



2016 RUSSELL ATHLETIC BOWL

14/12



WEST VIRGINIA MOUNTAINEERS

VS



MIAMI HURRICANES

WEDNESDAY, DECEMBER 28 5:30PM | CAMPING WORLD STADIUM | ORLANDO, FLA



BY THE

NUMBERS

58,572

THE UNIVERSITY OF MIAMI AVERAGED 58,572 FANS IN HOME GAMES THIS SEASON - A FIGURE THAT RANKED 27TH IN THE COUNTRY.

3,000 866 100

QUARTERBACK BRAD KAAVA SURPASSED 3,000 YARDS PASSING FOR THE THIRD STRAIGHT SEASON.

AHMMON RICHARDS POSTED A MIAMI FRESHMAN RECORD OF 866 YARDS RECEIVING.

RUNNING BACK MARK WALTON RUSHED FOR 100+ YDS IN 6 GAMES DURING THE 2016 REG SEASON.

99 40 38

MIAMI FINISHED THE REGULAR SEASON WITH 99 TACKLES FOR LOSS. IN 2015, THE HURRICANES HAD 66 TACKLES FOR LOSS.

THE HURRICANES EARNED A SPOT IN A BOWL GAME FOR THE 40TH TIME IN PROGRAM HISTORY.

SENIOR OFFENSIVE LINEMAN DANNY ISTDORA MADE HIS 38TH STRAIGHT START IN THE HURRICANES' FINAL GAME OF THE REGULAR SEASON.

34 18.9

MIAMI REGISTERED 34 SACKS DURING THE 2016 CAMPAIGN. IN 2015, THE HURRICANES TOTALLED 26 SACKS.

MIAMI RANKED 2ND IN THE ACC IN SCORING DEFENSE, HOLDING OPPONENTS TO 18.9 POINTS PER GAME.

15 10 10

MARK WALTON FINISHED THE 2016 SEASON WITH A TEAM-BEST 15 TOUCHDOWNS.

MIAMI PLACED 10 PLAYERS ON THE 2016 ACC ALL-CONFERENCE TEAM.

MARK WALTON BECAME THE 10TH MIAMI RUNNING BACK TO SURPASS 1,000 YARDS IN A SINGLE SEASON.

5 4.84 4 1

THE HURRICANES FINISHED THE REGULAR SEASON WITH 5 BLOCKED KICKS - A FIGURE THAT LED THE ACC.

THE HURRICANES HELD OPPONENTS TO JUST 4.84 YARDS PER PLAY RANKED 11TH IN THE NCAA.

THE HURRICANES CLOSED OUT THE REGULAR SEASON WITH 4 STRAIGHT WINS FOR THE 1ST TIME SINCE THE 2002 REGULAR SEASON.

BRAD KAAVA BECAME THE HURRICANES' ALL-TIME PASSING YARDS LEADER SURPASSING KEN DORSEY.





TABLE OF CONTENTS

MEDIA INFORMATION

1	Contents / 2016 Results
3	President Julio Frenk
4	Director of Athletics Blake James
4-7	Athletics Administration
8-12	2016 Notebook

2016 MIAMI HURRICANES

14-15	Numerical Roster
16-17	Alphabetical Roster
18	Top Offensive Players
19	Top Defensive Players
20-54	Player Profiles

COACHING STAFF

56-59	Head Coach Mark Richt
60-68	Assistant Coaches
69	Football Support Staff

2016 SEASON REVIEW

71-76	Season Statistics
77-82	Game Recaps

HURRICANES FOOTBALL BOWL HISTORY

84	Miami in Bowl Games
85-95	All-Time Bowl Results & Recaps
96-100	Bowl Records

2016 RUSSELL ATHLETIC BOWL GUIDE

Editor: Camron Ghorbi
Editorial Assistance: Carter Toole, Tom Symonds, David Villavicencio, Alex Schwartz
Graphic Design: Leo Ramos
Photography: JC Ridley
Printed by: Print Farm

2016 SCHEDULE (8-4, 5-3 ACC)

DATE	OPPONENT	RESULT	TV
Sept. 3	Florida A&M	W, 70-3	ACCNE
Sept. 10	FAU	W, 38-10	ACCNE
Sept. 17	at Appalachian State	W, 45-10	ESPN
Oct. 1	• at Georgia Tech	W, 35-21	ESPN2
Oct. 8	• Florida State	L, 19-20	ABC
Oct. 15	• North Carolina	L, 13-20	ABC/ESPN2
Oct. 20	• at Virginia Tech	L, 16-37	ESPN
Oct. 29	at Notre Dame	L, 27-30	NBC
Nov. 5	• Pittsburgh	W, 51-28	ACCN
Nov. 12	• at Virginia	W, 34-14	RSN
Nov. 19	• at NC State	W, 27-13	ACCN
Nov. 26	• Duke	W, 40-21	ESPN2
Dec. 28	West Virginia %	5:30 p.m.	ESPN

• - Notes ACC game

% - 2016 Russell Athletic Bowl in Orlando, Fla.

SOCIAL MEDIA ACCOUNTS

Official Athletics

Twitter: @MiamiHurricanes
Facebook: /MiamiHurricanes
Instagram: MiamiHurricanes
Twitter: @CanesFootball
Facebook: /CanesFootball
Instagram: CanesFootball
Twitter: @CanesAllAccess
Twitter: @UM_Sebastian

Official Football

Blake James, Director of Athletics
 Sebastian the Ibis

UNIVERSITY INFORMATION

Location Coral Gables, Fla.
Enrollment 16,188
Founded 1925
Nickname Hurricanes
Colors Orange (PMS 1665), Green (PMS 3435) and White
President Dr. Julio Frenk
Director of Athletics Blake James
Faculty Athletics Representative Dr. Marvin Dawkins
Conference / Division Atlantic Coast Conference / Coastal
Stadium / Capacity New Miami Stadium / 64,982
Ticket Office Phone 1-800-GO-CANES

COACHING STAFF

Head Coach Mark Richt
Record at Miami 8-4 (1st season)
Career Record 153-55 (16th season)

Defensive Coordinator / Linebackers Manny Diaz
 Offensive Coordinator / Running Backs Thomas Brown
 Assistant Coach / Defensive Line Craig Kuligowski
 Assistant Coach / Passing Game Coordinator / Wide Receivers Ron Dugans
 Assistant Coach / Offensive Line Stacy Searels
 Assistant Coach / Special Teams Coordinator Tight Ends Todd Hartley
 Assistant Coach / Cornerbacks Mike Rumph
 Assistant Coach / Safeties Ephraim Banda
 Assistant Coach / Quarterbacks Jon Richt
 Graduate Assistant / Defensive Line Alex Devine
 Graduate Assistant / Safeties Michael Zuckerman
 Graduate Assistant / Wide Receivers Jake Flaherty
 Graduate Assistant / Offensive Line Greg Nosal
 Quality Control Analyst / Offense Brandon Lumish
 Quality Control Analyst / Defense Matthew Gazzillo
 Quality Control Analyst / Defense Jonathan Patke

SUPPORT STAFF

Director of Football Operations Don Corzine
 Director of Player Personnel Matt Doherty
 Director of Player Development / Offense Joel Rodriguez
 Director of Player Development / Defense Kareem Brown
 Assistant Director of Player Personnel / Recruiting Operations Jorge Baez
 Assistant Director of Player Personnel Chip Francoforte
 Assistant Director of Player Personnel / Recruiting Relations Brooke Wilson
 Administrative Assistant to Head Coach Sebrina Beyer
 Football Operations Assistant Justin Wells
 Director of Strength and Conditioning Coach Gus Felder
 Associate Strength and Conditioning Coach John Thomas
 Assistant Director of Strength and Conditioning Victor Ishmael
 Assistant Strength and Conditioning Coach Miguel Rivera
 Assistant Strength and Conditioning Coach Jeremy Roberts
 Head Equipment Manager David Case
 Assistant Equipment Manager Mike Salemi
 Assistant Equipment Manager Brad Anderson
 Assistant Equipment Manager Daniel Bogenschutz
 Video Coordinator Andrew Rossetti
 Assistant Video Coordinator Jared Myers
 Associate AD for Athletic Training Vinny Scavo
 Team Medical Director Dr. Lee Kaplan
 Primary Care Sports Medicine Specialist Dr. Clifton L. Page
 Assistant Athletic Trainer Dustin West
 Assistant Athletic Trainer Karl Rennalls
 Team Chaplains Steve DeBardelaben, Steve Caldwell
 Assist. AD / Academic Services & Dir. of Football Academics Demetrius Darden
 Academics Learning Specialist Dr. Barbara Stratton
 Academic Advisor / Tutor Coordinator Michael Imeokparia

ATHLETICS ADMINISTRATION

Director of Athletics Blake James
Deputy AD / Business Operations Tony Hernandez
Deputy AD / SWA Jennifer Strawley
Sr. Associate AD / Facilities & Events Tim Wise
Sr. Associate AD / Communications & Sales Jason Layton
Sr. Associate AD / Compliance Craig Anderson
Sr. Associate AD / Development Jesse Marks

Associate AD / Communications & Digital Carter Toole
Associate AD / Business Operations Josh Boone
Associate AD / Ticket Sales & Operations Brent Crank
Associate AD / Academic Services David Wyman
Associate AD / Premium Seating Ben Creed
Assistant AD / Major Gifts Chris Cohen
Assistant AD / Ticket Operations Tim Cavanaugh
Assistant AD / Communications Tom Symonds
Assistant AD / Events & Operations Michael Turner
Assistant AD / Compliance - Eligibility Dan Raben
Assistant AD / Ticket Sales Mackie Feierstein

COMMUNICATIONS & DIGITAL

Associate AD / Communications Carter Toole
Cell 615-598-8540
Email carter.toole@miami.edu
Twitter @CanesCarter

Assistant AD / Communications (Primary) Tom Symonds
Cell 305-240-9142
Email symonds@miami.edu
Twitter @Tom_Symonds

Asst. Director Communications (Secondary) Camron Ghorbi
Cell 786-877-7329
Email c.ghorbi@miami.edu
Twitter @CamronGhorbi

Asst. Director of Communications David Villavicencio
Cell 786-999-3739
Email davidv@miami.edu
Twitter @dvillavicencio6

Asst. Director of Communications Alex Schwartz
Cell 609-802-3674
Email alexschwartz@miami.edu
Twitter @AlexJSchwartz

Assoc. Director of Communications Amy LaBrie
Office 305-284-3241
Email LaBrie@miami.edu

Asst. Director / Digital Strategy Tim Brogdon
Cell 720-384-3391
Email tbrogdon@miami.edu
Twitter @TimDanBrog

Website
www.HurricaneSports.com

Twitter
 @MiamiHurricanes | @CanesFootball

Mailing Address
 5821 San Amaro Drive, Coral Gables, FL 33146



DR. JULIO FRENK

UNIVERSITY PRESIDENT
UNIVERSIDAD NACIONAL
AUTÓNOMA DE MÉXICO, 1979

Dr. Julio Frenk, a noted leader in global public health and a renowned scholar and academic, was named the sixth president of the University of Miami in April 2015. He assumed his leadership post on August 16, 2015.

Prior to joining the University of Miami, Dr. Frenk was Dean of the Faculty at the Harvard T.H. Chan School of Public Health since January 2009. While at Harvard, he was also the T & G Angelopoulos Professor of Public Health and International Development, a joint appointment with the Harvard Kennedy School of Government.

Dr. Frenk served as the Minister of Health of Mexico from 2000 to 2006. He pursued an ambitious agenda to reform the nation's health system and introduced a program of comprehensive universal health insurance, known as Seguro Popular, which expanded access to health care for tens of millions of uninsured Mexicans.

Dr. Frenk was the founding director-general of the National Institute of Public Health in Mexico, one of the leading institutions of health education and research in the developing world. In 1998 Dr. Frenk joined the World Health Organization (WHO) as executive director in charge of Evidence and Information for Policy, WHO's first-ever unit explicitly charged with developing a scientific foundation for health policy to achieve better outcomes.

He also served as a senior fellow in the global health program of the Bill & Melinda Gates Foundation and as president of the Carso Health Institute in Mexico City. He is the founding chair of the board of the Institute for Health Metrics and Evaluation at the University of Washington. He also co-chaired the Commission on the Education of Health Professionals for the 21st Century, which published its influential report in the leading journal *The Lancet* in 2010, triggering a large number of follow-up initiatives throughout the world.

Dr. Frenk holds a medical degree from the National Autonomous University of Mexico, as well as a master of public health and a joint doctorate in Medical Care Organization and in Sociology from the University of Michigan, Ann Arbor. He has been awarded honorary doctorates from several institutions of higher learning. In September of 2008, Dr. Frenk received the Clinton Global Citizen Award for changing "the way practitioners and policy makers across the world think about health."

He is a member of the U.S. Institute of Medicine, American Academy of Arts and Sciences, and National Academy of Medicine of Mexico.

In addition to his scholarly works, which include more than 140 articles in academic journals, as well as many books and book chapters, he has written two best-selling novels for youngsters explaining the functions of the human body.



DR. MARVIN DAWKINS

FACULTY REPRESENTATIVE
EDWARD WATERS COLLEGE, 1970

Dr. Marvin Dawkins, a distinguished professor in the Department of Sociology at the University of Miami, is in his fifth year as the Faculty Athletics Representative. He was named to the post in April 2012, replacing Clyde McCoy after his 17 years of service in that role.

In his FAR post, Dawkins is responsible for ensuring the academic integrity of students participating in University athletic programs and helping to oversee institutional control of the Department of Athletics. The Faculty Athletics Representative serves as a liaison between the University and the athletic department. This individual is the University's voting delegate to the ACC and represents UM with the NCAA and ACC.

Dawkins received his doctorate from Florida State and completed his postdoctoral research fellowships at Howard University and The Johns Hopkins University. He previously served on the faculties of the University of Maryland, Old Dominion University and the University of Wisconsin-Parkside.

His research focuses on issues of race and social equity in such areas as education, career aspirations and mobility, substance abuse prevention, and sports. He has published widely in these areas, including his most recent article titled "Race and Pathways to Power in the National Football League" (with Jomills H. Braddock and Erica Smith), which appears in *American Behavioral Scientist* (2012). His research on golf includes book chapters, scholarly articles, and the book *African American Golfers During the Jim Crow Era* (Praeger 2000), coauthored with Graham C. Kinloch. Dawkins was recently appointed to the United States Golf Association Museum Committee and is currently completing a study on the media treatment of black golfers from the Jim Crow era to the present.



BLAKE JAMES

DIRECTOR OF ATHLETICS
MINNESOTA STATE-MANKATO, 1992

Since taking over as the University of Miami's Director of Athletics in 2013, Blake James has led a transformation at Miami on the field, in student-athlete support, in facilities and in student academic achievement.

In 2015-2016, Miami was the only school in NCAA Division I athletics to have its football team play in a bowl game, men's and women's basketball teams reach the NCAA tournament and baseball team advance to the College World Series. Overall, Miami had 10 sports programs advance to postseason competition to secure its highest finish in the Learfield Directors' Cup standings in twelve years, an indication of broad-based athletic department success.

Miami sold out its entire men's basketball season ticket allotment in 2015-2016, marking the first time in Hurricane athletics history that a team has sold out on a season-ticket basis. For fans who chose to watch the Canes on media platforms, the Hurricanes' live streaming video platform took a giant leap, as Miami aired more than 115 live events on ESPN3 – a figure that ranked first among all ACC schools.

In the classroom, three Miami teams were honored nationally for being among the top 10 percent in the Academic Progress Rates (APR) during the 2015-2016 academic year. In addition, eight Hurricane teams scored 990 or better out of a possible 1,000 points – men's cross country (1000), men's diving (1000), men's tennis (991), golf (1000), soccer (991) and women's swimming (996), women's tennis (992) and women's track and field (994).

In the department's continuing efforts to better support student-athletes and coaches, the Miami Hurricane Club set an all-time annual fund record of \$12 million raised for the Student-Athlete Excellence Fund—an increase of 21 percent over the prior year. The Hurricane Club also announced a record 8,100 active members in May 2016, an 80 percent increase in active membership since 2010.

Under James' leadership, Miami has completed several facility enhancements, beginning with the opening of the Schwartz Center for Athletic Excellence, the completion of the student-athlete training table, fueling station, dining hall, new artificial and natural playing surfaces and lights on the Greentree Practice Fields and a center-hung scoreboard inside the Hurricanes' basketball arena. Prior to the 2015 athletics season, James was instrumental in helping Miami strike one of the largest apparel deals in the country with adidas.

Prior to being named AD, James served Miami athletics in the roles of Interim AD and Senior Associate AD for Development and Ticket Operations, where he oversaw the day-to-day operations of development, ticket sales and ticket operations. He also was a member of the Hurricanes' senior staff and provided sport supervision.

James came to UM after spending seven years the University of Maine, where he first served as Senior Associate Athletic Director before serving as Director of Athletics from 2005 to 2010. During his tenure at Maine, athletics experienced tremendous success, including three trips to the Frozen Four for the men's ice hockey program and NCAA playoff berths for football, baseball (two), women's basketball and softball. Additionally, James implemented a comprehensive \$17 million facility improvement plan, which included an indoor practice facility and numerous other facility

upgrades and renovations. Academically, the program flourished, earning the conference academic cup twice and student-athletes maintaining better than a 3.0 GPA.

Prior to his stint at Maine, James worked in athletic development at Providence College, where he established the "Friars Forever" campaign and the Friar Athletic Fund.

James is no stranger to South Florida, beginning his athletic career with the University of Miami, working in ticket sales, corporate sales and athletic development. In 1995, he was hired as Miami's Director of Ticket Sales, serving in that capacity until 1997, when he was named an athletic development officer at the University of Nebraska. He returned to Miami in 1998 as the Director of Major Gifts and Corporate Sales and was promoted to the Director of Athletic Development at Miami in 2000 before moving on to Providence in 2002.

James graduated from Minnesota State University - Mankato with a Bachelor's Degree in Marketing in 1992 and later received his Master's degree in Sports Administration from St. Thomas University in 1994.

He and his wife, Kelly, have two children: daughter, Haley, and son, Ryan.



TONY HERNANDEZ

DEPUTY DIRECTOR OF ATHLETICS
MIAMI, 1997

Tony Hernandez, joined the University of Miami Athletic Department in 1998 and is currently the Deputy Director of Athletics. In his role, he oversees the following operations and sports:

- Financial and Business Operations
- Human Resources
- Ticket Operations
- Equipment Room
- Video Services
- adidas Relations
- Legal/Contractual Matters
- Men's Basketball
- Baseball
- Track and Field

Hernandez joined the University of Miami athletics department in February of 1998 as a graduate assistant in academic services. He was hired full-time in 1999 as a Compliance Coordinator, subsequently being promoted to Director of Compliance in 2002, Assistant AD for Compliance in 2004, Associate AD for Compliance in 2005 and Senior Associate Athletic Director in 2007. In 2005, he also served as the Interim Associate AD for Development and has served as the Interim Associate AD for External Affairs on two separate occasions. During his term as Interim Associate AD for Development, the Hurricane Club exceeded its annual giving budgetary goal by nearly ten percent.

By request of former President Donna E. Shalala, Hernandez served as Miami's Acting Athletic Director for almost two months, following Kirby Hocutt's departure to take the position of Director of Athletics at Texas Tech in February 2011.

In addition to his work at UM, Hernandez has been involved at

the conference and national level. He is currently serving or has previously served on the following committees:

- NCAA Student-Athlete Reinstatement Committee
- NCAA Amateurism Cabinet
- ACC Finance Committee
- Past President of the National Association of Athletic Compliance (NAAC)
- Division I-A Athletic Directors' Compliance Task Force
- NCAA Academics/Eligibility/Compliance Cabinet
- ACC Constitution and Bylaws Committee
- Chair of the NCAA Initial-Eligibility Waivers Sub-Committee

He is also an adjunct professor for Sports Law in the School of Education at Miami and has served as an adjunct faculty member at Florida Atlantic University.

Hernandez earned both a law degree and a bachelor's of business administration in finance from the University of Miami. He is a member of Iron Arrow, the highest honor attainable at UM, and served a term as president. He is married to the former Melissa Schumacher and they have two sons, Anthony Jr. and Austin.



JENNIFER STRAWLEY

**DEPUTY DIRECTOR OF ATHLETICS
SENIOR WOMAN ADMINISTRATOR**
PENNSYLVANIA, 1998

Jennifer Strawley joined the University of Miami on June 18, 2012 and currently serves as Deputy Director of Athletics and Senior Women's Administrator.

As a member of the department's executive leadership team, Strawley provides strategic direction for the department and assists the Athletic Director with the day-to-day operations. She is the sport administrator for football, women's basketball and women's tennis. She leads the department's strategic planning initiatives, policy development and implementation, coordination of department and coaches meetings and gender equity and inclusion initiatives. Strawley oversees the areas of sports medicine, student-athlete drug testing, academic services, compliance, student-athlete development, and serves as a liaison to various campus groups, as well as to the ACC and the NCAA.

Strawley played a key role in the hiring of head football coach Mark Richt, serving on the selection committee. In addition, she was instrumental in the development of Miami's Celebration of Women's Athletics and spearheaded the Department's "It's on Us Campaign."

Actively engaged in intercollegiate athletics nationally, Strawley has served on various committees within the NCAA and the ACC. Strawley currently serves on the ACC Television Committee, the ACC Women's Basketball foresight committee, the ACC Equity Committee, the ACC Women's Tennis Committee, the ACC Infractions and Sportsmanship Review Committee, the ACC Football Schedulers Group, the NCAA Division I Council Football Recruiting Ad Hoc Working Group and the NCAA Division I Women's Basketball Oversight Advancement Committee.

Prior to UM, Strawley concluded her second tour with the NCAA as the Director of Academic and Membership Affairs. In this role, Strawley was instrumental in providing leadership in the areas of academic governance and development of academic policy. She was the staff liaison to the NCAA Division I Committee on Academic Performance and the NCAA Division I Academic Cabinet. Strawley served on the senior management team and

was involved in a variety of other internal operations, including coordinating the internal operations for the department's senior management team.

Strawley rejoined the NCAA after serving as the Associate Athletics Director for Intercollegiate Sport Programs and Senior Woman Administrator at Columbia University from 2007-10. While at Columbia, she oversaw numerous varsity sport programs including football and was the athletics program liaison for gender equity and diversity initiatives. Strawley was a member of the department's Executive Management Team.

Prior to her tenure at Columbia, Strawley was the Director of Membership Services and Student-Athlete Reinstatement at the NCAA. In this role, she provided oversight of the student-athlete reinstatement process and was instrumental in the implementation of the student first philosophy. Strawley served as a liaison to numerous NCAA committees and task forces, including the NCAA Divisions I, II and III Student-Athlete Reinstatement Committees, the NCAA Olympic Sports Liaison Committee, and the working group appointed to review trends in initial eligibility.

Strawley first joined the NCAA in 1998 as an enforcement services intern. She is a 1998 graduate of the University of Pennsylvania where she earned her Bachelor of Arts degree in history. During her time at Pennsylvania, she was a two-year captain for the Quakers' softball team. Strawley was inducted into the William Tennent High School Athletics Hall of Fame in January of 2014.



TIM WISE

**SENIOR ASSOCIATE AD
FACILITIES & EVENT OPERATIONS**
SOUTH CAROLINA, 1996

Tim Wise is in his fourth year as the Senior Associate Athletic Director for Facilities and Event Operations at the University of Miami. Wise joined the UM staff in June 2012.

Wise has oversight of the following areas:

- Facilities and Maintenance Services
- Capital Projects/Construction
- Facilities Master Planning
- Event Management and Guest Services
- Camps/Clinics
- Risk Management
- Information Technology
- BankUnited Center/Global Spectrum Liaison
- New Miami Stadium Liaison
- Marching Band Liaison
- Sport Oversight (rowing, soccer)
- Strength and Conditioning

Wise, who has more than 18 years of experience in college athletics as an event manager, facilities director and administrator, was hired by the University of Wisconsin athletics department as Assistant Athletic Director for Events and Facilities in August, 2008. In January 2012, he was named Interim Associate Athletic Director and elevated to the senior management team with additional oversight of the University Ridge Golf Course and \$125 million in capital projects.

Wise also had supervisory oversight of the UW Athletics event management, facilities, food and beverage and guest services units and oversaw an annual budget of approximately \$15 million.

He also served in a lead role in administrative coordination of UW Athletics concerts, summer camps and event parking.

Wise served as the director of facility maintenance at the University of Connecticut from August 2005 to August 2008. He oversaw daily operations of athletic facilities, projects and event operations as the assistant athletics director for facilities and operations at Eastern Michigan University from November 2003 to June 2005.

Wise was hired as the athletics event manager at the University of Denver in August 2000 and promoted to the Director of Athletics Events in August 2001 and served in that role until October 2003. Prior to his time at Denver, Wise was the event services manager at The Ohio State University's Schottenstein Center.

Wise was an event operations manager intern at Michigan State University from August 1998 to May 1999. His first position upon graduation from college was as a conference coordinator at the University of South Carolina from December 1996 to January 1998.

Wise has extensive experience working at NCAA and conference championship events. At Wisconsin he served on the department's Diversity Integration Group and was the representative to the City of Madison and UW Campus Joint Southeast Campus Area Committee. In the past, he served on Connecticut's Environmental Compliance Team as well as the schools Environmental Policy Advisory Council. He also served on the NCAA Woman of the Year Selection Committee and the NCAA Minority Opportunities and Interests Committee, three years as the vice chair. Wise earned the University of Denver Center for Multicultural Excellence Outstanding Staff Award in 2002-03.

He is a member of the Collegiate Event and Facility Management Association and was named to the Board of Directors in September 2011. Wise is currently serving as the President of the association for 2015-16 and was previously 1st Vice President 2014-15, 2nd Vice President 2013-14, and 3rd Vice President 2012 -13. Wise also has membership in the Minority Opportunities Athletic Association, the National Association of Collegiate Directors of Athletics and the Stadium Managers Association.

Wise is a 1996 graduate of the University of South Carolina with a bachelor's degree in business administration and earned a master's degree in human performance and sport studies from the University of Tennessee in 1998.



JASON LAYTON

**SENIOR ASSOCIATE AD
COMMUNICATIONS & SALES**

SAINT LEO, 1999

Jason Layton joined the University of Miami in December of 2014 as the department's Senior Associate Athletics Director for Communications and Sales.

In his current position, Layton is responsible for managing the department's ticket sales, marketing, communication, website and social/digital media areas.

Layton's primary focus centers on generating revenue through ticket sales, marketing, corporate sponsorships, promotions and licensing and multi-media rights.

Since his arrival, Miami has already seen exceptional growth in ticket sales and digital streaming with ESPN3.

Under his watch, Miami has seen an increased level of season ticket sales in football and men's basketball, while transitioning to a new ticketing system in Paciolan.

Under Layton's guidance, Miami sold out its entire 2015-16 men's basketball season ticket allotment, marking the first time in Hurricane athletics history that a team has sold out its entire season ticket allotment.

Layton also serves as the primary point of contact with ESPN in establishing the department's new digital network. During the 2015-16 athletics campaign, Miami aired over 115 live events on ESPN3 – a figure that ranked first among all ACC schools.

Layton, a Florida native, arrives in Miami after spending the previous two years at Colorado State University where he served as the department's Senior Associate Athletics Director for Sales and Marketing.

During his time in Fort Collins, Colorado, Layton's ticket sales plans drove double-digit increases in football, volleyball, men's basketball and women's basketball revenue and tickets sold.

In addition, Layton managed the implementation of the Mountain West Digital Network for CSU online streams, which achieved more than 70,000 views during its first year.

His oversight of CSURams.com saw a complete redesign. Under Layton's redesign, CSURams.com included a fan loyalty rewards program that rewarded fans for social activity, ticketing attendance and sponsorship engagement.

Before his arrival at Colorado State, Layton spent 13 years with the Tampa Bay Buccaneers. In his 13 years with the club, he handled a variety of responsibilities from ticketing and luxury suite operations to advertising and business management.

Layton began his career with the Buccaneers as a customer service representative in 1999 before elevating to the role of Senior Director of Business Administration in 2011.

A native of Florida, Layton received his bachelor's and master's degrees from Saint Leo University in Saint Leo, Fla.



CRAIG ANDERSON

**SENIOR ASSOCIATE AD
COMPLIANCE**
PITT, 2005

Craig Anderson is in his second year as the department's Senior Associate Athletic Director for Compliance in 2016.

In his current capacity, Anderson oversees the Hurricanes' five-person compliance office and serves as the departmental liaison between the NCAA and all rules educational matters.

Anderson was hired as Associate AD for Compliance at the University of Miami on Feb. 27, 2013. He came to UM after spending three years as the Assistant Athletics Director for Compliance at NC State.

At UM, Anderson is responsible for managing all aspects of the compliance unit's effort, including educating the athletics department and university staff, boosters, coaches and student-athletes about NCAA and ACC regulations. In addition, he is responsible for overseeing the compliance monitoring systems related to recruiting, certification and eligibility. Anderson is also the Sport Supervisor for the women's golf program.

At NC State, he was charged with many roles, including monitoring all amateurism and eligibility issues, serving as the liaison to the academic support program for student-athletes, monitoring all initial eligibility/continuing eligibility processes and conducting NCAA rules education for coaches, staff, boosters and general public.

Before moving to NC State, Anderson served in a nearly three-year role as Director of Compliance at the University of Virginia from September 2007-July 2010. While in Charlottesville, he assisted with eligibility process, interpreted and researched NCAA rules for coaches and institutional staff members, monitored camps and clinics for all sports, coordinated annual coaches certification exams and coordinated transfer issues.

Anderson began his career as an Assistant Director of Compliance, spending 14 months at UNLV from July 2006-September 2007.

A native of Painted Post, N.Y., Anderson graduated from the University of Pittsburgh in 2005 with a bachelor's degree in political science. A year later, he graduated from Marshall University with a master's degree in athletic administration.



JESSE MARKS

**SENIOR ASSOCIATE AD
DEVELOPMENT**
MIAMI, 2005

Jesse Marks was promoted to Senior Associate Athletic Director for Development in August 2016. He was previously promoted to associate AD for development in November 2012 following two years as assistant athletics director for major gifts.

Under the guidance of Director of Athletics Blake James, Marks is responsible for all development operations for the department of athletics, including campaign oversight, major giving, annual fund, donor stewardship, event hospitality and coordination with central advancement efforts.

Since Marks' arrival in 2010, the Hurricane Club has seen significant growth in major giving and annual giving participation. Following the department's restructure in 2010, the Hurricane Club's development results have increased significantly across the board. Major Giving is up more than 70 percent since 2010, including eight gifts over \$1 million and more than 35 gifts in excess of \$250,000 or more. In 2013, UM opened the fully funded \$18-million, 30,000-square foot Schwartz Center for Athletic Excellence featuring new football, academic, and athletic training facilities as well as a Gallery of Champions showcasing the proud championship tradition of UM Athletics. Additionally in 2013, The newly created Football Victory Fund has raised over \$3 million to enhance the football practice facilities including, new artificial and grass fields, new lighting and a training table dining hall for all 400 plus student-athletes.

Annual giving has also seen unprecedented growth through extensive marketing, philanthropic re-branding and digital strategy. Since 2010, Hurricane Club Membership has increased by more than 84 percent to an all-time record of 8,076 active members. The Hurricane Club is consistently recognized nationwide for their use of cutting edge technology and unique campaigns to drive annual support.

Marks has been a part of two major capital campaigns at the University of Miami. The Momentum Campaign (2000-2008) which raised over \$1 billion for the University. Athletics exceeded its goal of \$68 million and raised more than \$85 million dollars. Currently, Marks is leading athletics efforts for university wide \$1.6 billion Momentum2 Campaign. UM Athletics has raised over \$110 million to date and is on pace to exceed their goal of \$125 million by the end of 2016.

Prior to his return to UM Athletics, Marks served as assistant director of development at Wake Forest University, where he managed relationships for over 150 athletic donors in the southeast, including South Carolina, Georgia, North Carolina and Florida. Prior to Wake Forest, Marks was as assistant athletics director for development at Florida International University, where he managed all fundraising operations related to the opening of their new football stadium in 2008.

Marks is an active member of the National Association of Athletic Development Directors (NAADD) and is an adjunct professor in the School of Education Sports Administration Program teaching Sport Promotions and Sales.

A two-time Miami graduate, Marks earned his bachelor's degree in 2005 and his master's degree in 2008.

MIAMI ATHLETICS COMMUNICATIONS & DIGITAL STRATEGY



**CARTER
TOOLE**
Associate AD



**TOM
SYMONDS**
Assistant AD



**CAMRON
GHORBI**
Communications



**DAVID
VILLAVICENCIO**
Communications



**TIM
BROGDON**
Digital Strategy

RUSSELL ATHLETIC BOWL COMMUNICATIONS INFORMATION & HISTORY



Russell Athletic Bowl
One Citrus Bowl Place
Orlando, Fla. 32805
www.russellathleticbowl.com

**RUSSELL ATHLETIC BOWL
COMMUNICATIONS CONTACT**
Matt Repchak
Media Relations Director
O: (407) 423-2476 ext. 145
mrepchak@fcsports.com

BOWL HISTORY: SCORES

1990	Florida St, 24, Penn St. 17
1991	Alabama 30, Colorado 25
1992	Stanford 24, Penn St. 3
1993	Boston College 31, Virginia 13
1994	S. Carolina 24, West Virginia 21
1995	North Carolina 20, Arkansas 10
1996	Miami 31, Virginia 21
1997	Georgia Tech 35, W. Virginia 30
1998	Miami 46, NC State 23
1999	Illinois 63, Virginia 21
2000	NC State 38, Minnesota 30
2001	Pittsburgh 34, NC State 19
2002	Texas Tech 55, Clemson 15
2003	NC State 56, Kansas 26
2004	Georgia Tech 51, Syracuse 14
2005	Clemson 19, Colorado 10
2006	Maryland 24, Purdue 7
2007	Boston College 24, Mich. St 21
2008	Florida State 42, Wisconsin 13
2009	Wisconsin 20, Miami 14
2010	NC State 23, West Virginia 7
2011	Florida State 18, Notre Dame 14
2012	Virginia Tech 13, Rutgers 10
2013	Louisville 36, Miami 9
2014	Clemson 40, Oklahoma 6
2015	Baylor 49, North Carolina 38

BOWL HISTORY: MVPs

1990	Amp Lee (Florida St.)
1991	David Palmer (Alabama)
1992	Darrien Gordon (Stanford)
1993	Glenn Foley (Boston College)
1994	Steve Taneyhill (S. Carolina)
1995	Leon Johnson (North Carolina)
1996	Tremain Mack (Miami)
1997	Joe Hamilton (Georgia Tech)
1998	Scott Covington (Miami)
1999	Kurt Kittner (Illinois)
2000	Philip Rivers (NC State)
2001	Antonio Bryant (Pittsburgh)
2002	Kliff Kingsbury (Texas Tech)
2003	Philip Rivers (NC State)
2004	Reggie Ball (Georgia Tech)
2005	James Davis (Clemson)
2006	Sam Hollenbach (Maryland)
2007	Jamie Silva (Boston College)
2008	Graham Gano (Florida State)
2009	John Clay (Wisconsin)
2010	Russell Wilson (NC State)
2011	Rashad Greene (Florida State)
2012	Antone Exum (Virginia Tech)
2013	Teddy Bridgewater (Louisville)
2014	Cole Stoudt (Clemson)
2015	Johnny Jefferson (Baylor)

TENTATIVE RUSSELL ATHLETIC BOWL ITINERARY - MIAMI

DEC. 23
FRIDAY

Team arrives in Orlando

DEC. 24
SATURDAY

Practice in Orlando

DEC. 25
SUNDAY

Practice in Orlando

DEC. 26
MONDAY

Practice in Orlando

DEC. 27
TUESDAY

No media availability

DEC. 28
WEDNESDAY

Russell Athletic Bowl - 5:30 p.m. ET

RETURNING STATISTICAL LEADERS

RUSHING	G	ATT	GAIN	LOSS	NET	AVG	TD	LG	YPG
Mark Walton	12-12	192	1,117	52	1,065	5.5	14	80	88.8
Joe Yearby	12-0	99	609	17	592	6.0	7	64	49.3
Gus Edwards	10-0	49	278	7	217	5.5	1	74	27.1

PASSING	G	EFF	C-A-I	PCT	YDS	TD	LG	AVG/G
Brad Kaaya	12-12	147.78	237-387-7	61.2	3,250	23	77	270.8

RECEIVING	G	NO	YDS	AVG	TD	LG	AVG/G
Stacy Coley	12-10	58	703	12.1	9	55	58.6
Ahmmon Richards	12-10	46	866	18.8	2	77	72.2
David Njoku	12-4	38	654	17.2	7	76	54.5

TACKLES	G	UT	AT	TT	TFL-YARDS	SACKS	-YDS
Shaquille Quarterman	12-12	40	39	79	9.0-30	2.5-9	
Jamal Carter, Sr.	12-11	48	31	79	1.0-1	-	
Rayshawn Jenkins	12-11	52	18	70	3.5-13	1.5-6	

2016 NOTEBOOK

#LIFEINTHEACC

FINAL REGULAR SEASON STANDINGS
ATLANTIC DIVISION

Team	Conf.	Overall
Clemson	7-1 .875	12-1 .917
Louisville	7-1 .875	9-3 .750
Florida State	5-3 .625	9-3 .750
NC State	3-5 .375	6-6 .500
Wake Forest	3-5 .375	6-6 .500
Boston College	2-6 .250	6-6 .500
Syracuse	2-6 .250	4-8 .333

COASTAL DIVISION

Team	Conf.	Overall
Virginia Tech	6-2 .750	9-4 .750
Miami	5-3 .625	8-4 .667
North Carolina	5-3 .625	8-4 .667
Pittsburgh	5-3 .625	8-4 .667
Georgia Tech	4-4 .500	8-4 .667
Duke	1-7 .125	4-8 .333
Virginia	1-7 .125	2-10 .167

CANES RETURN TO ORLANDO FOR THE RUSSELL ATHLETIC BOWL

•For the fourth consecutive season and the 40th time in program history, the University of Miami football team will play in a bowl game. The Hurricanes will take on West Virginia on Dec. 28 in the 2016 Russell Athletic Bowl. Kickoff is set for 5:30 p.m. and will air on ESPN.

•Miami's trip to the Russell Athletic Bowl marks the third time the Hurricanes have played in Orlando for a bowl. Miami played Wisconsin in the Champ Sports Bowl in 2009 and faced Louisville in the Russell Athletic Bowl in 2013. •Miami will face off against West Virginia for the 20th time in program history. The Hurricanes are 16-3 all-time against the Mountaineers. The Hurricanes have won nine of the last 10 matchups.

•The series opened in 1942 with the Hurricanes earning a 21-13 win in Miami. The Hurricanes and Mountaineers played one another every season from 1991 to 2003 when both institutions were members of the BIG EAST Conference.

•Miami defeated West Virginia 22-20 in its last meeting with the Mountaineers thanks to a game-winning field goal from Jon Peattie.

•Miami's matchup against West Virginia will mark the final college football game for Gage Batten, Kevin Carroll, Jamal Carter, Sr., Wyatt Chickillo, Adrian Colbert, Stacy Coley, Standish Dobard, Corn Elder, Frank Gabriel, Alex Gall, Danny Isidora, Rayshawn Jenkins, Malcolm Lewis, Austin Pfenninger, Justin Vogel, Michael Welch and Marquez Williams.

BIG TIME BOWL BOSS

•Head coach Mark Richt will take part in his 26th bowl game as a coach and his 15th as a head coach.

•Richt owns a 9-5 record in bowl games as a head coach. All five of Richt's bowl losses have come by five points or fewer.

•In addition, Richt has coached in four national championship games.

SO CLOSE

•Miami's four losses this season have come by a combined total of 32 points (8.0 points per game average).

•Two of Miami's four losses have come by three points or fewer.

•Miami's loss at home against Florida State came by one point after the Hurricanes had their extra point attempt blocked late in the fourth quarter.

2016 NOTEBOOK

#BYTHE NUMBERS

1

Quarterback Brad Kaaya is the Hurricanes' all-time leader in career passing yards (9,686).

3

Miami is one of three schools that shared the AFCA Academic Achievement Award.

5

Miami has blocked five kicks this season, which ranks fifth in the country.

10

Mark Walton became just the 10th Miami running back to surpass 1,000 yards rushing in a single season.

15

Head coach Mark Richt has won 8-or-more games in 15 seasons throughout his career.

80

Mark Walton's 80-yard touchdown on the first offensive play of the Hurricanes' game against Appalachian State is tied for the second-longest rush this season in the ACC.

99

Miami has totaled 99 tackles for loss this season. In 2015, the Hurricanes recorded 66 tackles for loss.

145

Miami features one of the most experienced offensive lines in the ACC. Miami offensive linemen have combined for 145 career starts.

300

Junior quarterback Brad Kaaya has thrown for over 300 yards 11 times in his career.

978

Kaaya has thrown just 14 interceptions in his last 978 pass attempts.

58,572

The Hurricanes averaged 58,572 fans per game this season - good for 27th in the nation.

YIPPEE KAAYA

- In three years as the Hurricanes' quarterback, Brad Kaaya has already posted career numbers that rank among the most prolific in program history.
- Kaaya was on the preseason watch lists for eight major honors: The Lombardi Award, the Manning Award, the Johnny Unitas Golden Arm, College Football Performance, the Davey O'Brien Award, American Football Coaches Association Good Works Team, the Wuerffel Trophy and the Maxwell Award.
- Kaaya finished the year on a high note as he threw 10 touchdowns and had just one interception in his final four games. He also surpassed 300 yards through the air in two of his final four regular season games.
- Kaaya's 9,686 career-passing yards are already the most in Miami history. His 3,238 passing yards as a sophomore in 2015 are tied for the sixth-most in a single season, while his 3,198 yards in 2014 are the eighth-most. He is the only QB with two individual seasons ranking in the top 10.
- His 9,686 passing yards rank sixth on the ACC all-time career list. Kaaya is one of only 13 signal callers in league history to pass for over 9,000 career yards. In addition, Kaaya is the only quarterback in program history to throw for 3,000 yards-or-more in three straight seasons.
- With his three touchdown passes at Appalachian State, Kaaya passed legendary Hurricane quarterbacks Craig Erickson, Gino Torretta, Steve Walsh and Vinny Testaverde on the all-time touchdown pass list.

Michael Badgley, K

All-ACC, Honorable Mention (ACSMA)
All-ACC, Third Team (Coaches)
All-ACC, First Team (AP)

Braxton Berrios, WR

CoSida Academic All-District

Stacy Coley, WR

All-ACC, Third Team (ACSMA)
All-ACC, Third Team (Coaches)

Corn Elder, DB

All-ACC, Second Team (ACSMA)
All-ACC, First Team (Coaches)
All-ACC, Second Team (AP)

Danny Isidora, OL

All-ACC, Third Team (ACSMA)
All-ACC (Coaches)
All-ACC (ESPN.com)

Rayshawn Jenkins, DB

All-ACC, Honorable Mention (ACSMA)

Brad Kaaya, QB

CoSida Academic All-District

David Njoku, TE

All-ACC, Honorable Mention (ACSMA)

Kendrick Norton, DT

All-ACC, Third Team (Coaches)

Michael Pinckney, LB

Freshman All-America, ESPN.com

Shaquille Quarterman, LB

All-ACC, Honorable Mention (ACSMA)
All-ACC, Third Team (Coaches)
Freshman All-America, ESPN.com

Ahmmon Richards, WR

All-ACC, Second Team (ACSMA)
All-ACC, Third Team (Coaches)
Freshman All-America, USA Today
Freshman All-America, ESPN.com

Justin Vogel, P

All-ACC, Second Team (ACSMA)
All-ACC, Third Team (Coaches)
All-ACC, Second Team (AP)

Mark Walton, RB

All-ACC, Third Team (ACSMA)
All-ACC, Second Team (AP)

2016 NOTEBOOK

YIPPEE KAAYA (continued)

- Kaaya's 65 career touchdown passes rank third all-time in Miami history.
- Kaaya has thrown for 200 or more yards in 29 of his 37 career games and has 11 career 300-yard performances. His career high of 405 yards came at Florida State on Oct. 10, 2015.
- Kaaya's 11 career 300-yard passing games rank second behind Clemson's Deshaun Watson among active ACC players.

CAN OF CORN

- Corn Elder finished the regular season with 69.0 tackles (49.0 solo), 4.5 tackles for loss, 3.0 sacks, one interception and 12 pass breakups en route to earning All-ACC honors (first team, coaches; second team ACSMA).
- His 12 pass breakups are a team best. He also leads the team with 46.0 solo tackles.
- In the Hurricanes' home opener against FAMU, Elder picked off a pass and tallied a pair of tackles.
- In Miami's first road game of the year at Appalachian State, Elder tied a then-career high with 7.0 tackles. He also tallied a sack, a tackle for loss, one pass breakup and one quarterback hurry.
- Against Florida State, Elder registered 6.0 tackles and one pass breakup.
- In the Hurricanes' matchup against North Carolina, Elder posted career highs in tackles (14.0) and solo tackles (11.0). He also tallied a pass breakup and a sack.
- Against Virginia Tech, Elder made six stops and had two pass breakups.
- Elder recorded a team-best 9.0 solo tackles and had a pass breakup versus Pittsburgh.
- On Nov. 12 versus Virginia, Elder recorded 5.0 tackles (4.0 solo), a sack, a forced fumble and one fumble recovery.
- He closed the regular season with six tackles against Duke.

KOOL CANES

- Craig Kuligowski, who is widely regarded as one of the top defensive line coaches in the country, has already made an immediate impact in his first season at Miami. The Hurricanes finished the regular season sixth in the nation in tackles for loss per game (8.3) and rank 23rd in sacks per game (2.75).
- Miami finished the regular season with 99 tackles for loss and 34 sacks. In 2015, the Hurricanes recorded 66 tackles for loss and 26 sacks for the entire season.
- Prior to arriving at Miami, Kuligowski spent 15 years at Missouri, where his defensive line units frequently ranked among the nation's best in tackles for loss and sacks.

GETTING DEFENSIVE

- Under first-year defensive coordinator and Miami native Manny Diaz, the Hurricanes are holding opponents to just 4.84 yards per play - a figure that ranks 11th among teams at the FBS level.
- The Hurricanes rank in the top 25 nationally in four different defensive categories: scoring defense (No. 13/18.9), team sacks (No. 23/2.75), tackles for loss (No. 6/8.3) and total defense (No. 27/355.3).
- Miami has allowed 26 touchdowns in its last 50 quarters dating back to last season.
- Miami has held 10 of its 12 opponents under its 2016 scoring average, including Duke in the regular season finale on Nov. 26.
- Miami has started and finished games strong, outscoring its opponents by a combined 166-88 in the first and fourth quarters of games.
- The Hurricanes have held three opponents scoreless in the second half this season (FAMU, North Carolina and Virginia).
- In its ACC opener against Georgia Tech, Miami's defense accounted for 12 points, as freshmen Shaquille Quarterman and Joe Jackson each returned a fumble for a touchdown.
- Through 12 games in 2016, nine players already have at least 5.0 tackles for loss. In 2015, just four players finished the season (13 games) with at least 5.0 tackles for loss.
- Against Appalachian State, Miami held the Mountaineers to just 2.6 yards per carry on the ground.
- Miami dominated FAU in the first half, as it held the Owls to just one yard rushing on 17 attempts. The Hurricanes also did not allow the Owls to convert one third-down conversion as they went 0-for-11. FAU finished the game with just 46 yards.
- The Hurricanes opened the year on a high note, as they held FAMU to just 43 second-half yards.

MAKING HIS MARK

- Running back Mark Walton has rushed for over 100 yards in six games this season.
- In 25 career games, Walton has scored 25 touchdowns (23 rushing, two receiving). He currently leads the team with 15 touchdowns (14 rushing and one receiving).
- With his 120 yards rushing this at NC State, Walton became the 10th Miami running back to surpass 1,000 yards rushing in a single season. It also marked the 11th time Miami has had 1,000-yard rusher (Edgerrin James surpassed 1,000 yards twice).
- Walton's three touchdown performance against NC State marked the fifth time in his career in which he has scored multiple touchdowns.
- Walton closed the year with 106 yards of all-purpose yards and one touchdown reception in the Hurricanes' regular season finale against Duke.
- On Oct. 12 at Virginia, Walton dashed for 111 yards on the ground.



2016 NOTEBOOK

MAKING HIS MARK (continued)

- Against Pittsburgh, Walton rushed for 125 yards and a touchdown.
- Against North Carolina on Oct. 15, Walton rushed for 82 yards on a career-high 24 carries.
- Walton has more than doubled his 2015 rushing total of 461 yards. He currently leads the team with 1,065 yards on the ground.
- Walton scored a touchdown on the first play of the game at Appalachian State, as he raced 80 yards for the score. His 80-yard run was the longest of his young career.
- Walton's 80-yard touchdown run against Appalachian State is tied for the second-longest rush in the ACC this season.
- On Sept. 10 against FAU, Walton rushed for a career-high 155 yards. He also scored a career-high four touchdowns against the Owls. His 155-yard output against FAU was the fifth highest rushing total in the ACC this season. In two career games against FAU, Walton has totaled seven rushing touchdowns.
- Walton got off to an impressive start to the 2016 season, as he rushed for a then-career-high 116 yards and had one touchdown against FAMU.

AHMMON RICHARDS AMONG THE BEST UM FRESHMAN WRs ... EVER

- Freshman wide receiver Ahmmon Richards currently leads the Hurricanes with 866 yards receiving. His 866 yards are the most ever by a freshman wide receiver at Miami.
- His 866 receiving yards currently rank ninth all-time in a single season at Miami.
- His 18.83 yards per reception are tops among all FBS freshman nationally. Richards' 18.83 yards per reception are ranked 21st nationally overall.
- Richards' 866 yards receiving lead all FBS freshman nationally.
- Richards has been honored as the ACC Rookie of the Week twice this season.

FRESHMAN PHENOMS

- Miami freshman linebackers Michael Pinckney, Shaquille Quarterman and Zach McCloud have made an immediate impact in their first seasons at The U.
- The three rookie linebackers have combined for 167.0 tackles, 18.0 tackles for loss and 5.0 sacks. They have combined for over 20 percent of the team's tackles this season.
- The Miami freshman trio has started at linebacker in the Hurricanes' last 10 games. UM is the only school in the nation that has started three true freshman linebackers.
- Quarterman and Pinckney are ranked first (79.0) and fifth (57.0) on the team in tackles, while McCloud ranks 10th on the team in tackles (31.0).

THE SPECIALIST

- Punter Justin Vogel has lived up to his preseason all-conference honor as he earned postseason Second Team All-ACC recognition. The Tampa, Fla., native has 57 punts for 2,522 yards. His 44.2 yards per punt average ranks second in the ACC and 18th nationally.
- Vogel has 23 punts that have landed inside the 20-yard line and has 16 that have gone over 50 yards.
- Vogel earned Preseason All-ACC honors after a stellar junior season in which he was recognized with All-ACC Third-Team honors by the media and All-ACC honorable mention from the league's coaches.
- Vogel also has established himself as a leader on and off the field. This season, he was selected as a team captain four times during the regular season. He also was nominated for the Lowe's Senior Class Award for his work in the classroom and in the community.
- Vogel averaged 42.5 yards per punt in 2015, while his 73-yarder against Clemson on Oct. 24 was the longest of any ACC punter in 2015. He totaled 13 punts of 50 yards or more last season.

CONSISTENT CANES

- Offensive lineman Danny Isidora leads all Hurricanes with 38 straight starts.
- Fellow offensive linemen Trevor Darling and Nick Linder had their consecutive start streaks snapped at 27 and 22 games, respectively against Virginia.
- Corn Elder, Danny Isidora, Brad Kaaya, KC McDermott, R.J. McIntosh, Kendrick Norton, Michael Pinckney, Shaquille Quarterman, Mark Walton have started in every game this season.
- Miami's active all-time start leaders include offensive lineman Danny Isidora (38), quarterback Brad Kaaya (37), defensive back Rayshawn Jenkins (33) and wide receiver Stacy Coley (30).



2016 STUDENT-ATHLETES

2016 ROSTER.....	14-17
TOP OFFENSIVE PLAYERS.....	18
TOP DEFENSIVE PLAYERS.....	19
STUDENT-ATHLETE PROFILES.....	20-54

NUMERICAL ROSTER

NO	NAME	POS	HT	WT	CL.	HOMETOWN / HIGH SCHOOL / PREVIOUS SCHOOL
1	Mark Walton*	RB	5-9	205	So.	Miami, Fla. (Booker T. Washington)
2	Joseph Yearby**	RB	5-9	200	Jr.	Miami, Fla. (Miami Central)
3	Stacy Coley***	WR	6-1	195	Sr.	Pompano Beach, Fla. (Northeast)
4	Jaquan Johnson*	DB	5-11	190	So.	Miami, Fla. (Miami Killian)
5	Standish Dobard***	TE	6-4	252	Sr.	New Orleans, La. (Edna Karr)
6	Jamal Carter***	DE	6-1	215	Sr.	Naranja, Fla. (Miami Southridge)
7	Gus Edwards**	RB	6-1	230	R-Jr.	Staten Island, N.Y. (Tottenville)
7	Kendrick Norton*	DL	6-3	305	So.	Jacksonville, Fla. (Trinity Christian)
8	Braxton Berrios**	WR	5-9	185	Jr.	Raleigh, N.C. (Leesville Road)
9	Malcolm Lewis****	WR	5-10	190	R-Sr.	Miramar, Fla. (Miramar)
9	Chad Thomas**	DL	6-6	265	Jr.	Miami, Fla. (Booker T. Washington)
11	Jack Allison	QB	6-5	200	Fr.	Parrish, Fla. (Palmetto)
12	Malik Rosier*	QB	6-1	215	R-So.	Mobile, Ala. (Faith Academy)
12	Malek Young	DB	5-9	180	Fr.	Ft. Lauderdale, Fla. (Coconut Creek)
14	Vincent Testaverde	QB	6-2	200	R-So.	Tampa, Fla. (Jesuit)
15	Michael Badgley**	K/P	5-10	180	Jr.	Summit, N.J. (Summit Senior/Fork Union Military)
15	Brad Kaaya**	QB	6-4	215	Jr.	Los Angeles, Calif. (Chaminade College Prep)
16	Evan Shirreffs	QB	6-5	210	R-Fr.	Jefferson, Ga. (Jefferson)
16	Justin Vogel**	P/K	6-4	215	Sr.	Tampa, Fla. (Florida/Berkeley Prep)
18	Lawrence Cager*	WR	6-5	215	So.	Towson, Md. (Calvert Hall)
19	Tucker Beirne	QB	6-2	245	R-Fr.	Miami, Fla. (Columbus)
19	Scott Patchan	DL	6-6	245	So.	Bradenton, Fla. (IMG Academy)
20	Robert Knowles	DB	6-1	195	R-Fr.	Miami, Fla. (Miami Edison)
20	Michael Welch	QB	6-2	205	R-So.	Winnetka, Ill. (New Trier)
21	Terrance Henley	CB	5-11	180	So.	Pompano Beach, Fla. (Blanche Ely)
22	Sheldrick Redwine*	DB	6-1	195	So.	Miami, Fla. (Miami Killian)
23	Christopher Herndon IV**	TE	6-4	253	Jr.	Norcross, Ga. (Norcross)
23	Terry McCray	LB	6-3	230	R-So.	Pompano Beach, Fla. (Blanche Ely)
24	Travis Homer	RB	5-11	200	Fr.	West Palm Beach, Fla. (Oxbridge Academy)
24	Josh Johnson*	DB	5-5	155	R-Jr.	Jacksonville, Fla. (The Bolles School)
25	Adrian Colbert	DB	6-2	205	R-Sr.	Mineral Wells, Texas (Mineral Wells/Texas)
26	Rayshawn Jenkins***	DB	6-2	210	R-Sr.	St. Petersburg, Fla. (Admiral Farragut Academy)
27	Ryan Mayes	DB	6-1	195	R-So.	Miami, Fla. (Miami Northwestern)
28	Crispian Atkins	RB	5-9	195	So.	Plant City, Fla. (Durant)
28	Michael Jackson*	DB	6-1	200	So.	Birmingham, Ala. (Spain Park)
29	Corn Elder***	DB	5-10	180	Sr.	Nashville, Tenn. (The Ensworth School)
30	Kevin Carroll	FB	5-11	222	Sr.	Mission Viejo, Calif. (Mission Viejo/Orange Coast)
30	Romeo Finley	DB	6-1	205	Fr.	Fort Walton Beach, Fla. (Niceville)
31	Demetrius Jackson*	DL	6-3	265	R-So.	Miami, Fla. (Booker T. Washington)
31	Malik Mayweather*	WR	6-1	185	R-So.	Olive Branch, Miss. (Olive Branch/East Miss. CC)
32	Trayone Gray*	RB	6-2	225	Jr.	Miami, Fla. (Carol City High School)
32	Tyler Murphy	DB	5-8	180	So.	Lawrenceville, Ga. (Peachtree Ridge)
33	Mitch Davis	WR	5-6	150	Jr.	Miami, Fla. (Gulliver Prep)
33	Trent Harris**	DL	6-2	250	Jr.	Winter Park, Fla. (Winter Park)
34	Zackary Lawler	FB	5-10	225	So.	Denver, Colo. (Pomona/Los Angeles Valley College)
34	Charles Perry*	LB	6-1	230	So.	West Palm Beach, Fla. (Royal Palm Beach)
35	Austin Pfenninger	WR	5-6	170	R-Jr.	Carmel, Ind. (Carmel)
36	Teddy Stavetski	LB	6-3	205	R-So.	Haddonfield, N.J. (Haddonfield)
36	Marquez Williams	FB	6-1	280	Sr.	Athens, Ga. (Clarke Central/Mars Hill)
37	Cesar Castillo	FB	6-2	245	So.	Jupiter, Fla. (Jupiter)
37	Jeff James Jr.	DB	6-1	185	Fr.	Orlando, Fla. (Olympia)
38	Danny Dominguez	WR	5-10	210	R-So.	Miami, Fla. (Endicott) (Gulliver Prep)
38	Cedric Wright	DB	5-9	180	Fr.	Homestead, Fla. (Gulliver Prep)
39	Jordan Butler*	LS	5-9	190	So.	Scottsdale, Ariz. (Saguaro)
40	Gage Batten*	FB	6-1	240	Sr.	Palm Beach Gardens, Fla. (Dwyer/Auburn)
41	Wyatt Chickillo	LB	6-1	235	R-Jr.	Miami, Fla. (Miami Palmetto)
43	TJ Callan	RB	6-1	215	So.	Doral, Fla. (Ronald Reagan)
43	Jack Spicer	P	6-3	225	R-Fr.	Estero, Fla. (Estero/Florida)

NUMERICAL ROSTER

NO	NAME	POS	HT	WT	CL.	HOMETOWN / HIGH SCHOOL / PREVIOUS SCHOOL
44	Eddie Dunn	LB	5-11	205	So.	Tavernier, Fla. (Coral Shores)
44	Cory Giordano	FB	6-1	232	R-Fr.	Rye, N.Y. (Fordham Prep)
45	Chad Allen	WR	5-10	180	R-Fr.	Menlo Park, Calif. (Menlo-Atherton)
46	O'Juan Carney	WR	5-10	180	Fr.	Miramar, Fla. (Miramar)
47	Jake Romp	WR	5-8	170	So.	Tampa, Fla. (Tampa Catholic)
47	Dewayne Washington II	FB	6-1	220	Fr.	Raleigh, N.C. (Ravenscroft)
49	Shawn Walker	LB	6-2	230	Fr.	Ft. Lauderdale, Fla. (Cardinal Gibbons)
52	Jamie Gordinier	LB	6-4	235	R-Fr.	Monmouth Beach, N.J. (Red Bank Catholic)
52	KC McDermott**	OL	6-7	308	Jr.	Wellington, Fla. (Palm Beach Central)
53	Zach McCloud	LB	6-2	230	Fr.	Lantana, Fla. (Santaluces)
54	Hunter Knighton*	OL	6-5	300	R-Jr.	Pottstown, Pa. (The Hun School of Princeton)
55	Frank Gabriel**	LB	6-3	218	R-Sr.	Monmouth Beach, N.J. (Red Bank Catholic)
55	Shaquille Quarterman	LB	6-1	240	Fr.	Orange Park, Fla. (Oakleaf)
56	Michael Pinckney	LB	6-1	220	Fr.	Jacksonville, Fla. (Raines)
57	Mike Smith	LB	6-1	230	R-So.	Miami, Fla. (Miami Northwestern)
57	Sam York	LS	6-1	200	So.	Marblehead, Mass. (Marblehead/Ohio State)
58	Darrion Owens*	LB	6-3	245	Jr.	Orange Park, Fla. (Oakleaf)
59	Justin Goldberg	OL	6-2	220	R-So.	Weston, Fla. (Cypress Bay)
59	Jared Hardie	LB	5-11	215	So.	Lansdowne, Va. (Our Lady of Good Counsel)
61	Jacob Munoz	OL	5-11	210	Fr.	Atlanta, Ga. (Mount Vernon)
62	Hayden Mahoney	OL	6-5	295	R-Fr.	Malvern, Pa. (Malvern Prep)
63	Danny Isidora**	OL	6-4	305	Sr.	Weston, Fla. (Cypress Bay)
66	Sunny Odogwu**	OL	6-8	325	R-Jr.	Ezeagu, Nigeria (Hargrave Military Academy)
67	Alex Gall***	OL	6-5	305	Sr.	Mason, Ohio (Archbishop Moeller)
68	Nick Linder**	OL	6-3	305	Jr.	Ft. Lauderdale, Fla. (St. Thomas Aquinas)
73	Trevor Darling	OL	6-4	320	Jr.	Miami, Fla. (Miami Central)
74	Tyler Gauthier	OL	6-5	300	So.	Venice, Fla. (Venice)
75	Brendan Loftus	OL	6-7	300	R-Fr.	Tallahassee, Fla. (Godby)
76	Tre Johnson	OL	6-7	300	Fr.	Orlando, Fla. (First Academy)
77	Jahair Jones	OL	6-4	315	R-So.	Brooklyn N.Y. (ASA College (NY))
78	Tyree St. Louis*	OL	6-5	305	So.	Bradenton, Fla. (IMG Academy)
79	Bar Milo	OL	6-6	300	R-Fr.	West Hills, Calif. (Chaminade College Prep)
80	Dayall Harris	WR	6-3	200	R-So.	Jackson, Miss. (Callaway/Copiah-Lincoln)
80	RJ McIntosh	DL	6-4	290	So.	Fort Lauderdale, Fla. (Cardinal Gibbons)
81	Darrell Langham	WR	6-4	230	R-So.	Lantana, Fla. (Santaluces)
82	Ahmon Richards	WR	6-1	192	Fr.	Wellington, Fla. (Wellington)
84	Dionte Mullins	WR	5-10	180	Fr.	Homestead, Fla. (Gulliver Prep)
85	Marco Baeza	K	6-3	210	So.	Charlotte, N.C. (Charlotte Catholic)
85	Jovani Haskins	TE	6-4	245	Fr.	Bergenfield, N.J. (Bergenfield)
86	David Njoku*	TE	6-4	245	R-So.	Cedar Grove, N.J. (Cedar Grove)
87	Michael Irvin II	TE	6-3	230	Fr.	Ft. Lauderdale, Fla. (St. Thomas Aquinas)
88	Malik Curry	LB	6-3	230	R-Fr.	Albuquerque, N.M. (La Cueva)
90	Tyreic Martin	DL	6-3	280	Fr.	Lanett, Ala. (Valley)
91	Gerald Willis	DL	6-4	285	R-So.	New Orleans, La. (Florida) (Edna Kerr)
92	Courtel Jenkins**	DL	6-2	320	Jr.	Jersey City, N.J. (DePaul Catholic)
93	Pat Bethel	DE	6-3	260	Fr.	Vero Beach, Fla. (Vero Beach)
94	Ryan Fines	DL	6-2	295	R-Fr.	Bradenton, Fla. (IMG Academy)
95	Anthony Moten**	DL	6-4	315	Jr.	Ft. Lauderdale, Fla. (St. Thomas Aquinas)
99	Joe Jackson	DL	6-5	250	Fr.	Homestead, Fla. (Gulliver Prep)

* - Letters earned

ALPHABETICAL ROSTER

NO	NAME	POS	HT	WT	CL.	HOMETOWN / HIGH SCHOOL / PREVIOUS SCHOOL
45	Chad Allen	WR	5-10	180	R-Fr.	Menlo Park, Calif. (Menlo-Atherton)
11	Jack Allison	QB	6-5	200	Fr.	Parrish, Fla. (Palmetto)
28	Crispian Atkins	RB	5-9	195	So.	Plant City, Fla. (Durant)
15	Michael Badgley**	K/P	5-10	180	Jr.	Summit, N.J. (Summit Senior/Fork Union Military)
85	Marco Baeza	K	6-3	210	So.	Charlotte, N.C. (Charlotte Catholic)
40	Gage Batten*	FB	6-1	240	Sr.	Palm Beach Gardens, Fla. (Dwyer/Auburn)
19	Tucker Beirne	QB	6-2	245	R-Fr.	Miami, Fla. (Columbus)
8	Braxton Berrios**	WR	5-9	185	Jr.	Raleigh, N.C. (Leesville Road)
93	Pat Bethel	DE	6-3	260	Fr.	Vero Beach, Fla. (Vero Beach)
39	Jordan Butler*	LS	5-9	190	So.	Scottsdale, Ariz. (Saguaro)
18	Lawrence Cager*	WR	6-5	215	So.	Towson, Md. (Calvert Hall)
43	TJ Callan	RB	6-1	215	So.	Doral, Fla. (Ronald Reagan)
46	O'Juan Carney	WR	5-10	180	Fr.	Miramar, Fla. (Miramar)
30	Kevin Carroll	FB	5-11	222	Sr.	Mission Viejo, Calif. (Mission Viejo/Orange Coast)
6	Jamal Carter***	DB	6-1	215	Sr.	Naranja, Fla. (Miami Southridge)
37	Cesar Castillo	FB	6-2	245	So.	Jupiter, Fla. (Jupiter)
41	Wyatt Chickillo	LB	6-1	235	R-Jr.	Miami, Fla. (Miami Palmetto)
25	Adrian Colbert	DB	6-2	205	R-Sr.	Mineral Wells, Texas (Mineral Wells/Texas)
3	Stacy Coley***	WR	6-1	195	Sr.	Pompano Beach, Fla. (Northeast)
88	Malik Curry	LB	6-3	230	R-Fr.	Albuquerque, N.M. (La Cueva)
73	Trevor Darling	OL	6-4	320	Jr.	Miami, Fla. (Miami Central)
33	Mitch Davis	WR	5-6	150	Jr.	Miami, Fla. (Gulliver Prep)
5	Standish Dobard***	TE	6-4	252	Sr.	New Orleans, La. (Edna Karr)
38	Danny Dominguez	FB	5-10	210	R-So.	Miami, Fla. (Endicott) (Gulliver Prep)
44	Eddie Dunn	LB	5-11	205	So.	Tavernier, Fla. (Coral Shores)
7	Gus Edwards**	RB	6-1	230	R-Jr.	Staten Island, N.Y. (Tottenville)
29	Corn Elder***	DB	5-10	180	Sr.	Nashville, Tenn. (The Ensworth School)
94	Ryan Fines	DL	6-2	295	R-Fr.	Bradenton, Fla. (IMG Academy)
30	Romeo Finley	DB	6-1	205	Fr.	Fort Walton Beach, Fla. (Niceville)
55	Frank Gabriel**	LB	6-3	218	R-Sr.	Monmouth Beach, N.J. (Red Bank Catholic)
67	Alex Gall***	OL	6-5	305	Sr.	Mason, Ohio (Archbishop Moeller)
74	Tyler Gauthier	OL	6-5	300	So.	Venice, Fla. (Venice)
44	Cory Giordano	FB	6-1	232	R-Fr.	Rye, N.Y. (Fordham Prep)
59	Justin Goldberg	OL	6-2	220	R-So.	Weston, Fla. (Cyprus Bay)
52	Jamie Gordinier	LB	6-4	235	R-Fr.	Monmouth Beach, N.J. (Red Bank Catholic)
32	Trayone Gray*	RB	6-2	225	Jr.	Miami, Fla. (Carol City High School)
59	Jared Hardie	LB	5-11	215	So.	Lansdowne, Va. (Our Lady of Good Counsel)
80	Dayall Harris	WR	6-3	200	R-So.	Jackson, Miss. (Callaway/Copiah-Lincoln)
33	Trent Harris**	DL	6-2	250	Jr.	Winter Park, Fla. (Winter Park)
85	Jovani Haskins	TE	6-4	245	Fr.	Bergenfield, N.J. (Bergenfield)
21	Terrance Henley	CB	5-11	180	So.	Pompano Beach, Fla. (Blanche Ely)
23	Christopher Herndon IV**	TE	6-4	253	Jr.	Norcross, Ga. (Norcross)
24	Travis Homer	RB	5-11	200	Fr.	West Palm Beach, Fla. (Oxbridge Academy)
87	Michael Irvin II	TE	6-3	230	Fr.	Ft. Lauderdale, Fla. (St. Thomas Aquinas)
63	Danny Isidora**	OL	6-4	305	Sr.	Weston, Fla. (Cypress Bay)
31	Demetrius Jackson*	DL	6-3	265	R-So.	Miami, Fla. (Booker T. Washington)
99	Joe Jackson	DL	6-5	250	Fr.	Homestead, Fla. (Gulliver Prep)
28	Michael Jackson*	DB	6-1	200	So.	Birmingham, Ala. (Spain Park)
37	Jeff James Jr.	DB	6-1	185	Fr.	Orlando, Fla. (Olympia)
92	Courtell Jenkins**	DL	6-2	320	Jr.	Jersey City, N.J. (DePaul Catholic)
26	Rayshawn Jenkins***	DB	6-2	210	R-Sr.	St. Petersburg, Fla. (Admiral Farragut Academy)
4	Jaquan Johnson*	DB	5-11	190	So.	Miami, Fla. (Miami Killian)
24	Josh Johnson*	DB	5-5	155	R-Jr.	Jacksonville, Fla. (The Bolles School)
76	Tre Johnson	OL	6-7	300	Fr.	Orlando, Fla. (First Academy)
77	Jahair Jones	OL	6-4	315	R-So.	Brooklyn N.Y. (ASA College (NY))
15	Brad Kaaya**	QB	6-4	215	Jr.	Los Angeles, Calif. (Chaminade College Prep)
54	Hunter Knighton*	OL	6-5	300	R-Jr.	Pottstown, Pa. (The Hun School of Princeton)
20	Robert Knowles	DB	6-1	195	R-Fr.	Miami, Fla. (Miami Edison)



ALPHABETICAL ROSTER

NO	NAME	POS	HT	WT	CL.	HOMETOWN / HIGH SCHOOL / PREVIOUS SCHOOL
34	Zackary Lawler	FB	5-10	225	So.	Denver, Colo. (Pomona/Los Angeles Valley College)
81	Darrell Langham	WR	6-4	230	R-So.	Lantana, Fla. (Santaluces)
9	Malcolm Lewis****	WR	5-10	190	R-Sr.	Miramar, Fla. (Miramar)
68	Nick Linder**	OL	6-3	305	Jr.	Ft. Lauderdale, Fla. (St. Thomas Aquinas)
75	Brendan Loftus	OL	6-7	300	R-Fr.	Tallahassee, Fla. (Godby)
54	Colton Lynn	DL	5-11	280	So.	Delray Beach, Fla. (St. Thomas Aquinas)
62	Hayden Mahoney	OL	6-5	295	R-Fr.	Malvern, Pa. (Malvern Prep)
90	Tyreic Martin	DL	6-3	280	Fr.	Lanett, Ala. (Valley)
27	Ryan Mayes	DB	6-1	195	R-So.	Miami, Fla. (Miami Northwestern)
31	Malik Mayweather*	WR	6-0	185	R-So.	Olive Branch, Miss. (Olive Branch/East Miss. CC)
53	Zach McCloud	LB	6-2	230	Fr.	Lantana, Fla. (Santaluces)
23	Terry McCray	LB	6-3	230	R-So.	Pompano Beach, Fla. (Blanche Ely)
52	KC McDermott**	OL	6-7	308	Jr.	Wellington, Fla. (Palm Beach Central)
80	RJ McIntosh	DL	6-4	290	So.	Fort Lauderdale, Fla. (Cardinal Gibbons)
79	Bar Milo	OL	6-6	300	R-Fr.	West Hills, Calif. (Chaminade College Prep)
95	Anthony Moten**	DL	6-4	315	Jr.	Ft. Lauderdale, Fla. (St. Thomas Aquinas)
84	Dionte Mullins	WR	5-10	180	Fr.	Homestead, Fla. (Gulliver Prep)
61	Jacob Munoz	OL	5-11	210	Fr.	Atlanta, Ga. (Mount Vernon)
32	Tyler Murphy	DB	5-8	180	So.	Lawrenceville, Ga. (Peachtree Ridge)
86	David Njoku*	TE	6-4	245	R-So.	Cedar Grove, N.J. (Cedar Grove)
7	Kendrick Norton*	DL	6-3	305	So.	Jacksonville, Fla. (Trinity Christian)
66	Sunny Odogwu**	OL	6-8	325	R-Jr.	Ezeagu, Nigeria (Hargrave Military Academy)
58	Darrion Owens*	LB	6-3	245	Jr.	Orange Park, Fla. (Oakleaf)
19	Scott Patchan	DL	6-6	245	So.	Bradenton, Fla. (IMG Academy)
34	Charles Perry*	LB	6-1	230	So.	West Palm Beach, Fla. (Royal Palm Beach)
35	Austin Pfenninger	WR	5-6	170	R-Jr.	Carmel, Ind. (Carmel)
56	Michael Pinckney	LB	6-1	220	Fr.	Jacksonville, Fla. (Raines)
55	Shaquille Quarterman	LB	6-1	240	Fr.	Orange Park, Fla. (Oakleaf)
22	Sheldrick Redwine*	DB	6-1	195	So.	Miami, Fla. (Miami Killian)
82	Ahmmon Richards	WR	6-1	192	Fr.	Wellington, Fla. (Wellington)
47	Jake Romp	WR	5-8	170	So.	Tampa, Fla. (Tampa Catholic)
12	Malik Rosier*	QB	6-1	215	R-So.	Mobile, Ala. (Faith Academy)
16	Evan Shirreffs	QB	6-5	210	R-Fr.	Jefferson, Ga. (Jefferson)
57	Mike Smith	LB	6-1	230	R-So.	Miami, Fla. (Miami Northwestern)
43	Jack Spicer	P	6-3	225	R-Fr.	Estero, Fla. (Estero/Florida)
78	Tyree St. Louis*	OL	6-5	305	So.	Bradenton, Fla. (IMG Academy)
36	Teddy Stavetski	LB	6-3	205	R-So.	Haddonfield, N.J. (Haddonfield)
14	Vincent Testaverde	QB	6-2	200	R-So.	Tampa, Fla. (Jesuit)
9	Chad Thomas**	DL	6-6	265	Jr.	Miami, Fla. (Booker T. Washington)
16	Justin Vogel**	P/K	6-4	215	Sr.	Tampa, Fla. (Florida/Berkeley Prep)
49	Shawn Walker	FB	6-2	230	Fr.	Ft. Lauderdale, Fla. (Cardinal Gibbons)
1	Mark Walton*	RB	5-9	205	So.	Miami, Fla. (Booker T. Washington)
47	Dewayne Washington II	FB	6-0	220	Fr.	Raleigh, N.C. (Ravenscroft)
20	Michael Welch	QB	6-2	205	R-So.	Winnetka, Ill. (New Trier)
36	Marquez Williams	FB	6-1	280	Sr.	Bogart, Fla. (Clarke Central/Mars Hill)
91	Gerald Willis	DL	6-4	285	R-So.	New Orleans, La. (Florida/Edna Kerr)
38	Cedric Wright	DB	5-9	180	Fr.	Homestead, Fla. (Gulliver Prep)
2	Joseph Yearby**	RB	5-9	200	Jr.	Miami, Fla. (Miami Central)
57	Sam York	LS	6-1	200	So.	Marblehead, Mass. (Marblehead/Ohio State)
12	Malek Young	DB	5-9	180	Fr.	Ft. Lauderdale, Fla. (Coconut Creek)

* - Letters earned

TOP OFFENSIVE PLAYERS



1 • RB
MARK
WALTON




2 • RB
JOE
YEARBY



3 • WR
STACY
COLEY



7 • RB
GUS
EDWARDS



8 • WR
BRAXTON
BERRIOS



9 • WR
MALCOLM
LEWIS



12 • QB
MALIK
ROSIER



15 • K
MICHAEL
BADGLEY



15 • QB
BRAD
KAAYA



23 • TE
CHRISTOPHER
HERNDON IV



36 • FB
MARQUEZ
WILLIAMS



52 • OL
KC
McDERMOTT



63 • OL
DANNY
ISIDORA



67 • OL
ALEX
GALL



73 • OL
TREVOR
DARLING



74 • OL
TYLER
GAUTHIER



78 • OL
TYREE
ST. LOUIS



80 • WR
DAYALL
HARRIS



82 • WR
AHMMON
RICHARDS



86 • TE
DAVID
NJOKU

TOP DEFENSIVE PLAYERS



4 • DB
JAQUAN
JOHNSON



6 • DB
JAMAL
CARTER, SR.



7 • DL
KENDRICK
NORTON



9 • DL
CHAD
THOMAS



16 • P
JUSTIN
VOGEL



22 • DB
SHELDRIK
REDWINE



25 • DB
ADRIAN
COLBERT



26 • DB
RAYSHAWN
JENKINS



29 • DB
CORN
ELDER




31 • DL
DEMETRIUS
JACKSON



33 • DL
TRENT
HARRIS



53 • LB
ZACH
McCLOUD



55 • LB
SHAQUILLE
QUARTERMAN



56 • LB
MICHAEL
PINCKNEY



58 • LB
DARRION
OWENS



80 • DL
R.J.
McINTOSH



91 • DL
GERALD
WILLIS



92 • DL
COURTEL
JENKINS



93 • DL
PAT
BETHEL



99 • DL
JOE
JACKSON



45 CHAD ALLEN

WR • 5-10 • 180 • R-Fr.
Menlo Park, Calif. (Foothill / Menlo-Atherton)

2016 (Redshirt Freshman): Did not see any game action, member of practice squad.

Prior to Miami: Attended Foothill College (Los Altos, Calif.) where he grayshirted for a year in order to save eligibility... Was awarded the Grayshirt of the Year Award during his one season at Foothill College...Before arriving at Foothill College, he attended Menlo-Atherton High School where he started at wide receiver during his senior season...Also competed on the track and soccer teams during his time Menlo-Atherton...Received a special commendation for heroism award by San Mateo County for preventing a suicide in progress.



11 JACK ALLISON

QB • 6-5 • 200 • Fr.
Parrish, Fla. (Palmetto)

2016 (True Freshman): Did not see any game action, redshirted to retain eligibility.

High School: Consensus four-star prospect by ESPN, 247Sports Rivals and Scout...Rated as eighth-best quarterback in country and 19th-best overall prospect in state of Florida in 247Sports' Composite Rankings...Ranked No. 68 in ESPN300 rankings...Under Armour All-America Game selection...Was selected to semifinals of Elite11 quarterback competition in Los Angeles, Calif...Threw for over 1,400 yards and had 11 touchdown passes senior year, completing 62.1 percent of passes...Threw just five interceptions during his senior campaign...Chose Miami over scholarship offers from Alabama, Missouri, Tennessee, UCF and USF.



28 CRISPIAN ATKINS

RB • 5-9 • 195 • So.
Plant City, Fla. (Durant)

2016 (Sophomore): Did not see any game action, member of practice squad.

High School: Spent the 2015 season at ASA College in North Miami Beach...Four-year letterwinner in high school...Three-year starter...Served as the team captain in both his junior and senior seasons...Earned first team all-conference honors as a senior...Rushed for over 1,600 all-purpose yards as a senior.



15 MICHAEL BADGLEY

K • 5-10 • 180 • Jr.
Summit, N.J. (Fork Union Military / Summit Senior)

2016 ALL-ACC, HONORABLE MENTION (ACSMA)

2015 ALL-ACC, THIRD TEAM (Coaches)

2015 ALL-ACC, HONORABLE MENTION (ACSMA)

2016 (Junior): Went 20-for-25 on field goal attempts during regular season...20 field goals made tied for ACC lead at end of regular season...Ranks third in Miami history with 59 field goals made...Finished 49-for-51 on extra point attempts...Averaged 63.5 yards on 82 kickoffs with 48 touchbacks...Went 9-for-9 on field goal attempts between 40 and 49 yards, making him perfect 21-for-21 through his career...Finished 10-for-10 on extra point attempts in season opener against Florida A&M (Sept. 3)...Averaged 63.7 yards on kickoffs with two touchbacks against Rattlers...Went 1-for-2 in field goal attempts against FAU (Sept. 10), hitting from 27 yards out...Had 24-yard field goal blocked against Owls...Averaged 60.7 yards on seven kickoffs vs. FAU...Connected on only field goal attempt in road win at Appalachian State (Sept. 17), hitting from 44 yards...Averaged 63.9 yards on eight kickoffs against Mountaineers, including six touchbacks...Went 6-for-6 on extra point attempts vs. Appalachian State...Recorded touchbacks on all six kickoff attempts and finished perfect 5-for-5 on extra-point attempts in road win at Georgia Tech (Oct. 1)...Connected on both field goal attempts (37, 51) and finished 1-for-2 on extra points against Florida State (Oct. 8)...Hit 2-of-3 field goals against North Carolina (Oct. 15), successfully converting chances from 47 and 22 yards...Connected on only field goal attempt at Virginia Tech (Oct. 20), hitting from 29 yards...Hit both field goal attempts against Notre Dame (Oct. 29), connecting on kicks from 43 and 38 yards...Recorded three touchbacks on five kickoffs against Fighting Irish...Hit all three field goal attempts against Pittsburgh (Nov. 5), converting on attempts from 46, 48 and 25 yards...Finished 2-for-3 on field goal attempts at Virginia (Nov. 12), connecting from 40 and 44 yards but missing from 50...Hit field goals of 31 and 22 yards in win at NC State (Nov. 19), finishing 2-for-3...Hit all four field goal attempts in regular season finale win over Duke (Nov. 26), converting from 47, 25, 33 and 43 yards.

2015 (Sophomore): Set school record with 25 made field goals (25-for-30), besting previous school record of 22 set in 2003 by Jon Peattie...Earned ACSMA All-ACC Honorable Mention recognition...Finished a perfect 40-for-40 on extra point attempts...Made season debut vs. Bethune-Cookman (Sept. 5), connecting on 25-yard field goal and finishing perfect 4-for-4 on PAT attempts...Made 3-of-4 field goal attempts against FAU (Sept. 11), including a then career long-tying 48 yarder...Set career mark and school record with five made field goals against Nebraska (Sept. 19), including 28-yarder in overtime to win game for Miami...Also hit from 41, 27, 23 and 28 yards vs. Cornhuskers...Went 3-for-3 on PAT attempts vs. Nebraska...Had three field goals (3-for-5) at Cincinnati (Oct. 1), including successful attempts from 41, 47 and 26 yards...Misses both came from over 50 yards (51, 53)...Successfully kicked only field goal attempt from 30 yards and went 3-for-3 on PATs at Florida State (Oct. 10)...Hit all three field goals against Virginia Tech, including career-long 49-yarder (Oct. 17)...Connected on lone attempt at Duke (Oct. 31), 37-yarder in fourth quarter...Drilled two successful attempts against Virginia (Nov. 7)...Tied school record with 57-yard field goal against Georgia Tech (Nov. 21)...Tied own

school record with five made field goals at Pittsburgh (Nov. 27), connecting from 33, 48, 23, 45 and 29 yards...Accounted for 17 points against Panthers...Connected on a pair of extra points in the Hyundai Sun Bowl (Dec. 26) against Washington State.

2014 (True Freshman): Enrolled at Miami in May 2014...Made collegiate debut against Arkansas State, finished 5-for-6 on PAT attempts...Connected on first career field goal against Nebraska, hitting from 34 yards...Went 4-for-4 on PAT attempts against Cornhuskers, and also handled kickoff duties...Hit 29-yard field goal against Duke and averaged 58.0 yards on five kickoffs... Connected on lone field goal attempt against Georgia Tech, hitting from 27 yards in third quarter...Recorded 42-yard field goal against Cincinnati...Also hit from 25 yards against Bearcats, finishing game 2-for-2...Connected on 28-yard field goal against Virginia Tech and went 3-for-4 on PAT attempts...Nailed 37-yard field goal against North Carolina, his lone attempt...Totaled 385 yards on seven kickoffs against Tar Heels...Hit 45-yard field goal against Florida State, besting it later in game with 46-yarder...Had field goals against Pittsburgh, including then-career long 48-yard attempt... Went 2-for-3 in Duck Commander Independence Bowl against South Carolina, hitting from 27 and 26 yards.

Prior to Miami: No.1 ranked kicker in 247Sports Composite Rankings ...Dean's List at Fork Union Military Academy...Attended FUMA post-graduate program while playing for head coach Col. John Shuman...School also produced former Canes Vinny Testaverde, James Jackson and Stephen McGuire...Longest FG at FUMA was 58 yards.

BADGLEY CAREER STATISTICS

KICKING

YEAR	FG-FGA	PCT.	LG	PAT	BLK
2016	20-25	80.0	51	49-51	1
2015	25-30	83.3	57	40-40	0
2014	14-18	77.8	48	34-38	0
Career	39-48	81.3	57	74-78	1



85

MARCO BAEZA

K • 6-3 • 210 • R-Fr.
Charlotte, N.C. (Charlotte Catholic)

2016 (Sophomore): Did not see any game action, member of practice squad.

2015 (True Freshman): Did not see any game action, member of practice squad.

High School: Earned two varsity letters in football at Charlotte Catholic High School...Was captain of football team in 2014-15... Named all-conference in 2014 while helping the team reach the North Carolina State Finals.



40

GAGE BATTEN

FB • 6-1 • 240 • Sr.
Palm Beach Gardens, Fla. (Dwyer/Auburn)

2016 (Senior): Did not see any game action, member of

practice squad.

2015 (Junior): Served as team's fullback and among team's top contributors on special teams...Played in all 13 games...Totaled two tackles, both on special teams...Saw action in the Hyundai Sun Bowl (Dec. 26) against Washington State.

2014 (Sophomore, Auburn): Missed season after tearing ACL during scrimmage.

2013 (Redshirt Freshman, Auburn): Converted linebacker played H-back...Played in six games for the SEC Champions...SEC Academic Honor Roll

2012 (True Freshman, Auburn): Did not see action while redshirting at linebacker.

Before Miami: Graduated from Auburn in December 2014 with degree in exercise science...Currently enrolled in clinical & applied exercise physiology graduate program...Assistant coach at Dwyer HS from January-May 2015, coached special teams, defensive ends, tight ends and h-backs.

High School: High school coach was Jack Daniels...Palm Beach County defensive player of the year...First team all-state and all-area... Basketball letterman...National Honor Society...Maverick and Palm Beach County Scholar-Athlete of the Year.



19

TUCKER BEIRNE

QB • 6-2 • 245 • R-Fr.
Miami, Fla. (Columbus/Bryant)

2016 (Redshirt Freshman): Did not see any game action, member of practice squad.

2015 (True Freshman, Bryant): Did not see any game action, redshirted to retain eligibility.

High School: Started all four-years in high school...Competed in the International Federation of American Football and served as a four-year captain of Team USA during his high school career... Spent his freshman season at Aspen High School in Colorado playing for head coach Mike Sirko...Spent his last three seasons at Christopher Columbus for head coach Chris Merritt, playing in Florida's 8A Division...Captained the Explorers as a junior and a senior...Became one of Columbus's most prolific QBs, setting a school record with 7,957 career passing yards...First sophomore to start at QB on varsity in Christopher Columbus history...Helped the Explorers to a pair of regional championships and led them all the way to the state finals as a senior...Led the team to a school-record 13 wins, throwing for 2,357 yards and 28 touchdowns as a senior...Named All Miami-Dade, All-State Honorable Mention and earned an invitation to the North-South All-Star game...Earned Honorable Mention All-Miami-Dade as a sophomore and a junior... Took Explorers to the state semi-finals as a sophomore...First team All-League selection as a freshman at Aspen High after setting a school record with 2,013 passing yards and 22 touchdowns... First freshman to start at QB on varsity in Aspen school history... Member of the Principals List and Academic First Honors.

STUDENT-ATHLETES



8 BRAXTON BERRIOS

WR • 5-9 • 185 • Jr.
Raleigh, N.C. (Leesville Road)

2016 (Junior): Totaled 114 receiving yards on eight receptions with one touchdown...Finished regular season ranked third in ACC in punt return average (12.8 yards)...Had first punt return touchdown of career in season opener against Florida A&M (Sept. 3), registering career-long 41 yards on score...Totaled 55 punt return yards and five receiving yards against Rattlers...Totaled 17 punt return yards (including long return of 13 yards) against FAU (Sept. 10)...Made impressive 13-yard catch in road win at Appalachian State (Sept. 17) and added 44 return yards (12 punt, 32 kickoff) against Mountaineers...Had 22-yard catch in win at Georgia Tech (Oct. 1)...43-yard punt return against Florida State (Oct. 8) in fourth quarter set up late touchdown drive...Saw action against North Carolina (Oct. 15)...Caught two passes in start against Virginia Tech (Oct. 20), including 25-yard touchdown reception...Made second straight start at Notre Dame (Oct. 29)...Had 30-yard punt return against Fighting Irish...Started and had one reception against Pittsburgh (Nov. 5)...Totaled 22 punt return yards on two returns against Panthers...Saw action in win at Virginia (Nov. 12)...Had one five-yard punt return against NC State (Nov. 19)...Made career-long 38-yard catch to set up touchdown in third quarter of regular season finale win over Duke (Nov. 26).

2015 (Sophomore): Suffered early season injury that forced him to miss nearly three full games...Caught 12 passes for 86 yards...Emerges as team's primary punt returner late in season...Missed games at FAU (Sept. 11) and Nebraska (Sept. 19) due to injury...Caught three passes for 34 yards, including long catch of 14 yards, at Florida State (Oct. 10)...Had one six-yard catch vs. Clemson (Oct. 24)...Hauled in three passes for 18 yards at Duke (Oct. 31)...Had five-yard catch vs. Georgia Tech (Nov. 21)...Returned three punts in regular season finale at Pittsburgh (Nov. 27)...Closed out the season on a high note as he had three carries for 72 yards in the Hyundai Sun Bowl (Dec. 26) against Washington State...His 60-yard carry was the Hurricanes' longest rush of the season...He also totaled three punt returns for 24 yards against WSU.

2014 (True Freshman): Saw action in all 12 games, including four starts at wide receiver...Hauled in 20 catches for 218 yards with three touchdowns...Recorded team-high totals of six catches and 63 yards against FAMU...Hauled in first career TD and recorded career-long 33-yard catch against Arkansas State...Recorded TD grabs against Nebraska and Georgia Tech.

High School: Four-star prospect by ESPN and Rivals...ESPN300 prospect...Three-star ranking from 247Sports...2014 Under Armour All-America Game selection...Invited to "The Opening", all-star summer prospect camp...Chose Miami over offers from Clemson, Tennessee, Ohio State, South Carolina, Oregon and West Virginia.

BERRIOS CAREER STATISTICS

RECEIVING

YEAR	GP-GS	REC	YDS	AVG	TD	LG
2016	12-3	8	114	14.2	1	38
2015	11-0	12	86	7.2	0	14
2014	13-5	21	232	11.0	3	33
Career	36-8	41	432	10.5	4	38

PUNT RETURNS

YEAR	G-GS	RET	YDS	AVG	TD	LG
2016	12-3	16	204	12.8	1	43
2015	11-0	11	46	4.2	0	20
2014	13-5	4	20	13.2	0	14
Career	36-8	31	270	8.7	1	43



93 PAT BETHEL

DL • 6-3 • 260 • Fr.
Vero Beach, Fla. (Vero Beach)

2016 (True Freshman): Saw action in 10 games in first collegiate season...Totaled six tackles on year...Blocked punt in career debut against Florida A&M in season opener (Sept. 3)...Saw action against FAU (Sept. 10)...Recorded one tackle in road win at Appalachian State (Sept. 17)...Saw action against Georgia Tech (Oct. 1)...Registered two tackles against Florida State (Oct. 8)...Saw action against North Carolina (Oct. 15)...Had three tackles (two solo) against Virginia Tech (Oct. 20)...Saw action against Pittsburgh (Nov. 5), at Virginia (Nov. 12) and at NC State (Nov. 19)...Competed in regular season finale win over Duke (Nov. 26).

High School: Four-star defensive line prospect by ESPN, 247Sports Scout and Rivals...Three-star prospect by Rivals...Under Armour All-America Game selection...Enrolled in January 2016...No. 111 on ESPN300 and ranked No. 16 defensive end by ESPN...Ranked No. 10 strong-side defensive end nationally by 247Sports...Fourth-best defensive end in the state of Florida and No. 41 defensive end nationwide according to Scout...Totaled 36 tackles, nine sacks and two forced fumbles senior season at Vero Beach...*Treasure Coast Newspapers* All-Area first-team selection during his junior year, had 65 tackles, 19 tackles for loss and seven sacks in 2014...Chose Miami over offers from Auburn, Clemson, Florida, Florida State, Georgia, Louisville, LSU, Michigan, Notre Dame and Ohio State, among others...Father Randy played tight end for Miami from 1987-1990.

BETHEL CAREER STATISTICS

DEFENSE

YEAR	GP-GS	UT	AT	TT	TFL/Y	SACK	FF/FR	PBU	INT-Y
2016	10-0	4	2	6	0-0	0-0	0/0	0	0-0



39 JORDAN BUTLER

LS • 5-9 • 190 • Soph.
Scottsdale, Ariz. (Saguaro)

2016 (Sophomore): Served as team's primary long snapper for second straight season.

2015 (True Freshman): Served as team's primary long snapper for entire season...Made one tackle on special teams.

High School: 2015 Under Armour All-America Game selection...Became first true long snapper in five seasons at Saguaro HS, snapping extra points, field goals and punts...Earned berth to Under Armour All-America Game after top showing at national showcase in Wisconsin...Transitioned from center in seventh grade.



18
LAWRENCE CAGER

WR • 6-5 • 215 • Soph.
Towson, Md. (Calvert Hall)

2016 (Sophomore): Suffered torn ACL during preseason workouts and missed entire season...Received medical redshirt.

2015 (True Freshman): Saw action in 11 games and started one in true freshman season...Caught eight passes for 70 yards and one touchdown...Competed on special teams and saw increased offensive snaps as season progressed...Made career debut in season opener vs. Bethune-Cookman (Sept. 5)...Saw action vs. FAU (Sept. 11)...Caught first two passes of career vs. Nebraska (Sept. 19), including long of 10 yards...Recorded eight-yard reception in action at Cincinnati (Oct. 1)...Had one 13-yard catch at Florida State (Oct. 10)...Saw action vs. Virginia Tech (Oct. 17)...Saw action vs. Clemson (Oct. 24) and at Duke (Oct. 31), largely on special teams...Caught first touchdown of career at North Carolina (Nov. 14) on impressive eight-yard catch in back of end zone...Made first start of career against Georgia Tech (Nov. 21), hauling in two passes for 17 yards, including long of 13...Saw action at Pittsburgh (Nov. 27)...Saw action in the Hyundai Sun Bowl (Dec. 26) against Washington State.

High School: Rated as a four-star prospect by Rivals... Rated as the fourth-best player in the state of Maryland by Rivals...Scored a 54-yard touchdown in the 2015 U.S. Army All-American Bowl... He was the only player in Baltimore-area player to be invited to Beaverton, Ore., for The Opening, a six-day football showcase for the country's elite high school football players...Caught 50 passes and scored seven touchdowns as a senior...Chose Miami over offers from Alabama, Georgia, Virginia Tech and Ohio State...In total, he received over 45 scholarship offers...Also claimed indoor and outdoor high jump titles in the Maryland Interscholastic Athletic Association track meet, after he cleared 6-feet-9-inches.

CAGER CAREER STATISTICS

RECEIVING

YEAR	GP-GS	REC	YDS	AVG	TD	LG
2015	11-1	8	70	8.8	1	13



43
TJ CALLAN

RB • 6-1 • 215 • R-Fr.
Doral, Fla. (Ronald Reagan)

2016 (Redshirt Freshman): Did not see any game action, member of practice squad.

2015 (True Freshman): Did not see any game action, and was member of practice squad.

High School: Three-year letter winner in both football and track...Served as captain on both football and track teams...Ran for over 500 yards as senior.



46
O'JUAN CARNEY

WR • 5-10 • 180 • Fr.
Miramar, Fla. (Miramar)

2016 (True Freshman): Did not see any game action, member of practice squad.

High School: Two-year starter...Earned All-Broward Country honors as a senior...Helped his team to three state playoff appearances...Played in the Public vs. Private All-Star Game in Miami...Also played basketball and ran track and field.



30
KEVIN CARROLL

FB • 5-11 • 222 • Sr.
Mission Viejo, Calif. (Mission Viejo)
(Orange Coast)

2016 (Senior): Did not see any game action, member of practice squad.

2015 (Junior): Did not see any game action, member of practice squad.

High School: Competed in football and track and field at Mission Viejo High School, earning two varsity letters in football and two varsity letters in track and field...Was named Second Team All-South Coast League as both a junior and senior...Helped team win South Coast League Championship in both 2010 and 2011...Brother Ricky played football at Miami from 2012-14.



6
JAMAL CARTER, SR.

DB • 6-1 • 215 • Sr.
Naranja, Fla. (Southridge)

2016 (Senior): One of Miami's top defensive contributors for second straight season...Started 11 of 12 games at safety, missing just one due to second-half targeting call in previous game...Tied for team lead with 79 tackles (48 solo)...Added three pass breakups and one tackle for loss... Started season opener against Florida A&M (Sept. 3) and recorded one solo tackle...Delivered four-tackle performance (all solo) in start vs. FAU (Sept. 10)...Totaled six tackles (three solo) with one PBU in start against Appalachian State (Sept. 17)...Led team and set then-career mark with nine solo tackles in start on the road at Georgia Tech (Oct. 1)...Totaled three tackles in start against Florida State (Oct. 8)...Missed first half but totaled five tackles (three solo) in action against North Carolina (Oct. 15)...Had 11 tackles in start at Virginia Tech (Oct. 20)...Finished with four tackles (three solo) in start at Notre Dame (Oct. 29)... Had four tackles, 0.5 TFLs and one PBU in start against Pittsburgh (Nov. 5)...Started and led team with nine tackles (five solo) in win at Virginia (Nov. 12)...Led team with 10 tackles (six solo) in win at NC State (Nov. 19)...Had 0.5 TFLs and one PBU against Wolfpack... Led Miami with career-best 13 tackles (four solo) in regular season finale win over Duke (Nov. 26).

2015 (Junior): One of Miami's top contributors in secondary...

Saw action in all 12 regular-season games and totaled career-best 48 tackles...Had one interception, one forced fumble and one fumble recovery...Ranked fifth on team with 48 tackles despite starting just one game...Made season debut vs. Bethune-Cookman (Sept. 5) and recorded one unassisted tackle...Totaled two solo tackles and first forced fumble of career in action vs. FAU (Sept. 11)...Had two solo tackles and one PBU vs. Nebraska (Sept. 19)...Had two tackles (one solo) in action at Cincinnati (Oct. 1)...Had three tackles (two solo) at Florida State (Oct. 10)...Added five tackles (one solo) in action vs. Virginia Tech (Oct. 17)...Led team with career-best 11 tackles (five solo) against Clemson (Oct. 24)...Added five tackles at Duke (Oct. 31)...Recorded five tackles against Virginia (Nov. 7)...Had six tackles and 0.5 TFLs at North Carolina (Nov. 14)... Dominant outing against Georgia Tech (Nov. 21) included first interception of season, forced fumble and three tackles...Returned interception 48 yards...Also added one PBU vs. Yellow Jackets... Had three tackles in regular season finale at Pittsburgh (Nov. 27).

2014 (Sophomore): Saw action in all 13 games, including two starts...Recorded career-high six tackles and one PBU against Arkansas State...Had four tackles against Duke...Had two PBUs against Florida State...Made first career start against Virginia and pulled in first career interception...Made second consecutive start against Pittsburgh and totaled three tackles.

2013 (True Freshman): Played in 12 games, primarily on special teams...Tallied four tackles, making three solo stops...Had four kick returns for 60 yards...Made college debut in season-opening win over FAU, recording first collegiate tackle...Added one tackle against Savannah State, Georgia Tech, Duke and Pitt... First kick return came against Virginia - a 10-yard gain...Had three returns for 50 yards in road win at Pitt.

High School: Rated as four-star prospect by ESPN, 247Sports, Rivals and Scout...Rated No. 17-best safety by Scout, No. 21 by Rivals and No. 22 by 247Sports...Listed as 40th-best athlete by ESPN...Recorded 73 tackles and one interception as senior in 2012... Coached by Lamont Green at Miami Southridge Senior HS.

CARTER, SR. CAREER STATISTICS

DEFENSE

YEAR	GP-GS	UT	AT	TT	TFL/Y	SACK	FF/FR	PBU	INT-Y
2016	12-11	48	31	79	1.0-1	0.0-0	0/0	3	0-0
2015	12-1	23	25	48	0.5-1	0.0-0	1/0	2	1-48
2014	13-2	15	11	26	0.0-0	0.0-0	0/0	5	1-0
2013	12-0	5	1	6	0.0-0	0.0-0	0/0	0	0-0
Career	49-14	91	68	159	1.5-2	0.0-0	1/0	10	2-48



37

CESAR CASTILLO

FB • 6-2 • 245 • Soph.
Jupiter, Fla. (Florida Tech/Jupiter)

2016 (Sophomore): Did not see any game action, member of practice squad.

2014 (Redshirt Freshman, Florida Tech): Did not see any action.

2013 (Freshman, Florida Tech): A linebacker on Florida Tech's inaugural football roster ... Member of the Florida Tech team that beat Alderson-Broadbudd in the Futures Bowl

High School: As a senior, was captain of the football team at Jupiter High School under head coach Charlie Persson ... Also

played basketball and was a member of the track & field team.



41

WYATT CHICKILLO

LB • 6-1 • 235 • R-Jr.
Miami, Fla. (Miami Palmetto)

2016 (Redshirt Junior): Did not see any game action, member of practice squad.

2015 (Sophomore): Member of practice squad.

2014 (Redshirt Freshman): Member of practice squad.

2013 (True Freshman): Member of practice squad.

High School: Played quarterback at Miami Palmetto High ... As a junior, threw for 990 yards and eight touchdowns. Also rushed for 148 yards and four touchdowns. In addition, completed 70-of-148 passes (47 percent) and threw seven interceptions. Team finished 7-3.



25

ADRIAN COLBERT

DB • 6-2 • 205 • R-Sr.
Mineral Wells, Texas (Mineral Wells/Texas)

2016 (Senior): Saw action in six games and started two in only season at Miami...Missed six games due to injury...Totaled 18 tackles (11 solo) with three PBUs...Had one interception...Started season opener against Florida A&M (Sept. 3) and recorded second interception of collegiate career...Returned pick 46 yards...Missed two games - FAU (Sept. 10) and Appalachian State (Sept. 17) - with injury...Returned vs. Georgia Tech (Oct. 1) and was credited with first PBU of Miami career...Recorded one solo tackle in action against Florida State (Oct. 8)...Had five tackles in action against North Carolina (Oct. 15)...Recorded career-high six tackles and 0.5 TFLs at Virginia Tech (Oct. 20)...Dominant start at Notre Dame (Oct. 29) included six tackles, 1.0 TFL (three yards) and 2 PBUs... Missed final four games of regular season due to injury.

2015 (Junior, Texas): Saw action in 12 games, did not record any stats.

2014 (Sophomore, Texas): Played in all 13 games (four starts) at safety and on special teams...Tied for first on the team in special teams tackles with six...Started at safety in the first three games and against Iowa State...Earned his first career start against UNT, recording three tackles and an interception in the game...Had a career-high four tackles (all solo) vs. BYU...Had three stops and one QB pressure against UCLA...Had a special teams tackle against Kansas...Shared the team's special teams player of the game award with Jaxon Shipley...Recorded a career-high five tackles and one QB pressure against Iowa State...Had two special teams tackles against Texas Tech...Had one special teams tackle and helped down two Michael Davidson punts inside the 5-yard line against West Virginia...Shared the team's special teams player of the game award with Davidson.

2013 (Redshirt Freshman, Texas): Played in all 13 games... Finished tied for third on the team in special teams tackles (6)... Second-team Academic All-Big 12 choice...Played on special teams in every game...Saw action as a reserve safety against New Mexico State, TCU and Kansas...Had 23 yards on a reverse during a kickoff return vs. Oklahoma...Shared the UT special teams player of the

game award with Leroy Scott and Daje Johnson...Posted one stop vs. Kansas, West Virginia, Oklahoma State, Texas Tech, Baylor, and Oregon.

2012 (True Freshman, Texas): Did not see any action, redshirted to retain eligibility.

High School: Two-time all-district at multiple positions... Ranked as the 20th-best safety by ESPN...A member of the *Austin American-Statesman's* Fab 55 (state's top prospects)...Three-year starter who compiled 228 tackles, seven INTs, two sacks, 17 PBUs, four forced fumbles, two fumble recoveries, one FG block and four TDs on defense ...Tallied 580 rushing yards and 10 TDs and 28 catches for 580 yards and six TDs on offense...Named first-team all-district 7-3A at tight end and return man as a senior...Helped Mineral Wells to an appearance in the first round of the state playoffs...Tallied 580 rushing yards and 10 TDs while catching 28 passes for 580 yards and six TDs...Also recorded 90 tackles, four INTs, nine PBUs, one forced fumble and one TD ... returned six punts for 172 yards and one TD while returning nine kickoffs for 252 yards and one TD...Named second-team all-district 7-3A at defensive back as a junior...Helped Mineral Wells an appearance in the first round of the state playoffs...Tallied 89 tackles, two sacks, one INT, three PBUs, two fumble recoveries, three forced fumbles, one FG block and two TDs at safety and kick returner... Tallied 49 tackles, two INTs, five PBUs and one TD at cornerback and kick returner as a sophomore...A four-year letterman in track and field...3A state champion in the 400m (48.27) as a junior...Also helped Mineral Wells place eighth in the 4x100m and ninth in the 4x400m as a junior...District champion in the 4x100m, 4x200m and 4x400m as a sophomore...Regional qualifier in the 4x100m and 4x400m as a freshman...A two-time first-team academic all-district selection.

COLBERT CAREER STATISTICS

DEFENSE

YEAR	GP-GS	UT	AT	TT	TFL-Y	SACK	FF/FR	PBU	INT-Y
2016	6-2	11	7	18	1.5-4	0.0-0	0/0	3	1-46
2015	12-0	0	0	0	0.0-0	0.0-0	0/0	0	0-0
2014	13-4	16	4	20	0.0-0	0.0-0	0/0	1	1-0
2013	13-0	4	2	6	0.0-0	0.0-0	0/0	0	0-0
Career	44-6	31	13	44	1.5-4	0.0-0	0/0	4	2-46



3

STACY COLEY

WR • 6-1 • 195 • Sr.
Pompano Beach, Fla. (Northeast)

2016 ALL-ACC, THIRD TEAM (ASCMA)

2016 ALL-ACC, THIRD TEAM (Coaches)

2015 ALL-ACC, SECOND TEAM (Coaches)

2015 ALL-ACC, THIRD TEAM (ASCMA)

2013 ALL-ACC, HONORABLE MENTION (ASCMA)

2016 (Senior): Enjoyed dominant final season at Miami, leading team in receptions (58) and receiving touchdowns (9) and ranking second in receiving yards (703)...Earned ACSMA All-ACC third-team honors...Entering bowl game, ranked second in career receptions (163), tied for fourth in career receiving touchdowns (20) and sixth in career receiving yards (2,167) in Miami history...Became just eighth Hurricane to ever top 2,000

career receiving yards...3,743 all-purpose yards were sixth-most in Miami history entering bowl game...Started season opener against Florida A&M (Sept. 3) and caught two passes totaling 13 yards...Hauled in first touchdown of season on four-yard reception in third quarter against Rattlers...Led team with four catches in start vs. FAU (Sept. 10)...Totaled 38 yards against Owls, including long reception of 13 yards...Tied for team lead with five catches in start against Appalachians (Sept. 17), totaling 85 yards... Scored two touchdowns against Mountaineers, including one on 55-yard reception...Multi-TD performance was third of career and first since 2013...Led team with 75 yards on four receptions in start vs. Georgia Tech (Oct. 1)...Hauled in 31-yard TD pass to help seal win over Yellow Jackets...Moved into 10th place in all-time receptions with four catches against Georgia Tech...Recorded fourth multi-touchdown game of career and second of season in start against Florida State (Oct. 8)...Totaled team-high 80 receiving yards on seven receptions against Seminoles, including touchdowns of 21 and 11 yards...11-yard TD came with less than two minutes remaining in fourth quarter...Started and totaled 12 yards on two receptions against North Carolina (Oct. 15)...Led team with five catches in start at Virginia Tech (Oct. 20)...Totaled 49 receiving yards against Hokies...Recorded game-high totals of seven catches and 81 yards in start at Notre Dame (Oct. 29)...Moved past Andre Johnson and Allen Hurns into eighth place in career receiving yards with performance against Fighting Irish...Hauled in career-high nine receptions totaling 59 yards, including two touchdowns, in start against Pittsburgh (Nov. 5)...Rose to second in all-time receptions at Miami with performance against Panthers, moving past Michael Irvin, Santana Moss and Lamar Thomas... Caught two passes for 39 yards, including 32-yard reception, in win at Virginia (Nov. 12)...Totaled 54 yards on two receptions, including game-long 51-yarder, in win at NC State (Nov. 19)...Tied career high with nine receptions and totaled game-high 118 yards and one touchdown in regular season finale win over Duke (Nov. 26)...42-yard reception in third quarter was pass that made Brad Kaaya UM's all-time passing yardage leader.

2015 (Junior): Earned All-ACC second-team honors from ACC coaches and third-team recognition from ACSMA...Among team's most consistent players on offense, finishing with team and career-high 689 receiving yards despite playing in only 11 of 13 games...Led all ACC pass catchers with 634 receiving yards in conference play, averaging 79.2 receiving yards per ACC game... Had three receiving touchdowns and averaged 14.7 yards per catch...Ranked second on team with 47 receptions...Started season opener vs. Bethune-Cookman (Sept. 5) and caught two passes for 11 yards...Did not play at FAU (Sept. 11) due to hamstring injury... Returned from injury vs. Nebraska (Sept. 19) and returned one kickoff for 31 yards...Held out of contest at Cincinnati (Oct. 1) due to recurring hamstring injury...Dominated in start at Florida State (Oct. 10), hauling in seven receptions for career-high 139 yards...Added acrobatic go-ahead 29-yard receiving touchdown against Seminoles in fourth quarter...Tied for team lead with four receptions totaling 63 yards against Virginia Tech (Oct. 17)...Had long catch of 28 yards vs. Hokies...Had career-high eight receptions vs. Clemson (Oct. 24)...Totaled game-high 54 receiving yards against Tigers, including long catch of 21 yards...Played key role in win over Duke (Oct. 31), hauling in team-high totals of five catches and 87 yards, including second TD of season on 19-yard catch in third quarter...Recorded second 100-yard game of career in start vs. Virginia (Nov. 7), totaling 132 yards on seven catches...Had 67-yard TD catch vs. Cavaliers, second-longest of career...Had team-high five catches in start at North Carolina (Nov. 14), finishing with 58 yards...Caught three passes for 56 yards in start vs. Georgia Tech (Nov. 21), including long catch of 42 yards...Had long reception of 48 yards on flea-flicker in regular season finale start at Pittsburgh (Nov. 27)...Catch vs. Panthers moved him into 10th place all-time

in career all-purpose yards at Miami...Caught four passes for 44 yards and hauled in a touchdown in the Hyundai Sun Bowl (Dec. 26) against Washington State.

2014 (Sophomore): Played in 12 games, including five starts at receiver...Served as team's primary kick returner and punt returner for second consecutive season...Totalled 184 receiving yards on 23 catches...Ranked third on team in all-purpose yards...Caught three passes in games against Louisville and Nebraska...Had season-long 41-yard kick return against Cincinnati...Had long catch of season (22 yards) against Florida State...Had season-high totals of four receptions and 42 yards against Pittsburgh.

2013 (True Freshman): Played in all 13 games, making six starts at receiver...Also saw time at kick returner and punt returner...Ranks second on team in receptions (30) and receiving yards (559)...Led team with seven TD catches...Only FBS player in 2013 to record a TD via rushing, receiving, punt return and kick return...Caught two passes for 19 yards in collegiate debut vs. FAU...Had three catches in win against Savannah State...Scored career-first TD in second quarter before following with 88-yard kick return for TD in second half vs. Savannah State...Totalled four receptions for career-high 96 yards and two TDs against USF... Totalled three receptions for 74 yards in win over Georgia Tech...Had three catches for 21 yards in road win at UNC...Totalled two receptions for 52 yards in win over Wake Forest...Caught two passes for 36 yards in road loss at Florida State...Had career-long 81-yard TD reception vs. Virginia Tech...Returned punt 79 yards for TD in loss at Duke...Became first Cane since Devin Hester in 2004 to have punt return TD and kickoff return TD in same season...Added five catches for 81 yards and TD in Senior Day win over Virginia...Tallied three first-half TDs in road win at Pittsburgh, finishing with three catches for 72 yards and two receiving TDs...Added 73-yard TD rush late in second quarter... Named honorable mention All-ACC by ACSMA.

High School: Four-star recruit by ESPN, 247Sports, Rivals and Scout...Rated No. 4-best WR by ESPN, No. 7 by 247Sports, No. 8 by Scout and No. 13 by Rivals...2013 Under Armour All-American...Coley caught 29 passes for 513 yards and 10 touchdowns in senior year at Northeast...Coached by ex-NFL running back and former Miami Hurricanes standout Donnell Bennett at Northeast HS.

COLEY CAREER STATISTICS

RECEIVING

YEAR	GP-GS	REC	YDS	AVG	TD	LG
2016	12-10	58	703	12.1	9	55
2015	11-9	47	689	14.7	4	67T
2014	12-5	23	184	8.0	0	22
2013	13-7	33	591	17.9	7	81
Career	48-31	161	2,167	13.5	20	81

RUSHING

YEAR	GP-GS	ATT	YDS	AVG	TD	LG
2016	12-10	0	0	--	0	--
2015	11-9	1	15	15.0	0	15
2014	12-5	4	14	3.5	0	10
2013	13-7	2	80	40.0	1	73
Career	48-31	7	109	15.6	1	73

KICK RETURNS

YEAR	G-GS	RET	YDS	AVG	TD	LG
2016	12-10	0	0	--	0	--
2015	11-9	1	31	31.0	0	31
2014	12-5	24	541	22.5	0	41
2013	13-7	22	570	25.9	1	88
Career	48-31	47	1,142	24.3	1	88

PUNT RETURNS

YEAR	G-GS	RET	YDS	AVG	TD	LG
2016	12-10	0	0	--	0	--
2015	11-9	0	0	--	0	--
2014	12-5	15	105	13.2	0	29
2013	13-7	10	220	22.0	1	79
Career	48-31	25	325	13.0	1	79



88 MALIK CURRY

LB • 6-3 • 230 • R-Fr.
Albuquerque, N.M. (La Cueva)

2016 (Redshirt Freshman): Did not see any game action, member of practice squad.

Before Miami: Three-year varsity letterwinner in football and a two-year varsity letterwinner in basketball...Earned All-District honors as a junior and senior in both football and basketball... Finished second on the team in sacks as a senior...Spent the 2015 season at the University of New Mexico, but not compete.



73 TREVOR DARLING

OL • 6-4 • 320 • Jr.
Miami, Fla. (Miami Central)

2016 (Junior): Served as team's starting left tackle for first nine games before suffering an injury...Started season opener against Florida A&M (Sept. 3) at left tackle, helping lead offense to 373 rushing yards and 523 total yards...Made second straight start of season at left tackle against FAU (Sept. 10) and helped lead offense to 470-yard performance, including 279 rushing yards... Started at left tackle in road win at Appalachian State (Sept. 17), guiding offense to 549 total yards...Made fourth straight start of season at left tackle in road win at Georgia Tech (Oct. 1)...Started at left tackle against Florida State (Oct. 8)...Started at left tackle and helped lead Miami to 363 yards against North Carolina (Oct. 15)... Made seventh start of season at left tackle at Virginia Tech (Oct. 20)...Started at left tackle at Notre Dame (Oct. 29)...Helped lead offense to 534-yard performance in win over Pittsburgh with start at left tackle (Nov. 5)...Saw action in regular season finale win over Duke (Nov. 26), helping lead offense to 568-yard performance.

2015 (Sophomore): Started all 13 games, serving as team's starting left tackle...Shifted from right tackle to left tackle to open season, won starting job in training camp...Helped lead team to No. 29 national ranking in passing offense (277.4 yards)...Offensive line was eighth nationally in fewest tackles for loss allowed (4.31 average)...Team tied for third-fewest sacks allowed of any team in ACC (15)...Miami's offense scored an average of 27.8 points per game...Helped the Hurricanes surpass 400 yards of total offense in six games and two games with over 500 yards of total offense.

2014 (True Freshman): Saw action in eight games, making five starts in first season...Logged his career debut against FAMU... Made first career start against North Carolina...Served on offensive line that paved way for offense averaging 431.0 yards of total offense, including 179.9 rushing yards, and 29.9 points per game... Made final start of season in Duck Commander Independence Bowl game against South Carolina.

High School: Enrolled in January 2014...Invited to "The Opening," all-star summer prospect camp...2014 Under Armour All-America Game selection...Two-time state champion at Miami Central...Coached by Roland Smith...Chose Miami over offers from Florida State, Florida, Clemson and West Virginia.



33 MITCH DAVIS

WR • 5-6 • 150 • Jr.
Miami, Fla. (Gulliver Prep)

2015 (Junior): Did not see any game action, missed season due to injury.

High School: Three-time varsity letterwinner at Gulliver Prep ... Started at running back and wide receiver as a senior ... Earned Second Team All-Dade County as a senior ... Totaled over 1,200 all-purpose yards and scored 11 touchdowns as a senior ... Earned the team's Most Valuable Player Award on Offense ... Played in the FACA All-Star game following his senior season.



5 STANDISH DOBARD

DL • 6-4 • 252 • Sr.
New Orleans, La. (Edna Karr)

2016 (Senior): Saw action in all 12 games...Made switch from tight end to defensive line toward middle of season...Played in season opener against Florida A&M (Sept. 3) and caught one 15-yard pass...Saw action against FAU (Sept. 10)...Caught 17-yard pass in road win at Appalachian State (Sept. 17)...Saw action at Georgia Tech (Oct. 1)...Played against Florida State (Oct. 8)...Saw action against North Carolina (Oct. 15)...Played at Virginia Tech (Oct. 20) and at Notre Dame (Oct. 29)...Had one tackle against Pittsburgh (Nov. 5)...Saw action in win at Virginia (Nov. 12) and at NC State (Nov. 19)...Competed in regular season finale win over Duke (Nov. 26).

2015 (Junior): Saw action in 12 games, serving as one of Miami's primary tight ends...Started seven games...Caught eight passes for 90 yards in regular season...Started season opener vs. Bethune-Cookman (Sept. 5) and hauled in first touchdown catch of career in first quarter on five-yard reception...Totaled 20 yards on two receptions vs. Wildcats...Made second straight start of season vs. FAU (Sept. 11)...Caught 12-yard pass in start vs. Nebraska (Sept. 19)...Had two catches, including season-long 23-yard reception, in start at Cincinnati (Oct. 1)...Caught one pass for nine yards in start at Florida State (Oct. 10)...Started sixth straight game vs. Virginia Tech (Oct. 17), did not record any stats...Started at Duke (Oct. 31), did not record any catches...Had two catches against Virginia (Nov. 7), including 13-yard reception...Made the start at tight end in the Hyundai Sun Bowl (Dec. 26) against Washington State.

2014 (Sophomore): Saw action in all 13 games, including three starts...Totaled 147 yards on seven catches...Hauled in first pass of season against Nebraska for 20 yards...Had 18-yard catch against North Carolina...Added career-long 33-yard catch in career-first start against Florida State...Had career-high three catches and 44 yards in start against Pittsburgh.

2013 (True Freshman): Played in three games as reserve tight end...Made Miami debut in season-opening win over FAU, did not record any stats...Caught one pass for 15 yards in rout of Savannah State.

High School: Enrolled at Miami in January 2013...Rated four-star recruit by ESPN, 247Sports and Scout...Nation's No. 4-best TE by ESPN and No. 7-best TE according to 247Sports and Scout...Led Edna Karr to 15-0 record and Louisiana Class 4A state title in 2012...Recorded 53 catches for 723 yards and four touchdowns as senior.

DOBARD CAREER STATISTICS

RECEIVING

YEAR	GP-GS	REC	YDS	AVG	TD	LG
2016	12-0	2	32	16.0	0	17
2015	11-7	8	90	11.2	1	23
2014	13-3	7	147	21.0	0	33
2013	3-0	1	15	15.0	0	15
Career	40-11	18	284	15.8	1	33



44 EDDIE DUNN

LB • 5-11 • 205 • R-Fr.
Tavernier, Fla. (Coral Shores)

2015 (True Freshman): Did not see any game action, redshirted to retain eligibility.

High School: Four-year varsity letterwinner...Registered 119 tackles (108 solo), rushed for six touchdowns and 903 yards as a senior...Served as the team captain as a senior...Received team Offensive and Defensive Most Valuable Player honors following his senior season...Was honored with the team's Rough Rider Award as a senior.



7 GUS EDWARDS

RB • 6-1 • 230 • R-Jr.
Staten Island, N.Y. (Tottenville)

2016 (Redshirt Junior): Served as one of Miami's top three running backs and finished with 271 yards on 49 carries...Averaged 5.5 yards per carry...Saw increased time as season moved forward...Saw action in season opener against Florida A&M (Sept. 3) and totaled 106 rushing yards...Averaged 15.1 rushing yards on seven carries and scored first touchdown of season on career-long 74-yard run...Saw action against FAU (Sept. 10)...Rushed four times for 14 yards in road win at Appalachian State (Sept. 17)...Carried two times for seven yards in win at Georgia Tech (Oct. 1)...Saw action against Florida State (Oct. 8) and North Carolina (Oct. 15)...Made first start of season at Notre Dame (Oct. 29) and totaled three carries...Rushed six times against Pittsburgh (Nov. 5)...Totaled 68 rushing yards on 11 carries in win at Virginia (Nov. 12)...68 rushing yards were second-most on team and personal-high since season opener...Totaled 12 yards on five carries in win at NC State (Nov. 19)...Recorded 55 rushing yards on 11 carries in regular season finale win over Duke (Nov. 26).

2015 (Junior): Did not see any game action due to season-ending foot injury suffered during training camp...Received medical redshirt.

2014 (Sophomore): Saw action in 12 games...Totaled 349 rushing yards on 61 carries...Scored six touchdowns and averaged 5.7 yards per rush...Recorded four carries for 34 yards against FAMU, including first touchdown of season...Had 85 yards and one

touchdown against Cincinnati...Ran for career-high 115 yards and two TDs against Virginia Tech, with scoring runs of three and 38 yards...Scored three-yard TD in bowl game.

2013 (True Freshman): Played in 12 games, seeing action at running back and on special teams...Rushed 338 yards and five TDs on 66 carries...Carried six times for 22 yards in debut vs. FAU...Rushed for then-career high 113 yards and three TDs on 12 carries in rout over Savannah State...Had 53 yards on 10 carries in road win at USF, including career-long 29-yard run...Gained 22 yards on four carries in loss at Duke...Posted fourth TD of season at Pitt, finishing with 64 yards on 11 carries...Had touchdown in bowl game against Louisville.

High School: Three-star recruit by ESPN, 247Sports, Rivals and Scout...Rated as nation's No. 1 fullback by Rivals...Rated No. 40 nationally among running backs by 247Sports and No. 46 by Scout...Led team to playoffs with 868 yards and 11 touchdowns on 104 attempts.

EDWARDS CAREER STATISTICS

RUSHING

YEAR	G-GS	ATT	YDS	AVG	TD	LG
2016	10-1	49	271	5.5	1	74T
2014	12-0	61	349	5.7	6	40
2013	12-0	66	338	5.1	5	29
Career	34-1	176	958	5.4	12	74T



29 CORN ELDER

DB • 5-10 • 180 • Sr.
Nashville, Tenn. (Ensworth School)

2016 ALL-ACC, FIRST TEAM (Coaches)

2016 ALL-ACC, SECOND TEAM (ASCCA)

2016 (Senior): Delivered another dominant season, earning All-ACC second-team honors...Started all 12 games at cornerback and ranked fourth on team with 69 tackles...Led Miami with 12 pass breakups and had one interception...Started season opener against Florida A&M (Sept. 3) and recorded first interception of season...Picked off pass on Rattlers' opening drive...Added two solo tackles vs. FAMU...Started against FAU (Sept. 10) and recorded three solo tackles and first PBU of season...Second on team with seven tackles (six solo) in start at Appalachian State (Sept. 17)...Had 10-yard sack and one PBU in win over Mountaineers...Had three solo tackles and one PBU in road win at Georgia Tech (Oct. 1)...Dominant performance against Florida State (Oct. 8) included team high-tying six tackles (all solo) and one PBU...Set career high with 14 tackles (11 solo) in start against North Carolina (Oct. 15)...Added 2.5 TFLs (17 yards), one sack (12 yards) and one PBU against Tar Heels...Totaled six tackles and two PBUs in start against Virginia Tech (Oct. 20)...Started and had six tackles and one PBU at Notre Dame (Oct. 29)...Led team with nine tackles (six solo) and had one PBU in start against Pittsburgh (Nov. 5)...Delivered dominant start in win at Virginia (Nov. 12), finishing with five tackles (four solo), one sack (seven yards), forced fumble and fumble recovery...Started and totaled two tackles and two PBUs in win at NC State (Nov. 19)...Totaled six tackles (one solo) and one PBU in regular season finale win over Duke (Nov. 26).

2015 (Junior): Enjoyed breakout season for Miami, starting seven of 13 games and totaling career-best 41 tackles...Ended

regular season tied for fifth in ACC with team-high 12 passes defended...Had two interceptions...Returned one punt for touchdown...Had 4.0 TFLs, two sacks, one fumble recovery and 10 PBUs...Had dominant performance in season opener vs. Bethune-Cookman (Sept. 5), recording three solo tackles, 2.0 TFL (16 yards) and one sack (12 yards)...Recorded career-first punt return (72 yards) for TD vs. Wildcats, had another called back due to penalty...Registered one solo tackle, one fumble recovery and one PBU in action at FAU (Sept. 11)...Recorded career-first interception in overtime vs. Nebraska (Sept. 19), led to game-winning Miami field goal...Ranked second on team with five tackles (four solo) in action vs. Cornhuskers, and set career high with four PBUs...Had three tackles (two solo) at Cincinnati (Oct. 1)...Had four tackles (two solo) at Florida State (Oct. 10)...Saw action vs. Virginia Tech (Oct. 17), did not record any stats...Had five tackles (four solo), 1.0 TFL and one PBU against Clemson (Oct. 24)...Made first start of season vs. Duke (Oct. 31) and had dominant effort, including 75-yard kickoff return as time expired in one of college football's best finishes...Added six tackles (five solo) and one PBU against Blue Devils...Had a pair of solo tackles in start vs. Virginia (Nov. 7)...Totaled six tackles (four solo) in start at North Carolina (Nov. 14)...Recorded second interception of season in start vs. Georgia Tech (Nov. 21)...Had one tackle against Yellow Jackets...Had two tackles, 1.0 sack (eight yards), one PBU and one quarterback hurry in regular season finale start at Pittsburgh (Nov. 27)...Totaled three tackles and one pass breakup in the Hyundai Sun Bowl (Dec. 26) against Washington State...He also had one pass breakup against WSU.

2014 (Sophomore): Saw action in all 13 games, including one start...Totaled 34 tackles (25 solo) with three TFLs and four PBUs...Added two fumble recoveries...Recorded three tackles against Arkansas State...Made first start of career against Georgia Tech, totaling two solo tackles...Set career high with seven tackles (six solo) against Cincinnati...Tied career high with seven tackles against North Carolina, including first career sack.

2013 (True Freshman): Played in 10 games, seeing action on special teams and at defensive back...Recorded seven tackles - six solo...Had 164 yards on seven kick returns and one punt return for no yards...Recorded two tackles in collegiate debut vs. FAU...Added two tackles at Duke...Career-long 39-yard kick return on career-first return in loss to Virginia Tech...Fielded six kicks for 125 yards, including 25-yard return, at Duke...Missed Pitt game due to injury.

High School: Rated nation's No. 8 athlete by 247Sports and No. 7 running back by Rivals...Also listed as nation's No. 17 and No. 33 running back by ESPN and Scout, respectively...Four-star athlete ranked as No. 2 running back in Tennessee by both ESPN and Rivals...Rushed for 2,618 yards and 39 touchdowns as senior in 2012 and led Ensworth to third straight Division II-AA state title...Finished prep football career with 6,351 rushing yards, 84 touchdowns and three consecutive state titles...Named Mr. Football Back of the Year in 2011 and 2012.

ELDER CAREER STATISTICS

DEFENSIVE

YEAR	GP-GS	UT	AT	TT	TFL-Y	SACK	FF/FR	PBU	INT-Y
2016	12-12	49	20	69	4.5-34	3.0-29	1/1	12	1-2
2015	13-7	31	10	41	4.0-26	2.0-20	0/1	11	2-47
2014	13-1	25	9	34	3.0-9	1.0-5	0/2	4	0-0
2013	10-0	6	1	7	0.0-0	0.0-0	0/0	0	0-0
Career	48-20	111	40	151	11.5-69	6.0-54	1/4	27	3-49

KICK RETURNS

YEAR	GP-GS	RET	YDS	AVG	TD	LG
2016	12-12	0	0	--	0	--
2015	13-7	5	169	33.8	1	91T
2014	13-1	0	0	0.0	0	0
2013	10-0	7	164	23.4	0	39
Career	48-20	12	333	27.7	1	91T

PUNT RETURNS

YEAR	GP-GS	RET	YDS	AVG	TD	LG
2016	12-12	0	0	--	0	--
2015	13-7	11	152	13.8	1	72T
2014	13-1	0	0	0.0	0	0
2013	10-0	1	0	0.0	0	0
Career	36-8	12	152	12.6	1	72T



94 RYAN FINES

DL • 6-2 • 295 • R-Fr.
Bradenton, Fla. (IMG Academy)

2016 (Redshirt Freshman): Saw action in three games on defensive line...Played in season opener against Florida A&M (Sept. 3)...Recorded two tackles and 0.5 TFLs...Had one tackle against Virginia Tech (Oct. 20).

2015 (True Freshman): Did not see any game action, redshirted to retain eligibility.

High School: Rated as a three-star athlete by 247Sports...ESPN ranked him as the 51st-best defensive tackle in the country...Finished his senior year with 55 tackles, 14 tackles for loss, and eight sacks in 11 games... Committed to Miami over offers from Arizona, Clemson, USF and Cincinnati.

FINES CAREER STATISTICS

DEFENSIVE

YEAR	GP-GS	UT	AT	TT	TFL-Y	SACK	FF/FR	PBU	INT-Y
2016	3-0	2	1	3	0.5-1	0-0	0/0	0	0-0



30 ROMEO FINLEY

DB • 6-1 • 205 • Fr.
Fort Walton Beach, Fla. (Niceville)

2016 (True Freshman): Played in all 12 games in first season, serving mostly on special teams...Totaled seven tackles...Saw action in season opener against Florida A&M (Sept. 3) and recorded three solo tackles...Saw action against North Carolina (Oct. 10) on special teams...Saw action in road win at Appalachian State (Sept. 17)...Competed against Georgia Tech (Oct. 1) and Florida State (Oct. 8), mostly on special teams...Played against North Carolina (Oct. 15) and Virginia Tech (Oct. 20)...Had one tackle at Notre Dame (Oct. 29)...Competed against Pittsburgh (Nov. 5) and at Virginia (Nov. 12)...Had one tackle on special teams in win at NC State (Nov. 19)...Added two tackles in regular season finale win over Duke (Nov. 26).

High School: Three-star prospect by Scout...Ranked No. 12 safety by ESPN and the No. 244 overall prospect on ESPN300...

Rated as No. 15 safety and No. 315 prospect regardless of position by 247Sports...Rated as third-best safety in state of Florida and No. 28 safety nationwide by Scout...Totaled 60 tackles, six PBU's and one interception in final season at Niceville...Had 60 tackles, 10 PBU's, one interception and two forced fumbles junior year...Chose Miami over Clemson, Florida, Georgia Tech, Michigan, Missouri, Mississippi and South Carolina.

FINLEY CAREER STATISTICS

DEFENSIVE

YEAR	GP-GS	UT	AT	TT	TFL-Y	SACK	FF/FR	PBU	INT-Y
2016	12-0	3	4	7	0.0-0	0-0	0/0	0	0-0



55 FRANK GABRIEL

LS • 6-3 • 218 • R-Sr.
Monmouth Beach, N.J. (Red Bank Catholic)

2016 (Senior): Served as team's primary short snapper.

2015 (Junior): Served as team's primary short snapper.

2014 (Sophomore): Served as team's primary long snapper.

2013 (Redshirt Freshman): Did not see any game action...

Member of practice squad.

2012 (True Freshman): Did not see any action, redshirted to retain eligibility.

High School: Named first team all-state by *Asbury Park Press*...Named first team for non-public school by *The Star-Ledger*.



67 ALEX GALL

OL • 6-5 • 305 • Sr.
Mason, Ohio. (Archbishop Moeller)

2016 (Senior): Started final three games of season at center...Made first start at center of career in win at Virginia (Nov. 12), helping lead offense to 450-yard performance, including 222 rushing yards...Made second straight start at center in win at NC State (Nov. 19), guiding Miami to 415 total yards of offense...Started third straight game at center in regular season finale win over Duke (Nov. 26), helping lead offense to 568-yard performance.

2015 (Junior): Totaled six starts and served as one of Miami's top rotating linemen...Started first five games of season at left guard...Helped lead team to No. 29 national ranking in passing offense (277.4 yards)...Offensive line was eighth nationally in fewest tackles for loss allowed (4.31 average)...Team tied for third-fewest sacks allowed of any team in ACC (15)...Miami's offense scored an average of 27.8 points per game...Helped the Hurricanes surpass 400 yards of total offense in six games and two games with over 500 yards of total offense.

2014 (Sophomore): Made season debut against FAMU...Missed majority of season due to injury, returning in season finale against Pittsburgh.

2013 (True Freshman): Played in 11 games, primarily on special teams on punt coverage...Also saw snaps along offensive line...Made collegiate debut in rout of Savannah State...After not playing in first two games (FAU, Florida), played in final 10 games of season.



74 TYLER GAUTHIER

OL • 6-5 • 300 • So.
Venice, Fla. (Venice)

2016 (Sophomore): Started final three games of season at left guard...Saw action in season opener against Florida A&M (Sept. 3)...Made first start of career at left guard in win at Virginia (Nov. 12), helping lead offense to 450-yard performance, including 222 rushing yards...Made second straight start at left guard in win at NC State (Nov. 19), guiding Miami to 415 total yards of offense...Started third straight game at left guard in regular season finale win over Duke (Nov. 26), helping lead offense to 568-yard performance.

2015 (True Freshman): Saw action in four games as reserve offensive lineman.

High School: Earned a consensus three-star rating by ESPN, Rivals, Scout and 247Sports...Ranked as the third-best offensive guard in the state of Florida according to Scout...Earned First Team All-State honors...Helped Venice High School to the Regional semifinals...Saw action at every position on the offensive line throughout his football career...Chose Miami over offers from Arizona, Missouri and Purdue.




44 CORY GIORDANO

FB • 6-1 • 232 • R-Fr.
Rye, N.Y. (Fordham Prep)

2016 (Redshirt Freshman): Did not see any game action, member of practice squad.

2015 (True Freshman): Did not see any game action, redshirted to retain eligibility.

High School: Four-year letter winner at Fordham Prep...Served as a team captain during his senior year...Helped his high school squad to a pair of CHSFL Championships (2011 and 2014)...Finished his career with 373 tackles, which is the most tackles in the 127-year history of Fordham Prep...Earned All-New York State and All-Bronx honors.



59 JUSTIN GOLDBERG

OL • 6-2 • 220 • R-Fr.
Weston, Fla. (Cypress Bay)

2016 (Redshirt Freshman): Did not see any game action, member of practice squad.

2015 (True Freshman): Member of practice squad.

High School: Three-year starter at Cypress Bay HS in Weston,

Fla...As a junior, helped team finish state runner-up.



52 JAMIE GORDINIER

LB • 6-4 • 235 • R-Fr.
Monmouth Beach, Fla. (Red Bank Catholic)

2016 (Redshirt Freshman): Saw action in season opener against Florida A&M (Sept. 3) and recorded one solo tackle...Suffered season-ending knee injury against Rattlers.

2015 (True Freshman): Did not see any game action, redshirted to retain eligibility.

High School: Tabbed as a consensus three-star prospect by ESPN, Rivals, Scout and 247Sports...Rated as the No. 1 defensive end in the state of New Jersey by Scout...Ranked as the 18th-best player in the state of New Jersey...Totaled 117 tackles as a senior, including 10 tackles in the state title game...Selected as the 2014 Shore Sports Network Defensive Player of the Year after he helped his team to the New Jersey State Championship...Also played tight end in high school.

GORDINIER CAREER STATISTICS

DEFENSIVE

YEAR	GP-GS	UT	AT	TT	TFL-Y	SACK	FF/FR	PBU
INT-Y	2016	1-0	1	0	1	0-0	0	0/0
	0	0-0						



32 TRAYONE GRAY

RB • 6-2 • 225 • Jr.
Miami, Fla. (Carol City)

2016 (Junior): Did not see any game action, missed season due to injury.

2015 (Sophomore): Served as team's third running back, seeing action in five games...Totaled 145 yards on 23 carries, averaging 6.3 yards per carry...Had two touchdowns and long run of 33 yards...Returned three kickoffs during season...Made debut in season opener vs. Bethune-Cookman (Sept. 5) and totaled career-high 77 rushing yards...Recorded career-long 33-yard run vs. Wildcats...Capped game's scoring with 1-yard touchdown run in fourth quarter...Totaled 41 yards on eight carries at FAU (Sept. 11), including long run of 12 yards...Had three carries and one kickoff against Clemson (Oct. 24)...Rushed three times for 20 yards, including one-yard scoring plunge, at North Carolina (Nov. 14)...Had one carry at Pittsburgh (Nov. 27).

2014 (True Freshman): Made career debut against FAMU, recording 10-yard touchdown on career-first carry...Carried three times for 13 yards against Rattlers...Had two carries for nine yards against Arkansas State...Had one carry against Cincinnati.

High School: First-team All-Dade by *Miami Herald*...Honorable mention Class 6A All-State...Was high school QB who rushed for 1,121 yards and 11 TDs as senior, while passing for 807 yards and nine scores...Coached by Aubrey Hill at Carol City...Chose Miami over Cincinnati and USF.

GRAY CAREER STATISTICS

RUSHING

YEAR	G-GS	ATT	YDS	AVG	TD	LG
2015	5-0	23	145	6.3	2	33
2014	6-0	6	24	4.0	1	10T
Career	11-0	29	169	5.8	3	33



59

JARED HARDIE

LB • 5-11 • 215 • R-Fr.
Landsdowne, Va. (Good Counsel)

2016 (Redshirt Freshman): Did not see any game action, member of practice squad.

2015 (True Freshman): Member of practice squad.

High School: Three-year varsity letterwinner...Earned first team all-conference honors in 2012 as a sophomore.



80

DAYALL HARRIS

WR • 6-3 • 200 • R-So.
Jackson, Miss. (Callaway/Ole Miss/
Copiah-Lincoln)

2016 (Redshirt Sophomore): Saw action in all 12 games... Caught nine passes totaling 90 yards...Made Miami debut in season opener against Florida A&M (Sept. 3)...Caught first pass of career against FAU (Sept. 10), hauling in six-yard reception... Tied for team lead with five receptions in first career start at Appalachian State (Sept. 17)...Totalled 48 receiving yards, with long reception of 13, against Mountaineers...Saw action against Georgia Tech (Oct. 1) and Florida State (Oct. 8)...Competed against North Carolina (Oct. 15)...Caught 13-yard pass against Virginia Tech (Oct. 20)...Had career-long 14-yard catch at Notre Dame (Oct. 29)... Had one reception in win over Pittsburgh (Nov. 5)...Saw action in wins at Virginia (Nov. 12) and at NC State (Nov. 19)...Competed in regular season finale win over Duke (Nov. 26).

Before Miami: Spent 2015 season at Copiah-Lincoln Junior College in hometown of Jackson, Miss.

2014 (True Freshman, Ole Miss): Did not see any game action, redshirted to retain eligibility.

High School: Rated a 4-star recruit and the No. 53 wide receiver in the country by ESPN... Ranked the eighth-best player in Mississippi by ESPN...Ranked a three-star recruit and the No. 65 wide receiver nationwide by 247Sports...A Class 5A All-State selection as a kick returner by the Mississippi Association of Coaches as a senior...Also tabbed All-Region 2-5A by the MAC and All-Metro second team at wide receiver by *The Clarion-Ledger*... Listed No. 17 on *The Clarion-Ledger's* Targeted 22 list...Had 42 catches for 564 yards and seven touchdowns as a senior, while racking up 1,034 total all-purpose yards...Led Callaway to a school-record 14 wins and the 5A North Half Finals...Recorded 31 catches for 490 yards and seven TDs as a junior...Coached in high school by Daryl Jones...Also played basketball and ran track.

D. HARRIS CAREER STATISTICS

RECEIVING

YEAR	GP-GS	REC	YDS	AVG	TD
2016	12-0	9	90	10.0	0
LG					
2016					
14					



33

TRENT HARRIS

DL • 6-2 • 250 • Jr.
Winter Park, Fla. (Winter Park)

2016 (Junior): Saw action in 11 games and made seven starts on defensive line...Dealt with injury early in season but came on strong towards middle of year...Totalled 23 tackles (18 solo) and added 9.5 tackles for loss (33 yards)...Finished with three sacks, one forced fumble and one fumble recovery...Saw action in season opener against Florida A&M (Sept. 3)...Saw action at Appalachian State (Sept. 17)...Made first start of season against Georgia Tech (Oct. 1) and delivered dominant performance...Totalled seven tackles (six solo), 3.0 TFLs (eight yards) and two sacks (seven yards), including one forced fumble on strip-sack, against Yellow Jackets...Fumble resulted in scoop-and-score touchdown...Had 1.0 TFL against Florida State (Oct. 8)...Recorded two tackles and 0.5 TFLs (one yard) against North Carolina (Oct. 15)...Started and had two tackles at Virginia Tech (Oct. 20)...Had four solo tackles, 1.0 TFL (two yards) and one PBU in start at Notre Dame (Oct. 29)... Started and totaled four tackles (two solo), 2.0 TFLs (16 yards) and one sack (12 yards) in win over Pittsburgh (Nov. 5)...Started and recorded first fumble recovery of season in win at Virginia (Nov. 12)...Started and had 1.0 TFL (three yards) in win at NC State (Nov. 19)...Totalled two tackles (one solo), 1.0 TFL (one yard), one PBU and two quarterback hurries in regular season finale win over Duke (Nov. 26).

2015 (Sophomore): Among the team's top defensive players in first season as a regular starter...Finished sixth on team with 49 tackles and second in sacks (3.5)...Started 10 of 13 games this season...Had 5.0 TFLs, one PBU and one fumble recovery...Started season opener vs. Bethune-Cookman (Sept. 5) and totaled five tackles...Had 1.5 TFLs (6 yards) and first career half-sack (3 yards) vs. Wildcats...Added six tackles (two solo) in start at FAU (Sept. 11)...Totalled four tackles (one solo), one sack (21 yards) and 1.5 TFLs in start vs. Nebraska (Sept. 19)...Had five tackles (four solo) and one sack in start at Cincinnati (Oct. 1)...Added two solo tackles in start at Florida State (Oct. 10)...Recorded four tackles (two solo) and first fumble recovery of career in start vs. Virginia Tech (Oct. 17)...Had one solo tackle in start vs. Clemson (Oct. 24)...Tied for second on team with seven tackles (three solo) and recorded first career PBU in start at Duke (Oct. 31)...Recorded career-best eight tackles (seven solo) and one sack (seven yards) in start vs. Virginia...Had two tackles in start at North Carolina (Nov. 14)... Added two tackles at Georgia Tech (Nov. 21)...Ended regular season with two tackles at Pittsburgh (Nov. 27)...Recorded one stop in the Hyundai Sun Bowl (Dec. 26) against Washington State.

2014 (True Freshman): Saw action in 12 games, including one start...Totalled 15 tackles (nine solo) with 1.0 TFL in first season... Enrolled in January 2014...Made career debut in season opener at Louisville, recording three tackles (two solo)...Added two tackles against FAMU, including career-first TFL (two yards)...Registered three tackles against Arkansas State...Saw action against Duke and

Georgia Tech...Had two tackles against Virginia Tech...Saw action against North Carolina, did not record any stats...Added one solo tackle against Virginia...Made first career start against Pittsburgh, finishing with one tackle.

High School: 2014 Offense/Defense All-American Bowl selection...As senior, registered 69 total tackles and 14 sacks...As junior in 2012, posted 50 tackles and 11 sacks...Chose Miami over offers from Alabama, Florida, Florida State, Georgia, Ohio State, Tennessee and Wisconsin.

T. HARRIS CAREER STATISTICS

DEFENSE

YEAR	GP-GS	UT	AT	TT	TFL/Y	SACK	FF/FR	PBU	INT-Y
2016	11-7	18	5	23	9.5-33	3.0-19	1/1	2	0-0
2015	13-10	28	21	49	5.0-42	3.5-39	0/1	1	0-0
2014	12-1	9	6	15	1.0-2	0.0-0	0/0	0	0-0
Career	36-18	55	32	87	15.5-78	6.5-58	1/2	3	0-0




85

JOVANI HASKINS

TE • 6-4 • 245 • Fr.
Bergenfield, N.J. (Bergenfield)

2016 (True Freshman): Did not see any game action, redshirted to retain eligibility.

High School: Consensus three-star prospect by ESPN, 247Sports, Scout and Rivals...Was rated as top-30 tight end nationwide by scouting services ESPN (No. 15), 247Sports (No. 19) and Rivals (No. 29)...Rated No. 51 tight end by Scout...Rated as top tight end in New Jersey by Scout...Played quarterback in high school, throwing for 1,875 yards and 20 touchdowns over junior and senior seasons...Chose Miami over offers from Boston College, UConn, Iowa, North Carolina, Ole Miss, Pitt, Rutgers, Syracuse, Virginia Tech and West Virginia.



21

TERRANCE HENLEY

DB • 5-11 • 180 • So.
Pompano Beach, Fla. (Blanche Ely)

2016 (Sophomore): Saw action in three games and finished with one tackle...Saw action in season opener against Florida A&M (Sept. 3) and recorded one solo tackle...Saw action against FAU (Sept. 10)...Competed against Florida State (Oct. 8) on special teams.

2015 (True Freshman): Saw action largely on special teams in first season.

High School: A two-year starter at Ely...Intercepted three passes as a senior and six as a junior...Also a member of Ely's track team, where he ran the 100m in 10.7 seconds...Chose Miami over offers from James Madison, UAB, FIU, Temple, Tennessee State and Southwest Baptist.

HENLEY CAREER STATISTICS

DEFENSE

YEAR	GP-GS	UT	AT	TT	TFL/Y	SACK	FF/FR	PBU	INT-Y
2016	3-0	1	0	1	0.0-0	0.0-0	0/0	0	0-0



23

CHRISTOPHER HERNDON IV

TE • 6-4 • 253 • Jr.
Norcross, Ga. (Norcross)

2016 (Junior): Served as one of Miami's top offensive players, starting 11 of 12 games...Caught 25 passes for 296 yards and two touchdowns in regular season...295 yards were fourth-most on team, while 25 catches were fifth-most...Started season opener against Florida A&M (Sept. 3) and led team with 42 receiving yards on two receptions...26-yard catch against Rattlers was team-lead...Recorded second touchdown of career on 16-yard reception in second quarter vs. Rattlers...Had two catches for 21 yards in start vs. FAU (Sept. 10), including long catch of 20 yards...Had one six-yard reception in start vs. Appalachian State (Sept. 17)...Totalled 59 receiving yards on three catches against Georgia Tech (Oct. 1), including career-long 48-yard reception...Had one 11-yard reception against Florida State (Oct. 8)...Totalled 48 receiving yards on two catches in start against North Carolina (Oct. 15)...Recorded four catches totaling 53 yards, including 35-yard touchdown reception, in start at Virginia Tech (Oct. 20)...Hauled in career-high five catches for 30 yards, including long catch of 12 yards, at Notre Dame (Oct. 29)...Started and recorded two catches in win over Pittsburgh (Nov. 5)...Started and had one catch in win at Virginia (Nov. 12)...Caught two passes in start at NC State (Nov. 19)...Started and had one 10-yard reception in regular season finale win over Duke (Nov. 26).

2015 (Sophomore): Emerged as an offensive threat in second season...Ranked second among tight ends with 18 receptions and 237 yards...Played in all 13 games and started three...Made season debut vs. Bethune-Cookman (Sept. 5)...Recorded first two receptions of career in action at FAU (Sept. 11), including 15-yard catch...Registered first touchdown of career on 10-yard catch in first quarter vs. Nebraska (Sept. 19)...Finished game vs. Cornhuskers with three receptions for 32 yards, including long catch of 12 yards...Caught one nine-yard pass at Cincinnati (Oct. 1)...Had one reception for nine yards at Florida State (Oct. 10)...Totalled 12 yards on two receptions in first career start vs. Virginia Tech (Oct. 17)...Saw action vs. Clemson (Oct. 24)...Made second start of career at Duke (Oct. 31) and recorded 20-yard reception...Had one reception against Virginia (Nov. 7)...Totalled 51 yards on three receptions at North Carolina (Nov. 14)...Started and led team with 66 receiving yards against Georgia Tech (Nov. 21)...Had three catches vs. Yellow Jackets, including career long reception of 46 yards...Made the start at tight end in the Hyundai Sun Bowl (Dec. 26) against Washington State and caught one pass for 18 yards.

2014 (True Freshman): Saw action in three games...Had most snaps of season in regular season finale against Pittsburgh.

High School: Third-team All-County receiver by *Gwinnett Daily Post*...Hauled in 33 catches for 543 yards with six TDs as senior...Coached by Keith Maloof at Norcross...Led Norcross to Georgia Class 6A State Championship in 2013...Chose Miami over Auburn and Mississippi State.

HERNDON IV CAREER STATISTICS

RECEIVING

YEAR	GP-GS	REC	YDS	AVG	TD	LG
2016	12-11	25	296	11.8	2	48
2015	13-3	17	237	13.2	1	46
2014	3-0	0	0	--	0	--
Career	28-14	43	533	12.4	3	48



24

TRAVIS HOMER

RB • 5-11 • 200 • Fr.
West Palm Beach, Fla. (Oxbridge Academy)

2016 (True Freshman): Was one of Miami's top special teams contributors in first season...Saw action in season opener against Florida A&M (Sept. 3) and totaled 35 rushing yards on five carries...Recorded one tackle on special teams against Rattlers...Saw action against FAU (Sept. 10) largely on special teams...Recorded one tackle against Owls...Saw action in road win at Appalachian State (Sept. 17)...Competed against Georgia Tech (Oct. 1) and Florida State (Oct. 8) on special teams...Saw action against North Carolina (Oct. 15)...Had two tackles on special teams at Virginia Tech (Oct. 20)...Named special teams captain for week and recovered fumbled punt at Notre Dame (Oct. 29)...Saw action against Pittsburgh (Nov. 5) and at Virginia (Nov. 12)...Played on special teams at NC State (Nov. 19)...Had two tackles (one solo) on special teams in regular season finale win over Duke (Nov. 26).

High School: Rated as four-star prospect by ESPN, Scout and 247Sports...Ranked No. 175 in ESPN300 ratings...Received three-star ranking from Rivals...Totaled 1,315 yards rushing and 13 total touchdowns senior year...Rushed for 215 yards and one touchdown in a 32-24 win over Chaminade-Madonna in FHSAA Regional Semifinal game...Finished prep career by surpassing 3,200 total rushing yards, 41 rushing touchdowns and 50 total touchdowns...Helped lead Oxbridge Academy to FHSAA Regional Finals...Chose Miami over offers from Alabama, Auburn, Florida and Florida State.



87

MICHAEL IRVIN II

TE • 6-3 • 230 • Fr.
Ft. Lauderdale, Fla. (St. Thomas Aquinas)

2016 (True Freshman): Played in six games in first year, including final contests of season...Saw action in season opener against Florida A&M (Sept. 3)...Saw action on special teams at Virginia Tech (Oct. 20) and at Notre Dame (Oct. 29)...Competed against Pittsburgh (Nov. 5)...Saw action at NC State (Nov. 19) and in regular season finale win over Duke (Nov. 26).

High School: Rated three-star prospect by ESPN, 247Sports and Rivals...Helped guide St. Thomas Aquinas to second straight FHSAA 7A Championship in 2015...Caught three passes in state championship game against Viera...Transferred to St. Thomas Aquinas in 2015 after recording over 1,200 yards receiving at Prestonwood Christian High School (Texas)...Hauled in 21 catches against IMG Academy in 2014...Chose Miami over scholarship offers from Georgia, Michigan and NC State.



63

DANNY ISIDORA

OL • 6-4 • 305 • Sr.
Weston, Fla. (Cypress Bay)

2016 ALL-ACC, SECOND TEAM (Coaches)

2016 ALL-ACC, THIRD TEAM (ACSMA)

2015 ALL-ACC, HONORABLE MENTION (Coaches)

2016 (Senior): Delivered another impressive season at right guard, earning All-ACC third-team honors...Started season opener against Florida A&M (Sept. 3) at right guard, helping lead offense to 373 rushing yards and 523 total yards...Made second straight start of season at right guard against FAU (Sept. 10) and helped lead offense to 470-yard performance, including 279 rushing yards...Started at right guard in road win at Appalachian State (Sept. 17), guiding offense to 549 total yards...Made fourth straight start of season at right guard in road win at Georgia Tech (Oct. 1)...Started at right guard against Florida State (Oct. 8)...Started at right guard and helped lead Miami to 363 yards against North Carolina (Oct. 15)...Made seventh start of season at right guard at Virginia Tech (Oct. 20)...Started at right guard at Notre Dame (Oct. 29)...Helped lead offense to 534-yard performance in win over Pittsburgh with start at right guard (Nov. 5)...Made 10th straight start of season at right guard in win at Virginia (Nov. 12), helping lead offense to 450-yard performance, including 222 rushing yards...Made start at right guard in win at NC State (Nov. 19), guiding Miami to 415 total yards of offense...Started 12th straight game of season and 38th straight of career at right guard in regular season finale win over Duke (Nov. 26), helping lead offense to 568-yard performance.

2015 (Junior): One of four players to start all 13 games...Served as the team's right guard...Earned All-ACC Honorable Mention recognition...Has started 27 straight games on offensive line entering 2016, streak dates to 2014 season opener...Helped lead team to No. 29 national ranking in passing offense (277.4 yards)...Offensive line was eighth nationally in fewest tackles for loss allowed (4.31 average)...Team tied for third-fewest sacks allowed of any team in ACC (15)...Miami's offense scored an average of 27.8 points per game...Helped the Hurricanes surpass 400 yards of total offense in six games and two games with over 500 yards of total offense.

2014 (Sophomore): Started all 13 games at right guard...Served as leader on offensive line that paved way for offense averaged 431.0 yards of total offense, including 179.9 rushing yards, and 29.9 points per game in regular season.

2013 (Redshirt Freshman): Sidelined first 10 games of season with foot injury...Made collegiate debut in home finale vs. Virginia...Also saw snaps along offensive line in road win at Pitt.

2012 (True Freshman): Did not see any action, redshirted to retain eligibility.

High School: Four-star recruit according to ESPN and three-star recruit according to Rivals and Scout...No. 13 offensive guard prospect and No. 39 overall prospect in Florida according to ESPN...No. 14 offensive guard prospect and No. 53 overall prospect in Florida according to Rivals as well as No. 51 offensive guard prospect on Scout...Chose Miami over Wisconsin and Florida State.



31 DEMETRIUS JACKSON

DL • 6-3 • 265 • R-So.
Miami, Fla. (Booker T. Washington)

2016 (Redshirt Sophomore): Saw action in nine games, including five starts...Missed three games due to injury...Finished with 26 tackles and 6.0 tackles for loss (28 yards)...Added 2.5 sacks (21 yards) and four PBUs...Made first start of career in season opener against Florida A&M (Sept. 3) and finished with five tackles (four solo)...Added 3.0 TFLs totaling 20 yards, including 2.0 sacks (19 yards), against Rattlers...Ranked second on team with five tackles (four solo) in start vs. FAU (Sept. 10)...Added 1.0 TFL (two yards) against Owls...Totalled six tackles (two solo) and 1.0 TFLs (3 yards) in start at Appalachian State (Sept. 17)...Had two tackles in road win at Georgia Tech (Oct. 1)...Totalled three tackles and two PBUs in start against Florida State (Oct. 8)...Had one tackle and 0.5 TFLs in start against North Carolina (Oct. 15)...Missed games at Virginia Tech (Oct. 20), at Notre Dame (Oct. 29) and against Pittsburgh (Nov. 5) due to injury...Returned in win at Virginia (Nov. 12) and recorded two tackles and 0.5 TFLs...Had one tackle in win at NC State (Nov. 19)...Had one tackle and one PBU in regular season finale win over Duke (Nov. 26).

2015 (Redshirt Freshman): Saw increased action as season progressed...Finished with 11 tackles and 2.5 TFLs in seven games...Made career debut in season opener vs. Bethune-Cookman and tied for second on team with four tackles (one solo)...Had two tackles for loss against Clemson (Oct. 24) totaling seven yards...Added one tackle at Duke (Oct. 31)...Saw action against Virginia (Nov. 7), did not record any stats...Recorded two tackles at North Carolina (Nov. 14)...Had one tackle in regular season finale at Pittsburgh (Nov. 27)...Saw action in the Hyundai Sun Bowl (Dec. 26) against Washington State where he recorded her first career half sack.

2014 (True Freshman): Did not see any game action, redshirted to retain eligibility.

High School: Enrolled in May 2014...Named 2014 Dade Male Athlete of the Year by *Miami Herald*...First-team All-Dade by *Miami Herald*...Recorded 68 tackles, 12.0 sacks and 13 QB hurries as senior for Booker T. Washington...Led Booker T. Washington to Florida Class 4A State Championship in 2013.

D. JACKSON CAREER STATISTICS

DEFENSE

YEAR	GP-GS	UT	AT	TT	TFL/Y	SACK	FF/FR	PBU	INT-Y
2016	9-5	14	12	26	6.0-28	2.5-21	0/0	4	0-0
2015	7-0	5	6	11	2.5-9	0.5-2	0/0	0	0-0
Career	16-5	19	18	37	8.5-37	3.0-23	0/0	4	0-0



99 JOE JACKSON

DL • 6-5 • 250 • Fr.
Homestead, Fla. (Gulliver Prep)

2016 (True Freshman): Delivered dominant freshman season, ranking second among all true freshmen nationwide with 7.5

sacks...Earned one vote for ACC Defensive Rookie of the Year honors...Finished with 28 tackles in 12 games and made one start...Added 10.5 tackles for loss totaling 45 yards...Saw action in season opener vs. Florida A&M (Sept. 3) and recorded one tackle...Recorded first two sacks of career in three-tackle performance against FAU (Sept. 10)...Two sacks against Owls totaled 10 yards...Had two tackles and 1.0 TFLs (2 yards) in road win at Appalachian State (Sept. 17)...Dominant game against Georgia Tech (Oct. 1) included sack and fumble return for 18-yard touchdown on scoop-and-score...Touchdown was first of career...Had two tackles and 0.5 sacks against Florida State (Oct. 8)...Registered three tackles against North Carolina (Oct. 15)...Made first career start against Virginia Tech (Oct. 20) and posted career-high six tackles, including 2.0 TFLs (eight yards) and one sack (four yards)...Had two tackles (one solo) at Notre Dame (Oct. 29)...Saw action against Pittsburgh (Nov. 5)...Had three tackles, forced fumble and fumble recovery in win at Virginia (Nov. 12)...Had two tackles, including 1.0 TFL, in win at NC State (Nov. 19)...Recorded two sacks totaling 14 yards and finished with three tackles in regular season finale win over Duke (Nov. 26).

High School: Four-star prospect by ESPN, Rivals and 247Sports...Three-star prospect by Scout...Ranked as eighth-best weakside defensive end and No. 113-best recruit regardless of position by Rivals...Rated No. 182 overall high school prospect on ESPN300...Ranked No. 23-best defensive end by ESPN...Checked in at No. 218 in 247Sports national rankings and was ranked No. 16 weakside defensive end...Played defensive end and tight end at Gulliver Prep...Named the 2015 Class 5A-1A Male Athlete of the Year by *Miami Herald*...Ranked as No. 4 football player in Dade County by *Herald* entering final season at Gulliver...Totalled 46 tackles, six sacks and four forced fumbles in final season...Had 59 tackles and four sacks junior year...Finished his career with 178 total tackles, 19 sacks and eight forced fumbles...Also competed in basketball and track at Gulliver Prep...Chose Miami over offers from Alabama, Clemson, Florida State and Ohio State, among others.

J. JACKSON CAREER STATISTICS

DEFENSE

YEAR	GP-GS	UT	AT	TT	TFL/Y	SACK	FF/FR	PBU	INT-Y
2016	12-1	15	13	28	10.5-45	7.5-38	1/2	0	0-0



28 MICHAEL JACKSON

DB • 6-1 • 200 • So.
Birmingham, Ala. (Spain Park)

2016 (Sophomore): Was one of team's top contributors on special teams...Finished season with six tackles, one fumble recovery and one PBU...Fumble was recovered in endzone at Notre Dame for late touchdown...Saw action in season opener against Florida A&M (Sept. 3) and totaled three tackles...Saw action against FAU (Sept. 10) and had tipped pass that led to interception...Recorded one tackle at Appalachian State (Sept. 17)...Had one tackle in road win at Georgia Tech (Oct. 1)...Saw action against Florida State (Oct. 8), mostly on special teams...Had one tackle against North Carolina (Oct. 15)...Saw action against Virginia Tech (Oct. 20)...Recorded first touchdown of career on recovery of fumbled punt in end zone at Notre Dame (Oct. 29)...Saw action against Pittsburgh (Nov. 5) and at Virginia (Nov. 12)...Played on

special teams in win at NC State (Nov. 19)...Credited with one PBU in regular season finale win over Duke (Nov. 26).

2015 (True Freshman): Served as one of team's primary contributors on special teams...Saw action in all 13 games...Totaled four tackles...Made career debut in season opener vs. Bethune-Cookman (Sept. 5) and recorded one assisted tackle...Played at FAU (Sept. 11)...Saw action vs. Nebraska (Sept. 19), largely on special teams...Played at Florida State (Oct. 10) and against Virginia Tech (Oct. 17)...Had one tackle at North Carolina (Nov. 14)...Saw action in the Hyundai Sun Bowl (Dec. 26) against Washington State and recorded one stop.

High School: Earned a four-star rating by Rivals.com... Tabbed as a three-star recruit by Scout and 247Sports... Rated as the No. 1 cornerback in the state of Alabama by Scout...Earned a spot in the Alabama-Mississippi All-Star game and led the defense with 12 tackles...Chose Miami over offers from Cincinnati, Minnesota and Nebraska.

M. JACKSON CAREER STATISTICS

DEFENSE

YEAR	GP-GS	UT	AT	TT	TFL/Y	SACK	FF/FR	PBU	INT-Y
2016	12-0	2	4	6	0.0-0	0.0-0	0/1	1	0-0
2015	13-0	3	2	5	0.0-0	0.0-0	0/0	0	0-0
Career	15-0	5	6	11	0.0-0	0.0-0	0/1	1	0-0



37

JEFF JAMES, JR.

DB • 6-1 • 185 • Fr.
Orlando, Fla. (Olympia)

2016 (True Freshman): Saw action in one game, serving on practice squad for most of first season...Played in season opener against Florida A&M (Sept. 3).

High School: Three-star safety prospect by ESPN...Ranked No. 56 safety prospect nationwide by ESPN...Was ranked No. 19 player on *Orlando Sentinel's* Super 60, ranking top college football recruits in region...No. 118th-best player in state according to ESPN...Among state leaders in interceptions with nine in final year at Olympia...Totaled over 1,000 all-purpose yards and five touchdowns in final year...Nephew of Miami running back legend Edgerrin James.



92

COURTEL JENKINS

DL • 6-2 • 320 • Jr.
Jersey City, N.J. (DePaul Catholic)

2016 (Junior): Played in nine games and totaled nine tackles... Finished with 3.5 tackles for loss (nine yards) and one pass breakup...Saw action in season opener against Florida A&M (Sept. 3) and recorded 3.0 TFLs totaling eight yards...Totaled two tackles against Georgia Tech (Oct. 1)...Saw action against Florida State (Oct. 8)...Had three tackles against North Carolina (Oct. 15)...Saw action against Virginia Tech (Oct. 20) and at Notre Dame (Oct. 29)... Completed against Pittsburgh (Nov. 5)...Saw action at NC State

(Nov. 19)...Had one tackle and one PBU in regular season finale win over Duke (Nov. 26).

2015 (Sophomore): Saw increased role on defensive line, starting seven games and playing in 12...Ranked among position leaders in tackles with 29...Added 3.0 TFLs and 1.5 sacks...Made first start of career in season opener vs. Bethune-Cookman (Sept. 5) and recorded one tackle...Recorded first sack of career (10 yards) at FAU (Sept. 11) and totaled two tackles...Made second start of career vs. Nebraska (Sept. 19) and recorded three tackles (two solo)... Had three tackles (two solo) and 0.5 sacks against Cincinnati (Oct. 1)...Made one tackle in start at Florida State (Oct. 10)...Started vs. Virginia Tech (Oct. 17) and recorded three tackles (two solo), 1.0 TFLs (six yards) and first career forced fumble...Had career-high six tackles in start vs. Clemson (Oct. 24)...Added one tackle in start at Duke (Oct. 31)...Totaled two tackles against Virginia (Nov. 7)... Had three tackles and 0.5 TFL at North Carolina (Nov. 14)...Added one tackle in action vs. Georgia Tech (Nov. 21)...Made final start of regular season at Pittsburgh (Nov. 27) and recorded three tackles... Credited with one quarterback hurry against Panthers.

2014 (True Freshman): Saw action in 12 games, totaling 14 tackles (seven solo)...Made career debut in season opener at Louisville, recording four tackles (one solo)...Saw action against FAMU, recording one tackle...Tied career high with four tackles against Arkansas State...Added one tackle against Nebraska...Saw action against Duke...Had two tackles in action against Cincinnati... Saw action against Virginia Tech...Added two tackles against North Carolina.

High School: All-Non Public first-team selection by NJ.com...Second-team all-state selection ...Played senior season at DePaul after transferring from Jersey City St. Anthony's...As junior at St. Anthony's, led team to first-ever state playoff win...Had 11 sacks and 60 tackles as junior.

C. JENKINS CAREER STATISTICS

DEFENSE

YEAR	GP-GS	UT	AT	TT	TFL/Y	SACK	FF/FR	PBU	INT-Y
2016	9-0	4	5	9	3.0-8	0.0-0	0/0	1	0-0
2015	12-7	9	20	29	3.0-17	1.5-11	1/0	0	0-0
2014	12-0	7	7	14	0.0-0	0.0-0	0/0	0	0-0
Career	33-7	20	32	52	3.0-25	1.5-11	1/0	1	0-0



26

RAYSHAWN JENKINS

DB • 6-2 • 210 • R-Sr.
St. Petersburg, Fla. (Admiral Farragut)

2016 ALL-ACC, HONORABLE MENTION (ASCMA)

2016 (Redshirt Senior): Started 11 of 12 games in final season and finished year ranked third on team with 70 tackles...Earned All-ACC Honorable Mention recognition...Led team with two interceptions, while seven pass breakups were second-most... Added 3.5 tackles for loss (13 yards) and 1.5 sacks (six yards)... Started season opener against Florida A&M (Sept. 3) and posted five tackles (four solo)...Added five tackles (three solo), 1.0 TFLs (six yards), 0.5 sacks (four yards) and first interception of season in start against FAU (Sept. 10)...Interception came on tipped ball in third quarter against Owls...Totaled four tackles (three solo) in start at Appalachian State (Sept. 17)...Totaled six tackles (all solo) and recorded one PBU in road win at Georgia Tech (Oct. 1)...Tied

for team lead with six tackles (all solo) and had two PBUs against Florida State (Oct. 8)...Registered career-high 14 tackles (nine solo) and 1.0 TFL in start against North Carolina (Oct. 15)...Totalled three tackles (two solo) at Virginia Tech (Oct. 20)...Recorded three tackles (two solo) in start at Notre Dame (Oct. 29)...Totalled four tackles (three solo) and had second interception of season in win over Pittsburgh (Nov. 5)...Delivered impressive performance in win at Virginia (Nov. 12), starting and totaling six tackles (five solo), 1.5 TFLs (seven yards), one sack (two yards) and one PBU...Started and finished with four tackles and game-high three PBUs in win at NC State (Nov. 19)...Ranked second with 10 tackles (seven solo) in regular season finale win over Duke (Nov. 27).

2015 (Redshirt Junior): Enjoyed a strong return to form after missing the entire 2014 season due to injury...Started seven of 13 games...Was fourth on the team with 52 tackles...Ranked second on team with three interceptions...Had four PBUs and one fumble recovery...Returned to action in season opener vs. Bethune-Cookman (Sept. 5), recording first interception of season and two tackles (one solo)...Added four tackles and second interception of season in action at FAU (Sept. 11)...Had one tackle and 0.5 TFL in action vs. Nebraska (Sept. 19)...Finished with four tackles (one solo), 0.5 TFLs and third interception of season in start at Cincinnati (Oct. 1)...Returned pick career-long 37 yards...Had three solo tackles at Florida State (Oct. 10)...Led team with six tackles against Virginia Tech (Oct. 17)...Had two tackles in start vs. Clemson (Oct. 24)...Totalled six tackles (four solo) and first fumble recovery of career in action at Duke (Oct. 31)...Tied for team lead and tied career high with eight tackles (seven solo) in start vs. Virginia (Nov. 7)...Added 1.0 TFL against Cavaliers...Ranked second on team with seven tackles (four solo) and added 0.5 TFLs in start at North Carolina (Nov. 14)...Credited with four tackles and one quarterback hurry in home finale start vs. Georgia Tech (Nov. 21)...Had two tackles and two PBUs in start at Pittsburgh (Nov. 27)...Totalled three tackles (two solo) and two pass breakups in the Hyundai Sun Bowl (Dec. 26) against Washington State.

2014 (Junior): Redshirted season after preseason surgery.

2013 (Sophomore): Played in all 13 games, starting 12 at safety... Ranks fourth on team with 44 total tackles, making 29 solo stops...Ranked second on team with three interceptions...Recorded second career INT in upset win over No. 12/9 Florida...Tallied four tackles and PBU in road win at USF... Recorded second interception of season, PBU and three tackles against Georgia Tech...Had four tackles in comeback road win at UNC...Registered four tackles with PBU in comeback win over Wake Forest...Registered third interception of season in loss at Florida State... Season-high seven tackles in win over Virginia...Had six tackles in road win at Pitt.

2012 (True Freshman): Played in 10 games at defensive back, making two starts...Finished with 27 tackles, one INT and three pass break-ups...Made UM debut in road win at Boston College... Tallied four solo stops in home win vs. Virginia Tech...Recorded career-best eight tackles (seven solo) in road loss at Virginia... Career-first start came against USF, finishing with seven tackles and career-first INT...Made four tackles and three PBUs in second start at Duke.

High School: Three-star recruit by ESPN, Rivals and Scout... Rated as No. 27 safety prospect by Rivals and No. 40 according to ESPN...Played multiple positions at Admiral Farragut Academy, including quarterback, wide receiver, running back and defensive back...Saw action in only seven games as senior after being sidelined by injury...As junior, threw for 824 yards on 48-of-72 passing with 10 touchdowns and one interception, while rushing 83 times for 647 yards and seven touchdowns and zero fumbles... On defense had three interceptions, 15 tackles with one for loss, and eight passes defended and also had four sacks and one forced fumble...Ran track and was named school's Athlete of the Year after winning state Class A title in 110-meter hurdles and placing

second in 300-meter hurdles... Chose Miami over Alabama, Florida State and USF.

R. JENKINS CAREER STATISTICS

DEFENSE

YEAR	GP-GS	UT	AT	TT	TFL/Y	SACK	FF/FR	PBU	INT-Y
2016	12-11	52	18	70	3.5-13	1.5-6	0/0	7	2-0
2015	13-7	30	22	52	2.5-3	0.0-0	0/1	4	3-40
2013	13-12	30	16	46	1.0-2	0.0-0	0/0	5	3-22
2012	10-2	19	8	27	0.0-0	0.0-0	0/0	3	1-0
Career	48-32	131	64	195	7.0-18	1.5-6	0/1	19	9-62



4

JAQUAN JOHNSON

DB • 5-11 • 190 • So.
Miami, Fla. (Miami Killian)

2016 (Sophomore): Started four of 12 games in second season and finished with 35 tackles...Added 3.0 tackles for loss (six yards) and 1.5 sacks (five yards)...Added two pass breakups and one interception...Saw action in season opener against Florida A&M (Sept. 3) and tied career high with five tackles (four solo)... Registered first career sack against Rattlers...Made first career start against FAU (Sept. 10)...Credited with three tackles (two solo), 0.5 TFLs and one quarterback hurry against Owls...Totalled four tackles and 1.0 TFL (1 yard) in road win at Appalachian State (Sept. 17)...Had four solo tackles on the road at Georgia Tech (Oct. 1)...Totalled two tackles and first interception of season against Florida State (Oct. 8)...Returned pick 11 yards in second quarter against Seminoles...Made second career start and totaled two tackles against North Carolina (Oct. 15)...Added first PBU of career against Tar Heels...Totalled three tackles in third start of career at Virginia Tech (Oct. 20)...Blocked fourth-quarter field goal attempt by Hokies...Had one tackle at Notre Dame (Oct. 29)...Started and had two tackles and one PBU against Pittsburgh (Nov. 5)...Totalled two solo tackles in win at Virginia (Nov. 12)...Totalled career-high six tackles (three solo), 0.5 TFLs and first fumble recovery of career in win at NC State (Nov. 19)...Finished with one solo tackle in regular season finale win over Duke (Nov. 26).

2015 (True Freshman): Saw action in all 13 games mostly on special teams in his first season...Played increased snaps at safety as the season progressed...Totalled 26 tackles, one forced fumble and one interception...Made career debut in season opener vs. Bethune-Cookman and totaled three tackles...Added three tackles (one solo) in action vs. FAU (Sept. 11)...Totalled two solo tackles vs. Nebraska (Sept. 19)...Had two tackles in action vs. Cincinnati (Oct. 1)...Saw action at Florida State (Oct. 10)...Added one solo tackle against Virginia Tech (Oct. 17)...Had two tackles and first career forced fumble against Clemson (Oct. 24)...Tied career high with three tackles in action vs. Duke (Oct. 31), and also played key role on eventual game-winning kick return for TD as time expired... Recorded first interception of career and added one tackle against Virginia (Nov. 7)...Had three solo tackles at North Carolina (Nov. 14)...Added one tackle vs. Georgia Tech (Nov. 21)...Saw action at Pittsburgh (Nov. 27), did not record any stats...Posted a season high five solo tackles in the Hyundai Sun Bowl (Dec. 26) against Washington State.

High School: Rated as a consensus four-star prospect by 247Sports, ESPN and Scout...Was selected as a four-time All-

Dade First Team selection by the *Miami Herald* from 2011-2013... Helped guide Miami Killian to an undefeated regular season and an appearance in the FHSAA Class 8A Regional Quarterfinals... Competed in the 2015 US Army All-American Bowl... Johnson chose Miami over Florida State, Florida, Alabama LSU and South Carolina.

2015 (Sophomore): Did not see any game action, redshirted to retain eligibility.

Prior to Miami: Listed as a three-star recruit out of ASA College according to ESPN and 247Sports...Starred at offensive tackle for ASA College, leading the Avengers to a 6-2 record and a 4-1 mark in conference play...As a freshman, Jones helped pave the way up front, which allowed ASA College to average 338.1 yards per game...Chose Miami over Ohio State and Virginia Tech.

JAQUAN JOHNSON CAREER STATISTICS

DEFENSE

YEAR	GP-GS	UT	AT	TT	TFL/Y	SACK	FF/FR	PBU	INT-Y
2016	12-4	23	12	35	3.0-6	1.5-5	0/1	2	1-11
2015	13-0	17	9	26	0.0-0	0.0-0	1/0	0	1-0
Career	25-4	40	21	61	3.0-6	1.5-5	1/1	2	2-11



24

JOSH JOHNSON

DB • 5-5 • 155 • R-Jr.
Jacksonville, Fla. (Bolles)

2016 (Redshirt Junior): Member of practice squad.

2015 (Redshirt Sophomore): Member of practice squad.

2014 (Redshirt Freshman): Member of practice squad.

2013 (True Freshman): Redshirted to retain eligibility.

High School: Had 1,600 all-purpose yards as a senior at Bolles School, including 700 rushing yards, 400 receiving yards and eight TDs... Was team captain as a senior... Won the Van Etter Award as a junior for outstanding athletic performance... Helped The Bolles School win state championships in 2010 and 2011... Was the 400m dash district and regional champion as a junior and senior... All-city and all-state in track and field as a junior and senior.



76

TRE JOHNSON

OL • 6-7 • 300 • Fr.
Orlando, Fla. (First Academy)

2016 (True Freshman): Did not see any game action, redshirted to retain eligibility.

High School: Rated as consensus three-star prospect by ESPN, 247Sports and Rivals...Rated as 148th-best player in state of Florida in 247Sports Composite Rankings...Recorded over 60 career total tackles and over 40 career solo tackles in just 16 career varsity games...Picked Miami over scholarship offers from East Carolina, Louisville, Cincinnati, Illinois and USF.



77

JAHAIR JONES

OL • 6-4 • 315 • R-So.
Brooklyn, N.Y. (ASA College)

2016 (Redshirt Sophomore): Saw limited action as reserve offensive lineman.



15

BRAD KAYA

QB • 6-4 • 215 • Jr.
Los Angeles, Calif. (Chaminade Prep)

2015 ALL-ACC, THIRD TEAM (Coaches)

2015 ALL-ACC, THIRD TEAM (AC SMA)

2014 ACC ROOKIE OF THE YEAR (AC SMA)

2014 ACC ROOKIE OF THE YEAR (Coaches)

2014 ALL-ACC, HONORABLE MENTION (AC SMA)

2014 TRUE FRESHMAN ALL-AMERICA (247Sports)

2016 (Junior): Became Miami's all-time leader in passing yards (9,686) after another dominant season...Moved to No. 1 all-time with 396 yards in win over Duke in final regular season game of year...Threw 23 touchdowns compared to seven interceptions, and ended year with 3,250 yards...Completed 237 of 387 throws, finishing with 61.2 accuracy clip...Started season opener against Florida A&M (Sept. 3) and tied career high with four touchdown passes...Finished 12-for-18 for 135 yards against Rattlers with no interceptions...Moved into tie for seventh place in Miami history with 46th touchdown pass of career against Florida A&M...Finished 17-for-31 for 191 yards and two interceptions in start vs. FAU (Sept. 10)...Threw for 368 yards on 21-for-27 passing with three touchdowns and one interception in road win at Appalachian State (Sept. 17)...Moved into tie for third place in Miami history with 49th touchdown pass of career against Mountaineers...Finished 13-for-19 for 241 yards with one touchdown and no interceptions in start against Georgia Tech (Oct. 1)...Touchdown was 50th of career...Threw for 214 yards on 19-for-32 passing with two touchdowns and one interception against Florida State (Oct. 8)...Tossed for 224 yards on 16-for-31 passes against North Carolina (Oct. 15)...Moved into fourth place in Miami history in career passing yards against Tar Heels...Finished with 323 yards on 23-for-38 passing with two touchdowns and one interception at Virginia Tech (Oct. 20)...Moved into third place in UM history in all-time passing yards with performance against Hokies...Threw for 288 yards on 26-for-42 passing against Notre Dame (Oct. 29) with one touchdown and one interception...Delivered dominant outing against Pittsburgh, finishing with career high 32 completions (32-of-47) with career high-tying four touchdown passes...Added fourth rushing touchdown of career in 356-yard performance against Panthers...Moved past Jacory Harris into second place in all-time passing yards at Miami with 228 yards in win at Virginia (Nov. 12)...Finished game against Cavaliers 14-for-29 with two touchdowns and one interception...77-yard touchdown pass to freshman Ahmmon Richards was season-long completion...Threw for 286 yards on 22-for-38 passing in win at NC State (Nov. 19)...Became Miami's all-time passing yards leader with 396 yards in regular season finale win over Duke (Nov. 26)...Finished game against Blue Devils 22-for-35 and just nine yards shy of tying a career-high mark...Threw for career high-tying four touchdowns and zero interceptions in

STUDENT-ATHLETES

victory, including 76-yard TD pass.

2015 (Sophomore): Enjoyed another prolific season under center, starting 12 of 13 games...Ended regular season ranked No. 1 in ACC in passing yards per game (274.5)...Threw for over 3,000 yards for the second straight year, tossing for 3,238 with 16 TDs compared to just five interceptions...Earned ACSMA and Coaches All-ACC third-team honors at quarterback...Moved into ninth place in all-time touchdown passes (42) and fifth place in all-time passing yards (6,436)...Started season opener against Bethune-Cookman (Sept. 5) and tossed for 173 yards, two touchdowns and zero interceptions...Had five-yard TD pass in first quarter and 17-yard TD in second quarter vs. Wildcats...Finished 21-for-32 with 287 passing yards and 1 TD in start vs. FAU (Sept. 11)...Threw for 379 yards in start vs. Nebraska (Sept. 19)...Tossed two touchdowns and one INT with long pass of 52 yards vs. Cornhuskers...Pick was first of season and snapped streak of 110 attempts with no interceptions...10-yard TD pass in first quarter vs. Nebraska extended streak to 16 straight games with at least one TD pass...Tossed for 255 yards on 24-for-39 passing in start at Cincinnati (Oct. 1), marking first game of career without TD pass...Compiled just the 11th 400-yard passing game by a UM quarterback since 1980 in start at Florida State (Oct. 10), setting career marks in completions (29), attempts (49) and passing yards (405)...Threw for three touchdowns and no interceptions against the Seminoles...405 yards was most by UM quarterback vs. FSU since at least 1980...Went 19-for-30 for 296 yards in start vs. Virginia Tech (Oct. 17), tossing two TDs and no interceptions...Started 6-for-10 for 51 yards in start vs. Clemson (Oct. 24) before being removed due to injury...Missed start at Duke (Oct. 31)...Returned to start vs. Virginia (Nov. 7) and delivered 20-for-26, 286-yard, two-touchdown performance...Had season-long 67-yard touchdown strike in victory over Cavaliers...Had 326 passing yards and one touchdown in start at North Carolina (Nov. 14)...Tossed for 300 yards, one touchdown and zero interceptions in win over Georgia Tech (Nov. 21)...Threw for 261 yards and one TD in regular season finale win over Pittsburgh (Nov. 27)...Threw for 219 yards and one touchdown in the Hyundai Sun Bowl (Dec. 26) against Washington State.

2014 (True Freshman): Named starting quarterback during fall training camp and delivered sparkling first season as true freshman... Named ACC Rookie of the Year and Offensive Rookie of the Year by both ASCMA and Coaches...Totaled 2,962 passing yards on 202-for-345 passing with 25 touchdowns compared to just 11 interceptions in regular season...Had stretch of 90 consecutive pass attempts without INT...Threw at least one touchdown in every game...Threw for 179 yards and one touchdown against Louisville, completing 17 of 29 pass attempts...Tossed two touchdowns against FAMU, totaling 177 passing yards...Connected on 32-yard touchdown pass against Rattlers...Had breakout day against Arkansas State, setting UM true freshman record with 342 passing yards...Tossed four touchdowns against Red Wolves, including two of 63 yards each...Broke own true freshman record with 359 passing yards at Nebraska, including three touchdown passes to three different players...Finished 20-for-34 for 223 yards including two touchdowns in win over Duke...Totaled 245 yards against Georgia Tech, finishing 16-for-25 with one touchdown...Finished 17-for-24 for 286 yards with three touchdowns and zero interceptions in start against Cincinnati...Completed career-long 79-yard touchdown pass in win over Bearcats...Tossed for 189 yards and three touchdowns with zero interceptions in win over North Carolina...Had third 300-yard game of career against Florida State, finishing with 304 yards and two touchdowns...Totaled 263 yards on 20-for-33 passing, including 47-yard touchdown pass... Had 296 passing yards and two touchdown passes in start against Pittsburgh, including 51-yard touchdown connection.

High School: Played in Semper Fidelis All-American Bowl... Invited to "The Opening," an all-star summer prospect camp...

Named *Los Angeles Daily News* All-Area Player of the Year...Was 23-3 as starter at Chaminade...Threw for school-record 3,855 yards and 27 TDs as senior...Finished career with 5,730 yards and 40 TDs in two seasons...Led Chaminade to California Division II State Championship in 2013.

KAAYA CAREER STATISTICS

PASSING

YEAR	GP-GS	COMP	ATT	YDS	PCT	TD	INT	LG
2016	12-12	237	387	3,250	61.2	23	7	77T
2015	12-12	238	389	3,238	61.2	16	5	67T
2014	13-13	221	378	3,198	58.5	26	12	79T
Career	37-37	696	1,154	9,686	60.3	65	24	79T



20

ROBERT KNOWLES

DB • 6-1 • 195 • R-Fr.
Miami, Fla. (Miami Edison)

2016 (Redshirt Freshman): Served as one of Miami's top contributors on special teams...Finished with six tackles (five solo) and played in all 12 games...Saw action in season opener against Florida A&M (Sept. 3) and totaled two tackles...Added one solo tackle in action vs. FAU (Sept. 10)...Saw action in road win at Appalachian State (Sept. 17)...Competed against Georgia Tech (Oct. 1) and Florida State (Oct. 8), mostly on special teams...Had one tackle against North Carolina (Oct. 15)...Saw action against Virginia Tech (Oct. 20) and at Notre Dame (Oct. 29)...Had one solo tackle against Pittsburgh (Nov. 5)...Saw action in win at Virginia (Nov. 12)...Added one solo tackle in win at NC State (Nov. 19)...Saw action in regular season finale win over Duke (Nov. 26).

2015 (True Freshman): Did not see any game action, redshirted to retain eligibility.

High School: Earned a four-star rating by ESPN...Received a three-star ranking by Rivals and 247Sports...Rated one of the top 25 prospects in Miami-Dade by the *Miami Herald*...Finished his senior season with 44 tackles, three interceptions, seven pass break ups, three forced fumbles and three fumble recoveries.

KNOWLES CAREER STATISTICS

DEFENSE

YEAR	GP-GS	UT	AT	TT	TFL/Y	SACK	FF/FR	PBU	INT-Y
2016	12-0	5	1	6	0.0-0	0.0-0	0/0	0	0-0



81

DARRELL LANGHAM

WR • 6-4 • 230 • R-So.
Lantana, Fla. (Santaluces)


2016 (Redshirt Sophomore): Member of practice squad.

2015 (Redshirt Freshman): Member of practice squad.

2014 (True Freshman): Did not see any game action, redshirted to retain eligibility.

High School: Caught 35 passes for 457 yards and seven TDs senior year for Santaluces Community...Coached by Daryl

Drinkwater...Chose Miami over Florida State.



34 ZACKARY LAWLER

FB • 5-10 • 225 • So.
Denver, Colo. (Pomona / Los Angeles Valley College)

2016 (Sophomore): Did not see any game action, member of practice squad.

Prior to Miami: Started at fullback during the 2015 season at Los Angeles Valley College...Helped his team to a 9-2 record and a trip to the Golden State Bowl.

High School: Played one season at Pomona High School where he played fullback...Started his senior year...Also played lacrosse where he was a two-time all-conference honoree.



9 MALCOLM LEWIS

WR • 5-10 • 190 • R-Sr.
Miramar, Fla. (Miramar)

2016 (Redshirt Senior): Played in all 12 games and started three...Totalled 192 yards on 14 receptions in final season...Averaged 13.7 yards per catch and had long reception of 44 yards...Saw action in season opener against Florida A&M (Sept. 3) and caught one 11-yard pass...Had one 11-yard catch in action vs. FAU (Sept. 10)...Saw action in road win at Appalachian State (Sept. 17)...Played in road win at Georgia Tech (Oct. 1)...Competed against Florida State (Oct. 8)...Totalled 60 yards on four kickoffs against North Carolina (Oct. 15)...Recorded two catches for 25 yards at Virginia Tech (Oct. 20)...Had two catches for 22 yards at Notre Dame (Oct. 29)...Totalled 56 yards on three kickoff returns against Fighting Irish...Made first start of season and caught two passes totaling 50 yards in win at Virginia (Nov. 12)...44-yard reception in second quarter vs. Cavaliers was season-long catch...Made second straight start at receiver in win at NC State (Nov. 19) and caught two passes for 18 yards...Started final regular season game of career in win over Duke (Nov. 26) and totaled 33 yards on two receptions.

2015 (Redshirt Junior): Played in nine games and started one...Finished with 47 yards on five receptions...Caught 17-yard pass in season opener vs. Bethune-Cookman (Sept. 5)...Made first start of season vs. FAU (Sept. 11) and hauled in four passes for 30 yards, including long of 11 yards...Saw action vs. Nebraska (Sept. 19), did not record any stats...Played against Cincinnati (Oct. 1).

2014 (Redshirt Sophomore): Saw action in all 13 games, including seven starts...Totalled 248 yards on 25 catches with one touchdown...Started in season opener at Louisville...Recorded first two catches of season against FAMU, totaling 25 yards with long of 16...Caught three passes in start against Arkansas State, totaling 11 yards...Set career high with five catches against Nebraska, including second touchdown of career...Totalled 40 yards against Cornhuskers...Hauled in four passes for 28 yards against Duke...Had two catches for 30 yards against Georgia Tech, including long of 24...Had one catch for six yards against Cincinnati...Had one reception against Florida State...Totalled 15 yards on two receptions against Virginia...Recorded 33 yards on two catches vs. Pitt.

2013 (Redshirt Freshman): Played in 10 games at receiver, making two starts...Also saw action on special teams...Finished with seven catches for 71 yards...Made season debut in opening win over FAU, did not record any stats...Was first game since season-ending ankle injury in September 2012 at Georgia Tech...Had one reception for nine yards in rout over Savannah State...Added one catch for seven yards in road win at UNC...Had two catches for 18 yards in home win over Wake Forest...Recorded two catches for season-high 27 yards in road loss at Duke.

2012 (True Freshman): Played four games at receiver, making one start...Season ended after dislocating left ankle at Georgia Tech...Caught four passes for season-high 42 yards and TD in season-opening road win at Boston College...Made career-first start against Bethune-Cookman.

High School: Four-star recruit according to Rivals and ESPN...No. 18 wide receiver prospect and No. 29 overall recruit in Florida according to ESPN...Rated as No. 29 wide receiver prospect and No. 32 overall recruit in Florida by Rivals while being compared to Arizona Cardinals' Steve Breaston...Had 48 catches for 716 yards and seven touchdowns in 2011...Collected 1,010 all-purpose yards...Named first-team All-Broward.

LEWIS CAREER STATISTICS

RECEIVING

YEAR	GP-GS	REC	YDS	AVG	TD	LG
2016	12-3	14	192	13.7	0	44
2015	9-1	5	47	9.4	0	17
2014	13-7	25	248	9.9	1	48
2013	11-2	7	71	10.1	0	25
2012	4-1	8	73	9.1	1	18
Career	49-14	59	631	10.7	2	48



68 NICK LINDER

OL • 6-3 • 305 • Jr.
Ft. Lauderdale, Fla. (St. Thomas Aquinas)

2016 (Junior): Served as team's starting center for first nine games before suffering season-ending injury...Started season opener against Florida A&M (Sept. 3) at center, helping lead offense to 373 rushing yards and 523 total yards...Made second straight start of season at center against FAU (Sept. 10) and helped lead offense to 470-yard performance, including 279 rushing yards...Started at center in road win at Appalachian State (Sept. 17), guiding offense to 549 total yards...Made fourth straight start of season at center in road win at Georgia Tech (Oct. 1)...Started at center against Florida State (Oct. 8)...Started at center and helped lead Miami to 363 yards against North Carolina (Oct. 15)...Made seventh start of season at center at Virginia Tech (Oct. 20)...Started at center at Notre Dame (Oct. 29)...Helped lead offense to 534-yard performance in win over Pittsburgh with start at center (Nov. 5).

2015 (Sophomore): One of four players to start all 13 games...Helped lead team to No. 29 national ranking in passing offense (27.4 yards)...Offensive line was eighth nationally in fewest tackles for loss allowed (4.31 average)...Team tied for third-fewest sacks allowed of any team in ACC (15)...Miami's offense scored an average of 27.8 points per game...Helped the Hurricanes surpass 400 yards of total offense in six games and two games with over 500 yards of total offense.

2014 (True Freshman): Saw action in six games, including

four starts at left guard...Made career debut against FAMU...Saw time on offensive line against Duke, helping lead way to 426-yard performance...Made first start of career at left guard against Georgia Tech...Started at left guard against Cincinnati, helping offense finish with 621 total yards...Helped guide offense to 456-yard performance in road win over Virginia Tech, making third straight start at left guard...Started at left guard against North Carolina, paving way for 494 total yards and 295 rushing yards.

High School: Participated in Under Armour All-American Game ... First-team Class 7A All-State selection ... Named first-team All-Broward by *Miami Herald* and *Sun-Sentinel*...Brother of former Miami Hurricanes offensive lineman Brandon Linder... Posted 4.0 GPA at St. Thomas Aquinas HS.



75 BRENDAN LOFTUS

OL • 6-7 • 300 • R-Fr.
Tallahassee, Fla. (Godby)

2016 (Redshirt Freshman): Served as member of practice squad.

2015 (True Freshman): Did not see any game action, redshirted to retain eligibility.

High School: Received a three-star rating from ESPN and 247Sports...Tabbed as a *Tallahassee Democrat* All-Big Bend selection...Helped Godby to a berth in the state championship game despite playing the final three games of the season with a broken foot...Chose Miami over offers from East Carolina and Cincinnati.



62 HAYDEN MAHONEY

OL • 6-5 • 295 • R-Fr.
Malvern, Pa. (Malvern Prep)

2016 (Redshirt Freshman): Served as member of practice squad.

2015 (True Freshman): Did not see any game action, redshirted to retain eligibility.

High School: Earned a three-star ranking from Rivals, Scout and 247Sports.com... Ranked as the No. 2 offensive tackle in the state of Pennsylvania by Scout.com... Selected to the US National Under-19 football team... Chose Miami over Boston College and Northwestern.



90 TYREIC MARTIN

DL • 6-3 • 280 • Fr.
Lanett, Ala. (Valley)

2016 (True Freshman): Did not see any game action, redshirted to retain eligibility.

High School: Rated three-star recruit and 51st-best strong-

side defensive end by 247Sports...Earned three-star ranking from ESPN and Rivals...Rated as 28th-best player in state of Alabama... Finished prep career with 79 total tackles and 12 sacks...Chose Miami over scholarship offers from Missouri, South Carolina, Louisville and Kentucky.



27 RYAN MAYES

DB • 6-1 • 195 • R-So.
Miami, Fla. (Miami Northwestern)

2016 (Redshirt Sophomore): Played in 10 games and finished with three tackles...Saw action in season opener against Florida A&M (Sept. 3) and recovered blocked punt...Saw action against FAU (Sept. 10)...Made one tackle in action at Appalachian State (Sept. 17)...Recorded one tackle at Virginia Tech (Oct. 20)...Had one tackle at Notre Dame (Oct. 29)...Saw action against Pittsburgh (Nov. 5) and at Virginia (Nov. 12)...Competed in regular season finale win over Duke (Nov. 26).

2015 (Redshirt Freshman): Saw action largely on special teams.

2014 (True Freshman): Did not see any game action, redshirted to retain eligibility.

High School: Enrolled in January 2014 ... Recorded 25 tackles, 2.0 tackles for loss, one interception, two fumble recoveries, three PBUs as senior for Northwestern ... Also added TD and blocked extra point ... Coached by Stephen Field at Miami Northwestern.



31 MALIK MAYWEATHER

WR • 6-0 • 185 • R-So.
Olive Branch, Miss. (Olive Branch / East Mississippi CC)

2016 (Redshirt Sophomore): Saw action in season opener against Florida A&M (Sept. 3)...Served on practice squad.

High School: Rated top-5 player in Mississippi by National Underclassmen and best receiver in state...Named to Commerical Appeal "Best of Preps"...First-team all-district, first-team All-Region 6A as senior...Recorded 781 yards and five TDs on 41 catches during senior season...Led Olive Branch HS to 2011 Class 6A Mississippi State Championship and 15-0 record...Coached by Scott Samsuel...Was all-region performer in baseball as sophomore...Hit over .500 in 2012 Mississippi 6A State playoffs.



53 ZACH MC CLOUD

LB • 6-2 • 230 • Fr.
Lantana, Fla. (Santaluces)

2016 (True Freshman): Started 11 of 12 games at linebacker in true freshman season and finished with 31 tackles...Added 2.5 tackles for loss (two yards) and one pass breakup...Started season

opener and made career debut against Florida A&M (Sept. 3), recording one solo tackle...Totalled three tackles (all solo) and first career TFL (one yard) against FAU (Sept. 10)...Made second start of career and recorded three tackles in road win at Appalachian State (Sept. 17)...Started against Georgia Tech (Oct. 1)...Totalled three tackles in start against Florida State (Oct. 8)...Started and recorded two solo tackles against North Carolina (Oct. 15)...Registered then-career best five tackles in start at Virginia Tech (Oct. 20)...Recorded first quarterback hurry of career against Hokies...Had one solo tackle and credited with first blocked punt of career in start at Notre Dame (Oct. 29)...Started and totalled three tackles (one solo), 0.5 TFLs and one PBU in win over Pittsburgh (Nov. 5)...Credited with three quarterback hurries against Panthers...Started and had one tackle in win at Virginia (Nov. 12)...Totalled three tackles (one solo) in start at NC State (Nov. 19)...Started and recorded career-high six tackles (two solo) in regular season finale win over Duke (Nov. 26).

High School: Four-star outside linebacker according to ESPN and 247Sports...Three-star prospect by Rivals and Scout...Enrolled in January 2016...Ranked No. 172 player on ESPN300 and No. 11 outside linebacker nationwide by ESPN...Ranked No. 19 outside linebacker in nation by 247Sports...Rated as second-best outside linebacker in state of Florida and No. 26 outside linebacker nationwide by Scout...Named to watch list for high school Butkus Award prior to final season at Santaluces...Earned first-team *Sun Sentinel* All-County recognition in final year...Chose Miami over offers from Auburn, Alabama, Florida, Florida State, Georgia, Louisville, North Carolina and South Carolina, among others.

McCLOUD CAREER STATISTICS

DEFENSE

YEAR	GP-GS	UT	AT	TT	TFL/Y	SACK	FF/FR	PBU	INT-Y
2016	12-11	17	14	31	2.5-2	0.0-0	0/0	1	0-0



23

TERRY McCRAY

LB • 6-3 • 230 • R-Soph.
Pompano Beach, Fla. (Blanche Ely)

2016 (Redshirt Sophomore): Saw action in four games...Totalled four tackles (three solo)...Served on practice squad.

2015 (Redshirt Freshman): Totalled five tackles in two games...Made career debut in season opener vs. Bethune-Cookman and tied for second on team with four total tackles (two solo).

2014 (True Freshman): Did not see any game action, redshirted to retain eligibility.

High School: First-team All-Broward as senior by *Miami Herald*...Third-team All-Broward as junior...Second-team Class 7A All-State selection.

McCRAy CAREER STATISTICS

DEFENSE

YEAR	GP-GS	UTAT	TT	TFL/Y	SACK	FF/FR	PBU	INT-Y
2016	4-0	3 1	4	0.0-0	0.0-0	0/0	0	0-0
2015	2-0	3 2	5	0.0-0	0.0-0	0/0	0	0-0
Career	6-0	6 3	9	0.0-0	0.0-0	0/0	0	0-0



52

KC McDERMOTT

OL • 6-7 • 308 • Jr.
Wellington, Fla. (Palm Beach Central)

2016 (Junior): Served as one of Miami's top offensive linemen...Started first nine games of season at left guard before moving outside to start final three at left tackle...Started season opener against Florida A&M (Sept. 3) at left guard, helping lead offense to 373 rushing yards and 523 total yards of offense...Made second straight start of season at left guard against FAU (Sept. 10) and helped lead offense to 470-yard performance, including 279 rushing yards...Started at left guard in road win at Appalachian State (Sept. 17), guiding offense to 549 total yards...Made fourth straight start of season at left guard in road win at Georgia Tech (Oct. 1)...Started at left guard against Florida State (Oct. 8)...Started at left guard and helped lead Miami to 363 yards against North Carolina (Oct. 15)...Made seventh start of season at left guard at Virginia Tech (Oct. 20)...Started at left guard at Notre Dame (Oct. 29)...Helped lead offense to 534-yard performance in win over Pittsburgh with start at left guard (Nov. 5)...Made first start at left tackle of career in win at Virginia (Nov. 12), helping lead offense to 450-yard performance, including 222 rushing yards...Made second straight start at left tackle in win at NC State (Nov. 19), guiding Miami to 415 total yards of offense...Started third straight game at left tackle in regular season finale win over Duke (Nov. 26), helping lead offense to 568-yard performance.

2015 (Sophomore): Started final eight games of season - six at left guard and two at right tackle...Helped lead team to No. 29 national ranking in passing offense (277.4 yards)...Offensive line was eighth nationally in fewest tackles for loss allowed (4.31 average)...Team tied for third-fewest sacks allowed of any team in ACC (15)...Miami's offense scored an average of 27.8 points per game...Helped the Hurricanes surpass 400 yards of total offense in six games and two games with over 500 yards of total offense.

2014 (True Freshman): Enrolled in January 2014...Participated in spring drills...Made career debut against FAMU...Saw action against Arkansas State...Played against Nebraska, mainly on special teams.

High School: 2014 All-American selection by 247Sports...Younger brother of Tyler McDermott (Colorado State) and Shane McDermott (Miami)...Invited to "The Opening," all-star summer prospect camp...2014 Under Armour All-American Game selection...Coached by Rod Harris...Chose Miami over offers from Notre Dame, Alabama, Florida State, Florida, Ohio State, Auburn, Michigan, Michigan State, Wisconsin and Oklahoma.



80

R.J. McINTOSH

DL • 6-4 • 290 • So.
Ft. Lauderdale, Fla. (Cardinal Gibbons)

2016 (Sophomore): Started all 12 games as one of Miami's top interior linemen...Finished with 42 tackles (24 solo) and 8.5 tackles for loss (30 yards)... Made first career start in season opener against Florida A&M (Sept. 3) and led all players with career-best eight total tackles (six solo)...Added 2.0 TFLs against Rattlers...Made three tackles (two solo) and added 1.5 TFLs in start

vs. FAU (Sept. 10)...Blocked Owls' first punt attempt of game on opening drive...Started against Appalachian State (Sept. 17) and totaled three tackles...Had one tackle and 0.5 TFLs in start against Georgia Tech (Oct. 1)...Totalled four tackles (two solo) and one PBU in start against Florida State (Oct. 8)...Started and registered six tackles (three solo) against North Carolina (Oct. 15)...Totalled three tackles and one sack in start at Virginia Tech (Oct. 20)...Recorded five solo tackles in start at Notre Dame (Oct. 29)...Started and had two tackles and 1.5 TFLs (seven yards) in win over Pittsburgh (Nov. 5)...Totalled two tackles and 0.5 TFLs in start at Virginia (Nov. 12)...Recorded a pair of solo tackles in win at NC State (Nov. 19)...Started and totaled three tackles (one solo) in regular season finale win over Duke (Nov. 26).

2015 (True Freshman): Saw action in five games and totaled three tackles...Also had 0.5 TFLs...Had two solo tackles in career debut vs. Bethune-Cookman (Sept. 5).

High School: Received a three-star ranking from Rivals, Scout and 247Sports...Earned First Team All-County honors from the *Sun-Sentinel* as a senior...Tabbed as the seventh-best defensive end in the state of Florida...Ranked as the nation's 40th-best defensive end...He took snaps at quarterback and also played on the basketball team for the Chiefs... Tallied 70 tackles, 12 sacks, two forced fumbles and a fumble recovery... Chose Miami over offers from Clemson, Florida and Georgia Tech.

McINTOSH CAREER STATISTICS

DEFENSE

YEAR	GP-GS	UT	AT	TT	TFL/Y	SACK	FF/FR	PBU	INT-Y
2016	12-12	24	18	42	8.5-30	2.0-7	0/0	2	0-0
2015	5-0	2	2	4	1.0-2	0.5-2	0/0	0	0-0
Career	17-12	26	20	46	9.5-32	2.5-9	0/0	2	0-0



79 BAR MILO

OL • 6-6 • 300 • R-Fr.
West Hills, Calif. (Chaminade Prep)

2016 (Redshirt Freshman): Saw limited action as reserve offensive lineman...Member of practice squad.

2015 (True Freshman): Did not see any game action, redshirted to retain eligibility...Member of practice squad.

High School: Consensus four-star recruit by 247Sports, Rivals, Scout and ESPN...Teammate of Miami starting quarterback Brad Kaaya in high school... Rated as the fifth-best offensive lineman in the state of California by Scout...Recognized as an ESPN300 prospect...Earned Fox Sports West All-Conference honors the CIF-South Section following his senior season...Was a key member of Chaminade's CIF state championship squad in 2013 as a junior... Played on both the offensive and defensive side of the ball... Also played on Chaminade's basketball team...Chose Miami over Arizona State, California, Nebraska and Washington.



95 ANTHONY MOTEN

DL • 6-4 • 315 • Jr.
Ft. Lauderdale, Fla. (St. Thomas Aquinas)

2016 (Junior): Saw action in 10 games and totaled four tackles (two solo)...Made season debut in road win at Appalachian State (Sept. 17)...Totalled one tackle and 0.5 TFLs (1 yard) in win over Mountaineers...Saw action against Georgia Tech (Oct. 1) and Florida State (Oct. 8)...Had one tackle against North Carolina (Oct. 15)...Saw action against Virginia Tech (Oct. 20) and at Notre Dame (Oct. 29)...Had one tackle against Pittsburgh (Nov. 5)...Added one tackle in win at Virginia (Nov. 12)...Saw action at NC State (Nov. 19) and in regular season finale win over Duke (Nov. 26).

2015 (Sophomore): Saw action in 12 games and made four starts...Totalled 15 tackles (five solo) and 2.0 TFLs...Had 1.5 sacks and credited with two quarterback hurries...Made first start of career at FAU (Sept. 11)...Recorded two solo tackles and first sack of career (two yards) vs. Nebraska (Sept. 19)...Totalled three tackles and 0.5 TFLs in start at Cincinnati (Oct. 1)...Saw action in the Hyundai Sun Bowl (Dec. 26) against Washington State.

2014 (True Freshman): Saw action in 10 games and totaled two tackles...Made career debut against FAMU, did not record any stats...Had first career tackle against Duke...Added one tackle against Cincinnati...Saw action against North Carolina.

High School: Invited to "The Opening," an all-star summer prospect camp...Played in Semper Fidelis All-American Bowl... Third-team Class 7A All-State...Named first-team All-Broward by *Miami Herald*...Tallied 40 tackles, 12 tackles for loss and six sacks as senior...Coached by Rocco Casullo at St. Thomas Aquinas... Compiled 30 tackles and four sacks as junior.

MOTEN CAREER STATISTICS

DEFENSE

YEAR	GP-GS	UT	AT	TT	TFL/Y	SACK	FF/FR	PBU	INT-Y
2016	10-0	2	2	4	0.0-0	0.0-0	0/0	0	0-0
2015	12-4	5	10	15	2.0-7	1.5-4	0/0	0	0-0
2014	10-0	1	1	2	0.0-0	0.0-0	0/0	0	0-0
Career	32-4	8	13	21	2.5-8	1.5-4	0/0	0	0-0



84 DIONTE MULLINS

WR • 5-10 • 180 • Fr.
Homestead, Fla. (Gulliver Prep)

2016 (True Freshman): Saw action in three games in first season...Member of practice squad.

High School: Rated as a four-star prospect by ESPN, 247Sports and Rivals...Ranked as the 11th-best wide receiver, the 19th-best player in the state of Florida and ranked No. 92 in the ESPN300 ratings... Competed in the 2016 Under Armour All-America Bowl and hauled in a highlight reel catch for a 24-yard touchdown... Helped guide Gulliver Prep to the FHSAA 4A State Playoffs... Finished his prep career with over 1,000 yards receiving and 11 receiving touchdowns...Chose Miami over scholarship offers from

Alabama, Auburn and Clemson.



61 JACOB MUNOZ

OL • 5-11 • 210 • Fr.
Atlanta, Ga. (Mount Vernon)

2016 (True Freshman): Did not see any game action, member of practice squad.

High School: Three-year varsity letterwinner...Played safety and corner...Helped his team to three straight state playoff appearances...Played with nine players that were offered Division I scholarships.



32 TYLER MURPHY

DB • 5-8 • 180 • R-Fr.
Lawrenceville, Ga. (Peachtree Ridge)

2016 (Redshirt Freshman): Did not see any game action, member of practice squad.

2015 (True Freshman): Did not see any game action, redshirted to retain eligibility.

High School: Three-year varsity letterwinner...Played safety and corner...Helped his team to three straight state playoff appearances...Played with nine players that were offered Division I scholarships.



86 DAVID NJOKU

TE • 6-4 • 245 • R-So.
Cedar Grove, N.J. (Cedar Grove)

2016 ALL-ACC HONORABLE MENTION (ASCMA)

2016 (Redshirt Sophomore): Served as team's top pass-catching tight end...Started four of 12 games and finished with 654 receiving yards on 38 receptions...Earned All-ACC Honorable Mention recognition...Seven touchdown receptions were second-most on UM...Catches (38) and receiving yards (654) were third-most...Started season opener against Florida A&M (Sept. 3) and hauled in two passes for 15 yards...Caught two passes totaling 49 yards against FAU (Sept. 10)...Recorded long reception of 46 yards against Owls...Caught three passes totaling 69 yards with one touchdown in road win over Appalachian State (Sept. 17)...Had nine-yard touchdown in first quarter and added 54-yard reception in third quarter...Started against Georgia Tech (Oct. 1)...Recorded three catches in start against Florida State (Oct. 8)...Totalled 82 yards on four receptions against North Carolina (Oct. 15), including long reception of 33 yards...Registered 69 yards against Virginia Tech (Oct. 20)...Caught three passes, including long catch of 48, against Hokies...Four-catch, 41-yard performance at Notre Dame

(Oct. 29) included athletic touchdown catch of two yards...Had first multi-touchdown performance of career in win over Pittsburgh (Nov. 5)...Caught career-best six passes totaling 86 yards against Panthers, including touchdown catches of 12 and five yards...Recorded touchdown in third straight game in win at Virginia (Nov. 12)...Caught three passes for 16 yards against Cavaliers, including 7-yard TD...Tied career-high mark with six catches and totaled 72 yards in start at NC State (Nov. 19)...Both receptions in regular season finale win over Duke (Nov. 26) went for long touchdowns: career-long 76-yard touchdown in third quarter and 58-yard touchdown in fourth...Totalled career-high 134 yards on two receptions.

2015 (Redshirt Freshman): Saw action in all 13 games with four starts as team's top tight end target...Caught 21 passes for 362 yards...His 17.2 yards-per-catch average was tops on team...Had one touchdown and averaged 30.1 yards per game...Made career debut vs. Bethune-Cookman (Sept. 5)...Saw action at FAU (Sept. 11)...Caught first two passes of career in action vs. Nebraska (Sept. 19), including long catch of 13 yards...Lone catch at Cincinnati (Oct. 1) was 40-yard reception...Had two catches for 33 yards at Florida State (Oct. 10)...Had three catches for 50 yards vs. Virginia Tech (Oct. 17)...Made first start of career vs. Clemson (Oct. 24)...Caught two passes for 29 yards, including long of 26, at Duke (Oct. 31)...Caught first touchdown of career in start vs. Virginia (Nov. 7) on five-yard reception to open game's scoring...Added career-long 58-yard catch against Cavaliers...Had one 32-yard catch in first career start at North Carolina (Nov. 14)...Totalled 52 yards on two receptions, including 33-yard catch, against Georgia Tech (Nov. 21)...Had career-high five receptions in regular season finale at Pittsburgh (Nov. 27)...Totalled 39 yards against Panthers.

2014 (True Freshman): Did not see any game action, redshirted to retain eligibility.

High School: Caught 40 passes for 981 yards and 11 TDs as senior in 2013...Finished career with 76 receptions for 1,794 yards and 19 TDs...Added 334 rushing yards and six TDs on 39 carries...Second-team all-state selection in New Jersey...Chose Miami over offers from Ohio State, Boston College, UConn, Temple and Rutgers...Won national championship in boys high jump at 2014 New Balance Nationals Outdoor.

NJOKU CAREER STATISTICS

RECEIVING

YEAR	GP-GS	REC	YDS	AVG	TD	LG
2016	12-4	38	654	17.2	7	76T
2015	13-4	21	362	17.2	1	58
Career	25-8	49	1,016	17.2	8	76T



7 KENDRICK NORTON

DL • 6-3 • 305 • So.
Jacksonville, Fla. (Trinity Christian)

2016 (Sophomore): Started all 12 games as one of Miami's top interior linemen...Finished with 37 tackles (20 solo) and 10.0 tackles for loss (24 yards)...Added 2.0 sacks (seven yards) and one forced fumble...Made first career start in season opener against Florida A&M (Sept. 3) and totaled three tackles...Recorded 1.5 TFLs against Rattlers totaling three yards...Had two solo tackles and 1.0 TFL in start vs. FAU (Sept. 10)...Had five-tackle performance in start at Appalachian State (Sept. 17)...Added 2.0 TFLs (6 yards) against

Mountaineers...Started and totaled two tackles in win at Georgia Tech (Oct. 1)...Totalled three tackles (all solo), 1.0 TFL and one quarterback hurry in start against Florida State (Oct. 8)...Recorded three tackles in start against North Carolina (Oct. 15)...Started and delivered dominant performance against Virginia Tech, totaling career-high six tackles (four solo), 2.0 TFLs (two yards) and one sack...Started at Notre Dame (Oct. 29) and totaled two tackles...Totalled five tackles (two solo), 1.0 TFL (four yards) and one forced fumble in dominant start against Pittsburgh (Nov. 5)...Started and had one tackle and 0.5 TFL (one yard) in win at Virginia (Nov. 12)...Started at NC State (Nov. 19)...Started regular season finale win over Duke (Nov. 26) and finished with four tackles (one solo) and six-yard sack.

2015 (True Freshman): Saw action in 12 games in first season and totaled 19 tackles...Made career debut in season opener vs. Bethune-Cookman (Sept. 5) and totaled one tackle - a seven-yard sack...Added two tackles (one solo) in action vs. FAU (Sept. 11)...Had one tackle vs. Nebraska (Sept. 19)...Recorded two tackles (one solo) at Cincinnati (Oct. 1)...Saw action at Florida State (Oct. 10)...Had two total tackles against Virginia Tech (Oct. 17)...Had two tackles and 0.5 TFLs vs. Clemson (Oct. 24)...Played vs. Duke (Oct. 31)...Added one solo tackle against Virginia (Nov. 7)...Set career high with three solo tackles at North Carolina (Nov. 14)...Recorded two tackles in home finale vs. Georgia Tech (Nov. 21)...Had two tackles in regular season finale at Pittsburgh (Nov. 27)...Tallied one tackle in the Hyundai Sun Bowl (Dec. 26) against Washington State.

High School: Ranked as four-star defensive tackle prospect by ESPN...Three-star ranking from 247Sports, Rivals and Scout...2015 Under Armour All-American Game selection...Ranked No. 168 on 2015 ESPN300 and No. 31 player in state of Florida...Rated by Rivals as No. 26 defensive tackle and No. 33 player in state of Florida regardless of position...Named to Class 3A All-State football team...Recruited to play defensive tackle, but played both sides of line with Conquerors...Chose Miami over Ole Miss, Auburn, North Carolina and Florida.

NORTON CAREER STATISTICS

DEFENSE

YEAR	GP-GS	UT	AT	TT	TFL/Y	SACK	FF/FR	PBU	INT-Y
2016	12-12	20	17	37	10.0-24	2.0-7	1/0	0	0-0
2015	12-0	10	9	18	1.5-8	1.0-7	0/0	0	0-0
Career	24-12	30	26	56	11.5-32	3.0-14	1/0	0	0 - 0



66

SUNNY ODOGWU

OL • 6-8 • 325 • R-Jr.
Ezeagu, Nigeria (Hargrave Military)

2016 (Redshirt Junior): Started first five games at right tackle before suffering injury that ended his regular season...Started season opener against Florida A&M (Sept. 3) at right tackle, helping lead offense to 373 rushing yards and 523 total yards...Made second straight start of season at right tackle against FAU (Sept. 10) and helped lead offense to 470-yard performance, including 279 rushing yards...Started at right tackle in road win at Appalachian State (Sept. 17), guiding offense to 549 total yards...Made fourth straight start of season at right tackle in road win at Georgia Tech (Oct. 1)...Started at right tackle against Florida State (Oct. 8).

2015 (Redshirt Sophomore): Started nine of 12 games at right tackle...Made first career start in season opener and started first five games of season...Offensive line was eighth nationally in fewest sacks allowed of any team in ACC (15)...Miami's offense scored an average of 27.8 points per game...Helped the Hurricanes surpass 400 yards of total offense in six games and two games with over 500 yards of total offense...Recovered a fumble in the end zone at Duke (Oct. 31) to record his first career touchdown.

2014 (Redshirt Freshman): Saw action largely on special teams.

2013 (True Freshman): Did not see any game action...Redshirted to retain eligibility.

High School: Enrolled at Miami in January 2013...Listed as three-star OT by ESPN, 247Sports and Scout...Massive 6-foot-8 tackle came to United States at age 16 and played basketball at Hargrave Military Academy in Chatham, Va....Native of Nigeria.



58

DARRION OWENS

LB • 6-3 • 245 • R-So.
Orange Park, Fla. (Oakleaf)

2016 (Junior): Made return to field after injury-shortened 2015 season and played in 11 games...Totalled 15 tackles (eight solo) and 1.5 tackles for loss...Added one fumble recovery and one PBU...Saw action against FAU (Sept. 10) and totaled two solo tackles...Saw action in road win at Appalachian State (Sept. 17)...Saw action against Georgia Tech (Oct. 1)...Recorded two solo tackles against Florida State (Oct. 8)...Had one tackle against North Carolina (Oct. 15)...Totalled three tackles and 1.5 TFLs against Virginia Tech (Oct. 20)...Had three tackles (two solo) at Notre Dame (Oct. 29)...Added two tackles and one PBU against Pittsburgh (Nov. 5)...Recorded first fumble recovery of career in win at Virginia (Nov. 12)...Had one tackle in win at NC State (Nov. 19)...Added one solo tackle in regular season finale win over Duke (Nov. 26).

2015 (Sophomore): Projected starter who suffered season-ending knee injury in second week of season...Made first start of career in season opener vs. Bethune-Cookman (Sept. 5) and registered two solo tackles and first career TFL (1.0)...Registered two tackles at FAU (Sept. 11) before being removed in first quarter with season-ending knee injury.


2014 (True Freshman): Served as one of team's main linebackers in first season, seeing action in 12 games and totaling 23 tackles...Made career debut in season opener at Louisville, did not record any stats...Saw action against FAMU...Played against Arkansas State...Collected first career tackles against Nebraska, totaling team-high seven takedowns...Added two tackles against Duke...Saw action against Georgia Tech...Played against Virginia Tech...Added two tackles against North Carolina...Had one tackle against Florida State...Saw action against Virginia...Had two tackles in action against Pittsburgh.

High School: Enrolled in January 2014...Semper Fidelis All-American...Second-team All-First Coast selection as junior and senior...Recorded 101 tackles, six PBUs, two interceptions and two forced fumbles as junior in 2012...Added 89 tackles, two interceptions and blocked kick as senior in 2013...Coached by Derrick Chipoletti at Oakleaf...Chose Miami over Auburn and Georgia.

OWENS CAREER STATISTICS

DEFENSE

YEAR	GP-GS	UT	AT	TT	TFL/Y	SACK	FF/FR	PBU	INT-Y
2016	11-0	8	7	15	1.5-1	0.0-0	0/0	1	0-0
2015	2-1	2	2	4	1.0-1	0.0-0	0/0	1	0-0
2014	12-0	11	12	23	0.0-0	0.0-0	0/0	1	0-0
Career	24-1	21	21	42	2.5-2	0.0-0	0/0	3	0-0



19 SCOTT PATCHAN

DL • 6-6 • 245 • R-Fr.
Bradenton, Fla. (IMG Academy)

2016 (Redshirt Freshman): Saw action in one game in injury-plagued season...Made career debut against Florida State (Oct. 8).

2015 (True Freshman): Did not see any game action, redshirted to retain eligibility.

High School: Earned a four-star rating from ESPN and Rivals.com...Rated as the 19th-best defensive end in country by Rivals...As a junior in 2013, totaled 8.5 sacks, 56 tackles, and 24 tackles for loss...Saw limited action during the 2014 campaign after sustaining a season-ending injury in the first game of his senior season...Comes from a loaded football family, as his father, Matt, played for Miami, winning national titles with the Canes in 1983 and 1987...His older brother, Matt, played for Florida and Boston College...Choose Miami over offers from Florida State, Nebraska, Notre Dame, Ohio State, Penn State and UCLA.

PATCHAN CAREER STATISTICS

DEFENSE

YEAR	GP-GS	UT	AT	TT	TFL/Y	SACK	FF/FR	PBU	INT-Y
2016	1-0	0	0	0	0.0-0	0.0-0	0/0	0	0-0



34 CHARLES PERRY

LB • 6-1 • 230 • Soph.
West Palm Beach, Fla. (Royal Palm Beach)

2016 (Sophomore): Played in 11 games and totaled 12 tackles...Added one forced fumble...Saw action in season opener against Florida A&M (Sept. 3) and recorded one tackle...Saw action against FAU (Sept. 10)...Totalled two tackles in action vs. Appalachian State (Sept. 17)...Had one solo tackle in road win at Georgia Tech (Oct. 1)...Saw action against Florida State (Oct. 8)...Recorded two tackles against North Carolina (Oct. 15)...Had one tackle against Virginia Tech (Oct. 20)...Credited with three tackles and first forced fumble of career at Notre Dame (Oct. 29)...Had one tackle in win over Pittsburgh (Nov. 5)...Recorded one tackle in win at Virginia (Nov. 12)...Saw action in regular season finale win over Duke (Nov. 26).

2015 (True Freshman): Saw action in nine games, largely on special teams...Played increasing snaps as season progressed...Totalled two tackles...Made career debut vs. Bethune-Cookman (Sept. 5)...Had first tackle of career in action vs. Nebraska (Sept.

19)...Played against Clemson (Oct. 24)...Saw time against Virginia (Nov. 7)...Had one tackle at North Carolina (Nov. 14)...Saw action against Georgia Tech (Nov. 21) and Pittsburgh (Nov. 27)...Saw action in the Hyundai Sun Bowl (Dec. 26) against Washington State.

High School: Earned a four-star rating by ESPN...Rated as a Top 300 college prospect by ESPN...Ranked as the 31st-best linebacker in the country by 247Sports...Received a three-star ranking by Rivals.com...Excelled on both sides of the ball, seeing action as a running back and linebacker...Selected First Team All-County by the *Sun-Sentinel* after he tallied 60 tackles, four sacks and 849 yards rushing as a senior.

PERRY CAREER STATISTICS

DEFENSE

YEAR	GP-GS	UT	AT	TT	TFL/Y	SACK	FF/FR	PBU	INT-Y
2016	11-0	4	8	12	0.0-0	0.0-0	1/0	0	0-0
2015	9-0	1	1	2	0.0-0	0.0-0	0/0	0	0-0
Career	24-1	21	21	42	2.5-2	0.0-0	0/0	3	0-0



35 AUSTIN PFENNINGER

WR • 5-6 • 170 • R-Jr.
Carmel, Ind. (Carmel / Hanover)

2016 (Redshirt Junior): Member of practice squad.

2015 (Redshirt Sophomore): Member of practice squad.

2014 (Redshirt Freshman): Member of practice squad.

Before Miami: Spent freshman season at Hanover College.



56 MICHAEL PINCKNEY

LB • 6-1 • 220 • Fr.
Jacksonville, Fla. (Raines)

2016 FRESHMAN ALL-AMERICA (ESPN)

2016 (True Freshman): Delivered impressive true freshman season, starting all 12 games...Earned Freshman All-America honors from ESPN...Totalled 57 tackles (30 solo) and 6.5 tackles for loss (26 yards)...Added 2.5 sacks (19 yards), two pass breakups and one interception...57 tackles were fifth-most on team...Started and made career debut in season opener against Florida A&M (Sept. 3) and totaled three tackles (two solo)...Led team and tied for game high with nine tackles (six solo) in start vs. FAU (Sept. 10)...Added first 1.5 sacks of career vs. Owls...Started and totaled four tackles in road win at Appalachian State (Sept. 17)...Dominant start against Georgia Tech (Oct. 1) included four tackles (three solo), one sack (eight yards) and first career interception...Added one PBU against Yellow Jackets...Credited with five tackles (four solo), 1.0 TFLs and one PBU against Florida State (Oct. 8)...Totalled six tackles (two solo) and added 1.0 TFLs (two yards) in start against North Carolina (Oct. 15)...Recorded four tackles (three solo) in start at Virginia Tech...Had three solo tackles and 1.0 TFL (one yard) in start at Notre Dame (Oct. 29)...Started and had two tackles and 0.5 TFL in win over Pittsburgh (Nov. 5)...Added four tackles in start at


Virginia (Nov. 12)...Started and totaled six tackles (four solo) in win at NC State (Nov. 19)...Totalled seven tackles (one solo) in regular season finale win over Duke (Nov. 26).

High School: Consensus three-star prospect by ESPN, Rivals, 247Sports and Scout...Enrolled in January 2016...19th-best inside linebacker in nation according to 247Sports...Rated No. 20 inside linebacker nationwide by both ESPN and Rivals...Ranked fifth-best inside linebacker in state of Florida by Scout...Named to Florida Times-Union's Super 24, recognizing top players in region...Two-time All-First Coast selection by Times-Union...Had 85 tackles, 10 tackles for loss, eight sacks and one interception in final season at Raines...Chose Miami over offers from Arkansas, Florida, Louisville, LSU, Nebraska and South Carolina, among others.

PINKNEY CAREER STATISTICS

DEFENSE

YEAR	GP-GS	UT	AT	TT	TFL/Y	SACK	FF/FR	PBU	INT-Y
2016	12-12	30	27	57	6.5-26	2.5-19	0/0	2	1-2



55 SHAQUILLE QUARTERMAN

LB • 6-1 • 240 • Fr.
Orange Park, Fla. (Oakleaf)

2016 FRESHMAN ALL-AMERICA (ESPN)

2016 ALL-ACC, THIRD TEAM (Coaches)

2016 ALL-ACC HONORABLE MENTION (ASCMA)

2016 (True Freshman): Delivered impressive true freshman season, earning All-ACC third-team honors from ACC coaches and ASCMA All-ACC Honorable Mention recognition...Started all 12 games at linebacker and tied for first on team with 79 total tackles (40 solo)...Added 9.0 tackles for loss (30 yards) and 2.5 sacks (nine yards)...Had one pass breakup and one fumble recovery returned for touchdown...Credited with eight quarterback hurries...Started in career debut against Florida A&M (Sept. 3) and ranked second on team with seven tackles (five solo)...Added 2.5 TFLs totaling two yards against Rattlers...Started and had three tackles (two solo) and 0.5 TFLs (two yards) against FAU (Sept. 10)...Recorded two tackles, including 0.5 TFLs (1 yard), in start at Appalachian State (Sept. 17)...Dominant start against Georgia Tech (Oct. 1) included first career touchdown on 17-yard fumble return...Second on team with eight tackles (five solo) against Yellow Jackets and added 1.0 TFL (three yards)...Totalled four tackles (three solo) in start against Florida State (Oct. 8)...Started and totaled career-high 11 tackles (six solo) and added 1.0 TFLs (three yards) against North Carolina (Oct. 15)...Ranked second on team with eight tackles (two solo) in start against Virginia Tech (Oct. 20)...Had 11-yard tackle for loss against Hokies...Led Miami with eight tackles (five solo) and added one sack (five yards) and one quarterback hurry in start at Notre Dame (Oct. 29)...Had five tackles and credited with two quarterback hurries in start vs. Pittsburgh (Nov. 5)...Started and recorded five tackles, 1.5 TFLs (three yards) and one sack (three yards) in win at Virginia (Nov. 12)...Started and ranked second on team with eight tackles (seven solo) in win at NC State (Nov. 19)...Tied for second on team with 10 tackles (four solo) and credited with one PBU and two quarterback hurries in regular season finale win over Duke (Nov. 26).

High School: Consensus four-star prospect by ESPN, Rivals,

247Sports and Scout...U.S. Army All-America Bowl selection...Enrolled in January 2016...Was rated as a top-10 inside linebacker nationwide by every major scouting service: No. 3 inside linebacker by ESPN, No. 4 by Rivals, No. 7 by 247Sports and No. 8 by Scout...No. 74 overall prospect regardless of position by Rivals...Ranked No. 98 on ESPN300...Rated No. 108 overall prospect regardless of position by 247Sports...Had 101 tackles senior year at Oakleaf and 137 tackles junior season...Earned Florida Times-Union Defensive Player of the Year honors in final year...Recorded eye-popping totals of 412 tackles, 23.5 TFLs, six sacks, two interceptions, four forced fumbles, four fumble recoveries and eight PBUs over four-year varsity career...Chose Miami over offers from Alabama, Auburn, Florida, Georgia, Michigan, Michigan State, Ohio State and Penn State, among others.

QUARTERMAN CAREER STATISTICS

DEFENSE

YEAR	GP-GS	UT	AT	TT	TFL/Y	SACK	FF/FR	PBU	INT-Y
2016	12-12	40	39	79	9.0-30	2.5-9	0/1	1	0-0



22 SHELDRIK REDWINE

DB • 6-1 • 195 • So.
Miami, Fla. (Miami Killian)

2016 (Sophomore): Saw action in 11 games and made five starts...Totalled 28 tackles (18 solo) and added two pass breakups...Had one forced fumble...Saw action in season opener against Florida A&M (Sept. 3) and totaled two solo tackles...Made first career start against FAU (Sept. 10), recording one tackle and one PBU...Made second start of career against Appalachian State (Sept. 17) and totaled three tackles (two solo)...Added one PBU in road win over Mountaineers...Had two tackles in start at Georgia Tech (Oct. 1)...Registered then-career high six tackles (four solo) in start against Florida State (Oct. 8)...Totalled two tackles (one solo) in start against North Carolina (Oct. 15)...Had three tackles (one solo) against Pittsburgh (Nov. 5)...Ranked second on team with career-high seven tackles (five solo) in win at Virginia (Nov. 12)...Added first fumble of career against Cavaliers...Saw action at NC State (Nov. 19)...Had two tackles (one solo) in regular season finale win over Duke (Nov. 26).

2015 (True Freshman): Among team's top special teams contributors as true freshman...Had 13 total tackles (eight solo)...Saw increased snaps in secondary as season progressed...Made career debut in season opener vs. Bethune-Cookman (Sept. 5)...Recorded first two tackles of career at FAU (Sept. 11)...Saw action vs. Nebraska (Sept. 19), largely on special teams...Played on special teams against Cincinnati (Oct. 1)...Saw action vs. Florida State (Oct. 10)...Had three tackles (two solo) in action vs. Virginia Tech (Oct. 17)...Saw action vs. Clemson (Oct. 24) and at Duke (Oct. 31), largely on special teams...Had career-high four tackles (all solo) in action vs. Virginia (Nov. 7)...Added one tackle at North Carolina (Nov. 14)...Totalled one solo tackle vs. Georgia Tech (Nov. 21)...Had one tackle in regular season finale at Pittsburgh (Nov. 27).

High School: Rated as the No. 43 cornerback nationally and No. 56 senior in the state of Florida by 247Sports...As a senior, he totaled 33 tackles and seven interceptions, including one he returned for a touchdown...Was teammates with fellow Miami sophomore Jaquan Johnson...Chose Miami over Arkansas, Louisville, Kentucky, USF, Illinois, Indiana and Minnesota.

REDWINE CAREER STATISTICS

DEFENSE

YEAR	GP-GS	UT	AT	TT	TFL/Y	SACK	FR/FR	PBU	INT-Y
2016	11-5	18	10	28	0.0-0	0.0-0	1/0	2	0-0
2015	12-0	9	5	14	0.0-0	0.0-0	0/0	0	0-0
Career	23-5	27	15	42	0.0-0	0.0-0	1/0	2	0-0



82

AHMMON RICHARDS

WR • 6-1 • 192 • Fr.
Wellington, Fla. (Wellington)

2016 FRESHMAN ALL-AMERICA (USA TODAY)

2016 FRESHMAN ALL-AMERICA (ESPN)

2016 ALL-ACC, SECOND TEAM (ASCMA)

2016 ALL-ACC, THIRD TEAM (Coaches)

2016 (True Freshman): Delivered one of most dominant freshman seasons in Miami history as first-year wide receiver, earning Freshman All-America honors from USA TODAY and ESPN...Recognized with ACSMA All-ACC second-team honors and third-team honors from ACC coaches...Set Hurricanes' freshman receiving record with 866 yards, topping 31-year-old record set by Michael Irvin...Caught 46 passes with two touchdowns...Long reception of 77 yards...866 yards are ninth-most in single season in UM history...Started season opener against Florida A&M (Sept. 3) and hauled in two passes for 31 yards...Caught first touchdown pass of career vs. Rattlers on 15-yard reception in third quarter...Made second straight start against FAU (Sept. 10) and caught three passes totaling 30 yards...Recorded long catch of 13 yards against Owls...Exploded for 142 yards on four receptions in road win over Appalachian State (Sept. 17)...Caught two passes longer than 60 yards against Mountaineers, including long reception of 62...Started and totaled 43 yards on two catches against Georgia Tech (Oct. 1)...Recorded four catches for 58 yards in start against Florida State (Oct. 8)...Had 55 yards on two catches, including 30-yard reception, in start against North Carolina (Oct. 15)...Led team with 78 receiving yards in start at Virginia Tech (Oct. 20)...Caught three passes against Hokies, including long catch of 39 yards...Started and caught three passes totaling 51 yards, including long catch of 24 yards, at Notre Dame (Oct. 29)...Bested own UM true freshman record set in Week 3 with 144-yard performance in win over Pittsburgh (Nov. 5)...Caught eight passes against Panthers, with long catch of 41 yards...Recorded third 100-yard game of career in win at Virginia (Nov. 12)...Caught three passes for 100 yards, including career-long 77-yard touchdown, in start against Cavaliers...Broke Irvin's 31-year-old freshman receiving record with 117 yards in win at NC State (Nov. 19)...Caught career-high nine passes against Wolfpack...Totalled 17 yards on three receptions in regular season finale win over Duke (Nov. 26).

High School: Earned consensus four-star ranking by ESPN, Rivals, Scout and 247Sports...Competed in 2016 U.S. Army All-American Bowl...Rated as 148th-ranked player in the nation, 28th-best receiver and 23rd in-state prospect, according to 247Sports Composite Ratings...Registered 1,278 receiving yards and 14 touchdowns on 73 catches senior year...Finished with 2,722 yards, 39 touchdowns and 144 grabs in three-year high school stretch...Chose Miami over offers from Auburn, Tennessee and Alabama.

RICHARDS CAREER STATISTICS

RECEIVING

YEAR	GP-GS	REC	YDS	AVG	TD	LG
2016	12-10	46	866	18.8	2	77T



47

JAKE ROMP

WR • 5-8 • 170 • R-Fr.
Tampa, Fla. (Tampa Catholic)

2016 (Redshirt Freshman): Did not see any game action, member of practice squad.

2015 (True Freshman): Did not see any game action, redshirted to retain eligibility...Practice squad member.

High School: In three seasons at Tampa Catholic, totaled 265 receiving yards, 31 catches and four touchdowns...Averaged 14.7 receiving yards in 18 career games...Named to Hillsborough County Senior All-Star Game.



12

MALIK ROSIER

QB • 6-1 • 215 • R-So.
Mobile, Ala. (Faith Academy)

2016 (Redshirt Sophomore): Served as Miami's backup quarterback, seeing action in three games...Finished 2-for-4 with 32 passing yards...Saw action in season opener against Florida A&M (Sept. 3) and finished 1-for-3 for 15 passing yards...Had 19-yard rushing touchdown against Rattlers...Saw action at Appalachian State (Sept. 17) and had one 17-yard completion...Saw time in regular season finale win over Duke (Nov. 26) and recorded 46-yard rush.

2015 (Redshirt Freshman): Saw action in seven games with one start...Finished season with 338 passing yards and two passing touchdowns...Delivered impressive performance in lone start of season, guiding team to win at Duke (Oct. 31)...Made career debut in season opener vs. Bethune-Cookman (Sept. 5), finished 1-for-4 with 11 passing yards...Saw time vs. Clemson (Oct. 24), finishing 7-for-22 for 42 yards...Made first career start against Blue Devils and delivered brilliant performance, finishing 20-for-29 for 272 yards and two TDs.

2014 (True Freshman): Did not see any game action, redshirted to retain eligibility.

High School: Enrolled in May 2014...First-team Coastal Alabama All-Region as athlete...Was quarterback at Faith Academy...As senior, threw for 1,852 yards and 16 TDs and ran for 1,301 yards and 17 TDs...Played baseball at Miami in 2015.

ROSIER CAREER STATISTICS

PASSING

YEAR	GP-GS	COMP	ATT	YDS	PCT	TD	INT	LG
2016	3-0	2	4	32	33.3	0	0	17
2015	7-1	29	57	338	50.9	2	3	33
Career	10-1	31	61	370	50.1	2	3	33



16 EVAN SHIRREFFS

QB • 6-5 • 210 • R-Fr.
Jefferson, Ga. (Jefferson)

2016 (Redshirt Freshman): Did not see any game action, member of practice squad.

2015 (True Freshman): Did not see any game action, redshirted to retain eligibility.

High School: Rated as three-star prospect by 247Sports.com... Captured MVP honors at the Georgia vs. Florida All-Star game... Posted senior season where he threw for over 2,000 yards, 39 touchdowns and just four interceptions... Started just four games prior to senior year... Competed in ESPN Elite TI competition... Very successful in classroom, finishing high school with a 4.0 grade point average and was valedictorian.



57 MIKE SMITH

LB • 6-1 • 230 • R-So.
Miami, Fla. (Miami Northwestern)

2016 (Redshirt Sophomore): Played in all 12 games and totaled 11 tackles (five solo)... Finished with 0.5 tackles for loss and one interception... Made season debut against Florida A&M (Sept. 3) and recorded three tackles (one solo)... Saw action against FAU (Sept. 10)... Totaled three tackles and recorded first career interception in road win at Appalachian State (Sept. 17)... Saw action against Georgia Tech (Oct. 1)... Totaled two solo tackles against Florida State (Oct. 8)... Competed against North Carolina (Oct. 15)... Had one tackle at Virginia Tech (Oct. 20)... Saw action at Notre Dame (Oct. 29) and against Pittsburgh (Nov. 5)... Had two tackles and 0.5 TFLs in win at Virginia (Nov. 12)... Saw action at NC State (Nov. 19) and in regular season finale win over Duke (Nov. 26).

2015 (Redshirt Freshman): Saw increased time as the season progressed... Played in six games and totaled seven tackles... Made first two tackles of career vs. Virginia Tech (Oct. 17)... Added two tackles against Clemson (Oct. 24)... Totaled two tackles against Virginia (Nov. 7)... Saw action at Pittsburgh (Nov. 27)... Recorded one stop in the Hyundai Sun Bowl (Dec. 26) against Washington State.

2014 (True Freshman): Did not see any game action, redshirted to retain eligibility.

High School: First-team All-Dade as senior by *Miami Herald*... Recorded 42 tackles, seven sacks and 51 hurries as senior... Added 73 tackles and 18 sacks as junior in 2012, finishing second in sacks in Miami-Dade County.

SMITH CAREER STATISTICS

DEFENSE

YEAR	GP-GS	UT	AT	TT	TFL/Y	SACK	FF/FR	PBU	INT-Y
2016	12-0	5	6	11	0.5-1	0.0-0	0/0	0	1-3
2015	6-0	4	3	7	0.0-0	0.0-0	0/0	0	0-0
Career	18-0	9	18	0.5-1	0.0-0	0/0	0	0	1-3



43 JACK SPICER

P • 6-3 • 167 • R-Fr.
Estero, Fla. (Estero/Florida)

2016 (Redshirt Freshman): Did not see any game action, member of practice squad.

Before Miami: Spent freshman season at Florida... Did not see any game action, redshirted to retain eligibility.

High School: Averaged 37.4 yards per punt as a prep while gathering *All-Daily News* First-Team accolades as a tight end at Estero.



78 TYREE ST. LOUIS

OL • 6-5 • 305 • So.
Bradenton, Fla. (IMG Academy)

2016 (Sophomore): Started final seven games of season at right tackle... Saw action in season opener against Florida A&M (Sept. 3)... Made first career start at right tackle and helped lead Miami to 363 yards against North Carolina (Oct. 15)... Made second straight start at right tackle at Virginia Tech (Oct. 20)... Started at right tackle at Notre Dame (Oct. 29)... Helped lead offense to 534-yard performance in win over Pittsburgh with start at right tackle (Nov. 5)... Made fifth straight start at right tackle in win at Virginia (Nov. 12), helping lead offense to 450-yard performance, including 222 rushing yards... Made sixth straight start at right tackle in win at NC State (Nov. 19), guiding Miami to 415 total yards of offense... Started seventh straight game at right tackle in regular season finale win over Duke (Nov. 26), helping lead offense to 568-yard performance.

2015 (True Freshman): Saw action largely on special teams in first season.

High School: Consensus four-star recruit by 247Sports, Rivals, Scout and ESPN... Rated as an ESPN300 prospect... Ranked as the ninth-best offensive lineman in the state of Florida by ESPN... Attended the Nike Football Training Camp in Orlando prior to his senior season... Was honored as the MVP of the offensive line group at the Rivals Camp Series in Orlando in March... Chose Miami over offers from Florida, Kentucky, Tennessee and USC.



36 TEDDY STAVETSKI

LB • 6-3 • 205 • R-So.
Haddonfield, N.J. (Haddonfield)

2016 (Redshirt Sophomore): Member of practice squad.

2015 (Redshirt Freshman): Member of practice squad.

2014 (True Freshman): Member of practice squad.

High School: Played football at Haddonfield High School... Helped Haddonfield win the 2013 South Jersey Group 2 title game,

scoring on a 35-yard interception return for a touchdown to clinch the victory.



14 VINCENT TESTAVERDE

QB • 6-2 • 200 • R-So.
Tampa, Fla. (Jesuit/Texas Tech)

2016 (Redshirt Sophomore): Did not see any game action, member of practice squad.

2015 (Sophomore): Did not see any game action, redshirted to retain eligibility.

2014 (True Freshman, Texas Tech): Played in one game, totaling 116 yards on 15-of-26 passing with one interception...Made career debut against Texas (Nov. 1)...Entered game against the Longhorns in the second quarter with 7:12 until halftime...Second-string quarterback in the Texas game and entered the game following an injury to freshman QB Patrick Mahomes.

High School: Led team to Class 5A District 9 championship while reaching the state regional semifinals...Went 90-for-167 as a senior with 1,015 passing yards with nine touchdowns in 2013... As a junior - during his first season to play football - passed for 152 yards on 16-of-35 passing with a touchdown and four interceptions...Father is Miami legend Vinny Testaverde.



9 CHAD THOMAS

DL • 6-6 • 245 • Jr.
Miami, Fla. (Booker T. Washington)

2016 (Junior): Started 11 games at defensive end and led team with 10.5 tackles for loss...Missed one game due to injury... Finished with 33 total tackles (19 solo) and 4.5 sacks (28 yards)... Forced one fumble and added two pass breakups...Made first start of season against Florida A&M (Sept. 3) and totaled three tackles (two solo)...Recorded eight-yard TFL against Rattlers and one PBU...Registered three solo tackles and first sack of season in start against FAU (Sept. 10)...Added one PBU against Owls...Led team with career-high nine tackles in start vs. Appalachian State (Sept. 17)...Totalled 3.5 TFLs (14 yards) and 1.5 sacks (12 yards) in road win against Mountaineers...Started and had one tackle in road win at Georgia Tech (Oct. 1)...Dominant performance in start against Florida State (Oct. 8) included four solo tackles, 2.0 TFLs (14 yards) and one sack (11 yards)...Started and had two tackles and 1.0 TFL against North Carolina (Oct. 15)...Missed game at Virginia Tech (Oct. 20) due to injury...Returned to action and recorded two solo tackles in start at Notre Dame (Oct. 29)...Had first fumble recovery of career in start against Pittsburgh (Nov. 5)...Delivered impressive performance in win at Virginia (Nov. 12), recording six tackles (two solo), 2.0 TFLs (eight yards) and one sack (four yards)...Started and had three tackles and 0.5 TFLs in win at NC State (Nov. 19)... Started in regular season finale win over Duke (Nov. 26).

2015 (Sophomore): Saw action in all 13 games, starting eight... Totalled 18 tackles...Credited with team-high four quarterback hurries...Added three PBUs, one forced fumble and one fumble recovery...Saw action in season opener vs. Bethune-Cookman (Sept. 5) and recorded one assisted tackle...Tied career high with

three tackles against FAU (Sept. 11)...Registered first forced fumble of career vs. Owls...Saw action vs. Nebraska (Sept. 19)...Made first start of career at Cincinnati (Oct. 1), totaling three tackles (two solo) and first PBU of career...Had one solo tackle in second straight start at Florida State (Oct. 10)...Had two tackles and first sack of career (eight yards) in start vs. Virginia Tech (Oct. 17)...Had three tackles in start vs. Clemson (Oct. 24)...Added two tackles in start at Duke (Oct. 31)...Credited with quarterback hurry against Virginia (Nov. 7)...Had one tackle and 0.5 TFLs at North Carolina (Nov. 14)...Started against Georgia Tech (Nov. 21), did not record any stats...Recovered fumble that ended game at Pittsburgh (Nov. 27)...Logged one tackle and one pass breakup in the Hyundai Sun Bowl (Dec. 26) against Washington State.


2014 (True Freshman): Saw action in 12 games, missing just one due to injury...Totalled seven tackles...Made career debut in season opener at Louisville, recording one solo tackle...Saw action against FAMU, registering one tackle...Missed game against Nebraska due to injury...Returned for action against Duke...Saw action against Georgia Tech, did not record any stats...Had career high three tackles against Cincinnati...Saw action against Virginia Tech...Did not record any stats in action against North Carolina...Saw action against Florida State...Added one tackle against Virginia...Did not record any stats in action against Pittsburgh.

High School: Enrolled in May 2014...Played in Under Armour All-America Game...Invited to "The Opening," an all-star summer prospect camp...First-team All-Dade and first-team All-State as junior and senior...Led Booker T. Washington to Class 4A state title as junior in 2012 and class 4A state champs as senior in 2013... Recorded 57 tackles and six sacks in 2012...Named 2013 second-team All-USA by USA TODAY...Tallied 71 tackles and eight sacks as senior...Coached by Tim "Ice" Harris at Booker T. Washington... Chose Miami over Alabama, Florida State, Arkansas and Duke.

THOMAS CAREER STATISTICS

DEFENSE

YEAR	GP-GS	UT	AT	TT	TFL/Y	SACK	FF/FR	PBU	INT-Y
2016	11-11	19	14	33	10.5-57	4.5-28	0/1	2	0-0
2015	13-8	7	11	18	1.5-8	1.0-8	1/1	3	0-0
2014	12-0	3	4	7	1.0-3	0.0-0	0/0	0	0-0
Career	36-19	29	29	58	13.0-58	5.5-36	1/2	5	0-0



16 JUSTIN VOGEL

P • 6-4 • 215 • Sr.
Tampa, Fla. (Berkeley Prep/Florida)

2016 ALL-ACC, SECOND TEAM (Coaches)

2016 ALL-ACC, SECOND TEAM (ASCMA)

2015 ALL-ACC, HONORABLE MENTION (Coaches)

2014 ALL-ACC, THIRD TEAM (AC SMA)

2014 ALL-ACC, THIRD TEAM (Coaches)

2016 (Senior): Served as Miami's punter for third straight season and was named to ACSMA All-ACC Second Team...Averaged career-best 44.2 yards on 57 punts...Had long punt of 63 yards and 23 punts that landed inside opponent 20-yard line...16 of 57 punts went for longer than 50 yards...Had one 40-yard punt in season opener against Florida A&M (Sept. 3)...Averaged 47.4 yards on five punts against FAU (Sept. 10), including long of 56 yards...Had

three punts downed inside 20-yard line and two points of 50-plus yards against Owls...Averaged 44.0 yards on four punts against Appalachian State (Sept. 17), including long of 52 yards...Dropped two punts inside 20-yard line against Mountaineers...Averaged 39.8 yards on six punts against Georgia Tech (Oct. 1), including long of 55 yards...Averaged 45.8 yards on six punts against Florida State (Oct. 8), including season-long of 63...Dropped two punts inside 20-yard line against Seminoles...Averaged 47.8 yards on five punts against North Carolina (Oct. 15), including long punt of 57 yards...Had three punts of 50 yards or more against Tar Heels...Averaged 42.1 yards on eight punts at Virginia Tech (Oct. 20), including long of 55 yards...Recorded average of 44.9 yards on seven punts at Notre Dame (Oct. 29), including a long of 59 yards...Averaged 45.4 yards on five punts with long of 54 against Pittsburgh (Nov. 5)...Punted twice in win at Virginia (Nov. 12) and averaged 34.0 yards per punt...Averaged 45.6 yards on five punts in win at NC State (Nov. 19), with long of 58...Punted three times for an average of 47.3 yards in regular season finale win over Duke (Nov. 26)...Had long punt of 58 yards against Blue Devils.

2015 (Junior): Ended the season ranked seventh in the ACC by averaging 42.5 yards per punt...His 73-yard punt against Clemson was longest of any ACC punter in 2015...Earned second straight All-ACC honors, capturing honorable mention recognition from the ACC coaches...Made season debut vs. Bethune-Cookman (Sept. 5), serving as team's primary punter...Averaged 44.0 yards on four punts with long of 55 yards vs. Wildcats...Averaged 39.0 yards with both punts landing inside 20-yard line vs. FAU (Sept. 11)...Averaged 51.6 yards on five punts against Cincinnati (Oct. 1), including long of 62, two inside 20-yard line and one touchback...Punted six times at Florida State (Oct. 10), averaging 41.3 yards with one landing inside 20-yard line...Totaled 162 yards on four punts (40.5 average) with long punt of 44 and two landing inside 20-yard line vs. Virginia Tech (Oct. 17)...Boomed career-long punt of 73 yards against Clemson (Oct. 24)...Dropped four punts inside 20-yard line vs. Tigers...Averaged 43.4 yards on five punts at Duke (Oct. 31)...Punted twice vs. Virginia (Nov. 7), both landing inside 20-yard line with long of 50...Recorded seven punts for 263 yards (37.6) in the Hyundai Sun Bowl (Dec. 26) against Washington State...He also dropped two punts inside the 20-yard line.

2014 (Sophomore, Miami): Transferred from Florida as walk-on...Made debut at Louisville handling punting and kickoff responsibilities...Averaged 46.8 yards on six punts against Cardinals with long of 56...Averaged 64 yards on four kickoffs with one touchback...Recorded eight kickoffs against FAMU, averaging 63.8 yards with two touchbacks...Lone punt against Rattlers went for 43 yards...Registered two punts against Nebraska...Averaged 43.4 yards on eight punts against Duke, including long of 56 and three inside 20-yard line...Had two punts for 83 yards (41.5 average) and three kickoffs for 194 yards (64.7 average) against Georgia Tech...Averaged 42 yards on (six punts) against Florida State, including one inside 20-yard line...Averaged 40.2 yards on four punts and 58.5 yards on two kickoffs against Virginia...Had four punts for 163 yards (40.8-yard average), including long of 58 yards.

2013 (Redshirt Freshman, Florida): Did not see any game action.

2012 (True Freshman, Florida): Joined team in summer of 2012...Did not play, redshirted to retain eligibility.

High School: Averaged 45 yards per punt throughout high school career at Berkeley Prep...Played defense along with special teams duties...Tallied three interceptions...Father, Paul, played college football at South Carolina and played middle linebacker in NFL for Tampa Bay Buccaneers and Houston Oilers.

VOGEL CAREER STATISTICS

PUNTING

YEAR	NO	YARDS	AVG	LG	TB	FC	I20	50+	BLK
2016	57	2,522	44.2	63	1	28	23	16	1
2015	67	2,846	42.5	73	6	20	21	13	0
2014	52	2,227	42.8	65	1	20	21	12	0
Career	176	7,595	43.1	73	8	68	65	41	1



49

SHAWN WALKER

LB • 6-2 • 230 • Fr.
Fort Lauderdale, Fla. (Cardinal Gibbons)

2016 (True Freshman): Did not see any game action, member of practice squad.

High School: Two-year starter...Two-year varsity letter winner...Led the team with nine sacks as a senior...Competed in the Florida State wrestling tournament as a junior, competing at heavyweight, while weighing just 200 pounds.



1

MARK WALTON

RB • 5-9 • 205 • So.
Miami, Fla. (Booker T. Washington)

2016 ALL-ACC, THIRD TEAM (Coaches)

2016 ALL-ACC, THIRD TEAM (ASCSA)

2016 (Sophomore): Served as team's starting running back and earned ASCMA All-ACC third-team honors...Totaled 1,065 yards on 192 carries, averaging 5.5 yards per attempt...Led team with 14 rushing touchdowns and added one receiving touchdown...Caught 26 passes for 242 yards...1,000-yard season was 11th in Miami history and marked third straight with 1,000-yard rusher for Hurricanes...Made first career start and ran for 116 yards in season opener against Florida A&M (Sept. 3)...Averaged 7.7 yards per carry, long run of 37 yards, and scored one touchdown against Rattlers...100-yard game vs. FAMU was first of career...Recorded first four-touchdown game of career in dominant performance against FAU (Sept. 10)...Totaled career-high 155 rushing yards on 17 carries (9.1 average) with scoring runs of 7, 3, 16 and 30 yards against Owls...Four-rushing TD game was first by Miami running back since Tyrone Moss in 2005...Became first UM running back since Duke Johnson to post three straight 100-yard games with 130-yard performance in start against Appalachian State (Sept. 17)...Averaged 8.1 yards on 16 carries and scored two touchdowns, including career-long 80-yard run on Miami's first offensive play...Totaled 44 rushing yards including 14-yard TD in start at Georgia Tech (Oct. 1)...Added three catches against Yellow Jackets totaling 29 receiving yards...Rushed for 39 yards and added 42 receiving yards against Florida State (Oct. 8)...Totaled 82 rushing yards on career-high 24 carries in start against North Carolina (Oct. 15)...Added 23 yards on three receptions against Tar Heels...Recorded 38 yards on 11 carries in start at Virginia Tech (Oct. 20)...Also had three catches totaling 11 yards against Hokies...Started and totaled 45 rushing yards on 18 carries at Notre Dame (Oct. 29), including ninth rushing TD of season...Recorded 38 receiving yards on

three catches against Fighting Irish...Totaled 125 yards on just 14 rushes, including 55-yard touchdown run, in start vs. Pittsburgh (Nov. 5)...Added three catches for 24 yards against Panthers... Had game-high 111 yards on 16 carries in win at Virginia (Nov. 13), averaging 6.9 yards per carry...15-yard touchdown run in fourth quarter helped seal victory against Cavaliers...100-yard rushing performance against Virginia was fifth of season...Eclipsed 1,000 yards for season with 120 rushing yards on 19 carries in win at NC State (Nov. 19)...Recorded three touchdowns on scoring runs of 30, 1 and 24 yards against Wolfpack...Compiled 106 all-purpose yards, including 30-yard touchdown reception, in regular season finale win over Duke (Nov. 26)...Finished with game-high 60 rushing yards against Blue Devils.

2015 (True Freshman): Enjoyed an impressive first season with the Hurricanes, playing in all 13 games...Ended the season second on the team with 1,054 all-purpose yards...Led team with 10 total touchdowns: - nine rushing and one receiving...Made career debut in season opener vs. Bethune-Cookman (Sept. 5) and tallied 85 rushing yards on just 10 carries...Scored first touchdown of career on five-yard run in third quarter...Had three-TD performance vs. FAU (Sept. 11), totaling 42 yards on 14 carries...Scoring runs vs. Owls came on carries of 4, 1 and 4 yards, marking only third three-TD game by true freshman Hurricane in last 20 years...Had four catches for 20 yards vs. Owls...Recorded 10 carries and one 13-yard catch vs. Nebraska (Sept. 19)...Posted career-long 26-yard catch at Cincinnati (Oct. 1)...Totaled 34 rushing yards, one rushing TD and 40 receiving yards vs. Bearcats...Recorded one carry at Florida State (Oct. 10)...Totaled 37 yards on 12 carries vs. Virginia Tech (Oct. 17)... Had four carries against Clemson (Oct. 24)...Averaged 4.5 yards per carry against Duke (Oct. 31), totaling 49 yards on 11 carries... Had career-long run of 27 yards vs. Blue Devils...Played key role on return team that delivered miracle TD as time expired to seal win over Duke...Had 59 yards on 11 carries against Virginia (Nov. 7), including sixth rushing TD of season...Totaled 104 all-purpose yards at North Carolina (Nov. 14), including 40 rushing yards and 52 receiving yards...Recorded second three-touchdown game of career against Georgia Tech (Nov. 21), including rushing TDs of four yards and one yard...Recorded first receiving touchdown of career against Yellow Jackets on 25-yard catch-and-run...Registered career-high 80 receiving yards at Pittsburgh (Nov. 27)...Caught three passes for 57 yards and rushed nine times for 26 yards and one touchdown in the Hyundai Sun Bowl (Dec. 26) against Washington State.

High School: Earned a four-star rating from ESPN, Rivals, Scout and 247Sports...Tabbed as the third-best running back in the state of Florida and 11th-best running back in the country by ESPN... Listed as the fourth-best running back in the state of Florida and 20th-best running back in the country by 247Sports...As a senior, rushed for 1,472 yards and 22 touchdowns...Finished his career with 2,769 yards and 45 touchdowns...In Booker T.'s 54-35 state championship win, had 89 yards and two TDs receiving to go along with another 184 yds and three TDs rushing...Chose Miami over offers from Auburn, Florida State, Tennessee and South Carolina.

WALTON CAREER STATISTICS

RUSHING

YEAR	GP-GS	ATT	YDS	AVG	TD	LG
2016	12-12	192	1,065	5.5	14	80T
2015	13-0	130	461	3.5	9	27
Career	25-12	322	1,526	4.7	23	80T

RECEIVING

YEAR	GP-GS	NO	YDS	AVG	TD	LG
2016	12-12	26	242	9.3	1	30T
2015	13-0	22	293	13.3	1	41
Career	25-12	48	535	11.1	2	41



47

DEWAYNE WASHINGTON II

FB • 6-0 • 220 • Fr.
Raleigh, N.C. (Ravenscroft)

2016 (True Freshman): Did not see any game action, member of practice squad.

High School: Four-year starter...Served as team captain during his senior year...Helped his team to the NCISA State Championship as a senior...Earned Big East Conference Player of the Year honors... Earned first-team All-State honors...Led the team in tackles...Was also recruited by Wake Forest and NC State.



20

MICHAEL WELCH

QB • 6-2 • 205 • R-Jr.
Winnetka, Ill. (New Trier)

2016 (True Freshman): Did not see any game action, member of practice squad.

High School: Earned two varsity letters playing football for Dan Starkey and Jim Davis at New Trier High School...Was a team captain and named Iron Trevian and the Practice Player of the Year.



36

MARQUEZ WILLIAMS

FB • 6-1 • 280 • Sr.
Athens, Ga. (Clark Central/Mars Hill)

2016 (Senior): Saw action in all 12 games and made five starts...Served as Miami's top fullback...Had one carry and two receptions...Made Miami debut in season opener against Florida A&M (Sept. 3) and caught team's first touchdown of season in first quarter on four-yard reception...Made first career start and caught 15-yard pass against FAU (Sept. 10)...Started in road win at Appalachian State (Sept. 17)...Saw action against Georgia Tech (Oct. 1) and Florida State (Oct. 8)...Started against North Carolina (Oct. 15)...Saw action in games at Virginia Tech (Oct. 20) and at Notre Dame (Oct. 29)...Had one carry in win over Pittsburgh (Nov. 5)...Started in win at Virginia (Nov. 12)...Saw action at NC State (Nov. 19)...Started regular season finale win over Duke (Nov. 26).

Prior to Miami: Started three years at Mars Hill University (N.C.)...Two-time All-South Atlantic Conference honoree, earning first-team honors in 2015...Earned all-region honors as a redshirt sophomore in 2014.

High School: Three-year varsity starter...Received all-region honorable mention honors as a senior...Also competed in track and field.



91 GERALD WILLIS III

DL • 6-4 • 285 • R-Soph.
New Orleans, La. (Edna Karr/Florida)

2016 (Redshirt Sophomore): Saw action in nine games and totaled 19 tackles...Finished with 5.5 tackles for loss (18 yards) and 1.5 sacks (eight yards)...Added two pass breakups and one quarterback hurry...Made Miami debut against FAU (Sept. 10) and recorded two solo tackles, both for loss...Had 2.0 TFLs against Owls totaling seven yards, including first sack of college career (three yards)...Totalled three tackles (two solo) with 1.5 TFLs (3 yards) in road win at Appalachian State (Sept. 17)...Had four solo tackles and 1.0 TFL (two yards) in road win at Georgia Tech (Oct. 1)...Totalled two tackles and one half-sack against Florida State (Oct. 8)...Missed games against North Carolina (Oct. 15) and Virginia Tech (Oct. 20) due to injury...Returned against Notre Dame (Oct. 29) and had one solo tackle...Added one solo tackle against Pittsburgh (Nov. 5)...Had one tackle in win at Virginia (Nov. 12)...Totalled two tackles (one solo) and 0.5 TFLs in win at NC State (Nov. 19)...Had three tackles (one solo) and two PBUs in regular season finale win over Duke (Nov. 26).

2015 (Sophomore): Forced to sit out season due to NCAA transfer rules.

2014 (True Freshman, Florida): Played in eight games as a true freshman and recorded 14 total tackles...Also had two quarterback hurries...Forced a fumble in the Birmingham Bowl against ECU at the opponents one-yard line that was recovered by the Gators, preventing the Pirates from scoring...Recovered a fumble against Eastern Kentucky and the Gators scored a touchdown on the ensuing possession.

High School: Played in the 2014 Under Armour All-America Game...Named 2013 First-Team All-USA by *USA Today* and MaxPreps Second Team All-American...Named the All-Metro and District 9-4A Defensive Player of the Year as both a junior and senior...Led Edna Karr to four consecutive Class 4A state finals berths and four-straight district titles...Recorded a total of 289 tackles with 62 TFL, 36 sacks, one interception and one defensive touchdown during his high school career...Totalled 107 tackles with 43 tackles-for-loss, including 15 sacks, as a senior in 14 games...Named a second-team All-American and first-team LSWA Class 4A all-state recipient as a junior...Recorded 141 tackles with 28 TFL and 15 sacks in his junior season...Chose Florida over Alabama, Arkansas, Florida State, LSU, Nebraska, Texas, Texas A&M and TCU...Coached by Jabbar Juluke and Nathaniel Jones.

WILLIS III CAREER STATISTICS

DEFENSE

YEAR	GP-GS	UT	AT	TT	TFL/Y	SACK	FF/FR	PBU	INT-Y
2016	9-0	13	6	19	5.5-18	1.5-8	0/0	0	0-0
2014*	8-0	6	8	14	0.5-1	0.0-0	1/1	0	0-0
Career	17-0	19	14	33	6.0-19	1.5-8	1/1	0	0-0



38 CEDRICK WRIGHT

DB • 5-9 • 180 • Fr.
Homestead, Fla. (Gulliver Prep)

2016 (True Freshman): Served mainly on special teams and saw action in nine games...Finished with six tackles (five solo)...Made career debut in season opener against Florida A&M (Sept. 3)...Recorded first tackle of career on special teams against FAU (Sept. 10)...Added one solo tackle in road win at Appalachian State (Sept. 17)...Had one tackle at Notre Dame (Oct. 29)...Recorded one tackle against Pittsburgh (Nov. 5)...Registered one tackle at Virginia (Nov. 12).

High School: Rated four-star safety prospect by ESPN...Three-star safety by Rivals, 247Sports and Scout...Ranked as No. 20 overall safety prospect by ESPN and No. 39 safety by 247Sports...Ranked as No. 11 football player in Dade County by *Miami Herald* entering final season at Gulliver...Finished senior season with 59 tackles, one sack and three interceptions...Had 82 tackles and three interceptions during junior year...Finished career with 221 tackles, nine sacks and eight interceptions...Chose Miami over offers from Alabama, Clemson, Florida, Ohio State and Tennessee, among others

WRIGHT CAREER STATISTICS

DEFENSE

YEAR	GP-GS	UT	AT	TT	TFL/Y	SACK	FF/FR	PBU	INT-Y
2016	9-0	5	1	6	0.0-0	0.0-0	0/0	0	0-0



2 JOE YEARBY

RB • 5-9 • 200 • Jr.
Miami, Fla. (Miami Central)

2015 ALL-ACC, THIRD TEAM (Coaches)

2015 ALL-ACC, HONORABLE MENTION (ACSMA)

2016 (Junior): Saw action in all 12 games, serving primarily as Miami's No. 2 running back...Totalled 592 rushing yards on 99 carries...Scored seven rushing touchdowns...Averaged 6.0 yards per carry and had long run of 64 yards...Carried seven times for 105 yards in season opener against Florida A&M (Sept. 3), averaging 15 yards per carry...Scored two touchdowns against Rattlers, including one on career-long run of 64 yards...Recorded 121 yards with one touchdown on game-high 20 carries against FAU (Sept. 10)...Performance against Owls marked sixth 100-yard game of career...Totalled 30 rushing yards on eight carries, including 12-yard touchdown, against Appalachian State (Sept. 17)...Recorded team-high 65 rushing yards, including 27-yard TD run, in win over Georgia Tech (Oct. 1)...Added 13-yard catch against Yellow Jackets...Totalled 39 rushing yards on 10 carries against Florida State (Oct. 8)...Totalled 74 rushing yards on 10 carries against North Carolina (Oct. 15), including two-yard touchdown run...Led Miami with 59 rushing yards on just nine carries at Virginia Tech (Oct. 20)...Had long rush of 41 yards against Hokies...Recorded six carries in game at Notre Dame (Oct. 29)...Added seven-yard catch

against Fighting Irish...Rushed eight times for 28 yards against Pittsburgh (Nov. 5)...Totaled 53 rushing yards on nine carries in win at Virginia (Nov. 12)...Recorded seventh rushing touchdown of season against Cavaliers on first carry of game, scoring from 10 yards...Had two carries for 15 yards in win at NC State (Nov. 19)... Had one carry in regular season finale win over Duke (Nov. 26).

2015 (Sophomore): Was one of four players who started in every game...Served as the team's starting running back and totaled team-leading 1,275 all-purpose yards during the season... Recorded 1002 rushing yards on 205 attempts (4.9 average)... Had six rushing touchdowns...Ranked fourth on the team with 23 receptions and had two receiving touchdowns...Made first start of career in season opener vs. Bethune-Cookman (Sept. 5) and totaled 40 rushing yards on just six carries...Scored first touchdown of season on 25-yard run vs. Wildcats...Also caught two passes for eight yards...Had dominant performance in start vs. FAU (Sept. 11), totaling 243 all-purpose yards - career-high 146 rushing and 97 receiving...Had one rushing touchdown, one receiving touchdown, long rush of 41 and career-long catch of 52 vs. Owls...Recorded fourth 100-yard game of career in start vs. Nebraska (Sept. 19), finishing with 125 yards on 17 carries with one touchdown...Scored on 41-yard run vs. Cornhuskers to open second half...Registered third straight 100-yard game in start at Cincinnati (Oct. 1), finishing with 113 yards and one rushing touchdown...Averaged 6.6 yards on 17 carries vs. Bearcats...Had 15 carries in start at Florida State (Oct. 10) and caught second TD pass of season...Surpassed 100 all-purpose yards (111) and added fifth rushing TD of season in start vs. Virginia Tech (Oct. 17)...Had 60 rushing yards on 19 carries and 51 receiving yards on three catches vs. Hokies...Led team with 42 rushing yards in start vs. Clemson (Oct. 24)...Had strong performance in start at Duke (Oct. 31), totaling 82 rushing yards and 13 receiving yards...Led team with 78 rushing yards in start vs. Virginia (Nov. 7)...Recorded 74 rushing yards and 79 receiving yards at North Carolina (Nov. 14)...Had two-yard touchdown run in start vs. Georgia Tech, sixth rushing TD of season (Nov. 21)... Finished with 99 rushing yards on 22 carries, including long run of 35 yards, in regular season finale start at Pittsburgh (Nov. 27)... Totaled 14 carries for 63 yards in the Hyundai Sun Bowl (Dec. 26) against Washington State.

2014 (True Freshman): Saw action in 12 games, missing just one due to injury...Totaled 509 rushing yards on 86 carries (5.9-yard average) with one touchdown...Had long run of 62 yards... Made career debut in season opener against Louisville, catching one pass for four yards...Recorded season-high 14 carries for 95 yards against FAMU, including long run of 15 yards...Registered 10 carries for 32 yards against Arkansas State, including long run of 10 yards...Had 22-yard catch against Nebraska...Scored first touchdown of career on 47-yard reception against Duke...Totaled 120 yards against Blue Devils (61 rushing, 59 receiving)...Had long run of 15 yards versus Georgia Tech...Recorded season-high 113 yards on just eight carries against Cincinnati, including long run of 62 yards...Registered second 100-yard game of his career with 104 yards on 22 carries against North Carolina, including first career rushing touchdown...Added 34 yards on 10 carries against Florida State...Had three carries for 14 yards against Virginia...Had 23-yard carry against Pittsburgh.

High School: One of most productive and decorated high school football players in state history ... Named 2014 All-American by 247Sports ... 247Sports Class of 2014 Offensive Player of the Year ... First-team all-state selection as junior ... Invited to "The Opening", all-star summer prospect camp held on Nike Campus ... 2014 Under Armour All-American game selection ... Two-time state champion at Miami Central ... As senior in 2013, rushed for 1,700 yards and 19 TDs ... In 2012, rushed for 1,448 yards and 20 TDs ... As sophomore in 2011, Yearby rushed for 2,160 yards and 24 TDs ... Coached by Roland Smith ... Chose Miami over offers from Alabama, Florida State, Florida, Southern California, Louisville and

West Virginia.

YEARBY CAREER STATISTICS

RUSHING

YEAR	GP-GS	ATT	YDS	AVG	TD	LG
2016	12-0	99	592	6.0	7	64
2015	13-13	205	1,002	4.9	6	41
2014	12-0	86	509	5.9	1	62
Career	37-13	390	2,103	5.4	14	64

RECEIVING

YEAR	GP-GS	NO	YDS	AVG	TD	LG
2016	12-0	10	65	6.5	0	14
2015	13-13	23	273	11.9	2	52
2014	12-0	8	118	14.8	1	47
Career	37-13	40	430	10.8	3	52



57 SAM YORK

LS • 6-1 • 200 • R-Soph.
Marblehead, Mass. (Marblehead/Ohio St.)

2016 (Redshirt Sophomore): Did not see any game action, member of practice squad.

2015 (Redshirt Freshman): Did not see any game action, member of practice squad.

Before Miami: Three-year letterwinner...Selected as a ProKicker Third Team All-American as a senior in 2013...Helped his high school squad to the Massachusetts State Division III Quarterfinalists ...Also competed in track and field and lacrosse.



12 MALEK YOUNG

DB • 5-9 • 180 • Fr.
Ft. Lauderdale, Fla. (Coconut Creek)

2016 (True Freshman): Saw action in all 12 games and started final three at cornerback...Totaled 23 tackles (17 solo)...Had one interception...Saw action in season opener against Florida A&M (Sept. 3) and recorded one solo tackle...Saw action against FAU (Sept. 10) on special teams...Recorded two solo tackles in road win at Appalachian State (Sept. 17)...Saw action on special teams in road win at Georgia Tech (Oct. 1)...Competed against Florida State (Oct. 8)...Had one tackle against North Carolina (Oct. 15)... Saw action at Virginia Tech (Oct. 20) and at Notre Dame (Oct. 29)... Totaled career-high six tackles (three solo) in win over Pittsburgh (Nov. 5)...Made first career start and totaled three tackles in win at Virginia (Nov. 12)...Matched career high with six tackles (five solo) and recorded first interception of career vs. NC State (Nov. 19)...Interception was recorded in end zone and ended lengthy Wolfpack drive...Started and totaled four tackles (three solo) in regular season finale win over Duke (Nov. 26).

High School: Consensus three-star cornerback prospect by ESPN, Rivals, 247Sports and ScoutSelected to the U.S. Army All-American Bowl...Ranked as No. 34 cornerback prospect nationwide by ESPN and Rivals...Had 35 tackles and four tackles for loss in final season at Coconut Creek...Added 35



passes for 684 yards and 10 touchdowns in 2015...Toted seven return touchdowns during junior year...Had four kickoff return TDs and three punt return TDs...Chose Miami over Auburn, Clemson, Georgia, Ohio State and Florida State, among others.

YOUNG CAREER STATISTICS

DEFENSE

YEAR	GP-GS	UT	AT	TT	TFL/Y	SACK	FF/FR	PBU	INT-Y
2016	12-3	17	6	23	0.0-0	0.0-0	0/0	0	1-0



2016 COACHES & STAFF

HEAD COACH MARK RICHT	56-59
ASSISTANT COACHES	60-68
FOOTBALL SUPPORT STAFF	69



MARK RICHT

HEAD COACH | FIRST SEASON AT MIAMI (16TH OVERALL) | 153-55 (.736)

Hurricane alumnus Mark Richt was named the 24th head football coach at The University of Miami on Dec. 4, 2015, by Director of Athletics Blake James.

The 2016 season was Richt's first in Coral Gables.

Miami finished with an 8-4 record in his first year, and tied for the second-best record in the ACC Coastal Division at 5-3. The Hurricanes were picked to represent the ACC and play West Virginia in the Russell Athletic Bowl.

Miami had 10 players earn ACSMA All-ACC honors in 2016, while quarterback Brad Kaaya became Miami's all-time passing yards leader under his tutelage. Freshman wide receiver Ahmmon Richards broke the 31-year-old freshman receiving record at Miami originally set by Michael Irvin, while sophomore running back Mark Walton became the 11th 1,000-yard rusher in program history.

At the conclusion of the regular season, Miami was ranked No. 26 nationally in total defense (up from No. 69 a season ago), No. 13 in yards per play (No. 86 in 2015), No. 14 in scoring defense (No. 77 in 2015), No. 6 in tackles for loss (No. 105 in 2015), No. 22 in team sacks (No. 70 in 2015) and No. 17 in defensive touchdowns (not ranked in 2015).

Richt, born in Omaha, Neb., and raised in Boca Raton, Fla., returned to his alma mater after leading the University of Georgia football program for the previous 15 years. He compiled a 145-51 overall record and an 85-40 mark in Southeastern Conference play, won two SEC championships, six SEC East titles and nine bowl games and finished the season in the Associated Press Top-10 rankings seven times.

Richt's .736 winning percentage ranks fifth-best among active FBS head coaches. Richt is one of only seven head coaches in SEC history to record four straight 10-win seasons (2002-05).

During his tenure on the sidelines in Athens, 77 of Richt's players were selected in the NFL Draft over the last 14 years, including eight chosen in the 2002 and 2013 NFL Drafts – the most Georgia players ever selected in a single year.

Off the field, Richt places a strong emphasis on academics and 292 Georgia players earned their degrees during his tenure.

Richt was the 2013 recipient of the Stallings Award given for commitment to humanitarian and community service efforts, and in 2010, he was named to the American Football Coaches Association Board of Trustees.

Before his arrival at Georgia, Richt spent seven seasons as the offensive coordinator at Florida State. In his time in Tallahassee, the Seminoles finished in the nation's top five in scoring offense on five occasions, top 12 in total offense five times and top 12 in passing offense five times.


The 2000 team, which played in the National Championship game against Oklahoma, finished the regular season ranked first nationally in total offense (549.0 ypg), first in passing offense (384.0 ypg), and third in scoring offense (42.4 ppg).

Richt sent six FSU quarterbacks into the NFL between 1987 and 2000. In 2000, Richt coached Chris Weinke to the Heisman Trophy, and in 1991, he coached Casey Weldon to the runner-up for the Heisman. Brad Johnson (now Richt's brother-in-law), was a Pro Bowl selection for Washington in 2000 and led the Tampa Bay Bucs to the Super Bowl title in 2003. Other Richt pro protégés include Danny Kanell (New York Giants), Danny McManus (Kansas City Chiefs) and Peter Tom Willis (Chicago Bears).

Richt played quarterback for the Miami Hurricanes under legendary head coach Howard Schnellenberger.

He spent most of his career at Miami as a backup to Pro Football Hall of Famer and former Buffalo Bills star Jim Kelly. In one of Richt's years at Miami, his teammates included Kelly, Vinny Testaverde and Bernie Kosar and quarterbacks coach Earl Morrall.

Richt is married to the former Katharyn Francis of Tallahassee. The couple has four children – Jonathan, David, Zach, and Anya. Jon, the Miami quarterbacks coach, was married to the former Anna Cearley, in May 2010.



RIGHT'S YEAR-BY-YEAR HEAD COACHING RECORD

Year	OVERALL			CONFERENCE			Finish	BOWL
	W	L	PCT.	W	L	PCT.		
2001	8	4	.667	5	3	.625	T3rd/East	Music City (L)
2002	13	1	.929	7	1	.875	1st/Champs	Sugar (W)
2003	11	3	.786	6	2	.750	T1st/East	Capital One (W)
2004	10	2	.833	6	2	.750	2nd/East	Outback (W)
2005	10	3	.769	6	2	.750	1st/Champs	Sugar (L)
2006	9	4	.692	4	4	.500	T3rd/East	Chick-fil-A (W)
2007	11	2	.846	6	2	.750	T1st/East	Sugar (W)
2008	10	3	.769	6	2	.750	2nd/East	Capital One (W)
2009	8	5	.615	4	4	.500	T2nd/East	Independence (W)
2010	6	7	.462	3	5	.375	3rd/East	Liberty (L)
2011	10	4	.714	7	1	.875	1st/East	Outback (L)
2012	12	2	.857	7	1	.875	T1st/East	Capital One (W)
2013	8	5	.615	5	3	.625	3rd/East	Gator (L)
2014	10	3	.769	6	2	.750	2nd/East	Belk (W)
2015	9	3	.750	5	3	.625	2nd/East	--
2016	8	4	.636	5	3	.571	T2nd/Coastal	Russell Athletic
Total	153	55	.736	90	43	.677		

Includes a 2-3 record in SEC Championship games

THE RIGHT FILE

Hometown: Boca Raton, Fla.
 College: University of Miami, '82
 Birthdate: Feb. 18, 1960
 Wife: Katharyn Francis
 Children: Jon, David, Zach, Anya

Florida State (Graduate Assistant), 1985-88
 East Carolina (Offensive Coordinator), 1989
 Florida State (QBs), 1990-93
 Florida State (Offensive Coordinator/QBs), 1994-2000
 Georgia (Head Coach), 2001-2015
 Miami (Head Coach), 2016-

BOWL GAMES AS A COACH (26)

Bowl	Team
2016 Russell Athletic Bowl	Miami (FL)
2014 Belk Bowl	Georgia
2014 Gator Bowl	Georgia
2013 Capital One Bowl	Georgia
2012 Outback Bowl	Georgia
2010 Liberty Bowl	Georgia
2009 Independence Bowl	Georgia
2009 Capital One Bowl	Georgia
2008 Sugar Bowl	Georgia
2006 Chick-fil-A Bowl	Georgia
2006 Sugar Bowl	Georgia
2005 Outback Bowl	Georgia
2004 Capital One Bowl	Georgia
2002 Sugar Bowl	Georgia
2001 Music City Bowl	Georgia
2001 Orange Bowl (National Championship)	Florida State
2000 Sugar Bowl (National Championship)	Florida State
1999 Fiesta Bowl (National Championship)	Florida State
1998 Sugar Bowl	Florida State
1997 Sugar Bowl	Florida State
1996 Sugar Bowl	Florida State
1995 Sugar Bowl	Florida State
1994 Orange Bowl (National Championship)	Florida State
1993 Orange Bowl	Florida State
1992 Cotton Bowl	Florida State
1990 Blockbuster Bowl	Florida State

COACHING ACCOMPLISHMENTS

-One of only four men in NCAA Division I-A history to record 135-or-more wins in his first 14 seasons.

-Has coached in four national championship games.

-Has coached two Heisman Trophy winners.

-In 107 games as a head coach, Richt's offenses have recorded 400 yards-or-more of total offense.

-Has coached 41 All-Americans and two Heisman Trophy winning quarterbacks.

-Has coached 100 players that have been selected in the NFL Draft, including eight quarterbacks.

-Has coached 15 NFL First Round Draft picks and one Hall of Famer.

-292 student-athletes have earned their degrees since becoming a head coach.

-Ten of Richt's players have been honored by the AllState AFCA Good Works Team.





MANNY DIAZ

Defensive Coordinator/Linebackers | First Season at Miami (19th Overall)



DIAZ FILE

Hometown: Miami, Fla.
College: Florida State University, '95
Birthdate: March 13, 1974
Wife: Stephanie
Children: Colin, Gavin and Manny

Coaching Career

2016	Miami
	Defensive Coordinator / Linebackers
2015	Mississippi State
	Defensive Coordinator
2014	Louisiana Tech
	Defensive Coordinator/Linebackers
2011-2013	Texas
	Defensive Coordinator/Linebackers
2010	Mississippi State
	Defensive Coordinator/Linebackers
2008-2009	Middle Tennessee State
	Defensive Coordinator/Linebackers
2006-2007	Middle Tennessee State
	Defensive Coordinator/Safeties
2004-2005	NC State
	Safeties/Special Teams
2002-2003	NC State
	Linebackers
2000-2001	NC State
	Graduate Assistant
1998-1999	Florida State
	Graduate Assistant

BOWL GAMES COACHED (16)

2016 Russell Athletic Bowl	Miami
2015 Belk Bowl	Mississippi State
2014 Heart of Dallas Bowl	La. Tech
2013 Alamo Bowl	Texas
2012 Alamo Bowl	Texas
2011 Holiday Bowl	Texas
2010 Gator Bowl	Mississippi State
2009 New Orleans Bowl	MTSU
2006 Motor City Bowl	MTSU
2005 Meineke Car Care Bowl	NC State
2003 Tangerine Bowl	NC State
2002 Gator Bowl	NC State
2001 Tangerine Bowl	NC State
2000 Micron PC	NC State
1999 Sugar Bowl	FSU
1998 Fiesta Bowl	FSU

Manny Diaz is in his first season as the Hurricanes' defensive coordinator. In addition to his duties as Miami's defensive coordinator, Diaz coaches the linebackers.

Miami's defense enjoyed vast improvements under Diaz' watch and served as one of the top units both in the ACC and nationally in 2016.

At the conclusion of the regular season, Miami was ranked No. 26 nationally in total defense (up from No. 69 a season ago), No. 13 in yards per play (No. 86 in 2015), No. 14 in scoring defense (No. 77 in 2015), No. 6 in tackles for loss (No. 105 in 2015), No. 22 in team sacks (No. 70 in 2015) and No. 17 in defensive touchdowns (not ranked in 2015).

Miami was the only team in the country to start three true freshmen linebackers, and the Hurricanes trio of Zach McCloud, Michael Pinckney and Shaquille Quarterman helped anchor the unit. Three defensive players earned ACSMA All-ACC honors - senior defensive backs Corn Elder (second team) and Rayshawn Jenkins (honorable mention) and Quarterman at linebacker (honorable mention).

Diaz, the son of the former mayor of Miami, Manny Diaz, returned home to South Florida after 18 years of defensive experience. During his 19-year coaching career, Diaz has coached in 16 bowl games and has coached numerous all-conference and NFL players at six collegiate institutions.

In 2015, Diaz's defensive unit helped Mississippi State to a 9-4 record and a victory over NC State in the Belk Bowl. His defensive unit held opponents to just 23.2 points per game and ranked in the nation's top 10 in red zone defense and tackles for loss.

Diaz spent one season, 2014, at Louisiana Tech and his impact was felt in a big way. The Bulldogs led the nation in turnovers gained (42) with 16 fumble recoveries and 26 interceptions.

Before his stop at Louisiana Tech, Diaz

coached three seasons at Texas (2011-13). His 2011 defensive unit ranked ninth in total yards per play.

In 2010, during his first stint at Mississippi State, Diaz guided a defense that ranked 22nd in the nation in scoring defense (19.9 ppg), 17th in rushing defense (214.9 ypg) and 17th in tackles for loss (7.0 pg). That was a dramatic turnaround for MSU from the season before his arrival, when the defense finished 71st in scoring defense, 62nd in rushing defense and 89th in tackles for loss. MSU also finished ranked 13th in red-zone defense (.730) and 22nd in turnovers forced (28) nationally in 2010.

Before his first stop at Mississippi State, Diaz spent four seasons as defensive coordinator at Middle Tennessee State. Diaz coached linebackers for two years after mentoring the safeties during his first two years.

In four years under Diaz, the Middle Tennessee defense led its conference in sacks and tackles for loss twice, and finished no lower than third in the league in either category during his tenure. In 2009, the Blue Raiders finished second nationally in tackles for loss, stopping more than eight-and-a-half plays per game behind the line of scrimmage. Diaz's defense also ranked sixth nationally in sacks that season, posting nearly three per game.

Before joining Middle Tennessee, Diaz played a significant role for one of the country's top-ranked defenses by coaching safeties in 2004-05 and handling the linebackers in 2002-03 for NC State.

Diaz spent the 2000 and 2001 seasons at NCSU as a graduate assistant working primarily with the linebackers. During that time, the Wolfpack went to two bowl games and became the first ACC team to beat Florida State in Tallahassee.

Diaz began his coaching career at Florida State in 1998.



THOMAS BROWN

Offensive Coordinator/Running Backs | First Season at Miami (Sixth Overall)



BROWN FILE

Hometown: Atlanta, Ga.
College: University of Georgia, '07
Birthdate: May 15, 1986
Wife: Jessica
Children: Orlando and Tyson

Coaching Career

2016	Miami
	Offensive Coordinator / Running Backs
2015	Georgia
	Running Backs
2014	Wisconsin
	Running Backs
2013	Marshall
	Running Backs
2012	UT Chattanooga
	Running Backs
2011	Georgia
	Assistant Strength and Conditioning

BOWL GAMES COACHED (5)

2016 Russell Athletic Bowl	Miami
2015 TaxSlayer Bowl	Georgia
2014 Outback Bowl	Wisconsin
2013 Military Bowl	Marshall
2011 Outback Bowl	Georgia

Thomas Brown is in his first season as the Hurricanes' offensive coordinator. In addition to his duties as Miami's offensive coordinator, Brown also coaches the running backs.

Under his watch in 2016, sophomore running back Mark Walton became just the 11th running back in Miami history to rush for 1,000 yards in a season

Brown spent the 2015 campaign on Mark Richt's staff at Georgia where he coached the Bulldog running backs. During Brown's time with the Bulldogs, Georgia rushed for 2,513 yards (194.3 yards per game).

In 2015, he oversaw running back Sony Michel as he rushed for 1,076 yards. Michel became the 13th Bulldog in school history to rush for at least 1,000 yards in a season.

Before arriving at Georgia, Brown coached Heisman Trophy runner-up Melvin Gordon at Wisconsin in 2014. Gordon posted the second-best season ever by a running back with 2,587 rushing yards and 32 total touchdowns. He and sophomore Corey Clement combined to run for 3,536 yards to break the single-season Football Bowl Subdivision record for rushing yards by teammates that had been set the year before by Gordon and James White (3,053 yards).

The Badgers posted the two most prolific rushing performances in the country in 2014 with a school-record 644 rushing yards vs. Bowling Green and 581 vs. Nebraska, and their average of 6.91 yards per rushing attempt ranked as the fourth-best mark in FBS history.

Before joining the Wisconsin staff, Brown served as the running backs coach at Marshall in 2013 and at

UT Chattanooga in 2012. He spent the 2011 season as an assistant strength and conditioning coach at Georgia.

At Marshall, Brown helped direct Conference USA's second-ranked rushing offense which averaged 205.9 rushing yards per game (ranked 24th nationally). The Herd won the C-USA East Division title with a 7-1 record and defeated Maryland, 31-20, in the Military Bowl. Brown guided Essray Talianero to a season that saw him average 5.2 yards per carry and score 10 touchdowns while amassing 1,140 rushing yards. Marshall was one of just seven FBS teams to boast three running backs that rushed for at least 500 yards in 2013 - and was the lone program outside the Power Five conferences to accomplish the feat.

A native of Atlanta, Ga., Brown starred at Tucker High School before enrolling at Georgia and helping the Bulldogs to the 2005 Southeastern Conference championship. He finished his career as the fifth-leading rushing in Georgia history with 2,646 career yards and led the Bulldogs in rushing in 2005 and 2006. For his career, Brown averaged 5.0 yards per carry and scored 25 touchdowns. He was elected by his teammates as the permanent offensive team captain in 2007.

He was selected in the sixth round of the 2008 NFL Draft by the Atlanta Falcons and spent the 2009 season with the Cleveland Browns before retiring to pursue coaching opportunities.

Brown earned his bachelor's degree in speech communications from UGA. He and his wife, Jessica, have two children, Orlando and Tyson.

COACHES & STAFF



CRAIG KULIGOWSKI

Defensive Line | First Season at Miami (25th Overall)

KULIGOWSKI FILE

Hometown: Southgate, Mich.
 College: University of Toledo, '91
 Birthdate: Nov. 5, 1968
 Wife: Mary
 Children: Peyton, Madeline and Max

Coaching Career

2016	Miami Defensive Line
2001-2015	Missouri Defensive Line
1996-2000	Toledo Defensive Line
1993-1995	Toledo Offensive Line/Tight Ends
1992	Toledo Recruiting Coordinator

BOWL GAMES COACHED (12)

2016 Russell Athletic Bowl	Miami
2014 Citrus Bowl	Missouri
2013 Cotton Bowl Classic	Missouri
2011 Independence Bowl	Missouri
2010 Insight Bowl	Missouri
2009 Texas Bowl	Missouri
2008 Alamo Bowl	Missouri
2007 Cotton Bowl Classic	Missouri
2006 Sun Bowl	Missouri
2005 Independence Bowl	Missouri
2003 Independence Bowl	Missouri
1995 Las Vegas Bowl	Toledo

Craig Kuligowski is in his first season as the Hurricanes' defensive line coach.

Kuligowski arrived in Coral Gables, Fla., after spending the previous 15 years as the defensive line coach at the University of Missouri.

Miami's defensive line enjoyed vast improvements under his guidance and served as one of the top units both in the ACC and nationally in 2016.

At the conclusion of the regular season, Miami was ranked No. 26 nationally in total defense (up from No. 69 a season ago), No. 13 in yards per play (No. 86 in 2015), No. 14 in scoring defense (No. 77 in 2015), No. 6 in tackles for loss (No. 105 in 2015), No. 22 in team sacks (No. 70 in 2015) and No. 17 in defensive touchdowns (not ranked in 2015).

During his 15-year tenure with the Tigers, for whom he was the longest-tenured position coach in the SEC, Kuligowski coached 24 players to all-conference honors. In addition, Kuligowski produced four first round NFL Draft picks since 2009.

In 2015, Kuligowski's defensive line helped the Tigers rank second in the nation in team tackles for loss. The Tigers also ranked ninth in the nation in total defense.

In 2014, Mizzou led the SEC in sacks (a school-record 44), and was the stingiest defense in the league, allowing a conference-low 300.8 yards per game in league games.

The 2013 season saw the emergence of Michael Sam, who became one of the more compelling stories of the year, as he rose from little pre-season fanfare to become one of the top rush ends in the nation. He led the SEC in both sacks (11.5) and tackles for loss (19.0) was named SEC Defensive Player of the Year, and became MU's first defensive First-Team All-American since former great Justin Smith in 2001. Sam was a finalist for the Nagurski, Lombardi and Hendricks awards.

Kony Ealy also turned in an outstanding season, which culminated with him winning First-Team All-SEC acclaim by the Associated Press.

Kuligowski's defensive line was arguably the most disruptive and deepest in the nation in 2013, as it was responsible for 39 of Mizzou's 41 season sacks (which led the SEC and ranked 12th nationally), while notching 73.5 of the team's 107 tackles for loss.

Sheldon Richardson developed into one of the top defensive tackles in the nation in 2012, and claimed First-Team All-SEC honors for his play, which included leading all SEC linemen in tackles (75).

Coach "Kool" debuted a star pupil in 2009: redshirt freshman end Aldon Smith, who turned out to be one of the top freshmen in the entire nation. Smith was named the Big 12 Conference Defensive Freshman/Newcomer of the Year, in unanimous fashion, and he also earned third-team All-American honors, as well as first-team Freshman All-American honors for his outstanding play in 2009.

Smith broke the MU single-season quarterback sacks record in 2009, with 11.5 to surpass the old mark of 11 set in 2000 by former Missouri All-American Justin Smith. Aldon Smith also had 19 tackles for loss in his first year on the field for Mizzou, and he led all of the nation's freshmen in both sacks and tackles for loss a year ago.

In 2007, Kuligowski coached all four of his starters on the Tiger defensive line to at least honorable mention All-Big 12 honors.

Kuligowski was credited with building one of the top defensive lines in the MAC during his tenure at Toledo. In 2000, the Rockets were ranked fifth in the country in rushing defense, allowing just 81.5 yards per game and 2.46 yards per carry. They were ranked third in the country in scoring defense, third in total defense and No. 1 in turnover margin.

Kuligowski was a four-year standout at Toledo (1987-90) as an offensive tackle. He was named first team All-MAC two straight years and helped lead the Rockets to the MAC title his senior year.

Kuligowski earned a bachelor of business administration degree from Toledo in 1991. He and his wife Mary have two daughters: Peyton and Madeline, and a son, Max.



RON DUGANS

Passing Game Coordinator/Wide Receivers | First Season at Miami (11th Overall)



DUGANS FILE

Hometown: Tallahassee, Fla.
College: Florida State University, '99
Birthdate: April 27, 1977
Wife: Yasheka
Children: Yasmin, Y'Allana and Yanni

Coaching Career

2016	Miami Wide Receivers
2014-2015	South Florida Wide Receivers
2010-2013	Louisville Wide Receivers
2007-2009	Georgia Southern Wide Receivers
2007	Cincinnati Bengals Coaching Assistant
2005-2007	Florida State Graduate Assistant

BOWL GAMES COACHED (9)

2016 Russell Athletic Bowl	Miami
2015 Miami Beach Bowl	USF
2013 Russell Athletic	Louisville
2012 Sugar Bowl	Louisville
2011 Belk Bowl	Louisville
2010 Beef 'O' Brady's Bowl	Louisville
2007 Music City Bowl	FSU
2006 Emerald Bowl	FSU
2005 Orange Bowl	FSU

Ron Dugans is in his first season as the Hurricanes' wide receivers coach. In addition to his duties as Miami's wide receivers coach, Dugans also serves as the passing game coordinator.

Dugans guided freshman Ahmmon Richards to second-team ACSMA All-ACC honors in his first season, as Richards set the UM freshman all-time receiving mark with 866 receiving yards. Senior Stacy Coley, who became just the eighth Hurricane to ever top 2,000 career yards - including a career-best 743 under Dugans' watch in 2016 - was named to the All-ACC Third Team.

Dugans, a former wide receiver with the Cincinnati Bengals, has 12 years of coaching experience, making previous stops at Florida State, Georgia Southern, Louisville and USF.

The Tallahassee native spent the 2014 and 2015 seasons at USF, where he helped the Bulls to an 8-5 record and an appearance in the 2015 Miami Beach Bowl. Under Dugans' direction in 2015, junior wide receiver Rodney Adams posted a career-high 822 yards and hauled in a school-record nine receiving touchdowns.

In his first season in Tampa, Dugans helped guide wide receiver Andre Davis to a then-school record seven touchdown catches in 2014 despite Davis missing four games with an injury.

Before his two-year stint at USF, Dugans spent three years at Louisville where he served as an assistant on Charlie Strong's staff from 2010-13.

During his final two seasons at U of L, the Cardinals posted a 23-3 record, including an 11-2 mark and

a win in the 2013 Sugar Bowl. He guided wide receiver DeVante Parker to first-team All-American Athletic Conference honors in 2013, as the junior caught 55 passes for 885 yards and 12 touchdowns. Parker, who was also a 2012 first-team All-BIG EAST selection after posting 10 touchdown receptions, logged 28 touchdown catches in his first three seasons.

Prior to his time at Louisville, Dugans coached wide receivers at Georgia Southern (2007-09) for three seasons. Under Dugans' guidance, wide receiver Raja Andrews broke several school records during his senior campaign, en route to finishing 15th nationally in receptions per game and 20th in receiving yards.

Dugans served as a coaching assistant with the NFL's Cincinnati Bengals during the 2007 season. Prior to that, he coached at his alma mater, Florida State. He spent the 2006 season as a graduate assistant coach on offense.

Dugans reunites with Richt after he played for the first year Hurricanes' coach during his time as offensive coordinator at Florida State.

As a player from 1995-99, Dugans played his first two seasons at FSU before taking a medical redshirt during the 1997 campaign. He returned as a starting wide receiver his final two years from 1998-99 and posted 105 receptions for 1,520 yards and seven touchdowns in his career. He caught six passes for 135 yards in the 1999 Fiesta Bowl BCS National Championship Game against Tennessee and tallied five receptions for 99 yards and two touchdowns in the 2000 Sugar Bowl BCS National Championship Game.

COACHES & STAFF



STACY SEARELS

Offensive Line | First Season at Miami (25th Overall)



SEARELS LIFE

Hometown: Trion, Ga.
College: Auburn University, '90
Birthdate: May 19, 1965
Wife: Patricia Hale
Children: Taylor and Savannah

Coaching Career

2016	Miami Offensive Line
2014-2015	Virginia Tech Offensive Line
2011-2013	Texas Offensive Line
2009-2010	Georgia Offensive Line/Run Game Coordinator
2007-2008	Georgia Offensive Line
2003-2006	LSU Offensive Line
2000-2002	Cincinnati Offensive Line
1994-2000	Appalachian State Offensive Line
1992-1993	Auburn Graduate Assistant

BOWL GAMES COACHED (16)

2016 Russell Athletic Bowl	Miami
2015 Independence Bowl	Va Tech
2014 Military Bowl	Va Tech
2013 Alamo Bowl	Texas
2012 Alamo Bowl	Texas
2011 Holiday Bowl	Texas
2010 Liberty Bowl	Georgia
2009 Independence Bowl	Georgia
2008 Capitol One Bowl	Georgia
2007 Sugar Bowl	Georgia
2006 Sugar Bowl	LSU
2005 Peach Bowl	LSU
2004 Capitol One Bowl	LSU
2003 Sugar Bowl	LSU
2002 New Orleans	Cincinnati
2001 Motor City	Cincinnati

FCS PLAYOFFS

2000 NCAA Playoffs	Appalachian State
1999 NCAA Playoffs	Appalachian State
1998 NCAA Playoffs	Appalachian State
1995 NCAA Playoffs	Appalachian State
1994 NCAA Playoffs	Appalachian State

Stacy Searels is in his first season as the Hurricanes' offensive line coach.

Under his watch, senior offensive lineman Danny Isidora earned third-team ACSMA All-ACC honors in 2016.

Miami's offensive line played a key role in running back Mark Walton becoming just the 11th 1,000-yard rusher in Miami history in 2016.

Searels, the former offensive line coach at Virginia Tech, Texas, Georgia and LSU, and an All-America offensive lineman as a player at Auburn, reunited with Richt for the second time his career. Searels spent the 2007-10 seasons on Georgia's staff.

The Georgia native arrives in Coral Gables after he spent the past two seasons at Virginia Tech, where his offensive line helped guide the Hokies to a pair of bowl victories.

In 2013, his final season at Texas, Searels' line enabled the Longhorns to finish 36th in the country in rushing offense and 17th in sacks allowed per game. Trey Hopkins was named first-team All-Big 12, while Donald Hawkins secured a spot on the second team.

In 2012, the offensive line, which was without a senior starter, allowed the opposition to post just 4.1 tackles for loss per game, which ranked tied for third in the country.

During his first season at Texas, Searels helped the Longhorns rank 21st nationally and third in the Big 12 with 210.4 rushing yards per game.

Searels joined the Longhorns after coaching the offensive line at Georgia for four seasons. He added the duties of running game coordinator

in 2009. During his time in Athens, the Bulldogs ranked in the top 25 in the nation in fewest sacks allowed three times, including ranking sixth and leading the SEC in 2009 with just 12.

A three-year starter on the offensive line at Auburn, Searels earned first-team All-America honors from both The Associated Press and Football News as a senior in 1987.

Searels blocked for Heisman Trophy winner Bo Jackson in 1985 and All-American Brent Fullwood at Auburn in 1986 before becoming a fourth-round draft pick by the San Diego Chargers in 1988. He ended his professional career in 1991 with the New York/New Jersey Knights of the World League of American Football.

Searels is married to the former Patricia Hale, and they have two daughters: Taylor and Savannah.

TODD HARTLEY

Special Teams Coordinator/Tight Ends | First Season at Miami (Ninth Overall)



HARTLEY FILE

Hometown: Gary, Ga.
 College: University of Georgia, '08
 Birthdate: Sept. 9, 1985
 Wife: Jessica
 Children: Tucker, Tenley and Teagan

Coaching Career

2016	Miami
	Tight Ends/Special Teams
2015	Georgia
	Director of Recruiting
2013-2014	Marshall
	Tight Ends and Recruiting Coordinator
2011-2012	Marshall
	Defensive Assistant/Safeties
2009-10	Georgia
	Graduate Assistant
2008	West Virginia
	Offensive Quality Control

BOWL GAMES COACHED (8)

2016 Russell Athletic Bowl	Miami
2015 TaxSlayer Bowl	Georgia
2014 Boca Raton Bowl	Marshall
2013 Military Bowl	Marshall
2011 Beef 'O' Brady's Bowl	Marshall
2010 Liberty Bowl	Georgia
2009 Independence Bowl	Georgia
2008 Car Care Bowl	West Virginia

Todd Hartley is in his first year as the Hurricanes' special teams coordinator and tight ends coach.

Under his watch, redshirt sophomore tight end David Njoku earned ACSMA All-ACC Honorable Mention recognition with 654 receiving yards and seven touchdowns in 2016.

Punter Justin Vogel averaged a career-best 44.2 yards per punt, which ranked 18th nationally, while junior Braxton Berrios' average of 12.8 yards per punt return were the sixth-most nationwide.

Vogel earned ACSMA All-ACC second-team honors.

Hartley arrived in Miami after serving as Georgia's director of recruiting in 2015.

Before his return to Georgia, Hartley spent four years at Marshall serving as the tight ends coach and recruiting coordinator from 2013-14. He began his tenure at Marshall as the team's defensive assistant and safeties coach.

In 2014, he coached punter Tyler Williams to first-team All-Conference USA honors and tight end Eric Frohnapfel to C-USA and honorable mention All-Conference USA honors, making it the fourth straight year he coached at least one all-league student athlete (2013-tight end Gator Hoskins, 2012-safety Dominick LeGrande and 2011-safety Omar Brown).

His punt unit tied for first in the league in average (43.23) and his kickoff return unit ranked second in the league with a 24.61-yard average. Kickoff return man Deandre Reaves totaled 931 return yards, breaking his school record of 924 from 2013. His extra-point/field goal unit set school records in extra points made (83) and kick points (133). He also coached tight

end Ryan Yurachek to Conference USA All-Freshman honors. Prior to the season, his recruiting class was ranked as the best in Conference USA by various recruiting services by a wide margin and among the best within the Group of Five.

In 2013, Hartley mentored Hoskins, a two-time John Mackey Award Watch List honoree who secured a spot on the award's semifinalist list as a senior. A third-team CollegeSportsMadness.com All-American and first-team All-Conference USA selection, the Gainesville, Fla., native finished his career with 28 touchdowns on 99 receptions totaling 1,318 yards. The only player in Herd history to top Hoskins' 28.3 percent touchdown-catches ratio was Randy Moss (31.5 percent on 168 receptions, 53 touchdown catches). His 28 touchdown catches rank third in Herd history (Moss 53, Darius Watts 47). He finished with 15 touchdown catches as a senior (fifth-most at Marshall for a single season), a total that was tied for third nationally and the most among tight ends by seven. That season, his kickoff return unit finished third in Conference USA with a 23.85-yard average.

Georgia had an 11-win season and tallied three bowl victories during Hartley's years working with the Bulldogs, including a 41-10 rout of No. 10 Hawai'i in the 2008 Sugar Bowl. He was instrumental in preparation of the Georgia defense for the 2009 Independence Bowl at a time only one full-time assistant was on staff.

Hartley originally joined the Bulldogs as a student assistant at the end of the 2005 season and worked with the offense and special teams until the spring of 2008.

Hartley graduated from Georgia with a degree in health and physical education in May, 2008.

**RUMPH FILE**

Hometown: Boynton Beach, Fla.
 College: University of Miami, '02
 Birthdate: Nov. 8, 1979
 Wife: Veronica
 Children: Jalen and Sienna

Coaching Career

2016	Miami Cornerbacks
2013-2015	American Heritage Head Coach
2011-2012	American Heritage Defensive Coordinator

BOWL GAMES COACHED (1)

2016 Russell Athletic Bowl Miami

MIKE RUMPH

Cornerbacks | First Season at Miami (First Overall)

Mike Rumph is in his first season as the Hurricanes' cornerbacks coach.

Miami's defensive backfield enjoyed vast improvements under Rumph's guidance in 2016.

Senior defensive back Corn Elder earned ACSMA All-ACC second-team honors and served as one of Miami's top defensive playmakers.

At the conclusion of the regular season, Miami was ranked No. 26 nationally in total defense (up from No. 69 a season ago), No. 13 in yards per play (No. 86 in 2015), No. 14 in scoring defense (No. 77 in 2015), No. 6 in tackles for loss (No. 105 in 2015), No. 22 in team sacks (No. 70 in 2015) and No. 17 in defensive touchdowns (not ranked in 2015).

Rumph, a member of the Hurricanes' 2001 national championship team, returns to his alma mater after spending the past three seasons as the head coach at American Heritage High School in Plantation, Fla.

During his three seasons as head coach, Rumph guided the Patriots to three straight Florida High School Athletic Association (FHSA) state playoff appearances and compiled an overall record of 39-6 in one of Florida's most competitive districts.

Rumph wasted little time making his mark on the local high school coaching scene, as his 2013 and 2014 squads claimed 5A FHSAA State Championships, defeating its opponents by a combined score of 104-8 in the final game. American Heritage became just the second school in Broward County history to win back-to-back state football championships.

In 2013 and 2014, Rumph was recognized for his work on the side-

lines as he was selected as a coach for the U.S. Army All-American Bowl in San Antonio.

Before taking over as the head coach at American Heritage, Rumph served as the team's defensive coordinator for two seasons.

In addition, Rumph served as the boys and girls track and field head coach. In 2011, his boys and girls track and field teams captured the state championship. Following the year, Rumph was named the 2011 *Miami Herald* Track and Field Coach of the Year.

As a player at the University of Miami, Rumph earned all-conference honors during his junior and senior seasons. As a senior, Rumph finished with 117 tackles and six interceptions as he helped the Hurricanes to the 2001 National Championship.

Following the 2001 campaign, Rumph was selected in the first round of the 2002 NFL Draft with the 27th overall selection by the San Francisco 49ers. He played four seasons in San Francisco before concluding his pro career in 2006 with the Washington Redskins.



EPHRAIM BANDA

Safeties | First Season at Miami (Seventh Overall)



BANDA FILE

Hometown: San Antonio, Texas
College: Univ. of the Incarnate Word, '04
Birthdate: Nov. 1, 1981
Wife: Crystal
Children: Darian

Coaching Career

2016	Miami Safeties
2015	Mississippi State Defensive Assistant
2012-2015	Texas Graduate Assistant (Defense/ST)
2010-2011	Incarnate Word Graduate Assistant

BOWL GAMES COACHED (5)

2016 Russell Athletic Bowl	Miami
2015 Belk Bowl	Mississippi State
2014 Texas Bowl	Texas
2013 Alamo Bowl	Texas
2012 Alamo Bowl	Texas

Ephraim Banda is in his first season as the Hurricanes' safeties coach.

Miami's defensive backfield enjoyed vast improvements under Banda's watch in 2016.

Senior Rayshawn Jenkins earned ACCSMA All-ACC honorable mention recognition under his watch.

At the conclusion of the regular season, Miami was ranked No. 26 nationally in total defense (up from No. 69 a season ago), No. 13 in yards per play (No. 86 in 2015), No. 14 in scoring defense (No. 77 in 2015), No. 6 in tackles for loss (No. 105 in 2015), No. 22 in team sacks (No. 70 in 2015) and No. 17 in defensive touchdowns (not ranked in 2015).

Banda spent the 2015 season at Mississippi State, where he served as a defensive assistant under current Hurricanes defensive coordinator Manny Diaz.

In 2015, Mississippi State posted a 9-4 record, including a victory over NC State in the Belk Bowl. The Bulldogs' defensive unit held opponents to just 23.2 points per game and ranked in the nation's top 10 in red zone defense.

In addition, MSU led the nation in fewest pass plays of 20+ yards allowed in 2015, surrendering only 24. Despite several key injuries to seniors, the secondary ranked fourth in the Southeastern Conference in passes defended with 63.

Before arriving in Starkville, Banda spent three seasons as a defensive graduate assistant at Texas from 2012-15. He filled a variety of roles, from scripting practices and organizing scouting reports to assisting with the defensive backs. He also worked with both head coach Charlie Strong and former head coach

Mack Brown.

Banda was an instrumental part of the Longhorns defense staff during his time at Texas.

In 2014, Banda's assistance to the defensive staff guided the Longhorns to the nation's 24th-best ranking in total defense. The 2014 Texas squad also ranked No. 1 in scoring defense, No. 2 in total defense, No. 1 pass defense and No. 1 pass defense efficiency.

In 2012, Banda assisted with the game plan that allowed Texas to set an Alamo Bowl record with 10 sacks in the win over No. 13 Oregon State.

Under Banda's assistance in 2012, Texas also featured a defensive unit that allowed just 212.0 passing yards per game, while facing five of the nation's top-10 passing offenses that season.

In addition to his work on defense, Banda also assisted with the Longhorn special teams.

During his tenure at Texas, Banda coached first round NFL Draft pick Kenny Vaccaro.

Banda is a graduate of Incarnate Word in San Antonio. He got his coaching start there after his playing days in 2011.

COACHES & STAFF



JON RICHT

Quarterbacks | First Season at Miami (Second Overall)



RICHT FILE

Hometown: Watkinsville, Ga.
College: Mars Hill College, '12
Birthdate: March 11, 1990
Wife: Anna
Children: Jady

Coaching Career

2016	Miami Quarterbacks
2015	Buffalo Bills Offensive Assistant
2014	Georgia Quality Control

BOWL GAMES COACHED (2)

2016 Russell Athletic Bowl	Miami
2014 Belk Bowl	Georgia

Jon Richt is in his first season as the Hurricanes' quarterbacks coach.

Under his watch, junior quarterback Brad Kaaya became the all-time leading passer in Miami history with a career-best 3,250 passing yards.

Kaaya passed for 23 touchdowns compared to just seven interceptions, and completed passes with a career high-tying 61.2 percent rate.

Richt joined his father Mark's staff for the second time in his coaching career after he spent the 2015 campaign with the Buffalo Bills as an offensive assistant.

During his lone season in Buffalo, the Bills posted an 8-8 record under first-year head coach Rex Ryan.

He spent the 2014 season serving on Georgia's staff as a quality control assistant.

During the 2014 campaign, Georgia posted a 10-3 overall record and went 6-2 in in SEC play, placing second in the East Division.

The 2014 season was a record-breaking year for the Bulldogs' offensive unit as Georgia posted 537 points and averaged 41.3 points per game - both of which are school records. Georgia's 41.3 points per game ranked eighth in the NCAA.


Richt was a three-star member of Clemson's 2008 recruiting class before he transferred to Mars Hill College to finish out his collegiate career.

COACHES & STAFF

FOOTBALL SUPPORT STAFF




Grad Assistant
**ALEX
DEVINE**



Grad Assistant
**JAKE
FLAHERTY**



Grad Assistant
**GREG
NOSAL**



Grad Assistant
**MIKE
ZUCKERMAN**



Strength Coach
**GUS
FELDER**




Football Ops
**DON
CORZINE**



Athletic Trainer
**VINNY
SCAVO**



Player Development
**KAREEM
BROWN**



Player Development
**JOEL
RODRIGUEZ**



Player Personnel
**MATT
DOHERTY**



Nutrition
**KYLE
BELLAMY**



Player Personnel
**JORGE
BAEZ**



Player Personnel
**CHIP
FRANCOFORTE**



Strength Coach
**JOHN
THOMAS**



Strength Coach
**VICTOR
ISHMAEL**



Strength Coach
**JEREMY
ROBERTS**



Strength Coach
**MIGUEL
RIVERA**




Video
**ANDREW
ROSSETTI**




Equipment
**DAVID
CASE**



Football Ops
**JUSTIN
WELLS**



Quality Control
**BRANDON
LUMISH**



Quality Control
**MATT
GAZZILLO**



Quality Control
**JONATHAN
PATKE**



Athletic Training
**DUSTIN
WEST**



Athletic Training
**KARL
RENNALLS**

COACHES & STAFF



2016 SEASON IN REVIEW

SEASON STATISTICS.....	71-76
GAME RESULTS.....	77-82

2016 STATISTICS (OVERALL: 8-4, ACC: 5-3, HOME: 4-2, AWAY: 4-2)

RESULTS		RANK				
DATE	UM	OPP	OPPONENT	W/L	SCORE	ATT
Sept. 3, 2016	RV/RV		Florida A&M	W	70-3	60,703
Sept. 10, 2016	25/RV		FAU	W	38-10	57,123
Sept. 17, 2016	25/25		at Appalachian State	W	45-10	34,658
Oct. 1, 2016	14/14		at Georgia Tech	W	35-21	53,047
Oct. 8, 2016	10/10	23/21	Florida State	L	20-19	65,685
Oct. 15, 2016	16/17		North Carolina	L	20-13	58,731
Oct. 20, 2016			at Virginia Tech	L	37-16	63,507
Oct. 29, 2016			at Notre Dame	L	30-27	80,795
Nov. 5, 2016			Pittsburgh	W	51-28	51,796
Nov. 12, 2016			at Virginia	W	34-14	39,867
Nov. 19, 2016			at NC State	W	27-13	56,263
Nov. 26, 2016	NR/RV		Duke	W	40-21	57,396

TEAM STATISTICS

TEAM STATISTICS	UM	OPP
SCORING	415	227
Points Per Game	34.6	18.9
Points Off Turnovers	80	31
FIRST DOWNS	241	234
Rushing	91	99
Passing	134	117
Penalty	16	18
RUSHING YARDAGE	1892	1600
Yards gained rushing	2160	2038
Yards lost rushing	268	438
Rushing Attempts	401	459
Average Per Rush	4.7	3.5
Average Per Game	157.7	133.3
TDs Rushing	24	8
PASSING YARDAGE	3282	2645
Comp-Att-Int	239-392-7	245-420-8
Average Per Pass	8.4	6.3
Average Per Catch	13.7	10.8
Average Per Game	273.5	220.4
TDs Passing	23	17
TOTAL OFFENSE	5174	4245
Total Plays	793	879
Average Per Play	6.5	4.8
Average Per Game	431.2	353.8
KICK RETURNS: #-Yards	20-425	31-736
PUNT RETURNS: #-Yards	18-232	20-158
INT RETURNS: #-Yards	8-58	7-87
KICK RETURN AVERAGE	21.2	23.7
PUNT RETURN AVERAGE	12.9	7.9
INT RETURN AVERAGE	7.2	12.4
FUMBLES-LOST	6-3	19-10
PENALTIES-Yards	87-787	81-690
Average Per Game	65.6	57.5
PUNTS-Yards	58-2539	71-2862
Average Per Punt	43.8	40.3
Net punt average	40.7	34.8
KICKOFFS-Yards	82-5209	53-3277
Average Per Kick	63.5	61.8
Net kick average	39.9	39.7
TIME OF POSSESSION/Game	27:40	32:20
3RD-DOWN Conversions	59/159	75/193
3rd-Down Pct	37%	39%
4TH-DOWN Conversions	6/12	7/22
4th-Down Pct	50%	32%
SACKS BY-Yards	34-196	24-167
MISC YARDS	1	-8
TOUCHDOWNS SCORED	51	26
FIELD GOALS-ATTEMPTS	20-25	15-20
ON-SIDE KICKS	1-1	0-0
RED-ZONE SCORES	(42-51) 82%	(29-37) 78%
RED-ZONE TOUCHDOWNS	(30-51) 59%	(18-37) 49%
PAT-ATTEMPTS	(49-51) 96%	(26-26) 100%
ATTENDANCE	351434	328137
Games/Avg Per Game	6/58572	6/54690
Neutral Site Games		0/0

SCORE BY QUARTERS	1st	2nd	3rd	4th	OT	Total
Miami (FL)	85	104	145	81	0	415
Opponents	51	83	56	37	0	227

SEASON IN REVIEW

RUSHING

	GP	ATT	GAIN	LOSS	NET	AVG	TD	LONG	AVG/G
Walton.M.	12	192	1117	52	1065	5.5	14	80	88.8
Yearby.J.	12	99	609	17	592	6.0	7	64	49.3
Edwards.G.	10	49	278	7	271	5.5	1	74	27.1
Rosier.M.	6	2	65	0	65	32.5	1	46	10.8
Homer.T.	11	7	44	0	44	6.3	0	17	4.0
Richards.A.	12	2	8	0	8	4.0	0	4	0.7
Williams.M.	12	1	1	0	1	1.0	0	1	0.1
Team	11	14	0	21	-21	-1.5	0	0	-1.9
Kaaya.B.	12	35	38	171	-133	-3.8	1	12	-11.1
Total	12	401	2160	268	1892	4.7	24	80	157.7
Opponents	12	459	2038	438	1600	3.5	8	54	133.3

PASSING

	G	EFFIC	CMP-ATT-INT	PCT	YDS	TD	LNG	AVG/G
Kaaya.B.	12	147.78	237-387-7	61.2	3250	23	77	270.8
Rosier.M.	6	117.20	2-4-0	50.0	32	0	17	5.3
Team	11	0.00	0-1-0	0.0	0	0	0	0.0
Total	12	147.09	239-392-7	61.0	3282	23	77	273.5
Opponents	12	120.78	245-420-8	58.3	2645	17	75	220.4

RECEIVING

	G	NO.	YDS	AVG	TD	LONG	AVG/G
Coley.S.	12	58	703	12.1	9	55	58.6
Richards.A.	12	46	866	18.8	2	77	72.2
Nioku.D.	12	38	654	17.2	7	76	54.5
Walton.M.	12	26	242	9.3	1	30	20.2
Herdon IV.C.	12	25	296	11.8	2	48	24.7
Lewis.M.	12	14	192	13.7	0	44	16.0
Yearby.J.	12	10	65	6.5	0	14	5.4
Harris.D.	12	9	90	10.0	0	14	7.5
Berrios.B.	12	8	114	14.2	1	38	9.5
Dobard.S.	10	2	32	16.0	0	17	3.2
Williams.M.	12	2	19	9.5	1	15	1.6
Edwards.G.	10	1	9	9.0	0	9	0.9
Total	12	239	3282	13.7	23	77	273.5
Opponents	12	245	2645	10.8	17	75	220.4

TOTAL OFFENSE

	G	PLAYS	RUSH	PASS	TOTAL	AVG/G
Kaaya.B.	12	422	-133	3250	3117	259.8
Walton.M.	12	192	1065	0	1065	88.8
Yearby.J.	12	99	592	0	592	49.3
Edwards.G.	10	49	271	0	271	27.1
Rosier.M.	6	6	65	32	97	16.2
Homer.T.	11	7	44	0	44	4.0
Richards.A.	12	2	8	0	8	0.7
Williams.M.	12	1	1	0	1	0.1
Team	11	15	-21	0	-21	-1.9
Total	12	793	1892	3282	5174	431.2
Opponents	12	879	1600	2645	4245	353.8

SCORING

	TD	Fgs	PAT	RUSH	RCV	PASS	DXP	SAF	PTS
Badoley.M.	0	20-25	49-51	0-0	0	0-0	0	0	109
Walton.M.	15	0-0	0-0	0-0	0	0-0	0	0	90
Coley.S.	9	0-0	0-0	0-0	0	0-0	0	0	54
Nioku.D.	7	0-0	0-0	0-0	0	0-0	0	0	42
Yearby.J.	7	0-0	0-0	0-0	0	0-0	0	0	42
Richards.A.	2	0-0	0-0	0-0	0	0-0	0	0	12
Herdon IV.C.	2	0-0	0-0	0-0	0	0-0	0	0	12
Berrios.B.	2	0-0	0-0	0-0	0	0-0	0	0	12
Kaaya.B.	1	0-0	0-0	0-0	0	0-0	0	0	6
Quarterman.S.	1	0-0	0-0	0-0	0	0-0	0	0	6
Jackson.J.	1	0-0	0-0	0-0	0	0-0	0	0	6
Williams.M.	1	0-0	0-0	0-0	0	0-0	0	0	6
Jackson.M.	1	0-0	0-0	0-0	0	0-0	0	0	6
Edwards.G.	1	0-0	0-0	0-0	0	0-0	0	0	6
Rosier.M.	1	0-0	0-0	0-0	0	0-0	0	0	6
Total	51	20-25	49-51	0-0	0	0-0	0	0	415
Opponents	26	15-20	26-26	0-0	0	0-0	0	0	227

SCORING DRIVES

	Plays	Yards	Time	Result
FAMU	3	28	1:15	TD
FAMU	6	20	2:17	TD
FAMU	6	61	2:34	TD
FAMU	3	73	1:03	TD
FAMU	8	69	2:30	TD
FAMU	2	36	0:34	TD
FAMU	4	15	1:29	TD
FAMU	5	40	1:40	TD
FAMU	1	74	0:07	TD
FAU	5	39	2:06	TD
FAU	8	75	2:53	TD
FAU	12	65	5:00	FG
FAU	6	45	2:27	TD
FAU	3	31	1:56	TD
FAU	6	46	3:35	TD
APP ST.	1	80	0:12	TD
APP ST.	10	69	3:06	TD
APP ST.	5	67	1:34	TD
APP ST.	7	13	2:20	FG
APP ST.	4	75	1:51	TD
APP ST.	5	75	1:48	TD
APP ST.	5	53	2:50	TD
GT	8	85	2:53	TD
GT	9	90*	3:11	TD
GT	4	75	1:33	TD
FSU	8	39	2:20	FG
FSU	10	76	3:42	TD
FSU	5	46	2:05	FG
FSU	4	16	1:41	TD
UNC	10	46	2:55	FG
UNC	4	61	1:15	TD
UNC	13*	69	4:50	FG
VT	8	78	2:59	FG
VT	6	75	1:09	TD
VT	7	75	2:04	TD
ND	4	38	2:01	TD
ND	13*	76	6:19*	TD
ND	9	42	2:50	FG
ND	11	48	4:23	FG
PITT	6	75	2:14	TD
PITT	11	77	4:57	TD
PITT	10	23	3:18	FG
PITT	7	35	2:26	FG
PITT	10	71	2:40	TD
PITT	3	8	0:43	TD
PITT	10	75	3:49	TD
PITT	8	41	4:54	FG
PITT	3	62	0:28	TD
UVA	10	75	4:20	TD
UVA	12	67	3:21	FG
UVA	4	58	1:32	TD
UVA	10	37	4:12	FG
UVA	3	82	1:22	TD
UVA	4	39	2:19	TD
NC ST.	12	67	5:46	FG
NC ST.	3	75	0:55	TD
NC ST.	7	80	3:26	TD
NC ST.	7	11	2:29	FG
NC ST.	7	65	3:11	TD
DUKE	9	45	3:28	FG
DUKE	9	72	3:47	TD
DUKE	11	69	4:12	FG
DUKE	7	42	2:28	FG
DUKE	1	76	0:10	TD
DUKE	5	78	1:55	TD
DUKE	6	48	2:12	FG
DUKE	2	60	0:58	TD

* - Most Plays
^ - Most Yards
! - Most Time



INTERCEPTIONS	NO	YDS	AVG	TD	LG
Jenkins, R.	2	0	0.0	0	0
Colbert, A.	1	46	46.0	0	46
Smith, M.	1	-3	-3.0	0	0
Young, M.	1	0	0.0	0	0
Elder, C.	1	2	2.0	0	2
Pinckney, M.	1	2	2.0	0	2
Johnson, Ja.	1	11	11.0	0	11
Total	8	58	7.2	0	46
Opponents	7	87	12.4	0	60

KICK RETURNS	NO	YDS	AVG	TD	LG
Lewis, M.	18	385	21.4	0	34
Berrios, B.	2	40	20.0	0	32
Total	20	425	21.2	0	34
Opponents	31	736	23.7	1	100

PUNT RETURNS	NO	YDS	AVG	TD	LG
Berrios, B.	6	204	12.8	1	43
Bethel, P.	1	13	13.0	0	0
McIntosh, R.	1	6	6.0	0	0
Maves, R.	0	9	0.0	0	9
Total	18	232	12.9	1	43
Opponents	20	158	7.9	0	31

FUMBLE RETURNS	No.	Yds	Avg	TD	Long
Thomas, C.	1	9	9.0	0	9
Quarterman, S.	1	17	17.0	1	17
Jackson, J.	1	18	18.0	1	18
Jackson, M.	0	0	0.0	1	0
Total	3	44	14.7	3	18
Opponents	1	3	3.0	0	5

ALL-PURPOSE YARDS	G	RUSH	REC	PR	KR	IR	TOT	AVG/G
Walton, M.	12	1065	242	0	0	0	1307	108.9
Richards, A.	12	8	866	0	0	0	874	72.8
Coley, S.	12	0	703	0	0	0	703	58.6
Yearby, J.	12	592	65	0	0	0	657	54.8
Nioku, D.	12	0	654	0	0	0	654	54.5
Lewis, M.	12	0	192	0	385	0	577	48.1
Berrios, B.	12	0	114	204	40	0	358	29.8
Herrndon IV, C.	12	0	296	0	0	0	296	24.7
Edwards, G.	10	271	9	0	0	0	280	28.0
Harris, D.	12	0	90	0	0	0	90	7.5
Rosier, M.	6	65	0	0	0	0	65	10.8
Colbert, A.	7	0	0	0	0	46	46	6.6
Homer, T.	11	44	0	0	0	0	44	4.0
Dobard, S.	10	0	32	0	0	0	32	3.2
Williams, M.	12	1	19	0	0	0	20	1.7
Bethel, P.	10	0	0	13	0	0	13	1.3
Johnson, Ja.	12	0	0	0	0	11	11	0.9
Maves, R.	10	0	0	9	0	0	9	0.9
McIntosh, R.	12	0	0	6	0	0	6	0.5
Pinckney, M.	12	0	0	0	0	2	2	0.2
Elder, C.	12	0	0	0	0	2	2	0.2
Smith, M.	12	0	0	0	0	-3	-3	-0.2
Team	11	-21	0	0	0	0	-21	-1.9
Kaaya, B.	12	-133	0	0	0	0	-133	-11.1
Total	12	1892	3282	232	425	58	5889	490.8
Opponents	12	1600	2645	158	736	87	5226	435.5

PUNTING	NO	YDS	AVG	LG	TB	FC	I20	BLK
Vogel, J.	57	2522	44.2	63	1	28	23	16
Team	1	17	17.0	17	0	0	0	0
Total	58	2539	43.8	63	1	28	23	16
Opponents	71	2862	40.3	63	8	29	17	12

SEASON IN REVIEW



DEFENSIVE STATISTICS

	GP-GS	UA	AT	TT	TFL-YDS	SACK-YDS	INT-YDS	PBU	QBH	FR-YDS	FF	BLK	SAF
55 Quarterman,S.	12	40	39	79	9.0-30	2.5-9	.	1	8	1-7	.	.	.
6 Carter Sr.,J.	12	48	31	79	1.0-1	.	.	3
26 Jenkins,R.	12	52	18	70	3.5-13	1.5-6	2-0	7	1
29 Elder,C.	12	49	20	69	4.5-34	3.0-29	1-2	12	1	1-0	1	.	.
56 Pinckney,M.	12	30	27	57	6.5-26	2.5-19	1-2	2	2
80 McIntosh,R.	12	24	18	42	8.5-30	2.0-7	.	2	.	.	.	2	.
7A Norton,K.	12	20	17	37	10.0-24	2.0-7	.	.	1	.	1	.	.
4 Johnson,Ja.	12	23	12	35	3.0-6	.	1-11	2	1	1-0	.	1	.
9A Thomas,C.	11	19	14	33	10.5-47	4.5-28	.	2	1	1-9	.	.	.
53 McCloud,Z.	12	17	14	31	2.5-2	.	.	1	4	.	.	1	.
99 Jackson,J.	12	15	13	28	10.5-45	7.5-38	.	.	1	2-18	2	.	.
22 Redwine,S.	11	18	10	28	.	.	.	2	.	.	1	.	.
31 Jackson,D.	10	14	12	26	6.0-28	2.5-21	.	4	1
2A Young,M.	11	17	6	23	.	.	1-0
33 Harris,T.	12	18	5	23	9.5-33	3.0-19	.	2	3	1-0	1	.	.
91 Willis,G.	9	13	6	19	5.5-10	1.5-8	.	2	1
25 Colbert,A.	7	11	7	18	1.5-4	.	1-46	3
58 Owens,D.	11	8	7	15	1.5-1	.	.	1	.	1-0	.	.	.
34 Perry,C.	11	4	8	12	1	.	.
57 Smith,M.	12	5	6	11	0.5-1	.	1-3
92 Jenkins,C.	9	4	5	9	3.5-9	.	.	1
24 Homer,T.	11	5	3	8	1-0	.	.	.
30 Finley,R.	11	3	4	7
28 Jackson,M.	11	2	4	6	.	.	.	1	.	1-0	.	.	.
38 Wright,C.	9	5	1	6
93 Bethel,P.	10	4	2	6	1	.	.	1	.
20 Knowles,R.	10	5	1	6
7 Edwards,G.	10	3	2	5
3A McCray,T.	4	3	1	4
95 Moten,A.	10	2	2	4	0.5-1
23 Herndon IV,C.	12	2	2	4
3 Coley,S.	12	3	1	4
1 Walton,M.	12	2	2	4
94 Fines,R.	3	2	1	3	0.5-1
27 Mayes,R.	10	1	2	3
5A Badgley,M.	12	3	.	3
16 Vogel,J.	12	2	.	2
52 Gordinier,J.	3	1	1	2
21 Henley,T.	3	1	.	1
36 Williams,M.	12	.	1	1	0.5-1
5 Dobard,S.	10	1	.	1
84 Mullins,D.	3	1	.	1
86 Nioku,D.	12	.	1	1
39 Butler,J.	11	.	1	1
63 Isidora,D.	12	1	.	1
9 Lewis,M.	12	1
Total	12	501	327	828	99-355	34-196	8-58	49	26	10-44	7	5	.
Opponents	12	449	276	725	64.0-260	24-167	7-87	34	20	3-3	4	4	.

STARTERS

Offense	LT	LG	C	RG	RT	WR/TE	WR/TE/FB	WR	WR	RB	QB
Florida A&M	Darling	McDermott	Linder	Isidora	Odogwu	Nioku	Herndon IV	Richards	Coley	Walton	Kaaya
FAU	Darling	McDermott	Linder	Isidora	Odogwu	Herndon IV M. Williams	Richards	Coley	Walton	Kaaya	
at Appalachian State	Darling	McDermott	Linder	Isidora	Odogwu	Herndon IV M. Williams	Harris	Coley	Walton	Kaaya	
at Georgia Tech	Darling	McDermott	Linder	Isidora	Odogwu	Nioku	Herndon IV	Richards	Coley	Walton	Kaaya
Florida State	Darling	McDermott	Linder	Isidora	Odogwu	Nioku	Herndon IV	Richards	Coley	Walton	Kaaya
North Carolina	Darling	McDermott	Linder	Isidora	St. Louis	Herndon IV M. Williams	Richards	Coley	Walton	Kaaya	
at Virginia Tech	Darling	McDermott	Linder	Isidora	St. Louis	Herndon IV	Berrios	Richards	Coley	Walton	Kaaya
at Notre Dame	Darling	McDermott	Linder	Isidora	St. Louis	Berrios	Edwards	Richards	Coley	Walton	Kaaya
Pittsburgh	Darling	McDermott	Linder	Isidora	St. Louis	Herndon IV	Berrios	Richards	Coley	Walton	Kaaya
at Virginia	McDermott	Gauthier	Gall	Isidora	St. Louis	Herndon IV M. Williams	Richards M. Lewis	Walton	Kaaya		
at NC State	McDermott	Gauthier	Gall	Isidora	St. Louis	Nioku	Herndon IV	Richards M. Lewis	Walton	Kaaya	
Duke	McDermott	Gauthier	Gall	Isidora	St. Louis	Herndon IV M. Williams	Richards M. Lewis	Walton	Kaaya		

Defense	DE	NOSE	DT	OLB/DE	ILB/OLB	ILB	OLB	CB	CB	S	S
Florida A&M	D. Jackson	Norton	McIntosh	Thomas	McCloud	Quarterman	Pinckney	Colbert	Elder	Carter	Jenkins
FAU	D. Jackson	Norton	McIntosh	Thomas	Ja. Johnson	Quarterman	Pinckney	Redwine	Elder	Carter	Jenkins
at Appalachian State	D. Jackson	Norton	McIntosh	Thomas	McCloud	Quarterman	Pinckney	Redwine	Elder	Carter	Jenkins
at Georgia Tech	T. Harris	Norton	McIntosh	Thomas	McCloud	Quarterman	Pinckney	Redwine	Elder	Carter	Jenkins
Florida State	D. Jackson	Norton	McIntosh	Thomas	McCloud	Quarterman	Pinckney	Redwine	Elder	Carter	Jenkins
North Carolina	D. Jackson	Norton	McIntosh	Thomas	McCloud	Quarterman	Pinckney	Redwine	Elder	Ja. Johnson	Jenkins
at Virginia Tech	J. Jackson	Norton	McIntosh	T. Harris	McCloud	Quarterman	Pinckney	Colbert	Elder	Carter	Ja. Johnson
at Notre Dame	T. Harris	Norton	McIntosh	Thomas	McCloud	Quarterman	Pinckney	Colbert	Elder	Carter	Jenkins
Pittsburgh	T. Harris	Norton	McIntosh	Thomas	McCloud	Quarterman	Pinckney	Ja. Johnson	Elder	Carter	Jenkins
at Virginia	T. Harris	Norton	McIntosh	Thomas	McCloud	Quarterman	Pinckney	M. Young	Elder	Carter	Jenkins
at NC State	T. Harris	Norton	McIntosh	Thomas	McCloud	Quarterman	Pinckney	M. Young	Elder	Carter	Jenkins
Duke	T. Harris	Norton	McIntosh	Thomas	McCloud	Quarterman	Pinckney	M. Young	Elder	Carter	Jenkins



PASSING

#15 Brad Kaaya	Att	Comp	Int	Pct	Yards	TD	Long	SACK	YDS	EFFIC
FAMU	18	12	0	66.7	135	4	26	1	8	203.0
FAU	31	17	2	54.8	191	0	46	0	0	93.7
Appalachian State	27	21	1	77.8	368	3	62	1	8	221.5
Georgia Tech	19	13	0	68.4	241	1	48	0	0	192.3
Florida State	32	19	1	59.4	214	2	38	3	14	129.9
North Carolina	31	16	0	51.6	224	0	33	2	13	112.3
Virginia Tech	38	23	1	60.5	323	2	48	8	57	144.0
Notre Dame	42	26	1	61.9	288	1	24	5	41	122.6
Pittsburgh	47	32	0	68.1	356	4	41	1	3	159.8
Virginia	29	14	1	48.3	228	2	77	1	4	130.2
NC State	38	22	0	57.9	286	0	51	2	19	121.1
Duke	35	22	0	62.9	396	4	76	0	0	195.6
TOTALS	387	237	7	61.2	3250	23	77	24	167	147.8

#12 Malik Rosier	Att	Comp	Int	Pct	Yards	TD	Long	SACK	YDS	EFFIC
FAMU	3	1	0	33.3	15	0	15	0	0	75.3
Appalachian State	1	1	0	100.0	17	0	17	0	0	242.8
TOTALS	4	2	0	50.0	32	0	17	0	0	117.2

RUSHING	No-Yds/TD	FAMU	FAU	APP STATE	GT	FSU	UNC	VT	ND	PITT	UVA	NCST	DUKE	VVVU
Walton.M.RB	192-1065/14	15-116/1	17-155/4	16-130/2	15-44/1	14-39/0	24-82/0	11-38/0	18-45/1	14-125/1	16-111/1	19-120/3	313-60/0	-
Yearby.J.RB	99-592/7	7-105/2	20-121/1	8-30/1	9-65/1	10-39/0	10-74/1	9-59/0	6-1/0	8-28/0	9-53/1	2-15/0	1-2/0	-
Edwards.G.RB	49-271/1	7-106/1	-	4-14/0	2-7/0	DNP	-	DNP	3-1/0	6-10/0	11-68/0	5-12/0	11-55/0	-
Rosier.M.QB	2-65/1	1-19/1	DNP	-	-	-	DNP	DNP	DNP	DNP	DNP	-	1-46/0	-
Homer.T.RB	7-44/0	5-35/0	-	DNP	-	-	-	-	-	-	-	-	2-9/0	-
Richards.A.WR	2-8/0	-	-	-	-	-	-	-	2-8/0	-	-	-	-	-
Williams.M.FB	1-1/0	-	-	-	-	-	-	-	-	1-1/0	-	-	-	-
Team	14--21/0	-	DNP	2--2/0	1--2/0	1--2/0	-	-	-	2--3/0	4--6/0	3--4/0	1--2/0	-
Kaaya.B.QB	35--133/1	1--8/0	2-3/0	1--8/0	-	3--14/0	2--17/0	9--55/0	6--35/0	5-17/1	2--4/0	3--14/0	1-2/0	-

RECEIVING	No-Yds/TD	FAMU	FAU	APP STATE	GT	FSU	UNC	VT	ND	PITT	UVA	NCST	DUKE	VVVU
Richards.A.WR	46-866/2	2-31/1	3-30/0	4-142/0	2-43/0	4-58/0	2-55/0	3-78/0	3-51/0	8-144/0	3-100/1	9-117/0	3-17/0	-
Coley.S.WR	58-703/9	2-13/1	4-38/0	5-85/2	4-75/1	7-80/2	2-12/0	5-49/0	7-81/0	9-59/2	2-39/0	2-54/0	9-118/1	-
Nioku.D.TE	38-654/7	2-15/0	2-49/0	3-69/1	-	3-17/0	4-82/0	3-69/0	4-45/1	6-86/2	3-16/1	6-72/0	2-134/2	-
Hernon.IV.C.	25-296/2	2-42/1	2-21/0	1-6/0	2-59/0	1-11/0	2-48/0	4-53/1	5-30/0	2-7/0	1-3/0	2-6/0	1-10/0	-
Walton.M.RB	26-242/1	-	-	1-1/0	3-29/0	3-42/0	3-23/0	3-11/0	3-38/0	3-24/0	2-11/0	1-19/0	4-46/1	-
Lewis.M.WR	14-192/0	1-11/0	1-11/0	-	-	-	2-25/0	2-22/0	2-22/0	2-21/0	2-50/0	2-18/0	2-33/0	-
Berrios.B.WR	8-114/1	1-5/0	-	1-13/0	1-22/0	1-6/0	-	2-25/1	-	1-5/0	-	-	1-38/0	-
Harris.D.WR	9-90/0	-	1-6/0	5-48/0	-	-	-	1-13/0	1-14/0	1-9/0	-	-	-	-
Yearby.J.RB	10-65/0	1-14/0	3-21/0	1-6/0	1-13/0	3-4/0	-	1-7/0	-	-	-	-	-	-
Dobard.S.TE	2-32/0	1-15/0	-	1-17/0	DNP	-	-	-	-	-	-	-	DNP	-
Williams.M.FB	2-19/1	1-4/1	1-15/0	-	-	-	-	-	-	-	-	-	-	-
Edwards.G.RB	1-9/0	-	-	-	-	DNP	-	DNP	-	-	1-9/0	-	-	-

ALL-PURPOSE	Total	FAMU	FAU	APP STATE	GT	FSU	UNC	VT	ND	PITT	UVA	NCST	DUKE	VVVU
Walton.M.	1307	116	155	129	73	81	105	49	83	149	122	139	106	-
Richards.A.	874	31	30	142	43	58	55	78	59	144	100	117	17	-
Coley.S.	703	13	38	85	75	80	12	49	81	59	39	54	118	-
Yearby.J.	657	119	142	36	78	39	78	59	8	28	53	15	2	-
Nioku.D.	654	15	49	69	-	17	82	69	45	86	16	72	134	-
Lewis.M.	577	11	11	28	-	60	25	78	105	95	89	75	-	-
Berrios.B.	358	60	17	57	27	72	-	25	30	27	-	5	38	-
Hernon.IV.C.	296	42	21	6	59	11	48	53	30	7	3	6	10	-
Edwards.G.	280	106	-	14	7	DNP	-	DNP	-1	10	77	12	55	-
Harris.D.	90	-	6	48	-	-	-	13	14	9	-	-	-	-
Rosier.M.	65	19	DNP	-	-	-	DNP	DNP	DNP	DNP	-	DNP	-	46
Colbert.A.	46	46	DNP	DNP	-	-	-	-	-	-	DNP	DNP	DNP	-
Homer.T.	44	35	-	DNP	-	-	-	-	-	-	-	-	9	-
Dobard.S.	32	15	-	17	DNP	-	-	-	-	-	-	-	DNP	-
Williams.M.	20	4	15	-	-	-	-	-	1	-	-	-	-	-
Bethel.P.	13	13	-	-	-	-	-	-	DNP	-	-	-	DNP	-
Johnson.Ja.	11	-	-	-	-	11	-	-	-	-	-	-	-	-
Mayer.R.	9	9	-	-	-	-	-	-	-	-	DNP	DNP	-	-
McIntosh.R.	6	-	6	-	-	-	-	-	-	-	-	-	-	-
Pinckney.M.	2	-	-	2	-	-	-	-	-	-	-	-	-	-
Elder.C.	2	2	-	-	-	-	-	-	-	-	-	-	-	-
Smith.M.	-3	-	-	-3	-	-	-	-	-	-	-	-	-	-
Team	-21	-	-	-2	-2	-2	-	-	-	-3	-6	-4	-2	-
Kaaya.B.	-133	-8	3	-8	-	-14	-17	-55	-35	17	-4	-14	2	-

SEASON IN REVIEW



TOTAL TACKLES	UA-A-T	FAMU	FAU	APP STATE	GT	FSU	UNC	VT	ND	PITT	UVA	NCST	DUKE	WVU
Carter Sr., J. DB	48-31-79	1-0	4-0	3-3	9-0	2-1	3-2	6-5	3-1	2-2	5-4	6-4	4-9	-
Quarterman S. LB	40-39-79	5-2	2-1	0-2	5-3	3-1	6-5	2-6	5-3	0-5	1-4	7-1	4-6	-
Jenkins R. DB	52-18-70	4-1	3-2	3-1	6-0	6-0	9-5	2-1	2-1	3-1	5-1	2-2	7-3	-
Elder C. DB	49-20-69	2-0	3-0	6-1	3-0	6-0	11-3	1-5	4-2	6-3	4-1	2-0	1-5	-
Pinckney M. LB	30-27-57	2-1	6-3	1-3	3-1	4-1	2-4	3-1	3-0	0-2	1-3	4-2	1-6	-
McIntosh R. DL	24-18-42	6-2	2-1	0-3	0-1	2-2	3-3	1-2	5-0	1-1	1-1	2-0	1-2	-
Norton K. DL	20-17-37	2-1	2-0	2-3	2-1	3-0	1-2	4-2	1-1	2-3	0-1	-	1-3	-
Johnson Ja. DB	23-12-35	4-1	2-1	2-2	4-0	2-0	0-2	1-2	0-1	2-0	2-0	3-3	1-0	-
Thomas C. DL	19-14-33	2-1	3-0	3-6	1-0	4-0	0-2	DNP	2-0	-	2-4	2-1	-	-
McCloud Z. LB	17-14-31	1-0	3-0	0-3	-	3-0	2-0	2-3	1-0	1-2	1-0	1-2	2-4	-
Johnson J. DL	15-13-28	0-1	3-0	0-2	1-0	1-1	2-1	2-4	1-1	-	2-1	1-1	2-1	-
Redwine S. DB	18-10-28	2-0	1-0	2-1	1-1	4-2	1-1	DNP	-	1-2	5-2	-	1-1	-
Jackson D. DL	14-12-26	4-1	4-1	2-4	1-1	3-0	0-1	DNP	DNP	-	0-2	0-1	0-1	-
Harris T. DL	18-5-23	-	-	-	6-1	1-0	1-1	2-0	4-0	2-2	-	1-0	1-1	-
Young M. DB	17-6-23	1-0	-	2-0	DNP	-	1-0	-	-	3-3	2-1	5-1	3-1	-
Willis G. DL	13-6-19	DNP	2-0	2-1	4-0	1-1	DNP	DNP	1-0	1-0	0-1	1-1	1-2	-
Colbert A. DB	11-7-18	-	DNP	DNP	-	1-0	1-4	3-3	6-0	-	DNP	DNP	DNP	-
Owens D. LB	8-7-15	DNP	2-0	-	-	2-0	0-1	1-2	2-1	0-2	-	0-1	1-0	-
Perry C. LB	4-8-12	0-1	-	1-1	1-0	-	0-2	0-1	2-1	0-1	0-1	DNP	-	-
Smith M. LB	5-6-11	1-2	-	1-2	-	2-0	-	0-1	-	-	1-1	-	-	-
Jenkins C. DL	4-5-9	3-0	DNP	DNP	1-1	-	0-3	-	-	-	DNP	-	0-1	-
Homer T.	5-3-8	1-0	1-0	DNP	-	1-0	0-1	1-1	-	-	-	-	1-1	-
Finley R. DB	3-4-7	3-0	-	DNP	-	-	-	-	0-1	-	-	0-1	0-2	-
Bethel P. DL	4-2-6	-	-	1-0	-	1-1	-	2-1	DNP	-	-	DNP	-	-
Knowles R. DB	5-1-6	1-1	1-0	-	DNP	-	1-0	-	1-0	DNP	1-0	-	-	-
Wright C. DB	5-1-6	-	1-0	1-0	DNP	1-0	-	-	0-1	1-0	1-0	DNP	DNP	-
Jackson M. DB	2-4-6	2-1	-	0-1	0-1	-	0-1	-	-	-	DNP	-	-	-
Edwards G.	3-2-5	1-0	-	-	-	DNP	0-1	DNP	-	-	2-0	-	0-1	-
Walton M.	2-2-4	-	-	-	-	-	-	-	1-0	0-1	-	0-1	1-0	-
Moten A. DL	2-2-4	DNP	DNP	0-1	-	-	0-1	-	-	1-0	1-0	-	-	-
Herndon I.V.C.	2-2-4	1-2	1-0	-	-	-	-	-	-	-	-	-	-	-
McCray T. LB	3-1-4	-	DNP	2-1	DNP	DNP	DNP	DNP	DNP	DNP	1-0	DNP	-	-
Coley S.	3-1-4	-	-	-	0-1	-	1-0	-	-	1-0	-	-	1-0	-
Fines R. DL	2-1-3	1-1	-	DNP	DNP	DNP	DNP	1-0	DNP	DNP	DNP	DNP	DNP	-
Badgley M.	3-0-3	-	2-0	-	-	-	-	-	1-0	-	-	-	-	-
Mayes R. DB	1-2-3	-	-	0-1	-	-	-	0-1	1-0	-	DNP	DNP	-	-
Vogel J.	2-0-2	-	-	-	1-0	-	-	-	-	-	-	-	1-0	-
Gordinier J. LB	1-1-2	1-0	DNP	DNP	-	DNP	DNP	DNP	DNP	0-1	DNP	DNP	DNP	-
Nioku D.	0-1-1	-	-	-	-	-	-	0-1	-	-	-	-	-	-
Henley T. DB	1-0-1	1-0	-	DNP	DNP	-	DNP	DNP	DNP	DNP	DNP	DNP	DNP	-
Dobard S.	1-0-1	-	-	-	DNP	-	-	-	-	1-0	-	DNP	-	-
Mullins D.	1-0-1	-	DNP	1-0	DNP	DNP	DNP	DNP	DNP	DNP	DNP	DNP	-	-
Butler J.	0-1-1	-	-	-	-	-	-	-	-	0-1	DNP	-	-	-
Williams M.	0-1-1	0-1	-	-	-	-	-	-	-	-	-	-	-	-
Isidora D.	1-0-1	-	-	-	-	-	1-0	-	-	-	-	-	-	-

SEASON IN REVIEW

TACKLES FOR LOSS	UA-A-T	FAMU	FAU	APP STATE	GT	FSU	UNC	VT	ND	PITT	UVA	NCST	DUKE	WVU
Jackson J. DL	9-3-10.5	-	2-0-10	1-0-2	1-0-4	0-5-5	-	2-0-8	-	-	1-0-1	1-0-1	2-0-14	-
Thomas C. DL	6-9-10.5	1-0-8	1-0-1	3-0-14	-	2-0-14	1-0-2	DNP	-	-	2-0-8	0-5-0	-	-
Norton K. DL	8-4-10.0	1-5-3	1-0-1	2-0-6	-	1-0-1	-	2-0-2	-	-	1-0-4	0-5-1	-	1-0-6
Harris T. DL	8-3-9.5	-	-	-	3-0-8	1-0-2	0-5-1	-	1-0-2	2-0-16	-	1-0-3	1-0-1	-
Quarterman S. LB	6-6-9.0	2-5-2	0-5-2	0-5-1	1-0-3	-	1-0-3	1-0-11	1-0-5	-	1-5-3	-	-	-
McIntosh R. DL	6-5-8.5	2-0-8	1-5-5	-	0-5-1	-	1-5-5	1-0-3	-	-	1-5-7	0-5-1	-	-
Pinckney M. LB	4-5-6.5	-	1-5-11	0-5-0	1-0-8	1-0-3	1-0-2	-	1-0-1	0-5-1	-	-	-	-
Jackson D. DL	5-2-6.0	3-0-20	1-0-2	1-0-3	-	-	0-5-1	DNP	DNP	-	0-5-2	-	-	-
Willis G. DL	4-3-5.5	DNP	2-0-7	1-5-3	1-0-2	0-5-5	DNP	DNP	-	-	0-5-1	-	-	-
Elder C. DB	4-1-4.5	-	-	1-0-10	-	-	-	2-5-17	-	-	1-0-7	-	-	-
Jenkins R. DB	1-5-3.5	-	1-0-6	-	-	-	-	1-0-0	-	-	1-5-7	-	-	-
Jenkins C. DL	3-1-3.5	3-0-8	DNP	DNP	0-5-1	-	-	-	-	-	DNP	-	-	-
Johnson Ja. DB	2-2-3.0	1-0-2	0-5-3	1-0-1	-	-	-	-	-	-	0-5-0	-	-	-
McCloud Z. LB	2-1-2.5	-	1-0-1	-	-	-	-	-	-	0-5-0	1-0-1	-	-	-
Colbert A. DB	1-1-1.5	-	DNP	DNP	-	-	-	0-5-1	1-0-3	-	DNP	DNP	DNP	-
Owens D. LB	1-1-1.5	DNP	-	-	-	-	-	1-5-1	-	-	-	-	-	-
Carter Sr., J. DB	0-2-1.0	-	-	-	-	-	-	-	-	0-5-0	-	0-5-1	-	-
Williams M.	0-1-0.5	0-5-1	-	-	-	-	-	-	-	-	-	-	-	-
Moten A. DL	0-1-0.5	DNP	DNP	0-5-1	-	-	-	-	-	-	-	-	-	-
Fines R. DL	0-1-0.5	0-5-1	-	DNP	DNP	DNP	DNP	-	DNP	DNP	DNP	DNP	DNP	-
Smith M. LB	0-1-0.5	-	-	-	-	-	-	-	-	-	0-5-1	-	-	-

SACKS	UA-A-T	FAMU	FAU	APP STATE	GT	FSU	UNC	VT	ND	PITT	UVA	NCST	DUKE	WVU
Jackson J. DL	7-1-7.5	-	2-0-10	-	1-0-4	0-5-5	-	1-0-4	-	-	1-0-1	-	2-0-14	-
Thomas C. DL	4-1-4.5	-	1-0-1	1-5-12	-	1-0-11	-	DNP	-	-	1-0-4	-	-	-
Harris T. DL	3-0-3.0	-	-	-	2-0-7	-	-	-	-	1-0-12	-	-	-	-
Elder C. DB	3-0-3.0	-	-	1-0-10	-	-	-	1-0-12	-	-	1-0-7	-	-	-
Quarterman S. LB	1-3-2.5	-	-	0-5-1	-	-	-	-	-	1-0-5	1-0-3	-	-	-
Pinckney M. LB	1-3-2.5	-	1-5-11	-	1-0-8	-	-	-	-	-	-	-	-	-
Jackson D. DL	2-1-2.5	2-0-19	-	-	-	-	-	DNP	DNP	-	0-5-2	-	-	-
McIntosh R. DL	1-2-2.0	-	0-5-3	-	-	-	-	1-0-3	-	-	0-5-1	-	-	-
Norton K. DL	2-0-2.0	-	-	-	-	-	-	1-0-1	-	-	-	-	1-0-6	-
Johnson Ja. DB	1-1-1.5	1-0-2	0-5-3	-	-	-	-	-	-	-	-	-	-	-
Jenkins R. DB	1-1-1.5	-	0-5-4	-	-	-	-	-	-	-	1-0-2	-	-	-
Willis G. DL	1-1-1.5	DNP	1-0-3	-	-	0-5-5	DNP	DNP	-	-	-	-	-	-

GAME 1 | SEPT. 3 | MIAMI GARDENS, FLA.

FLORIDA A&M	3
MIAMI	70

Score by Quarters	1	2	3	4	Score
Florida A&M (0-1)	0	3	0	0	3
Miami (1-0)	14	14	42	0	70

Scoring Summary

1st	12:33	UM	Williams, M. 4 yd pass from Kaaya, B. (Badgley, M. kick) 3-28 1:15, FAMU 0 - UM 7
	06:03	UM	Yearby, J. 1 yd run (Badgley, M. kick) 6-20 2:17, FAMU 0 - UM 14
2nd	10:57	UM	Herndon, C. 16 yd pass from Kaaya, B. (Badgley, M. kick) 6-61 2:34, FAMU 0 - UM 21
	08:02	UM	Yearby, J. 64 yd run (Badgley, M. kick) 3-73 1:03, FAMU 0 - UM 28
	04:47	FAMU	MILLER, Austin 31 yd field goal, 9-61 3:15, FAMU 3 - UM 28
3rd	12:30	UM	Walton, M. 37 yd run (Badgley, M. kick) 8-69 2:30, FAMU 3 - UM 35
	10:20	UM	Richards, A. 15 yd pass from Kaaya, B. (Badgley, M. kick) 2-36 0:34, FAMU 3 - UM 42
	06:32	UM	Coley, S. 4 yd pass from Kaaya, B. (Badgley, M. kick) 4-15 1:29, FAMU 3 - UM 49
	04:47	UM	Berrios, B. 41 yd punt return (Badgley, M. kick) FAMU 3 - UM 56
	02:24	UM	Rosier, M. 19 yd run (Badgley, M. kick) 5-40 1:40, FAMU 3 - UM 63
	00:00	UM	Edwards, G. 74 yd run (Badgley, M. kick) 1-74 0:07, FAMU 3 - UM 70

	FAMU	UM
FIRST DOWNS	13	22
RUSHES-YARDS (NET)	42-22	36-373
PASSING YDS (NET)	175	150
Passes Att-Comp-Int	27-15-2	21-13-0
TOTAL OFFENSE PLAYS-YARDS	69-197	57-523
Fumble Returns-Yards	0-0	0-0
Punt Returns-Yards	1-6	4-77
Kickoff Returns-Yards	9-136	0-0
Interception Returns-Yards	0-0	2-48
Punts (Number-Avg)	9-35.3	2-28.5
Fumbles-Lost	2-0	1-1
Penalties-Yards	9-84	6-54
Possession Time	37:33	22:27
Third-Down Conversions	4 of 16	7 of 11
Fourth-Down Conversions	0 of 1	1 of 1
Red-Zone Scores-Chances	1-1	6-8
Sacks By: Number-Yards	1-8	3-21

RUSHING: Miami: Walton, M. 15-116; Edwards, G. 7-106; Yearby, J. 7-105; Homer, T. 5-35; Rosier, M. 1-19; Kaaya, B. 1-minus 8. FAMU: Supre, H. 14-52; Coleman, K. 8-13; Gaskin, M. 2-6; Spells, T. 6-0; Ricci, R. 3-minus 1; Stanley, R. 6-minus 1; Smith, K. 1-minus 1; TEAM 2-minus 26.

PASSING: Miami: Kaaya, B. 12-18-0-135; Rosier, M. 1-3-0-15. FAMU: Coleman, K. 9-16-1-135; Stanley, R. 6-11-1-40.

RECEIVING: Miami: Herndon IV, C. 2-42; Richards, A. 2-31; Njoku, D. 2-15; Coley, S. 2-13; Dobard, S. 1-15; Yearby, J. 1-14; Lewis, M. 1-11; Berrios, B. 1-5; Williams, M. 1-4.

GAME 2 | SEPT. 10 | MIAMI GARDENS, FLA.

FAU	10
#25 MIAMI	38

Score by Quarters	1	2	3	4	Score
FAU (1-1)	0	3	7	0	10
Miami (2-0)	0	14	10	14	38

Scoring Summary

2nd	07:53	UM	Walton, M. 7 yd run (Badgley, M. kick), 5-39 2:06, FAU 0 - UM 7
	04:30	FAU	JOSEPH, Greg 1 38 yd field goal, 4-5 0:44, FAU 3 - UM 7
	01:37	UM	Walton, M. 3 yd run (Badgley, M. kick), 8-75 2:53, FAU 3 - UM 14
3rd	10:00	UM	Badgley, M. 27 yd field goal, 12-65 5:00, FAU 3 - UM 17
	06:43	UM	Walton, M. 16 yd run (Badgley, M. kick), 6-45 2:27, FAU 3 - UM 24
	03:50	FAU	HOWELL, Greg 38 yd run (JOSEPH, Greg I kick), 7-81 2:53, FAU 10 - UM 24
4th	11:44	UM	Walton, M. 30 yd run (Badgley, M. kick), 3-31 1:56, FAU 10 - UM 31
	01:00	UM	Yearby, J. 2 yd run (Badgley, M. kick), 6-46 3:35, FAU 10 - UM 38

	FAU	UM
FIRST DOWNS	13	21
RUSHES-YARDS (NET)	34-47	39-279
PASSING YDS (NET)	167	191
Passes Att-Comp-Int	37-18-1	31-17-2
TOTAL OFFENSE PLAYS-YARDS	71-214	70-470
Fumble Returns-Yards	0-0	0-0
Punt Returns-Yards	0-0	4-23
Kickoff Returns-Yards	5-149	0-0
Interception Returns-Yards	2-6	1-0
Punts (Number-Avg)	9-36.6	5-47.4
Fumbles-Lost	0-0	1-0
Penalties-Yards	6-45	9-90
Possession Time	29:58	30:02
Third-Down Conversions	4 of 20	4 of 11
Fourth-Down Conversions	1 of 3	0 of 0
Red-Zone Scores-Chances	0-0	5-6
Sacks By: Number-Yards	0-0	7-35

RUSHING: FAU-HOWELL, Greg 19-75; WHYTE, Kerrith 4-3; SINGLETARY, D 2-minus 4; PARR, Daniel 1-minus 4; DRISKEL, Jason 8-minus 23. Miami (FL)-Walton, M. 17-115; Yearby, J. 20-121; Kaaya, B. 2-3.

PASSING: FAU-DRISKEL, Jason 18-36-1-167; PARR, Daniel 0-1-0-0. Miami (FL)-Kaaya, B. 17-31-2-191.

RECEIVING: FAU-WOODS, Kalib 9-121; HARRISON, T 2-5; CAMERON, Tyler 1-17; BUSSEY, Henry 1-8; TERRY, Nate 1-8; HOWELL, Greg 1-4; WHYTE, Kerrith 1-4; MITCHELL, John 1-4; SINGLETARY, D 1-minus 4. Miami (FL)-Coley, S. 4-38; Richards, A. 3-30; Yearby, J. 3-21; Njoku, D. 2-49; Herndon IV, C. 2-21; Williams, M. 1-15; Lewis, M. 1-11; Harris, D. 1-6.

GAME 3 | SEPT. 17 | BOONE, N.C.

#25 MIAMI	45
APPALACHIAN STATE	10

Score by Quarters	1	2	3	4	Score
Miami (3-0)	21	3	14	7	45
Appalachian State (1-2)	0	3	7	0	10

Scoring Summary

1st	11:48	UM	Walton, M. 80 yd run (Badgley, M. kick)
			1-80 0:12, UM 7 - APP 0
	05:46	UM	Njoku, D. 9 yd pass from Kaaya, B. (Badgley, M. kick) 10-69 3:06, UM 14 - APP 0
	01:21	UM	Coley, S. 55 yd pass from Kaaya, B. (Badgley, M. kick) 5-67 1:34, UM 21 - APP 0
2nd	11:53	UM	Badgley, M. 44 yd field goal 7-13 2:20, UM 24 - APP 0
	02:02	APP	Rubino, Michael 31 yd field goal 11-74 5:01, UM 24 - APP 3
3rd	08:41	APP	Burns, Barrett 24 yd pass from Lamb, Taylor (Rubino, M. kick), 6-38 3:01, UM 24 - APP 10
	06:50	UM	Yearby, J. 12 yd run (Badgley, M. kick) 4-75 1:51, UM 31 - APP 10
	01:38	UM	Coley, S. 8 yd pass from Kaaya, B. (Badgley, M. kick) 5-75 1:48, UM 38 - APP 10
4th	10:41	UM	Walton, M. 10 yd run (Badgley, M. kick) 5-53 2:50, UM 45 - APP 10

	UM	APP ST
FIRST DOWNS	18	17
RUSHES-YARDS (NET)	31-164	48-126
PASSING YDS (NET)	385	115
Passes Att-Comp-Int	28-22-1	22-10-1
TOTAL OFFENSE PLAYS-YARDS	59-549	70-241
Fumble Returns-Yards	0-0	0-0
Punt Returns-Yards	1-12	1-0
Kickoff Returns-Yards	2-60	1-21
Interception Returns-Yards	1-3	1-60
Punts (Number-Avg)	4-44.0	8-38.8
Fumbles-Lost	0-0	2-0
Penalties-Yards	9-73	8-58
Possession Time	25:36	34:24
Third-Down Conversions	6 of 11	2 of 13
Fourth-Down Conversions	0 of 1	1 of 2
Red-Zone Scores-Chances	4-5	1-1
Sacks By: Number-Yards	3-23	1-8

RUSHING: Miami (FL)-Walton, M. 16-130; Yearby, J. 8-30; Edwards, G. 4-14; Team 2-minus 2; Kaaya, B. 1-minus 8. Appalachian State-Moore, Jalin 23-89; Cox, Marcus 7-30; Evans, D. 5-18; Barbour, Jaylan 1-8; Caruso, J.P. 1-4; Lamb, Taylor 9-minus 6; TEAM 2-minus 17.

PASSING: Miami (FL)-Kaaya, B. 21-27-1-368; Rosier, M. 1-1-0-17. Appalachian State-Lamb, Taylor 10-21-1-115; TEAM 0-1-0-0.

RECEIVING: Miami (FL)-Coley, S. 5-85; Harris, D. 5-48; Richards, A. 4-142; Njoku, D. 3-69; Dobard, S. 1-17; Berrios, B. 1-13; Herndon IV, C. 1-6; Yearby, J. 1-6; Walton, M. 1-minus 1. Appalachian State-Burns, Barrett 4-61; Hopkins, D. 2-2; Letman, Zy 1-22; Capel, Jaquill 1-13; Meadors, S. 1-9; Jones, Dante 1-8.

GAME 4 | OCT. 1 | ATLANTA, GA.

#14 MIAMI	35
GEORGIA TECH	21

Score by Quarters	1	2	3	4	Score
Miami (4-0, 1-0 ACC)	7	21	7	0	35
Georgia Tech (3-2, 1-2 ACC)	0	14	7	0	21

Scoring Summary

1st	06:17	UM	Yearby, J. 27 yd run (Badgley, M. kick), 8-85 2:53, UM 7 - GT 0
2nd	14:54	GT	Mills, D. 7 yd run (Butker, H. kick), 11-75 6:23, UM 7 - GT 7
	06:42	UM	Walton, M. 14 yd run (Badgley, M. kick), 9-90 3:11, UM 14 - GT 7
	05:50	UM	Quarterman, S. 17 yd fumble recovery (Badgley, M. kick), , UM 21 - GT 7
	05:04	UM	Jackson, J. 18 yd fumble recovery (Badgley, M. kick), , UM 28 - GT 7
	00:47	GT	Mills, D. 9 yd pass from Thomas, J. (Butker, H. kick), 9-75 4:17, UM 28 - GT 14
3rd	05:01	GT	Mills, D. 1 yd run (Butker, H. kick), 9-65 5:20, UM 28 - GT 21
	03:28	UM	Coley, S. 31 yd pass from Kaaya, B. (Badgley, M. kick), 4-75 1:33, UM 35 - GT 21

	UM	GT
FIRST DOWNS	18	22
RUSHES-YARDS (NET)	27-114	54-267
PASSING YDS (NET)	241	94
Passes Att-Comp-Int	19-13-0	19-11-1
TOTAL OFFENSE PLAYS-YARDS	46-355	73-361
Fumble Returns-Yards	2-35	0-0
Punt Returns-Yards	1-5	2-43
Kickoff Returns-Yards	0-0	0-0
Interception Returns-Yards	1-2	0-0
Punts (Number-Avg)	6-39.8	5-41.6
Fumbles-Lost	0-0	3-2
Penalties-Yards	4-39	4-41
Possession Time	20:06	39:54
Third-Down Conversions	1 of 7	3 of 12
Fourth-Down Conversions	0 of 0	2 of 4
Red-Zone Scores-Chances	1-1	3-3
Sacks By: Number-Yards	4-19	0-0

RUSHING: Miami (FL)-Yearby, J. 9-65; Walton, M. 15-44; Edwards, G. 2-7; Team 1-minus 2. Georgia Tech-Mills, D. 19-99; Lynch, C. 4-58; Green, J. 5-40; Marshall, M. 4-34; Griffin, L. 3-18; Searcy, Q. 3-8; Thomas, J. 15-7; Willis, I. 1-3.

PASSING: Miami (FL)-Kaaya, B. 13-19-0-241. Georgia Tech-Thomas, J. 11-19-1-94.

RECEIVING: Miami (FL)-Coley, S. 4-75; Walton, M. 3-29; Herndon IV, C. 2-59; Richards, A. 2-43; Berrios, B. 1-22; Yearby, J. 1-13. Georgia Tech-Stewart, B. 2-22; Lynch, C. 2-21; Jeune, R. 2-13; Green, J. 1-11; Griffin, L. 1-10; Mills, D. 1-9; Searcy, Q. 1-5; Lands-Davis, M. 1-3.

GAME 5 | OCT. 8 | MIAMI GARDENS, FLA.

#21 FLORIDA STATE	20
#10 MIAMI	19

Score by Quarters	1	2	3	4	Score
Florida St. (4-2, 1-2 ACC)	0	3	14	3	20
Miami (4-1, 1-1 ACC)	3	10	0	6	19

Scoring Summary

1st	01:16	UM	Badgley,M. 37 yd field goal, 8-39 2:20, FS 0 - UM 3
2nd	05:40	UM	Coley,S. 21 yd pass from Kaaya,B. (Badgley,M. kick), 10-76 3:42, FS 0 - UM 10
	01:16	UM	Badgley,M. 51 yd field goal, 5-46 2:05, FS 0 - UM 13
	00:06	FS	R. Aguayo 31 yd field goal, 9-62 1:10, FS 3 - UM 13
3rd	08:06	FS	D. Cook 59 yd pass from D. Francois (R. Aguayo kick), 6-80 3:12, FS 10 - UM 13
	03:32	FS	K. Whitfield 20 yd pass from D. Francois (R. Aguayo kick), 7-60 3:34, FS 17 - UM 13
4th	09:02	FS	R. Aguayo 32 yd field goal, 13-73 7:25, FS 20 - UM 13
	01:38	UM	Coley,S. 11 yd pass from Kaaya,B. (Badgley,M. kick blocked), 4-16 1:41, FS 20 - UM 19

	FSU	UM
FIRST DOWNS	22	20
RUSHES-YARDS (NET)	43-167	28-62
PASSING YDS (NET)	240	214
Passes Att-Comp-Int	33-21-1	32-19-1
TOTAL OFFENSE PLAYS-YARDS	76-407	60-276
Fumble Returns-Yards	0--2	0-0
Punt Returns-Yards	2-12	3-58
Kickoff Returns-Yards	2-26	1-8
Interception Returns-Yards	1-0	1-11
Punts (Number-Avg)	5-45.6	6-45.8
Fumbles-Lost	2-0	0-0
Penalties-Yards	8-77	10-110
Possession Time	36:57	23:03
Third-Down Conversions	9 of 17	4 of 13
Fourth-Down Conversions	0 of 1	1 of 1
Red-Zone Scores-Chances	3-4	3-4
Sacks By: Number-Yards	3-14	2-21

RUSHING: Florida State-D. Cook 27-150; D. Francois 10-21; J. Patrick 3-11; TEAM 2-minus 5; S. Maguire 1-minus 10. Miami (FL)-Yearby,J. 10-39; Walton,M. 14-39; Team 1-minus 2; Kaaya,B. 3-minus 14.

PASSING: Florida State-D. Francois 20-31-0-234; S. Maguire 1-2-1-6. Miami (FL)-Kaaya,B. 19-32-1-214.

RECEIVING: Florida State-K. Whitfield 7-83; J. Wilson 7-48; T. Rudolph 2-17; R. Izzo 2-8; D. Cook 1-59; A. Tate 1-14; M. Saunders 1-11. Miami (FL)-Coley,S. 7-80; Richards,A. 4-58; Walton,M. 3-42; Njoku,D. 3-17; Herndon IV,C. 1-11; Berrios,B. 1-6.

GAME 6 | OCT. 16 | MIAMI GARDENS, FLA.

NORTH CAROLINA	20
#16 MIAMI	13

Score by Quarters	1	2	3	4	Score
UNC (5-2, 3-1 ACC)	10	10	0	0	20
Miami (4-2, 1-2 ACC)	0	3	7	3	13

Scoring Summary

1st	11:32	NC	Weiler, N 42 yd field goal, 7-33 1:30, NC 3 - UM 0
	01:34	NC	Proehl, A 5 yd pass from Trubisky, M (Weiler, N kick), 12-80 4:05, NC 10 - UM 0
2nd	13:39	UM	Badgley,M. 47 yd field goal, 10-46 2:55, NC 10 - UM 3
	03:56	NC	Weiler, N 52 yd field goal, 11-40 3:34, NC 13 - UM 3
	00:18	NC	Switzer, R 1 yd pass from Trubisky, M (Weiler, N kick), 6-59 2:09, NC 20 - UM 3
3rd	03:38	UM	Yearby,J. 2 yd run (Badgley,M. kick), 4-61 1:15, NC 20 - UM 10
4th	06:54	UM	Badgley,M. 22 yd field goal, 13-69 4:50, NC 20 - UM 13

	UNC	UM
FIRST DOWNS	23	17
RUSHES-YARDS (NET)	43-162	36-139
PASSING YDS (NET)	299	224
Passes Att-Comp-Int	46-33-0	32-16-0
TOTAL OFFENSE PLAYS-YARDS	89-461	68-363
Fumble Returns-Yards	1-5	0-0
Punt Returns-Yards	2-0	0-0
Kickoff Returns-Yards	0-0	4-60
Interception Returns-Yards	0-0	0-0
Punts (Number-Avg)	5-47.8	5-47.8
Fumbles-Lost	0-0	1-1
Penalties-Yards	11-70	4-43
Possession Time	32:59	27:01
Third-Down Conversions	14 of 23	4 of 15
Fourth-Down Conversions	0 of 1	2 of 3
Red-Zone Scores-Chances	3-5	3-4
Sacks By: Number-Yards	2-13	1-12

RUSHING: North Carolina-Logan, T 15-84; Trubisky, M 13-47; Hood, E 13-31; Francis, K 1-2; TEAM 1-minus 2. Miami (FL)-Walton,M. 24-82; Yearby,J. 10-74; Kaaya,B. 2-minus 17.

PASSING: North Carolina-Trubisky, M 33-46-0-299. Miami (FL)-Kaaya,B. 16-31-0-224; Team 0-1-0-0.

RECEIVING: North Carolina-Howard, B 10-156; Switzer, R 9-17; Hood, E 4-28; Proehl, A 4-26; Logan, T 3-2; Hollins, M 1-49; Tucker, C 1-15; Jackson, T 1-6. Miami (FL)-Njoku,D. 4-82; Walton,M. 3-23; Yearby,J. 3-4; Richards,A. 2-55; Herndon IV,C. 2-48; Coley,S. 2-12.

SEASON IN REVIEW

GAME 7 | OCT. 20 | BLACKSBURG, VA.

MIAMI	16
VIRGINIA TECH	37

Score by Quarters	1	2	3	4	Score
Miami (4-3, 1-3 ACC)	3	6	7	0	16
Virginia Tech (5-2, 3-1 ACC)	3	13	14	7	37

Scoring Summary

1st	10:45	VT	Slye, Joey 47 yd field goal, 8-35 2:40, UM 0 - VT 3
	01:42	UM	Badgley,M. 29 yd field goal, 8-78 2:59, UM 3 - VT 3
2nd	08:35	VT	Slye, Joey 27 yd field goal, 6-35 2:15, UM 3 - VT 6
	05:51	VT	Hodges, B 7 yd pass from Evans, J (Slye, Joey kick), 8-83 0:51, UM 3 - VT 13
	01:28	VT	Slye, Joey 38 yd field goal, 10-51 2:44, UM 3 - VT 16
	00:19	UM	Berrios,B. 25 yd pass from Kaaya,B (Badgley,M. kick failed), 6-75 1:09, UM 9 - VT 16
3rd	10:01	VT	Hodges, B 12 yd pass from Evans, J (Slye, Joey kick), 4-70 1:34, UM 9 - VT 23
	07:57	UM	Herndon I.V.C. 35 yd pass from Kaaya,B. (Badgley,M. kick), 7-75 2:04, UM 16 - VT 23
	04:01	VT	Peoples, S 13 yd pass from Rogers, S (Slye, Joey kick), 9-75 3:56, UM 16 - VT 30
4th	02:45	VT	Evans, J 34 yd run (Slye, Joey kick), 6-75 3:06, UM 16 - VT 37

	UM	VT
FIRST DOWNS	15	28
RUSHES-YARDS (NET)	29-42	44-251
PASSING YDS (NET)	323	272
Passes Att-Comp-Int	38-23-1	34-22-0
TOTAL OFFENSE PLAYS-YARDS	67-365	78-523
Fumble Returns-Yards	0-0	0-0
Punt Returns-Yards	1-0	3-5
Kickoff Returns-Yards	0-0	0-0
Interception Returns-Yards	0-0	1-0
Punts (Number-Avg)	8-42.1	5-47.6
Fumbles-Lost	1-0	0-0
Penalties-Yards	6-62	2-25
Possession Time	29:28	30:32
Third-Down Conversions	3 of 15	4 of 13
Fourth-Down Conversions	0 of 2	0 of 0
Red-Zone Scores-Chances	1-2	4-4
Sacks By: Number-Yards	3-8	8-57

RUSHING: Miami (FL)-Yearby,J. 9-59; Walton,M. 11-38; Kaaya,B. 9-minus 55. Virginia Tech-McMillian, T 18-131; Evans, J 13-98; Williams, M 6-28; Carroll, C.J. 1-9; Rogers, S1-0; Phillips, C 1-minus 1; TEAM 3-minus 3; Ford, I 1-minus 11.

PASSING: Miami (FL)-Kaaya,B. 23-38-1-323. Virginia Tech-Evans, J 21-33-0-259; Rogers, S 11-0-13.

RECEIVING: Miami (FL)-Coley,S. 5-49; Herndon I.V.C. 4-53; Richards,A. 3-78; Njoku,D. 3-69; Walton,M. 3-11; Berrios,B. 2-25; Lewis,M. 2-25; Harris,D. 1-13. Virginia Tech-Hodges, B 7-66; Phillips, C 7-64; Ford, I 4-46; Rogers, S 2-72; Peoples, S 1-13; Cunningham, C 1-11. 8-54; Rashawn Scott 2-21; Herb Waters 1-8.

GAME 8 | OCT. 29 | SOUTH BEND, IND.

MIAMI	27
NOTRE DAME	30

Score by Quarters	1	2	3	4	Score
Miami (4-4, 1-3 ACC)	0	7	10	10	27
Notre Dame (3-5)	17	3	0	10	30

Scoring Summary

1st	11:32	ND	HUNTER, T. 5 yd pass from KIZER (YOON kick), 9-75 3:28, UM 0 - ND 7
	06:34	ND	YOON 37 yd field goal, 8-36 2:55, UM 0 - ND 10
	04:23	ND	ST. BROWN 14 yd pass from KIZER (YOON kick), 3-13 1:12, UM 0 - ND 17
2nd	10:31	ND	YOON 26 yd field goal, 5-53 0:34, UM 0 - ND 20
	06:50	UM	Njoku,D. 2 yd pass from Kaaya,B. (Badgley,M. kick), 4-38 2:01, UM 7 - ND 20
3rd	08:36	UM	Walton,M. 1 yd run (Badgley,M. kick), 13-76 6:19, UM 14 - ND 20
	04:41	UM	Badgley,M. 43 yd field goal, 9-42 2:50, UM 17 - ND 20
4th	12:30	UM	Badgley,M. 38 yd field goal, 11-48 4:23, UM 20 - ND 20
	06:49	UM	Jackson,M. 0 yd fumble recovery (Badgley,M. kick), UM 27 - ND 20
	05:53	ND	ADAMS, Josh 41 yd run (YOON kick), 4-75 0:56, UM 27 - ND 27
	00:30	ND	YOON 23 yd field goal, 10-34 4:13, UM 27 - ND 30

	UM	ND
FIRST DOWNS	20	20
RUSHES-YARDS (NET)	35-18	29-148
PASSING YDS (NET)	288	263
Passes Att-Comp-Int	42-26-1	38-25-0
TOTAL OFFENSE PLAYS-YARDS	77-306	67-411
Fumble Returns-Yards	0-0	0-0
Punt Returns-Yards	1-30	5-45
Kickoff Returns-Yards	3-56	2-55
Interception Returns-Yards	0-0	1-14
Punts (Number-Avg)	7-44.9	4-38.2
Fumbles-Lost	0-0	3-2
Penalties-Yards	10-86	7-53
Possession Time	33:25	26:35
Third-Down Conversions	7 of 19	8 of 16
Fourth-Down Conversions	0 of 1	0 of 1
Red-Zone Scores-Chances	3-3	5-5
Sacks By: Number-Yards	1-5	5-41

RUSHING: Miami (FL)-Walton,M. 18-45; Richards,A. 2-8; Yearby,J. 6-1; Edwards,G. 3-minus 1; Kaaya,B. 6-minus 35. Notre Dame-ADAMS, Josh 12-94; KIZER 8-31; SANDERS 1-12; FOLSTON 4-7; WILLIAMS, D. 3-6; TEAM 1-minus 2.

PASSING: Miami (FL)-Kaaya,B. 26-42-1-288. Notre Dame-KIZER 25-38-0-263.

RECEIVING: Miami (FL)-Coley,S. 7-81; Herndon I.V.C. 5-30; Njoku,D. 4-45; Richards,A. 3-51; Walton,M. 3-38; Lewis,M. 2-22; Harris,D. 1-14; Yearby,J. 1-7. Notre Dame-ST. BROWN 6-72; HUNTER, T. 5-57; FOLSTON 4-24; STEPHERSON 2-78; WILLIAMS, D. 2-9; SANDERS 2-2; FINKE 1-15; SMYTHE 1-1; ADAMS, Josh 1-0.

GAME 9 | NOV. 5 | MIAMI GARDENS, FLA.

PITTSBURGH	28
MIAMI	51

Score by Quarters	1	2	3	4	Score
Pitt (5-4, 2-3 ACC)	7	14	0	7	28
Miami (5-4, 2-3 ACC)	17	10	7	17	51

Scoring Summary

1st	12:46	UM	Njoku, D. 12 yd pass from Kaaya, B. (Badgley, M. kick), 6-75 2:14, UP 0 - UM 7
	12:30	UP	Henderson, Q. 100 yd kickoff return (Blewitt, C. kick), UP 7 - UM 7
	07:33	UM	Coley, S. 1 yd pass from Kaaya, B. (Badgley, M. kick), 11-77 4:57, UP 7 - UM 14
	02:26	UM	Badgley, M. 46 yd field goal, 10-23 3:18, UP 7 - UM 17
2nd	13:44	UP	Conner, J. 12 yd run (Blewitt, C. kick), 10-75 3:42, UP 14 - UM 17
	11:18	UM	Badgley, M. 48 yd field goal, 7-35 2:26, UP 14 - UM 20
	08:45	UP	Aston, G. 23 yd pass from Peterman, N. (Blewitt, C. kick), 6-75 2:53, UP 21 - UM 20
	06:05	UM	Kaaya, B. 1 yd run (Badgley, M. kick), 10-71 2:40, UP 21 - UM 27
3rd	13:33	UM	Coley, S. 3 yd pass from Kaaya, B. (Badgley, M. kick), 3-8 0:43, UP 21 - UM 34
4th	13:38	UM	Njoku, D. 5 yd pass from Kaaya, B. (Badgley, M. kick), 10-75 3:49, UP 21 - UM 41
	13:27	UP	Weah, J. 75 yd pass from Peterman, N. (Blewitt, C. kick), 1-75 0:11, UP 28 - UM 41
	03:21	UM	Badgley, M. 25 yd field goal, 8-41 4:54, UP 28 - UM 44
	02:12	UM	Walton, M. 55 yd run (Badgley, M. kick), 3-62 0:28, UP 28 - UM 51

	UP	UM
FIRST DOWNS	22	22
RUSHES-YARDS (NET)	34-130	36-178
PASSING YDS (NET)	287	356
Passes Att-Comp-Int	36-17-1	47-32-0
TOTAL OFFENSE PLAYS-YARDS	70-417	83-534
Fumble Returns-Yards	0-0	1-9
Punt Returns-Yards	1-17	2-22
Kickoff Returns-Yards	2-11	3-83
Interception Returns-Yards	0-0	1-0
Punts (Number-Avg)	5-44.6	5-45.4
Fumbles-Lost	2-1	0-0
Penalties-Yards	5-25	8-71
Possession Time	26:53	33:07
Third-Down Conversions	6 of 14	8 of 16
Fourth-Down Conversions	0 of 2	0 of 0
Red-Zone Scores-Chances	1-3	7-7
Sacks By: Number-Yards	1-3	1-12

RUSHING: Pittsburgh-Conner, J. 12-40; Henderson, Q. 5-38; Hall, D. 2-27; Peterman, N. 8-25; Ollison, Q. 1-2; Ffrench, M. 1-1; Aston, G. 2-0; TEAM 1-minus 1; Moss, C. 2-minus 2. Miami (FL)-Walton, M. 14-125; Yearby, J. 8-28; Kaaya, B. 5-17; Edwards, G. 6-10; Williams, M. 1-1; Team 2-minus 3.

PASSING: Pittsburgh-Peterman, N. 17-35-1-287; Winslow, R. 0-1-0-0. Miami (FL)-Kaaya, B. 32-47-0-356.

RECEIVING: Pittsburgh-Aston, G. 5-56; Weah, J. 3-115; Ford, D. 3-20; Orndoff, S. 2-30; Tipton, T. 1-25; Araujo-Lopes, R. 1-22; Henderson, Q. 1-10; Mathews, A. 1-9. Miami (FL)-Coley, S. 9-59; Richards, A. 8-144; Njoku, D. 6-86; Walton, M. 3-24; Lewis, M. 2-22; Herndon IV, C. 2-7; Harris, D. 1-9; Berrios, B. 1-5.

GAME 10 | NOV. 12 | CHARLOTTESVILLE, VA.

MIAMI	34
VIRGINIA	14

Score by Quarters	1	2	3	4	Score
Miami (6-4, 3-3 ACC)	7	10	10	7	34
Virginia (2-8, 1-5 ACC)	7	7	0	0	14

Scoring Summary

1st	10:29	VA	Mizzell, T. 2 yd run (Hayward, S. kick), 5-18 1:54, UM 0 - VA 7
	06:09	UM	Yearby, J. 10 yd run (Badgley, M. kick), 10-75 4:20, UM 7 - VA 7
2nd	13:16	UM	Badgley, M. 40 yd field goal, 12-67 3:21, UM 10 - VA 7
	09:28	UM	Njoku, D. 7 yd pass from Kaaya, B. (Badgley, M. kick), 4-58 1:32, UM 17 - VA 7
	02:42	VA	Eldridge, D. 13 yd pass from Benkert, K (Hayward, S. kick), 14-73 6:46, UM 17 - VA 14
3rd	10:48	UM	Badgley, M. 44 yd field goal, 10-37 4:12, UM 20 - VA 14
	03:25	UM	Richards, A. 77 yd pass from Kaaya, B. (Badgley, M. kick), 3-82 1:22, UM 27 - VA 14
4th	11:17	UM	Walton, M. 15 yd run (Badgley, M. kick), 4-39 2:19, UM 34 - VA 14

	UM	UVA
FIRST DOWNS	20	14
RUSHES-YARDS (NET)	42-222	33-82
PASSING YDS (NET)	228	207
Passes Att-Comp-Int	29-14-1	34-19-0
TOTAL OFFENSE PLAYS-YARDS	71-450	67-289
Fumble Returns-Yards	0-0	0-0
Punt Returns-Yards	0-0	0-0
Kickoff Returns-Yards	2-45	4-117
Interception Returns-Yards	0-0	1-7
Punts (Number-Avg)	2-34.0	5-37.6
Fumbles-Lost	1-1	4-4
Penalties-Yards	7-45	10-110
Possession Time	30:10	29:50
Third-Down Conversions	6 of 15	9 of 17
Fourth-Down Conversions	1 of 2	0 of 2
Red-Zone Scores-Chances	3-3	2-4
Sacks By: Number-Yards	5-19	1-4

RUSHING: Miami (FL)-Walton, M. 16-111; Edwards, G. 11-68; Yearby, J. 9-53; Kaaya, B. 2-minus 4; Team 4-minus 6. Virginia-Mizzell, T. 22-89; Reid, A. 3-21; TEAM 1-minus 1; Benkert, K. 6-minus 13; Conte, N. 1-minus 14.

PASSING: Miami (FL)-Kaaya, B. 14-29-1-228. Virginia-Benkert, K. 16-27-0-143; Johns, M. 3-7-0-64.

RECEIVING: Miami (FL)-Richards, A. 3-100; Njoku, D. 3-16; Lewis, M. 2-50; Coley, S. 2-39; Walton, M. 2-11; Edwards, G. 1-9; Herndon IV, C. 1-3. Virginia-Zaccheaus, O. 6-50; Dowling, D. 4-77; Mizzell, T. 3-27; Johnson, K. 3-12; Marshall, B. 1-16; Eldridge, D. 1-13; Santoro, R. 1-12.

GAME 11 | NOV. 19 | RALEIGH, N.C.

MIAMI	27
NC STATE	13

Score by Quarters	1	2	3	4	Score
Miami (7-4, 4-3 ACC)	3	0	14	10	27
NC State (5-6, 2-5 ACC)	0	3	7	3	13

Scoring Summary

1st	05:05	UM	Badgley, M. 31 yd field goal, 12-67 5:46, UM 3 - ST 0
2nd	01:37	ST	Haskins, C. 35 yd field goal, 9-63 3:08, UM 3 - ST 3
3rd	14:05	UM	Walton, M. 30 yd run (Badgley, M. kick), 3-75 0:55, UM 10 - ST 3
	07:11	UM	Walton, M. 1 yd run (Badgley, M. kick), 7-80 3:26, UM 17 - ST 3
	00:50	ST	Dayes, M. 3 yd run (Haskins, C. kick), 14-70 6:16, UM 17 - ST 10
4th	12:13	UM	Badgley, M. 22 yd field goal, 7-11 2:29, UM 20 - ST 10
	05:23	ST	Haskins, C. 25 yd field goal, 12-66 6:50, UM 20 - ST 13
	02:06	UM	Walton, M. 24 yd run (Badgley, M. kick), 7-65 3:11, UM 27 - ST 13

	UM	NCST
FIRST DOWNS	24	18
RUSHES-YARDS (NET)	32-129	29-119
PASSING YDS (NET)	286	210
Passes Att-Comp-Int	38-22-0	44-20-1
TOTAL OFFENSE PLAYS-YARDS	70-415	73-329
Fumble Returns-Yards	0-0	0-0
Punt Returns-Yards	1-5	2-31
Kickoff Returns-Yards	3-71	2-47
Interception Returns-Yards	1-0	0-0
Punts (Number-Avg)	5-45.6	5-39.2
Fumbles-Lost	0-0	1-1
Penalties-Yards	6-45	4-51
Possession Time	28:33	31:27
Third-Down Conversions	5 of 14	5 of 17
Fourth-Down Conversions	0 of 0	3 of 4
Red-Zone Scores-Chances	3-4	3-4
Sacks By: Number-Yards	0-0	2-19

RUSHING: Miami (FL)-Walton, M. 19-120; Yearby, J. 2-15; Edwards, G. 5-12; Team 3-minus 4; Kaaya, B. 3-minus 14. NC State-Dayes, M. 20-76; Finley, R. 4-23; Bodine, B. 1-11; Samuels, J. 2-8; Gallaspary, R. 2-1.

PASSING: Miami (FL)-Kaaya, B. 22-38-0-286. NC State-Finley, R. 20-44-1-210.

RECEIVING: Miami (FL)-Richards, A. 9-117; Njoku, D. 6-72; Coley, S. 2-54; Lewis, M. 2-18; Herndon IV, C. 2-6; Walton, M. 1-19. NC State-Louis, S. 5-70; Harmon, K. 4-68; Samuels, J. 4-28; Meyers, J. 2-15; Cherry, B. 2-14; Hines, N. 1-8; Dayes, M. 1-4; Moss, T. 1-3.

GAME 12 | NOV. 26 | MIAMI GARDENS, FLA.

DUKE	21
MIAMI	40

Score by Quarters	1	2	3	4	Score
Duke (4-8, 1-7 ACC)	7	7	0	7	21
Miami (8-4, 5-3 ACC)	10	6	17	7	40

Scoring Summary

1st	11:32	UM	Badgley, M. 47 yd field goal, 9-45 3:28, DU 0 - UM 3
	06:47	DU	Lloyd, J. 6 yd pass from Jones, D (Reed, AJ kick), 10-75 4:45, DU 7 - UM 3
	03:00	UM	Walton, M. 30 yd pass from Kaaya, B. (Badgley, M. kick), 9-72 3:47, DU 7 - UM 10
2nd	14:54	DU	Young, A. 13 yd pass from Jones, D (Reed, AJ kick), 7-84 3:06, DU 14 - UM 10
	10:42	UM	Badgley, M. 25 yd field goal, 11-69 4:12, DU 14 - UM 13
	00:38	UM	Badgley, M. 33 yd field goal, 7-42 2:28, DU 14 - UM 16
3rd	08:30	UM	Njoku, D. 76 yd pass from Kaaya, B. (Badgley, M. kick), 1-76 0:10, DU 14 - UM 23
	03:35	UM	Coley, S. 3 yd pass from Kaaya, B. (Badgley, M. kick), 5-78 1:55, DU 14 - UM 30
	00:07	UM	Badgley, M. 43 yd field goal, 6-48 2:12, DU 14 - UM 33
4th	06:54	UM	Njoku, D. 58 yd pass from Kaaya, B. (Badgley, M. kick), 2-60 0:58, DU 14 - UM 40
	02:41	DU	Chambers, Q. 12 yd pass from Jones, D (Reed, AJ kick), 12-88 4:13, DU 21 - UM 40

	DUKE	UM
FIRST DOWNS	22	24
RUSHES-YARDS (NET)	26-79	30-172
PASSING YDS (NET)	316	396
Passes Att-Comp-Int	50-34-0	35-22-0
TOTAL OFFENSE PLAYS-YARDS	76-395	65-568
Fumble Returns-Yards	0-0	0-0
Punt Returns-Yards	1-1	0-0
Kickoff Returns-Yards	4-74	2-42
Interception Returns-Yards	0-0	0-0
Punts (Number-Avg)	6-38.7	3-47.3
Fumbles-Lost	0-0	1-0
Penalties-Yards	7-51	8-69
Possession Time	31:00	29:00
Third-Down Conversions	7 of 15	4 of 12
Fourth-Down Conversions	0 of 1	1 of 1
Red-Zone Scores-Chances	3-3	3-4
Sacks By: Number-Yards	0-0	3-20

RUSHING: Duke-Wilson, S 8-56; Jones, D 14-15; Mann, Q 3-9; Rahming, T.J. 1-minus 1. Miami (FL)-Walton, M. 13-60; Edwards, G. 11-55; Rosier, M. 1-46; Homer, T. 2-9; Kaaya, B. 1-2; Yearby, J. 1-2; Team 1-minus 2.

PASSING: Duke-Jones, D 34-50-0-316. Miami (FL)-Kaaya, B. 22-35-0-396.

RECEIVING: Duke-Rahming, T.J. 10-117; Lloyd, J. 7-48; Taylor, C. 6-58; Young, A. 3-27; Helm, D. 2-23; Schneider, E. 2-14; Koppenhaver, D. 2-14; Chambers, Q. 1-12; Wilson, S. 1-3. Miami (FL)-Coley, S. 9-118; Walton, M. 4-46; Richards, A. 3-17; Njoku, D. 2-134; Lewis, M. 2-33; Berrios, B. 1-38; Herndon IV, C. 1-10.



HURRICANES BOWL HISTORY

MIAMI IN BOWL GAMES	84
ALL-TIME BOWL RESULTS	85-95
BOWL RECORDS	96-100

MIAMI IN BOWL GAMES (19-20)

YEAR	BOWL	OPPONENT	W-L	SCORE	COACH	DATE	NOTES
1933	Palm Festival	Manhattan	W	7-0	Tom McCann	1/1/33	Cook's 3-yard TD run was lone score
1934	Palm Festival	Duquesne	L	7-33	Tom McCann	1/1/34	Duquesne scored 27 fourth quarter points
1935	Orange	Bucknell	L	0-26	Irl Tubbs	1/1/35	Bucknell scored 19 second-half points
1946	Orange	Holy Cross	W	13-6	Jack Harding	1/1/46	Hudson 89-yard INT return capped upset of #16 HC
1951	Orange	Clemson	L	14-15	Andy Gustafson	1/1/51	Clemson safety in fourth quarter was go-ahead score
1952	Gator	Clemson	W	14-0	Andy Gustafson	1/2/51	Mallios scored both TDs in UM win in 1951 rematch
1961	Liberty	Syracuse	L	14-15	Andy Gustafson	12/16/61	Up 14-0 at half, UM allowed 15 second-half points
1962	Gotham	Nebraska	L	34-35	Andy Gustafson	12/15/62	Lead changed hands six times before Nebraska won
1966	Liberty	Virginia Tech	W	14-7	Charlie Tate	12/10/66	Rallied from 7-0 halftime deficit for fourth bowl win
1967	Bluebonnet	Colorado	L	21-31	Charlie Tate	12/23/67	Colorado outscored Miami 21-7 in second half
1981	Peach	Virginia Tech	W	20-10	Howard Schenlenberger	1/2/81	Jim Kelly (offense), Jim Burt (defense) named MVPs
1984	Orange	Nebraska	W	31-30	Howard Schnellenberger	1/2/84	Miami claimed first of five national championships
1985	Fiesta	UCLA	L	37-39	Jimmy Johnson	1/1/85	UCLA kicked GW 23-yard FG with 51 seconds left
1986	Sugar	Tennessee	L	7-35	Jimmy Johnson	1/1/86	After UM took 7-0 lead, UT scored final 35 points
1987	Fiesta	Penn State	L	10-14	Jimmy Johnson	1/2/87	Vinny Testaverde threw INT with 18 seconds left
1988	Orange	Oklahoma	W	20-14	Jimmy Johnson	1/1/88	Miami collected second national championship
1989	Orange	Nebraska	W	23-3	Jimmy Johnson	1/2/89	Carlos Huerta booted 3 FGs in second straight OB W
1990	Sugar	Alabama	W	33-25	Dennis Erickson	1/1/90	Miami's third national title, second in three years
1991	Cotton	Texas	W	46-3	Dennis Erickson	1/1/91	Miami's fourth consecutive bowl win
1992	Orange	Nebraska	W	22-0	Dennis Erickson	1/1/92	Miami claimed fourth national title in nine years
1993	Sugar	Alabama	L	13-34	Dennis Erickson	1/1/93	Loss snapped five-game bowl winning streak
1994	Fiesta	Arizona	L	0-29	Dennis Erickson	1/1/94	Shut out in bowl game for first time since 1935
1995	Orange	Nebraska	L	17-24	Dennis Erickson	1/1/95	Nebraska scored 15 fourth-quarter points
1996	Carquest	Virginia	W	31-21	Butch Davis	12/27/96	Win snapped three-game bowl losing streak
1998	Micron PC	NC State	W	46-23	Butch Davis	12/29/98	Scott Covington threw for 320 yards, won MVP
2000	Gator	Georgia Tech	W	28-13	Butch Davis	1/1/00	UM D, MVP Nate Webster shut down GT offense
2001	Sugar	Florida	W	37-20	Butch Davis	1/2/01	Win wrapped up best UM season since 1994 (11-1)
2002	Rose	Nebraska	W	37-14	Larry Coker	1/3/02	Miami's fifth national title, first Rose Bowl victory
2003	Fiesta	Ohio State	L	24-31 (20T)	Larry Coker	1/3/03	34-game winning streak snapped
2004	Orange	Florida State	W	16-14	Larry Coker	1/2/04	Jarrett Payton (MVP) rushed for 131 yards in win
2004	Peach	Florida	W	27-10	Larry Coker	12/31/04	Devin Hester returned blocked FG 78 yards for TD
2005	Peach	LSU	L	3-40	Larry Coker	12/30/05	Worst bowl loss in program history
2006	MPC Computers	Nevada	W	21-20	Larry Coker	12/31/06	Kirby Freeman threw for 272 yards and 3 TDs
2008	Emerald	California	L	17-24	Randy Shannon	12/27/08	Cal's Anthony Miller scored go-ahead TD in 4Q
2009	Champs Sports	Wisconsin	L	14-20	Randy Shannon	12/29/09	Wisconsin scored 20 unanswered points
2010	Sun	Notre Dame	L	17-33	Jeff Stoutland ¹	12/31/10	Miami trailed 30-3 entering fourth quarter
2013	Russell Athletic	Louisville	L	9-36	Al Golden	12/28/13	First bowl game after two self-imposed bowl bans
2014	Independence	South Carolina	L	21-24	Al Golden	12/27/14	Duke Johnson rushed for 132 yards in loss
2015	Sun	Washington St.	L	14-20	Larry Scott ¹	12/26/15	UM compiles 344 yards of offense in "snow bowl"

¹ — interim head coach

BOWL GAME RECAPS

1933 PALM FESTIVAL

MIAMI 7, MANHATTAN 0

JANUARY 1, 1933 • MIAMI, FLA.

SCORING

Miami	0	0	0	7	7
Manhattan	0	0	0	0	0

UM Cook 3 run (Bates kick)

1934 PALM FESTIVAL

DUQUESNE 33, MIAMI 7

JANUARY 1, 1934 • MIAMI, FLA.

SCORING

Duquesne	0	0	6	27	33
Miami	0	0	0	7	7

DU Zaneski 1 run (kick failed)

DU Zaneski 5 run

UM Reichgott 4 pass from Ott (Petrowski kick)

DU DeLuca 6 run (Nicolai kick)

DU Baker 25 pass from DeLuca (Nicolai kick)

DU DeLuca 30 pass from Strutt (Nicolai kick)

1935 ORANGE BOWL

BUCKNELL 26, MIAMI 0

JANUARY 1, 1935 • MIAMI, FLA.

SCORING

Bucknell	0	7	6	13	26
Miami	0	0	0	0	0

BU Smith 3 run (Dobie kick)

BU Miller 4 run (kick failed)

BU Smith 8 run (kick failed)

BU Resnichak 10 run (Dobie kick)

1946 ORANGE BOWL

MIAMI 13, HOLY CROSS 6

JANUARY 1, 1946 • MIAMI, FLA.

SCORING

Miami	0	6	0	7	13
(16) Holy Cross	0	6	0	0	6

UM Krull 1 run (kick blocked)

HC Brennan 16 pass from Kozlowski (kick failed)

UM Hudson 89 interception return (Ghaul kick)

1951 ORANGE BOWL

CLEMSON 15, MIAMI 14

JANUARY 1, 1951 • MIAMI, FLA.

SCORING

(15) Miami	0	0	14	0	14
(10) Clemson	0	7	6	2	15

CU Cone 1 run (Radcliff kick)

CU G. Smith 7 pass from Hair (kick failed)

UM Mallios 5 run (Watson kick)

UM F. Smith 14 pass from Hackett (Watson kick)

CU Safety, F. Smith tackled in end zone by S. Smith

1952 GATOR BOWL

MIAMI 14, CLEMSON 0

JANUARY 2, 1952 • JACKSONVILLE, FLA.

SCORING

Miami	7	7	0	0	14
(19) Clemson	0	0	0	0	0

UM Mallios 11 run (Tremont kick)

UM Mallios 2 run (Tremont kick)

1961 LIBERTY BOWL

SYRACUSE 15, MIAMI 14

DECEMBER 16, 1961 • MEMPHIS, TENN.

SCORING

Miami	6	8	0	0	14
(14) Syracuse	0	0	8	7	15

UM Vollenweider 12 run (kick failed)

UM Spinelli 60 punt return (Miller pass from Mira)

SU Davis 1 run (Easterly pass from Sarette)

SU Easterly 7 pass from Sarette (Erickson kick)

1962 GOTHAM BOWL

NEBRASKA 36, MIAMI 34

DECEMBER 15, 1962 • NEW YORK, N.Y.

Played in freezing 17-degree weather in icy, snow-banked Yankee Stadium, the lead changed hands six times before Nebraska won 36-34. The Hurricanes rolled up 502 yards to Nebraska's 296 and had a 34-12 edge in first downs. UM quarterback **George Mira** shattered his UM passing record with 24 completions for 321 yards and two touchdowns, earning him MVP honors.

HURRICANES FOOTBALL HISTORY

SCORING

Miami	6	14	7	7	34
Nebraska	6	14	8	8	36

NEB	Thornton 1 run (run failed)
UM	Rizzo 10 pass from Mira (pass failed)
UM	Spinelli 30 pass from Mira (pass failed)
NEB	Ross 92 kickoff return (Johnson kick)
UM	Ryder 1 run (Ryder pass from Mira)
NEB	Eger 6 pass from Claridge (Johnson kick)
UM	Bennett 3 run (Wilson kick)
NEB	Thornton 1 run (Claridge kick)
NEB	Ross 1 run (Thornton run)
UM	Ryder 1 run (Wilson kick)

1966 LIBERTY BOWL

MIAMI 14, VIRGINIA TECH 7

DECEMBER 10, 1966 • MEMPHIS, TENN.

Playing in frigid 36-degree weather in Memphis, Miami found itself on the trailing end of a 7-0 score at halftime, but in the end proved to be too powerful for Virginia Tech. Miami rallied from a sevenpoint deficit in the third period on a **Bill Miller** seven-yard TD pass to **Joe Mira**. UM marched to its winning TD in the fourth quarter. On the drive, Miller completed three passes to end **Jimmy Cox** (12,11, and 38 yards), and **Doug McGee** barreled over from the one on fourth down with 8:05 left in the game. Miami's potent defense was led by All-American **Ted Hendricks**.

SCORING

(9) Miami	0	0	7	7	14
Virginia Tech	7	0	0	0	7

VT	Francisco 1 run (Utin kick)
UM	J. Mira 7 pass from Miller (Harris kick)
UM	McGee 1 run (Harris kick)

1967 BLUEBONNET BOWL

COLORADO 31, MIAMI 21

DECEMBER 23, 1967 • HOUSTON, TEXAS

In a wild scoring spectacle, Colorado won 31-21 after the lead had changed hands five times at Rice Stadium. In the first quarter, CU's Larry Plantz scored from seven yards out, then Miami came back with **Joe Mira**'s score from the two. UM moved ahead moments later as **Jimmy Dye** stole a pass from Dan Kelly and ran 77 yards. A field goal by John Farler just before half, followed by an 80-yard TD march with

the second half kickoff, put the Buffs ahead 17-14. UM regained the lead 21-17 in the fourth on an 85-yard drive sparked by **Bill Miller**'s four completions to **Jerry Daanen**, the last one for a nine-yard TD. With six minutes left, CU surged ahead again on a 38-yard run by **Bob Anderson**.

SCORING

Miami	0	14	0	7	21
Colorado	7	3	7	14	31

CU	Plantz 7 run (Farler kick)
UM	Mira 2 run (Harris kick)
UM	Dye 77 pass interception return (Harris kick)
CU	Farler 31 FG
CU	B. Anderson 2 run (Bartelt kick)
UM	Daanen 9 pass from Miller (Harris kick)
CU	B. Anderson 38 run (Bartelt kick)
CU	Cooks 2 run (Farler kick)

1981 PEACH BOWL

MIAMI 20, VIRGINIA TECH 10

JANUARY 2, 1981 • ATLANTA, GA.

The Hurricanes embarked on their first post-season bowl appearance since 1967, squaring off against Virginia Tech on a clear Georgia day at Fulton County Stadium. **Howard Schnellenberger**'s troops set the pace early with two long scoring drives that proved to be the winning margin. UM took the opening kickoff 68 yards to paydirt, with QB **Jim Kelly** hitting **Larry Brodsky** on a 15-yard strike to culminate the nine-play drive. On Miami's third possession, Kelly connected through the air three times to spark a 10-play, 99-yard drive. **Chris Hobbs** did the honors with a 12-yard scamper up the middle to cap the drive. The Hokies closed the gap to 14-10 early in the second half, but two field goals by **Danny Miller** assured Miami of its first bowl victory since 1966. Kelly was selected the game's outstanding player on offense, while UM middle guard **Jim Burt** was named defensive MVP.

SCORING

(20) Miami	7	7	3	3	20
Virginia Tech	0	3	7	0	10

UM	Brodsky 15 pass from Kelly (Miller kick)
UM	Hobbs 12 run (Miller kick)
VT	Laury 42 FG
VT	Lawrence 1 run (Laury kick)
UM	Miller 31 FG
UM	Miller 37 FG

HURRICANES FOOTBALL HISTORY

NATIONAL CHAMPIONS

1984 ORANGE BOWL

MIAMI 31, NEBRASKA 30

JANUARY 2, 1984 • MIAMI, FLA.

UM ended a storybook climb to the national title by dealing Nebraska a 31-30 defeat. Miami QB **Bernie Kosar** earned MVP honors by throwing for a Orange Bowl-record 300 yards. Linebacker **Jack Fernandez** was named Defensive MVP as the Canes contained a Nebraska offense that had set numerous NCAA records. Late in the game, Jeff Smith set Nebraska up for the potential win with a 24-yard touchdown run to pull the Huskers to within one. Then, Nebraska lined up for a two-point attempt. Turner Gill rolled right under pressure and lofted a pass toward Smith, but UM strong safety **Ken Calhoun** batted it away to seal the UM win.

SCORING

(5) Miami	17	0	14	0	31
(1) Nebraska	0	14	3	13	30

UM	Dennison 2 pass from Kosar (Davis kick)
UM	Davis 45 FG
UM	Dennison 22 pass from Kosar (Davis kick)
NEB	Steinkuhler 19 run (Livingston kick)
NEB	Gill 1 run (Livingston kick)
NEB	Livingston 34 FG
UM	Highsmith 1 run (Davis kick)
UM	Bentley 7 run (Davis kick)
NEB	Smith 1 run (Livingston kick)
NEB	Smith 24 run (pass failed)

1985 FIESTA BOWL

UCLA 39, MIAMI 37

JANUARY 1, 1985 • TEMPE, ARIZ.

The Hurricanes were dealt a narrow 39-37 defeat by the UCLA Bruins in the Fiesta Bowl to cap the 1984 season. The lead changed hands seven times before the Bruins' John Lee kicked the deciding field goal with 51 seconds remaining. **Melvin Bratton** had put Miami ahead on a 3-yard TD pass from **Bernie Kosar** with 2:58 left, giving UM a 37-36 advantage. The Bruins used eight plays to move 61 yards to the Canes seven, setting up Lee's heroics.

SCORING

(13) Miami	14	7	3	13	37
(14) UCLA	7	15	7	10	39

UCLA	Green 6 run (Lee kick)
UM	Oliver 34 run (Cox kick)
UM	Eddie Brown 68 punt return (Cox kick)
UM	Blades 48 pass from Kosar (Cox kick)
UCLA	Green 72 run (Lee kick)
UCLA	Safety, Shinnick tackled Tuten in end zone
UCLA	Lee 51 FG
UCLA	Lee 33 FG
UM	Cox 31 FG
UCLA	Sherrard 10 pass from Bono (Lee kick)
UCLA	Young 33 pass from Bono (Lee kick)
UM	Bratton 19 run (pass failed)
UM	Bratton 3 pass from Kosar (Cox kick)
UCLA	Lee 23 FG

1986 SUGAR BOWL

TENNESSEE 35, MIAMI 7

JANUARY 1, 1986 • NEW ORLEANS, LA.

Amid the revelry of New Orleans' Bourbon Street, the 1986 Sugar Bowl had it all. Miami, with one of the most dominant offenses in college football, was shooting for the national championship. The Volunteers, an underrated team who rolled into New Orleans with a hard-fought SEC title, were looking for the national respect they felt had eluded them. Tennessee used a solid offense and an opportunistic defense to down the second-ranked Canes. Despite constant pressure, **Vinny Testaverde** threw for 217 yards on 20 of 36 passing. UT QB **Daryl Dickey**, who earned MVP honors, finished with 131 yards on 15 of 25 passes.

SCORING

(2) Miami	7	0	0	0	7
(8) Tennessee	0	14	14	7	35

UM	Irvin 18 pass from Testaverde (Cox kick)
UT	Smith 6 pass from Dickey (Revez kick)
UT	McGee recovered fumble in end zone (Revez kick)
UT	Henderson 1 run (Revez kick)
UT	Powell 60 run (Revez kick)
UT	Wilson 6 run (Revez kick)

HURRICANES FOOTBALL HISTORY

1987 FIESTA BOWL

PENN STATE 14, MIAMI 10

JANUARY 2, 1987 • TEMPE, ARIZ.

A national television audience watched the “Battle For No. 1” and the Hurricanes found themselves 77 yards from the national championship with just over three minutes left to play. **Vinny Testaverde** engineered a thrilling drive that included a 31-yard strike to **Brian Blades** on a 4th-and-6 play from Miami’s own 27. The pass to Blades was the first of six consecutive completions by Testaverde that brought Miami to PSU’s 6-yard line. However, with 18 seconds remaining, Pete Giftopoulos ended UM’s drive for the national title by intercepting a Testaverde pass at the goal line. The Canes finished with 445 total yards and 22 first downs while holding PSU to Fiesta Bowl records of 162 yards and just eight first downs. But seven turnovers tripped the Canes on the road to the national title.

SCORING

(1) Miami	0	7	0	3	10
(2) Penn State	0	7	0	7	14

UM	Bratton 1 run (Cox kick)
PSU	Shaffer 4 run (Manca kick)
UM	Selig 38 FG
PSU	Dozier 6 run (Manca kick)

NATIONAL CHAMPIONS

1988 ORANGE BOWL

MIAMI 20, OKLAHOMA 14

JANUARY 1, 1988 • MIAMI, FLA.

For the second time in five years, the Hurricanes were champions of the college football world. Just as they had done in 1983, the '87 Canes knocked off the nation’s No.1-ranked team in the Orange Bowl Classic. The second-ranked Hurricanes capped the school’s second straight undefeated regular season with a 20-14 victory over Oklahoma. Sophomore QB **Steve Walsh** hit on 18-of-30 passing for 209 yards and two touchdowns. Senior fullback **Melvin Bratton** nearly broke a UM single-game receiving mark by hauling in nine catches for 102 yards before leaving the game with a knee injury. **Bernard Clark** stepped into the spotlight at middle linebacker and walked away with the game’s MVP award after recording 12 unassisted

tackles and 14 overall stops, while the defense limited OU to just 255 yards in total offense.

SCORING

(1) Oklahoma	0	7	0	7	14
(2) Miami	7	0	10	3	20

UM	Bratton 30 pass from Walsh (Cox kick)
OU	Stafford 1 run (Lashar kick)
UM	Cox 56 FG
UM	Irvin 23 pass from Walsh (Cox kick)
UM	Cox 48 FG
OU	Hutson 29 run (Lashar kick)

1989 ORANGE BOWL

MIAMI 23, NEBRASKA 3

JANUARY 2, 1989 • MIAMI, FLA.

For the first time in four years, Miami was not playing for the national title in its New Year’s bowl game. Moments before kickoff of the 55th annual Orange Bowl Classic vs. Nebraska, the Canes learned that the No. 1 ranked team, Notre Dame, had defeated West Virginia in the Fiesta Bowl. As the nation tuned in to the Orange Bowl, many felt the University of Miami would come out flat, knowing that all possibility of a repeat national title had been lost. UM showed its true mettle, dominating the Big Eight Champions on offense, defense, and special teams from the opening kickoff. The statistics backed up the scoreboard as the Canes held a 212-29 advantage in total yards and an 11-2 edge in first downs.

SCORING

(6) Nebraska	0	0	3	0	3
(2) Miami	7	13	0	3	23

UM	Conley 22 pass from Walsh (Huerta kick)
UM	Huerta 18 FG
UM	Conley 42 pass from Walsh (Huerta kick)
UM	Huerta 37 FG
NEB	Barrios 50 FG
UM	Huerta 37 FG

NATIONAL CHAMPIONS

1990 SUGAR BOWL

MIAMI 33, ALABAMA 25

JANUARY 1, 1990 • NEW ORLEANS, LA.

Miami solidified its title of “Team of the ‘80s” with its third national championship in seven years by handing

HURRICANES FOOTBALL HISTORY

Alabama a 33-25 defeat in the USF&G Sugar Bowl. Miami closed out its scoring by capitalizing on a Charles Pharms interception with an 88-yard drive that Craig Erickson finished off by finding tight end Randy Bethel open for a 12-yard touchdown reception. The Tide managed one more touchdown and two-point conversion with a minute remaining.

SCORING

(2) Miami	7	13	6	7	33
(7) Alabama	0	17	0	8	25

UM	McGuire 3 run (Huerta kick)
UA	Battle 4 pass from Hollingsworth (Doyle kick)
UM	Carroll 19 pass from Erickson (kick blocked)
UA	Doyle 45 FG
UM	Johnson 3 run (Huerta kick)
UA	Russell 7 pass from Hollingsworth (Doyle kick)
UM	Chudzinski 11 pass from Erickson (conversion failed)
UM	Bethel 12 pass from Erickson (Huerta kick)
UA	Wimbley 9 pass from Hollingsworth (Russell pass to Hollingsworth)

1991 COTTON BOWL

MIAMI 46, TEXAS 3

JANUARY 1, 1991 • DALLAS, TEXAS

Fourth-ranked Miami won the its fourth consecutive bowl game in dominating fashion over No. 3-ranked Texas, 46-3, the most lopsided score in Cotton Bowl history. The Miami defense held Texas to minus-four yards total offense in the first stanza. **Craig Erickson**, the game's outstanding offensive player, completed 17 of 26 passes for 272 yards and set a Cotton Bowl record with four TDs. **Russell Maryland**, the game's outstanding defensive player, had nine tackles and three sacks. Miami's defense set a Cotton Bowl mark with nine sacks and **Carlos Huerta's** 50-yard field goal tied a Cotton Bowl record.

SCORING

(4) Miami	12	7	14	13	46
(3) Texas	0	3	0	0	3

UM	Huerta 28 FG
UM	Huerta 50 FG
UM	Carroll 12 pass from Erickson (pass failed)
UT	Pollak 29 FG
UM	Carroll 24 pass from Erickson (Huerta kick)
UM	D. Smith 34 interception return (Huerta kick)
UM	Hill 48 pass from Erickson (Huerta kick)
UM	Bethel 4 pass from Erickson (kick failed)
UM	Conley 26 run (Huerta kick)

NATIONAL CHAMPIONS

1992 ORANGE BOWL

MIAMI 22, NEBRASKA 0

JANUARY 1, 1992 • MIAMI, FLA.

The No. 1-ranked Hurricanes capped a 12-0 season and claimed their fourth national championship in nine years by dominating the Big Eight Champion Nebraska Cornhuskers, 22-0, in front of an Orange Bowl crowd of 77,747. Miami used the running of **Larry Jones**, who responded with a career-high 144 yards rushing (earning him MVP honors) and a dominating defense to roll to victory. Miami played with the knowledge that earlier that day the No. 2-ranked Washington Huskies had soundly defeated the Michigan Wolverines in the Rose Bowl, and would ultimately claim a co-national championship with the Hurricanes. The Miami defense held Nebraska to a single yard of offense in the first quarter and 62 total in the first half en route to its second shutout of the year. For the game, UM recorded two interceptions, two fumble recoveries and five sacks, four by sophomore **Rusty Medearis**.

SCORING

(1) Miami	13	0	9	0	22
(11) Nebraska	0	0	0	0	0

UM	Williams 8 pass from Torretta (Huerta kick)
UM	Huerta 24 FG
UM	Huerta 24 FG
UM	L. Jones 1 run (2-point conversion failed)
UM	Huerta 54 FG

1993 SUGAR BOWL

ALABAMA 34, MIAMI 13

JANUARY 1, 1993 • NEW ORLEANS, LA.

The No. 1-ranked Hurricanes' dream of a second consecutive national championship and an unprecedented fifth title in 10 years ended with a 34-13 defeat at the hands of No. 2-ranked Alabama. **Gino Torretta** set a UM bowl record with 56 pass attempts, throwing for 278 yards on 24-of-56 passing, but had no TDs and three picks. A bright spot in the second half for Miami was **Kevin Williams'** Sugar Bowl-record 78-yard punt return for a touchdown in the fourth quarter.

HURRICANES FOOTBALL HISTORY

SCORING

(1) Miami	3	3	0	7	13
(2) Alabama	3	10	14	7	34

UA	Proctor 19 FG
UM	Prewitt 49 FG
UA	Proctor 23 FG
UA	Williams 2 rush (Proctor kick)
UM	Prewitt 42 FG
UA	Lassic 1 rush (Proctor kick)
UA	Teague 31 interception return (Proctor kick)
UM	Kevin Williams 78 punt return (Prewitt kick)
UA	Lassic 4 rush (Proctor kick)

1994 FIESTA BOWL

ARIZONA 29, MIAMI 0

JANUARY 1, 1994 • TEMPE, ARIZ.

The No. 10-ranked Hurricanes fell victim to the 16th-ranked Arizona Wildcats, 29-0, in the 23rd annual IBM OS/2 Fiesta Bowl before a sellout crowd of 72,260 and a national television audience. The Wildcats used a strong ground attack and stifling defense to hand the Canes their first shutout since 1979, a span of 168 games. It was also the first time that Miami had been shutout in a bowl game since a 26-0 loss to Bucknell in the 1935 Orange Bowl. The only bright spot for the Canes was receiver **Chris T. Jones**, who had six receptions for 98 yards.

SCORING

(10) Miami	0	0	0	0	0
(16) Arizona	9	7	6	7	29

UA	Dickey 13 pass from White (kick blocked)
UA	McLaughlin 39 FG
UA	Levy 68 rush (McLaughlin kick)
UA	McLaughlin 31 FG
UA	McLaughlin 21 FG
UA	Dickey 14 pass from White (McLaughlin kick)

1995 ORANGE BOWL

NEBRASKA 24, MIAMI 17

JANUARY 1, 1995 • MIAMI, FLA.

The third-ranked Hurricanes' dream of a fifth national title was dashed in front of a record crowd of 81,753 as the top-ranked Nebraska Cornhuskers overcame a 17-9 deficit with two fourth quarter touchdowns to propel them to a 24-17 victory and the 1994 national

championship. Nebraska's defense took control after halftime by putting relentless pressure on Miami QB **Frank Costa** and sacking him four times in the half (five times in the game), including one for a safety early in the third quarter. Miami's defense came up big, forcing two Nebraska turnovers. But Nebraska and its bruising offensive line controlled the final quarter of play.

SCORING

(3) Miami	10	0	7	0	17
(1) Nebraska	0	7	2	15	24

UM	Prewitt 44 FG
UM	T. Jones 35 pass from Costa (Prewitt kick)
NEB	Gilman 19 pass from Berringer (Sieler kick)
UM	J. Harris 44 pass from Costa (Prewitt kick)
NEB	Safety, Harris tackled Costa in end zone
NEB	Schlesinger 15 run (Alford pass from Frazier)
NEB	Schlesinger 14 run (Sieler kick)

1996 CARQUEST BOWL

MIAMI 31, VIRGINIA 21

DECEMBER 27, 1996 • MIAMI, FLA.

Miami won the 1996 Carquest Bowl in entertaining fashion with a 31-21 triumph over Virginia. Defensive standout **Tremain Mack** provided the fireworks with a pair of Miami touchdowns. Mack, who was a unanimous choice for game MVP, returned a UVA fumble 79 yards for a touchdown to give UM a 14-0 first quarter lead. Mack then gave the Canes an insurmountable 24-7 lead when he picked off Cavalier QB Tim Sherman in the second quarter and raced 42 yards to paydirt. Mack continued his heroics in the third quarter by blocking a Rafeal Garcia 29-yard field goal attempt, the first of two blocked FGs by the Canes. **Ryan Clement** ignited the Hurricane offense throwing for a career-best 274 yards and one touchdown on 16-of-26 passing.

SCORING

(19) Miami	14	10	0	7	31
Virginia	7	0	7	7	21

UM	Green 70 pass from Clement (Crosland kick)
UM	Mack 79 fumble return (Crosland kick)
UVA	Crowell 29 pass from Brooks (Garcia kick)
UM	Crosland 20 FG
UM	Mack 42 interception return (Crosland kick)

HURRICANES FOOTBALL HISTORY

- UVA Brooks 1 rush (Garcia kick)
- UM T. Jones 2 rush (Crosland kick)
- UVA T. Jones 3 rush (Garcia kick)

1998 MICRON PC BOWL

MIAMI 46, NC STATE 23
DECEMBER 29, 1998 • MIAMI, FLA.

24th-ranked Miami defeated NC State, 46-23, at the 1998 Micron PC Bowl. **Scott Covington** earned game MVP honors, finishing with 320 yards passing and two touchdowns on a 17-of-24 performance. His favorite target was Santana Moss, who had five catches for 141 yards including an 80-yard touchdown pass.

Edgerrin James led the ground attack with 156 yards on 20 carries. UM's offense set a bowl record with 594 total yards. The defense made six tackles for loss and set a Micron PC bowl record with five interceptions. Linebacker **Dan Morgan** made 12 tackles and a forced fumble.

SCORING

(24) Miami	14	13	3	16	46
NC State	7	3	7	6	23

- UM King 4 pass from Covington (Crosland kick)
- NCS Barnette 1 rush (Deskevich kick)
- UM James 5 rush (Crosland kick)
- UM Moss 80 pass from Covington (kick blocked)
- NCS Deskevich 28 FG
- UM James 2 rush (Crosland kick)
- UM Crosland 31 FG
- NCS Spikes 30 rush (Deskevich kick)
- UM Jackson 13 rush (pass failed)
- UM Jackson 25 rush (Crosland kick)
- NCS Coleman 7 pass from Barnette (rush failed)
- UM Gaitan 29 FG

2000 GATOR BOWL

MIAMI 28, GEORGIA TECH 13
JANUARY 1, 2000 • JACKSONVILLE, FLA.

No. 23 Miami routed No. 15 Georgia Tech, 28-13, behind a dominating defensive performance that held the Yellow Jackets offense (ranked No. 1 nationally and second in scoring with an average of 40.7 points a game) to a season-low 13 points. The Hurricanes struck on their opening possession with an eight-yard **James Jackson** touchdown run. Miami then took a

14-point lead early in the second quarter when sophomore QB **Kenny Kelly** capped a 73-yard drive with a 15-yard touchdown strike to **Andre King**. Following a Tech score, freshman All-America RB **Clinton Portis** set a UM bowl record with a 73-yard touchdown run to give the Canes a 21-7 halftime lead. Georgia Tech could only muster a pair of second half field goals as the UM defense, behind the play of Gator Bowl MVP **Nate Webster**, shut down the Tech attack.

SCORING

(23) Miami	7	14	0	7	28
(15) Georgia Tech	0	7	6	0	13

- UM Jackson 8 run (Crosland kick)
- UM King 15 pass from Kelly (Crosland kick)
- GT Hamilton 17 run (Manger kick)
- UM Portis 73 run (Crosland kick)
- GT Manger 25 FG
- GT Manger 36 FG
- UM Wayne 17 pass from Dorsey (Crosland kick)

2001 SUGAR BOWL

MIAMI 37, FLORIDA 20
JANUARY 2, 2001 • NEW ORLEANS, LA.

Second-ranked Miami defeated No. 7 Florida, 37-20, in the Nokia Sugar Bowl to wrap up the Hurricanes' best season since 1994 at 11-1 and second in the national rankings. The Canes led, 27-20, with 12:50 remaining when UM turned to running back **Clinton Portis**, who finished with 97 yards on 18 carries. On the first play of the ensuing possession, CB **Phillip Buchanon** picked off Rex Grossman to set up a 3-yard touchdown run by **Najeh Davenport** that gave Miami control. QB **Ken Dorsey** was named the game's Most Valuable Player, completing 22-of-40 passes for 270 yards and three TDs.

SCORING

(2) Miami	10	3	14	10	37
(7) Florida	7	3	7	3	20

- UF Wells 23 pass from Grossman (Chandler kick)
- UM Sievers 44 FG
- UM Shockey 8 pass from Dorsey (Sievers kick)
- UM Sievers 29 FG
- UF Chandler 51 FG
- UF Graham 36 run (Chandler kick)
- UM Williams 19 pass from Dorsey (Sievers kick)
- UM Davenport 2 pass from Dorsey (Sievers kick)
- UF Chandler 26 FG

HURRICANES FOOTBALL HISTORY

- UM Sievers 29 FG
- UM Davenport 3 run (Sievers kick)

NATIONAL CHAMPIONS

2002 ROSE BOWL

MIAMI 37, NEBRASKA 14

JANUARY 3, 2002 • PASADENA, CALIF.

Miami lowered the boom on the Nebraska Cornhuskers in a decisive 37-14 victory in the 88th Rose Bowl game for the National Championship. Miami's 12-0 season was capped by a performance indicative of much of the Hurricanes' season, as UM piled up a huge halftime lead and cruised to the victory. The top-ranked Hurricanes used three touchdown passes by **Ken Dorsey** to build a big early lead. **Andre Johnson** caught seven passes for 199 yards and two scores for the Hurricanes, who laid claim to their first national title since 1991. Dorsey and Johnson shared MVP honors and were helped by **Clinton Portis**, who carried 20 times for 104 yards and a score. Dorsey completed 22-of-35 passes for 362 yards, including 258 in the first half.

SCORING

(1) Miami	7	27	0	3	37
(4) Nebraska	0	0	7	7	14

- UM Johnson 49 pass from Dorsey (Sievers kick)
- UM Portis 39 run (Sievers kick)
- UM Lewis 47 interception return (Sievers kick)
- UM Shockey 21 pass from Dorsey (kick failed)
- UM Johnson 8 pass from Dorsey (Sievers kick)
- NU Davies 16 run (Brown kick)
- NU Groce 71 punt return (Brown kick)
- UM Sievers 37 FG

2003 FIESTA BOWL

OHIO STATE 31, MIAMI 24 (2OT)

JANUARY 3, 2003 • TEMPE, ARIZ.

Miami's 34-game winning streak came to an end in as Ohio State defeated the Hurricanes 31-24 in double overtime to win the Fiesta Bowl and the BCS National Championship. Maurice Claret scored his second touchdown on a five-yard run in the second overtime. Craig Krenzel had a pair of touchdown runs for the Buckeyes (14-0), who ended Miami's winning streak -- the sixth-longest in college football history -- in a game of high drama that was prolonged by a con-

troversial pass interference call. It was the first-ever overtime in a BCS title game, despite Miami turning the ball over five times and losing **Willis McGahee** to a knee injury in the fourth quarter. On the final play of regulation, **Todd Sievers** kicked a 40-yard field goal to tie it at 17-17. **Kellen Winslow Jr.** caught a seven-yard TD pass from **Ken Dorsey** in the first overtime. A controversial pass interference penalty allowed Ohio State to tie the game. On 4th-and-goal from the 5, **Glenn Sharpe** batted away a pass intended for **Chris Gamble**. Miami began its celebration, but Sharpe was flagged. Krenzel then scored on a one-yard run.

SCORING

(2) Ohio State	0	14	3	0	14	31
(1) Miami	7	0	7	3	7	24

- UM Parrish 25 pass from Dorsey (Sievers kick)
- OSU Krenzel 1 run (Nugent kick)
- OSU Claret 1 run (Nugent kick)
- OSU Nugent 44 FG
- UM McGahee 9 run (Sievers kick)
- UM Sievers 40 FG
- UM Winslow 7 pass from Dorsey (Sievers kick)
- OSU Krenzel 1 run (Nugent kick)
- OSU Claret 5 run (Nugent kick)

2004 FEDEX ORANGE BOWL

MIAMI 16, FLORIDA STATE 14

JANUARY 2, 2004 • MIAMI, FLA.

Ninth-ranked Miami used all its energy to take a tense 16-14 victory over eighth-ranked Florida State in the FedEx Orange Bowl at Pro Player Stadium, riding big performances by **Jarrett Payton** and **Jon Peattie** and a big play by **D.J. Williams**. The Hurricanes (11-2) defeated the Seminoles (10-3) for the fifth straight time, benefiting from a crucial missed field goal for the fifth time in the scintillating series since 1991. Xavier Beitia, who was wide left on a potential game-winning 43-yard field goal in the previous year's loss at Miami, was wide right on a 39-yarder with 5 1/2 minutes to go. Payton, who victimized FSU for 97 yards and a TD catch in a win in October, ran for 131 on 22 carries to earn MVP honors. Peattie's career-best 51-yard field goal early in the third quarter was the only scoring in a grueling second half.

SCORING

(9) Miami	3	10	3	0	16
(8) Florida State	0	14	0	0	14

HURRICANES FOOTBALL HISTORY

UM	Peattie 32 FG
FSU	Booker 9 pass from Rix (Beitia kick)
FSU	Henshaw 7 pass from Rix (Beitia kick)
UM	T. Moss 3 run (Peattie kick)
UM	Peattie 44 FG
UM	Peattie 51 FG

2004 CHICK-FIL-A PEACH BOWL

MIAMI 27, FLORIDA 10

DECEMBER 31, 2004 • ATLANTA, GA.

The Miami Hurricanes settled for the state title in the Chick-fil-A Peach Bowl. **Devin Hester** returned a blocked field goal 78 yards for a touchdown, **Roscoe Parrish** returned a punt 72 yards for a score and the 14th-ranked Hurricanes beat No. 20 Florida 27-10 at the Georgia Dome. UM earned a third consecutive "state title" by beating Florida and Florida State in the same season and extended its winning streak against the Gators to six games. **Brock Berlin** finished 13 of 23 for 171 yards. Miami's special teams and defense did the most damage on New Year's Eve.

After a blocked punt, UM's **Thomas Carroll** blocked Matt Leach's 32-yard field goal try. Hester picked up the loose ball and sprinted the other way for a score. **Jon Peattie** also nailed a 47-yarder to give the Canes a 10-3 lead. Miami forced Florida to punt on the ensuing possession, and Parrish caught the linedrive kick and ran untouched up the seam for a 72-yard score.

SCORING

(20) Florida	0	3	7	0	10
(14) Miami	7	10	7	3	27

UM	Hester 78 blocked field goal return (Peattie kick)
UF	Leach 34-yard field goal
UM	Peattie 47-yard field goal
UM	Parrish 72 punt return (Peattie kick)
UM	Moore 20 pass from Berlin (Peattie kick)
UF	Cornelius 45 pass from Leak (Leach kick)
UM	Peattie 32-yard field goal

2005 CHICK-FIL-A PEACH BOWL

LSU 40, MIAMI 3

DECEMBER 30, 2005 • ATLANTA, GA.

Making his first career start, Matt Flynn threw for two touchdowns as No. 10 LSU defeated No. 9 Miami, 40-3 in the Chick-fil-A Peach Bowl. Flynn spearheaded a 17-point outburst in the second quarter with touchdown passes of 51 yards and four yards that

gave the Tigers (11-2) an 20-3 advantage at the break. He completed 13-of-22 passes for 196 yards without a turnover. On Miami's first possession, **Devin Hester** lined up at tailback and receiver and also took a direct snap at quarterback. Hester had two catches for 40 yards and six carries for 24 yards. Hester had a 24-yard run on the possession to set up a field goal. **Jon Peattie** kicked a 21-yard field goal to open the scoring in the first quarter for Miami.

SCORING

(9) Miami	3	0	0	0	3
(10) LSU	3	17	14	6	40

UM	Peattie 21 FG
LSU	Jackson 37 FG
LSU	Davis 51 pass from Flynn (David kick)
LSU	Jackson 47 FG
LSU	Addai 4 pass from Flynn (David kick)
LSU	Addai 6 run (David kick)
LSU	Hester 1 run (David kick)
LSU	David 35 FG
LSU	Jackson 50 FG

2006 MPC COMPUTERS BOWL

MIAMI 21, NEVADA 20

DECEMBER 31, 2006 • BOISE, IDAHO

Kirby Freeman threw for 272 yards and two long touchdowns and ran for another score, **Chavez Grant** made a game-saving interception with 18 seconds left, and the Hurricanes sent departing coach **Larry Coker** out with a dramatic 21-20 win over Nevada in the MPC Computers Bowl. Freeman threw a 78-yard touchdown pass to **Sam Shields** with 5:59 left in the third quarter to break what was a 14-14 tie and put the Hurricanes (7-6) ahead for good. Freeman also had a 52-yard pass to **Ryan Moore** late in the first half. Shields caught four passes for 101 yards for Miami, while Moore made only two catches, but finished with 96 yards for the Hurricanes.

SCORING

Miami	7	7	7	0	21
Nevada	2	9	3	6	20

UM	Freeman 1 run (Peattie kick)
NEV	Team safety (Freeman intentional grounding in EZ)
NEV	Mitchell 27 from Rowe (Rowe run failed)
UM	R. Moore 52 from Freeman (Peattie kick)
NEV	Jaekle 33 FG
NEV	Jaekle 31 FG

HURRICANES FOOTBALL HISTORY

UM Shields 78 pass from Freeman (Peattie kick)
NEV Jaekle 44 FG
NEV Jaekle 40 FG

2008 EMERALD BOWL

CAL 24, MIAMI 17

DECEMBER 27, 2008 • SAN FRANCISCO, CALIF.

Zack Follett forced a fumble by **Jacory Harris** deep in Miami territory with 3:28 left, and Anthony Miller scored the go-ahead touchdown on his first career catch moments later in California's 24-17 victory in the Emerald Bowl. Jahvid Best rushed for a bowl-record 186 yards and two touchdowns, yet the Golden Bears (9-4) still needed a big defensive play and an unlikely hero to hold off the Hurricanes (7-6) in front of a Bay Area crowd teeming with screaming Cal fans. Harris played well in the freshman's second career start, going 25-of-41 for 194 yards and two TDs. **LaRon Byrd** and **Thearon Collier** caught Harris' scoring passes for Miami, which tied it on **Matt Boshers**' 22-yard field goal with 9:13 to play.

SCORING

Miami	0	7	7	3	17
Cal	14	0	3	7	24

CAL Best 1 run (Tavecchio kick)
CAL Best 42 run (Tavecchio kick)
UM Byrd 9 pass from Harris (Boshers kick)
UM Collier 6 pass from Harris (Boshers kick)
CAL Tavecchio 23 FG
UM Boshers 22 FG
CAL Miller 2 pass from Longshore (Tavecchio kick)

2009 CHAMPS SPORTS BOWL

WISCONSIN 20, MIAMI 14

DECEMBER 30, 2009 • ORLANDO, FLA.

John Clay had 121 yards rushing and two touchdowns, powering No. 24 Wisconsin past No. 14 Miami 20-14 in the Champs Sports Bowl. Scott Tolzien threw for 260 yards, and Montee Ball added 61 yards rushing for the Badgers. Miami's **Jacory Harris** struggled before throwing a touchdown pass to **Thearon Collier** with 1:22 remaining. The Hurricanes recovered the onside kick, but Harris threw incomplete on fourth down to end any hope of a comeback. Harris, who threw for 188 yards, was slowed by an injured right thumb, a brace around his left leg and a Badgers team that

smothered him with five sacks. Wisconsin's running game helped it hold the ball for nearly 40 minutes, leaving little time for Miami to work.

SCORING

(15) Miami	7	0	0	7	14
(25) Wisconsin	7	10	0	3	20

UM Cooper 16 run (Boshers kick)
UW Clay 3 run (Welch kick)
UW Clay 3 run (Welch kick)
UW Welch 37 FG
UW Welch 29 FG
UM Collier 14 pass from Harris (Boshers kick)

2010 HYUNDAI SUN BOWL

NOTRE DAME 33, MIAMI 17

DECEMBER 31, 2010 • EL PASO, TEXAS

Freshman QB Tommy Rees passed for 201 yards and two touchdowns to Michael Floyd as Notre Dame beat Miami 33-17 in the Sun Bowl. Notre Dame (8-5) reached the end zone on three of its first four possessions. The Hurricanes trailed 30-3 going into the fourth quarter Miami scored twice in the fourth quarter when **Stephen Morris** threw a 6-yard TD pass to **Leonard Hankerson** and a 42-yard scoring play to **Tommy Streater**, but it was too late by then. The Canes trailed 27-0 late in the first half and the player with the most catches from a Hurricanes quarterback was Irish safety Harrison Smith, who intercepted three passes.

SCORING

Notre Dame	14	13	3	3	33
Miami	0	3	0	14	17

ND Floyd 3 pass from Rees (Ruffer kick)
ND Floyd 34 pass from Rees (Ruffer kick)
ND Wood 34 run (Ruffer kick)
ND Ruffer 40 FG
ND Ruffer 50 FG
UM Boshers 47 FG
ND Ruffer 19 FG
UM Hankerson 6 pass from Morris (Boshers kick)
UM Streater 42 pass from Morris (Boshers kick)
ND Tausch 34 FG

HURRICANES FOOTBALL HISTORY

2013 RUSSELL ATHLETIC BOWL

LOUISVILLE 36, MIAMI 9

DECEMBER 28, 2013 • ORLANDO, FLORIDA

Louisville QB Teddy Bridgewater threw three TD passes and ran for another score to help the No. 18 Cardinals top Miami in the Hurricanes' first bowl appearance since the 2010 season. Miami quarterback **Stephen Morris** finished with 160 passing yards, while **Gus Edwards** scored Miami's lone touchdown of the night on a two-yard run in the fourth quarter. Tight end **Clive Walford** led all Miami pass catchers with four receptions and 82 yards. The Hurricanes were outgained 554-174, and Bridgewater led the way with 447 passing yards.

SCORING

Miami	2	0	0	7	9
Louisville	6	16	7	7	36

UM	Team safety
UL	Wallace 36 FG
UL	Wallace 43 FG
UL	Wallace 42 FG
UL	Parker 26 pass from Bridgewater (Wallace kick)
UL	Harris 12 pass from Bridgewater (Kick missed)
UL	Perry 24 pass from Bridgewater (Wallace kick)
UL	Bridgewater 1 run (Wallace kick)
UM	Edwards 2 run (Goudis kick)

2014 INDEPENDENCE BOWL

SOUTH CAROLINA 24, MIAMI 21

DECEMBER 27, 2014 • SHREVEPORT, LA.

Duke Johnson rushed for 132 yards and added another 51 yards on 5 receptions but Miami fell to South Carolina, 24-21, in the Duck Commander Independence Bowl. **Dylan Thompson** threw for 294 yards and two touchdowns and ran for another score for South Carolina. **Pharoh Cooper** was Thompson's favorite target, catching nine passes for 170 yards, including a spectacular 25-yard grab on the decisive drive late in the fourth quarter. Miami's **Brad Kaaya** threw for 236 yards, one touchdown and one interception.

SCORING

Miami	3	3	8	7	21
South Carolina	0	17	0	7	24

UM	Badgley 27 FG
UM	Badgley 26 FG
SC	Cooper 78 pass from Thompson (Fry kick)
SC	Davis 15 pass from Thompson (Fry kick)

SC	Fry 32 FG
UM	Edwards 3 run (Kaaya pass to Lewis)
SC	Thompson 2 run (Fry kick)
UM	Dorsett 11 pass from Kaaya (Badgley kick)

2015 HYUNDAI SUN BOWL

WASHINGTON STATE 20, MIAMI 14

DECEMBER 26, 2015 • EL PASO, TEXAS

Brad Kaaya threw for 219 yards and a touchdown in blizzard-like conditions, but Miami fell to Washington State, 20-14, in the Hyundai Sun Bowl. **Luke Falk** threw for 295 yards and two touchdowns in Washington State's patented "air raid" offense. Trailing 20-7 in the later stages of the fourth quarter, Miami mounted a comeback by shutting out the Cougars in the second half. A 60-yard end-around by **Braxton Berrios** set up Miami's final score, where **Mark Walton** ran it in from five yards out early in the fourth quarter. But a Miami fumble with five minutes remaining sealed the Cougars' victory.

SCORING

Miami	7	0	0	7	14
Washington St.	7	13	0	0	20

WSU	Morrow 31 pass from Falk (Powell kick)
UM	Coley 4 pass from Kaaya (Badgley kick)
WSU	Powell 30 FG
WSU	Marks 25 pass from Falk (Powell kick)
WSU	Powell 25 FG
UM	Walton 5 run (Badgley kick)

BOWL RECORDS, TEAM

RUSHING

ATTEMPTS

MOST

Miami: 50 — vs. Alabama, 1990 Sugar Bowl;
vs. Clemson, 1952 Orange Bowl

Opponent: 60 — Alabama, 1993 Sugar Bowl

FEWEST

Miami: 18 — vs. Alabama, 1993 Sugar Bowl

Opponent: 29 — Alabama, 1990 Sugar Bowl

YARDS

MOST

Miami: 269 — vs. NC State, 1998 Micron PC Bowl

Opponent: 297 — NC State, 1998 Micron PC Bowl

FEWEST

Miami: 14 — vs. Louisville, 2013 Russell Athletic Bowl

Opponent: 36 — Virginia Tech, 1966 Liberty Bowl

FIRST DOWNS

MOST

Miami: 14 — vs. Nebraska, 1992 Orange Bowl;
vs. NC State, 1998 Micron PC Bowl

Opponent: 25 — Florida, 2001 Sugar Bowl

FEWEST

Miami: 1 — vs. LSU, 2005 Peach Bowl

Opponent: 3 — Alabama, 1990 Sugar Bowl

TOUCHDOWNS

MOST

Miami: 5 — NC State, 1998 Micron PC Bowl

Opponent: 4 — Colorado, 1967 Bluebonnet Bowl;
Ohio State, 2003 Fiesta Bowl

FEWEST

Miami: 0 — 10 bowls (last time vs. Cal, 2008 Emerald Bowl)

Opponent: 0 — 6 bowls (last time by Nevada, 2006 MPC
Computers Bowl)

PASSING

ATTEMPTS

MOST

Miami: 56 — vs. Alabama, 1993 Sugar Bowl

Opponent: 51 — Florida, 2001 Sugar Bowl

FEWEST

Miami: 2 — vs. Clemson, 1952 Gator Bowl

Opponent: 13 — by Oklahoma, 1988 Orange Bowl;

Alabama, 1993 Sugar Bowl

COMPLETIONS

MOST

Miami: 31 — vs. UCLA, 1985 Fiesta Bowl

Opponent: 35 — by Louisville, 2013 Russell Athletic Bowl

FEWEST

Miami: 0 — vs. Holy Cross, 1946 Orange Bowl

Opponent: 4 — by Alabama, 1993 Sugar Bowl

YARDS

MOST

Miami: 369 — vs. Ohio State, 2003 Fiesta Bowl

Opponent: 447 — by Louisville, 2013 Russell Athletic Bowl

FEWEST

Miami: 0 — vs. Holy Cross, 1946 Orange Bowl

Opponent: 18 — by Alabama, 1993 Sugar Bowl

FIRST DOWNS

MOST

Miami: 15 — vs. Nebraska, 1984 Orange Bowl

Opponent: 23 — by Louisville, 2013 Russell Athletic Bowl

FEWEST

Miami: 0 — vs. Holy Cross, 1946 Orange Bowl

Opponent: 1 — by Texas, 1991 Cotton Bowl;
Alabama, 1993 Sugar Bowl

TOUCHDOWNS

MOST

Miami: 4 — vs. Texas, 1991 Cotton Bowl

Opponent: 3 — 2 bowls (last time by Louisville in 2013 Rus-
sell Athletic Bowl)

FEWEST

Miami: 0 — 8 times (last time vs. LSU, 2005 Peach Bowl)

Opponent: 0 — 12 times
(last time by Ohio State, 2003 Fiesta Bowl)

INTERCEPTIONS

MOST

Miami: 5 — vs. NC State, 1998 Micron PC Bowl

Opponent: 5 — by Bucknell, 1935 Orange Bowl;
Penn State, 1987 Fiesta Bowl

FEWEST

Miami: 0 — 5 times (last time vs. Louisville, 2013 Russell
Athletic Bowl)

Opponent: 0 — 6 times (last time by Louisville, 2013
Russell Athletic Bowl)

BOWL RECORDS, TEAM

TOTAL OFFENSE / DEFENSE

TOTAL PLAYS

MOST

Miami: 93 vs. Penn State, 1987 Fiesta Bowl

Opponent: 86 by Georgia Tech, 2000 Gator Bowl

FEWEST

Miami: 46 vs. Holy Cross, 1946 Orange Bowl;
vs. LSU, 2005 Peach Bowl

Opponent: 51 by Florida State, 2004 Orange Bowl;
Cal, 2008 Emerald Bowl

YARDS

MOST

Miami: 594 vs. NC State, 1998 Micron PC Bowl

Opponent: 554 by Louisville, 2013 Russell Athletic Bowl

FEWEST

Miami: 153 vs. LSU, 2005 Peach Bowl

Opponent: 125 by Nebraska, 1989 Orange Bowl

TOTAL FIRST DOWNS

MOST

Miami: 34 vs. Nebraska, 1962 Gotham Bowl

Opponent: 31 by NC State, 1998 Micron PC Bowl

FEWEST

Miami: 5 vs. Clemson, 1952 Gator Bowl

Opponent: 7 by Virginia Tech, 1966 Liberty Bowl

FIRST DOWNS BY PENALTY

Miami: 5 vs. Tennessee, 1986 Sugar Bowl

Opponent: 6 by Texas, 1991 Cotton Bowl

FUMBLES LOST

Miami: 3 vs. Ohio State, 2003 Fiesta Bowl

Opponent: 2 8 times (last time by Nebraska, 2002 Rose Bowl)

FUMBLES RECOVERED

Miami: 2 7 times (last time vs. Nebraska, 2002 Rose Bowl)

Opponent: 2 6 times (last time by NC State, 1998 Micron PC Bowl)

LARGEST MARGIN OF VICTORY

Miami: 43 vs. Texas, 1991 Cotton Bowl (46-3)

Opponent: 37 by LSU, 2005 Peach Bowl (40-3)

PENALTIES

MOST

Miami: 16 vs. Texas, 1991 Cotton Bowl

Opponent: 11 by Tennessee, 1986 Sugar Bowl

FEWEST

Miami: 1 vs. Nebraska, 1962 Gotham Bowl

Opponent: 0 by Clemson, 1952 Gator Bowl

PENALTY YARDS

MOST

Miami: 202 vs. Texas, 1991 Cotton Bowl

Opponent: 125 by Tennessee, 1986 Sugar Bowl

FEWEST

Miami: 5 vs. Nebraska, 1962 Gotham Bowl

Opponent: 0 by Clemson, 1952 Gator Bowl

SPECIAL TEAMS

PUNTS

MOST

Miami: 10 vs. Holy Cross, 1946 Orange Bowl;
vs. Arizona, 1994 Fiesta Bowl

Opponent: 11 by Virginia Tech, 1966 Liberty Bowl

FEWEST

Miami: 1 vs. Nebraska, 1962 Gotham Bowl

Opponent: 1 by LSU, 2005 Peach Bowl

PUNTING YARDS

MOST

Miami: 401 vs. Clemson, 1951 Orange Bowl

Opponent: 391 by Penn State, 1987 Fiesta Bowl

FEWEST

Miami: 35 vs. Nebraska, 1962 Gotham Bowl

Opponent: 20 by Nebraska, 1995 Orange Bowl

PUNT RETURN YARDS

MOST

Miami: 95 vs. Alabama, 1993 Sugar Bowl

Opponent: 85 by Nebraska, 1995 Orange Bowl

FEWEST

Miami: -6 vs. Nebraska, 1995 Orange Bowl

Opponent: 0 by Nebraska, 1962 Gotham Bowl;
by Nebraska, 1989 Orange Bowl; by Nebraska, 1992
Orange Bowl; by Florida, 2001 Sugar Bowl

KICKOFF RETURNS

MOST

Miami: 7 vs. Alabama, 1993 Sugar Bowl;
vs. Arizona, 1994 Fiesta Bowl

Opponent: 8 by NC State, 1998 Micron PC Bowl

BOWL RECORDS, TEAM

FEWEST

Miami: 1 vs. Ohio State, 2003 Fiesta Bowl

Opponent: 0 by LSU, 2005 Peach Bowl

KICKOFF RETURN YARDS

MOST

Miami: 180 vs. Wisconsin, 2009 Champs Sports Bowl

Opponent: 222 by Nebraska, 1962 Gotham Bowl

FEWEST

Miami: 9 vs. Clemson, 1952 Gator Bowl

Opponent: 0 by LSU, 2005 Peach Bowl

FIELD GOALS ATTEMPTED

Miami: 4 vs. Oklahoma, 1992 Orange Bowl; vs. Florida, 2001 Sugar Bowl; vs. Florida State, 2004 Orange Bowl

Opponent: 5 by LSU, 2005 Peach Bowl

FIELD GOALS MADE

Miami: 3 vs. UCLA, 1985 Fiesta Bowl; vs. Nebraska, 1989 Orange Bowl; vs. Oklahoma, 1992 Orange Bowl; vs. Florida, 2001 Sugar Bowl; vs. Florida State, 2004 Orange Bowl

Opponent: 4 by LSU, 2005 Peach Bowl; by Nevada, 2006 MPC Computers Bowl

KICKS BLOCKED

Miami: 2 vs. Arizona, 1994 Fiesta Bowl; vs. Virginia, 1996 Carquest Bowl; vs. Georgia Tech, 2000 Gator Bowl

Opponent: 1 three times (last time by NC State, 1998 Micron PC Bowl)

SCORING

POINTS

MOST

Miami: 46 vs. Texas, 1991 Cotton Bowl; vs. NC State, 1998 Micron PC Bowl

Opponent: 40 by LSU, 2005 Peach Bowl

FEWEST

Miami: 0 vs. Bucknell, 1935 Orange Bowl; vs. Arizona, 1994 Fiesta Bowl

Opponent: 0 by Manhattan, 1933 Palm Festival; by Clemson, 1952 Gator Bowl; by Nebraska, 1992 Orange Bowl

TOUCHDOWNS

Miami: 6 vs. NC State, 1998 Micron PC Bowl

Opponent: 5 by Duquesne, 1934 Palm Festival; by Nebraska, 1962 Gotham Bowl; by Tennessee, 1986 Sugar Bowl

BOWL RECORDS, INDIVIDUAL

RUSHING

ATTEMPTS

Miami: 30 Larry Jones vs. Nebraska, 1992 Orange Bowl

Opponent: 31 by Fred Cone, Clemson, 1951 Orange Bowl

YARDS

Miami: 156 Edgerrin James vs. NC State, 1998 Micron PC Bowl

Opponent: 186 Jahvid Best, Cal, 2008 Emerald Bowl

TOUCHDOWNS

Miami: 2 by four players;

last time by Edgerrin James and James Jackson vs. NC State, 1998 Micron PC Bowl

Opponent: 2 by nine players;

last time by Jahvid Best, Cal, 2008 Emerald Bowl

LONGEST RUN FROM SCRIMMAGE

Miami: 73 Clinton Portis vs. Georgia Tech, 2000 Gator Bowl

Opponent: 72 by Gaston Green, UCLA, 1985 Fiesta Bowl

LONGEST TD RUN FROM SCRIMMAGE

Miami: 73 Clinton Portis vs. Georgia Tech, 2000 Gator Bowl

Opponent: 72 by Gaston Green, UCLA, 1985 Fiesta Bowl

PASSING

ATTEMPTS

Miami: 56 Gino Torretta vs. Alabama, 1993 Sugar Bowl

Opponent: 43 by Gary Hollingsworth, Alabama, 1990 Sugar Bowl

COMPLETIONS

Miami: 31 Bernie Kosar vs. UCLA, 1985 Fiesta Bowl

Opponent: 27 by Gary Hollingsworth, Alabama, 1990 Sugar Bowl

YARDS

Miami: 362 Ken Dorsey vs. Nebraska, 2002 Rose Bowl

Opponent: 252 by Rex Grossman, Florida, 2001 Sugar Bowl

TOUCHDOWNS

Miami: 4 Craig Erickson vs. Texas, 1991 Cotton Bowl

Opponent: 3 by Gary Hollingsworth, Alabama, 1990 Sugar Bowl

INTERCEPTIONS

Miami: 5 Vinny Testaverde vs. Penn State, 1987 Fiesta Bowl

Opponent: 3 by Peter Gardere, Texas, 1991 Cotton Bowl; by Jamie Barnette, NC State, 1998 Micron PC Bowl

BOWL RECORDS, INDIVIDUAL

LONGEST PASS

Miami: 80 Scott Covington to Santana Moss vs. NC State, 1998 Micron PC Bowl

Opponent: 74 by Nate Longshore to Verran Tucker, Cal, 2008 Emerald Bowl

LONGEST TOUCHDOWN PASS

Miami: 80 Scott Covington to Santana Moss vs. NC State, 1998 Micron PC Bowl

Opponent: 33 by Steve Bono to Mike Young, UCLA, 1985 Fiesta Bowl

OFFENSE

TOTAL OFFENSE

Miami: 362 Ken Dorsey vs. Nebraska, 2002 Rose Bowl

Opponent: 251 by Rex Grossman, Florida, 2001 Sugar Bowl

ALL-PURPOSE YARDS

Miami: 282 Kevin Williams vs. Alabama, 1993 Sugar Bowl (-8 rush, 49 rec., 95 punt, 146 kick)

Opponent: 239 by Gaston Green, UCLA, 1985 Fiesta Bowl (144 rush, 47 rec., 48 kick)

RECEIVING

RECEPTIONS

Miami: 11 Kellen Winslow vs. Ohio State, 2003 Fiesta Bowl

Opponent: 8 by Dez White, Georgia Tech, 2000 Gator Bowl; by O.J. Small, Florida, 2004 Peach Bowl

YARDS

Miami: 199 Andre Johnson vs. Nebraska, 2002 Rose Bowl

Opponent: 110 by Reche Caldwell, Florida, 2001 Sugar Bowl

TOUCHDOWNS

Miami: 2 Glenn Dennison vs. Nebraska, 1984 Orange Bowl; Leonard Conley vs. Nebraska, 1989 Orange Bowl; Wesley Carroll vs. Texas, 1991 Cotton Bowl; Andre Johnson vs. Nebraska, 2002 Rose Bowl

Opponent: 2 by Troy Dickey, Arizona, 1994 Fiesta Bowl

DEFENSE

INTERCEPTIONS

Miami: 4 Jim Dooley vs. Clemson, 1952 Gator Bowl

Opponent: 2 5 times; last by Ronde Barber, Virginia, 1996 Carquest Bowl

LONGEST INTERCEPTION RETURN

Miami: 89 Al Hudson vs. Holy Cross, 1946 Orange Bowl

Opponent: 68 by Chris White, Tennessee, 1986 Sugar Bowl

LONGEST FUMBLE RETURN

Miami: 79 Tremain Mack vs. Virginia, 1996 Carquest Bowl

Opponent: 31 Tom Bouie, Arizona, 1994 Fiesta Bowl

SPECIAL TEAMS

PUNTS

Miami: 10 Mike Crissy vs. Arizona, 1994 Fiesta Bowl

Opponent: 9 by John Bruno, Penn State, 1987 Fiesta Bowl

HIGHEST PUNTING AVERAGE

Miami: 46.0 Jeff Feagles vs. Penn State, 1987 Fiesta Bowl (4 punts, 184 yards)

Opponent: 47.7 by Andy Groom, Ohio State, 2003 Fiesta Bowl (6 punts, 286 yards)

LONGEST PUNT

Miami: 55 Brian Monroe vs. LSU, 2005 Peach Bowl

Opponent: 63 by Andy Groom, Ohio State, 2003 Fiesta Bowl

PUNT RETURN YARDS

Miami: 95 Kevin Williams vs. Alabama, 1993 Sugar Bowl

Opponent: 85 by DeJuan Groce, Nebraska, 2002 Rose Bowl

LONGEST PUNT RETURN

Miami: 78 Kevin Williams vs. Alabama, 1993 Sugar Bowl

Opponent: 85 by DeJuan Groce, Nebraska, 2002 Rose Bowl

KICKOFF RETURNS

Miami: 7 Kevin Williams vs. Alabama, 1993 Sugar Bowl

Opponent: 5 by Richard Bell, Nebraska, 1989 Orange Bowl; by Damon Benning, Nebraska, 1995 Orange Bowl; by Kelly Cambell, Georgia Tech, 2000 Gator Bowl; by Josh Davis, Nebraska, 2002 Rose Bowl

KICKOFF RETURN YARDS

Miami: 75 Daryl Jones vs. Florida, 2001 Sugar Bowl

Opponent: 119 by Josh Davis, Nebraska, 2002 Rose Bowl

LONGEST KICKOFF RETURN

Miami: 45 Kevin Williams vs. Texas, 1991 Cotton Bowl

Opponent: 92 by Willie Ress, Nebraska, 1962 Gotham Bowl

BOWL RECORDS, INDIVIDUAL

SCORING

POINTS

Miami: 14 Nick Ryder vs. Nebraska, 1962 Gotham Bowl
(2 rushing TD, 2-point catch)

Opponent: 14 by Thornton, Nebraska, 1962 Gotham Bowl
(2 rushing TD, 2-point rush)

TOUCHDOWNS

Miami: 2 by 10 players
last time by Andre Johnson vs. Nebraska, 2002 Rose Bowl

Opponent: 2 by 15 players
last time by Jahvid Best, Cal, 2008 Emerald Bowl

FIELD GOALS ATTEMPTED

Miami: 4 by Todd Sievers vs. Florida, 2001 Sugar Bowl;
Jon Peattie vs. Florida State, 2004 Orange Bowl

Opponent: 4 by Chris Jackson, LSU, 2005 Peach Bowl;
by Brett Jaekle, Nevada, 2006 MPC Computers Bowl

FIELD GOALS MADE

Miami: 3 by Todd Sievers vs. Florida, 2001 Sugar Bowl;
Jon Peattie vs. Florida State, 2004 Orange Bowl

Opponent: 4 by Brett Jaekle, Nevada, 2006 MPC Computers
Bowl

LONGEST FIELD GOAL

Miami: 56 Greg Cox vs. Oklahoma, 1988 Orange Bowl
Opponent: 51 by John Lee, UCLA, 1985 Fiesta Bowl

PATs ATTEMPTED

Miami: 5 Carlos Huerta vs. Texas, 1991 Cotton Bowl;
Andy Crosland vs. NC State, 1998 Micron PC Bowl;
Todd Sievers vs. Nebraska, 2002 Rose Bowl

Opponent: 5 by Fuad Reveiz, Tennessee, 1986 Sugar Bowl

PATs MADE

Miami: 4 by several players;
last by Todd Sievers vs. Nebraska, 2002 Rose Bowl

POINTS BY A KICKER

Miami: 13 Todd Sievers vs. Florida, 2001 Sugar Bowl



2016
ALL-

ACC

TEAM™





@CANESFOOTBALL

