

# IT'S ALL ABOUT THE U

ACADEMICS • LIFE • ATHLETICS



NATIONAL CHAMPIONS 1983, 1987, 1989, 1991, 2001

Assoc. AD for Communications: Chris Freet (c.freet@miami.edu), **Kerwin Lonzo-Main Football Contact (klonzo@miami.edu)**, Rob Dunning (rdunning@miami.edu)  
Sports Media Relations, University of Miami, 5821 San Amaro Drive, Coral Gables, FL 33146  
(305) 284-3244, (305) 284-2807 FAX, www.hurricanesports.com

### MIAMI (0-0, 0-0 ACC Coastal)

Date	Opponent	(TV)	Time/Result
Sept. 2	FLORIDA A&M	ESPN3.com	7:30 p.m.
Sept. 11	at (2/2) Ohio State	ESPN	3:40 p.m.
Sept. 23	at (15/15) Pittsburgh	ESPN	7:30 p.m.
Oct. 2	at Clemson*	TBA	TBA
Oct. 9	(20/20) FLORIDA STATE*	TBA	TBA
Oct. 16	at Duke*	TBA	TBA
Oct. 23	(18/18) NORTH CAROLINA*	TBA	TBA
Oct. 30	at Virginia*	TBA	TBA
Nov. 6	MARYLAND*	TBA	TBA
Nov. 13	at (16/17) Georgia Tech*	TBA	TBA
Nov. 20	(10/6) VIRGINIA TECH*	TBA	TBA
Nov. 27	USF	TBA	TBA

\*ACC game; all times Eastern; Coaches poll rankings second ()

### FLORIDA A&M (0-0, 0-0 MEAC)

Date	Opponent	Time/Result
Sept. 2	at (13/13) Miami	7:30 p.m.
Sept. 11	at Delaware State*	TBA
Sept. 18	at Howard*	TBA
Sept. 25	at Tennessee State	TBA
Oct. 2	South Carolina State*	TBA
Oct. 16	Savannah State*	TBA
Oct. 23	at Norfolk State*	TBA
Oct. 30	Morgan State*	TBA
Nov. 6	at North Carolina A&T*	TBA
Nov. 13	Hampton*	TBA
Nov. 20	at Bethune-Cookman*	TBA

\*MEAC game; all times Eastern; Coaches poll rankings second ()

### 2009 STATISTICAL COMPARISON

Offense	FAMU	Miami
Scoring	308	394
Points per game	28.0	30.3
First Downs	212	275
Rush-pass-pen	94-94-24	96-168-11
Total offense	4073	5199
Average per play	6.1	5.9
Average per game	370.3	399.9
Rushing yards	1985	1794
Yards per rush	5.1	3.9
Yards per game	180.5	138.0
Passing yards	2088	3405
Pass att.-cmp.-int.	277-162-11	416-246-17
Yards per attempt	7.5	8.2
Yards per completion	12.9	13.8
Yards per game	189.8	261.9
Completion pct.	58.5	59.1

### Defense

Total points allowed	233	288
Points per game	21.2	22.2
First downs allowed	194	224
Rush-pass-pen	97-82-15	90-112-22
Total offense allowed	3657	4285
Yards per game	332.5	329.6
Rushing yards allowed	1799	1590
Yards per carry	4.3	3.5
Yards per game	163.5	122.3
Passing yards allowed	1858	2695
Pass att.-cmp.-int.	273-156-8	380-208-9
Yards per attempt	6.8	7.1
Yards per completion	11.9	13.0
Yards per game	168.9	207.3



### 13 MIAMI HURRICANES

<b>Ranking</b>	No. 13 (AP); No. 13 (Coaches);
<b>Last Game</b>	This is the 2010 season opener
<b>Head Coach</b>	Randy Shannon (4th Season)
<b>Shannon's Career Record:</b>	21-17 (3 seasons)
<b>vs. Florida A&amp;M</b>	1-0 overall 1-0 in Miami

### 2009 RETURNING STATISTICAL LEADERS

<b>Rushing-Att.-Yds-TDs</b>	G. Cooper - 134-695-4
<b>Passing-C-A-I-Yds-TDs</b>	J. Harris - 242-406-17-3,352-24

### Receiving-C-Yds-TDs

L. Hankerson - 45-801-6
-------------------------

### Tackles-UA-A-Tot

C. McCarthy - 53-42-95
------------------------

### FLORIDA A&M RATTLERS

<b>Ranking</b>	N/A
<b>Last Game</b>	This is the 2010 season opener
<b>Head Coach</b>	Joe Taylor (3rd season at FAMU)
<b>Taylor's Career Record:</b>	214-84-4 (28 seasons overall); 17-6 two seasons)
<b>vs. Miami</b>	0-1 overall 0-1 in Miami

### 2009 RETURNING STATISTICAL LEADERS

<b>Rushing-Att.-Yds-TDs</b>	P. Sylvester - 112-455-7
<b>Passing-C-A-I-Yds-TDs</b>	E. Battle - 16-35-3-94-0

### Receiving-C-Yds-TDs

K. Elliott - 44-554-7
-----------------------

### Tackles-UA-A-Tot

A. Graham - 39-30-69
----------------------

### GAME 1 INFORMATION

**Date:** Thurs, Sept. 2, 2010  
**Location:** Sun Life Stadium  
(Natural Grass), (74,916) in Miami Gardens, Fla.  
**Kickoff:** 7:30 p.m. (ET)

### WEBCAST - ESPN3.COM

Dave Weekley (play-by-play)  
Jeremy Bloom (color analyst)

### LOCAL RADIO - 560 WQAM, 1450 ESPN DEPORTES

**560 WQAM**  
Joe Zagacki (play-by-play)  
Don Bailey Jr. (color analyst)  
Josh Darrow (sideline)  
Fans can also listen online at [www.wqam.com](http://www.wqam.com)

### 1450 ESPN Deportes En Español

Joe Pujala (play-by-play)  
Joe Martinez (color analyst)

### WEBSITES

Miami: [www.hurricanesports.com](http://www.hurricanesports.com)  
Blog: [www.thefootball.com](http://www.thefootball.com)

Florida A&M: [www.famurattlersports.com](http://www.famurattlersports.com)

### SOCIAL MEDIA

Twitter: [Twitter.com/HurricaneSports](https://twitter.com/HurricaneSports)  
Facebook: [Facebook.com/MiamiHurricanes](https://www.facebook.com/MiamiHurricanes)

## No. 13 HURRICANES HOST FLORIDA A&M IN 2010 SEASON-OPENER

- ▶ No. 13 Miami opens its 2010 season Thursday night against in-state foe Florida A&M at Sun Life Stadium. The 'Canes enter the season ranked No. 13 by both the Associated Press and the USA Today Coaches Polls.
- ▶ Head Coach Randy Shannon has improved the 'Canes by two wins in each of his first three seasons, improving a 5-7 team in 2007 to 7-6 in 2008 and 9-4 a season ago.
- ▶ Junior quarterback Jacory Harris is back for his second season as the 'Canes full-time starting quarterback. Last year as a sophomore, Harris threw for 3,352 yards – the fourth-most in school history. He also ranked in the Top 10 in school history in pass completions (2nd, 242), pass attempts (2nd, 406), total offense (5th, 3,133), touchdown passes (24) and completion percentage (60.8). Harris threw for more than 200 yards 10 times in 2009, reaching the 300-yard mark against Florida State, Wake Forest, North Carolina and Duke.
- ▶ The offense as a whole is coming off one of its more impressive seasons in UM history, tallying 5,199 total yards – the fourth most in school history. The 2009 'Canes recorded the most first downs by passing in school history (169), the second-most first downs overall in school history (275) and the fourth-most total plays (879).
- ▶ Defensively, the 'Canes return a number of key players from unit that ranked 29th nationally in total defense a season ago. Junior All-America cornerback Brandon Harris is the top man in the secondary, senior linebacker Colin McCarthy is the team's leading returning tackler, while senior defensive end Allen Bailey anchors the defensive line.
- ▶ Miami's special teams are again expected to be one of the strengths of the team, with All-ACC punter/kicker Matt Boshier back for his senior season. He connected on 14-of-16 field goals in 2009 and ended the season making 12 in a row, which is the second-best streak in school history in a career and in a single-season. He also has made 90 consecutive extra-point attempts, which also is the third-best streak in a career at Miami. Boshier has a career success percentage of 88.9 percent in field goals. He enters the 2010 season as the most accurate returning kicker in the nation having made 32-of-36 field goals attempts.
- ▶ The majority of Miami's offensive skill players return, including wide receivers Leonard Hankerson and Travis Benjamin, as well as running backs Graig Cooper and Damien Berry. Hankerson is back after a break-out year in 2009 when the then-junior recorded 801 receiving yards – the 10th most in school history and the most since Andre Johnson recorded 1,092 receiving yards in 2002.
- ▶ A number of newcomers are expected to contribute this year for the 'Canes, with junior tight end Chase Ford, freshman linebacker Kelvin Cain and freshman defensive back Kacy Rodgers among those who could see action early on.

**COVERING THE HURRICANES**

Interviews with players and coaches must be arranged at least 24 hours in advance. Practices are open to the media from the start through stretch. Head coach Randy Shannon will address the media following each practice.

**ACC Teleconference Call - Wed. Sept. 1** - (Contact UM Media Relations for the phone number)

10:30 a.m.	Frank Spaziani, Boston College
10:40 a.m.	Dabo Swinney, Clemson
10:50 a.m.	Bobby Bowden, Florida State
11:00 a.m.	David Cutcliffe, Duke
11:10 a.m.	Paul Johnson, Georgia Tech
11:20 a.m.	Ralph Friedgen, Maryland
<b>11:30 a.m.</b>	<b>Randy Shannon, Miami</b>
11:40 a.m.	Butch Davis, North Carolina
11:50 a.m.	Tom O'Brien, NC State
12:00 a.m.	Al Groh, Virginia
12:10 a.m.	Frank Beamer, Virginia Tech
12:20 a.m.	Jim Grobe, Wake Forest

**MIAMI FOOTBALL MEDIA RELATIONS**

Chris Freet	Associate AD/Communications
Kerwin Lonzo	Associate SID/Football Contact
Rob Dunning	Assistant SID
Phone	(305) 284-3244
Fax	(305) 284-2807

**COACHES SHOW**

UM's coaches show, "Hurricane Game Day With Randy Shannon" airs twice weekly on CSS, at 5:30 p.m. Thursdays and 10 a.m. Saturdays. The show is hosted by Joe Zagacki and Don Bailey Jr. and features Hurricanes players as coach Shannon's guests.

**HURRICANE HOTLINE**

Hurricane Hotline is a weekly two-hour show hosted by Joe Zagacki and Don Bailey, Jr. that airs from 7-9 p.m. Thursday nights during the season from Monty's (2550 South Bayshore Drive Coconut Grove, Florida 33133). Hurricane Hotline features interviews with UM head football coach Randy Shannon, players, coaches and other UM personnel as well as other featured guests. Fans are encouraged to listen on 560 WQAM or view the show in-person at Monty's in Coconut Grove.

**The MIAMI-FLORIDA A&M SERIES**

- ▶ Miami leads the all-time series with Florida A&M, 7-1.
- ▶ The Hurricanes defeated the Rattlers, 48-16, last season and have combined to out-score FAMU, 355-to-49, dating back to 1980.
- ▶ This will be the ninth overall meeting and second meeting between the two schools at Sun Life Stadium. The first meeting between UM and FAMU came in 1979 in Tallahassee before the next six were played at the Orange Bowl from 1980 to 2006.

**A 'CANES WIN OVER THE RATTLERS WOULD...**

- ▶ Give Randy Shannon a 4-0 record in season-openers as a head coach.
- ▶ Give Miami its 14th straight home win against a non-conference opponent.
- ▶ Give Miami its 12th win in its last 13 home openers dating back to 1998.

**The COACHES**

▶ Randy Shannon is in his fourth season as Miami's head coach and owns an overall record of 21-17. Joe Taylor is in his third season at FAMU and has an overall record of 214-84-4 in 28 seasons as a head coach.

**Scouting THE RATTLERS**

- ▶ Florida A&M is coming off an 8-3 season in 2009. The Rattlers closed out the year winning four of their last five, including a 42-6 victory over Bethune-Cookman in their season finale. This year, FAMU is predicted to finish second in the Mid-Eastern Athletic Conference behind South Carolina State.
- ▶ Five Rattlers also earned preseason all-conference honors this year, including leading tackler Alvin Graham and top receiver Isaac West. Graham is coming off a 69-tackle, 6.5 tackle-for-a-loss season while West had a team-high 641 receiving yards a year ago.
- ▶ The running game will be centered around Philip Sylvester, while tackle Christopher Sands anchors the offensive line. With Curtis Pulley gone as the quarterback, Martin Ukpai will likely start behind center while veteran Eddie Battle also has some game experience.
- ▶ Cornerback Qier Hall is the leader of the secondary and a preseason All-MEAC selection. Hall recorded 42 tackles, six pass break-ups and three interceptions as a junior in 2009.
- ▶ Another preseason honoree for FAMU is kicker Trevor Scott. Scott led the Rattlers in scoring a season ago with 74 points and was successful on 38 of 39 extra point attempts and 12 of 22 field goal attempts.

**'Canes PREDICTED SECOND IN COASTAL**

▶ Miami was voted to finish second in the ACC Coastal Division by media members at the 2010 ACC Football Kickoff earlier this fall. After finishing the season 9-4 (5-3 ACC) and advancing to the Champs Sports Bowl in Orlando, the Hurricanes picked up 444 points from members of the working media, while collecting 20 first place votes within the Coastal Division. Virginia Tech was predicted on 50 ballots to win its fourth ACC crown. Florida State finished second with 26 votes, followed by Miami (10), Georgia Tech (8), Boston College (2) and North Carolina (2). The Hokies were also tabbed to win the ACC's Coastal Division, earning 532 points and 62 first-place votes. Miami followed in second place (444 points, 20 first-place votes); Georgia Tech was third (408); North Carolina fourth (379); fifth was Duke (169); and Virginia (126) rounded out the six-team Coastal Division.

**'Canes AT SUN LIFE STADIUM**

- ▶ Miami is 12-3 all-time in Sun Life Stadium, going 3-0 in bowl games, 4-2 in 2008 and 5-1 last season.
- ▶ The 'Canes won the 1996 Carquest Bowl over Virginia, the 1998 Micron PC Bowl over NC State and the 2003 Orange Bowl over FSU before beating Charleston Southern, UCF, Wake Forest and Virginia Tech in the team's inaugural season at its new stadium in 2008.
- ▶ Last year, the Hurricanes knocked off a pair of nationally-ranked teams in No. 14 Georgia Tech and No. 8 Oklahoma before beating FAMU, losing in overtime to Clemson and eventually cruising past Virginia and Duke to close out the home slate.







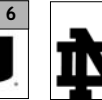
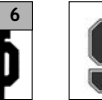



**THIS WEEK IN MIAMI FOOTBALL** (practice times subject to change)

**AUGUST/SEPTEMBER 2010**








Monday	Tuesday	Wednesday	Thursday	Friday	Saturday	Sunday
<b>30</b>	<b>31</b>	<b>1</b>	<b>2</b>	<b>3</b>	<b>4</b>	<b>5</b>
6:45 a.m. - PRACTICE	2:30 p.m. - PRACTICE	10:30 a.m. - ACC Coaches Teleconference	Miami vs. Florida A&M	GAME RECAP with Randy Shannon		
11:30 a.m. - 1 p.m. Weekly Press Conference	Coach Shannon available after	WALK THRU No Media Availability	7:30 p.m. (ESPN3.com)	11 a.m. EJ Room		

# UACADEMICS

## 'Canes IN THE FOOTBALL ACADEMIC PROGRESS REPORT SCORES

 1 <b>RUTGERS</b> 992	 2 <b>AIR FORCE</b> 988	 3 <b>RICE</b> 987	 4 <b>NORTHWESTERN</b> 986	 5 <b>DUKE</b> 983	 6 <b>MIAMI</b> 978	 6 <b>NOTRE DAME</b> 978	 8 <b>STANFORD</b> 976	 9 <b>NIU</b> 976	 9 <b>OHIO STATE</b> 976	 9 <b>VANDERBILT</b> 976
--	--	---	---	---	--	---	--	--	---	---

► Miami's APR score in 2010 ranked 6th nationally with a score of 978. The score was the highest among all Florida institutions and second highest in the Atlantic Coast Conference.

 1 <b>MIAMI</b> 978	 2 <b>UCF</b> 972	 3 <b>FLORIDA</b> 971	 4 <b>USF</b> 930	 5 <b>FLORIDA STATE</b> 927	 6 <b>FAU</b> 919	 7 <b>FIU</b> 906
--	--	--	--	--	--	--

### 'Canes ONLY ONE IN TOP 25

► The University of Miami was recognized in May as the only school in the FBS to post a multi-year score in the top-10 percent as well as finish 2009 ranked in both the Coaches and the AP polls.

## 'Canes IN THE CLASS ROOM

► Of the 16 seniors on this year's squad, five have already earned degrees, while the remaining 11 are all on course to graduate either in December of 2010 or May of 2011.

► The five players that have already earned degrees include: Matt Boshier (History), Richard Gordon (Liberal Arts), Ryan Hill (Liberal Arts), Pat Hill (Marketing and Management) and Cory Nelms (Liberal Arts).


► Overall University of Miami Athletics has an 86% Graduation Success Rate (GSR), the highest GSR ever and up from 82% in 2009. 83% in 2007 was our previous high.

► In May, Miami was recognized as being the only Bowl Championship Subdivision (BCS) team among 26 schools nationally that posted a multi-year APR score in the Top 10 percent in addition to finishing the 2009 season ranked in both the USA Today Coaches poll and Associated Press poll.

► 136 University of Miami student-athletes had a 3.0 GPA or higher following the Spring 2010 semester.



MATT BOSHER



RICHARD GORDON



RYAN HILL



PAT HILL



CORY NELMS

## Shannon LEADS ALL FBS COACHES IN APR


► University of Miami head coach Randy Shannon leads all active Bowl Championship Series conference coaches with a 977 lifetime APR average, according to rankings released in May.

► Shannon's score is the third best nationally among all Football Bowl Subdivision schools, trailing only Troy Calhoun of Air Force and Ken Niumatalolo of Navy.

► The football team's 2008-09 score of 978, sixth best in the nation, will be factored into next year's coaches lifetime ratings, and will continue to boost Shannon's career mark.

► Miami was recognized in May as the only school in the FBS to post a multi-year score in the top-ten percent as well as finish the year ranked in both the Coaches and the AP polls.

## BCS HEAD COACHES APR TOP 10



RANDY SHANNON  
MIAMI



GREG SCHIANO  
RUTGERS



PAT FITZGERALD  
NORTHWESTERN



PAUL JOHNSON  
NAVY/GT



JOE PATERNO  
PENN STATE



MARK RICHT  
GEORGIA



JEFF TEDFORD  
CAL



URBAN MEYER  
UTAH/FLORIDA




RANDY EDSALL  
CONNECTICUT



BOBBY BOWDEN  
FLORIDA ST.

National AWARD CANDIDATES



**ALLEN BAILEY / SENIOR / DEFENSIVE LINEMAN /**  @Abailey57)

*Preseason All-America, Nagurski Trophy Watch List, Ted Hendricks Award Candidate, Lombardi Award Candidate*

- Led the 'Canes in sacks with 7.0, and in tackles for loss with 11.0 in 2009
- Led all UM defensive linemen with 34.0 tackles in 2009
- Named 2009 First Team All-ACC
- Ranked fourth in the conference in sacks per game (0.58) in 2009
- Was awarded the team's Strength Training Athlete of the Year award in 2009



**MATT BOSHER / SENIOR / KICKER-PUNTER**

*Lou Groza Award Watch List, Ray Guy Award Watch List*


- 2009 First Team All-ACC as a kicker and Second Team All-ACC as a punter
- Finished the season making his last 12 field goal attempts
- Comes into 2010 with a streak of 90 consecutive PAT's made, third best streak in school history
- Led the ACC with 50 PAT's made
- Named the 2008 Team MVP



**ORLANDO FRANKLIN / SENIOR / OFFENSIVE LINEMAN**

*Outland Trophy Watch List, Lombardi Award Candidate*

- Named ACC Offensive Lineman of the Week after USF game to finish regular season
- Graded out at 95 percent for the season, starting all 13 games
- Finished the year with 51 pancake blocks
- Made 10 pancake blocks in the win over Duke
- 2009 All-ACC Honorable Mention



**LEONARD HANKERSON / SENIOR / WIDE RECEIVER /**  @Hank\_Time\_85)

*Biletnikoff Award Candidate*

- Led UM with 801 receiving yards, a career-high
- Also led the team with 45 receptions and six touchdowns
- Started 12 of 13 games
- Was the only Hurricane receiver to have a catch in all 13 games
- Second in the ACC with 645 receiving yards in league play



**BRANDON HARRIS / JUNIOR / DEFENSIVE BACK**

*Preseason All-America, Nagurski Trophy Watch List, Jim Thorpe Trophy Candidate*


- 2009 Second Team All-America by SI.com
- Led the ACC and ranked second nationally with 1.31 passes defended per contest
- 2009 First Team All-ACC
- Third on the team with 52 tackles
- One of 12 Jim Thorpe Award Semifinalists in 2009



**JACORY HARRIS / JUNIOR / QUARTERBACK /**  @JacoryHarris12)

*Davey O'Brien Award Candidate, Manning Award Candidate*

- Became first UM Quarterback since 2002 to throw for 3,000 yards in a season
- Recognized as ACC Offensive Back of the week four times in 2009
- Second in the ACC in passing yards with 3,352
- Threw for over 300 yards in four different games
- After two seasons is in the UM career top-ten for pass completions, yards, touchdown passes, and total offense.



**COLIN MCCARTHY / SENIOR / LINEBACKER**

*Butkus Award Candidate*

- Second on the team with 95 tackles
- Also second on the team with 10.5 tackles for loss, and 53 unassisted tackles
- 2009 Second Team All-ACC
- Recorded 8.6 tackles per game in league play, third best in the ACC
- Tied a career high with 13 tackles at both Virginia Tech and North Carolina in 2009

**2010 HURRICANES RADIO NETWORK**

Miami football games can be heard throughout the state of Florida on the Hurricane Sports Network, anchored by WQAM (560 AM). The games are also broadcast in Spanish on 1450 ESPN Deportes (1450 AM).

**FLAGSHIP STATIONS**

Miami/Fort Lauderdale	WQAM (560 AM)
Miami/Fort Lauderdale	ESPN Deportes (1450 AM)
University of Miami	WVUM (90.5 FM)

**AFFILIATES**

Miami/Ft. Lauderdale	WQAM (560)
Belle Glade	WBGF (900)
	WSWN (93.5 FM)
Coco Beach	WIXC (1060)
Daytona	WPUL (1590)
Ft. Myers	WMYR (1410)
Fort Pierce	WPSL (1590)
Jupiter	WSTU (1450)
Kissimmee	ESPN (1080)
Key West	WKWF (1600)
Live Oak	WLVO (106.1)
Marathon	WFFG (1300)
Marco Island	WCNZ (1660)
Melbourne	WIXC (1060)
Meritt Island	WIXC (1060)
Naples	WCNZ (1660)
Orlando	ESPN (1080)
Port St. Lucie	WPSL (1590)
St. Petersburg	WMGG (1040)
	WHBO ESPN (1040)
Stuart	WSTU (1450)
Tampa	WHBO ESPN (1040)
	WWBA (820)
	WMGG (1470)
Titusville	WIXC (1060)

**MIAMI MEDIA POLICIES**

**Releases Available Via E-Mail**

Media members interested in receiving Miami football releases via e-mail should send requests to Football SID Kerwin Lonzo at klonzo@miami.edu.

**GAME DAY PRESS POLICIES**

Only working press will be admitted to the Sun Life Stadium press box. Seats will be issued according to the following criteria:

1. State newspapers by circulation, wire services, national publications, newspapers from opponent's area, and student newspapers from UM and opponent's schools.
2. Other daily newspapers, with preference to those that regularly cover UM.
3. Radio and television personnel not broadcasting, but considered reporting.
4. Non-daily newspapers, with preference to those which regularly cover UM.
5. Scouts. Freelance and/or non-daily writers may be asked to produce copies of actual publications in which their work has appeared. In some cases, these materials will be required as verification of the writers' status.

**Right BETWEEN THE NUMBERS**

- Graig Cooper needs 958 yards to become Miami's all-time leader in all-purpose yardage. Cooper, who has 3,437 yards coming into this season, is currently fifth in UM history behind Eddie Dunn (3,476), Edgerrin James (3,590), Ottis Anderson (4,265) and leader Santana Moss (4,394).
- Damien Berry averaged 6.6 yards per carry (93 rushes for 616 yards) in his first season as a running back in 2009.
- Miami is ranked No. 10 on ESPN.com's 2010 Preseason College Football Power Rankings.
- Brandon Harris finished the 2009 season ranked in a tie for second nationally in total passes defended (15).
- Head coach Randy Shannon's 977 lifetime Academic Progress Report average leads all head coaches in Bowl Championship Series conferences and trails only Troy Calhoun of Air Force (983) and Ken Niumatalolo of Navy (978) on the national stage.
- Orlando Franklin (27 starts) and Colin McCarthy (24 starts) have the most starting experience on the 2010 roster.
- Colin McCarthy averaged 8.1 tackles per game over Miami's last seven games of 2009.
- An average of 47,551 fans attended Hurricane home games last season, the highest average at UM since 2004 (59,134).
- Thirty-two former 'Canes playing in the NFL last season have earned their degree from the University of Miami.
- Six Hurricanes are ranked among the Top 150 NFL prospects according to Scouts Inc.'s Todd McShay on ESPN.com. Allen Bailey, Orlando Franklin, Brandon Harris, Graig Cooper, Colin McCarthy and Leonard Hankerson are listed, while Matt Boshier and DeMarcus Van Dyke were also rated but outside of the Top 150.
- A record crowd of an estimated 3,000 season ticket holders and UM employees attended Miami's lone open practice of camp on Aug. 7.
- Eleven former Hurricanes were selected to the 2010 NFL Pro Bowl earlier this year, easily the most of any school in the country. Antrel Rolle, Ray Lewis, Ed Reed, Jon Beason, Andre Johnson, Reggie Wayne, Bryant McKinnie, Vince Wilfork, Brandon Meriweather, Jonathan Vilma and Frank Gore all represented the U at the sports' all-star game.
- Miami has had 11 more first round draft picks than any other school in the country all-time. The 'Canes have had 46 first-rounders, while Ohio State is second with 35 and Florida is third with 32.
- Miami proved to be a better team as games wore on last season, as the 'Canes scored 79 first-quarter points, 93 second-quarter points, 108 third-quarter points and 111 fourth quarter points. The 'Canes out-scored their opponents 222-to-137 overall, including a difference of 111-to-54 in the fourth quarter.
- The 'Canes return their top four performers in terms of all-purpose yards in 2009: Graig Cooper (1,417), Leonard Hankerson (801), Damien Berry (684) and Travis Benjamin (597).

**ASSOCIATED PRESS TOP 25 Preseason Poll**

No	Team	Record	Pts.
1	Alabama (54)	0-0	1491
2	Ohio State (3)	0-0	1400
3	Boise State (1)	0-0	1336
4	Florida	0-0	1237
5	Texas (1)	0-0	1223
6	TCU	0-0	1160
7	Oklahoma (1)	0-0	1104
8	Nebraska	0-0	1033
9	Iowa	0-0	1007
10	Virginia Tech	0-0	973
11	Oregon	0-0	870
12	Wisconsin	0-0	822
<b>13</b>	<b>Miami</b>	<b>0-0</b>	<b>785</b>
14	USC	0-0	590
15	Pittsburgh	0-0	516
16	Georgia Tech	0-0	511
17	Arkansas	0-0	496
18	North Carolina	0-0	397
19	Penn State	0-0	382
20	Florida State	0-0	379
21	LSU	0-0	300
22	Auburn	0-0	296
23	Georgia	0-0	206
24	Oregon State	0-0	198
25	West Virginia	0-0	184

ARV: Cincinnati 108, Stanford 81, Utah 80, South Carolina 71, Houston 66, Connecticut 32, Notre Dame 31, Missouri 27, Brigham Young 19, Arizona 15, Clemson 15, Texas Tech 14, Navy 12, Washington 8, Texas A&M 7, Mississippi 6

**USA TODAY COACHES' TOP 25 Preseason Poll**

No	Team	Record	Pts.
1	Alabama (55)	0-0	1469
2	Ohio State (4)	0-0	1392
3	Florida	0-0	1245
4	Texas	0-0	1240
5	Boise State	0-0	1215
6	Virginia Tech	0-0	1052
7	TCU	0-0	1051
8	Oklahoma	0-0	1035
9	Nebraska	0-0	1001
10	Iowa	0-0	952
11	Oregon	0-0	940
12	Wisconsin	0-0	778
<b>13</b>	<b>Miami</b>	<b>0-0</b>	<b>728</b>
14	Penn State	0-0	508
15	Pittsburgh	0-0	492
16	LSU	0-0	476
17	Georgia Tech	0-0	455
18	North Carolina	0-0	445
19	Arkansas	0-0	438
20	Florida State	0-0	374
21	Georgia	0-0	312
22	Oregon State	0-0	263
23	Auburn	0-0	260
24	Utah	0-0	169
24	West Virginia	0-0	169

ARV (10 or more): Cincinnati 135, Houston 76, Brigham Young 66, Arizona 65, Mississippi 48, Clemson 44, Stanford 41, Connecticut 40, Notre Dame 38, South Carolina 38, Washington 26, Missouri 23

**Miami TEAM LEADERS**

► Here is list of Miami's statistical team leaders from the 2009 season.

Passing Yards	Jacory Harris	3,352
Rushing Yards	Graig Cooper	695
Receiving Yards	Leonard Hankerson	801
Receptions	Leonard Hankerson	45
Punt Return Yards	Thearon Collier	158
Kick Return Yards	Graig Cooper	582
Total Touchdowns	Damien Berry	8
Scoring	Matt Boshier	92
All-Purpose Yards	Graig Cooper	1,417
Solo Tackles	Darryl Sharpton	65
Total Tackles	Darryl Sharpton	106
Tackles for a loss	Allen Bailey	11
Sacks	Allen Bailey	7.0
Interceptions	Three players	2
Pass breakups	Brandon Harris	15
Fumbles recovered	Randy Phillips	3
Fumbles forced	Brandon Harris	2

**Skill POSITION DEPTH IS AMONG NATION'S BEST**

► As was the case last season, this year's University of Miami team is arguably the deepest team in the country at the running back and wide receiver positions.

**2009 Rushing Leaders**

<b>Graig Cooper</b>	<b>695</b>
<b>Damien Berry</b>	<b>616</b>
Javarris James	492

**2009 Receiving Leaders**

<b>Leonard Hankerson</b>	<b>801</b>
<b>Travis Benjamin</b>	<b>501</b>
<b>LaRon Byrd</b>	<b>460</b>
<b>Aldarius Johnson</b>	<b>276</b>
Thearon Collier	250
Dedrick Epps	247
Jimmy Graham	213

► Late last season, the 'Canes were the only team in the country to boast three 400-yard rushers and seven 200-yard receivers.

**Miami-NOTRE DAME FOOTBALL SERIES SET**

► The University of Miami and the University of Notre Dame have officially come to an agreement on the dates and sites of a future three-game football series between the schools.

► The series will open with a neutral site game at Soldier Field in Chicago on Saturday, Oct. 6, 2012. Game two of the series is scheduled for four years later, with the Hurricanes traveling to South Bend, Ind. to face the Fighting Irish on Saturday, Oct. 8, 2016 at Notre Dame Stadium. The final game of the contract will be played at Sun Life Stadium in Miami Gardens, Fla. on Saturday, Nov. 25, 2017.

"I am excited to announce that the University of Miami has renewed its historic football rivalry with the University of Notre Dame," University of Miami Director of Athletics Kirby Hocutt said. "Not only is it an outstanding opportunity for both programs, but it is great for the sport of college football."

► The last time the two teams met in Miami, the Hurricanes cruised to a 27-10 win over Notre Dame at the Orange Bowl in 1989. Three of Miami's wins over Notre Dame came during the regular season of the Hurricanes' 1983, 1987 and 1989 national championship years. Notre Dame leads the all-time series between the two schools, 15-7-1.

► Miami and Notre Dame recently made national headlines when it was announced the two programs would share the American Football Coaches Association's 2009 Academic Achievement Award, as both schools recorded a 100 percent graduation rate for members of its freshman football student-athlete class of 2002.

**Miami-OHIO STATE TO BE TELEVISED IN 3D ON ESPN**

► The University of Miami football team's Sept. 11 game at Ohio State has been selected as one of three regular season ACC games slated to be shown in 3-D, ESPN announced on July 29.

► The contest, which will be shown live on ESPN at 3:40 p.m. from Ohio Stadium in Columbus, will be the first meeting between the two schools since the Buckeyes defeated the Hurricanes, 31-24, in double overtime of the 2002 National Championship game in the Tostitos Fiesta Bowl.

► The first three-dimensional ACC game this fall is scheduled for the Virginia Tech-Boise State match-up on Labor Day Monday Night at FedEx Field in Landover, Md. The Miami-Ohio State contest will mark the second 3-D game, before Clemson travels to Auburn on Saturday, Sept. 18 for the third ACC 3-D gridiron contest featuring an ACC school on ESPN.

► In all, ESPN has announced that four ACC games will be televised in 3-D as the 6th Annual Dr Pepper ACC Football Championship Game, which will be held this year at Charlotte's Bank of America Stadium on Dec. 4 (7:45 p.m.), is also scheduled to be televised by ESPN in 3-D.

**100 YARDS ON THE GROUND**

▶ Here is a list of the University of Miami's all-time 100-yard rushing performances:

**CONSECUTIVE 100-YARD RUSHING GAMES (SINCE 1975)**

Player	No.	Year
Willis McGahee	6	2002
Edgerrin James	6	1998
Clinton Portis	6	2001
Clinton Portis	4	1999
Willis McGahee	4	2002
Frank Gore	3	2003

**MOST 100-YARD RUSHING GAMES (SINCE 1975)**

Player	No.	Years
Edgerrin James	15	1995-98
Clinton Portis	14	1999-2001
Ottis Anderson	13	1976-78
James Jackson	11	1997-2000
Willis McGahee	10	2002
Frank Gore	8	2001, 2003-04
Tyrone Moss	7	2003-2006
<b>Graig Cooper</b>	<b>6</b>	<b>2007-present</b>
Stephen McGuire	6	1989-91
Javarris James	5	2006-present
Danyell Ferguson	5	1995-96
Alonzo Highsmith	5	1984
James Stewart	4	1993-94
Leonard Conley	4	1987-90
Jarrett Payton	3	2003
Dyral McMillian	3	1996
Warren Williams	3	1985-87
Melvin Bratton	3	1984-87
<b>Damien Berry</b>	<b>1</b>	<b>2007-present</b>
Derron Thomas	1	2005-08
Donnell Bennett	1	1993
Larry Jones	1	1993
Alex Johnson	1	1989
Albert Bentley	1	1983
Speedy Neal	1	1982
Lorenzo Roan	1	1980
Ken McMillian	1	1978
Taylor Timmons	1	1977
Chris Hobbs	1	1977

**University OF MIAMI CELEBRATES NEW TOP RANKING**

▶ The U.S. News and World Report released their official rankings of the top colleges and universities in the nation for 2011. Coming in at number 47 was the University of Miami, which claimed the honor of the top-ranked school in the state of Florida.

▶ This was the first time that UM had been named a Top 50 institution, part of a nine-year span which has seen the school jump 20 spots in the rankings.

▶ The Hurricanes were among seven Atlantic Coast Conference schools ranked among the Top 50 – the most Football Bowl Subdivision schools for any conference. ACC members joining Miami among the national leaders are: Duke, Virginia, Wake Forest, North Carolina, Boston College and Georgia Tech.

▶ Ranking criteria included peer assessment, graduation and retention rates, faculty resources, student selectivity, and giving by alumni.

▶ The editors of U.S. News & World Report have ranked the nation's top universities and colleges for the past 27 years. The 2011 edition of "America's Best Colleges" hit newsstands on August 31, and the rankings can be viewed on the magazine's website at [www.usnews.com](http://www.usnews.com).

**Bosher NAMED A LOWE'S SENIOR CLASS AWARD CANDIDATE**

▶ Senior placekicker and punter Matt Bosher has been named one of 30 NCAA football bowl subdivision student-athletes selected as a candidate for the Lowe's Senior CLASS. To be eligible for the award, a student-athlete must be classified as an NCAA Division I senior and have notable achievements in four areas of excellence - community, classroom, character and competition.

▶ Bosher received his Bachelor's of Arts in history in May of 2010. He also minored in sport administration and is currently pursuing a second degree. He was named to the 2006-07 ACC Academic Honor Roll and is a member of the University of Miami Athletic Director's Honor Roll awarded to student-athletes with semester GPAs of 3.2 or better). He is a two-time University of Miami Book Buster (awarded to student-athletes with semester GPA 3.0 or better).

▶ Bosher has been involved in numerous community service activities including the University of Miami Football 'Canes on Patrol Program that works with the Broward County Sheriff's Department to encourage Broward youth to stay in school and out of gang and street related violence. He also has served as a mentor in the Fun 4 Kidz program (paired with Miami-Dade area middle-school students) meeting once a month and talking on the phone once-a-week.

▶ An acronym for Celebrating Loyalty and Achievement for Staying in School, the Lowe's Senior CLASS Award focuses on the total student-athlete and encourages students to use their platform in athletics to make a positive impact as leaders in their communities.

**Gino TORRETTA ENSHRINED IN COLLEGE FOOTBALL HOF**

▶ Former University of Miami quarterback Gino Torretta was enshrined into the National Football Foundation (NFF) College Football Hall of Fame in South Bend, Ind. on July 17. Torretta is the sixth Hurricane to be selected for induction, as he joined former student-athletes Bennie Blades, (2006), Don Bosseler (1990) and Ted Hendricks (1987) along with coaches Andy Gustafson (1985) and Jack Harding (1980) in the Hall.

▶ Torretta, along with the 23 other inductees in this year's class, took part in two full days of activities in conjunction with the enshrinement, which was held Saturday night at the Century Center Convention Center. The class included 16 First Team All-America players and two legendary coaches in John Robinson and Dick MacPherson.

▶ A key factor in many of Miami's national championship-contending teams, Torretta became one of the most decorated players in college football history, claiming unanimous First Team All-America honors, the Heisman Trophy, Davey O'Brien, Johnny Unitas Golden Arm, Maxwell and Walter Camp awards in 1992.

**ESPN: 15 OF TOP 200 PLAYERS IN THE NFL ARE 'CANES**

▶ The UM pipeline to NFL stardom is no surprise to anyone that follows the sport as it continues to grow. At the beginning of training camps, 51 UM players were working out with NFL teams. ESPN.com and Scouts Inc. put together a list of the 200 best players in the NFL and Miami had an impressive 15 representatives:

- |   |  |
|---|--|
| 2. Andre Johnson - Houston Texans         | 111. Vernon Carey - Miami Dolphins       |
| 14. Ed Reed - Baltimore Ravens            | 119. Ray Lewis - Baltimore Ravens        |
| 32. Reggie Wayne - Indianapolis Colts     | 140. Eric Winston - Houston Texans       |
| 36. Vince Wilfork - New England Patriots  | 148. Jonathan Vilma - New Orleans Saints |
| 42. Jon Beason - Carolina Panthers        | 162. Brandon Meriweather - New England   |
| 58. Frank Gore - San Francisco 49ers      | 196. Calais Campbell - Arizona Cardinals |
| 72. DJ Williams - Denver Broncos          | 200. Devin Hester - Chicago Bears        |
| 91. Kellen Winslow - Tampa Bay Buccaneers |  |

### Hankerson **AMONG THE BEST THIS DECADE**

- ▶ Senior wide receiver Leonard Hankerson had one of the best seasons in recent memory for a pass catcher at the U.
- ▶ His 801 receiving yards in 2009 were the 10th most in school history and the most since Andre Johnson recorded 1,092 yards in 2002.

#### TOP 10 SINGLE SEASON RECEIVING TOTALS IN UM HISTORY

Rank		Receiving Yards
1	Eddie Brown (1984)	1,114
2	Andre Johnson (2002)	1,092
3	Wesley Carroll (1990)	952
4	Santana Moss (1999)	899
5	Andre Johnson (2001)	881
6	Michael Irvin (1986)	868
7	Willie Smith (1984)	852
8	Michael Irvin (1985)	840
9	Dale Dawkins (1989)	833
10	<b>Leonard Hankerson (2009)</b>	<b>801</b>

### Byrd **HONORED BY UM AFRICANA PROGRAM**

▶ University of Miami wide receiver LaRon Byrd was selected as one of three recipients of the Fannie Lou Hamer Academic Achievement Award, given to the Most Improved Students, in terms of Africana Studies Program courses at UM.

▶ LaRon has excellent attendance, participates in class, completes all assignments on time and has an overall positive attitude toward learning which is to be applauded, said Dr. Patti Rose, Professor, UM Africana and American Studies. As a student-athlete, he is exemplary, in the classroom setting, which is wonderful to see.

▶ Byrd received the award on May 17 at the First Annual Fannie Lou Hamer, Africana Studies Program Achievement Awards at the Wesley Gallery on the campus of the University of Miami.

### Offense **HAS A TOP 10 SEASON**

- ▶ The University of Miami's offense had one of the most productive seasons in school history in 2009.
- ▶ The 2009 offense finished first in school history in first downs gained passing (169), second in overall first downs (275) and fourth in total yards gained (5,199).

#### TOP 10 SINGLE SEASON FIRST DOWNS GAINED PASSING IN UM HISTORY

Rank		First downs
<b>1</b>	<b>2009</b>	<b>169</b>
2	1988	161
3	1984	159
4	1990	156
5t	1989	153
	1992	153
7	2002	151
8	1985	149
9	1996	140
10	2003	134

### Jacory **MOVING UP PASSING CHARTS**

- ▶ Junior quarterback Jacory Harris had one the most productive passing seasons in recent memory in 2009.
- ▶ Here is a list of where Harris' 2009 season ranks in a single-season in UM history:

#### TOP 10 SINGLE SEASON PASSING YARDS IN UM HISTORY

Rank		Yards
1	Bernie Kosar (1984)	3,642
2	Ken Dorsey (2002)	3,369
3	Craig Erickson (1990)	3,363
<b>4</b>	<b>Jacory Harris (2009)</b>	<b>3,352</b>
5	Vinny Testaverde (1985)	3,238
6	Steve Walsh (1988)	3,115
7	Gino Torretta (1991)	3,095
8	Gino Torretta (1992)	3,060
9	Ken Dorsey (2000)	2,737
10	Brock Berlin (2004)	2,680

#### TOP 10 SINGLE SEASON TOUCHDOWN PASSES IN UM HISTORY

Rank		TDs
1	Steve Walsh (1988)	29
2	Ken Dorsey (2002)	28
3	Vinny Testaverde (1986)	26
4t	Bernie Kosar (1984)	25
	Ken Dorsey (2000)	25
<b>6</b>	<b>Jacory Harris (2009)</b>	<b>24</b>
7	Ken Dorsey (2001)	23
8t	Craig Erickson (1990)	22
	Brock Berlin (2004)	22
10	Vinny Testaverde (1985)	21

#### TOP 10 SINGLE SEASON PASS ATTEMPTS IN UM HISTORY

Rank		Attempts
1	Bernie Kosar (1984)	416
<b>2</b>	<b>Jacory Harris (2009)</b>	<b>406</b>
3	Gino Torretta (1992)	402
4t	Craig Erickson (1990)	393
	Ken Dorsey (2002)	393
6	Steve Walsh (1988)	390
7	Gino Torretta (1991)	371
8t	Vinny Testaverde (1985)	352
	Brock Berlin (2003)	352
10	Brock Berlin (2004)	348

#### TOP 10 SINGLE SEASON PASS COMPLETIONS IN UM HISTORY

Rank		Completions
1	Bernie Kosar (1984)	262
<b>2</b>	<b>Jacory Harris (2009)</b>	<b>242</b>
3	Steve Walsh (1988)	233
4	Gino Torretta (1992)	228
5	Craig Erickson (1990)	225
6	Ken Dorsey (2002)	222
7	Vinny Testaverde (1985)	216
8	Brock Berlin (2003)	211
9	Gino Torretta (1991)	205
10	Bernie Kosar (1983)	201



**It's BEEN A WHILE**

▶ Quarterback Jacory Harris entered the 2009 season snapping a streak of at least 16 years since a player from Miami-Dade County quarterbacked a University of Miami team. Hialeah High School's Ryan Collins started the last seven games of the 1993 season, but did not go into the season as the starter. Kary Baker was the last Miami-Dade County quarterback to enter the season as the starting quarterback. Baker, from Miami-Edison High School, was UM's starter in 1974 and also was Miami's first African-American quarterback.

**MIAMI QUARTERBACKS SINCE 1974**

Year	Quarterback	High School
2009	Jacory Harris	Miami
2008	Robert Marve	Tampa
2007	Kyle Wright	Danville, Calif.
2006	Kyle Wright	Danville, Calif.
2005	Kyle Wright	Danville, Calif.
2004	Brock Berlin	Shreveport, La.
2003	Brock Berlin	Shreveport, La.
2002	Ken Dorsey	Orinda, Calif.
2001	Ken Dorsey	Orinda, Calif.
2000	Ken Dorsey	Orinda, Calif.
1999	Ken Dorsey	Orinda, Calif.
1998	Scott Covington	Laguna Niguel, Calif.
1997	Ryan Clement	Denver, Colo.
1996	Ryan Clement	Denver, Colo.
1995	Ryan Clement	Denver, Colo.
1994	Frank Costa	Philadelphia, Pa.
1993	Frank Costa	Philadelphia, Pa.
	<b>Ryan Collins</b>	<b>Pembroke Pines</b>
1992	Gino Torretta	Pinole, Calif.
1991	Gino Torretta	Pinole, Calif.
1990	Craig Erickson	West Palm Beach
1989	Craig Erickson	West Palm Beach
1988	Steve Walsh	St. Paul, Minn.
1987	Steve Walsh	St. Paul, Minn.
1986	Vinny Testaverde	Elmont, N.Y.
1985	Vinny Testaverde	Elmont, N.Y.
1984	Bernie Kosar	Boardman, Ohio
1983	Bernie Kosar	Boardman, Ohio
1982	Mark Richt	Boca Raton
1981	Jim Kelly	East Brady, Pa.
1980	Jim Kelly	East Brady, Pa.
1979	Mike Rodrigue	Tallahassee
1978	Kenny McMillian	DeLand
1977	Kenny McMillian	DeLand
	E.J. Baker	Lakeland
1976	E.J. Baker	Lakeland
1975	E.J. Baker	Lakeland
1974	<b>Kary Baker</b>	<b>Miami</b>

**Defensive DOMINANCE**

▶ The University of Miami has always taken pride in its defense. From years of Randy Shannon as the defensive coordinator to now John Lovett, the 'Canes have spent most of the decade ranked among the nation's elite defensively.

**Miami Defenses From 2001-2009**

Year	Total	Rank	Scoring	Rank	Rushing	Rank	Passing	Rank
2009	329.62	29th	22.15	37th	122.31	32nd	207.31	43rd
2008	317.5	28th	24.15	56th	151.85	75th	165.62	7th
2007	345.9	33rd	26.0	52nd	133.8	40th	212.2	35th
2006	255.5	7th	15.5	13th	67.9	4th	187.9	40th
2005	270.1	4th	14.3	4th	117.9	23rd	152.2	1st
2004	328.1	28th	17.0	13th	155.0	67th	173.1	9th
2003	257.5	2nd	15.1	4th	114.0	21st	143.5	1st
2002	285.0	7th	19.1	22nd	165.3	72nd	119.7	1st
2001	270.9	6th	9.4	1st	132.7	40th	138.2	2nd

**Cooper AT IT AGAIN**

▶ Senior running back Graig Cooper is on pace to rank among the greatest yardage gainers in school history. Cooper currently ranks fifth in school history with 3,437 career all-purpose yards. He needs 957 yards to tie Santana Moss for the most all-purpose yards in school history.

**TOP 10 SINGLE SEASON ALL-PURPOSE YARDS IN UM HISTORY**

Rank	Player	Rush + Rec + Return	Yards
1	Santana Moss (97-00)	277 + 2546 + 1196	4,394
2	Ottis Anderson (75-78)	1,266 + 47 + 395	4,265
3	Edgerrin James (96-98)	960 + 595 + 35	
4	Eddie Dunn (36-38)	1778 + 32 + 1666	3,476
5	<b>Graig Cooper (07-pr)</b>	<b>2218 + 374 + 845</b>	<b>3,437</b>
6	Chuck Foreman (70-72)	1631 + 732 + 992	3,355
7	James Jackson (96-00)	2953 + 278	3,231
8	Tom Sullivan (69-71)	1,541 + 332 + 1132	3,005
9	Alonzo Highsmith (83-86)	1914 + 977 + 44	2,935
10	Mark Rush (79-82)	760 + 989 + 1,066	2,815

▶ Not only is Cooper among the all-time leaders in all-purpose yards, but he currently ranks fifth in school history with 2,218 career rushing yards.

**MIAMI'S CURRENT TOP 10 CAREER RUSHING YARDAGE LEADERS**

1.	Ottis Anderson	3,331
2.	Edgerrin James	2,960
3.	James Jackson	2,953
4.	Clinton Portis	2,523
5.	<b>Graig Cooper</b>	<b>2,218</b>
6.	Danyell Ferguson	2,214
7.	Javarris James	2,124
8.	Willis McGahee	2,067
9.	Frank Gore	1,975
10.	Stephen McGuire	1,953

**Hurricanes ON PRESEASON LISTS**

► Several Hurricanes have been getting some preseason accolades. Here is a look at who on the UM roster has been named to a national preseason watch list:

**JACORY HARRIS**

Manning Quarterback Award Watch List  
 Davey O'Brien Award Watch List

**MATT BOSHER**

Groza Award Watch List  
 Preseason All-ACC Selection  
 Lowes Senior CLASS Award Candidate

**BRANDON HARRIS**

Nagurski Trophy Watch List  
 Preseason All-ACC Selection  
 Thorpe Award Watch List

**LEONARD HANKERSON**

Biletnikoff Award Watch List

**GRAIG COOPER**

Paul Hornung Award Watch List

**ALLEN BAILEY**

Rotary Lombardi Award Watch List  
 Nagurski Trophy Watch List

**ORLANDO FRANKLIN**

Outland Trophy Watch List

**MARCUS FORSTON**

Outland Trophy Watch List

**COLIN MCCARTHY**

Butkus Award Watch List

**SEAN SPENCE**

Butkus Award Watch List

**Hurricanes DOMINATE SUNSHINE STATE IN NEW MILLENIUM**

- Miami has won 21-of-25 games against teams from the state of Florida since 2000, including an 9-2 mark outside of Miami. The 'Canes went 4-0 last season against the state, with road wins at FSU, UCF and USF.
- The only four losses against teams from the state of Florida since the turn of the century were season openers against Florida State in 2005 and 2006 and defeats at the hands of Florida and Florida State in 2008.
- Since 1985, the Hurricanes have won 34 of their last 46 games against Sunshine State opponents.

**Miami's last 25 games against in-state opponents:**

Miami 31, USF 10	Nov. 28, 2010	Raymond James Stadium
Miami 27, UCF 7	Oct. 17, 2009	Bright House Networks Stadium
Miami 48, Florida A&M 16	Oct. 10, 2009	Land Shark Stadium
Miami 38, Florida State 34	Sept. 7, 2009	Doak Campbell Stadium
Miami 20, UCF 14	Oct. 11, 2008	Dolphin Stadium
Florida State 41, Miami 39	Oct. 4, 2008	Dolphin Stadium
Florida 26, Miami 3	Sept. 6, 2008	Ben Hill Griffin Stadium
Miami 37, Florida State 29	Oct. 20, 2007	Doak Campbell Stadium
Miami 23, Florida International 9	Sept. 15, 2007	Orange Bowl
Miami 35, Florida International 0	Oct. 14, 2006	Orange Bowl
Miami 51, Florida A&M 10	Sept. 9, 2006	Orange Bowl
Florida State 13, Miami 10	Sept. 4, 2006	Orange Bowl
Miami 27, South Florida 7	Oct. 1, 2005	Orange Bowl
Florida State 10, Miami 7	Sept. 5, 2005	Doak Campbell Stadium
Miami 27, Florida 10	Dec. 31, 2004	Georgia Dome
Miami 16, Florida State 10 (OT)	Sept. 10, 2004	Orange Bowl
Miami 16, Florida State 14	Jan. 1, 2004	Pro Player Stadium
Miami 22, Florida State 14	Oct. 11, 2003	Doak Campbell Stadium
Miami 38, Florida 33	Sept. 6, 2003	Orange Bowl
Miami 28, Florida State 27	Oct. 12, 2002	Orange Bowl
Miami 41, Florida 16	Sept. 7, 2002	Ben Hill Griffin Stadium
Miami 63, Florida A&M 17	Aug. 31, 2002	Orange Bowl
Miami 49, Florida State 27	Oct. 13, 2001	Doak Campbell Stadium
Miami 37, Florida 20	Jan. 2, 2001	Louisiana Superdome
Miami 27, Florida State 24	Oct. 7, 2000	Orange Bowl

**Miami's SHANNON SIGNS NEW FOUR-YEAR CONTRACT**

► University of Miami Director of Athletics Kirby Hocutt announced on May 12 that head football coach Randy Shannon has signed a new four-year contract.

"There's no other place I'd rather be than coaching Hurricanes football. I'm excited about the momentum we continue to build and our strong recruiting classes," said Coach Shannon. "We have dedicated student athletes and experienced and committed coaching staff, a strong athletic program and the University leadership's support -- all important components consistent with long term success."

► Shannon, 44, took over the Hurricanes' program in 2007 and has led Miami to two bowl game appearances in three seasons. After going 5-7 in his first season as a head coach, Shannon led the Hurricanes to a 7-6 record in 2008 with an appearance in the Emerald Bowl. In 2009, the Hurricanes had a breakout season winning three games against Top 25 opponents to start the season enroute to a 9-4 campaign and a third place finish in the Atlantic Coast Conference. Miami ended the season with an appearance in the Champs Sports Bowl.

"We are very proud of the positive steps our football program has taken under the leadership of Coach Shannon," said UM Director of Athletics Kirby Hocutt. "With a commitment to excellence in the classroom, in the community, and in competition, we are well on our way, once again, to the top of the college football world."

► Shannon has also had a tremendous impact on the football program off the field. The program was among those honored by the National Collegiate Athletic Association (NCAA) for its latest Academic Progress Report score (APR) released yesterday. It was recognized as having posted a multi-year APR score in the top 10 percent. Miami was the only Bowl Championship Subdivision (BCS) team among the 26 schools recognized that finished ranked in the final USA Today Coaches Poll and Associated Press poll after the 2009 season. UM and Duke were the only two Atlantic Coast Conference football programs recognized.

**Best BEHAVIOR**

▶ Through head coach Randy Shannon's first three seasons at the helm of the University of Miami football program, the statistics have shown a drastic change in the Hurricanes' discipline on the field. His first two seasons, the Hurricanes were close to even when it came to penalty differential. The last time the Hurricanes finished the season with fewer penalty yards than their opponents was 1994, when UM was penalized for 775 yards compared to 807 for its opponents.

**PENALTY YARDAGE**

YEAR	MIAMI	OPPONENTS	+/-
<b>2009</b>	<b>703</b>	<b>581</b>	<b>+122</b>
2008	605	537	+68
2007	622	611	+11
2006	805	507	+298
2005	841	626	+215
2004	736	584	+152
2003	1,027	766	+261
2002	1,055	517	+538
2001	944	687	+257
2000	887	609	+278
1999	783	544	+239
1998	822	670	+152
1997	820	661	+159
1996	675	384	+291
1995	739	722	+17
1994	775	807	-32

**Spring GAME RECAP**

▶ Travis Benjamin hauled in six catches for 171 yards and a touchdown and quarterbacks Stephen Morris and Spencer Whipple combined for 321 passing yards and three TDs as the Hurricanes defeated Miami, 58-53, in the University of Miami football team's annual spring game Saturday at Traz Powell Stadium in front of an estimated capacity crowd of 10,000.

▶ Team Hurricanes were comprised of the second and third team offenses and the first team, defense while Team Miami was comprised of the first team offense and second and third team defenses. The offenses earned six points for a touchdown, three points for a field goal, one point for an extra point, one point for crossing the 50-yard line and one point for every first down. The defenses earned one point for a three-and-out, two points for an interception, two points for a fumble recovery and six points for a touchdown.

▶ Morris completed 12-of-21 passes for 209 yards, two touchdowns and one interception. Whipple went 7-of-16 for 112 yards and one touchdown. A.J. Highsmith quarterbacked Miami and went 11-of-20 for 131 yards with three touchdowns and two interceptions.

▶ Kendal Thompkins caught a game-high eight passes for 84 yards and one touchdown for the Hurricanes. Leonard Hankerson had three receptions for 61 yards and two touchdowns.

▶ Linebacker Sean Spence led the Hurricanes with eight tackles. Vaughn Telemaque added six tackles for the Hurricanes. Brandon McGee had seven tackles and two pass breakups for Miami while Safety Ray Ray Armstrong intercepted two passes

**Big BAILEY INSIDE**

▶ One of the most versatile defenders in the country, senior Allen Bailey is coming off his best season in which he recorded a team-high seven sacks and 11 tackles for a loss.

▶ At 6-4, 288, Bailey has played both defensive tackle and defensive end and has been a key to the Hurricanes' pass rush in his career.

▶ Bailey, who finished with 24 tackles and a team-best five sacks in 2008, recorded 34 tackles in 2009.

**Hurricane GAMEDAY**

▶ A brand new season of Hurricane Gameday kicked off last week on CSS. Hurricane Gameday has moved into a brand new studio with the longtime trio of Joe Zagacki, Don Bailey Jr. and head coach Randy Shannon.

▶ The show has undergone an overhaul, including a brand new set and graphics package... but the biggest change is the Unlimited Access fans will get to the Miami program. Throughout the 2010 season, Hurricane Gameday will run regular "Unlimited Access" features that will take fans behind the scenes with their favorite football team.

▶ In the season-opening show, fans heard Coach Shannon mic'd up at a scrimmage for the very first time. The exclusive access shows Shannon working with his beloved special teams units during the first scrimmage of training camp. We also sent the cameras with the team on a trip to the movies during one of the lighter moments in camp. Throughout the season, Hurricane Gameday will also bring fans exclusive footage in the weight room with Coach Andreu Swasey, in the locker room on gameday and much, much more.

▶ The CSS network covers 6.4 million homes in the Southeast, including Florida markets Miami, Ft. Lauderdale, West Palm Beach, Jacksonville, Sarasota, Tallahassee, Panama City and Lake County. CSS will air Hurricane Gameday on Thursdays and Saturdays throughout the season.

▶ Upcoming show airings are below.

**Schedule**

**Show 1 - Season Preview & FAMU**

Thursday, Sept. 2 at 4:30 p.m.

**Show 2 - Ohio State Preview**

Thursday, Sept. 9 at 5:30 p.m.

Saturday, Sept. 11 at 10:30 a.m.

**Show 3 - Pitt Preview**

Thursday, Sept. 16 at 5:30 p.m.

Saturday, Sept. 18 at 10:30 a.m.

Thursday, Sept. 23 at 5 p.m.

**'Canes AND THE LEAGUE**

▶ More than 275 former Hurricanes have gone on to play in the NFL.

▶ 33 Hurricanes have been a part of a Super Bowl winning team and a total of 67 former Canes have played in a Super Bowl.

▶ Three Hurricanes - Jonathan Vilma, Jeremy Shockey and Glenn Sharpe -- were members of the Super Bowl XLIV Champion New Orleans Saints this past season.

▶ More than 50 former Hurricanes are currently on NFL rosters as of September 1, 2010.

**ARIZONA CARDINALS**

Calais Campbell DL

**ATLANTA FALCONS**

Spencer Adkins LB  
Brett Romberg OL

**BUFFALO BILLS**

Roscoe Parrish WR

**BALTIMORE RAVENS**

Tavares Gooden LB  
Ray Lewis LB  
Willis McGahee RB  
Ed Reed S

**CAROLINA PANTHERS**

Jon Beason LB

**CHICAGO BEARS**

Devin Hester WR/PR  
Greg Olsen TE

**CINCINNATI BENGALS**

Orien Harris DT

**DALLAS COWBOYS**

Leon Williams LB

**DENVER BRONCOS**

Baraka Atkins LB  
D.J. Williams LB

**DETROIT LIONS**

Jason Fox OT  
Randy Phillips S

**GREEN BAY PACKERS**

Sam Shields CB

**HOUSTON TEXANS**

Rashad Butler OL  
Andre Johnson WR  
Chris Myers OL  
Darryl Sharpton LB  
Eric Winston OL

**INDIANAPOLIS COLTS**

Javaris James RB  
Glenn Sharpe CB  
Reggie Wayne WR

**KANSAS CITY CHIEFS**

Tervaris Johnson RB

**MIAMI DOLPHINS**

Vernon Carey OL

**MINNESOTA VIKINGS**

Bryant McKinnie OL

**NEW ENGLAND PATRIOTS**

Damell Jenkins WR  
Damione Lewis DL  
Brandon Meriweather S  
Vince Wilfork DL

**NEW ORLEANS SAINTS**

Jimmy Graham TE  
Jeremy Shockey TE  
Jonathan Vilma LB

**NEW YORK GIANTS**

Dwayne Hendricks DT  
Bruce Johnson DB  
Sinorice Moss WR  
Kenny Phillips S  
Antrel Rolle DB

**OAKLAND RAIDERS**

William Joseph DT

**PHILADELPHIA EAGLES**

Antonio Dixon DL  
Eric Moncur DE

**SAN DIEGO CHARGERS**

Dedrick Epps TE

**SAN FRANCISCO 49ERS**

Frank Gore RB

**SEATTLE SEAHAWKS**

Kelly Jennings DB

**TAMPA BAY BUCCANEERS**

Kellen Winslow TE

**TENNESSEE TITANS**

Kareem Brown DL  
Joe Joseph DT

**WASHINGTON REDSKINS**

Phillip Buchanon CB  
Rocky McIntosh LB  
Santana Moss WR  
Clinton Portis RB

**'Canes IN THE PRO BOWL**

▶ Seven former University of Miami football players were named to the 2010 NFL Pro Bowl, easily the highest representation for any school in the nation. The list included:

CB	Antrel Rolle	Arizona Cardinals
WR	Andre Johnson	Houston Texans
WR	Reggie Wayne	Indianapolis Colts
RB	Clinton Portis	Washington Redskins
LB	Ray Lewis	Baltimore Ravens
LB	Jon Beason	Carolina Panthers
S	Ed Reed	Baltimore Ravens
RB	Frank Gore	San Francisco 49ers
S	Brandon Meriweather	New England Patriots
DT	Vince Wilfork	New England Patriots
OT	Bryant McKinnie	Minnesota Vikings

**'Canes IN THE NFL 2009 TOP PERFORMERS**

**ANDRE JOHNSON - HOUSTON TEXANS WR**

Finished with 101 catches, nine touchdowns and an NFL-high 1,569 receiving yards

**JON BEASON - CAROLINA PANTHERS LB**

Ranked 4th in the NFL with 141 tackles; Recorded three INTs for the second straight year

**REGGIE WAYNE - INDIANAPOLIS COLTS WR**

Tied for fifth in the NFL with 1,264 receiving yards; Had 100 catches and 10 touchdowns

**RAY LEWIS - BALTIMORE RAVENS LB**

Tallied 134 tackles (sixth in the NFL), three sacks and two forced fumbles

**FRANK GORE - SAN FRANCISCO 49ERS RB**

Recorded 1,120 rushing yards, 406 receiving yards and 13 total touchdowns

**D.J. WILLIAMS - DENVER BRONCOS LB**

Recorded 122 tackles (12th in the NFL), 3.5 sacks and three forced fumbles

**JONATHAN VILMA - NEW ORLEANS SAINTS LB**

Finished the regular season with 110 tackles; Member of the Super Bowl Champion Saints

**BRANDON MERIWEATHER - NEW ENGLAND PATRIOTS SS**

Tied for 12th in the league with five INTs; Also had 83 tackles and two forced fumbles

**WILLIS MCGAHEE - BALTIMORE RAVENS RB**

Scored 14 total touchdowns (12 rush, 2 rec.); Averaged a career-best 5.0 yards per carry

**KELLEN WINSLOW - TAMPA BAY BUCCANEERS TE**

Caught 77 balls for 884 yards and a career-high tying five touchdowns

**SANTANA MOSS - WASHINGTON REDSKINS WR**

Finished the year with 70 catches for 902 yards and three touchdowns

**VINCE WILFORK - NEW ENGLAND PATRIOTS DT**

Force in the middle of the Pats D-Line recorded 43 tackles; forced a fumble in 13 games

**CALAIS CAMPBELL - ARIZONA CARDINALS DE**

Had a break-out season in his second year, recording 48 tackles and 7.0 sacks

**BRYANT MCKINNIE - MINNESOTA VIKINGS LT**

Started all 16 games and anchored an offensive line that protected a Top 5 offense

**ANTREL ROLLE - ARIZONA CARDINALS FS**

Had four interceptions, 1.5 sacks and 72 tackles (61 solo)

**ROCKY MCINTOSH - WASHINGTON REDSKINS LB**

Tallied a career-high 94 tackles to go along with two interceptions and two forced fumbles

**GREG OLSEN - CHICAGO BEARS TE**

Set new career-highs for starts (15), catches (60), receiving yards (612) and TDs (8)

**DEVIN HESTER - CHICAGO BEARS WR**

Set new career-highs for games started (12), receptions (57) and receiving yards (757)

**ED REED - BALTIMORE RAVENS FS**

Finished with 50 tackles, three INTs and three forced fumbles

**JEREMY SHOCKEY - NEW ORLEANS SAINTS TE**

Tallied 569 receiving yards and three touchdowns in 13 games

2010 ALPHABETICAL ROSTER

No.	Name	Class	Pos.	Ht.	Wt.	Hometown/High School/College
26	Ray-Ray Armstrong	Soph.	DB	6-4	215	Sanford, Fla./Seminole HS
57	Allen Bailey	Sr.	DL	6-4	285	Sapelo, Ga./McIntosh County Academy
73	Jermaine Barton	Fr.	OL	6-7	283	Fort Lauderdale, Fla./St. Thomas Aquinas HS
3	Travis Benjamin	Jr.	WR	5-11	176	Belle Glade, Fla./Glades Central HS
20	Damien Berry	Sr.	RB	6-0	215	Belle Glade, Fla./Glades Central HS
25	Matt Boshier	Sr.	P/PK	6-0	205	Jupiter, Fla./Jupiter HS
76	Jeffrey Brown	Fr.	DL	6-3	275	Evanston, Ill./Evanston HS
45	Ramon Buchanan	Jr.	LB	6-1	220	Melbourne, Fla./Palm Bay HS
79	Malcolm Bunche	Fr.	OL	6-7	328	Newark, Del./Milford (N.Y.)/Newark HS
47	LaRon Byrd	Jr.	WR	6-4	215	Hahnville, La./Hahnville HS
94	Kelvin Cain	Fr.	LB	6-3	226	Clovis, Calif./Buchanan HS
43	John Calhoun	Jr.	FB	6-3	255	Micco, Fla./Sebastian River HS
37	Jared Campbell	Sr.	DB	6-0	205	Aurora, Colo./Overland HS
32	Lee Chambers	Jr.	DB	5-10	195	Coffeeville, Miss./Coffeeville HS
23	Eduardo Clements	Fr.	RB	5-9	190	Miami, Fla./Booker T. Washington HS
82	Asante Cleveland	Fr.	TE	6-5	245	Sacramento, Calif./Christian Brothers HS
2	Graig Cooper	Sr.	RB	6-0	205	Memphis, Tenn./Melrose/Milford Prep
39	Tyrone Cornileus	Fr.	LB	6-2	195	Stone Mountain, Ga./Stephenson HS
18	Devont'a Davis	Fr.	DB	6-1	175	Gainesville, Fla./Gainesville HS
49	Dyron Dye	R-Fr.	DL	6-5	255	Sanford, Fla./Seminole HS
70	Jonathan Feliciano	Fr.	OL	6-5	330	Davie, Fla./Western HS
61	Joel Figueroa	Sr.	OL	6-6	323	Miami, Fla./North Miami HS
9	Chase Ford	Jr.	TE	6-6	245	Corrigan, Texas/Kilgore JC/Corrigan-Camden
99	Marcus Forston	Soph.	DL	6-3	305	Miami, Fla./Northwestern HS
74	Orlando Franklin	Sr.	OL	6-7	312	Delray Beach, Fla./Atlantic HS
58	Jordan Futch	Jr.	LB	6-3	240	Hollywood, Fla./Chaminade Madonna College Prep
59	James Gaines	Fr.	LB	6-3	205	Getzville, N.Y./Canisius HS
69	Sean Goldstein	Soph.	LB	6-0	225	Dresher, Pa./Chestnut Hill Academy
84	Richard Gordon	Sr.	TE	6-4	265	Miami, Fla./Norland/Milford Prep (N.Y.)
51	Shayon Green	R-Fr.	LB	6-3	230	Tifton, Ga./Tifton County HS
66	Harland Gunn	Jr.	OL	6-2	315	Omaha, Neb./Central HS
33	Maurice Hagens	Fr.	RB	5-11	232	Riverview, Fla./Tampa Bay Tech HS
19	Darion Hall	Fr.	RB	5-11	190	Naples, Fla./Lely HS
85	Leonard Hankerson	Sr.	WR	6-3	205	Fort Lauderdale, Fla./St. Thomas Aquinas HS
1	Brandon Harris	Jr.	DB	5-11	195	Miami, Fla./Booker T. Washington HS
12	Jacory Harris	Jr.	QB	6-4	200	Miami, Fla./Northwestern HS
77	Seantrel Henderson	Fr.	OL	6-8	355	St. Paul, Minn./Cretin-Hall Derham HS
11	Alonzo Highsmith	Soph.	QB	6-0	195	Missouri City, Texas/Hightower HS
13	Ryan Hill	Sr.	DB	6-0	205	Tallahassee, Fla./Rickards HS
30	Patrick Hill	Sr.	FB	5-9	255	Torrance, Calif./Fairfax HS (Calif.)/El Camino
63	Tyler Horn	Jr.	OL	6-4	295	Memphis, Tenn./University HS
92	Josh Holmes	Sr.	DL	6-0	280	San Diego, Calif./Point Loma HS
34	C.J. Holton	Soph.	LB	6-1	230	Crawfordville, Fla./Wakulla HS
80	Allen Hurns	Fr.	WR	6-3	180	Miami, Fla./Carol City HS
60	Chris Ivory	Jr.	LS	6-2	228	Bellevue, Fla./Bellevue HS
5	Mike James	Soph.	RB	6-0	217	Haines City, Fla./Ridge Community HS
4	Aldarius Johnson	Jr.	WR	6-3	200	Miami, Fla./Northwestern HS
81	Davon Johnson	Soph.	WR	6-0	185	Miami, Fla./Booker T. Washington HS
78	Jermaine Johnson	R-Fr.	OL	6-6	330	Fort Lauderdale, Fla./Hargrave Military Academy

No.	Name	Class	Pos.	Ht.	Wt.	Hometown/High School/College
24	Storm Johnson	Fr.	RB	6-0	218	Loganville, Ga./Loganville HS
55	Ben Jones	Soph.	OL	6-5	300	Miami, Fla./Northwestern HS
98	Jeremy Lewis	Jr.	DL	6-4	310	West Palm Beach, Fla./Palm Beach Lakes
65	Brandon Linder	Fr.	OL	6-6	300	Southwest Ranches, Fla./St. Thomas Aquinas
44	Colin McCarthy	Sr.	LB	6-2	240	Birdsboro, Pa./Clearwater (Fla.) Central Catholic
62	Shane McDermott	Fr.	OL	6-4	280	Lake Worth, Fla./Palm Beach Central HS
21	Brandon McGee	Soph.	DB	6-0	180	Plantation, Fla./Plantation HS
6	Lamar Miller	R-Fr.	RB	5-11	210	Miami, Fla./Killian HS
17	Stephen Morris	Fr.	QB	6-2	183	Miami, Fla./Monsignor Pace HS
38	Cory Nelms	Sr.	DB	6-0	195	Neptune, N.J./Neptune HS
52	Kevin Nelson	Fr.	LB	6-0	213	Gainesville, Fla./Gainesville HS
29	JoJo Nicolas	Jr.	DB	6-1	205	Homestead, Fla./Homestead Senior HS
97	Adewale Ojomo	Jr.	DL	6-4	260	Hialeah, Fla./Hialeah HS
53	Levi Paalua	Soph.	LB	6-2	225	Laie, Hawaii/Kahuku HS
27	Keion Payne	Fr.	DB	5-10	177	Fort Lauderdale, Fla./St. Thomas Aquinas HS
96	Curtis Porter	Soph.	DL	6-1	315	Charlotte, N.C./Victory Christian HS
54	Micanor Regis	Jr.	DL	6-3	305	Pahokee, Fla./Pahokee HS
15	Jamal Reid	R-Fr.	DB	6-1	190	Mayo, Fla./Lafayette HS
36	Kylan Robinson	Sr.	LB	6-1	235	Anchorage, Alaska/Tampa Chamberlain HS
93	Luther Robinson	R-Fr.	DL	6-3	295	Fort Pierce, Fla./Westwood HS
56	Marcus Robinson	Jr.	DL	6-1	240	Homestead, Fla./Homestead HS
22	Kacy Rodgers	Fr.	DB	6-2	195	Southlake, Texas/Southlake Carroll HS
88	Billy Sanders	R-Fr.	TE	6-4	248	Phoenix, Ariz./Brophy College Prep
48	Andrew Smith	Jr.	DL	6-3	245	Coconut Creek, Fla./Monarch HS
31	Sean Spence	Jr.	LB	6-0	220	Miami, Fla./Northwestern HS
86	Tommy Streeter	Soph.	WR	6-5	210	Miami, Fla./Northwestern HS
87	Andrew Tallman	Fr.	TE	6-5	245	Carthage, N.Y./Boston College HS
7	Vaughn Telemaque	Soph.	DB	6-2	207	Long Beach, Calif./Long Beach Poly HS
83	Kendal Thompkins	Soph.	WR	5-10	182	Miami, Fla./Northwestern HS
8	DeMarcus Van Dyke	Sr.	DB	6-1	185	Miami, Fla./Pace HS
35	Olivier Vernon	Soph.	DL	6-4	250	Miami, Fla./American HS
46	Clive Walford	Fr.	TE	6-5	235	Belle Glade, Fla./Glades Central HS
72	Brandon Washington	Soph.	OL	6-4	330	Miami, Fla./Milford (N.Y.) Academy
75	Jared Wheeler	R-Fr.	OL	6-5	315	Miami, Fla./American Heritage HS
16	Spencer Whipple	Jr.	QB	6-2	210	Miami, Fla./Pine Richland (Pa.) HS/UMass
71	Cory White	R-Fr.	OL	6-6	270	Orange Park, Fla./Fleming Island HS
40	Jake Wieclaw	Soph.	K	6-2	200	New Lenox, Ill./Lincoln Way Central HS
41	Travis Williams	Fr.	LB	6-3	202	Norfolk, Va./Lake Taylor HS

Additional Walk-Ons

Latwan Anderson	Fr.	DB	5-10	170	Cleveland, Ohio/Glenville Academy
Ben Bruneau	Soph.	WR	6-2	210	Opa-Locka, Fla./UCLA/Monsignor Pace HS
Akil Craig	Soph.	LB	6-1	200	Tampa, Fla./Jesuit HS
Cameron Dean	Fr.	K/P	6-3	245	Gulfstream, Fla./Saint Andrew's School
Nathan Gholston	Soph.	DB	5-7	180	Westland, Mich./Plymouth HS
Ben Hopfinger	Fr.	K	6-0	188	Plantation, Fla./St. Thomas Aquinas HS
Erik Lichter	Soph.	LB	6-0	225	Coconut Grove, Fla./Northeastern/Gulliver Prep
Eduardo Lopez	Fr.	OL	6-1	315	Miami, Fla./Southwest Miami HS
Shawn O'Dare	Soph.	WR	5-10	185	Vero Beach, Fla./Vero Beach HS
David Thompson	R-Fr.	FB	5-10	250	Miami, Fla./Coral Reef HS

PRONUNCIATION GUIDE

Matt Boshier	BOSH-er
Ben Bruneau	Broo-NO
Ramon Buchanan	ray-mon
LaRon Byrd	luh-RON
Jared Campbell	JAIR-ed
Asante Cleveland	AH-sohn-tay
Graig Cooper	GREG
Akil Craig	A-KEEL
Devont'a Davis	dah-VON-tay
Dyron Dye	DYE-ron
Jonathan Feliciano	FAH-lee-see-ah-no
Joel Figueroa	Jo-el fig-er-OH-uh

Shayon Green	SHAY-on
Davon Johnson	duh-VON
Erik Lichter	LICK-ter
JoJo Nicholas	NICK-o-less
Adewale Ojomo	ad-uh-WALL-ee o-JO-mo
Levi Paalua	PAH-ah-lu-ah
Keion Payne	KEY-ahn
Micanor Regis	muh-connor REE-gis
Kylan Robinson	KIE-lin
Vaughn Telemaque	TELL-uh-mack
Olivier Vernon	OH-liv-ee-ay
Jake Wieclaw	WHY-claw

2010 NUMERICAL ROSTER

No.	Name	Class	Pos.	Ht.	Wt.	Hometown/High School/College
1	Brandon Harris	Jr.	DB	5-11	195	Miami, Fla./Booker T. Washington HS
2	Graig Cooper	Sr.	RB	6-0	205	Memphis, Tenn./Melrose HS/Milford Prep
3	Travis Benjamin	Jr.	WR	5-11	176	Belle Glade, Fla./Glades Central HS
4	Aldarius Johnson	Jr.	WR	6-3	200	Miami, Fla./Northwestern HS
5	Mike James	Soph.	RB	6-0	217	Haines City, Fla./Ridge Community HS
6	Lamar Miller	R-Fr.	RB	5-11	210	Miami, Fla./Killian HS
7	Vaughn Telemaque	Soph.	DB	6-2	207	Long Beach, Calif./Long Beach Poly HS
8	DeMarcus Van Dyke	Sr.	DB	6-1	185	Miami, Fla./Pace HS
9	Chase Ford	Jr.	TE	6-6	245	Corrigan, Texas/Kilgore JC/
11	Alonzo Highsmith	Soph.	QB	6-0	195	Missouri City, Texas/Hightower HS
12	Jacory Harris	Jr.	QB	6-4	200	Miami, Fla./Northwestern HS
13	Ryan Hill	Sr.	DB	6-0	205	Tallahassee, Fla./Rickards HS
15	Jamal Reid	R-Fr.	DB	6-1	190	Mayo, Fla./Lafayette HS
16	Spencer Whipple	Jr.	QB	6-2	210	Miami, Fla./Pine Richland (Pa.) HS/UMass
17	Stephen Morris	Fr.	QB	6-2	183	Miami, Fla./Monsignor Pace HS
18	Devont'a Davis	Fr.	DB	6-1	175	Gainesville, Fla./Gainesville HS
19	Darion Hall	Fr.	RB	5-11	190	Naples, Fla./Lely HS
20	Damien Berry	Sr.	RB	6-0	215	Belle Glade, Fla./Glades Central HS
21	Brandon McGee	Soph.	DB	6-0	180	Plantation, Fla./Plantation HS
22	Kacy Rodgers	Fr.	DB	6-2	195	Southlake, Texas/Southlake Carroll HS
23	Eduardo Clements	Fr.	RB	5-9	190	Miami, Fla./Booker T. Washington HS
24	Storm Johnson	Fr.	RB	6-0	218	Loganville, Ga./Loganville HS
25	Matt Boshier	Sr.	P/PK	6-0	205	Jupiter, Fla./Jupiter HS
26	Ray-Ray Armstrong	Soph.	DB	6-4	215	Sanford, Fla./Seminole HS
27	Keion Payne	Fr.	DB	5-10	177	Fort Lauderdale, Fla./St. Thomas Aquinas
29	JoJo Nicolas	Jr.	DB	6-1	205	Homestead, Fla./Homestead Senior HS
30	Patrick Hill	Sr.	FB	5-9	255	Torrance, Calif./Fairfax HS (Calif.)/El Camino C.C.
31	Sean Spence	Jr.	LB	6-0	220	Miami, Fla./Northwestern HS
32	Lee Chambers	Jr.	RB	5-10	195	Coffeeville, Miss./Coffeeville HS
33	Maurice Hagens	Fr.	RB	5-11	232	Riverview, Fla./Tampa Bay Tech HS
34	C.J. Holton	Soph.	LB	6-1	230	Crawfordville, Fla./Wakulla HS
35	Olivier Vernon	Soph.	DL	6-4	250	Miami, Fla./American HS
36	Kylan Robinson	Sr.	LB	6-1	235	Anchorage, Alaska/Tampa Chamberlain HS
37	Jared Campbell	Sr.	DB	6-0	205	Aurora, Colo./Overland HS
38	Cory Nelms	Sr.	DB	6-0	195	Neptune, N.J./Neptune HS
39	Tyrone Cornileus	Fr.	LB	6-2	195	Stone Mountain, Ga./Stephenson HS
40	Jake Wieclaw	Soph.	K	6-2	200	New Lenox, Ill./Lincoln Way Central HS
43	John Calhoun	Jr.	FB	6-3	255	Micco, Fla./Sebastian River HS
44	Colin McCarthy	Sr.	LB	6-2	240	Birdsboro, Pa./Clearwater (Fla.) Central Catholic
45	Ramon Buchanan	Jr.	LB	6-1	220	Melbourne, Fla./Palm Bay HS
46	Clive Walford	Fr.	TE	6-5	235	Belle Glade, Fla./Glades Central HS
47	LaRon Byrd	Jr.	WR	6-4	215	Hahnville, La./Hahnville HS
48	Andrew Smith	Jr.	DL	6-3	245	Coconut Creek, Fla./Monarch HS
49	Dyron Dye	R-Fr.	DL	6-5	255	Sanford, Fla./Seminole HS
51	Shayon Green	R-Fr.	LB	6-3	230	Tifton, Ga./Tifton County HS
52	Kevin Nelson	Fr.	LB	6-0	213	Gainesville, Fla./Gainesville HS
53	Levi Paalua	Soph.	LB	6-2	225	Laie, Hawaii/Kahuku HS
54	Micanor Regis	Jr.	DL	6-3	305	Pahokee, Fla./Pahokee HS
55	Ben Jones	Soph.	OL	6-5	300	Miami, Fla./Northwestern HS
56	Marcus Robinson	Jr.	DL	6-1	240	Homestead, Fla./Homestead HS

No.	Name	Class	Pos.	Ht.	Wt.	Hometown/High School/College
57	Allen Bailey	Sr.	DL	6-4	285	Sapelo, Ga./McIntosh County Academy
58	Jordan Futch	Jr.	LB	6-3	240	Hollywood, Fla./Chaminade Madonna
59	James Gaines	Fr.	LB	6-3	205	Getzville, N.Y./Canisius HS
60	Chris Ivory	Jr.	LS	6-2	228	Bellevue, Fla./Bellevue HS
61	Joel Figueroa	Sr.	OL	6-6	323	Miami, Fla./North Miami HS
62	Shane McDermott	Fr.	OL	6-4	280	Lake Worth, Fla./Palm Beach Central HS
63	Tyler Horn	Jr.	OL	6-4	295	Memphis, Tenn./University HS
64	Delmar Taylor	Fr.	DL	6-3	270	Miami, Fla./Miami Beach HS
65	Brandon Linder	Fr.	OL	6-6	300	Southwest Ranches, Fla./St. Thomas Aquinas
66	Harland Gunn	Jr.	OL	6-2	315	Omaha, Neb./Central HS
69	Sean Goldstein	Soph.	LB	6-0	225	Dresher, Pa./Chestnut Hill Academy
70	Jonathan Feliciano	Fr.	OL	6-5	330	Davie, Fla./Western HS
71	Cory White	R-Fr.	OL	6-6	270	Orange Park, Fla./Fleming Island HS
72	Brandon Washington	Soph.	OL	6-4	330	Miami, Fla./Milford (N.Y.) Academy
73	Jermaine Barton	Fr.	OL	6-7	283	Fort Lauderdale, Fla./St. Thomas Aquinas
74	Orlando Franklin	Sr.	OL	6-7	312	Delray Beach, Fla./Atlantic HS
75	Jared Wheeler	R-Fr.	OL	6-5	315	Miami, Fla./American Heritage HS
76	Jeffrey Brown	Fr.	DL	6-3	275	Evanston, Ill./Evanston HS
77	Seantrel Henderson	Fr.	OL	6-8	355	St. Paul, Minn./Cretin-Hall Derham HS
78	Jermaine Johnson	R-Fr.	OL	6-6	330	Fort Lauderdale, Fla./Hargrave Military
79	Malcolm Bunche	Fr.	OL	6-7	328	Newark, Del./Milford (N.Y.)/Newark HS
80	Allen Hurns	Fr.	WR	6-3	180	Miami, Fla./Carol City HS
81	Davon Johnson	Soph.	WR	6-0	185	Miami, Fla./Booker T. Washington HS
82	Asante Cleveland	Fr.	TE	6-5	245	Sacramento, Calif./Christian Brothers HS
83	Kendal Thompkins	Soph.	WR	5-10	182	Miami, Fla./Northwestern HS
84	Richard Gordon	Sr.	TE	6-4	265	Miami, Fla./Norland/Milford Prep (N.Y.)
85	Leonard Hankerson	Sr.	WR	6-3	205	Fort Lauderdale, Fla./St. Thomas Aquinas
86	Tommy Streeter	Soph.	WR	6-5	210	Miami, Fla./Northwestern HS
87	Andrew Tallman	Fr.	TE	6-5	245	Carthage, N.Y./Boston College HS
88	Billy Sanders	R-Fr.	TE	6-4	248	Phoenix, Ariz./Brophy College Preparatory
91	Travis Williams	Fr.	LB	6-3	202	Norfolk, Va./Lake Taylor HS
92	Josh Holmes	Sr.	DL	6-0	280	San Diego, Calif./Point Loma HS
93	Luther Robinson	R-Fr.	DL	6-3	295	Fort Pierce, Fla./Westwood HS
94	Kelvin Cain	Fr.	LB	6-3	226	Clovis, Calif./Buchanan HS
95	David Perry	Fr.	DL	6-7	230	Pembroke Pines, Fla./University School
96	Curtis Porter	Soph.	DL	6-1	315	Charlotte, N.C./Victory Christian HS
97	Adewale Ojomo	Jr.	DL	6-4	260	Hialeah, Fla./Hialeah HS
98	Jeremy Lewis	Jr.	DL	6-4	310	West Palm Beach, Fla./Palm Beach Lakes
99	Marcus Forston	Soph.	DL	6-3	305	Miami, Fla./Northwestern HS

Additional Walk-Ons

Latwan Anderson	Fr.	DB	5-10	170	Cleveland, Ohio/Glenville Academy
Ben Bruneau	Soph.	WR	6-2	210	Opa-Locka, Fla./UCLA/Monsignor Pace HS
Akil Craig	Soph.	LB	6-1	200	Tampa, Fla./Jesusuit HS
Cameron Dean	Fr.	K/P	6-3	245	Gulfstream, Fla./Saint Andrew's School
Nathan Gholston	Soph.	DB	5-7	180	Westland, Mich./Plymouth HS
Ben Hopfinger	Fr.	K	6-0	188	Plantation, Fla./St. Thomas Aquinas HS
Erik Lichter	Soph.	LB	6-0	225	Coconut Grove, Fla./Northeastern/Gulliver Prep
Eduardo Lopez	Fr.	OL	6-1	315	Miami, Fla./Southwest Miami HS
Shawn O'Dare	Soph.	WR	5-10	185	Vero Beach, Fla./Vero Beach HS
David Thompson	R-Fr.	FB	5-10	250	Miami, Fla./Coral Reef HS

**DEPTH CHART**

**OFFENSE**

<b>WR</b>	3	Travis Benjamin (5-11, 176, Jr.)
	<i>or</i> 47	LaRon Byrd (6-4, 215, Jr.)
<b>LT</b>	74	Orlando Franklin (6-7, 312, Sr.)
	55	Ben Jones (6-5, 300, Soph.)
	71	Cory White (6-6, 270, R-Fr.)
<b>LG</b>	66	Harland Gunn (6-2, 315, Jr.)
	75	Jared Wheeler (6-5, 315, R-Fr.)
<b>C</b>	63	Tyler Horn (6-4, 295, Jr.)
	65	Brandon Linder (6-6, 300, Fr.)
<b>RG</b>	72	Brandon Washington (6-4, 330, Soph.)
	79	Malcolm Bunche (6-7, 328, Fr.)
<b>RT</b>	61	Joel Figueroa (6-6, 323, Sr.)
	78	Jermaine Johnson (6-6, 330, R-Fr.)
	77	Seanrel Henderson (6-8, 355, Fr.)
<b>TE</b>	84	Richard Gordon (6-4, 265, Sr.)
	9	Chase Ford (6-6, 245, Jr.)
	82	Asante Cleveland (6-5, 245, Fr.)
	88	Billy Sanders (6-4, 248, R-Fr.)
<b>WR</b>	85	Leonard Hankerson (6-3, 205, Sr.)
	<i>or</i> 4	Aldarius Johnson (6-3, 200, Jr.)
<b>QB</b>	12	Jacory Harris (6-4, 200, Jr.)
	11	Alonzo Highsmith (6-0, 195, Soph.)
	16	Spencer Whipple (6-2, 210, Jr.)
<b>HB</b>	20	Damien Berry (6-0, 215, Sr.)
	5	Mike James (6-0, 217, Soph.)
<b>FB</b>	30	Patrick Hill (5-9, 255, Sr.)
	33	Maurice Hagens (5-11, 232, Fr.)

**DEFENSE**

<b>LE</b>	57	Allen Bailey (6-4, 285, Sr.)
	56	Marcus Robinson (6-1, 240, Jr.)
	49	Dyron Dye (6-5, 255, R-Fr.)
<b>LT</b>	92	Josh Holmes (6-0, 280, Sr.)
	99	Marcus Forston (6-3, 305, R-Soph.)
	98	Jeremy Lewis (6-4, 310, Jr.)
<b>RT</b>	54	Micanor Regis (6-3, 305, Jr.)
	93	Luther Robinson (6-3, 295, R-Fr.)
	96	Curtis Porter (6-1, 315, Soph.)
<b>RE</b>	35	Olivier Vernon (6-4, 250, Soph.)
	<i>or</i> 97	Adewale Ojomo (6-4, 260, Jr.)
	<i>or</i> 48	Andrew Smith (6-3, 245, Jr.)
<b>SLB</b>	36	Kylan Robinson (6-1, 235, Sr.)
	<i>or</i> 45	Ramon Buchanan (6-1, 220, Jr.)
<b>MLB</b>	44	Colin McCarthy (6-2, 240, Sr.)
	94	Kelvin Cain (6-3, 226, Fr.)
<b>WLB</b>	31	Sean Spence (6-0, 220, Jr.)
	59	James Gaines (6-3, 205, Fr.)
	<i>or</i> 58	Jordan Futch (6-3, 240, Jr.)
<b>LCB</b>	8	DeMarcus Van Dyke (6-1, 185, Sr.)
	13	Ryan Hill (6-0, 205, Sr.)
<b>RCB</b>	1	Brandon Harris (5-11, 195, Jr.)
	21	Brandon McGee (6-0, 180, Soph.)
<b>SS</b>	26	Ray Armstrong (6-4, 215, Soph.)
	29	JoJo Nicolas (6-1, 205, R-Jr.)
<b>FS</b>	7	Vaughn Telemaque (6-2, 207, Soph.)
	22	Kacy Rodgers (6-2, 195, Fr.)
	<i>or</i> 37	Jared Campbell (6-0, 205, Sr.)

**SPECIAL TEAMS**

<b>PK</b>	25	Matt Boshier (6-0, 205, Sr.)
	40	Jake Wieclaw (6-2, 198, Soph.)
<b>KO</b>	25	Matt Boshier (6-0, 205, Sr.)
	40	Jake Wieclaw (6-2, 198, Soph.)
<b>P</b>	25	Matt Boshier (6-0, 205, Sr.)
	40	Jake Wieclaw (6-2, 198, Soph.)
<b>H</b>	16	Spencer Whipple (6-2, 210, Jr.)
<b>LS</b>	60	Chris Ivory (6-2, 227, Jr.)
	88	Billy Sanders (6-4, 248, R-Fr.)

<b>PR</b>	2	Graig Cooper (6-0, 205, Sr.)
	3	Travis Benjamin (5-11, 176, Jr.)
	6	Lamar Miller (6-0, 217, Soph.)
<b>KOR</b>	6	Lamar Miller (6-0, 217, Soph.)
	23	Eduardo Clements (5-9, 190, Fr.)
<b>KOR</b>	5	Mike James (6-0, 217, Soph.)
	1	Brandon Harris (5-11, 195, Jr.)

**LAST TIME IT HAPPENED**

<b>Kickoff Return For TD</b>	By Hurricane: Devin Hester at North Carolina State, 10/23/04, 100 yards, UM 45-31
	By Opponent: C.J. Spiller, Clemson, 10/24/09, 90 yards, Clemson 40-37 (OT)
<b>Punt Return For TD</b>	By Hurricane: Thearon Collier vs. Virginia, 11/07/09, 60 yards, UM 52-17
	By Opponent: Ricky Hall, Virginia Tech, 11/13/99, 64 yards, VT 43-10
<b>Blocked Punt Return For TD</b>	By Hurricane: Quadtrine Hill vs. North Carolina, 10/29/05, recovered in end zone, blocked by Quadtrine Hill, UM 34-16
	By Opponent: Bill Schautz, Virginia, 11/07/09, 20 yard return, blocked by Trey Womack, UM 52-17
<b>Interception Return For TD</b>	By Hurricane: Darryl Sharpton vs. Duke, 11/21/09, 73 yards, UM 34-16
	By Opponent: Kendric Burney, North Carolina, 11/14/09, 77 yards, UNC 33-24
<b>Fumble Return For TD</b>	By Hurricane: Marcus Robinson vs. Clemson, 9/20/08, 10/24/09, 53 yards, Clemson 40-37 OT
	By Opponent: Chris Cook, Virginia, 11/10/07, 44 yards, VA 48-0
<b>Safety Recorded</b>	By Hurricanes: vs. Georgia Tech, 9/17/09, Bad snap, Chandler Anderson kicks ball out of end zone, UM 33-17
	By Opponent: at Florida, 9/6/08, Matt Boshier punt blocked out of the endzone, UF 26-3
<b>Shutout at Home</b>	By Hurricanes: vs. Florida International, 10/14/06, UM 35-0
	By Opponent: vs. Virginia, 11/10/07, VA 48-0
<b>Shutout On Road</b>	By Hurricanes: at Syracuse, 11/18/00, UM 26-0
	By Opponent: at Florida State, 10/4/97, FSU 47-0
<b>Blocked Punt</b>	By Hurricane: Richard Gordon vs. UCF, 10/11/08, UM 20-14
	By Opponent: Trey Womack, Virginia, 11/08/09, UM 52-17
<b>Blocked Field Goal</b>	By Hurricane: Thomas Carroll vs. Florida, 12/31/04, UM 27-10
	By Opponent: Duane Brown, Virginia Tech, blocked 52-yard attempt, 11/4/06, VT 17-10
<b>Missed Extra Point</b>	By Hurricanes: Francesco Zampogna at North Carolina, 10/6/07, NC 33-27
	By Opponent: Dustin Hopkins, FSU, 9/7/09, UM 38-34
<b>100-Yard Rushing-Game</b>	By Hurricane: Graig Cooper vs. Virginia, 152 yards, 18 carries, 11/07/09, UM 52-17
	By Opponent: Ryan Williams, Virginia Tech, 150 yards, 34 carries, 9/26/09, VT 31-7
<b>200-Yard Rushing-Game</b>	By Hurricane: Willis McGahee vs. Virginia Tech, 205 yards, 39 carries, 12/7/02, UM 56-45
	By Opponent: Tashard Choice, Georgia Tech, 204 yards, 37 carries, 10/13/07, GT 17-14
<b>300-Yard Passing-Game</b>	By Hurricane: Jacory Harris vs. Duke, 348 yards, 11/21/09, 25 of 43, UM 34-16
	By Opponent: Riley Skinner, Wake Forest, 10/31/09, 349 yards, 29 of 43, UM 28-27
<b>400-Yard Passing-Game</b>	By Hurricane: Ken Dorsey at West Virginia, 10/26/02, 422 yards, 22 of 36, UM 40-23
	By Opponent: Luke McCown, Louisiana Tech, 10/28/00, 418 yards, 42 of 72, UM 42-31
<b>500-Yard Passing-Game</b>	By Hurricane: None
	By Opponent: Cade McNown, UCLA, 12/5/98, 513 yards, 26 of 35, UM 49-45
<b>100-199 Yard Receiving-Game</b>	By Hurricane: Travis Benjamin at Florida State, 9/7/09, 128 yards, 4 receptions, UM 38-34
	By Opponent: C.J. Spiller, Clemson, 10/24/09, 104 yards, 6 receptions, Clemson 40-37 OT
<b>200+Yard Receiving-Game</b>	By Hurricane: Wesley Carroll vs. California, 9/15/90, 208 yards, 11 receptions, UM 52-24
	By Opponent: Gerard Phelan, Boston College, 11/23/84, 226 yards, 11 receptions, BC 47-45
<b>60-69 Yard Punt</b>	By Hurricane: Matt Boshier at Florida, 9/6/08, 61 yards, UF 26-3
	By Opponent: Durant Brooks, Georgia Tech, 10/28/06, 63 yards, GT 30-23
<b>70+Yard Punt</b>	By Hurricane: Matt Boshier at Duke, 10/18/08, 76 yards, UM 49-31
	By Opponent: Ben Arndt, Georgia Tech, 11/19/05, 78 yards, GT 14-10
<b>50+Yard Field Goal</b>	By Hurricane: Matt Boshier vs. Clemson, 10/24/09, 51 yards, Clemson 40-37 OT
	By Opponent: Dustin Hopkins, Florida State, 9/7/09, 52 yards, FSU 38-34
<b>Four Field Goals-Game</b>	By Hurricane: Jon Peattie vs. West Virginia, 10/2/03, (22, 32, 43, 30, 23), UM 22-20
	By Opponent: Casey Barth, UNC, 11/14/09 (22, 42, 32, 33), NC 33-27,
<b>Five Field Goals-Game</b>	By Hurricane: Jon Peattie vs. West Virginia, 10/2/03, (22, 32, 43, 30, 23), UM 22-20
	By Opponent: Gary Cismesia, Florida State, 10/20/07 (23, 31, 33, 45, 45), UM 37-29
<b>Three TDs-Game</b>	By Hurricane: Jacory Harris at Wake Forest 10/31/09, (35 pass, 2 pass, 13 pass), UM 28-27
	By Opponent: Kyle Parker, Clemson, 10/24/09 (15 pass, 56 pass, 26 pass), Clemson 40-37 OT
<b>Three Rushing TDs-Game</b>	By Hurricane: Tyrone Moss vs. North Carolina, 10/29/05 (1 run, 1 run, 4 run, 15 run), UM 34-16
	By Opponent: Reggie Merriweather, Clemson, 11/6/04 (27, 1, 2), Clemson (24-17 (OT)
<b>Four Rushing TDs-Game</b>	By Hurricane: Tyrone Moss vs. North Carolina, 10/29/05 (1 run, 1 run, 4 run, 15 run), UM 34-16
	By Opponent: Antone Smith, Florida State, 2008, (19, 2, 5, 20), FSU 41-39
<b>Three Passing TDs-Game</b>	By Hurricane: Jacory Harris at Wake Forest 10/31/09, (35 pass, 2 pass, 13 pass), UM 28-27
	By Opponent: Kyle Parker, Clemson, 10/24/09 (15 pass, 56 pass, 26 pass), Clemson 40-37 OT
<b>Five Passing TDs-Game</b>	By Hurricane: (5) Kyle Wright at Wake Forest, 11/12/05, (64, 11, 15, 76, 10), UM 47-17
	(4) Jacory Harris at Duke, 10/18/08, (9, 6, 25, 10), UM 49-31
	By Opponent: (5) Cade McNown, UCLA, 12/5/98, (77, 7, 14, 61, 59), UM 49-45 and (5) Sam Bradford, Oklahoma, 9/8/07 (23, 24, 6, 30, 9), OU 51-13
<b>Three Receiving TDs-Game</b>	By Hurricane: Santana Moss at Rutgers, 10/3/98, (12, 28, 71), UM 53-17
	By Opponent: Malcolm Kelly, Oklahoma, 9/8/07 (23 pass, 24 pass, 30 pass), OU 51-13



**2009 U. Miami Football Statistics**  
**Miami (Fla.) Overall Team Statistics (as of Dec 30, 2009)**  
**All games**

<b>Team Statistics</b>	<b>UM</b>	<b>OPP</b>
SCORING	394	288
Points Per Game	30.3	22.2
FIRST DOWNS	275	224
Rushing	96	90
Passing	168	112
Penalty	11	22
RUSHING YARDAGE	1794	1590
Yards gained rushing	2226	2011
Yards lost rushing	432	421
Rushing Attempts	463	451
Average Per Rush	3.9	3.5
Average Per Game	138.0	122.3
TDs Rushing	21	10
PASSING YARDAGE	3405	2695
Comp-Att-Int	246-416-17	208-380-9
Average Per Pass	8.2	7.1
Average Per Catch	13.8	13.0
Average Per Game	261.9	207.3
TDs Passing	25	14
TOTAL OFFENSE	5199	4285
Total Plays	879	831
Average Per Play	5.9	5.2
Average Per Game	399.9	329.6
KICK RETURNS: #-Yards	57-1235	67-1375
PUNT RETURNS: #-Yards	25-223	12-112
INT RETURNS: #-Yards	9-89	17-447
KICK RETURN AVERAGE	21.7	20.5
PUNT RETURN AVERAGE	8.9	9.3
INT RETURN AVERAGE	9.9	26.3
FUMBLES-LOST	14-4	23-12
PENALTIES-Yards	93-703	68-581
Average Per Game	54.1	44.7
PUNTS-Yards	54-2181	68-2691
Average Per Punt	40.4	39.6
Net punt average	35.7	34.5
TIME OF POSSESSION/Game	30:15	29:45
3RD-DOWN Conversions	79/177	66/182
3rd-Down Pct	45%	36%
4TH-DOWN Conversions	9/20	4/10
4th-Down Pct	45%	40%
SACKS BY-Yards	24-199	35-258
MISC YARDS	0	0
TOUCHDOWNS SCORED	50	31
FIELD GOALS-ATTEMPTS	14-16	24-31
ON-SIDE KICKS	1-1	0-1
RED-ZONE SCORES	(43-53) 81%	(32-39) 82%
RED-ZONE TOUCHDOWNS	(34-53) 64%	(14-39) 36%
PAT-ATTEMPTS	(50-50) 100%	(28-29) 97%
ATTENDANCE	285306	349743
Games/Avg Per Game	6/47551	6/58290
Neutral Site Games		1/56747

<b>Score by Quarters</b>	<b>1st</b>	<b>2nd</b>	<b>3rd</b>	<b>4th</b>	<b>OT</b>	<b>Total</b>
Miami (Fla.)	79	93	108	111	3	394
Opponents	64	87	77	54	6	288

**2009 U. Miami Football Statistics**  
**Miami (Fla.) Overall Individual Statistics (as of Dec 30, 2009)**  
**All games**

<b>Rushing</b>	<b>gp</b>	<b>att</b>	<b>gain</b>	<b>loss</b>	<b>net</b>	<b>avg</b>	<b>td</b>	<b>lg</b>	<b>avg/g</b>
Graig Cooper	12	134	719	24	695	5.2	4	70	57.9
Damien Berry	13	93	628	12	616	6.6	8	49	47.4
Javarris James	12	103	509	17	492	4.8	6	50	41.0
Lee Chambers	9	42	168	15	153	3.6	1	20	17.0
Mike James	13	15	48	2	46	3.1	1	11	3.5
Matt Boshier	13	1	26	0	26	26.0	0	26	2.0
Travis Benjamin	13	9	43	22	21	2.3	0	13	1.6
Thearon Collier	12	4	18	8	10	2.5	0	15	0.8
John Calhoun	12	1	6	0	6	6.0	0	6	0.5
A.J. Highsmith	3	1	0	2	-2	-2.0	0	0	-0.7
TEAM	11	12	0	50	-50	-4.2	0	0	-4.5
Jacory Harris	13	48	61	280	-219	-4.6	1	26	-16.8
Total	13	463	2226	432	1794	3.9	21	70	138.0
Opponents	13	451	2011	421	1590	3.5	10	52	122.3

<b>Passing</b>	<b>gp</b>	<b>effic</b>	<b>comp-att-int</b>	<b>pct</b>	<b>yds</b>	<b>td</b>	<b>lg</b>	<b>avg/g</b>
Jacory Harris	13	140.09	242-406-17	59.6	3352	24	69	257.8
A.J. Highsmith	3	195.87	4-6-0	66.7	53	1	29	17.7
Graig Cooper	12	0.00	0-3-0	0.0	0	0	0	0.0
TEAM	11	0.00	0-1-0	0.0	0	0	0	0.0
Total	13	139.55	246-416-17	59.1	3405	25	69	261.9
Opponents	13	121.73	208-380-9	54.7	2695	14	64	207.3

<b>Receiving</b>	<b>gp</b>	<b>no.</b>	<b>yds</b>	<b>avg</b>	<b>td</b>	<b>lg</b>	<b>avg/g</b>
Leonard Hankerson	13	45	801	17.8	6	52	61.6
LaRon Byrd	13	33	460	13.9	1	40	35.4
Travis Benjamin	13	29	501	17.3	4	69	38.5
Dedrick Epps	12	19	247	13.0	3	33	20.6
Thearon Collier	12	18	250	13.9	1	29	20.8
Graig Cooper	12	18	132	7.3	1	25	11.0
Jimmy Graham	13	17	213	12.5	5	22	16.4
Aldarius Johnson	10	16	276	17.2	1	35	27.6
Mike James	13	15	105	7.0	0	17	8.1
Javarris James	12	13	85	6.5	0	20	7.1
Tervaris Johnson	13	8	94	11.8	2	28	7.2
Tommy Streeter	10	5	114	22.8	0	47	11.4
Damien Berry	13	5	68	13.6	0	29	5.2
Kendal Thompkins	10	2	33	16.5	1	18	3.3
Patrick Hill	3	1	14	14.0	0	14	4.7
Lee Chambers	9	1	8	8.0	0	8	0.9
John Calhoun	12	1	4	4.0	0	4	0.3
Total	13	246	3405	13.8	25	69	261.9
Opponents	13	208	2695	13.0	14	64	207.3

<b>Punt Returns</b>	<b>no.</b>	<b>yds</b>	<b>avg</b>	<b>td</b>	<b>lg</b>
Thearon Collier	12	158	13.2	2	61
Travis Benjamin	9	57	6.3	0	33
Graig Cooper	4	8	2.0	0	9
Total	25	223	8.9	2	61
Opponents	12	112	9.3	2	51

<b>Interceptions</b>	<b>no.</b>	<b>yds</b>	<b>avg</b>	<b>td</b>	<b>lg</b>
Brandon Harris	2	10	5.0	0	10
Micanor Regis	2	2	1.0	0	2
Randy Phillips	2	0	0.0	0	0
Colin McCarthy	1	9	9.0	0	9
Demarcus Van Dyke	1	-5	-5.0	0	0
Darryl Sharpton	1	73	73.0	1	73
Total	9	89	9.9	1	73
Opponents	17	447	26.3	4	77

<b>Kick Returns</b>	<b>no.</b>	<b>yds</b>	<b>avg</b>	<b>td</b>	<b>lg</b>
Graig Cooper	26	582	22.4	0	63
Mike James	19	404	21.3	0	41
Jimmy Graham	3	30	10.0	0	12
Brandon Harris	2	63	31.5	0	37
John Calhoun	2	17	8.5	0	16
Darryl Sharpton	2	22	11.0	0	13
Travis Benjamin	1	18	18.0	0	18
Jordan Futch	1	4	4.0	0	4
Lee Chambers	1	11	11.0	0	11
Sam Shields	0	84	0.0	0	84
Total	57	1235	21.7	0	84
Opponents	67	1375	20.5	1	90

<b>Fumble Returns</b>	<b>no.</b>	<b>yds</b>	<b>avg</b>	<b>td</b>	<b>lg</b>
Marcus Robinson	1	53	53.0	1	53
Total	1	53	53.0	1	53
Opponents	1	4	4.0	0	4

**2009 U. Miami Football Statistics**  
**Miami (Fla.) Overall Individual Statistics (as of Dec 30, 2009)**  
**All games**

Scoring	td	fg	PAT				dxp	saf	pts
			kick	rush	rcv	pass			
Matt Boshier	-	14-16	50-50	-	-	-	-	92	
Damien Berry	8	-	-	-	-	-	-	48	
Javarris James	6	-	-	-	-	-	-	36	
Leonard Hankerson	6	-	-	-	-	-	-	36	
Jimmy Graham	5	-	-	-	-	-	-	30	
Graig Cooper	5	-	-	-	-	-	-	30	
Travis Benjamin	4	-	-	-	-	-	-	24	
Thearon Collier	3	-	-	-	-	-	-	18	
Dedrick Epps	3	-	-	-	-	-	-	18	
Tervaris Johnson	2	-	-	-	-	-	-	12	
Jacory Harris	1	-	-	-	-	-	-	6	
LaRon Byrd	1	-	-	-	-	-	-	6	
Aldarius Johnson	1	-	-	-	-	-	-	6	
Kendal Thompkins	1	-	-	-	-	-	-	6	
Lee Chambers	1	-	-	-	-	-	-	6	
Darryl Sharpton	1	-	-	-	-	-	-	6	
Mike James	1	-	-	-	-	-	-	6	
Marcus Robinson	1	-	-	-	-	-	-	6	
TEAM	-	-	-	-	-	-	1	2	
Total	50	14-16	50-50	-	-	-	1	394	
Opponents	31	24-31	28-29	-	1	1-1	-	288	

Total Offense	g	plays	rush	pass	total	avg/g
Jacory Harris	13	454	-219	3352	3133	241.0
Graig Cooper	12	137	695	0	695	57.9
Damien Berry	13	93	616	0	616	47.4
Javarris James	12	103	492	0	492	41.0
Lee Chambers	9	42	153	0	153	17.0
A.J. Highsmith	3	7	-2	53	51	17.0
Mike James	13	15	46	0	46	3.5
Matt Boshier	13	1	26	0	26	2.0
Travis Benjamin	13	9	21	0	21	1.6
Thearon Collier	12	4	10	0	10	0.8
John Calhoun	12	1	6	0	6	0.5
TEAM	11	13	-50	0	-50	-4.5
Total	13	879	1794	3405	5199	399.9
Opponents	13	831	1590	2695	4285	329.6

Field Goals	fg	pct.	01-19	20-29	30-39	40-49	50-99	lg	blk
Matt Boshier	14-16	87.5	1-1	3-4	6-7	3-3	1-1	51	0

FG Sequence	Miami (Fla.)	Opponents
Florida State	(18)	(52),(45)
Georgia Tech	(34),26,31	(32),39
Virginia Tech	-	25,(22)
Oklahoma	-	(21),(39)
Florida A&M	(20),(33)	(32),(34),(21)
UCF	(31),(46)	32
Clemson	(49),(51),(22)	41,(43),(30)
Wake Forest	-	(23),(42),45,60
Virginia	(42)	(34)
North Carolina	(39)	(22),(42),(32),(33)
Duke	(33),(20)	(30),(49),(26),31
USF	(32)	(36)
Wisconsin Badgers	-	(37),(29)

Punting	no.	yds	avg	lg	tb	fc	i20	50+	blk
Matt Boshier	51	2169	42.5	59	7	21	23	12	0
TEAM	3	12	4.0	12	0	0	0	0	3
Total	54	2181	40.4	59	7	21	23	12	3
Opponents	68	2691	39.6	71	6	10	15	7	0

Kickoffs	no.	yds	avg	tb	ob	retn	net	ydln
Matt Boshier	45	2583	57.4	6	1			
Alex Uribe	30	1895	63.2	0	2			
Total	75	4478	59.7	6	3	20.5	39.8	30
Opponents	67	4018	60.0	9	0	21.7	38.9	31

Numbers in (parentheses) indicate field goal was made.

**2009 U. Miami Football Statistics**  
**Miami (Fla.) Overall Individual Statistics (as of Dec 30, 2009)**  
**All games**

<u>All Purpose</u>	<u>g</u>	<u>rush</u>	<u>rcv</u>	<u>pr</u>	<u>kr</u>	<u>ir</u>	<u>total</u>	<u>avg/g</u>
Graig Cooper	12	695	132	8	582	0	1417	118.1
Leonard Hanker	13	0	801	0	0	0	801	61.6
Damien Berry	13	616	68	0	0	0	684	52.6
Travis Benjamin	13	21	501	57	18	0	597	45.9
Javarris James	12	492	85	0	0	0	577	48.1
Mike James	13	46	105	0	404	0	555	42.7
LaRon Byrd	13	0	460	0	0	0	460	35.4
Thearon Collier	12	10	250	158	0	0	418	34.8
Aldarius Johnso	10	0	276	0	0	0	276	27.6
Dedrick Epps	12	0	247	0	0	0	247	20.6
Jimmy Graham	13	0	213	0	30	0	243	18.7
Lee Chambers	9	153	8	0	11	0	172	19.1
Tommy Streeter	10	0	114	0	0	0	114	11.4
Darryl Sharpton	13	0	0	0	22	73	95	7.3
Tervaris Johnso	13	0	94	0	0	0	94	7.2
Sam Shields	12	0	0	0	84	0	84	7.0
Brandon Harris	13	0	0	0	63	10	73	5.6
Kendal Thompki	10	0	33	0	0	0	33	3.3
John Calhoun	12	6	4	0	17	0	27	2.2
Matt Boshier	13	26	0	0	0	0	26	2.0
Patrick Hill	3	0	14	0	0	0	14	4.7
Colin McCarthy	13	0	0	0	0	9	9	0.7
Jordan Futch	5	0	0	0	4	0	4	0.8
Micanor Regis	13	0	0	0	0	2	2	0.2
A.J. Highsmith	3	-2	0	0	0	0	-2	-0.7
Demarcus Van	12	0	0	0	0	-5	-5	-0.4
TEAM	11	-50	0	0	0	0	-50	-4.5
Jacory Harris	13	-219	0	0	0	0	-219	-16.8
<b>Total</b>	<b>13</b>	<b>1794</b>	<b>3405</b>	<b>223</b>	<b>1235</b>	<b>89</b>	<b>6746</b>	<b>518.9</b>
<b>Opponents</b>	<b>13</b>	<b>1590</b>	<b>2695</b>	<b>112</b>	<b>1375</b>	<b>447</b>	<b>6219</b>	<b>478.4</b>

**2009 U. Miami Football Statistics**  
**Miami (Fla.) Overall Defensive Statistics (as of Dec 30, 2009)**  
**All games**

##	Defensive Leaders	gp	Tackles				tfl/yds	Sacks no-yds	Pass defense			Fumbles		blkd	
			ua	a	tot				int-yds	brup	qbh	rcv-yds	ff	kick	saf
50	Darryl Sharpton	13	65	41	106	8.5-20	.	1-73	3	1	.	1	.	.	
44	Colin McCarthy	13	53	42	95	10.5-30	1.0-12	1-9	1	2	.	1	.	.	
1	Brandon Harris	13	40	18	58	6.0-12	1.0-5	2-10	15	.	.	3	.	.	
6	Randy Phillips	10	35	18	53	.	.	2-0	1	.	3-0	.	.	.	
7	Vaughn Telemaque	12	29	19	48	2.0-5	.	.	4	.	1-0	.	.	.	
9	Sam Shields	12	28	13	41	1.0-5	.	.	2	.	1-0	1	.	.	
31	Sean Spence	10	19	17	36	6.5-33	3.0-28	.	1	1	.	.	.	.	
57	Allen Bailey	13	19	15	34	11.0-77	7.0-66	.	2	2	.	2	.	.	
37	Jared Campbell	13	20	11	31	1.0-6	.	.	5	1	.	.	.	.	
8	Demarcus Van Dyke	12	23	7	30	2.0-9	.	1-5	3	.	.	.	.	.	
91	Joe Joseph	13	12	17	29	5.5-13	.	.	.	.	1-0	.	.	.	
45	Ramon Buchanan	13	20	8	28	3.5-5	.	.	2	1	.	.	.	.	
35	Olivier Vernon	11	11	14	25	7.0-25	1.5-11	.	.	2	.	.	.	.	
92	Josh Holmes	12	13	9	22	6.0-23	1.0-5	.	.	1	1-0	.	.	.	
26	Ray-Ray Armstrong	10	14	7	21	.	.	.	1	.	.	.	.	.	
54	Micanor Regis	13	7	12	19	3.0-6	0.5-2	2-2	.	1	.	1	.	.	
56	Marcus Robinson	13	9	8	17	6.0-38	4.0-35	.	.	3	1-53	2	.	.	
90	Steven Wesley	11	10	7	17	6.0-23	3.0-18	.	.	2	.	.	.	.	
48	Andrew Smith	11	10	5	15	2.5-8	.	.	.	1	1-0	.	.	.	
11	Arthur Brown	13	8	5	13	0.5-1	.	.	.	.	1-0	.	.	.	
94	Eric Moncur	6	4	6	10	1.0-10	1.0-10	.	.	1	.	.	.	.	
24	Chavez Grant	13	8	2	10	0.5-3	.	.	3	.	.	.	.	.	
29	JoJo Nicolas	3	3	7	10	.	.	.	.	.	.	.	.	.	
38	Cory Nelms	13	4	3	7	.	.	.	.	.	.	.	.	.	
34	C.J. Holton	12	4	3	7	.	.	.	.	.	.	.	.	.	
33	Alex Uribe	6	4	3	7	.	.	.	.	.	.	.	.	.	
20	Damien Berry	13	5	1	6	.	.	.	.	.	.	.	.	.	
25	Matt Boshier	13	6	.	6	.	.	.	.	.	.	.	.	.	
96	Curtis Porter	8	2	2	4	1.0-4	.	.	.	.	.	.	.	.	
32	Lee Chambers	9	3	1	4	.	.	.	.	.	.	.	.	.	
58	Jordan Futch	5	2	2	4	.	.	.	.	.	.	.	.	.	
98	Jeremy Lewis	7	2	1	3	.	.	.	1	.	.	.	.	.	
13	Ryan Hill	3	1	1	2	.	.	.	.	.	.	.	.	.	
21	Brandon McGee	10	.	2	2	.	.	.	.	.	.	.	.	.	
43	John Calhoun	12	.	2	2	.	.	.	.	.	.	.	.	.	
36	Kylan Robinson	13	.	1	1	.	.	.	.	.	.	.	.	.	
74	Orlondon Franklin	13	1	.	1	.	.	.	.	.	.	.	.	.	
66	Harland Gunn	13	1	.	1	.	.	.	.	.	.	.	.	.	
65	Matt Piphio	13	1	.	1	.	.	.	.	.	.	.	.	.	
83	Kendal Thompkins	10	.	1	1	.	.	.	.	.	1-0	.	.	.	
60	Chris Ivory	13	1	.	1	.	.	.	.	.	.	.	.	.	
86	Tommy Streeter	10	.	1	1	.	.	.	.	.	.	.	.	.	
80	Jimmy Graham	13	1	.	1	.	.	.	.	.	.	.	.	.	
47	LaRon Byrd	13	1	.	1	.	.	.	.	.	.	.	.	.	
22	Mike James	13	1	.	1	.	.	.	.	.	.	.	.	.	
85	Leonard Hankerson	13	1	.	1	.	.	.	.	.	.	.	.	.	
2	Graig Cooper	12	1	.	1	.	.	.	.	.	.	.	.	.	
TM	TEAM	11	.	.	.	.	.	.	.	.	.	.	.	1	
Total		13	502	332	834	91-356	24-199	9-89	44	19	11-53	11	.	1	
Opponents		13	523	344	867	75-369	35-258	17-447	53	23	4-4	9	3	.	

**2009 U. Miami Football Statistics  
Miami (Fla.) Combined Team Statistics (as of Dec 30, 2009)  
All games**

Date	Opponent	Score	Att.
* Sep 07, 2009	at #18 Florida State	W 38-34	81077
* Sep 17, 2009	#14 GEORGIA TECH	W 33-17	45329
* Sep 26, 2009	at #11 Virginia Tech	L 7-31	66233
Oct 03, 2009	#8 OKLAHOMA	W 21-20	61790
Oct 10, 2009	FLORIDA A&M	W 48-16	47859
Oct 17, 2009	at UCF	W 27-7	48453
** Oct 24, 2009	CLEMSON	L 37-40	43778
* Oct 31, 2009	at Wake Forest	W 28-27	30011
* Nov 07, 2009	VIRGINIA	W 52-17	48350
* Nov 14, 2009	at North Carolina	L 24-33	57500
* Nov 21, 2009	DUKE	W 34-16	38200
Nov 28, 2009	at USF	W 31-10	66469
Dec 29, 2009	vs #25 Wisconsin Badgers	L 14-20	56747

Record:	Overall	Home	Away	Neutral
All games	9-4	5-1	4-2	0-1
Conference	5-3	3-1	2-2	0-0
Non-Conference	4-1	2-0	2-0	0-1

Rushing	gp	att	gain	loss	net	avg	td	lg	avg/g
Graig Cooper	12	134	719	24	695	5.2	4	70	57.9
Damien Berry	13	93	628	12	616	6.6	8	49	47.4
Javarris James	12	103	509	17	492	4.8	6	50	41.0
Lee Chambers	9	42	168	15	153	3.6	1	20	17.0
Mike James	13	15	48	2	46	3.1	1	11	3.5
Matt Boshier	13	1	26	0	26	26.0	0	26	2.0
Travis Benjamin	13	9	43	22	21	2.3	0	13	1.6
Thearon Collier	12	4	18	8	10	2.5	0	15	0.8
John Calhoun	12	1	6	0	6	6.0	0	6	0.5
A.J. Highsmith	3	1	0	2	-2	-2.0	0	0	-0.7
TEAM	11	12	0	50	-50	-4.2	0	0	-4.5
Jacory Harris	13	48	61	280	-219	-4.6	1	26	-16.8
Total	13	463	2226	432	1794	3.9	21	70	138.0
Opponents	13	451	2011	421	1590	3.5	10	52	122.3

Passing	gp	effic	comp-att-int	pct	yds	td	lg	avg/g
Jacory Harris	13	140.09	242-406-17	59.6	3352	24	69	257.8
A.J. Highsmith	3	195.87	4-6-0	66.7	53	1	29	17.7
Graig Cooper	12	0.00	0-3-0	0.0	0	0	0	0.0
TEAM	11	0.00	0-1-0	0.0	0	0	0	0.0
Total	13	139.55	246-416-17	59.1	3405	25	69	261.9
Opponents	13	121.73	208-380-9	54.7	2695	14	64	207.3

Receiving	gp	no.	yds	avg	td	lg	avg/g
Leonard Hankerson	13	45	801	17.8	6	52	61.6
LaRon Byrd	13	33	460	13.9	1	40	35.4
Travis Benjamin	13	29	501	17.3	4	69	38.5
Dedrick Epps	12	19	247	13.0	3	33	20.6
Thearon Collier	12	18	250	13.9	1	29	20.8
Graig Cooper	12	18	132	7.3	1	25	11.0
Jimmy Graham	13	17	213	12.5	5	22	16.4
Aldarius Johnson	10	16	276	17.2	1	35	27.6
Mike James	13	15	105	7.0	0	17	8.1
Javarris James	12	13	85	6.5	0	20	7.1
Tervaris Johnson	13	8	94	11.8	2	28	7.2
Tommy Streater	10	5	114	22.8	0	47	11.4
Damien Berry	13	5	68	13.6	0	29	5.2
Kendal Thompkins	10	2	33	16.5	1	18	3.3
Patrick Hill	3	1	14	14.0	0	14	4.7
Lee Chambers	9	1	8	8.0	0	8	0.9
John Calhoun	12	1	4	4.0	0	4	0.3
Total	13	246	3405	13.8	25	69	261.9
Opponents	13	208	2695	13.0	14	64	207.3

Field Goals	fg	pct.	01-19	20-29	30-39	40-49	50-99	lg	blk
Matt Boshier	14-16	87.5	1-1	3-4	6-7	3-3	1-1	51	0

Scoring	td	fg	PAT				dpx	saf	pts
			kick	rush	rcv	pass			
Matt Boshier	-	14-16	50-50	-	-	-	-	-	92
Damien Berry	8	-	-	-	-	-	-	-	48
Javarris James	6	-	-	-	-	-	-	-	36
Leonard Hankerson	6	-	-	-	-	-	-	-	36
Jimmy Graham	5	-	-	-	-	-	-	-	30
Graig Cooper	5	-	-	-	-	-	-	-	30
Travis Benjamin	4	-	-	-	-	-	-	-	24
Thearon Collier	3	-	-	-	-	-	-	-	18
Dedrick Epps	3	-	-	-	-	-	-	-	18
Tervaris Johnson	2	-	-	-	-	-	-	-	12
Darryl Sharpton	1	-	-	-	-	-	-	-	6
Kendal Thompkins	1	-	-	-	-	-	-	-	6
Jacory Harris	1	-	-	-	-	-	-	-	6
LaRon Byrd	1	-	-	-	-	-	-	-	6

Team Statistics	UM	OPP
FIRST DOWNS	275	224
Rushing	96	90
Passing	168	112
Penalty	11	22
RUSHING YARDAGE	1794	1590
Rushing Attempts	463	451
Average Per Rush	3.9	3.5
Average Per Game	138.0	122.3
TDs Rushing	21	10
PASSING YARDAGE	3405	2695
Comp-Att-Int	246-416-17	208-380-9
Average Per Pass	8.2	7.1
Average Per Catch	13.8	13.0
Average Per Game	261.9	207.3
TDs Passing	25	14
TOTAL OFFENSE	5199	4285
Average Per Play	5.9	5.2
Average Per Game	399.9	329.6
KICK RETURNS: #-Yards	57-1235	67-1375
PUNT RETURNS: #-Yards	25-223	12-112
INT RETURNS: #-Yards	9-89	17-447
FUMBLES-LOST	14-4	23-12
PENALTIES-Yards	93-703	68-581
PUNTS-AVG	54-40.4	68-39.6
TIME OF POSSESSION/Game	30:15	29:45
3RD-DOWN Conversions	79/177	66/182
4TH-DOWN Conversions	9/20	4/10

Interceptions	no.	yds	avg	td	lg
Brandon Harris	2	10	5.0	0	10
Micanor Regis	2	2	1.0	0	2
Randy Phillips	2	0	0.0	0	0
Demarcus Van Dyke	1	-5	-5.0	0	0
Colin McCarthy	1	9	9.0	0	9
Darryl Sharpton	1	73	73.0	1	73

Punting	no.	yds	avg	lg	tb	fc	i20	50+	blk
Matt Boshier	51	2169	42.5	59	7	21	23	12	0
TEAM	3	12	4.0	12	0	0	0	0	3

Punt Returns	no.	yds	avg	td	lg
Thearon Collier	12	158	13.2	2	61
Travis Benjamin	9	57	6.3	0	33
Graig Cooper	4	8	2.0	0	9
Total	25	223	8.9	2	61
Opponents	12	112	9.3	2	51

Kick Returns	no.	yds	avg	td	lg
Graig Cooper	26	582	22.4	0	63
Mike James	19	404	21.3	0	41
Jimmy Graham	3	30	10.0	0	12
Darryl Sharpton	2	22	11.0	0	13
John Calhoun	2	17	8.5	0	16
Brandon Harris	2	63	31.5	0	37
Travis Benjamin	1	18	18.0	0	18
Lee Chambers	1	11	11.0	0	11
Jordan Futch	1	4	4.0	0	4
Sam Shields	0	84	0.0	0	84
Total	57	1235	21.7	0	84
Opponents	67	1375	20.5	1	90

All Purpose	g	rush	rcv	pr	kr	ir	total	avg/g
Graig Cooper	12	695	132	8	582	0	1417	118.1
Leonard Hankerson	13	0	801	0	0	0	801	61.6
Damien Berry	13	616	68	0	0	0	684	52.6
Travis Benjamin	13	21	501	57	18	0	597	45.9
Javarris James	12	492	85	0	0	0	577	48.1
Total	13	1794	3405	223	1235	89	6746	518.9
Opponents	13	1590	2695	112	1375	447	6219	478.4

Total Offense	g	plays	rush	pass	total	avg/g
Jacory Harris	13	454	-219	3352	3133	241.0
Graig Cooper	12	137	695	0	695	57.9

**2009 U. Miami Football Statistics**  
**Miami (Fla.) Game Results (as of Dec 30, 2009)**  
**All games**

<b>Date</b>	<b>Opponent</b>		<b>Score</b>	<b>Overall</b>	<b>Conference</b>	<b>Time</b>	<b>Attend</b>
* Sep 07, 2009	at #18 Florida State	W	38-34	1-0	1-0	3:47	81077
* Sep 17, 2009	#14 GEORGIA TECH	W	33-17	2-0	2-0	3:06	45329
* Sep 26, 2009	at #11 Virginia Tech	L	7-31	2-1	2-1	3:11	66233
Oct 03, 2009	#8 OKLAHOMA	W	21-20	3-1	2-1	3:14	61790
Oct 10, 2009	FLORIDA A&M	W	48-16	4-1	2-1	3:03	47859
Oct 17, 2009	at UCF	W	27-7	5-1	2-1	3:10	48453
** Oct 24, 2009	CLEMSON	Lo	37-40	5-2	2-2	3:47	43778
* Oct 31, 2009	at Wake Forest	W	28-27	6-2	3-2	3:36	30011
* Nov 07, 2009	VIRGINIA	W	52-17	7-2	4-2	3:16	48350
* Nov 14, 2009	at North Carolina	L	24-33	7-3	4-3	3:22	57500
* Nov 21, 2009	DUKE	W	34-16	8-3	5-3	3:15	38200
Nov 28, 2009	at USF	W	31-10	9-3	5-3	3:17	66469
Dec 29, 2009	vs #25 Wisconsin Badgers	L	14-20	9-4	5-3	3:12	56747

**2009 U. Miami Football Statistics**  
**Miami (Fla.) Team Game-by-Game (as of Dec 30, 2009)**  
**All games**

**TEAM STATISTICS**

Date	Opponent	Rushing				Receiving				Passing				Kick Returns				Punt Returns				tot off
		no.	yds	td	lg	no.	yds	td	lg	cmp-att-int	yds	td	lg	no.	yds	td	lg	no.	yds	td	lg	
Sep 07	at Florida State	30	90	3	15	21	386	2	40	21-34-2	386	2	40	6	181	0	63	3	7	0	6	476
Sep 17	GEORGIA TECH	39	184	1	31	20	270	3	40	20-25-0	270	3	40	4	119	0	40	1	14	0	14	454
Sep 26	at Virginia Tech	34	59	1	15	9	150	0	34	9-25-1	150	0	34	5	99	0	39	2	-9	0	1	209
Oct 03	OKLAHOMA	32	140	0	50	19	202	3	38	19-28-2	202	3	38	5	114	0	28	2	-3	0	0	342
Oct 10	FLORIDA A&M	38	215	3	49	19	255	2	37	19-27-2	255	2	37	4	115	0	41	7	114	1	61	470
Oct 17	at UCF	46	70	2	14	20	293	1	32	20-27-0	293	1	32	2	26	0	16	2	19	0	13	363
Oct 24	CLEMSON	35	177	1	44	17	256	2	69	17-27-3	256	2	69	3	59	0	27	1	-3	0	0	433
Oct 31	at Wake Forest	21	26	1	20	22	330	3	35	22-43-1	330	3	35	4	82	0	31	0	0	0	0	356
Nov 07	VIRGINIA	49	268	3	70	19	247	3	35	19-34-1	247	3	35	4	57	0	22	2	57	1	60	515
Nov 14	at North Carolina	25	116	2	26	28	319	1	32	28-51-4	319	1	32	8	132	0	27	2	14	0	14	435
Nov 21	DUKE	44	148	1	18	25	348	2	52	25-43-1	348	2	52	4	46	0	16	2	7	0	9	496
Nov 28	at USF	47	240	2	19	11	161	2	33	11-22-0	161	2	33	3	25	0	16	0	0	0	0	401
Dec 29	vs Wisconsin Badgers	23	61	1	26	16	188	1	47	16-30-0	188	1	47	5	180	0	84	1	6	0	6	249
Opponents		463	1794	21	70	246	3405	25	69	246-416-17	3405	25	69	57	1235	0	84	25	223	2	61	5199
		451	1590	10	52	208	2695	14	64	208-380-9	2695	14	64	67	1375	1	90	12	112	2	51	4285

Games played: 13  
 Avg per rush: 3.9  
 Avg per catch: 13.8  
 Pass efficiency: 139.55  
 Kick ret avg: 21.7  
 Punt ret avg: 8.9  
 All purpose avg/game: 518.9  
 Total offense avg/gm: 399.9

Date	Opponent	Tackles				Sacks	Fumble		Pass Defense			Blkd	PAT Attempts				pts	
		ua	a	total	tfl-yds		no-yds	ff	fr-yds	int-yds	qbh		brup	kick	kick	rush		rcv
Sep 07	at Florida State	41	22	63	8.0-30	2.0-17	1	1-0	1-0	1	3	0	5-5	0	0	0	0	38
Sep 17	GEORGIA TECH	30	26	56	10.0-30	2.0-8	0	0-0	0-0	1	3	0	4-4	0	0	1	33	
Sep 26	at Virginia Tech	27	56	83	2.0-2	0.0-0	0	1-0	0-0	0	2	0	1-1	0	0	0	7	
Oct 03	OKLAHOMA	45	36	81	8.0-25	3.0-17	2	1-0	0-0	4	0	0	3-3	0	0	0	21	
Oct 10	FLORIDA A&M	39	22	61	11.0-48	3.0-20	1	0-0	1-0	0	9	0	6-6	0	0	0	48	
Oct 17	at UCF	29	26	55	5.0-27	2.0-20	1	0-0	1-9	3	5	0	3-3	0	0	0	27	
Oct 24	CLEMSON	49	22	71	10.0-54	2.0-38	3	2-53	1-0	0	2	0	4-4	0	0	0	37	
Oct 31	at Wake Forest	47	24	71	8.0-24	2.0-9	1	3-0	1-5	0	4	0	4-4	0	0	0	28	
Nov 07	VIRGINIA	32	10	42	6.0-33	2.0-27	0	0-0	1-2	0	7	0	7-7	0	0	0	52	
Nov 14	at North Carolina	45	18	63	4.0-12	1.0-5	0	0-0	0-0	3	1	0	3-3	0	0	0	24	
Nov 21	DUKE	43	4	47	4.0-11	1.0-0	0	1-0	1-73	4	4	0	4-4	0	0	0	34	
Nov 28	at USF	28	42	70	9.0-36	3.0-23	1	1-0	1-10	0	2	0	4-4	0	0	0	31	
Dec 29	vs Wisconsin Badgers	47	24	71	6.0-24	1.0-8	1	1-0	1-0	3	2	0	2-2	0	0	0	14	
Opponents		502	332	834	91.0-356	23.0-192	11	11-53	9-89	19	44	0	50-50	0	0	1	394	
		523	344	867	75.0-369	35.0-258	9	4-4	17-447	23	53	3	28-29	0	1	0	288	

Date	Opponent	Punting							Field Goals			Kickoffs						
		no.	yds	avg	long	blkd	tb	fc	50+	i20	md-att	long	blkd	no.	yds	avg	tb	ob
Sep 07	at Florida State	4	165	41.2	48	0	1	2	0	3	1-1	18	0	7	335	47.9	0	0
Sep 17	GEORGIA TECH	1	41	41.0	41	0	1	0	0	0	1-3	34	0	6	375	62.5	0	2
Sep 26	at Virginia Tech	7	249	35.6	53	1	0	2	1	3	0-0	0	0	2	117	58.5	0	0
Oct 03	OKLAHOMA	5	229	45.8	58	0	0	2	2	3	0-0	0	0	4	265	66.2	0	0
Oct 10	FLORIDA A&M	2	95	47.5	59	0	0	0	1	1	2-2	33	0	9	591	65.7	0	0
Oct 17	at UCF	4	133	33.2	41	0	0	1	0	3	2-2	46	0	6	374	62.3	0	0
Oct 24	CLEMSON	3	139	46.3	55	0	0	2	1	0	3-3	51	0	7	408	58.3	0	0
Oct 31	at Wake Forest	9	387	43.0	55	0	1	4	2	4	0-0	0	0	5	288	57.6	1	0
Nov 07	VIRGINIA	2	12	6.0	12	2	0	0	0	0	1-1	42	0	9	476	52.9	3	0
Nov 14	at North Carolina	4	184	46.0	52	0	1	2	1	2	1-1	39	0	5	338	67.6	1	0
Nov 21	DUKE	3	122	40.7	57	0	1	1	1	1	2-2	33	0	7	423	60.4	1	1
Nov 28	at USF	4	179	44.8	54	0	2	0	1	2	1-1	32	0	6	356	59.3	0	0
Dec 29	vs Wisconsin Badgers	6	246	41.0	51	0	0	5	2	1	0-0	0	0	2	132	66.0	0	0
Opponents		54	2181	40.4	59	3	7	21	12	23	14-16	51	0	75	4478	59.7	6	3
		68	2691	39.6	71	0	6	10	7	15	24-31	52	0	67	4018	60.0	9	0



**2009 U. Miami Football Statistics**  
**Miami (Fla.) Opponent Game-by-Game (as of Dec 30, 2009)**  
**All games**

**OPPONENT STATISTICS**

Date	Opponent	Rushing				Receiving				Passing				Kick Returns				Punt Returns				tot off
		no.	yds	td	lg	no.	yds	td	lg	cmp-att-int	yds	td	lg	no.	yds	td	lg	no.	yds	td	lg	
Sep 07	at Florida State	30	110	1	30	24	294	2	34	24-41-1	294	2	34	7	129	0	51	0	0	0	0	404
Sep 17	GEORGIA TECH	39	95	1	21	6	133	1	56	6-15-0	133	1	56	4	111	0	36	0	0	0	0	228
Sep 26	at Virginia Tech	55	272	2	44	4	98	1	48	4-9-0	98	1	48	2	28	0	17	3	18	1	1	370
Oct 03	OKLAHOMA	42	153	1	48	18	188	1	37	18-30-0	188	1	37	4	69	0	23	1	51	0	51	341
Oct 10	FLORIDA A&M	35	118	1	29	10	144	0	30	10-25-1	144	0	30	9	191	0	39	1	15	0	15	262
Oct 17	at UCF	24	53	0	14	13	176	1	41	13-31-1	176	1	41	6	126	0	35	1	2	0	2	229
Oct 24	CLEMSON	34	84	0	48	25	326	3	56	25-37-1	326	3	56	7	173	1	90	0	0	0	0	410
Oct 31	at Wake Forest	33	147	1	20	35	408	2	44	35-53-1	408	2	44	4	84	0	37	1	-12	0	0	555
Nov 07	VIRGINIA	24	74	1	34	11	75	0	16	11-29-1	75	0	16	6	107	0	38	1	35	1	20	149
Nov 14	at North Carolina	32	116	0	20	17	213	1	29	17-31-0	213	1	29	4	87	0	33	1	3	0	3	329
Nov 21	DUKE	22	55	0	16	20	303	1	64	20-37-1	303	1	64	5	115	0	47	1	1	0	0	358
Nov 28	at USF	39	143	0	28	6	77	1	21	6-16-1	77	1	21	6	115	0	37	1	-2	0	0	220
Dec 29	vs Wisconsin Badgers	42	170	2	52	19	260	0	37	19-26-1	260	0	37	3	40	0	21	1	1	0	1	430
		451	1590	10	52	208	2695	14	64	208-380-9	2695	14	64	67	1375	1	90	12	112	2	51	4285
	Miami (Fla.)	463	1794	21	70	246	3405	25	69	246-416-17	3405	25	69	57	1235	0	84	25	223	2	61	5199

Games played: 13  
 Avg per rush: 3.5  
 Avg per catch: 13.0  
 Pass efficiency: 121.73  
 Kick ret avg: 20.5  
 Punt ret avg: 9.3  
 All purpose avg/game: 478.4  
 Total offense avg/gm: 329.6

Date	Opponent	Tackles				Sacks	Fumble		Pass Defense			Blkd kick	PAT Attempts			saf	pts
		ua	a	total	tfl-yds		no-yds	ff	fr-yds	int-yds	qbh		brup	kick	rush		
Sep 07	at Florida State	35	34	69	3.0-12	1.0-8	0	0-0	2-31	0	5	0	2-3	0	1	0	34
Sep 17	GEORGIA TECH	46	18	64	2.0-8	0.0-0	0	0-0	0-0	0	1	0	2-2	0	0	0	17
Sep 26	at Virginia Tech	18	60	78	9.0-43	3.0-28	2	1-4	1-28	3	5	1	4-4	0	0	0	31
Oct 03	OKLAHOMA	38	22	60	4.0-32	4.0-32	1	0-0	2-12	0	4	0	2-2	0	0	0	20
Oct 10	FLORIDA A&M	43	30	73	8.0-21	2.0-9	1	0-0	2-54	0	1	0	1-1	0	0	0	16
Oct 17	at UCF	54	24	78	10.0-52	6.0-41	0	0-0	0-0	2	2	0	1-1	0	0	0	7
Oct 24	CLEMSON	43	18	61	5.0-36	3.0-19	2	1-0	3-50	0	3	0	4-4	0	0	0	40
Oct 31	at Wake Forest	33	16	49	6.0-50	5.0-49	1	0-0	1-0	1	8	0	3-3	0	0	0	27
Nov 07	VIRGINIA	52	26	78	3.0-28	2.0-25	0	0-0	1-49	0	5	2	2-2	0	0	0	17
Nov 14	at North Carolina	45	20	65	6.0-24	2.0-13	0	0-0	4-214	11	5	0	3-3	0	0	0	33
Nov 21	DUKE	50	32	82	3.0-10	1.0-4	0	1-0	1-9	0	8	0	1-1	0	0	0	16
Nov 28	at USF	33	36	69	7.0-16	1.0-5	1	0-0	0-0	1	2	0	1-1	0	0	0	10
Dec 29	vs Wisconsin Badgers	33	8	41	9.0-37	5.0-25	1	1-0	0-0	5	4	0	2-2	0	0	0	20
		523	344	867	75.0-369	35.0-258	9	4-4	17-447	23	53	3	28-29	0	1	0	288
	Miami (Fla.)	502	332	834	91.0-356	23.0-192	11	11-53	9-89	19	44	0	50-50	0	0	1	394

Date	Opponent	Punting									Field Goals			Kickoffs				
		no.	yds	avg	long	blkd	tb	fc	50+	i20	md-att	long	blkd	no.	yds	avg	tb	ob
Sep 07	at Florida State	4	158	39.5	49	0	0	0	0	0	2-2	52	0	7	435	62.1	1	0
Sep 17	GEORGIA TECH	3	137	45.7	63	0	1	0	1	0	1-2	32	0	4	243	60.8	0	0
Sep 26	at Virginia Tech	5	201	40.2	50	0	0	0	1	2	1-2	22	0	6	320	53.3	0	0
Oct 03	OKLAHOMA	5	252	50.4	71	0	2	0	2	0	2-2	39	0	5	323	64.6	0	0
Oct 10	FLORIDA A&M	7	256	36.6	49	0	0	0	0	0	3-3	34	0	5	340	68.0	1	0
Oct 17	at UCF	7	248	35.4	49	0	0	1	0	3	0-1	0	0	2	107	53.5	0	0
Oct 24	CLEMSON	3	136	45.3	47	0	0	1	0	1	2-3	43	0	7	457	65.3	4	0
Oct 31	at Wake Forest	4	165	41.2	45	0	1	1	0	2	2-4	42	0	6	386	64.3	2	0
Nov 07	VIRGINIA	9	316	35.1	45	0	1	2	0	1	1-1	34	0	4	231	57.8	0	0
Nov 14	at North Carolina	6	231	38.5	46	0	0	1	0	0	4-4	42	0	8	451	56.4	0	0
Nov 21	DUKE	4	170	42.5	50	0	1	0	1	1	3-4	49	0	5	254	50.8	1	0
Nov 28	at USF	6	226	37.7	53	0	0	4	1	2	1-1	36	0	3	160	53.3	0	0
Dec 29	vs Wisconsin Badgers	5	195	39.0	57	0	0	0	1	3	2-2	37	0	5	311	62.2	0	0
		68	2691	39.6	71	0	6	10	7	15	24-31	52	0	67	4018	60.0	9	0
	Miami (Fla.)	54	2181	40.4	59	3	7	21	12	23	14-16	51	0	75	4478	59.7	6	3

**2009 U. Miami Football Statistics**  
**Miami (Fla.) Game Superlatives (as of Dec 30, 2009)**  
**All games**

**INDIVIDUAL GAME HIGHS**

Rushes	18	Graig Cooper vs Virginia (Nov 07, 2009)
Yards Rushing	162	Damien Berry vs Florida A&M (Oct 10, 2009)
TD Rushes	2	Damien Berry vs Virginia (Nov 07, 2009)
	2	Javarris James at USF (Nov 28, 2009)
Long Rush	70	Graig Cooper vs Virginia (Nov 07, 2009)
Pass attempts	50	Jacory Harris at North Carolina (Nov 14, 2009)
Pass completions	28	Jacory Harris at North Carolina (Nov 14, 2009)
Yards Passing	386	Jacory Harris at Florida State (Sep 07, 2009)
TD Passes	3	Jacory Harris vs Georgia Tech (Sep 17, 2009)
	3	Jacory Harris vs Oklahoma (Oct 03, 2009)
	3	Jacory Harris at Wake Forest (Oct 31, 2009)
Long Pass	69	Jacory Harris vs Clemson (Oct 24, 2009)
Receptions	8	Leonard Hankerson vs Duke (Nov 21, 2009)
Yards Receiving	143	Leonard Hankerson vs Duke (Nov 21, 2009)
TD Receptions	1	Travis Benjamin at Florida State (Sep 07, 2009)
	1	Graig Cooper at Florida State (Sep 07, 2009)
	1	LaRon Byrd vs Georgia Tech (Sep 17, 2009)
	1	Dedrick Epps vs Georgia Tech (Sep 17, 2009)
	1	Jimmy Graham vs Georgia Tech (Sep 17, 2009)
	1	Travis Benjamin vs Oklahoma (Oct 03, 2009)
	1	Dedrick Epps vs Oklahoma (Oct 03, 2009)
	1	Jimmy Graham vs Oklahoma (Oct 03, 2009)
	1	Jimmy Graham vs Florida A&M (Oct 10, 2009)
	1	Leonard Hankerson vs Florida A&M (Oct 10, 2009)
	1	Leonard Hankerson at UCF (Oct 17, 2009)
	1	Leonard Hankerson vs Clemson (Oct 24, 2009)
	1	Travis Benjamin vs Clemson (Oct 24, 2009)
	1	Travis Benjamin at Wake Forest (Oct 31, 2009)
	1	Aldarius Johnson at Wake Forest (Oct 31, 2009)
	1	Tervaris Johnson at Wake Forest (Oct 31, 2009)
	1	Jimmy Graham vs Virginia (Nov 07, 2009)
	1	Kendal Thompkins vs Virginia (Nov 07, 2009)
	1	Leonard Hankerson vs Virginia (Nov 07, 2009)
	1	Jimmy Graham at North Carolina (Nov 14, 2009)
	1	Leonard Hankerson vs Duke (Nov 21, 2009)
	1	Tervaris Johnson vs Duke (Nov 21, 2009)
	1	Dedrick Epps at USF (Nov 28, 2009)
	1	Leonard Hankerson at USF (Nov 28, 2009)
	1	Thearon Collier vs Wisconsin Badgers (Dec 29, 2009)
Long Reception	69	Travis Benjamin vs Clemson (Oct 24, 2009)
Field Goals	3	Matt Boshier vs Clemson (Oct 24, 2009)
Long Field Goal	51	Matt Boshier vs Clemson (Oct 24, 2009)
Punts	9	Matt Boshier at Wake Forest (Oct 31, 2009)
Punting Avg	47.5	Matt Boshier vs Florida A&M (Oct 10, 2009)
Long Punt	59	Matt Boshier vs Florida A&M (Oct 10, 2009)
Long Punt Return	61	Thearon Collier vs Florida A&M (Oct 10, 2009)
Long Kickoff Return	84	Sam Shields vs Wisconsin Badgers (Dec 29, 2009)
Tackles	15	Darryl Sharpton vs Wisconsin Badgers (Dec 29, 2009)
Sacks	2.0	Sean Spence at UCF (Oct 17, 2009)
	2.0	Allen Bailey vs Clemson (Oct 24, 2009)
	2.0	Allen Bailey at Wake Forest (Oct 31, 2009)
Tackles For Loss	3.5	Joe Joseph vs Florida A&M (Oct 10, 2009)
Interceptions	1	Randy Phillips at Florida State (Sep 07, 2009)
	1	Brandon Harris vs Florida A&M (Oct 10, 2009)
	1	Colin McCarthy at UCF (Oct 17, 2009)
	1	Randy Phillips vs Clemson (Oct 24, 2009)

**2009 U. Miami Football Statistics**  
**Miami (Fla.) Game Superlatives (as of Dec 30, 2009)**  
**All games**

1	Demarcus Van Dyke at Wake Forest (Oct 31, 2009)
1	Micanor Regis vs Virginia (Nov 07, 2009)
1	Darryl Sharpton vs Duke (Nov 21, 2009)
1	Brandon Harris at USF (Nov 28, 2009)
1	Micanor Regis vs Wisconsin Badgers (Dec 29, 2009)

**2009 U. Miami Football Statistics**  
**Miami (Fla.) Game Superlatives (as of Dec 30, 2009)**  
**All games**

**TEAM GAME HIGHS**

Rushes	49	vs Virginia (Nov 07, 2009)
Yards Rushing	268	vs Virginia (Nov 07, 2009)
Yards Per Rush	5.7	vs Florida A&M (Oct 10, 2009)
TD Rushes	3	at Florida State (Sep 07, 2009)
	3	vs Florida A&M (Oct 10, 2009)
	3	vs Virginia (Nov 07, 2009)
Pass attempts	51	at North Carolina (Nov 14, 2009)
Pass completions	28	at North Carolina (Nov 14, 2009)
Yards Passing	386	at Florida State (Sep 07, 2009)
Yards Per Pass	11.4	at Florida State (Sep 07, 2009)
TD Passes	3	vs Georgia Tech (Sep 17, 2009)
	3	vs Oklahoma (Oct 03, 2009)
	3	at Wake Forest (Oct 31, 2009)
	3	vs Virginia (Nov 07, 2009)
Total Plays	87	vs Duke (Nov 21, 2009)
Total Offense	515	vs Virginia (Nov 07, 2009)
Yards Per Play	7.4	at Florida State (Sep 07, 2009)
Points	52	vs Virginia (Nov 07, 2009)
Sacks By	3	vs Oklahoma (Oct 03, 2009)
	3	vs Florida A&M (Oct 10, 2009)
	3	at USF (Nov 28, 2009)
First Downs	27	vs Virginia (Nov 07, 2009)
Penalties	12	vs Oklahoma (Oct 03, 2009)
Penalty Yards	115	vs Oklahoma (Oct 03, 2009)
Turnovers	4	vs Clemson (Oct 24, 2009)
	4	at North Carolina (Nov 14, 2009)
Interceptions By	1	at Florida State (Sep 07, 2009)
	1	vs Florida A&M (Oct 10, 2009)
	1	at UCF (Oct 17, 2009)
	1	vs Clemson (Oct 24, 2009)
	1	at Wake Forest (Oct 31, 2009)
	1	vs Virginia (Nov 07, 2009)
	1	vs Duke (Nov 21, 2009)
	1	at USF (Nov 28, 2009)
	1	vs Wisconsin Badgers (Dec 29, 2009)

**2009 U. Miami Football Statistics**  
**Miami (Fla.) Game Superlatives (as of Dec 30, 2009)**  
**All games**

**OPPONENT INDIVIDUAL GAME HIGHS**

Rushes	34	Williams, R, at Virginia Tech (Sep 26, 2009)
Yards Rushing	150	Williams, R, at Virginia Tech (Sep 26, 2009)
TD Rushes	2	Williams, R, at Virginia Tech (Sep 26, 2009)
	2	Clay, John, vs Wisconsin Badgers (Dec 29, 2009)
Long Rush	52	Clay, John, vs Wisconsin Badgers (Dec 29, 2009)
Pass attempts	43	Skinner, R, at Wake Forest (Oct 31, 2009)
Pass completions	29	Skinner, R, at Wake Forest (Oct 31, 2009)
Yards Passing	349	Skinner, R, at Wake Forest (Oct 31, 2009)
TD Passes	3	Parker, K, vs Clemson (Oct 24, 2009)
Long Pass	64	Lewis, T., vs Duke (Nov 21, 2009)
Receptions	12	Brown, D, at Wake Forest (Oct 31, 2009)
Yards Receiving	165	Varner, D., vs Duke (Nov 21, 2009)
TD Receptions	1	Piurowski, C, at Florida State (Sep 07, 2009)
	1	Easterling, T, at Florida State (Sep 07, 2009)
	1	Thomas,D., vs Georgia Tech (Sep 17, 2009)
	1	Boykin, J, at Virginia Tech (Sep 26, 2009)
	1	Kenney, Cameron, vs Oklahoma (Oct 03, 2009)
	1	ROSS, Rocky, at UCF (Oct 17, 2009)
	1	Spiller, C, vs Clemson (Oct 24, 2009)
	1	Palmer, M, vs Clemson (Oct 24, 2009)
	1	Ford, J, vs Clemson (Oct 24, 2009)
	1	Givens, C, at Wake Forest (Oct 31, 2009)
	1	Bohanon, T, at Wake Forest (Oct 31, 2009)
	1	Little, G, at North Carolina (Nov 14, 2009)
	1	Varner, D., vs Duke (Nov 21, 2009)
	1	LOVE,A.J., at USF (Nov 28, 2009)
Long Reception	64	Varner, D., vs Duke (Nov 21, 2009)
Field Goals	4	Barth, C, at North Carolina (Nov 14, 2009)
Long Field Goal	52	Hopkins, D, at Florida State (Sep 07, 2009)
Punts	7	HOLDREN,Brandon, vs Florida A&M (Oct 10, 2009)
	7	CLINGAN, Blake, at UCF (Oct 17, 2009)
Punting Avg	50.4	Way, Tress, vs Oklahoma (Oct 03, 2009)
Long Punt	71	Way, Tress, vs Oklahoma (Oct 03, 2009)
Long Punt Return	51	Franks, Dominqu, vs Oklahoma (Oct 03, 2009)
Long Kickoff Return	90	Spiller, C, vs Clemson (Oct 24, 2009)
Tackles	15	Childs, D, vs Virginia (Nov 07, 2009)
Sacks	3.0	Beal, Jeremy, vs Oklahoma (Oct 03, 2009)
Tackles For Loss	3.5	HOGUE, Cory, at UCF (Oct 17, 2009)
Interceptions	3	Burney, K, at North Carolina (Nov 14, 2009)

**2009 U. Miami Football Statistics**  
**Miami (Fla.) Game Superlatives (as of Dec 30, 2009)**  
**All games**

**OPPONENT TEAM GAME HIGHS**

Rushes	55	at Virginia Tech (Sep 26, 2009)
Yards Rushing	272	at Virginia Tech (Sep 26, 2009)
Yards Per Rush	4.9	at Virginia Tech (Sep 26, 2009)
TD Rushes	2	at Virginia Tech (Sep 26, 2009)
	2	vs Wisconsin Badgers (Dec 29, 2009)
Pass attempts	53	at Wake Forest (Oct 31, 2009)
Pass completions	35	at Wake Forest (Oct 31, 2009)
Yards Passing	408	at Wake Forest (Oct 31, 2009)
Yards Per Pass	10.9	at Virginia Tech (Sep 26, 2009)
TD Passes	3	vs Clemson (Oct 24, 2009)
Total Plays	86	at Wake Forest (Oct 31, 2009)
Total Offense	555	at Wake Forest (Oct 31, 2009)
Yards Per Play	6.5	at Wake Forest (Oct 31, 2009)
Points	40	vs Clemson (Oct 24, 2009)
Sacks By	6	at UCF (Oct 17, 2009)
First Downs	33	at Wake Forest (Oct 31, 2009)
Penalties	8	vs Georgia Tech (Sep 17, 2009)
	8	at Wake Forest (Oct 31, 2009)
Penalty Yards	79	vs Oklahoma (Oct 03, 2009)
Turnovers	4	at Wake Forest (Oct 31, 2009)
Interceptions By	4	at North Carolina (Nov 14, 2009)

**2009 U. Miami Football Statistics**  
**Miami (Fla.) Red-Zone Results (as of Dec 30, 2009)**  
**All games**

**Miami (Fla.) Inside Opponent Red-Zone**

Date	Opponent	Score	Times In RZ	Times Scored	Total Pts	Rush TDs	Pass TDs	FGs Made	Failed to score inside RZ						
									FGA	Down	Int	Fumb	Half	Game	
Sep 07, 2009	at Florida State	W 38-34	4	4	24	3	3	0	1	0	0	0	0	0	0
Sep 17, 2009	GEORGIA TECH	W 33-17	6	4	24	3	1	2	1	2	0	0	0	0	0
Sep 26, 2009	at Virginia Tech	L 7-31	2	1	7	1	1	0	0	0	1	0	0	0	0
Oct 03, 2009	OKLAHOMA	W 21-20	3	2	14	2	0	2	0	0	0	0	0	1	0
Oct 10, 2009	FLORIDA A&M	W 48-16	8	6	34	4	2	2	2	0	1	1	0	0	0
Oct 17, 2009	at UCF	W 27-7	3	3	17	2	2	0	1	0	0	0	0	0	0
Oct 24, 2009	CLEMSON	L 37-40	1	1	7	1	0	1	0	0	0	0	0	0	0
Oct 31, 2009	at Wake Forest	W 28-27	3	3	21	3	1	2	0	0	0	0	0	0	0
Nov 07, 2009	VIRGINIA	W 52-17	6	6	38	5	3	2	1	0	0	0	0	0	0
Nov 14, 2009	at North Carolina	L 24-33	4	3	21	3	2	1	0	0	1	0	0	0	0
Nov 21, 2009	DUKE	W 34-16	6	4	20	2	1	1	2	0	0	0	1	1	0
Nov 28, 2009	at USF	W 31-10	5	4	24	3	2	1	1	0	1	0	0	0	0
Dec 29, 2009	vs Wisconsin Badgers	L 14-20	2	2	14	2	1	1	0	0	0	0	0	0	0
Totals			53	43	265	34	19	15	9	2	4	1	1	2	0

43 of 53 (81.1%)

**Opponents Inside Miami (Fla.) Red-Zone**

Date	Opponent	Score	Times In RZ	Times Scored	Total Pts	Rush TDs	Pass TDs	FGs Made	Failed to score inside RZ						
									FGA	Down	Int	Fumb	Half	Game	
Sep 07, 2009	at Florida State	W 38-34	3	2	13	2	1	1	0	0	0	0	0	1	0
Sep 17, 2009	GEORGIA TECH	W 33-17	3	2	10	1	1	0	1	1	0	0	0	0	0
Sep 26, 2009	at Virginia Tech	L 7-31	4	3	17	2	2	0	1	1	0	0	0	0	0
Oct 03, 2009	OKLAHOMA	W 21-20	3	3	17	2	1	1	1	0	0	0	0	0	0
Oct 10, 2009	FLORIDA A&M	W 48-16	3	3	9	0	0	0	3	0	0	0	0	0	0
Oct 17, 2009	at UCF	W 27-7	3	1	7	1	0	1	0	1	0	1	0	0	0
Oct 24, 2009	CLEMSON	L 37-40	4	3	13	1	0	1	2	0	0	1	0	0	0
Oct 31, 2009	at Wake Forest	W 28-27	3	3	17	2	1	1	1	0	0	0	0	0	0
Nov 07, 2009	VIRGINIA	W 52-17	1	1	3	0	0	0	1	0	0	0	0	0	0
Nov 14, 2009	at North Carolina	L 24-33	3	3	9	0	0	0	3	0	0	0	0	0	0
Nov 21, 2009	DUKE	W 34-16	3	2	6	0	0	0	2	1	0	0	0	0	0
Nov 28, 2009	at USF	W 31-10	2	2	10	1	0	1	1	0	0	0	0	0	0
Dec 29, 2009	vs Wisconsin Badgers	L 14-20	4	4	20	2	2	0	2	0	0	0	0	0	0
Totals			39	32	151	14	8	6	18	4	0	2	0	1	0

32 of 39 (82.1%)

**2009 U. Miami Football Statistics**  
**Miami (Fla.) By-Quarter Statistics (as of Dec 30, 2009)**  
**All games**

**3rd-Down Conversions**

Date	Opponent	Score	Overall		1st Qtr		2nd Qtr		3rd Qtr		4th Qtr		Overtime	
Sep 07, 2009	at Florida State	W 38-34	5-13	38.5	0-2	0.0	1-3	33.3	0-3	0.0	4-5	80.0		
Sep 17, 2009	GEORGIA TECH	W 33-17	8-13	61.5	2-2	100.0	2-4	50.0	1-1	100.0	3-6	50.0		
Sep 26, 2009	at Virginia Tech	L 7-31	1-11	9.1	1-3	33.3	0-3	0.0	0-2	0.0	0-3	0.0		
Oct 03, 2009	OKLAHOMA	W 21-20	8-13	61.5	4-5	80.0	0-1	0.0	2-3	66.7	2-4	50.0		
Oct 10, 2009	FLORIDA A&M	W 48-16	5-13	38.5	1-2	50.0	3-5	60.0	0-3	0.0	1-3	33.3		
Oct 17, 2009	at UCF	W 27-7	6-13	46.2	1-2	50.0	1-4	25.0	1-3	33.3	3-4	75.0		
Oct 24, 2009	CLEMSON	L 37-40	8-14	57.1	3-3	100.0	2-4	50.0	2-3	66.7	1-3	33.3	0-1	0.0
Oct 31, 2009	at Wake Forest	W 28-27	4-14	28.6	0-3	0.0	2-3	66.7	1-4	25.0	1-4	25.0		
Nov 07, 2009	VIRGINIA	W 52-17	8-14	57.1	0-2	0.0	3-5	60.0	4-4	100.0	1-3	33.3		
Nov 14, 2009	at North Carolina	L 24-33	4-13	30.8	2-4	50.0	0-2	0.0	1-4	25.0	1-3	33.3		
Nov 21, 2009	DUKE	W 34-16	14-21	66.7	1-5	20.0	5-6	83.3	5-6	83.3	3-4	75.0		
Nov 28, 2009	at USF	W 31-10	6-14	42.9	3-5	60.0	2-4	50.0	0-2	0.0	1-3	33.3		
Dec 29, 2009	vs Wisconsin Badgers	L 14-20	2-11	18.2	0-2	0.0	1-4	25.0	0-2	0.0	1-3	33.3		
	Miami (Fla.)		79-177	44.6	18-40	45.0	22-48	45.8	17-40	42.5	22-48	45.8	0-1	0.0
	Opponents		66-182	36.3	14-42	33.3	16-48	33.3	20-47	42.6	15-44	34.1	1-1	100.0

**4th-Down Conversions**

Date	Opponent	Score	Overall		1st Qtr		2nd Qtr		3rd Qtr		4th Qtr		Overtime	
Sep 07, 2009	at Florida State	W 38-34	1-1	100.0	1-1	100.0	0-0	0.0	0-0	0.0	0-0	0.0		
Sep 17, 2009	GEORGIA TECH	W 33-17	0-0	0.0	0-0	0.0	0-0	0.0	0-0	0.0	0-0	0.0		
Sep 26, 2009	at Virginia Tech	L 7-31	1-3	33.3	0-0	0.0	0-0	0.0	0-1	0.0	1-2	50.0		
Oct 03, 2009	OKLAHOMA	W 21-20	0-0	0.0	0-0	0.0	0-0	0.0	0-0	0.0	0-0	0.0		
Oct 10, 2009	FLORIDA A&M	W 48-16	1-2	50.0	0-0	0.0	0-0	0.0	0-0	0.0	1-2	50.0		
Oct 17, 2009	at UCF	W 27-7	0-1	0.0	0-0	0.0	0-0	0.0	0-1	0.0	0-0	0.0		
Oct 24, 2009	CLEMSON	L 37-40	0-0	0.0	0-0	0.0	0-0	0.0	0-0	0.0	0-0	0.0	0-0	0.0
Oct 31, 2009	at Wake Forest	W 28-27	1-1	100.0	0-0	0.0	0-0	0.0	0-0	0.0	1-1	100.0		
Nov 07, 2009	VIRGINIA	W 52-17	1-3	33.3	0-0	0.0	0-1	0.0	0-0	0.0	1-2	50.0		
Nov 14, 2009	at North Carolina	L 24-33	2-3	66.7	0-0	0.0	1-1	100.0	1-1	100.0	0-1	0.0		
Nov 21, 2009	DUKE	W 34-16	1-1	100.0	0-0	0.0	0-0	0.0	0-0	0.0	1-1	100.0		
Nov 28, 2009	at USF	W 31-10	1-2	50.0	1-1	100.0	0-0	0.0	0-0	0.0	0-1	0.0		
Dec 29, 2009	vs Wisconsin Badgers	L 14-20	0-3	0.0	0-0	0.0	0-1	0.0	0-1	0.0	0-1	0.0		
	Miami (Fla.)		9-20	45.0	2-2	100.0	1-3	33.3	1-4	25.0	5-11	45.5	0-0	0.0
	Opponents		4-10	40.0	1-1	100.0	1-3	33.3	0-1	0.0	2-5	40.0	0-0	0.0

**Time of Possession**

Date	Opponent	Score	Overall	1st Qtr		2nd Qtr		3rd Qtr		4th Qtr		Overtime
Sep 07, 2009	at Florida State	W 38-34	28:35	5:41		7:34		6:13		9:07		
Sep 17, 2009	GEORGIA TECH	W 33-17	33:35	6:06		8:15		8:41		10:33		
Sep 26, 2009	at Virginia Tech	L 7-31	26:40	5:48		6:07		7:55		6:50		
Oct 03, 2009	OKLAHOMA	W 21-20	30:43	9:12		5:33		6:18		9:40		
Oct 10, 2009	FLORIDA A&M	W 48-16	29:05	5:02		8:41		6:48		8:34		
Oct 17, 2009	at UCF	W 27-7	37:13	7:29		10:18		7:31		11:55		
Oct 24, 2009	CLEMSON	L 37-40	28:16	7:38		8:09		6:27		6:02		0:00
Oct 31, 2009	at Wake Forest	W 28-27	21:08	6:17		5:02		6:20		3:29		
Nov 07, 2009	VIRGINIA	W 52-17	36:00	6:23		10:26		11:01		8:10		
Nov 14, 2009	at North Carolina	L 24-33	29:34	6:32		8:09		7:27		7:26		
Nov 21, 2009	DUKE	W 34-16	38:26	10:42		8:00		10:40		9:04		
Nov 28, 2009	at USF	W 31-10	33:20	11:26		6:59		2:54		12:01		
Dec 29, 2009	vs Wisconsin Badgers	L 14-20	20:45	6:50		5:52		2:38		5:25		
	Miami (Fla.)	Total	393:20	95:06		99:05		90:53		108:16		0:00
		Avg.	30:15	7:18		7:37		6:59		8:19		0:00
	Opponents	Total	386:40	99:54		95:55		104:07		86:44		0:00
		Avg.	29:44	7:41		7:22		8:00		6:40		0:00



**2009 U. Miami Football Statistics**  
**Miami (Fla.) Games Played (as of Dec 30, 2009)**  
**All games**

##	PLAYER	GP-GS	FS	GT	VT	OU	FAMU	UCF	CU	WF	VA	NC	DU	USF
26	Armstrong, R.	10/1	XXX	XXX	XXX	XXX	XXX	START	XXX	...	...	...	XXX	XXX
57	Bailey, A.	13/10	START	START	START	XXX	XXX	START	XXX	START	START	START	START	START
3	Benjamin, T.	13/2	XXX	XXX	XXX	XXX	XXX	XXX	XXX	START	XXX	XXX	START	XXX
20	Berry, D.	13/-	XXX	XXX	XXX	XXX	XXX	XXX	XXX	XXX	XXX	XXX	XXX	XXX
25	Bosher, M.	13/-	XXX	XXX	XXX	XXX	XXX	XXX	XXX	XXX	XXX	XXX	XXX	XXX
11	Brown, A.	13/-	XXX	XXX	XXX	XXX	XXX	XXX	XXX	XXX	XXX	XXX	XXX	XXX
45	Buchanan, R.	13/2	XXX	XXX	XXX	XXX	XXX	XXX	XXX	XXX	XXX	START	XXX	XXX
47	Byrd, L.	13/9	START	START	START	XXX	XXX	START	XXX	START	START	XXX	START	START
87	Byrne, J.	13/-	XXX	XXX	XXX	XXX	XXX	XXX	XXX	XXX	XXX	XXX	XXX	XXX
43	Calhoun, J.	12/-	XXX	XXX	XXX	XXX	XXX	XXX	XXX	XXX	XXX	XXX	XXX	XXX
37	Campbell, J.	13/6	XXX	XXX	XXX	START	START	START	START	XXX	START	START	XXX	XXX
32	Chambers, L.	9/-	XXX	XXX	...	...	XXX	XXX	XXX	XXX	XXX	...	...	XXX
28	Collier, T.	12/1	XXX	XXX	START	XXX	XXX	XXX	XXX	XXX	XXX	XXX	...	XXX
2	Cooper, G.	12/8	START	START	XXX	XXX	...	XXX	START	START	START	START	XXX	START
18	Epps, D.	12/9	XXX	START	XXX	START	...	START	XXX	START	START	START	START	START
61	Figueroa, J.	12/9	XXX	START	XXX	START	START	...	START	START	START	START	START	XXX
99	Forston, M.	3/1	START	XXX	...	XXX	...	...	...	...	...	...	...	...
64	Fox, J.	11/11	START	START	START	START	START	START	START	START	START	START	START	...
74	Franklin, O.	13/13	START	START	START	START	START	START	START	START	START	START	START	START
58	Futch, J.	5/2	XXX	START	XXX	START	XXX	...	...	...	...	...	...	...
84	Gordon, R.	1/1	START	...	...	...	...	...	...	...	...	...	...	...
80	Graham, J.	13/1	XXX	XXX	START	XXX	XXX	XXX	XXX	XXX	XXX	XXX	XXX	XXX
24	Grant, C.	13/2	START	XXX	XXX	XXX	XXX	XXX	XXX	XXX	XXX	XXX	START	XXX
66	Gunn, H.	13/5	START	XXX	START	XXX	XXX	START	START	XXX	XXX	XXX	XXX	START
85	Hankerson, L.	13/12	START	START	START	START	START	START	START	XXX	START	START	START	START
95	Hardin, G.	1/-	...	...	...	...	...	...	...	...	...	...	...	...
1	Harris, B.	13/13	START	START	START	START	START	START	START	START	START	START	START	START
12	Harris, J.	13/13	START	START	START	START	START	START	START	START	START	START	START	START
46	Hayes, C.	1/-	...	...	...	...	...	...	...	...	...	...	...	XXX
19	Highsmith, A.	3/-	...	...	...	...	XXX	...	...	...	XXX	...	...	XXX
30	Hill, P.	3/-	XXX	XXX	XXX	...	...	...	...	...	...	...	...	...
13	Hill, R.	3/-	...	XXX	XXX	XXX	...	...	...	...	...	...	...	...
92	Holmes, J.	12/9	XXX	XXX	XXX	START	START	...	START	START	START	START	START	START
34	Holton, C.	12/-	...	XXX	XXX	XXX	XXX	XXX	XXX	XXX	XXX	XXX	XXX	XXX
63	Horn, T.	7/-	...	...	...	...	XXX	XXX	XXX	XXX	XXX	XXX	...	...
60	Ivory, C.	13/-	XXX	XXX	XXX	XXX	XXX	XXX	XXX	XXX	XXX	XXX	XXX	XXX
5	James, J.	12/7	START	START	START	START	START	START	XXX	...	XXX	XXX	START	XXX
22	James, M.	13/6	XXX	XXX	XXX	START	START	START	START	XXX	START	START	XXX	XXX
4	Johnson, A.	10/1	XXX	...	...	XXX	START	...	XXX	XXX	XXX	XXX	XXX	XXX
23	Johnson, T.	13/7	XXX	XXX	XXX	START	START	XXX	START	START	XXX	START	XXX	START
55	Jones, B.	5/-	...	...	...	...	XXX	...	...	...	XXX	...	XXX	XXX
91	Joseph, J.	13/11	XXX	START	START	START	START	START	START	START	START	START	XXX	START
3C	Kimball, K.	1/-	...	...	...	...	...	...	...	...	...	...	...	XXX
98	Lewis, J.	7/-	...	...	...	...	...	XXX	XXX	XXX	XXX	XXX	XXX	XXX
44	McCarthy, C.	13/10	START	XXX	START	XXX	XXX	START	START	START	START	START	START	START
21	McGee, B.	10/-	XXX	XXX	...	...	XXX	XXX	XXX	XXX	XXX	XXX	XXX	XXX
94	Moncur, E.	6/-	...	XXX	XXX	XXX	XXX	...	XXX	...	...	...	...	...

**2009 U. Miami Football Statistics**  
**Miami (Fla.) Games Played (as of Dec 30, 2009)**  
**All games**

##	PLAYER	GP-GS	FS	GT	VT	OU	FAMU	UCF	CU	WF	VA	NC	DU	USF
38	Nelms, C.	13/-	XXX	XXX	XXX	XXX	XXX	XXX	XXX	XXX	XXX	XXX	XXX	XXX
29	Nicolas, J.	3/-	XXX	XXX	XXX	...	...	...	...	...	...	...	...	...
17	Perrelli, M.	13/-	XXX	XXX	XXX	XXX	XXX	XXX	XXX	XXX	XXX	XXX	XXX	XXX
6	Phillips, R.	10/7	START	START	START	...	...	...	XXX	START	XXX	XXX	START	START
65	Pipho, M.	13/13	START	START	START	START	START	START	START	START	START	START	START	START
96	Porter, C.	8/-	...	...	...	...	XXX	XXX	...	XXX	XXX	XXX	XXX	XXX
54	Regis, M.	13/-	XXX	XXX	XXX	XXX	XXX	XXX	XXX	XXX	XXX	XXX	XXX	XXX
36	Robinson, K.	13/-	XXX	XXX	XXX	XXX	XXX	XXX	XXX	XXX	XXX	XXX	XXX	XXX
56	Robinson, M.	13/6	START	START	XXX	START	START	START	XXX	XXX	XXX	XXX	START	XXX
50	Sharpton, D.	13/12	XXX	START	START	START	START	START	START	START	START	START	START	START
9	Shields, S.	12/10	START	START	XXX	START	START	START	START	START	START	START	...	START
48	Smith, A.	11/7	START	START	...	START	START	START	START	...	XXX	XXX	XXX	START
31	Spence, S.	10/7	START	START	START	START	START	START	START	...	...	...	XXX	XXX
86	Streeter, T.	10/-	...	XXX	...	...	XXX	XXX	XXX	XXX	XXX	XXX	XXX	XXX
68	Symonette, I.	12/-	XXX	XXX	XXX	XXX	XXX	XXX	XXX	XXX	XXX	XXX	XXX	XXX
7	Telemaque, V.	12/11	...	START	START	START	START	XXX	START	START	START	START	START	START
83	Thompkins, K.	10/-	XXX	XXX	XXX	XXX	XXX	...	...	...	XXX	XXX	XXX	XXX
70	Trump, A.	13/13	START	START	START	START	START	START	START	START	START	START	START	START
33	Uribe, A.	6/-	...	XXX	XXX	XXX	XXX	XXX	XXX	...	...	...	...	...
8	Van Dyke, D.	12/8	START	...	START	XXX	START	XXX	XXX	START	START	XXX	START	START
35	Vernon, O.	11/2	XXX	XXX	START	...	...	XXX	XXX	XXX	XXX	XXX	XXX	XXX
72	Washington, B.	13/2	XXX	XXX	XXX	XXX	XXX	XXX	XXX	XXX	XXX	XXX	XXX	START
90	Wesley, S.	11/6	XXX	XXX	START	XXX	...	XXX	START	START	START	START	START	XXX

**2009 U. Miami Football Statistics**  
**Miami (Fla.) Total Tackles Game-by-Game (as of Dec 30, 2009)**  
**All games**

<b>Total Tackles</b>	<b>UA-A</b>	<b>Total</b>	<b>FS</b>	<b>GT</b>	<b>VT</b>	<b>OU</b>	<b>FAMU</b>	<b>UCF</b>	<b>CU</b>	<b>WF</b>	<b>VA</b>	<b>NC</b>	<b>DU</b>	<b>U</b>
Sharpton, D. LB	65-41	106	3-1	6-2	1-4	3-3	1-1	5-6	8-2	4-3	3-2	5-4	11-1	
McCarthy, C. LB	53-42	95	5-3	0-4	4-9	4-3	4-2	-	8-3	7-4	1-4	9-4	5-0	
Harris, B. DB	40-18	58	3-6	3-1	3-2	2-2	2-1	5-2	4-0	6-0	3-0	1-0	3-1	
Phillips, R. DB	35-18	53	4-2	3-2	3-4	DNP	DNP	DNP	3-3	5-2	-	6-0	3-0	
Telemaque, V. DB	29-19	48	DNP	1-2	2-0	6-3	2-1	1-0	2-2	3-2	-	2-1	5-1	
Shields, S.	28-13	41	2-2	5-1	2-2	3-2	3-0	-	1-2	6-1	4-2	-	DNP	
Spence, S. LB	19-17	36	2-1	0-2	2-6	5-5	4-0	4-3	1-0	DNP	DNP	DNP	-	
Bailey, A. DL	19-15	34	2-0	1-0	0-3	3-1	1-1	1-0	4-0	3-2	1-1	1-2	-	
Campbell, J. DB	20-11	31	2-1	1-0	0-2	1-3	1-0	0-2	2-0	2-0	3-1	4-0	1-0	
Van Dyke, D. DB	23-7	30	1-0	DNP	1-2	-	2-1	1-1	3-1	3-1	2-0	3-0	2-0	
Joseph, J. DL	12-17	29	1-0	1-0	2-3	1-3	3-3	1-2	2-0	1-2	-	0-1	-	
Buchanan, R. LB	20-8	28	1-0	-	1-0	-	3-2	-	1-1	3-0	3-0	4-2	-	
Vernon, O. DL	11-14	25	1-2	2-2	0-5	DNP	DNP	0-1	-	-	3-0	-	-	
Holmes, J.	13-9	22	-	0-1	0-2	2-0	1-0	DNP	1-2	2-3	-	1-1	4-0	
Armstrong, R. DB	14-7	21	1-0	-	1-1	4-3	1-0	1-2	3-0	DNP	DNP	DNP	1-0	
Regis, M. DL	7-12	19	1-0	0-2	0-3	2-0	1-2	1-1	0-1	0-1	-	-	-	
Wesley, S. DE	10-7	17	1-0	2-0	2-0	-	DNP	1-0	1-2	0-1	1-0	0-1	1-1	
Robinson, M. DL	9-8	17	2-0	0-1	0-1	1-2	2-2	1-0	0-1	1-1	2-0	-	-	
Smith, A. DL	10-5	15	1-1	2-0	DNP	-	1-1	0-1	-	DNP	1-0	2-0	-	
Brown, A. LB	8-5	13	1-0	0-1	-	1-0	1-1	2-0	1-0	-	1-0	1-0	-	
Nicolas, J. DB	3-7	10	2-2	-	1-5	DNP	DNP	DNP	DNP	DNP	DNP	DNP	DNP	
Grant, C. DB	8-2	10	1-1	-	-	1-0	1-0	0-1	1-0	-	1-0	-	3-0	
Moncur, E. DL	4-6	10	DNP	1-2	0-1	2-3	1-0	DNP	-	DNP	DNP	DNP	DNP	
Nelms, C. DB	4-3	7	-	-	-	1-0	-	1-1	-	-	1-0	-	1-0	
Holton, C. LB	4-3	7	DNP	-	-	0-2	2-0	-	-	-	-	-	1-0	
Uribe, A. K	4-3	7	DNP	-	-	-	1-1	2-1	1-1	DNP	DNP	DNP	DNP	
Bosher, M.	6-0	6	2-0	-	-	1-0	-	-	-	-	-	1-0	1-0	
Berry, D.	5-1	6	1-0	1-1	-	-	-	1-0	-	-	1-0	-	-	
Chambers, L.	3-1	4	-	0-1	DNP	DNP	1-0	-	-	1-0	-	DNP	DNP	
Futch, J. LB	2-2	4	1-0	1-0	0-1	-	0-1	DNP	DNP	DNP	DNP	DNP	DNP	
Porter, C. DL	2-2	4	DNP	DNP	DNP	DNP	-	-	DNP	0-1	1-0	1-0	-	
Lewis, J. DL	2-1	3	DNP	DNP	DNP	DNP	DNP	1-0	-	-	-	1-1	-	
Calhoun, J.	0-2	2	-	-	-	-	-	0-1	0-1	-	-	-	-	
Hill, R. DB	1-1	2	DNP	-	-	1-1	DNP	DNP	DNP	DNP	DNP	DNP	DNP	
McGee, B.	0-2	2	-	0-1	DNP	DNP	-	-	-	-	-	0-1	-	
Pipho, M.	1-0	1	-	-	-	1-0	-	-	-	-	-	-	-	
Gunn, H.	1-0	1	-	-	1-0	-	-	-	-	-	-	-	-	
Hankerson, L.	1-0	1	-	-	-	-	-	-	-	-	-	-	1-0	
Cooper, G.	1-0	1	-	-	1-0	-	DNP	-	-	-	-	-	-	
Franklin, O.	1-0	1	-	-	-	-	-	-	1-0	-	-	-	-	
Ivory, C.	1-0	1	-	-	-	-	-	-	-	-	-	1-0	-	
Streeter, T.	0-1	1	DNP	-	DNP	DNP	-	0-1	-	-	-	-	-	
James, M.	1-0	1	-	-	-	-	-	-	-	-	-	1-0	-	
Byrd, L.	1-0	1	-	-	-	-	-	-	-	-	-	1-0	-	
Thompkins, K.	0-1	1	-	-	-	-	0-1	DNP	DNP	DNP	-	-	-	
Graham, J.	1-0	1	-	-	-	-	-	-	1-0	-	-	-	-	
Robinson, K. LB	0-1	1	-	-	-	-	0-1	-	-	-	-	-	-	

**2009 U. Miami Football Statistics**  
**Miami (Fla.) Rushing/Receiving Game-by-Game (as of Dec 30, 2009)**  
**All games**

<b>RUSHING</b>	<b>No-Yds/TD</b>	<b>FS</b>	<b>GT</b>	<b>VT</b>	<b>OU</b>	<b>FAMU</b>	<b>UCF</b>	<b>CU</b>	<b>WF</b>	<b>VA</b>	<b>NC</b>	<b>DU</b>	<b>USF</b>
Cooper, G. RB	134-695/4	7-31/1	17-93/0	11-55/0	8-21/0	DNP	-	17-99/0	6-27/0	18-152/1	15-63/1	14-42/0	16-83/0
Berry, D. RB	93-616/8	-	-	-	-	14-162/1	14-60/1	8-55/1	7-26/1	12-53/2	6-41/1	16-76/1	12-114/0
James, J. RB	103-492/6	11-36/1	14-72/1	14-35/1	15-150/0	1-4/0	17-65/1	6-56/0	DNP	1-3/0	-	9-33/0	11-37/2
Chambers, L. RB	42-153/1	5-10/0	2-12/0	DNP	DNP	16-38/1	3-15/0	-	-	10-67/0	DNP	DNP	6-11/0
James, M. RB	15-46/1	-	-	4-3/0	1-3/0	4-14/1	1-1/0	-	1-7/0	4-18/0	-	-	-
Bosher, M.	1-26/0	-	-	-	-	-	-	-	-	-	1-26/0	-	-
Benjamin, T. WR	9-21/0	1-5/0	1-13/0	-	1-1/0	-	2--2/0	1--14/0	1-10/0	-	1--1/0	1-9/0	-
Collier, T. WR	4-10/0	2-13/0	-	1--6/0	-	-	-	-	-	-	-	DNP	-
Calhoun, J. FB	1-6/0	-	-	-	-	1-6/0	-	-	-	-	-	-	-
Highsmith, A. QB	1--2/0	DNP	DNP	DNP	DNP	1--2/0	DNP	DNP	DNP	-	DNP	DNP	-
TEAM	12--50/0	1--2/0	4--6/0	-	3--5/0	DNP	2--35/0	DNP	-	-	-	1--1/0	1--1/0
Harris, J. QB	48--219/1	3--3/1	1-0/0	4--28/0	4--30/0	1--7/0	7--34/0	3--19/0	6--44/0	4--25/0	2--13/0	3--11/0	1--4/0

<b>RECEIVING</b>	<b>No-Yds/TD</b>	<b>FS</b>	<b>GT</b>	<b>VT</b>	<b>OU</b>	<b>FAMU</b>	<b>UCF</b>	<b>CU</b>	<b>WF</b>	<b>VA</b>	<b>NC</b>	<b>DU</b>	<b>USF</b>
Hankerson, L. WR	45-801/6	4-72/0	1-35/0	3-79/0	1-1/0	2-42/1	4-64/1	5-87/1	5-97/0	2-40/1	7-92/0	8-143/1	2-21/1
Benjamin, T. WR	29-501/4	4-128/1	3-29/0	-	3-61/1	1-16/0	4-46/0	3-82/1	4-50/1	1-16/0	2-19/0	3-43/0	-
Byrd, L. WR	33-460/1	-	5-83/1	4-58/0	2-12/0	2-20/0	5-85/0	1-15/0	2-13/0	3-56/0	4-61/0	1-17/0	1-11/0
Johnson, A. WR	16-276/1	3-48/0	DNP	DNP	4-45/0	2-31/0	DNP	-	3-74/1	1-16/0	1-23/0	1-20/0	1-19/0
Collier, T. WR	18-250/1	2-28/0	-	-	1-3/0	1-28/0	1-28/0	3-36/0	4-78/0	-	1-8/0	DNP	-
Epps, D. TE	19-247/3	2-46/0	3-37/1	2-13/0	3-38/1	DNP	1-5/0	2-27/0	-	2-24/0	-	2-17/0	2-40/1
Graham, J. TE	17-213/5	-	1-14/1	-	1-18/1	1-7/1	2-42/0	1-8/0	1-2/0	1-5/1	1-14/1	5-73/0	-
Cooper, G. RB	18-132/1	2-24/1	3-32/0	-	1-3/0	DNP	-	1-4/0	1-2/0	1-6/0	7-37/0	1-2/0	1-22/0
Streeter, T. WR	5-114/0	DNP	-	DNP	DNP	3-55/0	1-12/0	-	-	-	-	-	-
James, M. RB	15-105/0	1-5/0	-	-	1-7/0	3-26/0	1-9/0	1--3/0	1-12/0	2-16/0	3-15/0	-	2-18/0
Johnson, T. TE	8-94/2	-	1-14/0	-	1-10/0	-	-	-	1-2/1	2-26/0	-	2-14/1	1-28/0
James, J. RB	13-85/0	3-35/0	2-12/0	-	1-4/0	1-3/0	-	-	DNP	1-8/0	-	2-19/0	1-2/0
Berry, D. RB	5-68/0	-	-	-	-	1-5/0	1-2/0	-	-	1-11/0	2-50/0	-	-
Thompkins, K. WR	2-33/1	-	-	-	-	1-18/0	DNP	DNP	DNP	1-15/1	-	-	-
Hill, P.	1-14/0	-	1-14/0	-	DNP	DNP	DNP	DNP	DNP	DNP	DNP	DNP	DNP
Chambers, L. RB	1-8/0	-	-	DNP	DNP	-	-	-	-	1-8/0	DNP	DNP	-
Calhoun, J. FB	1-4/0	-	-	-	-	1-4/0	-	-	-	-	-	-	-

**2009 U. Miami Football Statistics**  
**Miami (Fla.) Return Stats Game-by-Game (as of Dec 30, 2009)**  
**All games**

<b>PUNT RETURNS</b>	<b>No-Yds</b>	<b>FS</b>	<b>GT</b>	<b>VT</b>	<b>OU</b>	<b>FAMU</b>	<b>UCF</b>	<b>CU</b>	<b>WF</b>	<b>VA</b>	<b>NC</b>	<b>DU</b>	<b>USF</b>
Collier, T.	12-158	-	-	-	-	5-62	2-19	-	-	2-57	2-14	DNP	-
Benjamin, T.	9-57	2-7	1-14	1-10	2--3	2-52	-	1--3	-	-	-	-	-
Cooper, G.	4-8	1-0	-	1-1	-	DNP	-	-	-	-	-	2-7	-

<b>KICK RETURNS</b>	<b>No-Yds</b>	<b>FS</b>	<b>GT</b>	<b>VT</b>	<b>OU</b>	<b>FAMU</b>	<b>UCF</b>	<b>CU</b>	<b>WF</b>	<b>VA</b>	<b>NC</b>	<b>DU</b>	<b>USF</b>
Cooper, G.	26-582	5-177	2-61	3-74	4-88	DNP	-	1-27	-	3-45	2-30	-	3-25
James, M.	19-404	-	1-40	2-25	1-26	1-41	2-26	2-32	3-75	-	4-82	1-16	-
Harris, B.	2-63	-	-	-	-	2-63	-	-	-	-	-	-	-
Graham, J.	3-30	-	-	-	-	-	-	-	1-7	1-12	1-11	-	-
Sharpton, D.	2-22	-	-	-	-	-	-	-	-	-	1-9	1-13	-
Benjamin, T.	1-18	-	1-18	-	-	-	-	-	-	-	-	-	-
Calhoun, J.	2-17	-	-	-	-	-	-	-	-	-	-	2-17	-
Chambers, L.	1-11	-	-	DNP	DNP	1-11	-	-	-	-	DNP	DNP	-
Futch, J.	1-4	1-4	-	-	-	-	DNP	DNP	DNP	DNP	DNP	DNP	DNP

<b>INT. RETURNS</b>	<b>No-Yds</b>	<b>FS</b>	<b>GT</b>	<b>VT</b>	<b>OU</b>	<b>FAMU</b>	<b>UCF</b>	<b>CU</b>	<b>WF</b>	<b>VA</b>	<b>NC</b>	<b>DU</b>	<b>USF</b>
Phillips, R.	2-0	1-0	-	-	DNP	DNP	DNP	1-0	-	-	-	-	-
Regis, M.	2-2	-	-	-	-	-	-	-	-	1-2	-	-	-
Harris, B.	2-10	-	-	-	-	1-0	-	-	-	-	-	-	1-10
Sharpton, D.	1-73	-	-	-	-	-	-	-	-	-	-	1-73	-
McCarthy, C.	1-9	-	-	-	-	-	1-9	-	-	-	-	-	-
Van Dyke, D.	1--5	-	DNP	-	-	-	-	-	1--5	-	-	-	-

<b>FUMBLE RETURNS</b>	<b>No-Yds</b>	<b>FS</b>	<b>GT</b>	<b>VT</b>	<b>OU</b>	<b>FAMU</b>	<b>UCF</b>	<b>CU</b>	<b>WF</b>	<b>VA</b>	<b>NC</b>	<b>DU</b>	<b>USF</b>
Robinson, M.	1-53	-	-	-	-	-	-	1-53	-	-	-	-	-



