



CONTACT: Amy Woodruff, Associate Communications Director
 O: (305) 284-3241 | C: (813) 410-1194
 A.Woodruff@miami.edu | @CanesHoops

2013-14 SCHEDULE

DATE	OPPONENT	TV/RPI	TIME/SCORE
Oct. 30	Florida Tech (exh.)		W, 84-55
Nov. 8	St. Francis Brooklyn	176	L, OT, 62-66
Nov. 11	Georgia Southern	313	W, OT, 81-80
Nov. 14	Texas Southern	307	W, 84-69
Nov. 18	at College of Charleston &	229	W, 70-54
Nov. 21	UCF	219	L, 58-63
DIRECTV Wooden Legacy (Anaheim, Calif.)			
Nov. 28	vs. RV/- George Washington	32	L, OT, 63-71
Nov. 29	vs. Cal State Fullerton	303	W, 48-46
Dec. 1	vs. RV/RV Arizona State	40	W, 60-57
Dec. 4	at Nebraska!	69	L, 49-60
Dec. 8	Virginia Tech*	227	L, OT, 60-61
Dec. 19	at Savannah State	305	W, 68-51
Dec. 22	La Salle	91	W, 71-58
Dec. 30	Loyola (MD)	245	W, 71-48
Jan. 4	at No. 2 Syracuse*	4	L, 49-44
Jan. 8	at RV/RV North Carolina*	38	W, 63-57
Jan. 15	Florida State*	54	L, 53-63
Jan. 18	at Georgia Tech*	142	W, 56-42
Jan. 22	No. 18 Duke*	8	L, 46-67
Jan. 25	No. 2 Syracuse*	4	L, 52-64
Jan. 29	at Maryland*	68	L, 71-74
Feb. 1	Norfolk State	255	W, 64-49
Feb. 5	No. 25/22 Pittsburgh*	26	L, OT, 55-59
Feb. 8	NC State*	59	L, 55-56
Feb. 10	at Florida State*	54	W, 77-73
Feb. 15	at Virginia Tech*	227	6 p.m.
Feb. 19	Notre Dame*	RSN	9 p.m.
Feb. 22	Boston College*	ACCN	12 p.m.
Feb. 26	at 17/16 Virginia*	RSN	7 p.m.
March 1	at NC State*	ACCN	12 p.m.
March 4	at Clemson*	ACCN	8 p.m.
March 8	Wake Forest*	RSN	2 p.m.
March 12	ACC Tournament		

All home games are played at the BankUnited Center
 Game times are ET and subject to change
 * ACC game ! Big Ten/ACC Challenge
 & First game of Wooden Legacy, played in Charleston, S.C.
 ACCN - ACC Network RSN - Regional Sports Network
 All conference games on an ESPN network will also be available on WatchESPN.
 All conference games carried on ACCN or RSN will also be available on ESPN3.
 All games can be heard on WQAM 560 and Canes All Access on HurricaneSports.com

SOCIAL MEDIA

Website: HurricaneSports.com
Twitter, Instagram, Facebook: @CanesHoops

MIAMI MEDIA GUIDE

Miami is not printing media guides again this season.



MIAMI

HURRICANES
 (12-12, 3-8)

NATIONAL RANKING

--/--

LAST TIME OUT

W, 77-73 at Florida State

STATISTICAL LEADERS

Points per Game

Rion Brown, 14.5

Garrius Adams, 9.9

Rebounds per Game

Rion Brown, 6.0

Assists per Game

Garrius Adams, 2.8

VIRGINIA TECH

HOKIES
 (8-15, 1-10)

NATIONAL RANKING

--/--

LAST TIME OUT

L, 62-57 at No. 25 Pittsburgh

STATISTICAL LEADERS

Points per Game

Jarell Eddie, 14.0

Ben Emelogu, 11.1

Rebounds per Game

Jarell Eddie, 5.6

Assists per Game

Devin Wilson, 4.3

SETTING THE SCENE

Feb. 15, 2014 | 6 p.m.
 Cassell Coliseum | Blacksburg, Va.

TV: RSN
Radio: 560 WQAM
Web: WQAM.com | ESPN3

After leading Miami to the 2013 NCAA Sweet 16 and winning the school's first ACC regular season and tournament championships, **Jim Larrañaga** was honored as the AP, Naismith, USBWA Henry Iba, Adolph Rupp Cup and ACC Coach of the Year. The Bronx, N.Y., native helped Miami to a No. 2 national ranking by both the AP and USA TODAY, and a No. 2 seed in the NCAA Tournament. He is the 10th coach in the last 10 years to lead two top-10 programs.



THE GAME

Miami travels to Blacksburg, Va., for a rematch with Virginia Tech on Saturday, Feb. 15 at 6 p.m. The Canes lost the first game against the Hokies, 61-60 in overtime on Dec. 8., the ACC opener for both teams.

THE SERIES

Miami is 13-11 in the all-time series against Virginia Tech, which dates back to the 2000-01 season. The Canes are 7-4 against the Hokies at home, 1-2 on neutral courts and 5-5 on the road. UM is 7-10 vs. VT in ACC play and since the arrival of Coach L in 2010-11, Miami is 3-1 against Virginia Tech.

THE BROADCASTS

Catch the game on RSN with Wes Durham and Cory Alexander making the call.

Watch the game on these affiliates: FOX Sports Carolinas, FOX Sports South, FOX Sports Florida, Comcast SportsNet Mid-Atlantic, New England Sports Network Plus, FOX Sports Arizona Plus, FOX Sports Indiana Plus, FOX Sports North Plus, FOX Sports Midwest Plus, FOX Sports Southwest, FOX Sports Wisconsin, FOX Sports Prime Ticket, FOX Sports Detroit Plus, ROOT Sports Pittsburgh, ROOT Sports Rocky Mtn., ROOT Sports Northwest, MSG Plus, FOX Sports Ohio, ESPN3 (Subject to Blackout).

Also check out the game on 560 WQAM Radio with Joe Zagacki.

THE COACH

Head coach Jim Larrañaga has a 531-366 overall record in his 30th season as a head coach. He is 61-32 in his third season at the University of Miami.

THE POLLS (as of Feb. 12)

KenPom.com: Miami - 70, Virginia Tech- 209. NCAA RPI: Miami - 112, Virginia Tech- 227. SOS: Miami - 39

THE WEATHER

Projected temperatures on game day: Coral Gables - 75/58. Blacksburg, Va. - 34/19.

UP NEXT

Miami hosts a pair of ACC matchups when Notre Dame comes to town on Feb. 19, followed by a matchup against Boston College on Feb. 22.

2013-14 ROSTER

#	Name	Pos.	Ht.	Wt.	Yr.	Hometown Previous School (s)
3	Steve Sorenson	G	6-0	161	So.	Dallas, Texas St. Mark's School of Texas Walk on who played in eight games as a freshman ... First (and only) career point was a free throw against Duke on Jan. 23, 2013.
4	Raphael Akpejori	F	6-9	241	Sr.	Lagos, Nigeria Sunrise Christian Academy (Kan.) Averaging 19.3 mpg, 3.0 ppg & 4.0 rpg in last three outings after 5.3 mpg, .7 ppg & .8 rpg in non-conference ... Engineering major.
5	Davon Reed	G	6-6	208	Fr.	Ewing, N.J. Princeton Day School (N.J.) Shooting guard playing out of position at the point ... Notched 16 points in 25 min. against Syracuse (1/25) ... Season-best 19 pts vs. ASU.
11	Mike Fernandez	G	6-1	189	Fr.	Coral Gables, Fla. Belen Jesuit Walk on raised in Coral Gables, Fla. ... H.M. All-Dade County ... Hit 40 percent of field goals senior season.
12	Justin Heller	G	6-2	177	Sr.	Boca Raton, Fla. West Boca Raton Community Walk on who earned scholarship spring 2014 semester ... Played in 16 career games ... Scored first career points against Charlotte in 2012.
15	Rion Brown	G	6-6	211	Sr.	Hinesville, Ga. Liberty County Three-straight 20+ pt ACC games vs. MD, Pitt, NCST ... 7+ rebounds in 11 games ... Hitting 37.7% 3FG in ACC after 29.4% in non-conf.
20	Manu Lecomte	G	5-11	159	Fr.	Brussels, Belgium Athene des Pagodes 8.8 ppg in ACC / 7.5 ppg in non-conference ... Hit four FTs per game in last three ACC outings ... Season high 19 points at Maryland.
21	Erik Swoope	F	6-5	220	Sr.	Lake Elsinore, Calif. Harvard-Westlake Last 3 ACC games: 3.3ppg, 3.3rpg, 1.3apg, 0.7bpg, 50%FG ... Max bench press is 365 pounds.
22	Donnavan Kirk	F	6-9	228	Gr.	Pontiac, Mich. DePaul Detroit Country Day HS At FSU, 16 pts ... At MD, 9 points and 9 rebounds ... Block in 20 games, multiple blocks in 13 outings ... 7+ rebounds in 11 games.
23	Tonye Jekiri	C	7-0	235	So.	Hialeah, Fla. Champagnat Catholic School Nigeria At FSU 15 pts, 6 reb, 2 blocks ... Career-best 10 reb at UNC with 3 blocks & 2 steals ... 9 rebounds and 8 points vs. Duke ... Native of Nigeria.
25	Garrus Adams	G	6-6	200	Gr.	Apex, N.C. Middle Creek Five-straight games with double-digit scoring ... 5.8 rpg in last five outings ... 3+ assists in 14 games ... Career high 20 pts vs. UCF.
35	James Kelly	F	6-7	246	Jr.	Ann Arbor, Mich. Owens CC Pioneer HS Missed games at Maryland and vs. Norfolk State due to lower extremity injury ... 12 points, 9 rebounds in ACC debut vs. Virginia Tech.

REDSHIRTS (*will sit out 2013-14 season and have two years of eligibility remaining)

1	Deandre Burnett	G	6-2	191	Fr.	Miami, Fla. Carol City HS Sustained left wrist injury, redshirt for rookie season ... 2012 Parade All-American ... Avg. 37 ppg as a senior, third in the nation.
10	Sheldon McClellan *	G	6-5	206	Jr.	Houston, Texas Texas Bellaire Played 68 games, starting 24 at Texas ... In two seasons averaged 12.4 ppg, 3.6 rpg, 0.7 apg.
13	Angel Rodriguez *	G	5-11	181	Jr.	Cupey, P.R. Kansas State Miami Krop HS NABC All-District, All-Big 12, Big 12 All-Defensive Team ... Big 12 Co-Champions ... Played 65 career games, averaging 9.8 ppg, 4.2 apg.

LARRAÑAGA BY THE NUMBERS

1 - Coach Jim Larrañaga is one of four ACC coaches with a Final Four appearance to his credit.

4 - In 2006, Coach Jim Larrañaga became the first coach at a mid-major school to take his team to the NCAA Final Four in 27 years.

7 - Larrañaga is no stranger to the ACC. In his seven seasons as an assistant coach at Virginia, the Cavaliers participated in the NCAA Final Four in 1981 and 1984, won three ACC Championships and finished in the Top 5 of the AP rankings.

14 - Larrañaga has made 14 postseason appearances in the past 23 years, including six NCAA tournaments.

30 - Larrañaga is in his 30th year as a head coach and has successfully transitioned three institutions into successful programs: Miami, Bowling Green and George Mason.

LARRAÑAGA - WHY MIAMI?

Along with returning to the best basketball conference in the country, Coach L had a few personal reasons for accepting the head coaching job at Miami. Coach's grandfather was from Cuba, where he produced the Larrañaga [lare-en-YAH-ga] cigar. Coach's father was raised in Key West before moving to The Bronx, N.Y., getting married and raising six children. Coach L was raised in The Bronx, but vacationed to Florida as a boy. He also has owned a house in Sarasota - which he bought from Dick Vitale's daughter - for eight years, and three of his siblings have retired to Florida.

MIAMI VS. VIRGINIA TECH (13-11)

Since the rebirth of Miami basketball in 1985: 13-11
Since joining the ACC in 2004-05: 7-10
Since the arrival of Jim Larrañaga: 3-1

1/10/01	L	85-74	(a)
2/6/01	W	86-61	(h)
1/12/02	W	77-68	(a)
3/2/02	W	83-77	(h)
2/11/03	W	85-65	(h)
3/5/03	W	79-71	(a)
1/17/04	W	65-59	(a)
2/02/05	L	73-63	(h)
2/19/05	L	71-58	(a)
2/22/06	W	70-59	(h)
1/23/07	L	92-85	(h)
2/24/07	L	73-57	(a)
2/9/08	W	74-71	(a)
3/14/08	L	63-49	(n)
1/25/09	L	88-83 (OT)	(h)
3/12/09	L	65-47	(n)
1/13/10	L	66-81	(a)
1/31/10	W	82-75	(h)
3/12/10	W	70-65	(n)
1/30/11	L	72-68	(a)
2/9/12	W	65-49	(h)
1/30/13	W	73-64	(a)
2/27/13	W	76-58	(h)
12/8/14	L	61-60 (OT)	(h)

PRONUNCIATIONS

Players

5 Davon Reed	Dave-on
10 Raphael Akpejori	AHK-peh-jour-ee
15 Rion Brown	Ryan
20 Manu Lecomte	Man-ew La-cont
21 Erik Swoope	Swoope
23 Tonye Jekiri	Tahn-yay Jah-kEEr-EE
25 Garrus Adams	GARY-us

Coaches

Jim Larrañaga	LARE-uh-NAY-guh
Michael Huger	HUE-gur
Chris Caputo	Ca-poo-toe

CLASS BREAKDOWN

Graduates	Garrus Adams, Donnavan Kirk
Seniors	Raphael Akpejori, Rion Brown Justin Heller, Erik Swoope
Juniors	James Kelly, Sheldon McClellan Angel Rodriguez

Sophomores	Tonye Jekiri, Steve Sorenson
Freshmen	Deandre Burnett, Cornelius Elder Mike Fernandez, Manu Lecomte, Davon Reed

GEOGRAPHIC BREAKDOWN

BELGIUM	
Brussels	Manu Lecomte
NIGERIA	
Lagos	Raphael Akpejori
PUERTO RICO	
Cupey	Angel Rodriguez
UNITED STATES	
California	Erik Swoope
Florida	Deandre Burnett, Mike Fernandez Justin Heller, Tonye Jekiri
Georgia	Rion Brown
Michigan	James Kelly, Donnavan Kirk
New Jersey	Davon Reed
North Carolina	Garrus Adams
Texas	Steve Sorenson, Sheldon McClellan

2013-14 ACC STANDINGS

As of Feb. 12, 2014

Team	ACC	Overall
1. Syracuse	10-0 1.000	23-0 1.000
2. Virginia	11-1 .917	20-5 .800
3. Pitt	8-3 .727	20-4 .833
4. Duke	8-3 .727	19-5 .792
5. North Carolina	6-4 .600	16-7 .696
6. NC State	6-5 .545	16-8 .667
7. Clemson	6-5 .545	15-8 .652
8. Maryland	6-6 .500	14-11 .560
9. Florida State	5-7 .417	14-10 .583
10. Wake Forest	4-7 .364	14-10 .583
11. Notre Dame	4-8 .333	13-12 .520
12. Georgia Tech	3-8 .273	12-12 .500
13. Miami	3-8 .273	12-12 .500
14. Boston College	2-8 .200	6-17 .261
15. Virginia Tech	1-10 .091	8-15 .348

Miami was picked to finish 12th in the ACC in preseason polls

2013-14 QUICK HITS

- 9 newcomers (8 scholarship)
- 6 players return (4 scholarship)
- 0 starters return
- Nine scholarship players are available for 2013-14 season.
- 2 players will redshirt after transferring from Division I schools. One will redshirt due to injury.

• Six seniors in 2013-14, after having five seniors - who all earned their academic degree - last season.

• Miami is the only ACC team with zero returning starters. Additionally, Miami lost its six top players, who started 174 combined games. Rion Brown is the only Hurricane to start any games (6) last season, so the Canes return 6-of-180 starts, which is 3.3 percent.

• Miami returns 13.3 percent of points scored (9.3 ppg), 14.2 percent of rebounds (5.1 rpg) and 1.0 percent of assists (1.1 per game), all the lowest in the ACC.

• Coach Jim Larrañaga is one of five active ACC coaches with 400 or more wins.

• Miami's freshman class includes: Deandre Burnett - third in the nation in scoring as a senior with 37 ppg; Manu Lecomte - Belgium second division player; and Davon Reed - 2,000 point scorer who averaged 24 ppg as a senior.

• Two transfers joined the Canes this season in James Kelly, who averaged 17.9 ppg and 10.0 rpg in two JC seasons and Donnavan Kirk, who played 54 games for DePaul the past two seasons, leading the team in blocked shots.

• One year ago, Miami was selected fourth by the coaches and fifth by the media in preseason ACC polls, but finished the season as the regular season and tournament champion.

• Miami started the 2012-13 season unranked, but jumped to No. 2/2 in the nation by Feb. 18. The Canes ended the season No. 5/10.

• At that Operation Basketball, zero Hurricanes were selected for preseason All-ACC teams. At the end of the championship season, Jim Larrañaga was Coach of the Year, Shane Larkin was Player of the Year (coaches), and Durand Scott was Defensive Player of the Year while Larkin (1st & defensive), Kenny Kadji (2nd), and Scott (H.M. & defensive) were selected to ACSMA All-ACC teams. The coaches picked Scott for third team and Julian Gamble was listed on the Defensive Team with Scott and Larkin.

• Miami's top six players from the 2013 ACC Championship season combined for 5,399 career points, 2,744 rebounds, 966 assists, 480 steals, 369 blocked shots and 412 starts.

• All six of those six players have played professionally since graduating: Dallas Maverick Shane Larkin was selected No. 18 in the NBA Draft; Kenny Kadji (Cavaliers) and Trey McKinney Jones (Bucks) were with NBA teams during the preseason; Reggie Johnson was selected in the D-League Draft by the Delaware 87ers, Julian Gamble is playing in France and Durand Scott is in Spain.

• Shane Larkin was picked No. 18 overall in the 2013 NBA Draft. The ACC led all conferences with eight players selected in the Draft. Every ACC team has had at least one first round selection. With its four first-round selections, the ACC extends its streak of having at least one first-round draft pick to 25 consecutive years (1989-2013). Over the past five years (2009-13), the ACC leads all conferences with 27 first round picks.

• In 2013 Miami won the ACC regular season and tournament championships. The last team to win both titles outright was North Carolina in 2008. (Duke tied with Maryland in 2010 for regular season).

• Miami is the only school not from the state of North Carolina to win both the ACC regular season and tournament titles outright in the same season. (Georgia Tech was regular season tri-champion in 1985).

STRENGTH OF SCHEDULE

Of all ACC teams, Miami has the No. 1 strength of schedule in league games only. The Canes have faced Syracuse twice, as well as Duke and Pittsburgh.

SENIOR STARTING FIVE AT FLORIDA STATE

Coach Larrañaga started the oldest, most experienced and strongest lineup against the Seminoles: The seniors. Garrius Adams manned the PG position, flanked by wings Rion Brown and Erik Swoope. Donnavan Kirk and Raphael Akpejiori started in the paint for Miami. The starts for Swoope and Akpejiori were the first of the season, and just 18 and fourth, respectively, in their careers.

FORMER MAN-TO-MAN TEAM GETS IN THE ZONE

After playing man-to-man defense 95 percent of the time in his first 40 years of coaching, Jim Larrañaga's team is now playing zone 95 percent of the game. At FSU, though, the Canes played a mix of 1-2-2, 2-3, box-and-one, triangle-and-two, and man.

STIFLING D BY THE HURRICANES

While playing primarily zone, Miami has held 15 of its last 17 opponents to less than 70 points, and only four teams overall this season have scored more than 70 points on the Canes: 80-Georgia Southern, 71-George Washington, 74-Maryland, 73-Florida State.

In eight of the last 10 conference games, Miami has held opponents considerably below their offensive season scoring averages. Those eight teams entered the game with the Canes averaging a combined 75.6 points per game, but have been held to an average of 57.3 ppg.

Team	PPG	vs. UM	Difference
Syracuse	76.2	49	27.2
North Carolina	79.1	57	22.1
Florida State	74.3	63	11.3
Georgia Tech	70.7	42	28.7
Duke	82.6	67	15.6
Syracuse	72.0	64	8
Pittsburgh	74.4	59	15.4
NC State	71.9	56	15.9

CARDIAC CANES

Miami leads all ACC schools having played 12 games decided by five points-or-less or in overtime. Miami has played five overtime games and seven others that were decided in the final minutes. Miami is 1-4 in overtime this season and 3-4 in close games that ended in regulation.

BROWN AMONG MOST IMPROVED IN THE ACC

Rion Brown has improved his scoring 8.1 points per game from a season ago, the fifth-best improvement in the ACC this season. Trevor Cooney (+10.6) leads the ACC, T.J. Warren (+10.5) is second, followed by Jerami Grant (+8.9) and Marcus Paige (+8.8).

Player	10+ points	20+ points	7+ rebounds	2+ blocks	4+ assists
Adams	13	1	5	-	8
Akpejiori	-	-	1	1	-
Brown	19	5	11	-	6
Jekiri	2	-	7	3	1
Kelly	9	-	4	1	-
Kirk	10	1	11	13	-
Lecomte	9	-	-	-	6
Reed	5	-	-	-	2
Swoope	1	-	-	2	-

SERIES VS. VIRGINIA TECH

Overall	Miami leads 13-11
Games at Miami	7-4
Games at Blacksburg	5-5
Games on neutral courts	1-2
Current streak	VT won 1
Last meeting	Dec. 8, 2013, L, 61-60 (OT)
Larrañaga at UM vs. Virginia Tech	3-1

DID YOU KNOW

Miami has only three players 6-foot-9 or taller, and six guys are between 6'5 and 6'7, while seven Canes are 5'11 to 6'2.

Miami men's basketball has graduated 30 of 31 players in the past nine years and in just two seasons under Larrañaga, the team has had all nine seniors earn their degree. All six seniors on the 2013 ACC Championship team earned their degree, including current senior Garrius Adams.

Coach L became the first Miami coach to win 20+ games in his first two seasons at UM and only the fourth of 12 UM coaches to post two 20-win seasons.

Former Cane Rick Barry was named one of the Greatest Players in NBA History.

Miami native and former Cane James Jones won the 2010-2011 NBA All-Star Weekend 3-Point Contest and the NBA Championship in the 2011-2012 season.

Six-time NBA All Star Amar'e Stoudemire enrolled at UM last year and is taking classes to earn his bachelor's degree.

UM is in its 10th season in the ACC.

Coach L led the George Mason Patriots to the Final Four with big wins over some of basketball's elite teams such as Michigan State, UNC, and UConn. He was the first coach to take a mid-major to a Final Four in 27 years when his team advanced in 2006.

In 14 years at George Mason, Larrañaga led the Patriots to five NCAA Tournament appearances (2011, 2008, 2006, 2001, 1999), including the 2006 Final Four.

Miami basketball received APR (academic progress rate) Public Recognition Awards for being among the top 10 percent in APR in their sport. Miami ranks in the top 10 percent NCAA men's basketball with a 990 APR.

The University of Miami Department of Athletics recorded a Graduation Success Rate (GSR) of 92 percent. Miami's department-wide GSR is tied for third among ACC schools and 10th overall among FBS programs. UM has exceeded the NCAA average GSR in each of the last nine years.

According to latest US News & World Report rankings, the University of Miami is the top academic institution in the state of Florida and ranks 47th nationally.

The Hurricanes have made at least one trey in 859 of 864 games since the NCAA adopted the 3-point shot in 1986.

Miami has held 717 of its last 718 opponents to less than 100 points. UNC was the last team to score 100+, defeating UM 105-64 on Jan. 31, 2007.

The Canes have averaged 20+ wins in each of the last eight seasons.

UM has played in the postseason 14 of the past 19 years, six of which were in the NCAA Tournament. The Hurricanes have advanced to the postseason seven times in nine seasons, with five NIT appearances and two NCAA appearances.

UM COMMUNICATIONS

Assoc. AD for Communications Chris Freet
c.freet@miami.edu
MBB Contact Amy Woodruff
Associate Director of Communications
Work/Cell (305) 284-3241 / (813) 410-1194
Email a.woodruff@miami.edu
Website www.HurricaneSports.com

2013-14 UM QUICK FACTS

Location Coral Gables, Fla.
Stadium BankUnited Center
Press Row 305-284-2111
Capacity 7,900
Enrollment 15,524
Founded 1925
Colors Orange, Green, White
Nickname Hurricanes
Mascot Sebastian the Ibis
Conference Atlantic Coast
President Dr. Donna E. Shalala
Director of Athletics Blake James
Address 5821 San Amaro Drive
Coral Gables, Fla. 33146

2012-13 Overall Record 29-7
Home/Away/Neutral 14-1/10-3/5-3
2012-13 ACC Record 15-3
2012-13 ACC Finish 1
Returning / Lost 7/6
Newcomers 9

Head Coach Jim Larrañaga
Alma Mater Providence, 1971
Record at UM 61-32 / 3rd season
Overall Record 531-366 / 30th season

STAFF
Eric Konkol Wisconsin-Eau Claire, '00
Michael Huger Bowling Green, '94
Chris Caputo Westfield (Mass.) State, '02
Director of Operations Adam Fisher
Assoc. Director of Operations Jaime Vathielil
Athletic Trainer Wes Brown
Strength & Conditioning Coach Steve Felde

HISTORY
First Season of Basketball 1926
Overall All-Time Record 933-701
Year UM Joined ACC 2004-05
NCAA Appearances Seven
1960, 1998, 1999, 2000, 2002, 2008, 2013
Last NCAA Appearance L, 71-61
Sweet 16 vs. Marquette, 2013
NIT Appearances 10
1961, 1963, 1964, 1995, 1997,
2001, 2005, 2006, 2009, 2011
Last NIT Appearance L, 79-64
Quarterfinals vs. Alabama, 2011

COMMUNICATIONS POLICIES

All interview requests for assistant coaches or athletics department staff members must also be approved and cleared by the UM Communications office and/or basketball contact Amy Woodruff. Credential requests are taken via e-mail to Amy Woodruff (A.Woodruff@miami.edu). Any misuse of credentials will result in removal from the BankUnited Center and the permanent voiding of the credential. The UM locker room is closed at all times. For home games, Coach Larrañaga and a handful of Hurricane players will report to the media room for interviews following the opposing team's postgame press conference.

LED (TIED) THE TEAM IN...

	Points	Rebounds	Assists	Steals	Blocks
Adams	4	5 (1)	5 (7)	4 (9)	
Akpejiori		1		(1)	1 (2)
Brown	8 (1)	3 (3)	5 (7)	2 (7)	
Jekiri		3 (2)	(1)	1 (5)	2 (3)
Kelly	3			(2)	1 (3)
Kirk	5 (1)	8 (2)		1 (1)	12 (3)
Lecomte	1		4 (4)	1 (5)	
Reed	2		1 (2)	2 (2)	(2)
Swoope				(3)	2

THREE MINUTES OR LESS

Excluding Miami's losses to Nebraska and Duke, in UM's other 10 losses, the Canes have been within three points of their opponent with three minutes or less remaining in regulation.

Opponent	3:00	2:00	1:00	Outcome
St. Francis	Lead +1	Trail -2	Trail -1	L, 66-62 OT
UCF	-2	-6	-4	L, 63-58
GWU	Tied	+1	+2	L, 71-63 OT
Va. Tech	+4	+4	+3	L, 61-60 OT
at Syracuse	-3	-3	-3	L, 49-44
Florida State	-3	-6	-9	L, 63-53
vs. Syracuse	-3 (2:48)	-6	-6	L, 64-52
Maryland	-6	-8	-3 (0:39)	L, 74-71
Pittsburgh	-1	-2	-2	L, 59-55 OT
NC State	-4	-2	-1	L, 56-55

RECORD WATCH

Rion Brown is currently No. 10 on Miami's all-time list of 3-point shots made in a career. His 157 trail No. 9 Johnny Hemsley (164). Jack McClinton holds the record with 286 made from distance.

Brown is also closing in on 1,000 career points, as he currently has notched 960. Only 34 previous Canes have scored at least 1,000 points for UM, including Durand Scott and Reggie Johnson from last year's team, and Malcolm Grant from Coach L's first season at the U.

MIAMI'S TOP SEVEN, A YEAR AGO

A season ago, only two of Miami's top seven guys were playing for the Canes, while another was out with injury. Four of Miami's current top seven players were scattered across the world.

Manu Lecomte - An amateur in a professional league in Belgium.

Garrius Adams - Sitting out while rehabbing a knee injury.

Rion Brown - Miami's seventh man, averaged 6.3 ppg in 20.3 mpg in ACC.

Donnavan Kirk - At DePaul, in the BIG EAST Conference.

Tonye Jekiri - At UM, averaging 1.7 ppg in 6.9 ACC minutes.

Davon Reed - Princeton Day School (N.J.)

James Kelly - Owens Community College.

RION BROWN REBOUNDS

Senior Rion Brown, a 6-6 guard is averaging 6.0 rebounds, up from his 2.2 career average prior to the season. This season Brown has grabbed seven or more rebounds in 11 games. In his previous three seasons, he had only three games with 7+ boards. He pulled down seven once last year and had games with eight and seven as a rookie.

Year	Games	Rebounds	Average
Freshman	36	72	2.0
Sophomore	31	86	2.8
Junior	36	72	2.0
Senior	24	145	6.0

CANES GET TO THE LINE

Miami scored 24 points at the line at FSU, on 33 attempts, both team highs in ACC play. In the last five games, Miami has averaged 27.0 FT attempts, hitting 18.4.

FIRSTS UNDER JIM LARRAÑAGA

First game: Nov. 11, 2011 vs. Tennessee Tech. W, 69-58.
First starting lineup: Malcolm Grant, Durand Scott, Garrius Adams, Erik Swoope, Kenny Kadji.
First opening tip: Miami - Kenny Kadji.
First UM FG: 18:38, Durand Scott, 3-pointer.
First lead: 18:38, 3-0.
First halftime score: Tennessee Tech 32, Miami 27.
First win: Nov. 11, 2011. Miami 69, Tennessee Tech 58.
Attendance at first game: 3,600.
First loss: Nov. 25, 2011 at Ole Miss, 64-61 (OT).
First road win: Dec. 22, 2011 at Charlotte, 76-61.
First ACC game: Jan. 7, 2012 at Virginia, L, 52-51.
First ACC win: Jan. 18, 2012 vs. Clemson, 76-73.
First ACC regular season title: 2012-13

JIM LARRAÑAGA = PROGRAM CHANGER

In Coach L's Two Seasons at Miami ...

- ACC Regular Season and Tournament Championships
- .710 winning percentage
- Two 20-win seasons
- Two postseason appearances with three victories
- 15 ACC wins in 2013
- One All-American

Seven Seasons before Coach L at UM ...

- .561 winning percentage
- Best conference finish was fifth place
- One NCAA Tournament appearance
- Most ACC wins was eight

In Coach L's 14 Seasons at George Mason ...

- .626 winning percentage
- 13 straight winning seasons
- A Final Four appearance
- 5 trips to the NCAA tournament
- 9 postseason appearances
- First national ranking
- First appearance in Top 10
- First wins over Top 10 teams
- Winningest coach in league history

Seven Seasons before Coach L at GMU...

- .340 winning percentage
- 7 straight losing seasons
- 0 postseason appearances
- Worst team in the CAA

CANES IN THE NCAA TOURNAMENT

Season	Coach	Overall	Conf.	Record
1959-60	Bruce Hale	23-4		0-1
1997-98	Leonard Hamilton	18-10	11-7	0-1
1998-99	Leonard Hamilton	23-7	15-3	1-1
1999-00	Leonard Hamilton	23-11	13-3	2-1
2001-02	Perry Clark	24-8	10-6	0-1
2007-08	Frank Haith	23-11	8-8	1-1
2012-13 Jim Larrañaga		29-7	15-3	2-1

20-WIN SEASONS AT MIAMI

Season	Coach	Overall	Conf.	W-L	Postseason
1946-47	Hart Morris	20-7			
1959-60	Bruce Hale	23-4			NCAA
1960-61	Bruce Hale	20-7			NIT
1962-63	Bruce Hale	23-5			NIT
1963-64	Bruce Hale	20-7			NIT
1964-65	Bruce Hale	22-4			
1998-99	Leonard Hamilton	23-7	BIG EAST	15-3	NCAA
1999-00	Leonard Hamilton	23-11	BIG EAST	13-3	NCAA
2001-02	Perry Clark	24-8	BIG EAST	10-6	NCAA
2007-08	Frank Haith	23-11	ACC	8-8	NCAA
2009-10	Frank Haith	20-13	ACC	4-12	
2010-11	Frank Haith	21-15	ACC	6-10	NIT
2011-12	Jim Larrañaga	20-13	ACC	9-7	NIT
2012-13	Jim Larrañaga	29-7	ACC	15-3	NCAA

RECAPPING MIAMI AT FLORIDA STATE

Starting 5: Garrius Adams, Rion Brown, Erik Swoope, Raphael Akpejori, Donnavan Kirk ... Garrius Adams scored in double-figures (12) for the fifth straight game and 13th time this season. Adams recorded his 68th assist Monday, setting a new personal best for a season. His previous season high of 66 was set during the 2010-2011 season ... After Monday's game, Rion Brown set career highs in games started (23), minutes (832), points (349), rebounds (145) and assists (54). Brown scored in double-figures (14) for the sixth straight game and 19th time this season. Rion Brown has hit multiple threes in six-straight games, connecting on two against Florida State ... Manu Lecomte has recorded an assist in 10 straight games (29 during the stretch). Lecomte has recorded the best 5-game scoring stretch of his freshman campaign, scoring 59 points during the span ... Donnavan Kirk has recorded a block in 20 games this year (45) and is six away from setting a career best, previously set in 2012-13 at DePaul (50) ... Raphael Akpejori has scored in three straight games for the first time this season, scoring four against Florida State, two against Pittsburgh and three vs. NC State. He also recorded a season high three blocks, topping his previous high of one set against Syracuse on 1/25/14 ... Tonye Jekiri scored a career high 15 points Monday night against FSU, surpassing his previous high of 10 set on 12/30/13 against Loyola. Jekiri's rebounds (113) and minutes (488) have now doubled his rebound and minutes production from the 2012-13 season (55 rebounds/235 minutes).

2013-14 SIGNING CLASS

A consensus Top 60 player, **Ja'Quan Newton** of Neumann-Goretti High in Philadelphia, is a 6-2, 180-pound guard listed as the No. 55 player in ESPN's Top 100 list. **James Palmer**, a senior at St. John's College High, is a 6-foot-4, 180-pound guard from Washington, D.C., who helped his squad to a 20-win season by averaging 12 points, five rebounds and two assists as a junior. **Omar Sherman**, out of Duncanville, Texas, is a 6-foot-8, 220-pound forward who is a four-star prospect, according to ESPN and Scout.com. **Ivan Cruz Uceda** is a 6-foot-10, 240-pound forward originally from Madrid, Spain, ranked No. 55 overall by ESPN. Cruz Uceda will be available to play a pair of seasons for Miami following his two years at Harcum College in Pennsylvania.

The four newcomers will join an already talented 2014-15 class, which includes redshirt-freshman Deandre Burnett, who is out this season with an injury, and transfers Sheldon McClellan and Angel Rodriguez, who are currently sitting out due to NCAA transfer rules.

MIAMI'S LARGEST IN 2013-14

Lead	33, vs. Loyola, 12/30
Deficit	23, vs. Duke, 1/22
Margin of Victory	23, vs. Loyola, 12/30
Margin of Defeat	21, vs. Duke, 1/22
Halftime Lead	23, vs. Loyola, 12/30
Halftime Deficit	12, vs. Duke, 1/22
Deficit in Win	12, vs. Texas Southern, 11/14
Halftime Deficit in Win	6, vs. Arizona State, 12/1
Lead in Loss	13, vs. Virginia Tech, 12/8
Halftime Lead in Loss	8, vs. Virginia Tech, 12/8

STATS BREAKDOWNS

In Miami's 12 wins:

Six players average 7.3 ppg or better.
Miami scores 67.8 ppg, shooting 46.8% FG.
The Canes average 34.9 rpg, 12.7 apg and 5.7 spg.
Rion Brown shoots 44.4% FG and grabs 6.9 rpg.
Donnavan Kirk averages 11.4 ppg and Manu Lecomte 9.3 ppg.

In Miami's 12 losses:

Two players average 7.4 ppg or more.
Miami scores 55.7 ppg, shooting 36.6% FG.
The Canes average 34.8 rpg, 8.8 apg and 4.7 spg.
Rion Brown shoots 40.1% FG and grabs 5.2 rpg.
Donnavan Kirk averages 6.8 ppg and Manu Lecomte 6.9 ppg.

In ACC home games:

Miami shoots 35.4% FG and 31.5% 3FG.
UM makes 9.5 FT per game.
The Canes hold opponents to 39.4% 3FG.

In ACC road games:

Miami shoots 45.8% FG and 36.0% 3FG.
UM makes 14.8 FT per game.
The Canes hold opponents to 29.9% 3FG.

COACH L VS. THE ACC

vs. Boston College 5-0	vs. NC State 2-3
vs. Clemson 3-0	vs. Notre Dame 0-0
vs. Duke 2-2	vs. Pittsburgh 0-1
vs. Florida State 3-2	vs. Syracuse 0-2
vs. Georgia Tech 4-1	vs. Virginia 1-1
vs. Maryland 2-2	vs. Virginia Tech 3-1
vs. North Carolina 4-2	vs. Wake Forest 1-1

MIAMI IN NATIONAL STATS

As of Feb. 9, Miami is ranked No. 10 in the country in scoring defense, holding opponents to just 59.3 points per game. The Canes are also ranked No. 26 in field goal percentage defense, at just 39.6 percent. UM is No. 10 in personal fouls per game, No. 14 in fewest fouls, No. 48 in fewest turnovers, No. 48 in turnovers per game.

ACC TELECONFERENCE

Coach L will speak on the ACC teleconference every week at 11:20 a.m. There will be an instant replay of each teleconference on the Conference's internet site, theACC.com each Monday afternoon.

COACHING COORDINATORS FOR MIAMI

Miami's assistant coaching staff is set up in a coordinator system, with Eric Konkol as the offensive coordinator, Michael Huger manning the defense and Chris Caputo handling the scout for every opponent.

SHARING THE LEAD

Nine Canes have shared team-highs in five statistical categories this season. Six guys have led the team in scoring and five have led or shared top rebounding honors. Five Canes led in assists, nine in steals and six in blocks. *For a complete chart, see page 4 of the notes.*

STARTERS BY GAME

SFB	Lecomte	Adams	Brown	Kirk	Jekiri
GSU	Lecomte	Adams	Brown	Kirk	Jekiri
TSU	Lecomte	Adams	Brown	Kirk	Jekiri
CoFC	Lecomte	Adams	Brown	Kirk	Kelly
UCF	Lecomte	Adams	Brown	Kirk	Kelly
GWU	Lecomte	Adams	Brown	Kirk	Jekiri
CSF	Reed	Adams	Brown	Kirk	Kelly
ASU	Reed	Adams	Brown	Kirk	Kelly
NEB	Reed	Adams	Brown	Kirk	Kelly
VT	Reed	Adams	Brown	Kirk	Kelly
SSU	Reed	Adams	Brown	Kirk	Kelly
LaSalle	Reed	Adams	Brown	Kirk	Kelly
Loyola	Reed	Adams	Brown	Kirk	Kelly
Syracuse	Reed	Adams	Brown	Kirk	Kelly
UNC	Reed	Adams	Brown	Kirk	Kelly
FSU	Lecomte	Adams	Brown	Kirk	Jekiri
GT	Lecomte	Adams	Brown	Kirk	Jekiri
Duke	Lecomte	Adams	Brown	Kirk	Jekiri
Syracuse	Lecomte	Adams	Brown	Kirk	Jekiri
Maryland	Lecomte	Adams	Brown	Kirk	Jekiri
Norfolk	Lecomte	Adams	Brown	Kirk	Jekiri
Pittsburgh	Lecomte	Adams	Reed	Kirk	Jekiri
NC State	Lecomte	Adams	Brown	Kirk	Jekiri
FSU	Swoope	Adams	Brown	Kirk	Akpejori

RECORD BY STARTING LINEUP

Lecomte, Adams, Brown, Kirk, Jekiri	4-7
Lecomte, Adams, Brown, Kirk, Kelly	1-1
Reed, Adams, Brown, Kirk, Kelly	6-3
Lecomte, Adams, Reed, Kirk, Jekiri	0-1
Adams, Brown, Swoope, Kirk, Akpejori	1-0

PRO CANES

James Jones	Miami Heat
Shane Larkin	Dallas Mavericks
John Salmons	Toronto Raptors

Will Frisby	Fort Wayne Mad Ants (D-League)
Robert Hite	Canton Charge (D-League)
Lance Hurdle	Springfield Armor (D-League)
Reggie Johnson	Delaware 87ers (D-League)
DeQuan Jones	Reno Bighorns (D-League)
Trey McKinney Jones	FortWayne Mad Ants (D-League)

Brian Asbury	Hapoel Holon (Israel)
Julian Gamble	St Vallier Basket Drome (France)
Malcolm Grant	Halifax Rainmen (Canada)
Leroy Hurd	Al Ahli (Dubai)
Kenny Kadji	NY Phantoms (Germany)
Anthony King	Artland Dragons (Germany)
Darius Rice	Hitachi Sunrockers (Japan)
Durand Scott	Obradoiro (Spain)
Adrian Thomas	Shimane Susanoo Magic (Japan)

COACH L COACHING TREE

Jamie Angeli - Assoc. Women's Basketball HC - City College of New York
Joe Barer - HC - Davenport Assumption High School
Scott Cherry - HC - High Point
Bill Courtney - HC - Cornell
Kent Dernbach - Assistant - University of Wisconsin Stephens Point
Brian Ellerbe - Former HC - Michigan. Now assistant - DePaul
Jerry Francis - Former HC - Prairie View
Mike Gillian - Former HC - Longwood University
Stan Heath - HC - University of South Florida
Marc Iavaroni - Former HC - Memphis Grizzlies. Former assistant - LA Clippers
James Johnson - HC - Virginia Tech
Derek Kellogg - HC - UMass
Scott Lombardi - Director of Men's Basketball Operations - George Mason
Steve Merfeld - Former HC - Evansville. Now assistant - Creighton
Keith Noftz - Former assistant - Central Michigan. Now HC McKinley HS
Jeff Schneider - Former HC - Cal Poly San Luis Obispo
Anthony Solomon - Former HC - St. Bonaventure. Now assistant - Notre Dame
Ricky Stokes - Former head coach - Virginia Tech. Former HC - East Carolina
Jeff Westlund - HC - Bethel University
Ricky Yahn - HC - Concordia University

LARRAÑAGA ADDED TO UM FACULTY

Coach Jim Larrañaga has been appointed as Adjunct Assistant Professor of Kinesiology and Sport Sciences at the University of Miami. Due to his head coaching responsibilities, Larrañaga will be a guest lecturer at several different classes in the School of Education and Human Development throughout the semester.

LARRAÑAGA DELIVERS UM COMMENCEMENT SPEECH

Coach L delivered an inspirational 10-minute Commencement speech in May to the College of Arts and Sciences and the Rosenstiel School of Marine and Atmospheric Science graduates.

LARRAÑAGA CONTRACT EXTENDED THROUGH 2022

The University of Miami extended Coach Jim Larrañaga's contract through May 31, 2022, Director of Athletics Blake James announced in September. Larrañaga first signed a five-year contract in April 2011, then was granted a three-year extension in 2012. Larrañaga signed the nine-year contract following the Canes' historical run in 2013, which culminated with the Bronx, N.Y., native earning AP, Naismith and USBWA Henry Iba National Coach of the Year honors. He was also the ACC Coach of the Year as well as NABC, Basketball Times and USBWA District Coach of the Year.

CURRENT CANES VS. VIRGINIA TECH

Garrus Adams			Total			3-Point			F-Throw			Rebounds													
Year	GP	GS	Min	Avg	FG	FGA	Pct	FG	FGA	Pct	FT	FTA	Pct	Off	Def	Tot	Avg	PF	FO	Ast	TO	Blk	Stl	Pts	Avg
01/13/10	1		20		2	7	.286	2	7	.286	0	0	.000	1	1	2	2.0	1	0	1	1	0	2	6	
01/31/10	1		13		1	2	.500	1	2	.500	0	0	.000	0	1	1	1.5	0	0	0	0	0	0	3	
2010-11	1	1	29		4	9	.444	3	7	.429	0	0	.000	1	1	2	2.0	4	0	1	2	0	1	11	
12-08-13	1	1	34		5	9	.556	2	4	.500	2	4	.500	0	3	3	3.0	2	0	2	0	1	1	14	
TOTAL	4	2	96	24.0	12	27	.444	8	20	.400	2	4	.500	2	6	8	2.0	7	0	4	3	1	4	34	8.5

Raphael Akpejori	Min	Avg	FG	FGA	Pct	FG	FGA	Pct	FT	FTA	Pct	Off	Def	Tot	Avg	PF	FO	Ast	TO	Blk	Stl	Pts	Avg	
2010-11	1	1	0	0	.000	0	0	.000	0	0	.000	0	0	0	0.0	2	0	0	0	0	0	0	0	
2011-12	1	0	0	0	.000	0	0	.000	0	0	.000	0	0	0	0.0	0	0	0	0	0	0	0	0	
2012-13	1	2	0	0	.000	0	0	.000	0	0	.000	0	0	0	0.0	0	0	0	0	0	0	0	0	
12-08-13	1	9	0	1	.000	0	0	.000	0	0	.000	0	2	2	2.0	2	0	0	1	0	0	0	0	
TOTAL	4	0	12	3.0	0	1	.000	0	0	.000	0	0	2	2	0.5	4	0	0	1	0	0	0	0	0.0

Rion Brown	Min	Avg	FG	FGA	Pct	3FG	3FGA	3Pct	FT	FTA	Pct	Off	Def	Tot	Avg	PF	FO	Ast	TO	Blk	Stl	Pts	Avg	
2010-11	1	21	3	7	.429	1	5	.200	0	0	.000	0	3	3	3.0	2	0	0	1	0	0	7		
2011-12	1	18	3	3	1.000	1	1	1.000	1	2	.500	2	1	3	3.0	0	0	0	1	0	1	8		
01-30-13	1	6	1	1	1.000	0	0	.000	0	0	.000	0	1	1	1.0	1	0	0	0	0	0	2		
02-27-13	1	1	7	0	0	.000	0	0	.000	4	6	.667	1	1	2	1.5	1	0	0	0	2	0	4	
12-08-13	1	1	38	4	15	.267	1	5	.200	0	0	.000	2	2	4	4.0	2	0	2	0	0	1	9	
TOTAL	5	2	110	22.0	13	34	.382	5	18	.278	1	2	5	8	13	2.6	6	0	4	4	0	2	32	6.4

Tonye Jekiri	Min	Avg	FG	FGA	Pct	3FG	3FGA	3Pct	FT	FTA	Pct	Off	Def	Tot	Avg	PF	FO	Ast	TO	Blk	Stl	Pts	Avg	
01-30-13	1	6	1	1	1.000	0	0	.000	0	0	.000	0	1	1	1.0	1	0	0	0	0	0	2		
02-27-13	1	7	0	0	.000	0	0	.000	4	6	.667	1	1	2	1.5	1	0	0	0	2	0	4		
12-08-13	1	21	1	5	.200	0	0	.000	0	0	.000	3	4	7	7.0	0	0	0	0	1	0	2		
TOTAL	3	0	34	11.3	2	6	.333	0	0	.000	4	6	4	6	10	3.3	2	0	0	0	3	0	8	2.7

James Kelly	Min	Avg	FG	FGA	Pct	FG	FGA	Pct	FT	FTA	Pct	Off	Def	Tot	Avg	PF	FO	Ast	TO	Blk	Stl	Pts	Avg	
12-08-13	1	*	31	5	14	.357	0	1	.000	2	2	1.000	3	6	9	9.0	4	0	0	2	0	1	12	12.0

Donnavan Kirk	Min	Avg	FG	FGA	Pct	FG	FGA	Pct	FT	FTA	Pct	Off	Def	Tot	Avg	PF	FO	Ast	TO	Blk	Stl	Pts	Avg	
12-08-13	1	*	29	2	7	.286	0	1	.000	2	4	.500	4	7	11	11.0	1	0	0	3	2	0	6	6.0

Manu Lecomte	Min	Avg	FG	FGA	Pct	FG	FGA	Pct	FT	FTA	Pct	Off	Def	Tot	Avg	PF	FO	Ast	TO	Blk	Stl	Pts	Avg	
12-08-13	1		27	3	8	.375	0	1	.000	1	2	.500	0	4	4	4.0	2	0	2	3	0	1	7	7.0

Davon Reed	Min	Avg	FG	FGA	Pct	FG	FGA	Pct	FT	FTA	Pct	Off	Def	Tot	Avg	PF	FO	Ast	TO	Blk	Stl	Pts	Avg	
12-08-13	1	*	32	4	10	.400	1	3	.333	1	2	.500	2	3	5	5.0	0	0	0	3	0	0	10	10.0

Erik Swoope	Min	Avg	FG	FGA	Pct	3FG	3FGA	3Pct	FT	FTA	Pct	Off	Def	Tot	Avg	PF	FO	Ast	TO	Blk	Stl	Pts	Avg	
2010-11	1	1	0	0	.000	0	0	.000	0	0	.000	0	0	0	0.0	0	0	0	1	0	0	0		
2011-12	1	0	0	0	.000	0	0	.000	0	0	.000	0	0	0	0.0	0	0	0	0	0	0	0		
2012-13	1	2	0	0	.000	0	0	.000	0	0	.000	0	1	1	1.0	0	0	0	0	0	0	0		
12-08-13	1	4	0	0	.000	0	0	.000	0	0	.000	1	1	2	2.0	0	0	1	0	0	0	0		
TOTAL	4	0	7	1.8	0	0	.000	0	0	.000	0	0	1	2	3	0.8	0	0	1	1	0	0	0	0.0

MIAMI'S RECORD WHEN...

RECORD	ALL		COACH L	
	ACC	AT UM	ACC	ACC
All games	12-12	3-8	61-32	27-18
Home	5-8	0-6	33-13	14-9
Away	6-3	3-2	21-14	13-9
Neutral	1-1		7-5	n/a
November	4-3		12-6	n/a
December	4-2	0-1	12-6	0-1
January	2-5	2-5	14-8	12-8
February	2-2	1-2	14-7	13-7
March			9-5	2-2
Vs. Top 10 opponents	0-2	0-2	2-6	2-5
Vs. Top 25 opponents (includes Top 10)	0-4	0-4	5-13	4-9
Vs. RV opponents	2-1	1-0	7-2	2-0
Vs. teams over .500 on game day	6-11	3-8	38-29	18-17
Vs. teams under .500 on game day	2-0		15-2	7-1
Vs. teams at .500 on game day	2-1		7-1	2-0
While UM is in the top 25			16-4	12-3
While UM is RV (only)			7-3	2-1
Leading at halftime	11-2	3-2	49-9	21-6
Trailing at halftime	1-10	0-6	10-23	4-12
Tied at halftime			4-0	2-0
Single overtime	1-4	0-2	2-6	1-2
Double overtime			2-0	1-0
In overtime games	1-4	0-2	4-6	2-2
Leading with 2:00 left in regulation	10-2	3-1	55-4	25-1
Trailing with 2:00 left in regulation	1-10	0-7	5-26	2-16
Tied with 2:00 left in regulation	1-0		1-1	0-1
UM shoots 50% or better from field	4-1	0-1	18-1	6-1
UM shoots 40-49% from field	7-1	3-1	37-8	19-6
UM shoots under 40% from field	1-10	0-6	6-23	2-11
Opp. shoots 50% or better from field	1-1	1-1	3-9	2-5
Opp. shoots 40-49% from field	3-5	0-3	24-13	10-7
Opp. shoots under 40% from field	8-6	2-4	34-10	15-6
UM shoots 70% or better from the line	4-5	1-2	30-15	11-10
UM shoots less than 70% from the line	8-7	2-6	31-17	16-7
UM has more 3-point FGs	4-5	0-4	25-12	15-10
UM has fewer 3-point FGs	6-6	1-4	23-12	9-7
3-point FGs are even	2-1	2-0	4-1	3-1
Four or more Canes in double figures	6-0	1-0	31-6	12-5
Three Canes score in double figures	4-6	2-3	22-16	11-6
Two or less Canes score in double figures	2-6	0-5	8-10	4-7
UM outrebounds opponent	9-5	1-4	39-13	15-9
Opp. outrebounds UM	3-7	2-4	20-19	11-9
Tied in rebounds			2-0	1-0
UM records 10 or more steals	1-0		9-3	3-1
UM records 15 or more assists	4-0	1-0	17-0	9-0
UM commits less than 15 turnovers	11-11	3-7	53-26	24-14
UM commits 15 or more turnovers	1-1	0-1	8-6	3-4
UM commits less turnovers than opp.	7-3	2-1	37-11	15-3
UM commits more turnovers than opp.	5-7	1-5	20-14	10-10
Tied in turnovers	0-2	0-2	4-7	2-5
UM scores 59 points or less	2-8	1-6	6-15	4-9
UM scores between 60-69 points	4-3	1-1	16-11	7-4
UM scores between 70-79 points	4-1	1-1	28-6	13-5
UM scores between 80-89 points	2-0		7-0	1-0
UM scores between 90-99 points			4-0	2-0
UM scores 100 or more points			0-0	0-0
Playing during the afternoon	5-5	1-4	21-10	9-7
Playing in the evening (5 p.m. or later)	7-7	2-4	39-21	18-11
Games decided by three points or less	2-3	0-3	7-8	4-6
Games decided by four to 10 points	3-6	2-3	18-12	9-8
Games decided by 11-20 points	6-2	1-1	25-11	8-3
Games decided by more than 20 points	1-1	0-1	11-1	6-1

UM SINCE THE ARRIVAL OF JIM LARRAÑAGA IN 2011

- 2013 ACC Regular Season Champions
- 2013 ACC Tournament Champions
- Ranked No. 2/2 - Miami's program high - Feb. 18, 2013
- No. 1 seed at 2013 ACC Tournament
- No. 2 seed in 2013 NCAA Tournament
- Won school record 29 games in 2013
- Won 15 ACC games in 2013
- 14-game win streak (tied 1946-47 & 2001-02) from Jan. 2 - Feb. 19, 2013
- 13-0 start in 2013 conference play, topping school-best nine ACC victories, which was set in 2011-12
- Sophomore Shane Larkin selected No. 18 in the 2013 NBA Draft by Atlanta Hawks, then traded to Dallas Mavericks
- All six seniors earned academic degree from UM: Garrius Adams, Julian Gamble, Reggie Johnson, Kenny Kadji, Trey McKinney Jones, Durand Scott
- Defeated No. 1 Duke, 90-63, on Jan. 23, 2013 in Coral Gables
- Defeated Duke twice within 12 months, at both Cameron Indoor Stadium and the BankUnited Center
- First team to beat Duke and UNC by 20+ points in the same season since Maryland in '74-'75 season
- First team to beat Duke and UNC by 25+ points since the start of ACC play in 1953
- Defeated three teams in The Triangle in the same season: UNC, Duke & NC State
- In 2012-13 defeated three teams in the Top 20 for the first time since joining the ACC - the last time was in 1999-00
- Students camped out for the game vs. Duke more than four hours before tipoff, then did it again for the game vs. Florida State
- Five home sellouts of 7,972 fans vs. Duke, Florida State, North Carolina, Virginia and Clemson
- Set a record for the most games with 1,200 or more students (7)
- Set record student average attendance at 808. The past average attendance was 641 per game
- Set the record for cumulative season student attendance at 12,008. The previous record was 10,269

AWARDS

- 2013 AP Coach of the Year - Jim Larrañaga
- 2013 Naismith Coach of the Year - Jim Larrañaga
- 2013 ACC Coach of the Year - Jim Larrañaga
- 2013 Henry Iba National Coach of the Year - Jim Larrañaga
- 2013 Adolph Rupp Cup Coach of the Year - Jim Larrañaga
- 2013 ACC Player of the Year (Coaches) - Shane Larkin
- 2013 ACC Defensive Player of the Year - Durand Scott
- Five All-ACC selections: Shane Larkin 1st team, Kenny Kadji 2nd team & 3rd team, Scott H.M. (twice)
- Three ACC Defensive Team players: Shane Larkin, Durand Scott, Julian Gamble
- 2012 ACC All-Rookie Team - Shane Larkin
- 2013 ACC All-Academic Team - Raphael Akpejori
- 2013 ACC Tournament MVP - Shane Larkin
- Four ACC All-Tournament team nods: Shane Larkin (1st), Durand Scott (1st), Julian Gamble (2nd), Trey McKinney Jones (2nd)
- Four ACC Player of the Week awards: Reggie Johnson (2012), Durand Scott (2012 & 2013) and Shane Larkin (2013)
- One ACC Rookie of the Week: Shane Larkin (2012)

CURRENT PLAYER AWARDS IN 2012-13

- Raphael Akpejori**
- All-ACC Academic Team
 - NABC Honors Court
 - ACC Academic Honor Roll
- Justin Heller**
- ACC Academic Honor Roll
- Steve Sorenson**
- ACC Academic Honor Roll

COACH LARRAÑAGA'S MILESTONE VICTORIES

Victory	Date	Opponent	Score	School
50	02/10/88	Miami (Ohio)	65-59	Bowling Green
100	02/23/91	Kent State	84-57	Bowling Green
150	12/22/94	at Ohio State	59-50	Bowling Green
200	12/27/97	Northeastern	66-60	George Mason
250	12/20/00	Coastal Carolina	81-65	George Mason
300	12/02/03	East Carolina	76-65	George Mason
350	01/26/06	William & Mary	81-58	George Mason
400	02/27/08	William & Mary	68-59	George Mason
450	12/08/10	Loyola (Md.)	66-52	George Mason
500	01/05/12	at Georgia Tech	62-49	Miami

MIAMI HIGHS		OPPONENT HIGHS		MIAMI LOWS		OPPONENT LOWS	
Points	84 - Texas Southern, 11/14	Points	80 - Georgia Southern, 11/11	Points	44 - at Syracuse, 1/4	Points	42 - Georgia Tech, 1/18
Points/Half	44 - Texas Southern, 11/14	Points/Half	39 (2nd) - Florida State, 1/15	Points/Half	13 - Nebraska, 12/4	Points/Half	17 (2x) last - Georgia Tech, 1/18
Field Goals Made	35 - Texas Southern, 11/14	Field Goals Made	29 - George Washington, 11/28	Field Goals Made	16 - Nebraska, 12/4	Field Goals Made	13 - Georgia Tech, 1/18
Field Goal Att.	69 - 2x last vs. Virginia Tech, 12/8	Field Goal Att.	69 - vs. Virginia Tech, 12/8	Field Goal Att.	40 - at Syracuse, 1/4	Field Goal Att.	42 - Co. of Charleston, 11/18
Field Goal Pct.	.571 - at Savannah State, 12/19	Field Goal Pct.	.560 - at Maryland, 1/29	Field Goal Pct.	.311 - St. Francis Brooklyn, 11/8	Field Goal Pct.	.295 - Georgia Tech, 1/18
3-Point FG Made	10 - Texas Southern, 11/14	3-Point FG Made	12 - vs. Virginia Tech, 12/8	3-Point FG Made	0 - St. Francis Brooklyn, 11/8	3-Point FG Made	3 - at Syracuse, 1/4
3-Point FG Att.	28 - Florida State, 1/15	3-Point FG Att.	34 - vs. Virginia Tech, 12/8	3-Point FG Att.	10 - Duke, 1/22	3-Point FG Att.	11 - vs. Syracuse, 1/25
Free Throws Made	25 - Georgia Southern, 11/11	Free Throws Made	19 - vs. Pittsburgh, 2/5	Free Throws Made	2 - Florida State, 1/15	Free Throws Made	5 - George Washington, 11/28
Free Throw Att.	33 - at Florida State, 2/10	Free Throw Att.	27 - vs. Syracuse, 1/25	Free Throw Att.	4 - at Syracuse, 1/4	Free Throw Att.	9 - George Washington, 11/28
Rebounds	50 - vs. Virginia Tech, 12/8	Rebounds	45 - St. Francis Brooklyn, 11/8	Rebounds	24 - vs. Syracuse, 1/25	Rebounds	21 - at Savannah State, 12/19
Assists	21 - Texas Southern, 11/14	Assists	16 - Arizona State, 12/1	Assists	4 - Georgia Tech, 1/18	Assists	7 - vs. NC State, 2/8
Steals	12 - Texas Southern, 11/14	Steals	10 - Nebraska, 12/4	Steals	1 - 2x, last vs. Syracuse, 1/25	Steals	1 - Florida State, 1/15
Blocks	8 (2x) last at Florida State, 2/10	Blocks	7 - Duke, 1/22	Blocks	0 - vs. NC State, 2/8	Blocks	0 (3x) - last vs. NC State, 2/8
Turnovers	16 - at Savannah State, 12/19	Turnovers	17 - St. Francis Brooklyn, 11/8	Turnovers	4 - Florida State, 1/15	Turnovers	5 - vs. Syracuse, 1/25
Victory Margin	23 - vs. Loyola, 12/30	Victory Margin	21 - Duke, 1/22	Victory Margin	1 - Georgia Southern, 11/11	Victory Margin	1 (2x) last vs. NC State, 2/8

MIAMI INDIVIDUAL HIGHS	
Points	25 (2x) - last Rion Brown at Maryland, 1/29
Field Goals Made	9 - Donnavan Kirk - Florida State, 1/15
Field Goal Attempts	18 - Garrus Adams vs. St. Francis Brooklyn, 11/8
3-Point FG Made	5 - 3x last Rion Brown Florida State, 1/15
3-Point FG Attempts	11 - Rion Brown at Nebraska, 12/4
Free Throws Made	12 - Rion Brown at Maryland, 1/29
Free Throw Attempts	13 - Rion Brown at Maryland, 1/29
Rebounds	11 - 3x last Donnavan Kirk vs. Virginia Tech, 12/8
Assists	9 - Rion Brown vs. Texas Southern, 11/14
Blocks	4 (5x) - last Erik Swoope vs. Norfolk State, 2/1

OPPONENT INDIVIDUAL HIGHS	
Points	27 (2x) - last T.J. Warren, NC State, 2/8
Field Goals Made	9 - 2x last Jarell Eddie, Virginia Tech, 12/8
Field Goal Attempts	23 - Jarell Eddie, Virginia Tech, 12/8
3-Point FG Made	6 - Jarell Eddie, Virginia Tech, 12/8
3-Point FG Attempts	14 - Jarell Eddie, Virginia Tech, 12/8
Free Throws Made	9 (2x) - last T.J. Warren, NC State, 2/8
Free Throw Attempts	12 - Lamar Patterson, Pittsburgh, 2/5
Rebounds	15 - 2x, last Jabari Parker, Duke, 1/22
Assists	9 - Jonathan Gilling, Arizona State, 12/1
Blocks	4 - Jordan Bachynski, Arizona State, 12/1

THE LAST TIME ...

Player Scored 30 Points

Miami Durand Scott (32), vs. NC State, 3/16/13
Opponent Ryan Kelly (36), at Duke, 3/2/13

Player Scored 35 Points

Miami Jack McClinton (35) vs. North Carolina, 3/15/09
Opponent Ryan Kelly (36), at Duke, 3/2/13

Player Scored 40 Points

Miami Darius Rice (43) vs. Connecticut, 1/20/03
Opponent Sean Singletary (41), Virginia, 3/1/08

Two Players Scored 20 Points

Miami Shane Larkin (28), Trey McKinney Jones (20) vs. North Carolina, 3/17/13
Opponent Omari Grier (27), Raymond Taylor (20) FAU, 12/17/11

Three Players Scored 20 Points

Miami Dwayne Collins (23), Brian Asbury (21), Jack McClinton (20) vs. Virginia Tech, 1/25/09
Opponent Travis Mays (40), Alvin Heggs (22), Lance Blanks (21), Texas, 2/22/89

Five Players Scored in Double Figures

Miami James Kelly (17), Donnavan Kirk (15), Rion Brown (13), Manu Lecomte (12), Davon Reed (11), Garrus Adams (10) vs. Texas Southern, 11/14/13
Opponent Jon Scheyer (27), DeMarcus Nelson (19), Kyle Singler (12), Greg Paulus (12), Lance Thomas (10) Duke, 2/20/08

Six Players Scored in Double Figures

Miami James Kelly (17), Donnavan Kirk (15), Rion Brown (13), Manu Lecomte (12), Davon Reed (11), Garrus Adams (10) vs. Texas Southern, 11/14/13

Player Grabbed 15 Rebounds

Miami Reggie Johnson (20) vs. Florida Atlantic, 3/16/11
Opponent Jabari Parker (15), Duke, 1/22/14

Two Players Grabbed 10 Rebounds

Miami Rion Brown (10), Tonye Jekiri (10), at North Carolina, 1/8/14
Opponent Marcus Ginyard (12), John Henson (12), North Carolina, 3/2/10

Three Players Grabbed 10 Rebounds

Miami Mark Richardson (11), Eric Brown (10), Joe Wylie (10) vs. FIU, 3/6/89
Opponent Matt Harpring (12), Dion Glover (10), Michael Maddox (10), Georgia Tech, 12/2/797

Player Had 10 Assists

Miami Durand Scott (10) vs. North Carolina Central, 11/14/09
Opponent Kendall Marshall (10), North Carolina, 3/11/11

Player Had 10 Blocks

Miami Anthony King (10) vs. Florida Atlantic, 11/29/04
Opponent Jarvis Varnado (10), Mississippi State, 12/13/07

Player Had a Double-Double

Miami Garrus Adams (12 pts, 10 rebs) vs. Norfolk State, 2/1/14
Opponent Jabari Parker (17 pts, 15 rebs) Duke, 1/22/14

Player Had a Triple-Double

Miami Anthony King (11 pts, 10 reb, 13 blks) vs. Florida Atlantic, 11/29/04
Opponent Brendan Haywood (18 pts, 14 reb, 10 blks), North Carolina, 12/4/00

Two Players Had Double-Doubles

Miami Reggie Johnson (22 pts, 11 rebs) & Kenny Kadji (12 pts, 12 rebs), vs. Stetson, 11/9/12
Opponent Hasheem Thabeet (19 pts, 14 reb), A.J. Price (13 pts, 11 reb), Connecticut, 11/23/08

Team Scored 100 Points

Miami 108 vs. Nova Southeastern, 11/16/09
Opponent 105, North Carolina, 1/31/07

Team Scored 50 Points in a Half

Miami 51, (2nd half) at Hawaii, 12/22/12
Opponent 51 (2nd half), UCF, 12/18/10

Team Shot 50 Percent in Both Halves

Miami .500 (10-20) / .500 (12-24) at Maryland, 1/29/14
Opponent .538 (14-26) / .500 (16-32) vs. Georgia Tech, 3/6/13

Team Shot 60 Percent in a Half

Miami .696 (16-23), second half, at Maryland, 1/29/14
Opponent .619 (13-21), second half, Florida State, 1/15/14

Team Shot 70 Percent in a Half

Miami .739 (17-23), first half, at Florida State, 2/13/13

Team Shot 60 Percent in a Game

Miami .638 (30-47), at Florida State, 2/13/13
Opponent .622 (23-37), Clemson, 12/21/08

Team Shot Less Than 30 Percent in a Game

Miami .291 (16-55), FGCU, 11/13/12
Opponent .295 (13-44), Georgia Tech, 1/18/14

Miami 84, Florida Tech 55 Exhibition BankUnited Center 10-30-13

Florida Tech 0-0 tot-fg 3-pt fg fga fg ft fta of de tot pf tp a to b s min ... TOTAL FG% 1st Half: 8-35 22.9% 2nd Half: 16-34 47.1%

Miami 0-0 tot-fg 3-pt fg fga fg ft fta of de tot pf tp a to b s min ... TOTAL FG% 1st Half: 13-30 43.3% 2nd Half: 13-30 43.3%

Officials: Jacyn Goble, JB Caldwell, Alan Spainhour Technical fouls: Florida Tech-None. University of Miami-None.

Score by Periods 1st 2nd Total Florida Tech 18 37 55 Miami 40 44 84

Points in the paint-FITM 30,UM 30. Points off turnovers-FITM 12,UM 15. 2nd chance points-FITM 6,UM 25. Fast break points-FITM 14,UM 17.

St. Francis Brooklyn 66, Miami 62 (OT) Game 1 11-08-13 BankUnited Center

St. Francis Brooklyn 1-0 tot-fg 3-pt fg fga fg ft fta of de tot pf tp a to b s min ... TOTAL FG% 1st Half: 10-34 29.4% 2nd Half: 9-22 40.9%

Miami 0-1 tot-fg 3-pt fg fga fg ft fta of de tot pf tp a to b s min ... TOTAL FG% 1st Half: 8-29 27.6% 2nd Half: 8-23 34.8%

Officials: Brian Dorsey, Bernard Clinton, Louie Andrakos Technical fouls: St. Francis Brooklyn-None. University of Miami-None.

Score by Periods 1st 2nd OT Total St. Francis Brooklyn 27 29 10 66 University of Miami 26 30 6 62

Points in the paint-SFBK 26,UM 30. Points off turnovers-SFBK 15,UM 16. 2nd chance points-SFBK 13,UM 11. Fast break points-SFBK 3,UM 4.

Miami 81, Ga. Southern 80 (OT) Game 2 11-11-13 BankUnited Center

Georgia Southern 1-1 tot-fg 3-pt fg fga fg ft fta of de tot pf tp a to b s min ... TOTAL FG% 1st Half: 10-24 41.7% 2nd Half: 13-27 48.1%

Miami 1-1 tot-fg 3-pt fg fga fg ft fta of de tot pf tp a to b s min ... TOTAL FG% 1st Half: 8-27 29.6% 2nd Half: 13-32 40.6%

Officials: Ray Natili, Tim Nestor, JB Caldwell Technical fouls: Georgia Southern-None. University of Miami-None.

Score by Periods 1st 2nd OT Total Georgia Southern 32 35 13 80 University of Miami 35 32 14 81

Points in the paint-GASO 24,UM 30. Points off turnovers-GASO 12,UM 14. 2nd chance points-GASO 6,UM 20. Fast break points-GASO 4,UM 2.

Miami 84, Texas Southern 69 Game 3 11-14-13 BankUnited Center

Texas Southern 2-1 tot-fg 3-pt fg fga fg ft fta of de tot pf tp a to b s min ... TOTAL FG% 1st Half: 11-30 36.7% 2nd Half: 12-24 50.0%

Miami 2-1 tot-fg 3-pt fg fga fg ft fta of de tot pf tp a to b s min ... TOTAL FG% 1st Half: 18-36 50.0% 2nd Half: 17-33 51.5%

Officials: Karl Hess, Michael Roberts, Ray Perone Technical fouls: Texas Southern-None. University of Miami-None.

Score by Periods 1st 2nd Total Texas Southern 32 37 69 University of Miami 44 40 84

Points in the paint-TSU 22,UM 38. Points off turnovers-TSU 13,UM 26. 2nd chance points-TSU 11,UM 15. Fast break points-TSU 2,UM 8.

Miami 70, College of Charleston 54 Game 4 11-18-13 TD Arena

Miami 3-1 tot-fg 3-pt fg fga fg ft fta of de tot pf tp a to b s min ... TOTAL FG% 1st Half: 16-31 51.6% 2nd Half: 10-20 50.0%

Charleston 1-3 tot-fg 3-pt fg fga fg ft fta of de tot pf tp a to b s min ... TOTAL FG% 1st Half: 9-16 56.3% 2nd Half: 10-26 38.5%

Officials: Roger Ayers, Tim Kelly and Tony Greene Technical fouls: University of Miami-None. College of Charleston-None.

Score by Periods 1st 2nd Total University of Miami 40 30 70 College of Charleston 25 29 54

Points in the paint-UM 30,COFC 24. Points off turnovers-UM 16,COFC 7. 2nd chance points-UM 10,COFC 8. Fast break points-UM 6,COFC 4.

UCF 63, Miami 58 Game 5 11-21-13 BankUnited Center

UCF 3-1 tot-fg 3-pt fg fga fg ft fta of de tot pf tp a to b s min ... TOTAL FG% 1st Half: 11-28 39.3% 2nd Half: 15-31 48.4%

Miami 3-2 tot-fg 3-pt fg fga fg ft fta of de tot pf tp a to b s min ... TOTAL FG% 1st Half: 10-29 34.5% 2nd Half: 13-30 43.3%

Officials: Karl Hess, Roger Ayers, Michael Roberts Technical fouls: UCF-None. University of Miami-None.

Score by Periods 1st 2nd Total UCF 28 35 63 University of Miami 21 37 58

Points in the paint-UCF 36,UM 32. Points off turnovers-UCF 12,UM 10. 2nd chance points-UCF 7,UM 7. Fast break points-UCF 8,UM 10.

RV/- George Washington 71, Miami 63 (OT) Game 6 11-28-13 Titan Gym

Table with columns: # Player, tot-fg, 3-pt, fg, fga, fgt, fta, rebounds, of, de, tot, pf, tp, a, to, b, s, min. Includes player stats for Donnavan Kirk, Tonye Jekiri, Rion Brown, etc.

TOTAL FG% 1st Half: 11-25 44.0% 2nd Half: 9-25 36.0% Game: 36.2%
3-Pt. FG% 1st Half: 2-4 50.0% 2nd Half: 4-8 50.0% Game: 35.3%
F Throw % 1st Half: 2-2 100% 2nd Half: 11-13 84.6% Game: 88.2%

George Washington 5-Otot-fg 3-pt fg fga fgt fta of de tot pf tp a to b s min. Includes player stats for Larsen, Kevin, ARMWOOD, Isaiah, etc.

TOTAL FG% 1st Half: 12-28 42.9% 2nd Half: 12-27 44.4% Game: 47.5%
3-Pt. FG% 1st Half: 3-6 50.0% 2nd Half: 3-7 42.9% Game: 50.0%
F Throw % 1st Half: 0-0 0.0% 2nd Half: 5-9 55.6% Game: 55.6%

Officials: Mike Scyphers, Ken Ditty, Michael Irving
Technical fouls: University of Miami-None. George Washington-None.
Attendance: 1966

Score by Periods 1st 2nd OT Total
University of Miami 26 33 4 63
George Washington 27 32 12 71

Points in the paint-UM 22,GW 34. Points off turnovers-UM 7,GW 17.
2nd chance points-UM 15,GW 6. Fast break points-UM 4,GW 4.
Bench points-UM 17,GW 19. Score tied-6 times. Lead changed-7 times.
Last FG-UM OT-00:20, GW OT-01:37.
Largest lead-UM by 6 1st-17:35, GW by 12 2nd-14:20.

Miami 48, Cal State Fullerton 46 Game 7 11-29-13 Titan Gym

Table with columns: # Player, tot-fg, 3-pt, fg, fga, fgt, fta, rebounds, of, de, tot, pf, tp, a, to, b, s, min. Includes player stats for Donnavan Kirk, Garris Adams, etc.

TOTAL FG% 1st Half: 10-22 45.5% 2nd Half: 11-27 40.7% Game: 42.9%
3-Pt. FG% 1st Half: 1-10 10.0% 2nd Half: 2-9 22.2% Game: 15.8%
F Throw % 1st Half: 2-4 50.0% 2nd Half: 1-6 16.7% Game: 30.0%

Cal State Fullerton 2-5 tot-fg 3-pt fg fga fgt fta of de tot pf tp a to b s min. Includes player stats for Horne, Marquis, Boyd, Joe, etc.

TOTAL FG% 1st Half: 7-24 29.2% 2nd Half: 10-24 41.7% Game: 35.4%
3-Pt. FG% 1st Half: 1-9 11.1% 2nd Half: 3-9 33.3% Game: 22.2%
F Throw % 1st Half: 2-4 50.0% 2nd Half: 6-9 66.7% Game: 61.5%

Officials: Mike Eggers, Greg Nixon, Tim Kelly
Technical fouls: University of Miami-None. Cal State Fullerton-None.
Attendance: 1857

Score by Periods 1st 2nd 3rd Total
University of Miami 23 25 48
Cal State Fullerton 17 29 46

Points in the paint-UM 22,CSF 14. Points off turnovers-UM 11,CSF 10.
2nd chance points-UM 7,CSF 4. Fast break points-UM 4,CSF 4.
Bench points-UM 8,CSF 13. Score tied-2 times. Lead changed-0 times.
Last FG-UM 2nd-02:47, CSF 2nd-00:21.
Largest lead-UM by 17 2nd-08:36, CSF None.

Miami 60, RV/RV Arizona State 57 Game 8 12-1-13 Honda Center

Table with columns: # Player, tot-fg, 3-pt, fg, fga, fgt, fta, rebounds, of, de, tot, pf, tp, a, to, b, s, min. Includes player stats for Donnavan Kirk, James Kelly, etc.

TOTAL FG% 1st Half: 7-24 29.2% 2nd Half: 13-23 56.5% Game: 42.6%
3-Pt. FG% 1st Half: 2-7 28.6% 2nd Half: 4-6 66.7% Game: 46.2%
F Throw % 1st Half: 8-10 80.0% 2nd Half: 6-11 54.5% Game: 66.7%

Arizona State 7-2 tot-fg 3-pt fg fga fgt fta of de tot pf tp a to b s min. Includes player stats for Gilling, Jonathan, Bachtynski, Jordan, etc.

TOTAL FG% 1st Half: 11-22 50.0% 2nd Half: 9-29 31.0% Game: 39.2%
3-Pt. FG% 1st Half: 5-11 45.5% 2nd Half: 3-10 30.0% Game: 38.1%
F Throw % 1st Half: 3-4 75.0% 2nd Half: 6-9 66.7% Game: 69.2%

Officials: Chris Rastatter, Michael Irving, Tim Kelly
Technical fouls: University of Miami-None. Arizona State-None.
Attendance:

Score by Periods 1st 2nd Total
University of Miami 24 36 60
Arizona State 30 27 57

Points in the paint-UM 14,ASU 22. Points off turnovers-UM 11,ASU 7.
2nd chance points-UM 8,ASU 8. Fast break points-UM 2,ASU 0.
Bench points-UM 5,ASU 5. Score tied-7 times. Lead changed-3 times.
Last FG-UM 2nd-00:34, ASU 2nd-02:40.
Largest lead-UM by 4 2nd-05:56, ASU by 10 1st-04:00.

Nebraska 60, Miami 49 Game 9 12-4-13 Pinnacle Bank Arena

Table with columns: # Player, tot-fg, 3-pt, fg, fga, fgt, fta, rebounds, of, de, tot, pf, tp, a, to, b, s, min. Includes player stats for Donnavan Kirk, James Kelly, etc.

TOTAL FG% 1st Half: 6-25 24.0% 2nd Half: 10-25 40.0% Game: 32.0%
3-Pt. FG% 1st Half: 1-12 8.3% 2nd Half: 6-13 46.2% Game: 28.0%
F Throw % 1st Half: 0-0 0.0% 2nd Half: 10-15 66.7% Game: 66.7%

Nebraska 6-2 tot-fg 3-pt fg fga fgt fta of de tot pf tp a to b s min. Includes player stats for Shields, Shavon, Pitchford, Walter, etc.

TOTAL FG% 1st Half: 8-25 32.0% 2nd Half: 10-21 47.6% Game: 39.1%
3-Pt. FG% 1st Half: 4-10 40.0% 2nd Half: 3-10 30.0% Game: 35.0%
F Throw % 1st Half: 2-3 66.7% 2nd Half: 15-19 78.9% Game: 77.3%

Officials: Gene Sterertoro, Mark Whitehead, Larry Scirotto
Technical fouls: University of Miami-None. Nebraska-None.
Attendance: 15088

Score by Periods 1st 2nd Total
University of Miami 13 36 49
Nebraska 22 38 60

Points in the paint-UM 12,NEB 18. Points off turnovers-UM 12,NEB 13.
2nd chance points-UM 14,NEB 9. Fast break points-UM 0,NEB 6.
Bench points-UM 14,NEB 11. Score tied-1 time. Lead changed-0 times.
Last FG-UM 2nd-00:39, NEB 2nd-01:40.
Largest lead-UM None, NEB by 16 2nd-12:05.

Virginia Tech 61, Miami 60 (OT) Game 10 12-8-13 BankUnited Center

Table with columns: # Player, tot-fg, 3-pt, fg, fga, fgt, fta, rebounds, of, de, tot, pf, tp, a, to, b, s, min. Includes player stats for Jovin Zegeren, Devin Wilson, etc.

TOTAL FG% 1st Half: 9-30 30.0% 2nd Half: 13-34 38.2% Game: 34.8%
3-Pt. FG% 1st Half: 5-16 31.3% 2nd Half: 6-16 37.5% Game: 35.3%
F Throw % 1st Half: 0-0 0.0% 2nd Half: 1-3 33.3% Game: 33.3%

Miami 5-5, 0-1 ACC tot-fg 3-pt fg fga fgt fta of de tot pf tp a to b s min. Includes player stats for Davon Reed, Rion Brown, etc.

TOTAL FG% 1st Half: 14-31 45.2% 2nd Half: 9-29 31.0% Game: 34.8%
3-Pt. FG% 1st Half: 4-14 28.6% 2nd Half: 3-10 30.0% Game: 26.7%
F Throw % 1st Half: 2-4 50.0% 2nd Half: 4-6 66.7% Game: 57.1%

Officials: Roger Ayers, Pat Driscoll, James Luckie
Technical fouls: Virginia Tech-None. University of Miami-None.
Attendance: 6270

Score by Periods 1st 2nd OT Total
Virginia Tech 23 33 5 61
University of Miami 31 25 4 60

Points in the paint-VT 12,UM 30. Points off turnovers-VT 13,UM 7.
2nd chance points-VT 8,UM 11. Fast break points-VT 2,UM 9.
Bench points-VT 19,UM 9. Score tied-3 times. Lead changed-9 times.
Last FG-VT OT-00:20, UM OT-04:29.
Largest lead-VT by 2 1st-12:35, UM by 13 2nd-16:08.

Miami 68, Savannah State 51 Game 11 12-19-13 Tiger Arena

Table with columns: # Player, tot-fg, 3-pt, fg, fga, fgt, fta, rebounds, of, de, tot, pf, tp, a, to, b, s, min. Includes player stats for Donnavan Kirk, James Kelly, etc.

TOTAL FG% 1st Half: 14-26 53.8% 2nd Half: 10-16 62.5% Game: 57.1%
3-Pt. FG% 1st Half: 6-9 66.7% 2nd Half: 1-5 20.0% Game: 50.0%
F Throw % 1st Half: 3-3 100% 2nd Half: 10-16 62.5% Game: 68.4%

Savannah State 2-10tot-fg 3-pt fg fga fgt fta of de tot pf tp a to b s min. Includes player stats for MUHAMMAD, Saadiq, CHAMPAGNE, Hikeem, etc.

TOTAL FG% 1st Half: 7-24 29.2% 2nd Half: 13-27 48.1% Game: 39.2%
3-Pt. FG% 1st Half: 3-12 25.0% 2nd Half: 2-8 25.0% Game: 25.0%
F Throw % 1st Half: 3-5 60.0% 2nd Half: 3-7 42.9% Game: 50.0%

Officials: Leslie Jones, William Covington, Anthony Franklin
Technical fouls: University of Miami-None. Savannah State University-None.
Attendance: 3370

Score by Periods 1st 2nd Total
University of Miami 37 31 68
Savannah State 20 31 51

Points in the paint-UM 24,SSUM 28. Points off turnovers-UM 15,SSUM 19.
2nd chance points-UM 13,SSUM 6. Fast break points-UM 6,SSUM 0.
Bench points-UM 14,SSUM 4. Score tied-1 time. Lead changed-1 time.
Last FG-UM 2nd-00:45, SSUM 2nd-00:32.
Largest lead-UM by 24 2nd-15:43, SSUM by 3 1st-16:55.

Miami 71, La Salle 58 Game 12 BankUnited Center 12-22-13

Table with 13 columns: # Player, tot-fg, 3-pt, rebounds, fg, fga, fg, fga, ft, fta, of, de, tot, pf, tp, a, to, b, s, min

Summary statistics: TOTAL FG%, 3-Pt. FG%, F Throw % for 1st and 2nd halves and Game totals.

Table with 13 columns: # Player, tot-fg, 3-pt, rebounds, fg, fga, fg, fga, ft, fta, of, de, tot, pf, tp, a, to, b, s, min

Summary statistics: TOTAL FG%, 3-Pt. FG%, F Throw % for 1st and 2nd halves and Game totals.

Officials: Bryan Kersey, Gary Maxwell, James Luckie. Technical fouls: La Salle-None. University of Miami-None. Attendance: 4837

Score by Periods table with columns: 1st, 2nd, Total

Points in the paint-LAS 26, UM 32. Points off turnovers-LAS 9, UM 11. 2nd chance points-LAS 14, UM 17. Fast break points-LAS 10, UM 5.

Miami 71, Loyola 48 Game 13 BankUnited Center 12-30-13

Table with 13 columns: # Player, tot-fg, 3-pt, rebounds, fg, fga, fg, fga, ft, fta, of, de, tot, pf, tp, a, to, b, s, min

Summary statistics: TOTAL FG%, 3-Pt. FG%, F Throw % for 1st and 2nd halves and Game totals.

Table with 13 columns: # Player, tot-fg, 3-pt, rebounds, fg, fga, fg, fga, ft, fta, of, de, tot, pf, tp, a, to, b, s, min

Summary statistics: TOTAL FG%, 3-Pt. FG%, F Throw % for 1st and 2nd halves and Game totals.

Officials: Brian O'Connell, Dwayne Gladden, Bernard Clinton. Technical fouls: Loyola-None. University of Miami-None. Attendance: 5166

Score by Periods table with columns: 1st, 2nd, Total

Points in the paint-LOY 18, UM 30. Points off turnovers-LOY 6, UM 16. 2nd chance points-LOY 11, UM 14. Fast break points-LOY 3, UM 6.

No. 2 Syracuse 49, Miami 44 Game 14 Carrier Dome 1-4-14

Table with 13 columns: # Player, tot-fg, 3-pt, rebounds, fg, fga, fg, fga, ft, fta, of, de, tot, pf, tp, a, to, b, s, min

Summary statistics: TOTAL FG%, 3-Pt. FG%, F Throw % for 1st and 2nd halves and Game totals.

Table with 13 columns: # Player, tot-fg, 3-pt, rebounds, fg, fga, fg, fga, ft, fta, of, de, tot, pf, tp, a, to, b, s, min

Summary statistics: TOTAL FG%, 3-Pt. FG%, F Throw % for 1st and 2nd halves and Game totals.

Officials: Les Jones, Mike Eades, Jeff Anderson. Technical fouls: University of Miami-None. Syracuse-None. Attendance: 21839

Score by Periods table with columns: 1st, 2nd, Total

Points in the paint-UM 16, SU 20. Points off turnovers-UM 5, SU 13. 2nd chance points-UM 5, SU 12. Fast break points-UM 0, SU 3.

Miami 63, RV/RV North Carolina 57 Game 15 1-8-14 Dean Smith Center

Table with 13 columns: # Player, tot-fg, 3-pt, rebounds, fg, fga, fg, fga, ft, fta, of, de, tot, pf, tp, a, to, b, s, min

Summary statistics: TOTAL FG%, 3-Pt. FG%, F Throw % for 1st and 2nd halves and Game totals.

Table with 13 columns: # Player, tot-fg, 3-pt, rebounds, fg, fga, fg, fga, ft, fta, of, de, tot, pf, tp, a, to, b, s, min

Summary statistics: TOTAL FG%, 3-Pt. FG%, F Throw % for 1st and 2nd halves and Game totals.

Officials: Bryan Kersey, Brian Dorsey, Gary Maxwell. Technical fouls: University of Miami-None. North Carolina-James, Joel. Attendance: 17569

Score by Periods table with columns: 1st, 2nd, Total

Points in the paint-UM 26, NC 24. Points off turnovers-UM 7, NC 19. 2nd chance points-UM 6, NC 18. Fast break points-UM 8, NC 4.

Florida State 63, Miami 53 Game 16 1-15-14 BankUnited Center

Table with 13 columns: # Player, tot-fg, 3-pt, rebounds, fg, fga, fg, fga, ft, fta, of, de, tot, pf, tp, a, to, b, s, min

Summary statistics: TOTAL FG%, 3-Pt. FG%, F Throw % for 1st and 2nd halves and Game totals.

Table with 13 columns: # Player, tot-fg, 3-pt, rebounds, fg, fga, fg, fga, ft, fta, of, de, tot, pf, tp, a, to, b, s, min

Summary statistics: TOTAL FG%, 3-Pt. FG%, F Throw % for 1st and 2nd halves and Game totals.

Officials: Tim Nestor, Raymond E Jr Stoyons, Terry Wymer. Technical fouls: Florida State-None. University of Miami-None. Attendance: 7413

Score by Periods table with columns: 1st, 2nd, Total

Points in the paint-FS 24, UM 16. Points off turnovers-FS 7, UM 2. 2nd chance points-FS 10, UM 18. Fast break points-FS 0, UM 0.

Miami 56, Georgia Tech 42 Game 17 1-18-14 McCamish Pavilion

Table with 13 columns: # Player, tot-fg, 3-pt, rebounds, fg, fga, fg, fga, ft, fta, of, de, tot, pf, tp, a, to, b, s, min

Summary statistics: TOTAL FG%, 3-Pt. FG%, F Throw % for 1st and 2nd halves and Game totals.

Table with 13 columns: # Player, tot-fg, 3-pt, rebounds, fg, fga, fg, fga, ft, fta, of, de, tot, pf, tp, a, to, b, s, min

Summary statistics: TOTAL FG%, 3-Pt. FG%, F Throw % for 1st and 2nd halves and Game totals.

Officials: Karl Hess, Tim Kelly, Dwayne Gladden. Technical fouls: University of Miami-None. Georgia Tech-None. Attendance: 8072

Score by Periods table with columns: 1st, 2nd, Total

Points in the paint-UM 28, GT 12. Points off turnovers-UM 9, GT 5. 2nd chance points-UM 7, GT 6. Fast break points-UM 6, GT 5.

No. 18 Duke 67, Miami 46 Game 18
1-22-14 BankUnited Center

#	Player	tot-fg 3-pt					rebounds					a	to	b	s	min	
		fg	fga	fga	ft	fta	of	de	tot	pf	tp						
01	Jabari Parker	* 5	12	0	3	7	8	6	9	15	1	17	0	4	3	30	32
02	Quinn Cook	* 3	8	2	5	0	0	0	0	3	8	4	2	0	0	26	0
05	Rodney Hood	* 5	8	2	4	0	0	0	6	6	1	12	3	0	0	32	0
13	Matt Jones	* 1	5	1	3	2	2	1	1	2	1	5	0	0	0	16	0
21	Amile Jefferson	* 4	7	0	0	0	0	4	3	7	2	8	0	1	3	32	0
03	Tyler Thornton	0	2	0	1	0	0	1	1	1	0	1	0	0	1	13	0
14	Rasheed Sulaimon	3	6	1	3	2	5	0	0	0	2	9	4	1	0	23	0
15	Josh Hairston	1	2	0	0	0	0	1	0	1	4	2	0	0	0	8	0
20	Semi Ojeleye	0	0	0	0	0	0	1	1	0	0	0	0	0	0	1	0
34	Andre Dawkins	2	6	2	6	0	0	0	0	0	1	6	0	0	3	10	0
40	Marshall Plumlee	0	0	0	0	0	0	2	2	1	0	0	0	1	0	7	0
	TEAM							3	4	7	1						
	Totals	24	56	8	25	11	15	15	27	42	17	67	12	9	7	7	200

TOTAL FG% 1st Half: 13-31 41.9% 2nd Half: 11-25 44.0% Game: 42.9%
 3-Pt. FG% 1st Half: 4-16 25.0% 2nd Half: 4-9 44.4% Game: 32.0%
 FThrow % 1st Half: 3-4 75.0% 2nd Half: 8-11 72.7% Game: 73.3%

#	Player	tot-fg 3-pt					rebounds					a	to	b	s	min	
		fg	fga	fga	ft	fta	of	de	tot	pf	tp						
15	Rion Brown	* 1	6	0	3	0	0	1	2	3	3	2	0	0	0	1	27
20	Manu Lecomte	* 1	2	0	2	0	0	0	0	0	2	4	2	6	0	0	23
22	Donnavan Kirk	* 5	11	1	3	0	0	1	0	1	2	11	0	1	0	29	0
23	Tonye Jekiri	* 4	7	0	0	1	3	6	9	1	8	0	1	1	1	26	0
25	Garrus Adams	* 3	11	0	2	2	0	2	2	2	8	3	1	0	1	35	0
04	Raphael Akpejori	0	0	0	0	0	0	1	1	2	0	0	0	0	0	8	0
05	Davon Reed	1	4	0	0	1	1	1	2	2	0	0	0	0	1	15	0
21	Erik Swoope	0	3	0	0	3	6	2	2	4	0	3	1	0	0	21	0
35	James Kelly	2	4	1	2	4	0	2	2	1	8	0	1	1	0	16	0
	TEAM							1	3	4							
	Totals	17	48	2	10	10	16	9	19	28	14	46	6	11	4	200	

TOTAL FG% 1st Half: 9-22 40.9% 2nd Half: 8-26 30.8% Game: 35.4%
 3-Pt. FG% 1st Half: 1-6 16.7% 2nd Half: 1-4 25.0% Game: 20.0%
 FThrow % 1st Half: 2-3 66.7% 2nd Half: 8-13 61.5% Game: 62.5%

Officials: Mike Eades, James Luckie, Tony Green
 Technical fouls: Duke-Jabari Parker. University of Miami-None.
 Attendance: 7972
Score by Periods 1st 2nd Total
 Duke 33 34 67
 University of Miami 21 25 46

Points in the paint-DU 26,UM 16. Points off turnovers-DU 8,UM 8.
 2nd chance points-DU 22,UM 7. Fast break points-DU 4,UM 2.
 Bench points-DU 17,UM 13. Score tied-0 times. Lead changed-1 time.
 Last FG-DU 2nd-01:11, UM 2nd-00:56.
 Largest lead-DU by 23 2nd-01:11, UM by 2 1st-18:41.

No. 2 Syracuse 64, Miami 52 Game 19
1-25-14 BankUnited Center

#	Player	tot-fg 3-pt					rebounds					a	to	b	s	min	
		fg	fga	fga	ft	fta	of	de	tot	pf	tp						
03	Jerami Grant	* 3	8	0	0	8	12	3	5	8	2	14	1	1	1	2	37
05	C.J. Fair	* 5	12	1	2	4	5	3	4	7	1	15	3	0	0	40	0
10	Trevor Cooney	* 3	6	3	6	2	2	1	1	2	1	11	0	0	0	1	37
11	Tyler Ennis	* 5	11	1	2	3	4	1	4	5	1	14	4	2	0	0	37
25	Rakeem Christmas	* 3	6	0	0	2	0	3	3	2	6	0	0	0	1	21	0
00	Michael Gbinije	0	1	0	1	0	0	0	0	0	0	0	0	0	0	1	6
12	Baye Moussa Keita	2	3	0	0	2	4	2	6	3	4	1	1	1	1	19	0
21	Tyler Robertson	0	0	0	0	0	0	0	1	1	0	0	0	1	0	3	0
	TEAM							2	5	7							
	Totals	21	47	5	11	17	27	14	25	39	11	64	9	5	3	200	

TOTAL FG% 1st Half: 11-20 55.0% 2nd Half: 10-27 37.0% Game: 44.7%
 3-Pt. FG% 1st Half: 3-4 75.0% 2nd Half: 2-7 28.6% Game: 45.5%
 FThrow % 1st Half: 6-13 46.2% 2nd Half: 11-14 78.6% Game: 63.0%

#	Player	tot-fg 3-pt					rebounds					a	to	b	s	min	
		fg	fga	fga	ft	fta	of	de	tot	pf	tp						
15	Rion Brown	* 5	9	3	5	0	0	2	6	8	2	13	2	1	0	1	38
20	Manu Lecomte	* 1	2	0	2	0	0	0	0	1	3	1	0	0	0	20	0
22	Donnavan Kirk	* 1	5	0	1	1	2	0	1	1	2	3	0	1	1	20	0
23	Tonye Jekiri	* 1	4	0	0	1	4	3	2	5	4	3	4	0	0	27	0
25	Garrus Adams	* 3	10	2	5	0	0	1	1	3	8	4	1	0	0	35	0
04	Raphael Akpejori	0	0	0	0	0	0	0	1	1	1	0	0	0	1	0	7
05	Davon Reed	5	8	3	4	3	0	2	2	3	16	0	2	1	0	25	0
21	Erik Swoope	0	2	0	0	0	0	0	0	1	0	0	0	0	1	3	0
35	James Kelly	2	6	0	0	2	2	0	3	3	6	1	0	0	0	25	0
	TEAM							3	3								
	Totals	18	46	9	17	7	11	5	19	24	52	12	5	3	1	200	

TOTAL FG% 1st Half: 9-24 37.5% 2nd Half: 9-22 40.9% Game: 39.1%
 3-Pt. FG% 1st Half: 5-9 55.6% 2nd Half: 4-8 50.0% Game: 52.9%
 FThrow % 1st Half: 3-4 75.0% 2nd Half: 4-7 57.1% Game: 63.6%

Officials: Bryan Kersey, Tim Nestor, Bill Covington
 Technical fouls: Syracuse-None. University of Miami-None.
 Attendance: 7122
Score by Periods 1st 2nd Total
 Syracuse 31 33 64
 University of Miami 26 26 52

Points in the paint-SU 24,UM 8. Points off turnovers-SU 7,UM 8.
 2nd chance points-SU 13,UM 3. Fast break points-SU 3,UM 4.
 Bench points-SU 4,UM 22. Score tied-4 times. Lead changed-3 times.
 Last FG-SU 2nd-02:25, UM 2nd-00:46.
 Largest lead-SU by 18 1st-08:21, UM by 2 1st-19:35.

Maryland 74, Miami 71 Game 20
1-29-14 Comcast Center

#	Player	tot-fg 3-pt					rebounds					a	to	b	s	min	
		fg	fga	fga	ft	fta	of	de	tot	pf	tp						
22	Donnavan Kirk	f 3	8	1	4	2	4	3	6	9	2	9	0	1	2	2	37
23	Tonye Jekiri	c 0	3	0	0	0	0	3	3	6	2	0	0	3	1	35	0
15	Rion Brown	g 5	8	3	5	12	13	0	5	3	25	2	0	0	1	31	0
20	Manu Lecomte	g 8	11	3	4	0	2	0	0	0	1	19	2	5	0	35	0
25	Garrus Adams	g 4	8	1	3	8	1	5	6	3	12	2	4	0	0	34	0
04	Raphael Akpejori	0	0	0	0	0	0	0	0	0	1	0	0	0	0	5	0
05	Davon Reed	2	6	1	3	1	1	0	1	1	2	6	1	1	0	18	0
21	Erik Swoope	0	0	0	0	0	0	0	0	0	1	0	0	0	1	5	0
	TEAM							1	2	3							
	Totals	22	44	9	21	18	28	8	22	30	15	71	7	14	3	200	

TOTAL FG% 1st Half: 10-20 50.0% 2nd Half: 12-24 50.0% Game: 50.0%
 3-Pt. FG% 1st Half: 4-9 44.4% 2nd Half: 5-12 41.7% Game: 42.9%
 FThrow % 1st Half: 5-10 50.0% 2nd Half: 13-18 72.2% Game: 64.3%

#	Player	tot-fg 3-pt					rebounds					a	to	b	s	min	
		fg	fga	fga	ft	fta	of	de	tot	pf	tp						
01	Evan Smotrycz	f 5	7	3	4	2	2	2	1	3	3	15	4	0	0	2	31
10	Jake Layman	f 6	15	3	8	0	0	4	4	1	15	2	2	0	1	34	0
25	Jon Graham	f 0	1	0	0	0	0	1	1	2	4	0	0	0	0	13	0
04	Seth Allen	g 4	7	1	3	2	0	0	0	0	3	9	2	1	0	29	0
32	Dez Wells	g 7	7	1	6	6	0	4	4	3	21	3	2	0	2	24	0
00	Charles Mitchell	1	2	0	0	2	2	3	2	0	2	0	1	0	0	13	0
02	Roddy Peters	2	3	0	0	1	0	3	3	0	4	2	0	1	0	13	0
05	Nick Faust	2	7	2	5	0	0	3	3	1	6	2	3	0	0	27	0
35	Damonte Dodd	1	1	0	0	0	0	1	0	1	2	0	1	1	0	12	0
44	Shaquille Cleare	0	0	0	0	0	0	1	1	0	0	0	0	0	0	4	0
	TEAM							1	1								
	Totals	28	50	10	21	8	13	4	20	24	19	74	15	10	7	200	

TOTAL FG% 1st Half: 12-27 44.4% 2nd Half: 16-23 69.6% Game: 56.0%
 3-P

Miami 77, Florida State 73
2-10-14 **Game 24**
Tucker Center

Miami at Virginia Tech
2-15-14 **Game 25**
Cassell Coliseum

Miami vs. Notre Dame
2-19-14 **Game 26**
BankUnited Center

Miami 12-12, 3-8

#	Player	tot-fg			3-pt			rebounds			a	to	b	s	min			
		fg	fga	fga	ft	fta	of	de	tot	pf						tp		
04	Raphael Akpejori	f	2	2	0	0	0	3	2	1	3	5	4	0	1	3	0	21
21	Erik Swoope	f	0	3	0	1	0	0	0	1	1	2	0	2	0	0	1	25
22	Donnavan Kirk	f	6	7	2	2	2	2	0	1	1	3	16	0	1	1	0	28
15	Rion Brown	g	3	11	2	8	6	8	0	5	5	1	14	1	0	1	0	33
25	Garrison Adams	g	3	11	2	2	4	5	3	2	5	1	12	3	2	0	0	34
05	Davon Reed	g	2	4	0	1	3	4	1	1	2	0	7	2	0	1	0	16
20	Manu Lecomte	g	1	3	0	0	4	4	0	0	0	1	6	3	1	0	1	14
23	Tonye Jekiri	g	5	6	0	0	5	7	2	4	6	3	15	0	2	2	1	26
35	James Kelly	g	1	1	1	1	0	0	0	0	0	0	3	0	0	0	0	3
TEAM																		
Totals			23	48	7	15	24	33	10	17	27	16	77	11	7	8	3	200

TOTAL FG% 1st Half: 12-25 48.0% 2nd Half: 11-23 47.8% Game: 47.9%
 3-Pt. FG% 1st Half: 5-8 62.5% 2nd Half: 2-7 28.6% Game: 46.7%
 F Throw % 1st Half: 5-5 100% 2nd Half: 19-28 67.9% Game: 72.7%

FSU 14-10, 5-7

#	Player	tot-fg			3-pt			rebounds			a	to	b	s	min			
		fg	fga	fga	ft	fta	of	de	tot	pf						tp		
10	White, Okaro	f	5	9	0	1	4	5	3	4	7	3	14	2	2	0	0	31
50	Ojo, Michael	c	0	0	0	0	0	0	0	1	1	3	0	0	1	0	0	5
01	Bookert, Devon	g	7	14	2	7	1	2	2	3	5	1	17	5	0	0	0	30
25	Thomas, Aaron	g	6	12	2	4	2	2	1	1	2	3	16	1	2	1	2	36
32	Brandon, Montay	g	0	4	0	2	2	4	0	2	2	5	2	1	1	0	1	25
05	Smith, Jarquez	g	1	2	0	0	0	0	0	1	1	0	2	0	0	0	0	6
14	Gilchrist, Robert	g	0	0	0	0	0	0	0	0	0	0	0	0	0	0	0	3
15	Bojanovsky, Boris	g	4	5	0	0	1	1	4	2	6	3	9	1	3	2	0	30
30	Miller, Ian	g	5	10	3	6	0	0	0	3	3	4	13	0	2	0	0	34
TEAM																		
Totals			28	56	7	20	10	14	12	20	32	22	73	10	11	3	3	200

TOTAL FG% 1st Half: 11-23 47.8% 2nd Half: 17-33 51.5% Game: 50.0%
 3-Pt. FG% 1st Half: 4-10 40.0% 2nd Half: 3-10 30.0% Game: 35.0%
 F Throw % 1st Half: 0-0 0.0% 2nd Half: 10-14 71.4% Game: 71.4%

Officials: Karl Hess, Mike Eades, Les Jones
 Technical fouls: University of Miami-None. Florida State-None.

Attendance: 7641

Score by Periods	1st	2nd	Total
University of Miami	34	43	77
Florida State	26	47	73

Points in the paint-UM 20,FS 32. Points off turnovers-UM 8,FS 8.
 2nd chance points-UM 9,FS 12. Fast break points-UM 2,FS 2.
 Bench points-UM 31,FS 24. Score tied-1 time. Lead changed-0 times.
 Last FG-UM 2nd-02:03, FS 2nd-00:09.
 Largest lead-UM by 13 2nd-18:03, FS None.

Miami vs. Boston College
2-22-14 **Game 27**
BankUnited Center

Miami at Virginia
2-26-14 **Game 28**
Charlottesville, Va.

Miami at NC State
3-1-14 **Game 29**
Raleigh, N.C.



HEAD COACH JIM LARRAÑAGA

Third Season | Providence, 1971

Hometown: The Bronx, N.Y. | Head Coach: American International, 1977-79 | Bowling Green, 1986-97 | George Mason, 1997-2011 | Miami, 2011-present

LARRAÑAGA'S CAREER

Head Coach

2011-pres. Miami
1997-2011 George Mason
1986-97 Bowling Green
1977-79 American International

Assistant

1979-86 Virginia
1971-76 Davidson

Player / Coach

1977 Geronimo Basketball Club (Belgium)

EDUCATION

Providence College, 1971, B.A. Economics
Archbishop Malloy High School, 1967

NCAA APPEARANCES

1999 - George Mason
2001 - George Mason
2006 - George Mason (Final Four)
2008 - George Mason
2011 - George Mason
2013 - Miami (Sweet 16)

NIT APPEARANCES

1990 - Bowling Green
1991 - Bowling Green
1997 - Bowling Green
2002 - George Mason
2004 - George Mason
2009 - George Mason
2012 - Miami

PLAYING CAREER

Geronimo Basketball Club (Belgium) 1976-77
Providence College, 1967-71
Archbishop Molloy, 1963-67

MISCELLANEOUS

AP, Naismith, Henry Iba Coach of the Year, 2013
ACC Coach of the Year, 2013
Clair Bee Coach of the Year, 2006
CAA Coach of the Year, 2011, 1999

PERSONAL

Born: Oct. 2, 1949 Hometown: Bronx, N.Y.
Wife: Liz Sons: Jay and Jon

Jim Larrañaga was named the 12th head coach of the University of Miami men's basketball program on April 22, 2011.

After leading UM to the 2013 NCAA Sweet 16, and winning the school's first ACC regular season and tournament championships, Larrañaga was honored as the AP, Naismith, USBWA Henry Iba and ACC Coach of the Year. The Bronx native helped Miami to a No. 2 national ranking by both the AP and USA TODAY, and a No. 2 seed in the NCAA tournament. He is the 10th coach in the last 10 years to lead two top-10 programs, as Miami was No. 2 on Feb. 18, 2013, and George Mason was No. 8 in the final Top 25 poll in 2006.

Larrañaga, who earned his 500th win during the season, directed the Canes to a 27-point win over No. 1 Duke and three other 20+ point wins over ACC opponents this season, including North Carolina (+26), Florida State (+24) and Boston College (+22). UM's 29 overall and 15 ACC wins in 2012-13 were program-bests, as was the 14-game winning streak and 13-0 start in conference play. Other program firsts include defeating all three teams in the North Carolina Triangle in the same season, beating a trio of teams in the Top 20 since joining the ACC and hosting five home sellouts at the BankUnited Center.

Individually, Coach L saw Shane Larkin earn the ACC Player of the Year and Lute Olson National Player of the Year awards, as well as All-American status and finalist nods for the Bob Cousy, John Wooden and James Naismith player of the year honors before declaring early for the 2013 NBA Draft. Larkin was also the ACC Tournament MVP, on the ACC Defensive team and a defensive All-American. Durand Scott was the ACC Defensive Player of the Year, three players - Larkin, Scott and Kenny Kadji - were listed on all-conference teams and four were on the ACC All-Tournament Team - Larkin, Scott, Julian Gamble and Trey McKinney Jones. All six seniors on the Sweet 16 team earned academic degrees from the University of Miami and one player was listed on the All-ACC Academic Team.

Larrañaga came to Miami after serving as the head coach at George Mason for 14 seasons. He guided that program to five NCAA Tournament appearances (1999, 2001, 2006, 2008, 2011) - including an unprecedented run to the 2006 Final Four that captured the nation's attention, defeating Michigan State, North Carolina, Wichita State and UConn along the way. Following that run, he was selected the 2006 Clair Bee Coach of the Year. Larrañaga built the GMU Patriots' program into a perennial contender in the highly-regarded Colonial Athletic Association, winning more games than any other coach

LARRAÑAGA'S CAREER RECORDS

School	Years	Overall	Conference
American International	1977-1979	27-26	none
Bowling Green	1986-1997	170-144	101-85
George Mason	1997-2011	273-164	165-79
Miami	2011-pres.	61-32	27-18
Overall	30th	531-366	293-182

COACH JIM LARRAÑAGA AT A GLANCE

2013 AP Coach of the Year
2006 Clair Bee Coach of the Year
2013 ACC Coach of the Year
2013 NABC All-District II Coach
2001 & 1999 CAA Coach of the Year
1999 CAA Coach of the Year
1997 MAC Coach of the Year
Eight 20-win seasons

2013 Naismith Coach of the Year
2013 Henry Iba Coach of the Year
2013 Adolph Rupp Cup Coach of the Year
2013 USBWA District IV Coach of the Year
Six NCAA tournament appearances
2013, 2011, 2008, 2006, 2001, 1999
Seven postseason NIT appearances
2012, '09, '04, '02, '97, '91, '90

Coached Shane Larkin - ACC Player of the Year, ACC Tournament MVP, USBWA All-District, Sporting News All-American, finalist for Cousy, Naismith & Wooden awards, All-ACC First Team and All-ACC Defensive Team
Coached Durand Scott - ACC Defensive Player of the Year, ACC Tournament First Team, All-ACC Third Team

Coached George Evans, who was a three-time CAA Player of the Year, the CAA Rookie of the Year, a three-time CAA Defensive Player of the Year and on the CAA All-Defensive Team three times.

Six All-Atlantic Coast Conference selections
Four ACC All-Tournament team selections
Three coaches and two media ACC All-Defensive Team selections
28 All-Colonial Athletic Conference selections
Three AP All-America players
Nine CAA All-Defensive Team selections
Eight CAA All-Rookie Team selections
Three Dean Ehlers Award winners - given to the CAA player who best meets the criteria of academic achievement, leadership and community service.
12 All-MAC Conference selections
Coached Antonio Daniels - MAC Player of the Year and MAC Freshman of the Year
Two MAC Freshman of the Year selections
Four MAC All-Freshman Team selections

LARRAÑAGA YEAR-BY-YEAR

Year	School	Overall W-L	Conference W-L	Finish	Post-Season
1977-78	American International	14-13			
1978-79	American International	13-13			
1986-87	Bowling Green	15-14	10-6	3	
1987-88	Bowling Green	12-16	7-9	t-5	
1988-89	Bowling Green	13-15	6-10	t-6	
1989-90	Bowling Green	18-11	9-7	t-3	NIT 0-1
1990-91	Bowling Green	17-13	9-7	t-4	NIT 0-1
1991-92	Bowling Green	14-15	8-8	5	
1992-93	Bowling Green	11-16	8-10	t-6	
1993-94	Bowling Green	18-10	12-6	t-2	
1994-95	Bowling Green	16-11	10-8	t-5	
1995-96	Bowling Green	14-13	9-9	t-6	
1996-97	Bowling Green	22-10	13-5	t-1	NIT 0-1
1997-98	George Mason	9-18	6-10	6	
1998-99	George Mason	19-11	13-3	1	NCAA 0-1
1999-00	George Mason	19-11	12-4	t-1	
2000-01	George Mason	18-12	11-5	3	NCAA 0-1
2001-02	George Mason	19-10	13-5	2	NIT 0-1
2002-03	George Mason	16-12	11-7	4	
2003-04	George Mason	23-10	12-6	3	NIT 2-1
2004-05	George Mason	16-13	10-8	6	
2005-06	George Mason	27-8	15-3	t-1	NCAA 4-1
2006-07	George Mason	18-15	9-9	5	
2007-08	George Mason	23-11	12-6	2	NCAA 0-1
2008-09	George Mason	22-11	13-5	2	NIT 0-1
2009-10	George Mason	17-15	12-6	4	CIT 0-1
2010-11	George Mason	27-7	16-2	1	NCAA 1-1
2011-12	Miami	20-13	9-7	t-4	NIT 1-1
2012-13	Miami	29-7	15-3	1	NCAA 2-1
2013-14	Miami	12-12	3-8		
Overall		531-366	293-182	10-14	


in program and conference history (273) en route to three conference titles (1999, 2001, 2008). A two-time CAA Coach of the Year honoree, Larrañaga earned the accolade in 2011, leading the Patriots to a 27-7 overall record and 16-2 conference mark en route to the CAA regular-season title and their fifth NCAA Tournament appearance under his leadership. Seeded a program-best eighth in the NCAA Tournament, George Mason rallied from a double-digit deficit to defeat ninth-seeded Villanova, 61-57, before falling to overall No. 1 seed Ohio State in the third round. In 2006, Larrañaga became the first coach at a mid-major school to take his team to the Final Four in 27 years and earned an at-large berth for a CAA team for the first time in 20 years. Along the way, he led Mason to a school record in wins, the school's first national ranking, George Mason's first appearance in the Top 10 and the school's first wins over Top 10 teams.

With 29 years of head coaching experience, the native of Bronx, N.Y., previously served as the head coach at Bowling Green for 11 seasons (1986-1997) and at Division II American International for two seasons (1977-79). His first coaching opportunity came at Davidson College, where he served as an assistant coach to Terry Holland. Davidson captured three Southern Conference regular-season championships and an NIT berth in his five years there, and he compiled a 47-12 record doubling as the freshman team coach. In 1976, he left Davidson and spent one season as player-coach for the Geronimo Basketball Club in Belgium. A 1971 graduate of Providence College with a degree in economics, Larrañaga was a four-year letterman for the Friars. As the team captain in his senior season, he led Providence to a 20-8 record and an NIT appearance. He graduated as the school's fifth all-time leading scorer with 1,258 points and was selected in the sixth round of the draft by the Detroit Pistons of the National Basketball Association. He was the team's top scorer as a sophomore and junior and was named New England's Division I Sophomore of the Year in 1969. He was inducted into the Providence College Hall of Fame in 1991.


Larrañaga, 64, and his wife, Liz, have two sons - Jay, who played for his father at Bowling Green and is an assistant coach with the Boston Celtics, and Jon, who was a member of his father's George Mason teams from 1999-2003 - and four grandchildren.



25
GARRIUS ADAMS
Gr. | G | 6-6 | 200
Apex, N.C. | Middle Creek



4
RAPHAEL AKPEJIORI
Sr. | F | 6-9 | 241
Lagos, Nigeria | Sunrise Christian (Kan.)




15
RION BROWN
Sr. | G | 6-6 | 211
Hinesville, Ga. | Liberty County



1
DEANDRE BURNETT
Fr. | G | 6-2 | 191
Miami, Fla. | Carol City




2
CORN ELDER
Fr. | G | 5-10 | 173
Nashville, Tenn. | Ensworth




11
MIKE FERNANDEZ
Fr. | G | 6-1 | 189
Coral Gables, Fla. | Belen Jesuit




12
JUSTIN HELLER
Sr. | G | 6-2 | 177
Boca Raton, Fla. | West Boca Raton



23
TONYE JEKIRI
So. | C | 7-0 | 235
Hialeah, Fla. | Champagnat Catholic




35
JAMES KELLY
Jr. | F | 6-7 | 246
Ann Arbor, Mich. | Owens CC | Pioneer Pontiac, Mich.



22
DONNAVAN KIRK
Gr. | F | 6-9 | 228



20
MANU LECOMTE
Fr. | G | 5-11 | 159




10
SHELDON McCLELLAN
Jr. | G | 6-5 | 206
Houston, Texas | Texas | Bellaire




5
DAVON REED
Fr. | G | 6-6 | 208
Princeton, N.J. | Princeton Day



13
ANGEL RODRIGUEZ
Jr. | G | 5-11 | 181



3
STEVE SORENSON
So. | G | 6-0 | 161
Dallas, Texas | St. Mark's School



21
ERIK SWOOPE
Sr. | F | 6-5 | 220

Lake Elsinore, Calif. | Harvard-Westlake



JIM LARRAÑAGA
Head Coach



ERIC KONKOL
Assistant Coach




MICHAEL HUGER
Assistant Coach



CHRIS CAPUTO
Assistant Coach



ADAM FISHER
Director of Operations



GARRIUS ADAMS #25

Graduate | Guard | 6-6 | 200

Apex, N.C. | Middle Creek

- Scored in double-digits in 5-straight games.
- Multiple assists in 19 games with 3+ in 14 games
- At least two defensive rebounds in all but 1 game.
- Versatile guard. Plays the 1, 2 and 3 positions.
- Transporter. Jack of all trades. Top three on the team in most stats, including points, steals, assists.
- Missed basically two years with injuries, including medical hardship waiver in 2012-13 after knee surgery.
- Graduated in June 2013 with a degree in sports administration and a minor in sociology. Currently seeking a second major in sociology.
- Approach vertical: 37.5 | Bench: 265 | 185 test: 16
- One of four seniors not recruited by Larrañaga staff. (Akpejori, Brown, Swoope, Adams).
- Roommate with Donnavan Kirk both in 2009 and now.
- In high school, ranked among the top 20 shooting guards by ESPN and among top 30 by Scout. Averaged 21.8 points per game as a senior en route to setting Middle Creek High School scoring record in career points.
- 2009 NCPreps.com All-State Boys Basketball Team
- North Carolina/South Carolina All-Star Classic.
- AAU team Garner Road.
- Also recruited by Wake Forest, NC State, Virginia Tech and South Carolina.
- Born Garrius (Gary-us) Vershon Adams Nov. 15, 1990.
- Son of Valerie and Gary Adams. Brother to Deion, Ashley and Destiny.
- Aspirations of becoming GM of NBA team.

2009-10			
Opposition	P	R	A
NC Central	3	4	0
Nova Southeastern	10	2	0
Tulane	4	2	1
UNC Wilmington	0	0	0
South Carolina	3	2	0
FGCU	6	3	2
USC Upstate	1	3	1
Minnesota	2	1	1
at Boston College	4	1	1
SC State	5	4	1
at Stetson	4	5	0
FAU	9	2	1
NC A&T	1	8	1
Bethune-Cookman	6	2	0
at Pepperdine	5	1	2
Wake Forest	0	1	0
at Virginia Tech	6	2	1
at Virginia	0	1	0
Boston College	2	2	3
at Maryland	4	1	1
Virginia Tech	3	1	0
at Wake Forest	13	3	0
at Florida St.	5	3	1
Georgia Tech	6	3	0
at Clemson	5	2	2
Duke	2	2	0
Virginia	3	3	0
NC State	9	1	0
at North Carolina	0	1	0
Florida St.	0	2	0
Wake Forest	0	0	0
Duke	0	0	0


2010-11			
Opposition	P	R	A
Jacksonville	3	1	3
at Memphis	5	7	0
N.C. Central	10	3	2
at Rutgers	0	0	0
McNeese St.	11	4	6
at FGCU	13	5	1
Ole Miss	6	3	2
West Virginia	9	3	2
Stetson	4	2	5
UCF	7	5	0
Oral Roberts	10	2	0
Rice	9	4	3
Akron	4	1	1
Pepperdine	6	0	2
at Duke	0	3	0
at Clemson	14	5	3
BC	12	2	2
Florida St.	2	8	2
at NC State	2	2	2
UNC	12	3	1
at Virginia Tech	11	2	1
Georgia Tech	11	3	1
Virginia	8	9	2
at Wake Forest	8	4	1
Duke	9	6	2
at UNG	16	4	2
Clemson	4	5	3
at BC	12	6	4
at Florida St.	7	8	3
Maryland	4	4	3
at Georgia Tech	7	1	1
Virginia	10	5	2
UNC	0	3	1
FAU	4	2	1
Missouri St.	8	3	1
at Alabama	4	4	1

2011-12			
Opposition	P	R	A
Tennessee Tech	3	8	0
Rutgers	9	3	2
UNF	14	5	2
FGCU	7	4	1
at Ole Miss	4	7	1
at Purdue	2	1	1
Memphis	0	0	0
at West Virginia	15	3	2
Appalachian St.	3	1	1
UNCG	0	1	1
Wake Forest	6	2	1
at Maryland	0	0	0
Florida State	1	0	0
at NC State	5	1	0
Boston College	0	0	1
at Georgia Tech	0	0	0
vs. Florida State	3	1	1
Valparaiso	8	2	3
Minnesota	5	1	0

- Adams Season / Career Highs**
Points
 Season: 20, vs. UCF, 11/21/13
 Career: 20, vs. UCF, 11/21/13
 ACC: 14, (2x) last vs. Virginia Tech, 12/8/13
- Rebounds**
 Season: 10, vs. Norfolk State, 2/3/14
 Career: 10, vs. Norfolk State, 2/3/14
 ACC: 9, vs. Virginia 2/5/11
- Assists**
 Season: 6, at North Carolina, 1/8/14
 Career: 6 (2x) last at North Carolina, 1/8/14
 ACC: 6, at North Carolina, 1/8/14
- Steals**
 Season: 5, vs. Ga. Southern, 11/11/13
 Career: 5, vs. Ga. Southern, 11/11/13
 ACC: 3, vs. Boston College, 1/15/11
- Blocked Shots**
 Season: 1 (4x) last vs. Pittsburgh, 2/5/14
 Career: 2, (2x) last vs. Boston College 1/19/10
 ACC: 2, vs. Boston College 1/19/10
- Field Goals**
 Season: 7, vs. UCF, 11/21/13
 Career: 7, vs. UCF, 11/21/13
 ACC: 5, (4x) last vs. Virginia Tech, 12/8/13
- Field Goal Attempts**
 Season: 18, vs. St. Francis, 11/8/13
 Career: 18, vs. St. Francis, 11/8/13
 ACC: 11 (2x) last vs. Pittsburgh, 2/5/14
- Free Throws**
 Season: 7 (4x), last vs. Norfolk State, 2/3/14
 Career: 7 (5x), last vs. Norfolk State, 2/3/14
 ACC: 4, (3x) last at Florida State, 2/10/14
- Free Throw Attempts**
 Season: 10, vs. Ga. Southern, 11/11/13
 Career: 12, vs. UCF 12/18/10
 ACC: 8, at Maryland, 1/29/14
- 3-Point Field Goals**
 Season: 3, at Syracuse, 1/4/14
 Career: 4 (2x) last at West Virginia 12/10/11
 ACC: 4, at Clemson 1/8/11
- 3-Point Field Goal Attempts**
 Season: 8, vs. St. Francis, 11/8/13
 Career: 8, vs. St. Francis, 11/8/13
 ACC: 7 (3x), last at Syracuse, 1/4/14
- Foul Disqualifications**
 Season: 1, at Charleston, 11/18/13
 Career: 1 (2x) last at Charleston, 11/18/13
 ACC: --
- Minutes**
 Season: 42, vs. Ga. Southern, 11/11/13
 Career: 42, vs. Ga. Southern, 11/11/13
 ACC: 40, vs. Virginia, 2/5/11

ADAMS CAREER STATISTICS												3-Point			Free Throws			Rebounds			Scoring							
Season	GP	GS	Min.	Avg.	FG	FGA	Pct.	FG	FGA	Pct.	FT	FTA	Pct.	Off.	Def.	Tot.	Avg.	PF	FO	Ast.	TO	Blk	Stl	Pts.	Avg.			
2009-10	32	7	540	16.9	38	118	.322	26	89	.292	19	29	.655	19	47	66	2.1	20	0	19	25	6	23	121	3.8			
2010-11	36	24	1014	28.2	88	227	.388	35	114	.307	51	75	.680	37	95	132	3.7	68	0	66	60	6	37	262	7.3			
2011-12	19	6	319	16.8	29	73	.397	16	47	.340	11	20	.550	11	29	40	2.1	21	1	17	14	2	11	85	4.5			
2012-13	Medical Redshirt																											
2013-14	24	24	817	34.0	76	219	.347	22	88	.250	64	97	.660	17	92	109	4.5	47	1	68	47	5	32	238	9.9			
TOTAL	111	61	2690	24.2	231	637	.363	99	338	.293	145	221	.656	84	263	347	3.1	156	2	170	146	19	103	706	6.4			

ADAMS 2013-14												TOTAL			3-PTS			FREE THROWS			REBOUNDS			PF			FO			A			TO			Blk			Stl			Pts			Avg		
Opponent	Date	GS	Min	FG	FGA	Pct	3FG	FGA	Pct	FT	FTA	Pct	Off	Def	Tot	Avg	PF	FO	A	TO	Blk	Stl	Pts	Avg																							
SFB	11-08-13	*	40	4	18	.222	0	8	.000	7	9	.778	1	2	3	3.0	2	0	3	1	0	3	15	15.0																							
GA. SOUTHERN	11-11-13	*	42	2	8	.250	0	4	.000	7	10	.700	0	4	4	3.5	2	0	2	3	1	5	11	13.0																							
TEXAS SOUTHERN	11-14-13	*	26	4	10	.400	1	4	.250	1	2	.500	1	4	5	4.0	1	0	2	1	0	3	10	12.0																							
at Charleston	11-18-13	*	23	2	5	.400	1	3	.333	0	0	.000	0	2	2	3.5	5	1	2	0	0	0	5	10.3																							
UCF	11-21-13	*	36	7	12	.583	1	3	.333	5	6	.833	1	7	8	4.4	3	0	0	6	0	2	20	12.2																							
vs George Washington	11-28-13	*	40	4	13	.308	2	4	.500	7	8	.875	1	3	4	4.3	4	0	5	4	0	1	17	13.0																							
at Cal State Fullerton	11-29-13	*	35	3	9	.333	1	6	.167	0	0	.000	1	3	4	4.3	0	0	1	3	1	0	7	12.1																							
vs Arizona State	12-01-13	*	33	3	7	.429	1	2	.500	2	4	.500	1	8	9	4.9	3	0	4	0	0	2	9	11.8																							
at Nebraska	12-04-13	*	31	0	6	.000	0	2	.000	2	2	1.000	2	5	7	5.1	0	0	1	3	0	0	2	10.7																							
VIRGINIA TECH	12-08-13	*	34	5	9	.556	2	4	.500	2	4	.500	0	3	3	4.9	2	0	2	0	1	1	14	11.0																							
at Savannah State	12-19-13	*	33	3	6	.500	2	3	.667	4	4	1.000	0	7	7	5.1	2	0	4	2	0	2	12	11.1																							
LA SALLE	12-22-13	*	34	5	10	.500	1	2	.500	2	3	.667	1	2	3	4.9	1	0	3	1	0	2	13	11.3																							
LOYOLA	12-30-13	*	28	2	5	.400	0	2	.000	0	0	.000	0	3	3	4.8	1	0	3	1	0	1	4	10.7																							
at Syracuse	01-04-14	*	36	3	8	.375	3	7	.429	0	0	.000	0	5	5	4.8	1	0	4	1	1	0	9	10.6																							
at UNC	01-08-14	*	37	3	8	.375	1	4	.250	2	6	.333	1	2	3	4.7	0	0	6	3	0	2	9	10.5																							
FLORIDA STATE	01-15-14	*	34	1	10	.100	0	5	.000	1	2	.500	1	3	4	4.6	1	0	5	1	0	2	3	10.0																							
at Georgia Tech	01-18-14	*	34	2	8	.250	0	3	.000	2	6	.333	0	3	3	4.5	2	0	1	1	0	1	6	9.8																							
DUKE	01-22-14	*	35	3	11	.273	0	2	.000	2	2	1.000	0	2	2	4.4	2	0	3	1	0	1	8	9.7																							
SYRACUSE	01-25-14	*	35	3	10	.300	2	5	.400	0	0	.000	0	1	1	4.2	3	0	4	1	0	0	8	9.6																							
at Maryland	01-29-14	*	34	4	8	.500	1	5	.200	3	8	.375	1	5	6	4.3	3	0	2	4	0	0	12	9.7																							
NORFOLK STATE	02-01-14	*	35	2	6	.333	1	4	.250	7	8	.875	2	8	10	4.6	1	0	4	4	0	1	12	9.8																							
PITTSBURGH	02-05-14	*	35	4	11	.364	0	3	.000	2	5	.400	0	6	6	4.6	4	0	1	3	1	1	10	9.8																							
NC STATE	02-08-14	*	33	4	10	.400	0	1	.000	2	3	.667	0	2	2	4.5	3	0	3	1	0	2	10	9.8																							
at Florida State	02-10-14	*	34	3	11	.273	2	2	1.000	4	5	.800	3	2	5	4.5	1	0	3	2	0	0	12	9.9																							



RAPHAEL AKPEJIORI #4

Senior | Forward | 6-9 | 241

Lagos, Nigeria | Sunrise Christian Academy (Kan.)

- Scored 2+ points in three-straight games.
- Has a rebound in all but one outing.
- 15+ minutes in last three games after only one game of +10 minutes (18 at Ga. Tech) in other 12 games.

- Very strong and physical player who loves contact and has no regard for his own body.
- Sets hard screens and rebounds at a good rate.
- Good offensive rebounder and hard worker.
- Offseason ankle surgery, recovered well from that with improved mobility.
- Will graduate in May 2015 with both a bachelor's and master's in mechanical engineering. Takes classes such as applied thermodynamics and design of fluid & thermal systems.

- Approach vertical: 40 | Bench: 310
- Improved bench max from 215 to 270 and 185 test from 9-16 in 15 months during junior season.

- One of four seniors not recruited by Larrañaga staff. (Akpejori, Brown, Swoope, Adams).
- 2013 All-ACC Academic Team, ACC Academic Honor Roll, Book Buster (3.0 GPA), Athletics Director Honor Roll (3.2 GPA), Dean's List (3.5 GPA)

- Born Ehasor [A-tha-saur] Raphael Akpejori [AHK-peh-jour-ee] Oct. 10, 1990. Goes by Raphael.
- Son of Pius and Clara. One brother, Eshemokha, and four sisters, Okhiaofe, Ilamosi, Ideoghena and Eboshogwe. Three siblings are studying in Nigeria to be a civil engineer, chemical engineer and cell biology & genetics engineer.
- Also recruited by Texas A&M, Colorado, USF and UCF
- Rated as No. 64 power forward by ESPN in high school.
- Played AAU basketball for Baltimore Elite.
- Played in international game during 2008 Jordan Brand Basketball Classic in New York City.
- In August of 2013, averaged 9.2 points and 5.8 rebounds for Athletes in Action through five games played in Jamaica.

2010-11				2011-12				2012-13			
Opposition	P	R	A	Opposition	P	R	A	Opposition	P	R	A
Jacksonville	0	1	0	Tennessee Tech	7	3	0	Charlotte	2	0	0
at Memphis	2	1	0	Rutgers	3	1	1	at UCF	0	0	1
N.C. Central	8	5	0	UNF	5	4	0	at Hawai'i	0	0	2
at Rutgers	4	2	0	FGCU	0	0	0	vs. Arizona	1	0	1
McNeese St.	2	4	0	at Ole Miss	0	1	0	vs. Indiana State	2	0	3
at FGCU	1	2	0	at Purdue	2	7	1	La Salle	0	0	0
West Virginia	0	0	0	UMass	6	3	0	at Georgia Tech	2	0	4
Stetson	2	0	0	Memphis	2	2	0	at North Carolina	0	0	0
UCF	1	1	0	at West Virginia	3	2	0	Maryland	0	0	4
Oral Roberts	2	4	0	at Charlotte	0	0	0	at Boston College	4	0	2
Rice	0	2	0	Appalachian St.	0	0	0	Duke	0	0	1
Pepperdine	3	2	0	at North Carolina	2	1	0	Florida State	1	0	0
at Duke	1	3	0	at Boston College	0	0	0	Boston College	0	0	0
at Clemson	0	0	0	Maryland	4	1	0	North Carolina	0	0	0
Florida St.	2	0	0	Virginia Tech	0	0	0	Virginia Tech	0	0	0
UNC	1	1	0	North Carolina	0	0	0	Clemson	0	0	0
at Virginia Tech	0	0	0	Wake Forest	0	0	0	vs. Pacific	0	0	2
at UNCg	2	2	0	at Maryland	2	2	0	vs. Marquette	0	0	0
Maryland	0	0	0	Florida State	0	4	0				
at Alabama	0	1	0	at Georgia Tech	0	0	0				
				vs. Florida State	0	1	0				
				Minnesota	0	1	0				

Akpejori Season / Career Highs

Points
 Season: 4, at Florida State, 2/10/14
 Career: 8, vs. NC Central 11/19/10
 ACC: 4 (3x) last at Florida State, 2/10/14

Rebounds
 Season: 8, vs. NC State, 2/8/14
 Career: 8, vs. NC State, 2/8/14
 ACC: 8, vs. NC State, 2/8/14

Assists
 Season: --
 Career: 1 (3x), last vs. Florida State, 1/27/13
 ACC: 1, vs. Florida State, 1/27/13

Steals
 Season: 1, at Georgia Tech, 1/18/14
 Career: 1, (8x), last vs. Florida State, 1/27/13
 ACC: 1 (5x), last vs. Florida State, 1/27/13

Blocked Shots
 Season: 3, at Florida State, 2/10/14
 Career: 4 (2x), last vs. UNF 11/19/11
 ACC: 3 (2x) last at Florida State, 2/10/14

Field Goals
 Season: 2, at Florida State, 2/10/14
 Career: 3 (2x) last vs. Tennessee Tech 11/11/11
 ACC: 2 (3x) last at Florida State, 2/10/14

Field Goal Attempts
 Season: 2 (2x) last at Florida State, 2/10/14
 Career: 4, UNF 11/19/11
 ACC: 3 (3x) last at Boston College, 1/16/13

Free Throws
 Season: 2, at Nebraska, 12/4/13
 Career: 4, at Rutgers 11/21/10
 ACC: 2, vs. Florida State, 1/19/11

Free Throw Attempts
 Season: 3 at Florida State, 2/10/14
 Career: 4 (4x), last vs. Memphis 12/06/11
 ACC: 3 (2x) last at Florida State, 2/10/14

3-Point Field Goals
 Season: --
 Career: --
 ACC: --

3-Point Field Goal Attempts
 Season: --
 Career: --
 ACC: --

Foul Disqualifications
 Season: 1, at Florida State, 2/10/14
 Career: 1, at Florida State, 2/10/14


Minutes
 Season: 22, vs. NC State, 2/8/14
 Career: 22 (2x) last vs. NC State, 2/8/14
 ACC: 22, vs. NC State, 2/8/14

AKPEJIORI CAREER STATISTICS

Season	GP	GS	Min.	Avg.	3-Point			Free Throws			Rebounds				Scoring										
					FG	FGA	Pct.	FT	FTA	Pct.	Off.	Def.	Tot.	Avg.	PF	FO	Ast.	TO	Blk	Stl	Pts.	Avg.			
2010-11	20	0	98	4.9	5	10	.500	0	0	.000	21	32	.656	13	18	31	1.6	16	0	0	5	12	2	31	1.6
2011-12	22	3	147	6.7	13	27	.481	0	0	.000	10	17	.588	21	12	33	1.5	27	0	2	7	11	4	36	1.6
2012-13	18	0	81	4.5	5	14	.357	0	0	.000	1	3	.333	6	14	20	1.1	8	0	1	3	3	3	11	0.6
2013-14	16	1	142	8.9	4	8	.500	0	0	.000	5	9	.556	10	15	25	1.6	27	1	0	5	6	1	13	0.8
TOTAL	76	4	468	6.2	27	59	.458	0	0	.000	37	61	.607	50	59	109	1.4	78	1	3	20	32	10	91	1.2

AKPEJIORI 2013-14

Opponent	Date	TOTAL			3-PTS			FREE THROWS			REBOUNDS				PF	FO	A	TO	Blk	Stl	Pts	Avg	
		GS	Min	FG	FGA	Pct	3FG	FGA	Pct	FT	FTA	Pct	Off	Def									Tot
SFB	11-08-13	5	0	0	.000	0	0	.000	0	0	.000	0	0	0	0.0	1	0	0	1	0	0	0.0	
TEXAS SOUTHERN	11-14-13	2	1	1	1.000	0	0	.000	0	0	.000	0	1	1	0.5	3	0	0	1	0	0	2.0	
UCF	11-21-13	4	0	1	.000	0	0	.000	0	0	.000	0	1	1	0.7	0	0	0	0	1	0	0.7	
vs Arizona State	12-01-13	5	0	0	.000	0	0	.000	0	0	.000	0	1	1	0.8	1	0	0	0	0	0	0.5	
at Nebraska	12-04-13	8	0	0	.000	0	0	.000	2	2	1.000	0	1	1	0.8	4	0	0	0	0	0	2.0	
VIRGINIA TECH	12-08-13	9	0	1	.000	0	0	.000	0	0	.000	0	2	2	1.0	2	0	0	1	0	0	0.7	
LOYOLA	12-30-13	8	0	0	.000	0	0	.000	0	0	.000	0	1	1	1.0	0	0	0	0	0	0	0.6	
at Syracuse	01-04-14	3	0	0	.000	0	0	.000	0	0	.000	1	0	1	1.0	1	0	0	1	0	0	0.5	
at UNC	01-08-14	2	0	0	.000	0	0	.000	0	0	.000	1	0	1	1.0	0	0	0	0	0	0	0.4	
at Georgia Tech	01-18-14	18	0	1	.000	0	0	.000	0	0	.000	1	1	2	1.1	2	0	0	0	0	1	0.4	
DUKE	01-22-14	8	0	0	.000	0	0	.000	0	0	.000	0	1	1	1.1	2	0	0	0	0	0	0.4	
SYRACUSE	01-25-14	7	0	0	.000	0	0	.000	0	0	.000	0	1	1	1.1	1	0	0	0	1	0	0.3	
at Maryland	01-29-14	5	0	0	.000	0	0	.000	0	0	.000	0	0	0	1.0	1	0	0	0	0	0	0.3	
PITTSBURGH	02-05-14	15	0	0	.000	0	0	.000	2	2	1.000	0	1	1	1.0	2	0	0	1	0	0	2.0	
NC STATE	02-08-14	22	1	2	.500	0	0	.000	1	2	.500	5	3	8	1.5	2	0	0	0	0	0	3.0	
at Florida State	02-10-14	*	21	2	2	1.000	0	0	.000	0	3	.000	2	1	3	1.6	5	1	0	1	3	0	4.0



RION BROWN

Senior | Guard | 6-6 | 211

#15

Hinesville, Ga. | Liberty County

- 5-straight games with double digit points, 19 overall.
- Hit multiple threes in 12 games, and in 6-straight outings.
- 4+ rebounds 21 times, 7+ rebounds 11 times.

- Very athletic and attacks the rim on offensive rebounds and lobs.
- Catch and shoot player who is finding his rhythm.
- Currently making 100 3-pointers before or after practice every day.
- Mother likes him to wear orange shoes.
- Rebounding and assist numbers are up from past seasons.
- Taking on a leadership role after being seventh man a season ago.
- Only returner from last year who started a game.
- Approach vertical: 39 | Bench: 275 | 185 test: 15
- Improved 1-step vertical from 31.5 to 35.5, 185 test from 2 to 12 reps and bench max from 205-245 junior year.
- One of four seniors not recruited by Larrañaga staff.

(Akpejori, Brown, Swoope, Adams).

- Scored 21 points with five 3-pointers against Illinois to help the Canes to the NCAA Sweet 16 in 2013.
- Hit eight 3-pointers in first two games of NCAA Tournament.
- Perfect 6-6 at the line in five postseason games.
- 12 points in ACC Tournament Championship game, including six points from distance.
- Sophomore season knocked down 11 threes in four postseason games, leading team with 14.3 points in ACC Tournament and NIT combined.
- Led team in NIT with 17.0 points and 35.5 minutes per night, and was second with 6.0 rebounds in two games.
- Born Rion (Ryan) Cortez Brown Sept. 3, 1991.
- Majoring in sports administration, will graduate in May 2014.
- Also recruited by Georgia, Alabama and Virginia.
- Rated as No. 15 shooting guard by Scout, No. 47 shooting guard by ESPN and No. 61 by Rivals.
- Played AAU basketball for Worldwide Renegades.
- Son of Lisa Brown and Tico Brown, who played basketball at Georgia Tech, in the Continental Basketball Association and overseas. When he retired, Tico was the CBA's all-time leading scorer (8,538 points) and was voted to the All-Time CBA Team. Brother to Tico Brown II.

2010-11			
Opposition	P	R	A
Jacksonville	3	2	1
at Memphis	0	2	0
N.C. Central	17	2	2
at Rutgers	5	2	0
McNeese St.	16	4	0
at FGCU	5	0	1
Ole Miss	3	2	1
West Virginia	0	1	0
Stetson	3	0	1
UCF	0	0	0
Oral Roberts	1	1	0
Rice	0	1	0
Akron	0	1	0
Pepperdine	9	1	0
at Duke	0	0	0
at Clemson	1	0	0
BC	0	0	1
Florida St.	0	1	0
at NC State	3	0	1
UNC	0	1	0
at Virginia Tech	7	3	0
Georgia Tech	5	8	1
Virginia	8	3	0
at Wake Forest	0	2	2
Duke	8	3	0
at UNCG	0	1	0
Clemson	5	2	0
at BC	4	1	0
at Florida St.	3	7	1
Maryland	19	3	3
at Georgia Tech	3	3	3
Virginia	9	3	0
UNC	5	3	1
FAU	6	1	0
Missouri St.	7	3	2
at Alabama	2	5	1

2011-12			
Opposition	P	R	A
Tennessee Tech	7	3	1
Rutgers	0	4	1
at Ole Miss	0	0	0
at Purdue	3	4	0
UMass	7	2	0
Memphis	6	1	0
at West Virginia	0	0	0
vs. FAU	15	0	0
at Charlotte	11	2	0
Appalachian St.	15	3	0
UNCG	6	2	1
at Virginia	4	1	0
at North Carolina	3	2	0
Clemson	5	2	0
NC State	10	4	0
at Georgia Tech	0	1	1
at Boston College	2	3	3
Maryland	5	3	1
at Duke	5	1	1
Virginia Tech	8	3	0
at Florida State	5	3	0
North Carolina	5	5	1
Wake Forest	11	6	3
at Maryland	4	1	0
Florida State	9	2	0
at NC State	15	4	1
Boston College	5	2	1
at Georgia Tech	10	5	0
vs. Florida State	13	5	0
Valparaiso	18	6	1
Minnesota	16	6	0

2012-13			
Opposition	P	R	A
Stetson	10	1	2
at FGCU	1	4	3
Jacksonville	8	7	1
Detroit	6	5	2
Michigan State	5	0	1
at Massachusetts	6	0	2
Charlotte	4	3	0
at UCF	6	0	1
at Hawai'i	6	1	1
vs. Arizona	2	1	0
vs. Indiana State	7	2	0
La Salle	2	0	1
at Georgia Tech	22	1	0
at North Carolina	9	2	0
Maryland	2	2	0
at Boston College	3	0	1
Duke	4	0	2
Florida State	8	2	2
at Virginia Tech	5	1	2
at NC State	0	1	0
Boston College	22	3	1
North Carolina	11	1	1
at Florida State	2	0	0
at Clemson	5	2	0
Virginia	10	4	0
at Wake Forest	2	6	0
Virginia Tech	3	2	0
at Duke	3	3	0
Georgia Tech	0	1	1
Clemson	3	1	0
vs. Boston College	7	1	1
vs. NC State	0	0	0
vs. North Carolina	12	4	3
vs. Pacific	9	2	0
vs. Illinois	21	5	2
vs. Marquette	5	4	0

Brown Season / Career Highs

Points
Season: 25 (2x) last at Maryland, 1/29/14
Career: 25 (2x) last at Maryland, 1/29/14
ACC: 25, at Maryland, 1/29/14

Rebounds
Season: 11, vs. Texas Southern, 11/14/13
Career: 11, vs. Texas Southern, 11/14/13
ACC: 10, at North Carolina, 1/8/14

Assists
Season: 9, vs. Texas Southern, 11/14/13
Career: 9, vs. Texas Southern, 11/14/13
ACC: 4, at Syracuse, 1/4/14

Steals
Season: 3, (3x) last vs. NC State, 2/8/14
Career: 3 (4x) last vs. NC State, 2/8/14
ACC: 3, vs. NC State, 2/8/14

Blocked Shots
Season: 1, (3x) last at Florida State, 2/10/14
Career: 1, (8x) last at Florida State, 2/10/14
ACC: 1, (4x) last at Florida State, 2/10/14

Field Goals
Season: 8 (2x) last vs. Florida State, 1/15/14
Career: 9, at Georgia Tech, 1/5/13
ACC: 9, at Georgia Tech, 1/5/13

Field Goal Attempts
Season: 16, vs. Florida State, 1/15/14
Career: 16, vs. Florida State, 1/15/14
ACC: 16, vs. Florida State, 1/15/14

Free Throws
Season: 12, at Maryland, 1/29/14
Career: 12, at Maryland, 1/29/14
ACC: 12, at Maryland, 1/29/14

Free Throw Attempts
Season: 13, at Maryland, 1/29/14
Career: 13, at Maryland, 1/29/14
ACC: 13, at Maryland, 1/29/14

3-Point Field Goals
Season: 5 (2x) last vs. Florida State, 1/15/14
Career: 6, vs. Maryland 3/2/11
ACC: 6, vs. Maryland 3/2/11

3-Point Field Goal Attempts
Season: 11, at Nebraska, 12/4/13
Career: 11, at Nebraska, 12/4/13
ACC: 10, vs. NC State, 2/8/14

Foul Disqualifications

Season: --
Career: --

Minutes


Season: 45, vs. Ga. Southern, 11/11/13
Career: 45, vs. Ga. Southern, 11/11/13
ACC: 41, vs. Pittsburgh, 2/5/14

BROWN CAREER STATISTICS

Season	GP	GS	Min.	Avg.	3-Point			Free Throws			Rebounds				Scoring										
					FG	FGA	Pct.	FT	FTA	Pct.	Off.	Def.	Tot.	Avg.	PF	FO	Ast.	TO	Blk	Stl	Pts.	Avg.			
2010-11	36	5	607	16.9	51	141	.362	32	90	.356	23	33	.697	13	59	72	2.0	54	0	22	33	3	10	157	4.4
2011-12	31	3	618	19.9	73	171	.427	41	104	.394	36	47	.766	26	60	86	2.8	41	0	16	21	1	15	223	7.2
2012-13	36	6	800	22.2	79	215	.367	38	130	.292	35	47	.745	24	48	72	2.0	52	0	30	22	2	15	231	6.4
2013-14	24	23	832	34.7	116	275	.422	46	137	.336	71	90	.789	36	109	145	6.0	43	0	54	35	3	23	349	14.5
TOTAL	127	37	2857	22.5	319	802	.398	157	461	.341	165	217	.760	99	276	375	3.0	190	0	122	111	9	63	960	7.6

BROWN 2013-14

Opponent	Date	GS	Min	TOTAL			3-PTS			FREE THROWS			REBOUNDS				PF	FO	A	TO	Blk	Stl	Pts	Avg
				FG	FGA	Pct	3FG	FGA	Pct	FT	FTA	Pct	Off	Def	Tot	Avg								
SFB	11-08-13	*	42	3	10	.300	0	3	.000	5	6	.833	1	6	7	7.0	1	0	0	1	0	0	11	11.0
GA. SOUTHERN	11-11-13	*	45	3	13	.231	2	6	.333	7	8	.875	3	4	7	7.0	3	0	4	0	0	0	15	13.0
TEXAS SOUTHERN	11-14-13	*	34	6	12	.500	1	2	.500	0	0	.000	3	8	11	8.3	1	0	9	4	0	3	13	13.0
at Charleston	11-18-13	*	35	6	10	.600	1	2	.500	2	2	1.000	2	2	4	7.3	1	0	2	1	0	2	15	13.5
UCF	11-21-13	*	29	4	15	.267	1	8	.125	2	2	1.000	1	6	7	7.2	2	0	2	0	0	1	11	13.0
vs George Washington	11-28-13	*	34	4	12	.333	1	6	.167	7	7	1.000	3	6	9	7.5	2	0	1	0	0	1	16	13.5
at Cal State Fullerton	11-29-13	*	34	4	10	.400	0	3	.000	1	2	.500	2	6	8	7.6	2	0	2	4	0	0	9	12.9
vs Arizona State	12-01-13	*	30	3	7	.429	0	1	.000	3	5	.600	1	3	4	7.1	2	0	4	2	0	0	9	12.4
at Nebraska	12-04-13	*	32	8	14	.571	5	11	.455	4	6	.667	0	2	2	6.6	4	0	3	2	0	1	25	13.8
VIRGINIA TECH	12-08-13	*	38	4	15	.267	1	5	.200	0	0	.000	2	2	4	6.3	2	0	2	0	0	1	9	13.3
at Savannah State	12-19-13	*	37	5	11	.455	1	5	.200	2	2	1.000	1	2	3	6.0	1	0	5	2	1	2	13	13.3
LA SALLE	12-22-13	*	33	6	12	.500	1	5	.200	4	6	.667	4	5	9	6.3	0	0	4	2	0	1	17	13.6
LOYOLA	12-30-13	*	27	6	11	.545	4	6	.667	1	2	.500	2	7	9	6.5	2	0	1	2	0	3	17	13.8
at Syracuse	01-04-14	*	35	3	9	.333	1	4	.250	0	0	.000	0	4	4	6.3	1	0	4	2	0	0	7	13.4
at UNC	01-08-14	*	31	7	14	.500	2	6	.333	3	6	.500	1	9	10	6.5	4	0	0	1	1	0	19	13.7
FLORIDA STATE	01-15-14	*	34	8	16	.500	5	9	.556	0	0	.000	1	3	4	6.4	2	0	0	0	0	1	21	14.2
at Georgia Tech	01-18-14	*	36	5	9	.556	2	5	.400	0	0	.000	1	5	6	6.4	0	0	0	2	0	0	12	14.1
DUKE	01-22-14	*	27	1	6	.167	0	3	.000	0	0	.000	1	2	3	6.2	3	0	0	0	0	1	2	13.4
SYRACUSE	01-25-14	*	38	5	9	.556	3	5	.600	0	0	.000	2	6	8	6.3	2	0	2	1	0	1	13	13.4
at Maryland	01-29-14	*	31	5	8	.625	3	5	.600	12	13	.923	0	5	5	6.2	3	0	2	0	0	1	25	14.0
NORFOLK STATE	02-01-14	*	39	5	13	.385	3	10	.300	2	2	1.000	1	6	7	6.2	1	0	3	4	0	1	15	14.0
PITTSBURGH	02-05-14		41	7	14	.500	4	9	.444	3	5	.600	1	3	4	6.1	1	0	3	2	0	0	21	14.3
NC STATE	02-08-14	*	37	5	14	.357	3	10	.300	7	8	.875	3	2	5	6.1	2	0	0	3	0	3	20	14.6
at Florida State	02-10-14	*	33	3	11	.273	2	8	.250	6	8	.750	0	5	5	6.0	1	0	1	0	1	0	14	14.5



TONYE JEKIRI

Sophomore | Center | 7-0 | 235

#23

Hialeah, Fla. | Champagnat Catholic School

Jekiri Season / Career Highs

Points
 Season: 15, at Florida State, 2/10/14
 Career: 15, at Florida State, 2/10/14
 ACC: 15, at Florida State, 2/10/14

Rebounds
 Season: 10, at North Carolina, 1/8/14
 Career: 10, at North Carolina, 1/8/14
 ACC: 10, at North Carolina, 1/8/14

Assists
 Season: 4, vs. Syracuse, 1/25/14
 Career: 4, vs. Syracuse, 1/25/14
 ACC: 4, vs. Syracuse, 1/25/14

Steals
 Season: 2 (3x) last vs. Pittsburgh, 2/5/14
 Career: 2 (3x) last vs. Pittsburgh, 2/5/14
 ACC: 2 (2x) last vs. Pittsburgh, 2/5/14

Blocked Shots
 Season: 3, at North Carolina, 1/8/14
 Career: 3, at North Carolina, 1/8/14
 ACC: 3, at North Carolina, 1/8/14

Field Goals
 Season: 5, at Florida State, 2/10/14
 Career: 5, at Florida State, 2/10/14
 ACC: 5, at Florida State, 2/10/14

Field Goal Attempts
 Season: 7 (3x) last vs. Duke, 1/22/14
 Career: 7 (3x) last vs. Duke, 1/22/14
 ACC: 7, vs. Duke, 1/22/14

Free Throws
 Season: 5, at Florida State, 2/10/14
 Career: 5, at Florida State, 2/10/14
 ACC: 5, at Florida State, 2/10/14

Free Throw Attempts
 Season: 7, at Florida State, 2/10/14
 Career: 7, at Florida State, 2/10/14
 ACC: 7, at Florida State, 2/10/14

3-Point Field Goals

Season: --
 Career: --
 ACC: --

3-Point Field Goal Attempts

Season: --
 Career: --
 ACC: --

Foul Disqualifications

Season: 4, last at Georgia Tech, 1/18/14
 Career: 4, last at Georgia Tech, 1/18/14
 ACC: 3, last at Georgia Tech, 1/18/14

Minutes

Season: 35, at Maryland, 1/29/14
 Career: 35, at Maryland, 1/29/14
 ACC: 35, at Maryland, 1/29/14

2012-13			
Opposition	P	R	A
at FGCU	1	2	0
Jacksonville	0	0	0
Michigan State	0	2	0
at Massachusetts	0	0	0
Charlotte	0	0	0
at UCF	3	2	0
at Hawai'i	1	0	0
vs. Arizona	0	2	0
vs. Indiana State	0	0	0
La Salle	0	1	0
at Georgia Tech	2	2	0
at North Carolina	0	1	0
Maryland	2	4	0
at Boston College	0	1	1
Duke	2	2	0
Florida State	4	2	0
at Virginia Tech	2	1	0
at NC State	0	2	1
Boston College	2	4	0
North Carolina	2	2	0
at Florida State	2	2	0
at Clemson	0	0	0
Virginia	2	0	0
at Wake Forest	2	3	0
Virginia Tech	4	2	0
at Duke	2	0	0
Georgia Tech	0	0	0
Clemson	2	3	0
vs. Boston College	0	1	0
vs. NC State	2	3	0
vs. North Carolina	1	1	0
vs. Pacific	6	5	0
vs. Illinois	4	2	1
vs. Marquette	0	3	0

- 4+ rebounds 15 times this season.
- Scored 4+ points in 11 outings.
- 20+ minutes per game 15 times.


- Has only played basketball for four years after moving from Nigeria to South Florida in September 2010 to begin hoops career. Previously played soccer.
- Gained 25 pounds from a season ago, drinking protein shakes, and eating chicken and rice dishes.
- Averaged 3.3 points, 3.3 rebounds, 0.7 blocks and 10.3 minutes in three 2013 NCAA tournament games.
- Saints fan because of former Hurricane Jimmy Graham.
- Terrific learner who picks up concepts quickly.
- Good passer for his size.
- Developing his offensive game.
- Can play with back to basket or step out for a 10-12-foot shot.
- Runs the floor like a guard and has unstoppable motor.
- Only scholarship sophomore on the team, second Florida recruit in Larrañaga era.
- One of eight players on the team recruited by Larrañaga staff.
- Acclimated himself well from Nigeria to U.S. culture.
- Chose jersey number 23 because July 23 is birthday.
- Approach vertical: 37.
- Born Tonye [TAHN-yay] Frank Jekiri [Ja-KEER-EE] July 23, 1994 in Port Harcourt, Nigeria. Son of Emiliania and Frank. Brother to Tammie, Omiebi and Boma.
- Majoring in sports administration.
- Chose Miami over considerations from Virginia Tech, Clemson, Florida State, Auburn, Vanderbilt and Alabama.
- Rated 17th-best center in country by ESPN.com and No. 13 by Scout.com.
- Averaged 20 points, 12 rebounds and 5 blocks per game as a senior.
- On AAU circuit, played for Team Breakdown.

JEKIRI CAREER STATISTICS

Season	GP	GS	Min.	Avg. FG	FGA	Pct.	3-Point			Free Throws			Rebounds				Scoring								
							FG	FGA	Pct.	FT	FTA	Pct.	Off.	Def.	Tot.	Avg.	Pf	Fo	Ast.	TO	Blk	Stl	Pts.	Avg.	
2012-13	34	0	235	6.9	18	35	.514	0	0	.000	11	20	.550	28	27	55	1.6	35	0	4	11	11	7	47	1.4
2013-14	24	12	488	20.3	41	95	.432	0	0	.000	13	24	.542	40	73	113	4.7	63	4	15	24	19	13	95	4.0
TOTAL	58	12	723	12.5	59	130	.454	0	0	.000	24	44	.545	68	100	168	2.9	98	4	19	35	30	20	142	2.4

JEKIRI 2013-14

Opponent	Date	GS	Min	TOTAL			3-PTS			FREE THROWS			REBOUNDS				PF	FO	A	TO	Blk	Stl	Pts	Avg
				FG	FGA	Pct	3FG	FGA	Pct	FT	FTA	Pct	Off	Def	Tot	Avg								
SFB	11-08-13	*	23	2	7	.286	0	0	.000	2	2	1.000	1	8	9	9.0	5	1	1	2	1	0	6	6.0
GA. SOUTHERN	11-11-13	*	9	1	4	.250	0	0	.000	0	0	.000	1	0	1	5.0	2	0	0	2	0	0	2	4.0
TEXAS SOUTHERN	11-14-13	*	12	2	6	.333	0	0	.000	0	0	.000	2	2	4	4.7	1	0	0	1	0	0	4	4.0
at Charleston	11-18-13		16	3	4	.750	0	0	.000	0	0	.000	2	1	3	4.3	3	0	0	0	1	0	6	4.5
UCF	11-21-13		17	1	3	.333	0	0	.000	0	0	.000	0	3	3	4.0	3	0	0	0	0	1	2	4.0
vs George Washington	11-28-13	*	21	1	3	.333	0	0	.000	0	0	.000	0	1	1	3.5	0	0	1	1	1	1	2	3.7
at Cal State Fullerton	11-29-13		20	2	3	.667	0	0	.000	0	0	.000	0	4	4	3.6	3	0	0	2	0	0	4	3.7
vs Arizona State	12-01-13		10	0	3	.000	0	0	.000	0	0	.000	2	1	3	3.5	1	0	0	0	0	0	0	3.3
at Nebraska	12-04-13		21	1	2	.500	0	0	.000	0	0	.000	2	5	7	3.9	2	0	1	0	1	0	2	3.1
VIRGINIA TECH	12-08-13		21	1	5	.200	0	0	.000	0	0	.000	3	4	7	4.2	0	0	0	0	1	0	2	3.0
at Savannah State	12-19-13		14	2	2	1.000	0	0	.000	0	0	.000	0	1	1	3.9	2	0	1	3	1	1	4	3.1
LA SALLE	12-22-13		25	4	7	.571	0	0	.000	1	2	.500	2	5	7	4.2	3	0	0	0	1	2	9	3.6
LOYOLA	12-30-13		23	4	5	.800	0	0	.000	2	4	.500	1	3	4	4.2	5	1	2	1	2	1	10	4.1
at Syracuse	01-04-14		18	2	5	.400	0	0	.000	1	2	.500	2	1	3	4.1	2	0	2	0	1	1	5	4.1
at UNC	01-08-14		27	1	4	.250	0	0	.000	0	0	.000	3	7	10	4.5	4	0	1	3	3	2	2	4.0
FLORIDA STATE	01-15-14	*	20	1	3	.333	0	0	.000	0	0	.000	3	4	7	4.6	5	1	1	0	0	0	2	3.9
at Georgia Tech	01-18-14	*	16	0	1	.000	0	0	.000	0	0	.000	0	3	3	4.5	5	1	0	2	1	0	0	3.6
DUKE	01-22-14	*	26	4	7	.571	0	0	.000	0	1	.000	3	6	9	4.8	1	0	0	1	1	1	8	3.9
SYRACUSE	01-25-14	*	27	1	4	.250	0	0	.000	1	4	.250	3	2	5	4.8	4	0	4	0	0	0	3	3.8
at Maryland	01-29-14	*	35	0	3	.000	0	0	.000	0	0	.000	3	3	6	4.9	2	0	0	3	1	0	0	3.7
NORFOLK STATE	02-01-14	*	23	2	3	.667	0	0	.000	0	0	.000	1	1	2	4.7	2	0	1	1	1	0	4	3.7
PITTSBURGH	02-05-14	*	20	1	3	.333	0	0	.000	1	2	.500	3	1	4	4.7	4	0	0	0	0	2	3	3.6
NC STATE	02-08-14	*	18	0	2	.000	0	0	.000	0	0	.000	1	3	4	4.7	1	0	0	0	0	0	0	3.5
at Florida State	02-10-14		26	5	6	.833	0	0	.000	5	7	.714	2	4	6	4.7	3	0	0	2	2	1	15	4.0



JAMES KELLY

Junior | Forward | 6-7 | 246

#35

Ann Arbor, Mich. | Owens CC | Pioneer HS

Kelly Season Highs

Points
 Season: 18, at Charleston, 11/18/13
 ACC: 12, vs. Virginia Tech, 12/8/13

Rebounds
 Season: 9, vs. Virginia Tech, 12/8/13
 ACC: 9, vs. Virginia Tech, 12/8/13

Assists
 Season: 2 (2x) last vs. Texas Southern, 11/14/13
 ACC: 1 (2x) last vs. Syracuse, 1/25/14

Steals
 Season: 2 (2x) last at Charleston, 11/18/13
 ACC: 1 (3x) last vs. Florida State, 1/15/14

Blocked Shots
 Season: 2, at Cal State Fullerton, 11/29/13
 ACC: 1 (2x) last vs. Duke, 1/22/14

Field Goals
 Season: 7, vs. Texas Southern, 11/14/13
 ACC: 5, vs. Virginia Tech, 12/8/13

Field Goal Attempts
 Season: 11, vs. Texas Southern, 11/14/13
 ACC: 14, vs. Virginia Tech, 12/8/13

Free Throws
 Season: 3 (3x) last vs. Duke, 1/22/14
 ACC: 3, vs. Duke, 1/22/14

Free Throw Attempts
 Season: 4 (3x) last vs. Duke, 1/22/14
 ACC: 4, vs. Duke, 1/22/14

3-Point Field Goals
 Season: 3 (2x) last at Charleston, 11/18/13
 ACC: 1 (3x) last at Florida State, 2/10/14

3-Point Field Goal Attempts
 Season: 4, vs. Texas Southern, 11/14/13
 ACC: 3, vs. Florida State, 1/15/14

Foul Disqualifications
 Season: --
 ACC: --


Minutes
 Season: 35, vs. Arizona State, 12/1/13
 ACC: 31, vs. Virginia Tech, 12/8/13

- Missed games against Maryland and Norfolk State due to lower extremity injury.
- Grabbed a rebound in all but two games.
- Played 20+ minutes 13 times.
- Began playing organized basketball junior year of high school after four-inch growth spurt.
- Good touch, very explosive and athletic.
- Catch and shoot from three and midrange.
- Inside-out talent.
- Spending more and more time in the gym to learn the game.
- Came to UM without visiting campus. Impressed by coaching staff's care for his schoolwork and off-the-court life.
- Increased bench 235 to 315 in four months, after never lifting weights before.
- Approach vertical: 37.5 | Bench max: 315
- Teammates compare him to former Cane DeQuan Jones for his personality and athleticism.
- Suite/roommates with Manu Lecomte, Davon Reed and Dre Burnett.
- One of eight players on the team recruited by Larrañaga staff.
- Averaged 17.9 points, 10.0 rebounds, 1.0 assist, 1.5 steals and 1.5 blocks per game in two seasons at Owens. Totaled 1,219 points, 678 rebounds, 105 blocks, 104 steals and 70 assists. First player in program history to record 1,000 points, 600 rebounds, 100 steals and 100 blocks in his career. 38 career double-doubles.
- Led the Ohio Community College Athletic Conference (OCCAC) in scoring (21.1 ppg) and rebounding (11.4 rpg), third in blocks (1.6bpg) and fourth in steals (2.3spg).
- NJCAA D-II Second Team All-American as a sophomore.
- Played in NJCAA Division II tournament semifinals.
- Born James Leo Kelly August 12, 1993. Son of Darlene Ison and Desi Kelly. Brother to Desi Kelly, Jr.
- Majoring in liberal arts.
- Recruited by Michigan State, New Mexico, West Virginia and Clemson.
- Played AAU for the Michigan Warriors.

KELLY CAREER STATISTICS

Season	GP	GS	Min.	Avg.	3-Point			Free Throws			Rebounds				Scoring										
					FG	FGA	Pct.	FT	FTA	Pct.	Off.	Def.	Tot.	Avg.	PF	FO	Ast.	TO	Blk	Stl	Pts.	Avg.			
2013-14	22	11	433	19.7	61	118	.517	12	29	.414	18	27	.667	23	64	87	4.0	37	0	12	17	11	10	152	6.9

KELLY 2013-14		TOTAL					3-PTS			FREE THROWS			REBOUNDS											
Opponent	Date	GS	Min	FG	FGA	Pct	3FG	FGA	Pct	FT	FTA	Pct	Off	Def	Tot	Avg	PF	FO	A	TO	Blk	Stl	Pts	Avg
SFB	11-08-13	5	0	0	.000	0	0	.000	0	0	.000	3	1	4	4.0	2	0	0	2	0	0	0	0.0	
GA. SOUTHERN	11-11-13	20	5	8	.625	0	1	.000	0	0	.000	2	0	2	3.0	2	0	2	0	0	1	10	5.0	
TEXAS SOUTHERN	11-14-13	28	7	11	.636	3	4	.750	0	0	.000	1	6	7	4.3	3	0	2	1	0	2	17	9.0	
at Charleston	11-18-13 *	33	6	9	.667	3	3	1.000	3	4	.750	0	4	4	4.3	2	0	1	0	1	2	18	11.3	
UCF	11-21-13 *	16	1	4	.250	0	2	.000	0	0	.000	2	2	4	4.2	3	0	1	1	1	0	2	9.4	
vs George Washington	11-28-13	28	5	9	.556	0	0	.000	1	2	.500	2	4	6	4.5	2	0	0	0	1	0	11	9.7	
at Cal State Fullerton	11-29-13 *	24	4	7	.571	1	2	.500	1	2	.500	1	6	7	4.9	3	0	1	0	2	0	10	9.7	
vs Arizona State	12-01-13 *	35	4	7	.571	0	2	.000	3	4	.750	0	6	6	5.0	3	0	1	1	1	0	11	9.9	
at Nebraska	12-04-13 *	28	1	4	.250	0	2	.000	0	0	.000	0	5	5	5.0	0	0	0	1	1	0	2	9.0	
VIRGINIA TECH	12-08-13 *	31	5	14	.357	0	1	.000	2	2	1.000	3	6	9	5.4	4	0	0	2	0	1	12	9.3	
at Savannah State	12-19-13 *	26	3	5	.600	0	1	.000	0	1	.000	2	6	8	5.6	0	0	1	2	0	1	6	9.0	
LA SALLE	12-22-13 *	20	4	7	.571	1	1	1.000	1	2	.500	0	3	3	5.4	1	0	0	2	1	1	10	9.1	
LOYOLA	12-30-13 *	29	5	8	.625	1	1	1.000	0	0	.000	2	4	6	5.5	2	0	1	0	1	0	11	9.2	
at Syracuse	01-04-14 *	28	4	5	.800	0	1	.000	0	0	.000	1	2	3	5.3	1	0	1	2	0	0	8	9.1	
at UNC	01-08-14 *	10	0	1	.000	0	1	.000	1	2	.500	0	1	1	5.0	2	0	0	0	1	1	1	8.6	
FLORIDA STATE	01-15-14	18	1	5	.200	1	3	.333	1	2	.500	3	1	4	4.9	2	0	0	1	0	1	4	8.3	
at Georgia Tech	01-18-14	3	0	0	.000	0	0	.000	0	0	.000	0	0	0	4.6	1	0	0	0	0	0	0	7.8	
DUKE	01-22-14	16	2	4	.500	1	2	.500	3	4	.750	0	2	2	4.5	1	0	0	1	1	0	8	7.8	
SYRACUSE	01-25-14	25	2	6	.333	0	0	.000	2	2	1.000	0	3	3	4.4	3	0	1	0	0	0	6	7.7	
PITTSBURGH	02-05-14	1	0	1	.000	0	1	.000	0	0	.000	0	1	1	4.3	0	0	0	0	0	0	0	7.4	
NC STATE	02-08-14	6	1	2	.500	0	0	.000	0	0	.000	1	1	2	4.1	0	0	0	1	0	0	2	7.1	
at Florida State	02-10-14	3	1	1	1.000	1	1	1.000	0	0	.000	0	0	0	4.0	0	0	0	0	0	0	3	6.9	



DONNAN KIRK #22

Graduate | Forward | 6-9 | 228

Pontiac, Mich. | DePaul | Detroit Country Day HS

- 10+ rebounds four times.
- Started every game, with Adams.
- Multiple blocks in 13 games.

Opposition	P	R	A
N.C. Central	4	4	0
Nova Southeastern	4	5	0
vs. Tulane	2	0	0
vs. UNC-W	0	0	0

Opposition	P	R	A
Jacksonville	0	0	0
at Memphis	6	4	0
N.C. Central	6	4	0
at Rutgers	0	0	0
McNeese State	4	3	0
at FGCU	6	6	0
Ole Miss	1	1	0
West Virginia	2	1	0
at Stetson	6	0	0
vs UCF	4	1	0
vs Oral Roberts	0	0	0
vs Rice	0	0	0
vs Akron	0	1	0

Opposition	P	R	A
vs Minnesota	2	0	0
vs Texas Tech	2	4	0
vs Arizona State	0	1	0
at Northern Illinois	2	2	0
Arkansas PB	6	6	0
Cal Poly	0	4	0
Syracuse	14	3	1
Pittsburgh	2	8	0
at Louisville	0	2	0
Georgetown	4	1	0
USF	0	1	0
at Rutgers	0	2	0
St. John's	6	2	0
at Cincinnati	0	3	1
Marquette	4	7	0
at Notre Dame	8	5	0
at Connecticut	0	5	1
Louisville	11	4	1
at St. John's	6	5	0
Providence	4	11	0
at West Virginia	0	2	1
Seton Hall	8	8	0
vs Connecticut	4	6	0

Opposition	P	R	A
UC Riverside	8	4	1
Gardner-Webb	8	2	0
Austin Peay	2	2	2
vs Wichita State	5	4	0
vs W. Kentucky	9	5	1
Fairfield	10	9	0
at Auburn	7	3	1
at Chicago State	3	3	0
Milwaukee	14	1	0
at Arizona State	2	2	1
Northern Ill.	2	0	1
UMBC	5	5	0
Loyola-Chicago	6	1	0
Seton Hall	2	1	0
at Providence	8	6	0
Cincinnati	4	4	0
St. John's	6	5	0
at Pittsburgh	3	3	0
at St. John's	6	6	1
Notre Dame	11	7	1
Villanova	3	4	1
at Marquette	16	4	1
at Notre Dame	16	4	0
Rutgers	11	7	0
at Georgetown	8	8	1
Connecticut	6	2	0
Louisville	2	9	0
at USF	5	2	0
at Syracuse	2	3	1
Pittsburgh	0	2	1
vs Rutgers	2	3	0

- Played 17 games at Miami before transferring to DePaul for redshirt sophomore season. Returned to Miami for graduate school after playing two full seasons for Blue Demons.
- Lean but strong athlete who benches 305 pounds.
- Approach vertical: 37.5 | Bench max: 305 | 185 test: 19
- Ability to score in and out, hitting shots from long range or in the paint.
- Exceptional shot-blocking timing.
- Very good student, earned B.S. in marketing with an emphasis in sales leadership from DePaul. Currently working on masters in community & social change at Miami.
- Block to foul ratio is notable.
- Nationally ranked in blocks after posting 50 blocks for DePaul a season ago.
- One of eight players on the team recruited by Larrañaga staff.
- Roommate with Garius Adams both in 2009 and now.
- 12th in DePaul history with 82 blocked shots in a Blue Demon uniform.
- Played in just four games as a true freshman at Miami due to back injury. Earned the team's "Iron Man Award", in recognition of the UM men's basketball player who has exhibited dedication in the classroom, locker room and weight room.
- Participated in the 2009 Academic All-American Classic, featuring the country's top basketball players that also excelled in the classroom.
- Played AAU basketball for The Family.
- Recruited out of high school by Michigan State, USF and USC.
- Born Donovan Lewis Kirk July 22, 1991. Son of Eric Kirk and Tanya Orr. Brother, Eric Jr. and two sisters, Paige and Bria.

Kirk Season / Career Highs

Points
 Season: 21, vs. Florida State, 1/15/14
 Career: 21, vs. Florida State, 1/15/14
 ACC: 21, vs. Florida State, 1/15/14

Rebounds
 Season: 11, (2x) last vs. Virginia Tech, 12/8/13
 Career: 11 (2x) last vs. Virginia Tech, 12/8/13
 ACC: 11, vs. Virginia Tech, 12/8/13

Assists
 Season: 2, vs. UCF, 11/21/13
 Career: 2 (2x) last vs. UCF, 11/21/13
 ACC: 1 (2x) last vs. Pittsburgh, 2/5/14

Steals
 Season: 2 (2x) last at Maryland, 1/29/14
 Career: 2 (9x), last at Maryland, 1/29/14
 ACC: 2, at Maryland, 1/29/14

Blocked Shots
 Season: 4 (3x) last vs. Florida State, 1/15/14
 Career: 8, vs. Providence 2/25/12
 ACC: 4 (2x) vs. Florida State, 1/15/14

Field Goals
 Season: 9, vs. Florida State, 1/15/14
 Career: 9, vs. Florida State, 1/15/14
 ACC: 9, vs. Florida State, 1/15/14

Field Goal Attempts
 Season: 13, vs. Ga. Southern, 11/11/13
 Career: 13 (2x) last vs. Ga. Southern, 11/11/13
 ACC: 12, vs. Florida State, 1/15/14

Free Throws
 Season: 6, vs. Norfolk State, 2/3/14
 Career: 6, vs. Norfolk State, 2/3/14
 ACC: 3, at Georgia Tech, 1/18/14

Free Throw Attempts
 Season: 8, vs. Norfolk State, 2/3/14
 Career: 8, vs. Norfolk State, 2/3/14
 ACC: 4 (2x) last at Maryland, 1/29/14

3-Point Field Goals
 Season: 3, vs. Florida State, 1/15/14
 Career: 3, vs. Florida State, 1/15/14
 ACC: 3, vs. Florida State, 1/15/14

3-Point Field Goal Attempts
 Season: 4 (2x) last at Maryland, 1/29/14
 Career: 4 (2x) last at Maryland, 1/29/14
 ACC: 4 (2x) last at Maryland, 1/29/14

Foul Disqualifications
 Season: 1, at North Carolina, 1/8/14
 Career: 4, last vs. Providence 1/5/13
 ACC: 1, at North Carolina, 1/8/14

Minutes
 Season: 39, vs. GWU, 11/28/13
 Career: 39 (2x) last vs. GWU, 11/28/13
 ACC: 37, at Maryland, 1/29/14

KIRK MIAMI CAREER STATISTICS


Season	GP	GS	Min.	Avg.	FG	FGA	Pct.	3-Point			Free Throws			Rebounds				Scoring							
								FG	FGA	Pct.	FT	FTA	Pct.	Off.	Def.	Tot.	Avg.	PF	FO	Ast.	TO	Blk	Stl	Pts.	Avg.
2009-10	4	0	26	6.5	4	7	.571	0	0	.000	2	2	1.000	4	5	9	2.3	2	0	0	3	0	2	10	2.5
2010-11	13	3	124	9.5	13	32	.406	0	2	.000	9	10	.900	7	14	21	1.6	18	0	0	14	4	2	35	2.7
2013-14	24	24	698	29.1	87	184	.473	12	36	.333	33	54	.611	59	79	138	5.8	53	1	5	33	45	11	219	9.1
TOTAL	41	27	848	20.7	104	223	.466	12	38	.316	44	66	.667	70	98	168	4.1	73	1	5	50	49	15	264	6.4

DEPAUL STATS

2011-12	23	4	415	18.0	32	73	.438	3	9	.333	14	20	.700	31	61	92	4.0	60	3	5	11	32	10	81	3.5
2012-13	31	30	791	25.5	78	159	.491	12	31	.387	24	34	.706	40	81	121	3.9	65	1	14	23	50	11	192	6.2
TOTAL	54	34	1206	22.3	110	232	.474	15	40	.375	38	54	.704	71	142	213	3.9	125	4	19	34	82	21	273	5.1

KIRK 2013-14

Opponent	Date	GS	Min	TOTAL			3-PTS			FREE THROWS			REBOUNDS				PF	FO	A	TO	Blk	Stl	Pts	Avg
				FG	FGA	Pct	3FG	FGA	Pct	FT	FTA	Pct	Off	Def	Tot	Avg								
SFB	11-08-13	*	35	6	8	.750	0	1	.000	4	6	.667	7	3	10	10.0	3	0	0	4	2	1	16	16.0
GA. SOUTHERN	11-11-13	*	36	7	13	.538	1	2	.500	3	3	1.000	5	5	10	10.0	1	0	0	1	3	1	18	17.0
TEXAS SOUTHERN	11-14-13	*	30	7	12	.583	0	2	.000	1	1	1.000	2	1	3	7.7	3	0	1	0	3	2	15	16.3
at Charleston	11-18-13	*	29	4	8	.500	1	1	1.000	0	0	.000	3	6	9	8.0	1	0	0	3	2	0	9	14.5
UCF	11-21-13	*	33	3	8	.375	0	2	.000	0	2	.000	1	4	5	7.4	1	0	2	0	1	1	6	12.8
vs George Washington	11-28-13	*	39	3	8	.375	0	0	.000	0	0	.000	2	9	11	8.0	2	0	0	2	4	0	6	11.7
at Cal State Fullerton	11-29-13	*	27	2	4	.500	0	0	.000	1	2	.500	2	0	2	7.1	3	0	0	2	1	0	5	10.7
vs Arizona State	12-01-13	*	28	3	9	.333	0	0	.000	1	1	1.000	2	1	3	6.6	2	0	0	2	2	0	7	10.3
at Nebraska	12-04-13	*	18	0	4	.000	0	1	.000	1	2	.500	1	3	4	6.3	4	0	0	1	1	1	1	9.2
VIRGINIA TECH	12-08-13	*	29	2	7	.286	0	1	.000	2	4	.500	4	7	11	6.8	1	0	0	3	2	0	6	8.9
at Savannah State	12-19-13	*	36	6	10	.600	1	1	1.000	2	3	.667	5	4	9	7.0	3	0	0	2	3	0	15	9.5
LA SALLE	12-22-13	*	35	4	9	.444	0	2	.000	1	2	.500	4	5	9	7.2	2	0	0	1	4	0	9	9.4
LOYOLA	12-30-13	*	17	5	9	.556	0	0	.000	2	5	.400	5	4	9	7.3	2	0	0	0	0	0	12	9.6
at Syracuse	01-04-14	*	30	1	3	.333	0	0	.000	0	0	.000	2	2	4	7.1	3	0	1	3	4	0	2	9.1
at UNC	01-08-14	*	20	3	5	.600	1	3	.333	0	0	.000	1	2	3	6.8	5	1	0	0	1	0	7	8.9
FLORIDA STATE	01-15-14	*	34	9	12	.750	3	4	.750	0	2	.000	4	1	5	6.7	4	0	0	1	4	1	21	9.7
at Georgia Tech	01-18-14	*	35	5	6	.833	1	2	.500	3	3	1.000	2	5	7	6.7	1	0	0	2	0	0	14	9.9
DUKE	01-22-14	*	29	5	11	.455	1	3	.333	0	0	.000	1	0	1	6.4	2	0	0	1	0	0	11	10.0
SYRACUSE	01-25-14	*	20	1	5	.200	0	1	.000	1	2	.500	0	1	1	6.1	2	0	0	1	1	0	3	9.6
at Maryland	01-29-14	*	37	3	8	.375	1	4	.250	2	4	.500	3	6	9	6.3	2	0	0	1	2	2	9	9.6
NORFOLK STATE	02-01-14	*	35	2	8	.250	0	2	.000	6	8	.750	1	6	7	6.3	1	0	0	0	3	1	10	9.6
PITTSBURGH	02-05-14	*	22	0	4	.000	0	1	.000	0	0	.000	0	2	2	6.1	1	0	1	1	1	1	0	9.



MANU LECOMTE #20

Freshman | Guard | 5-11 | 159

Brussels, Belgium | Athene des Pagodes

- Double-digit scoring in three of last 5 games.
- An assist in all but two games. Multiple assists 16 times and 4+ six times.
- Hit four free throws in each of the last three games.

- Team's only pure point guard. Can shoot the three or pull up for jumpers.
- Played as an amateur at the pro level in Belgium since he was 16.
- Head coach Larrañaga and assistant coach Michael Huger both played pro ball in Belgium.
- Young collegiate player, turning 18 in August of his freshman year at Miami.
- Very good shooter who averages in upper 60s in five minutes of threes drill.
- Adjusted well to American culture and has acclimated himself well to Miami.
- Did not visit campus before attending UM.
- Improved strength in short amount of time.
- Approach vertical: 35.5 | Bench max: 245 | 185 test: 11
- Very professional about his game, wants to improve, spends a lot of time working at it.
- One of eight players on the team recruited by Larrañaga staff
- Suite/roommates with James Kelly, Davon Reed and Dre Burnett.
- Born Emmanuel Lecomte [la-conn-t] Aug. 16, 1995. Goes by Manu [man-ew].
- Son of Philippe and Marie. Brother to Christina.
- First language is French. Mother is Cameroonian and father is Belgian.
- Played for second division Mons-Hainant Belfius in Belgium where he averaged 12.4 points, 2.8 rebounds, and 3.2 assists per game
- Majoring in economics
- Competed in Belgium's U16, U18 and U20 championships, most recently playing in the U18 European Championship, where he led his country in scoring with 12.0 ppg and 2.9 assists in eight outings.
- Also recruited by Gonzaga, Creighton and UAB.

Lecomte Season Highs

Points
 Season: 19, at Maryland, 1/29/14
 ACC: 19, at Maryland, 1/29/14

Rebounds
 Season: 5, vs. Pittsburgh, 2/5/14
 ACC: 5, vs. Pittsburgh, 2/5/14

Assists
 Season: 7, at North Carolina, 1/8/14
 ACC: 7, at North Carolina, 1/8/14

Steals
 Season: 2 (3x) last at Savannah State, 12/19/13
 ACC: 1 (5x) last at Florida State, 2/10/14

Blocked Shots
 Season: 1, vs. Ga. Southern, 11/11/13
 ACC: --

Field Goals
 Season: 8, at Maryland, 1/29/14
 ACC: 8, at Maryland, 1/29/14

Field Goal Attempts
 Season: 12, at Georgia Tech, 1/18/14
 ACC: 12, at Georgia Tech, 1/18/14

Free Throws
 Season: 6 (3x) last at Georgia Tech, 1/18/14
 ACC: 6 (2x) last at Georgia Tech, 1/18/14

Free Throw Attempts
 Season: 8, at North Carolina, 1/8/14
 ACC: 8, at North Carolina, 1/8/14

3-Point Field Goals
 Season: 3, (2x) last vs. Norfolk State, 2/3/14
 ACC: 3, at Maryland, 1/29/14

3-Point Field Goal Attempts
 Season: 4, (5x) last vs. Norfolk State, 2/3/14
 ACC: 4, (2x) last at Maryland, 1/29/14

Foul Disqualifications
 Season: --
 ACC: --

Minutes
 Season: 38, at North Carolina, 1/8/14
 ACC: 38, at North Carolina, 1/8/14

LECOMTE CAREER STATISTICS

Season	GP	GS	Min.	Avg.	3-Point			Free Throws			Rebounds				Scoring										
					FG	FGA	Pct.	FT	FTA	Pct.	Off.	Def.	Tot.	Avg.	PF	FO	Ast.	TO	Blk	Stl	Pts.	Avg.			
2013-14	24	14	670	27.9	63	150	.420	19	47	.404	49	63	.778	16	34	50	2.1	46	0	59	43	1	15	194	8.1

LECOMTE 2013-14		TOTAL					3-PTS			FREE THROWS			REBOUNDS											
Opponent	Date	GS	Min	FG	FGA	Pct	3FG	FGA	Pct	FT	FTA	Pct	Off	Def	Tot	Avg	PF	FO	A	TO	Blk	Stl	Pts	Avg
SFB	11-08-13	*	34	3	10	.300	0	2	.000	3	4	.750	0	1	1	1.0	2	0	1	2	0	2	9	9.0
GA. SOUTHERN	11-11-13	*	36	4	8	.500	2	4	.500	2	2	1.000	1	3	4	2.5	1	0	1	0	1	1	12	10.5
TEXAS SOUTHERN	11-14-13	*	33	4	8	.500	2	4	.500	2	2	1.000	2	1	3	2.7	1	0	4	0	0	2	12	11.0
at Charleston	11-18-13	*	33	4	8	.500	0	0	.000	6	6	1.000	0	4	4	3.0	4	0	5	3	0	0	14	11.8
UCF	11-21-13	*	33	0	6	.000	0	2	.000	0	0	.000	0	0	0	2.4	2	0	2	3	0	0	0	9.4
vs George Washington	11-28-13	*	25	2	6	.333	1	2	.500	0	0	.000	2	0	2	2.3	2	0	0	2	0	0	5	8.7
at Cal State Fullerton	11-29-13		15	2	4	.500	0	2	.000	0	0	.000	0	3	3	2.4	1	0	1	0	0	1	4	8.0
vs Arizona State	12-01-13		10	1	3	.333	0	0	.000	0	0	.000	0	1	1	2.3	0	0	1	0	0	0	2	7.3
at Nebraska	12-04-13		23	2	4	.500	0	0	.000	1	3	.333	0	2	2	2.2	4	0	4	4	0	0	5	7.0
VIRGINIA TECH	12-08-13		27	3	8	.375	0	1	.000	1	2	.500	0	4	4	2.4	2	0	2	3	0	1	7	7.0
at Savannah State	12-19-13		32	2	3	.667	2	2	1.000	4	4	1.000	0	2	2	2.4	1	0	4	2	0	2	10	7.3
LA SALLE	12-22-13		28	2	6	.333	0	1	.000	1	2	.500	1	3	4	2.5	3	0	2	0	0	1	5	7.1
LOYOLA	12-30-13		20	2	3	.667	1	1	1.000	1	2	.500	0	0	0	2.3	2	0	3	0	0	1	6	7.0
at Syracuse	01-04-14		25	3	6	.500	2	4	.500	0	0	.000	0	0	0	2.1	1	0	0	2	0	1	8	7.1
at UNC	01-08-14		38	2	7	.286	1	1	1.000	6	8	.750	0	3	3	2.2	2	0	7	2	0	0	11	7.3
FLORIDA STATE	01-15-14	*	37	1	7	.143	0	2	.000	0	0	.000	0	1	1	2.1	2	0	6	0	0	0	2	7.0
at Georgia Tech	01-18-14	*	37	5	12	.417	0	3	.000	6	6	1.000	2	2	4	2.2	1	0	3	3	0	1	16	7.5
DUKE	01-22-14	*	23	1	2	.500	0	0	.000	2	2	1.000	0	0	0	2.1	2	0	2	6	0	0	4	7.3
SYRACUSE	01-25-14	*	20	1	2	.500	1	2	.500	0	0	.000	0	0	0	2.0	1	0	1	0	0	0	3	7.1
at Maryland	01-29-14	*	35	8	11	.727	3	4	.750	0	2	.000	0	0	0	1.9	1	0	2	5	0	0	19	7.7
NORFOLK STATE	02-01-14	*	28	4	6	.667	3	4	.750	2	2	1.000	2	1	3	2.0	4	0	2	0	0	0	13	8.0
PIITTSBURGH	02-05-14	*	35	2	7	.286	0	3	.000	4	6	.667	3	2	5	2.1	3	0	2	3	0	0	8	8.0
NC STATE	02-08-14	*	29	4	10	.400	1	3	.333	4	6	.667	3	1	4	2.2	3	0	1	2	0	1	13	8.2
at Florida State	02-10-14		14	1	3	.333	0	0	.000	4	4	1.000	0	0	0	2.1	1	0	3	1	0	1	6	8.1



DAVON REED

Freshman | Guard | 6-6 | 208

#5

Ewing, N.J. | Princeton Day School (N.J.)

Reed Season Highs

Points
 Season: 19 vs. Arizona State, 12/1/13
 ACC: 16, vs. Syracuse, 1/25/14

Rebounds
 Season: 5 (2x) last vs. Virginia Tech, 12/8/13
 ACC: 5, vs. Virginia Tech, 12/8/13

Assists
 Season: 7, vs. Loyola, 12/30/13
 ACC: 2, at Florida State, 2/10/14

Steals
 Season: 2 (4x) last vs. Loyola, 12/30/13
 ACC: 1 (2x) last vs. Pittsburgh, 2/5/14

Blocked Shots
 Season: 1 (3x) last at Florida State, 2/10/14
 ACC: 1 (2x) last at Florida State, 2/10/14

Field Goals
 Season: 7, vs. UCF, 11/21/13
 ACC: 5, vs. Syracuse, 1/25/14

Field Goal Attempts
 Season: 12, at Cal State Fullerton, 11/29/13
 ACC: 10, vs. Virginia Tech, 12/8/13

Free Throws
 Season: 5, vs. Loyola, 12/30/13
 ACC: 3 (2x) last at Florida State, 2/10/14

Free Throw Attempts
 Season: 6, vs. Arizona State, 12/1/13
 ACC: 4 at Florida State, 2/10/14

3-Point Field Goals
 Season: 5, vs. Arizona State, 12/1/13
 ACC: 3, vs. Syracuse, 1/25/14

3-Point Field Goal Attempts
 Season: 8, vs. Arizona State, 12/1/13
 ACC: 4 (2x) last vs. Syracuse, 1/25/14

Foul Disqualifications
 Season: --
 ACC: --

Minutes
 Season: 36 (2x) last vs. Arizona State, 12/1/13
 ACC: 32, vs. Virginia Tech, 12/8/13


- Scored in eight-straight games.
- Hit a three in five of last six games.
- Has a rebound in all but three games.

- Focused. Structured. Determined. Competitive. True student of the game. Will do whatever it takes to win.
- Roommate James Kelly says Reed is the most organized and focused person he's ever met.
- A 3 guard who is playing out of position at the point for Miami.
- Improved bench 175 to 250 pounds in four months.
- Approach vertical: 40.5 | Bench max: 250 | 185 test: 11
- One of eight players on the team recruited by Larrañaga staff.
- Suite/roommates with Manu Lecomte, Davon Reed and Dre Burnett.
- Four-star swingman listed as a Top 100 player (No. 97) by Rivals.com and No. 78 in the Class of 2013 by ESPN
- Third-best talent in New Jersey and 18th best nationally at the shooting guard position, according to ESPN.com.
- Kevin Durant Skills Academy. McDonald's All-American candidate.
- 2,000 point scorer. Averaged 24 points and 10 rebounds as a senior.
- Youth Role Model Award from Join-Effort Princeton for both dedication to his community and excellence in his personal life.
- Born Davon Malcolm Reed June 11, 1995. Son of David Reed and Rose Reed. Brother to Miles.
- Majoring in sports administration
- Played AAU ball with Team Final.
- Chose Miami over offers from Wake Forest, Cincinnati, Xavier and Memphis.

REED CAREER STATISTICS

Season	GP	GS	Min.	Avg.	3-Point			Free Throws			Rebounds				Scoring										
					FG	FGA	Pct.	FT	FTA	Pct.	Off.	Def.	Tot.	Avg.	PF	FO	Ast.	TO	Blk	Stl	Pts.	Avg.			
2013-14	24	10	547	22.8	53	154	.344	29	80	.363	29	45	.644	10	36	46	1.9	38	0	36	38	4	13	164	6.8

REED 2013-14		TOTAL				3-PTS			FREE THROWS			REBOUNDS												
Opponent	Date	GS	Min	FG	FGA	Pct	3FG	FGA	Pct	FT	FTA	Pct	Off	Def	Tot	Avg	PF	FO	A	TO	Blk	Stl	Pts	Avg
SFB	11-08-13	18	1	5	.200	0	1	.000	1	2	.500	0	1	1	1.0	1	0	0	0	0	0	1	3	3.0
GA. SOUTHERN	11-11-13	21	1	5	.200	1	4	.250	4	4	1.000	0	1	1	1.0	4	0	2	1	0	0	0	7	5.0
TEXAS SOUTHERN	11-14-13	27	4	8	.500	3	4	.750	0	1	.000	2	1	3	1.7	0	0	3	1	0	0	0	11	7.0
at Charleston	11-18-13	26	1	6	.167	1	2	.500	0	0	.000	1	1	2	1.8	3	0	3	2	1	0	0	3	6.0
UCF	11-21-13	26	7	10	.700	3	5	.600	0	0	.000	1	4	5	2.4	2	0	1	2	1	2	17	8.2	
vs George Washington	11-28-13	35	2	7	.286	2	5	.400	0	0	.000	0	2	2	2.3	2	0	2	3	0	2	6	7.8	
at Cal State Fullerton	11-29-13	* 36	4	12	.333	1	6	.167	0	2	.000	0	3	3	2.4	1	0	2	1	0	0	0	9	8.0
vs Arizona State	12-01-13	* 36	5	10	.500	5	8	.625	4	6	.667	0	1	1	2.3	3	0	2	2	0	0	0	19	9.4
at Nebraska	12-04-13	* 31	2	11	.182	1	6	.167	0	0	.000	1	1	2	2.2	2	0	2	2	0	2	5	8.9	
VIRGINIA TECH	12-08-13	* 32	4	10	.400	1	3	.333	1	2	.500	2	3	5	2.5	0	0	0	3	0	0	0	10	9.0
at Savannah State	12-19-13	* 22	3	5	.600	1	2	.500	1	5	.200	0	1	1	2.4	2	0	1	3	0	1	8	8.9	
LA SALLE	12-22-13	* 25	3	8	.375	1	5	.200	1	1	1.000	0	0	0	2.2	2	0	4	1	0	0	8	8.8	
LOYOLA	12-30-13	* 31	1	6	.167	1	5	.200	5	5	1.000	0	2	2	2.2	0	0	7	3	0	2	8	8.8	
at Syracuse	01-04-14	* 20	1	3	.333	1	3	.333	2	2	1.000	0	0	0	2.0	1	0	1	1	0	0	5	8.5	
at UNC	01-08-14	* 10	0	3	.000	0	1	.000	0	0	.000	0	2	2	2.0	0	0	0	2	0	0	0	7.9	
FLORIDA STATE	01-15-14	14	0	4	.000	0	4	.000	0	0	.000	0	1	1	1.9	0	0	0	1	0	0	0	7.4	
at Georgia Tech	01-18-14	7	1	2	.500	0	0	.000	1	2	.500	0	0	0	1.8	1	0	0	1	0	0	3	7.2	
DUKE	01-22-14	15	1	4	.250	0	0	.000	0	1	.000	1	1	2	1.8	1	0	0	0	0	1	2	6.9	
SYRACUSE	01-25-14	25	5	8	.625	3	4	.750	3	3	1.000	0	2	2	1.8	3	0	0	2	1	0	0	16	7.4
at Maryland	01-29-14	18	2	6	.333	1	3	.333	1	1	1.000	0	1	1	1.8	2	0	1	1	0	1	6	7.3	
NORFOLK STATE	02-01-14	19	1	5	.200	1	2	.500	1	2	.500	1	3	4	1.9	2	0	1	2	0	0	4	7.1	
PITTSBURGH	02-05-14	* 22	1	9	.111	1	3	.333	1	2	.500	0	3	3	2.0	2	0	1	1	0	1	4	7.0	
NC STATE	02-08-14	15	1	3	.333	1	3	.333	0	0	.000	0	1	1	1.9	4	0	1	3	0	0	3	6.8	
at Florida State	02-10-14	16	2	4	.500	0	1	.000	3	4	.750	1	1	2	1.9	0	0	2	0	1	0	7	6.8	



ERIK SWOOPE

Senior | Forward | 6-5 | 220

#21

Lake Elsinore, Calif. | Harvard-Westlake

Swoope Season / Career Highs

Points
Season: 14, at North Carolina, 1/8/14
Career: 14, at North Carolina, 1/8/14
ACC: 14, at North Carolina, 1/8/14

Rebounds
Season: 5, vs. Pittsburgh, 2/5/14
Career: 6, vs. NC Central 11/19/10
ACC: 5, vs. Pittsburgh, 2/5/14

Assists
Season: 2 at Florida State, 2/10/14
Career: 2 (2x) last at Florida State, 2/10/14
ACC: 2, at Florida State, 2/10/14

Steals
Season: 2, at North Carolina, 1/8/14
Career: 3 (3x), last vs. Rutgers 11/15/11
ACC: 3, vs. Florida State, 1/19/11

Blocked Shots
Season: 4, vs. Norfolk State, 2/3/14
Career: 4, vs. Norfolk State, 2/3/14
ACC: 2, vs. Pittsburgh, 2/5/14

Field Goals
Season: 5, at North Carolina, 1/8/14
Career: 5, at North Carolina, 1/8/14
ACC: 5, at North Carolina, 1/8/14

Field Goal Attempts
Season: 8, at North Carolina, 1/8/14
Career: 8 (2x) last at North Carolina, 1/8/14
ACC: 8 (2x) last at North Carolina, 1/8/14

Free Throws
Season: 4, at North Carolina, 1/8/14
Career: 5, vs. Pepperdine 12/30/10
ACC: 4 (2x) last at North Carolina, 1/8/14

Free Throw Attempts
Season: 6, vs. Duke, 1/22/14
Career: 7, vs. Pepperdine 12/30/10
ACC: 6, vs. Duke, 1/22/14

3-Point Field Goals
Season: 1, at Nebraska, 12/4/13
Career: 1 (2x) last at Nebraska, 12/4/13
ACC: --

3-Point Field Goal Attempts
Season: 3, at Nebraska, 12/4/13
Career: 3, at Nebraska, 12/4/13
ACC: 1 (3x) last at Florida State, 2/10/14

Foul Disqualifications
Season: --
Career: 3 - 1 in 2010-11; 2 in 2011-12
ACC: --

Minutes
Season: 34, vs. Pittsburgh, 2/5/14
Career: 36, at Ole Miss 11/25/11
ACC: 34, vs. Pittsburgh, 2/5/14

- 20+ minutes in last four games.
- Made first start of senior season at Florida State.
- Grabbed a rebound in all but six outings.
- Extremely athletic, incredible physique, bouncy.
- Attacks basket with reckless abandon, and has ability to finish plays in traffic.
- Plays both the three and four positions. Plays bigger than his height.
- Studies Dennis Rodman videos to perfect his role as a rebounder and defender.
- Lost 20 pounds since March by swimming and rowing, but gained 25 pounds on bench press, up from 340 to 365 lbs. Squats 495 lbs.
- Spent time shooting this summer, improved free throw shooting.
- Focused, diligent worker.
- Approach vertical: 40 | Bench max: 365 | 185 test: 25
- Improved bench max 275 to 340 pounds, standing vertical jump 27.5 to 32 inches and 185 test 15 to 21 reps in junior season.
- One of four seniors not recruited by Larrañaga staff. (Akpejori, Brown, Swoope, Adams).
- Born Erik Hamilton Swoope [Swope] May 8, 1992. Son of Denise and Gerald Swoope. Brother to Devin Swoope.
- Majoring in economics.
- Practicing yoga for four years.
- 2011 ACC All-Academic Basketball Team.
- Rated as No. 41 power forward by ESPN.
- As a senior, averaged 21.8 points, 8.9 rebounds, 1.6 assists and 1.5 blocks per game, converting 74 percent from field and 71 percent from foul line.
- Played AAU basketball for Pump N' Run Elite.

2010-11				2011-12				2012-13			
Opposition	P	R	A	Opposition	P	R	A	Opposition	P	R	A
Jacksonville	0	0	0	Tennessee Tech	11	6	1	Stetson	0	0	0
at Memphis	1	0	0	Rutgers	6	8	1	at FGCU	0	0	0
N.C. Central	4	6	1	UNF	8	3	1	Jacksonville	7	2	1
at Rutgers	0	0	0	FGU	4	3	0	Detroit	0	1	0
McNeese St.	0	0	0	at Ole Miss	6	3	0	Charlotte	4	4	0
at FGCU	0	1	0	at Purdue	4	1	1	at UCF	3	0	0
UCF	0	0	0	UMass	6	2	1	at Hawai'i	0	0	0
Oral Roberts	0	0	0	Memphis	2	4	0	vs. Arizona	0	0	0
Rice	4	1	1	at West Virginia	0	3	2	La Salle	4	4	1
Akron	3	3	0	vs. FAU	2	1	0	at Georgia Tech	0	1	0
Pepperdine	13	4	1	at Charlotte	0	1	0	Maryland	0	0	0
at Duke	6	2	0	Appalachian St.	2	0	0	at Boston College	0	4	0
at Clemson	0	2	1	UNCG	0	0	0	Duke	1	0	0
BC	4	1	0	at North Carolina	0	0	0	Florida State	2	1	0
Florida St.	5	2	1	NC State	1	0	0	Boston College	0	1	0
at NC State	0	0	0	at Boston College	0	0	0	North Carolina	0	1	0
UNC	0	0	0	Maryland	0	2	0	at Florida State	2	0	0
at Virginia Tech	0	0	0	Virginia Tech	0	0	0	at Clemson	2	3	0
Georgia Tech	0	1	0	Wake Forest	0	0	0	at Wake Forest	4	2	0
Virginia	0	1	0	Boston College	0	2	0	Virginia Tech	0	1	0
at Wake Forest	0	1	0	at Georgia Tech	0	0	0	at Duke	0	2	1
Duke	0	0	0	vs. Florida State	0	0	0	Clemson	0	0	0
at UNCG	0	1	0	Minnesota	2	1	0	vs. Boston College	0	2	0
Florida St.	0	1	0					vs. NC State	0	1	0
at Georgia Tech	0	2	0					vs. North Carolina	2	0	0
Virginia	0	0	0					vs. Pacific	6	0	0
FAU	0	0	0					vs. Marquette	6	2	0
Missouri St.	0	0	0								
at Alabama	0	0	0								

SWOOPE CAREER STATISTICS

Season	GP	GS	Min.	Avg.	3-Point			Free Throws			Rebounds				Scoring										
					FG	FGA	Pct.	FT	FTA	Pct.	Off.	Def.	Tot.	Avg.	PF	FO	Ast.	TO	Blk	Stl	Pts.	Avg.			
2010-11	29	9	189	6.5	11	25	.440	0	0	.000	18	30	.600	12	17	29	1.0	26	1	5	7	2	13	40	1.4
2011-12	23	8	269	11.7	23	46	.500	0	2	.000	8	17	.471	20	20	40	1.7	46	2	7	8	10	9	54	2.3
2012-13	27	0	161	6.0	18	28	.643	1	1	1.000	6	19	.316	16	16	32	1.2	18	0	3	3	2	4	43	1.6
2013-14	22	1	290	13.2	19	47	.404	1	7	.143	18	30	.600	14	28	42	1.9	28	0	8	5	8	6	57	2.6
TOTAL	101	18	909	9.0	71	146	.486	2	10	.200	50	96	.521	62	81	143	1.4	118	3	23	23	22	32	194	1.9

SWOOPE 2013-14

Opponent	Date	TOTAL			3-PTS			FREE THROWS			REBOUNDS				PF	FO	A	TO	Blk	Stl	Pts	Avg		
		GS	Min	FG	FGA	Pct	3FG	FGA	Pct	FT	FTA	Pct	Off	Def									Tot	Avg
SFB	11-08-13	23	0	3	.000	0	0	.000	2	2	1.000	1	3	4	4.0	3	0	0	0	0	2	2.0		
GA. SOUTHERN	11-11-13	16	2	5	.400	0	0	.000	2	2	1.000	1	2	3	3.5	2	0	1	0	0	6	4.0		
TEXAS SOUTHERN	11-14-13	5	0	1	.000	0	0	.000	0	0	.000	0	2	2	3.0	1	0	0	0	0	0	2.7		
at Charleston	11-18-13	5	0	1	.000	0	0	.000	0	0	.000	0	0	0	2.3	1	0	0	0	0	0	2.0		
UCF	11-21-13	6	0	0	.000	0	0	.000	0	0	.000	0	1	1	2.0	0	0	0	0	0	1	1.6		
vs George Washington	11-28-13	3	0	0	.000	0	0	.000	0	0	.000	0	0	0	1.7	1	0	0	0	0	0	1.3		
at Cal State Fullerton	11-29-13	9	0	0	.000	0	0	.000	0	2	.000	0	2	2	1.7	0	0	0	1	0	0	1.1		
vs Arizona State	12-01-13	13	1	1	1.000	0	0	.000	1	1	1.000	0	0	0	1.5	1	0	0	0	0	3	1.4		
at Nebraska	12-04-13	8	2	5	.400	1	3	.333	0	0	.000	0	2	2	1.6	0	0	0	0	0	5	1.8		
VIRGINIA TECH	12-08-13	4	0	0	.000	0	0	.000	0	0	.000	1	1	2	1.6	0	0	1	0	0	0	1.6		
LOYOLA	12-30-13	12	1	1	1.000	0	0	.000	1	2	.500	0	1	1	1.5	0	0	0	2	1	0	3	1.7	
at Syracuse	01-04-14	5	0	1	.000	0	0	.000	0	0	.000	0	0	0	1.4	0	0	0	0	0	0	1.6		
at UNC	01-08-14	25	5	8	.625	0	1	.000	4	4	1.000	1	3	4	1.6	2	0	1	2	1	2	14	2.5	
FLORIDA STATE	01-15-14	9	0	2	.000	0	1	.000	0	0	.000	1	0	1	1.6	1	0	0	0	0	0	2.4		
at Georgia Tech	01-18-14	14	2	4	.500	0	1	.000	1	2	.500	1	2	3	1.7	4	0	0	0	0	0	5	2.5	
DUKE	01-22-14	21	0	3	.000	0	0	.000	3	6	.500	2	2	4	1.8	0	0	1	0	0	0	3	2.6	
SYRACUSE	01-25-14	3	0	2	.000	0	0	.000	0	0	.000	0	0	0	1.7	1	0	0	0	0	0	2.4		
at Maryland	01-29-14	5	0	0	.000	0	0	.000	0	0	.000	0	0	0	1.6	1	0	0	0	0	1	0	2.3	
NORFOLK STATE	02-01-14	21	2	2	1.000	0	0	.000	2	4	.500	2	1	3	1.7	2	0	0	0	4	1	6	2.5	
PITTSBURGH	02-05-14	34	3	3	1.000	0	0	.000	1	3	.333	3	2	5	1.9	3	0	1	0	2	0	7	2.7	
NC STATE	02-08-14	24	1	2	.500	0	0	.000	1	2	.500	1	3	4	2.0	3	0	1	0	0	0	3	2.7	
at Florida State	02-10-14	*	25	0	3	.000	0	1	.000	0	0	.000	0	1	1	1.9	2	0	2	0	0	1	0	2.6



SHELDON McCLELLAN

Junior | Guard | 6-5 | 206

Houston, Texas | University of Texas | Bellaire

As a Sophomore (2012-13): Played in 34 games with 15 starts ... Averaged 13.5 points, 3.9 rebounds, 0.9 assists, 0.8 steals ... Shot 38.2 percent from the field, 27.3 percent from distance and 83.3 percent at the line ... Season-high 27 points scored at Texas Tech on March 9.

As a Freshman (2011-12): Played in all 34 games with nine starts ... Second on the team in scoring (11.3 ppg) while converting 44.8 percent from the floor (129-of-288) and 75.6 percent from the free throw line (90-of-119) ... Topped the 20-point mark twice ... Double figures in scoring in 21 games ... Averaged 12.5 points in 26.1 minutes per game while hitting 54-of-118 (45.8) field goals over the last 12 contests of the season.

High School: No. 47 prospect nationally in the ESPNU 100 and No. 60 prospect by Rivals.com following senior season ... Averaged a team-best 25.6 points, 7.2 rebounds, 5.0 assists and 2.0 steals per game while helping Bellaire to a 20-9 mark and the first round of the Class 5A state playoffs ... Career-high 56 points in the season-opening win against Booker T. Washington ... Averaged 20 points per game while leading Bellaire to a 35-2 record and a trip to the Class 5A regional finals in his junior season ... Coached by Bruce Glover.

Personal: Born Dec. 21, 1992 in Houston, Texas ... Full name is Sheldon Reeves McClellan ... Son of Angel Johnson (mother) ... Brother to Justin Jones ... Majoring in liberal arts ... Played AAU for Houston Select ... Cousin Jawaan McClellan played basketball for Arizona and professionally overseas ... Favorite food is a homemade sloppy joe.


McClellan Season / Career Highs

Points
Career: 27, at Texas Tech, 3/9/13
Rebounds
Career: 9, Rice, 12/29/12
Assists
Career: 3 (4x), last at Oklahoma 2/27/13
Steals
Career: 4, at Kansas, 2/16/13
Blocked Shots
Career: 1 (6x), last at Houston 3/20/13
Field Goals
Career: 10 (2x), last at Oklahoma, 1/21/13
Field Goal Attempts
Career: 20, at Oklahoma, 1/21/13
Free Throws
Career: 14, vs. Fresno State, 11/9/12
Free Throw Attempts
Career: 14, vs. Fresno State, 11/9/12
3-Point Field Goals
Career: 2, at Texas Tech, 11/21/12
3-Point Field Goal Attempts
Career: 9, vs. Oklahoma 2/29/12
Minutes
Career: 41, at Baylor 1/5/13

2011-12				2012-13			
Opposition	P	R	A	Opposition	P	R	A
Boston Univ.	6	1	2	Fresno State	20	2	0
Rhode Island	10	2	0	Coppin State	25	2	1
vs Oregon State	12	5	1	vs Chaminade	14	1	1
vs NC State	16	3	0	vs USC	11	7	0
Sam Houston St.	12	6	0	vs Mississippi St.	19	5	0
North Texas	8	1	0	Sam Houston St.	16	8	0
at UCLA	8	2	0	UT Arlington	14	5	1
UT Arlington	23	6	0	vs Georgetown	12	4	0
Texas State	13	6	1	vs UCLA	12	2	3
Nichols State	12	3	1	Texas State	10	8	2
Temple	6	8	0	North Carolina	18	6	3
at North Carolina	16	2	0	at Michigan St.	13	2	0
Rice	19	2	0	Rice	14	9	0
at Iowa State	14	4	0	at Baylor	21	2	0
Oklahoma State	6	4	1	West Virginia	9	5	0
Texas A&M	7	0	1	at Iowa State	0	0	0
at Missouri	6	3	2	Kansas	18	1	1
at Kansas State	19	3	2	at Oklahoma	25	4	2
Kansas	11	5	1	Texas Tech	10	3	0
Iowa State	5	2	1	at Kansas State	15	4	1
at Baylor	2	0	1	TCU	15	3	0
Missouri	2	3	0	at West Virginia	14	8	1
Texas Tech	17	3	0	Oklahoma State	4	2	0
at Texas A&M	15	3	0	Iowa State	18	0	0
Kansas State	11	7	0	at Kansas	7	4	0
at Oklahoma	13	5	0	at TCU	0	0	0
at Oklahoma St.	15	2	0	Kansas State	15	5	1
Baylor	13	5	0	Oklahoma	18	3	0
at Texas Tech	7	3	1	at Oklahoma St.	0	2	0
Oklahoma	24	3	0	Baylor	23	1	0
at Kansas	6	2	2	at Texas Tech	27	4	2
vs Iowa State	9	2	0	vs TCU	12	1	1
vs Missouri	10	4	0	vs Kansas State	5	1	1
vs Cincinnati	10	2	3	at Houston	6	2	2

MCCLELLAN CAREER STATISTICS

Season	GP	GS	Min.	Avg.	3-Point			Free Throws			Rebounds				Scoring										
					FG	FGA	Pct.	FT	FTA	Pct.	Off.	Def.	Tot.	Avg.	PF	FO	Ast.	TO	Blk	Stl	Pts.	Av.			
2011-12	34	9	879	25.9	129	288	.448	35	113	.310	90	119	.756	39	73	112	3.3	34	0	21	30	3	35	383	11.3
2012-13	34	15	929	27.3	136	356	.382	33	121	.273	155	186	.833	36	96	132	3.9	28	0	29	57	3	28	460	13.5
TOTAL	68	24	1808	26.6	265	644	.411	68	234	.291	245	305	.803	75	169	244	3.6	62	0	50	87	6	63	843	12.4



ANGEL RODRIGUEZ

Junior | Guard | 5-11 | 181

Cupey, P.R. | Kansas State University | Miami Krop HS

As a Sophomore (2012-13): NABC District 8 second team ... All-Big 12 Second Team ... Big 12 All-Defensive Team ... Phillips 66 All-Championship Team ... Big 12 Co-Champions ... Phillips 66 co-Big 12 Player of the Week (Feb. 18) ... Averaged 11.4 points on 36.1 percent shooting, including 34.4 percent from 3-point range, to go with 5.2 assists, 2.1 rebounds and 1.5 steals in 28.2 minutes per game ... Started all 33 games ... Hit 82.6 percent at the free throw line and posted a 2.2 assist to turnover ratio ... Led the Wildcats in 3-point field goals (55), assists (173) and steals (50) ... Second on team in scoring (11.4 ppg.), double-digit scoring games (23) and minutes per game (28.2) ... Among Top 5 in the Big 12 in assist-to-turnover ratio (second), assists (third), free throw percentage (third) and steals (fourth) ... 173 assists are second-most in a single season at K-State ... 5.24 assists per game average and 2.22 assist-to-turnover ratio rank fifth in school history ... Earned Jack Hartman Top Defensive Player and the Ernie Barrett Play Hard team awards.

As a Freshman (2011-12): Saw action in 32 games with 17 starts as a true freshman ... 17 starts all came in the last 17 games ... Fall 2011 Big 12 Commissioner's Honor Roll ... Averaged 8.3 points on 36 percent shooting (80-of-222), including 31.7 percent (32-of-101) from 3-point range, with 3.2 assists, 2.5 rebounds and 1.3 steals in 21.7 minutes per game ... Ranked among the Top 5 in seven categories, first in assists and steals, third in field goal attempts, 3-point field goals, free throws and fourth in scoring and minutes ... First freshman to pace the team in both assists and steals since Steve Henson in 1986-87 ... Ranked 11th in the Big 12 in assists, steals and assist-to-turnover ratio (1.2) ... One of just two freshmen in the league to rank in Top 15 in all three categories ... 14 double-digit points efforts ... Led the team in scoring in five games, including a season-best 17 points vs. Southern Illinois (12/22/11) ... Connected on at least two 3-point field goals in nine games, including a season-high five vs. Southern Illinois (12/22/11) ... Had a season-high six rebounds in a win at Oklahoma State (1/21/12) ... Paced the squad in assists in a team-best 13 games, including 12 in Big 12 play ... Dished out a season-best eight vs. Iowa State (2/25/12) ... Had at least five assists in eight games ... Nabbed at least one steal in 21 games, including a season-best four at Baylor (2/18/12) and Iowa State (2/25/12) ... Averaged 8.2 points on 39.1 percent shooting (45-of-115), including 31.1 percent (14-of-45), with 3.8 assists, 2.6 rebounds and 1.6 steals per game in Big 12 play ... Ranked among the Top 5 on the team in six categories in Big 12 play, including first in assists and steals, third in scoring, field goals and 3-point field goals and fourth in minutes ... Placed in the Top 10 in the Big 12 in assists (eighth), steals (fourth) and assist-to-turnover ratio (10th), the only Big 12 freshman to rank among the Top 10 in all three categories ... Started the Big 12 Championship Quarterfinal game vs. Baylor (3/8/12) and both NCAA Tournament games, the only freshman to do so on the squad ... Finished the year with double-digit points in five of the last six games ... Coached by Frank Martin.

High School: No. 4 prospect in the state of Florida by FloridaHoops.com... A three-year letterman at Dr. Michael Krop High School in Miami, Fla. ... Averaged 23 points and six assists as a senior ... Named first team All-Class 6A by the Florida Association of Basketball Coaches (FABC) ... All-Dade County team by the Miami Herald ... Had the steal and game-winning basket in a 57-55 win over Hialeah-Miami Lakes and future Kansas State teammate Adrian Diaz to capture the District 13-6A title ... Posted 32 points against Carol City (2/10/11) in the District 13-6A semifinals ... Helped the Lightning to a 26-6 record and its first trip to the Class 6A state final four as a junior in 2009-10 ... Averaged 20.9 points, seven assists and 3.9 rebounds as a junior... Miami Herald's 2009-10 Class 6A Player of the Year ... First team all-state... Second team All-Florida (all classifications) ... First team All-Class 6A by FloridaHoops.com as a junior ... Collected a team-high 23 points and eight rebounds in the loss to Orlando Dr. Phillips in the state semifinals ... Posted 39 points in the Regional Final win over Columbus ... 38 points in a win over Arlington Country Day ... Led the team in scoring and assists as a sophomore en route to guiding the Lightning to district title ... First team All-Dade County by the Miami Herald ... Injured knee during the summer after senior year of high school ... Coached by Marcos "Shakey" Rodriguez.

Personal: Angel Daniel Rodriguez Tricoche was born Dec. 5, 1992, in San Juan, Puerto Rico ... Left Puerto Rico at age 15 to come to the U.S. to play basketball ... Mother is Jacqueline Tricoche ... Has two younger brothers, Luis Rivera and Yaniel Rivera... Cousin, Javi Gonzalez, played three seasons (2007-10) at N.C. State ... Received scholarship offers from a number of schools, including Louisville, Florida and N.C. State... Major is sports administration ... Enjoys singing and watching reality TV.

Rodriguez Season / Career Highs

Points
Career: 22, vs. Baylor, 2/16/13
Rebounds
Career: 6, twice
Assists
Career: 10, twice
Steals
Career: 4, three times
Blocked Shots
Career: 1, vs. Oklahoma State, 3/3/12
Field Goals
Career: 8, vs. TCU, 3/5/13
Field Goal Attempts
Career: 19, vs. Lamar, 11/12/12
Free Throws
Career: 8, at Texas, 2/23/13
Free Throw Attempts
Career: 11, at Oklahoma State, 1/21/12
3-Point Field Goals
Career: 5, twice
3-Point Field Goal Attempts
Career: 10, vs. TCU, 3/5/13
Minutes
Career: 39, at Baylor, 2/18/12

2011-12				2012-13			
Opposition	P	R	A	Opposition	P	R	A
Charleston So.	5	2	1	North Dakota	13	2	2
Loyola Chicago	7	2	2	Lamar	19	2	4
UMES	5	2	1	Ala. Huntsville	10	5	6
George Washington	0	0	1	North Florida	2	2	6
at Virginia Tech	1	2	4	vs Delaware	12	4	5
vs West Virginia	7	4	3	vs Michigan	10	3	6
North Florida	6	4	2	USC Upstate	1	0	2
Alabama	13	3	7	at George Washington	17	0	5
vs So. Illinois	17	3	1	vs Gonzaga	14	0	3
vs UTEP	16	2	4	Texas Southern	9	1	5
vs Long Beach State	0	0	1	FLORIDA	4	1	3
Howard	11	3	2	Oklahoma State	3	3	8
at Kansas	0	1	0	at West Virginia	9	0	2
Missouri	3	2	4	at TCU	3	2	3
Baylor	7	0	1	Oklahoma	12	2	9
Texas	4	1	2	Kansas	12	5	8
at Oklahoma State	14	6	3	at Iowa State	9	1	6
at Texas Tech	8	3	3	Texas	11	2	8
Oklahoma	10	2	2	at Oklahoma	4	0	3
at Iowa State	8	3	5	at Texas Tech	13	0	2
Texas A&M	13	5	4	Iowa State	20	2	3
Texas Tech	7	2	3	at Kansas	17	2	6
at Texas	15	2	3	Baylor	22	5	7
Kansas	0	2	5	West Virginia	11	0	10
at Baylor	15	3	6	at Texas	16	2	7
at Missouri	7	3	6	Texas Tech	16	4	7
Iowa State	11	2	8	at Baylor	13	3	8
at Texas A&M	13	2	8	TCU	21	0	10
Oklahoma State	5	5	5	at Oklahoma State	10	5	6
vs Baylor	12	1	2	vs Texas	13	3	5
vs Southern Miss	13	3	4	vs Oklahoma State	17	6	4
vs Syracuse	12	4	1	vs Kansas	10	1	1
				vs La Salle	2	1	4

RODRIGUEZ CAREER STATISTICS

Season	GP	GS	Min.	Avg.	3-Point			Free Throws			Rebounds				Scoring										
					FG	FGA	Pct.	FT	FTA	Pct.	Off.	Def.	Tot.	Avg.	PF	FO	Ast.	TO	Blk	Stl	Pts.	Av.			
2011-12	32	7	694	21.7	80	222	.360	32	101	.317	73	106	.689	18	61	79	2.5	89	4	101	85	1	41	265	8.3
2012-13	33	33	930	28.2	115	319	.361	55	160	.344	90	109	.826	18	51	69	2.1	70	1	173	78	0	50	375	11.4
Totals	65	40	1,624	25.0	195	541	.360	87	261	.333	163	215	.758	36	112	148	2.3	159	5	274	163	1	91	640	9.8



DEANDRE BURNETT

Freshman | Guard | 6-2 | 191

#1

Miami, Fla. | Carol City HS

As a Freshman (2013-14): Injured left wrist in early November and is expected to redshirt freshman season.

High School: A 2012 *Parade All-American*, one of only two players from the state of Florida and one of five Atlantic Coast Conference recruits to earn the honor ... Third in the nation in scoring as a high school senior ... As a senior, averaged 37 ppg, 5 apg, and 6 rpg ... Notched 45 points three times in his final prep season ... Recorded 25 points and 11 assists in first game Coach L saw him play ... Class AA Player of the Year ... All-state ... First team Miami-Dade County ... As a junior, averaged 28 ppg ... Played for Barry Robinson at Carol City High School ... Earned varsity letters all four years ... On academic on honor roll ... Played final year at Massanutten Military Academy in Virginia.

Personal: Name is Deandre, but goes by Dre ... Born January 21, 1994 ... Son of Varondria Burnett and James Cook ... Brother to Dalvin, James, Daneisha, Jamiya, and Jameisha ... Grew up a Canes fan ... Also recruited by South Carolina, Ole Miss, Marshall, Virginia, and La Salle ... Majoring in sports administration ... Played AAU for Team U ... Larranaga's third signee from the state of Florida, joining former Hurricane Shane Larkin (Dr. Phillips) and current sophomore Tonye Jekiri (Champagnat).



CORN ELDER

Freshman | Guard | 5-10 | 173

#2

Nashville, Tenn. | Ensworth HS

High School: Averaged 20.2 points, 4.7 assists, and 4.2 steals in his senior season ... Scored 1,521 career points ... Led Tigers to a 97-20 record in his prep years ... Career-high 41 points in the DII-AA finals game ... Named both the 2013 boys basketball and football player of the year by The Tennessean ... State tournament MVP three-straight years ... Led Ensworth to two straight Division II-AA basketball championships.

Football: Recorded two tackles in collegiate debut vs. FAU ... Rated nation's No. 8 athlete by *247Sports.com* and No. 7 running back by *Rivals.com* ... Also listed as nation's No. 17 and No. 33 running back by *ESPN* and *Scout.com*, respectively ... 4-star athlete ranked as No. 2 running back in Tennessee by both *ESPN* and *Rivals.com* ... Known for his speed and elusiveness ... Rushed for 2,618 yards and 39 touchdowns as senior in 2012 and led Ensworth to third straight Division II-AA state title ... Finished prep football career with 6,351 rushing yards, 84 touchdowns and three consecutive state titles ... No. 2 prospect on The Tennessean Dandy Dozen ... Named Mr. Football Back of the Year in 2011 and 2012 ... Clocked with 4.42 40 time.

Personal: Full name is Cornelius Elder, but goes by Corn.



MIKE FERNANDEZ

Freshman | Guard | 6-1 | 189

#11

Coral Gables, Fla. | Belen Jesuit

High School: All-Dade county team honorable mention two years .. Dade vs. Palm Beach County all-star game ... Averaged 8.0 ppg senior year ... Hit 40 percent of field goals senior year ... Three-year varsity letterman ... Two-year starter at guard ... Coached by Jose Roca ... Honor roll ... Played water polo, winning second place at state ... Also on track team.


Fernandez Season Highs

Minutes
Season: 2, vs. Loyola, 12/30/13

Personal: Born Michael Brandon Fernandez April 5, 1995 ... Son of Ilena and Joaquin Novoa and Mike and Constance Fernandez ... Brother to George, Alexander, Cristofer and Michelle Fernandez, and Joaquin Novoa ... Majoring in finance ... First language is Spanish ... Played AAU for Gold Coast: Team Miami ... Recruited by Cornell University.

FERNANDEZ CAREER STATISTICS

Season	GP	GS	Min.	Avg.	3-Point			Free Throws			Rebounds			Scoring																		
					FGA	Pct.	FT	FTA	Pct.	Off.	Def.	Tot.	Avg.	Pf	Fo	Ast.	To	Blk	Stl	Pts.	Avg.											
2013-14	2	0	3	1.5	0	0	.000	0	0	.000	0	0	0	0	0	0	0	0	0	0	0	0	0	0	0	0	0	0	0	0	0	0



JUSTIN HELLER

Senior | Guard | 6-2 | 177

#12

Boca Raton, Fla. | West Boca Raton Community

Heller Season / Career Highs

Points
Season: --
Career: 2, vs. Charlotte, 12/14/12
Rebounds
Season: 1, vs. Loyola, 12/30/13
Career: 3, vs. Charlotte, 12/14/12
Assists
Season: --
Career: 1 (2x) last vs. Florida State, 1/27/13
Steals
Season: --
Career: --
Blocked Shots
Season: --
Career: --
Field Goals
Season: --
Career: 1, vs. Charlotte, 12/14/12
Field Goal Attempts
Season: --
Career: 1 (5x), last vs. Florida State, 1/27/13
Free Throws
Season: --
Career: --
Free Throw Attempts
Season: --
Career: 2, vs. Charlotte, 12/14/12
3-Point Field Goals
Season: --
Career: --
3-Point Field Goal Attempts
Season: --
Career: 1 (2x) last vs. Florida State, 1/27/13
Foul Disqualifications
Season: --
Career: --
Minutes
Season: 2, vs. Loyola, 12/30/13
Career: 3, vs. Charlotte, 12/14/12

ACC Academic Honor Roll

As a Senior (2013-14): Put on scholarship for his final semester as a Cane.

As a Junior (2012-13): ACC Academic Honor Roll ... Walk on who played in nine games ... In three minutes against Charlotte grabbed three rebounds and scored two points ... Pulled down a board and notched an assist vs. Florida State.

As a Sophomore (2011-12): Played in seven games, including four ACC matchups ... Attempted two shots, including one three pointer ... Grabbed a pair of defensive rebounds ... Season highs include one field goal attempt against Boston College and Wake Forest, one three-point attempt vs. Boston College, two rebounds against Appalachian State and two minutes vs. App State ... Book Buster (3.0 GPA)... Athletics Director Honor Roll (3.2 GPA).

As a Freshman (2010-11): Walked onto the team... Practiced, but did not see any game time.

High School: After transferring to West Boca, played one year of varsity basketball for the Bulls... Among top 30 three-point scorers in Palm Beach County in 2009-10... The Bulls were the only team to beat powerhouse Dwyer, the top-ranked high school in the county, with an 82-73 victory.

Personal: Born Justin Ryan Heller on Dec. 26, 1991 ... Son of Neal Heller and Liz Heller ... Brother to Anthony Anderson ...Majoring in business, with aspirations of becoming a CEO... Recruited by American and North Florida ... Nickname is J-Hell.

2011-12				2012-13			
Opposition	P	R	A	Opposition	P	R	A
at Charlotte	0	0	0	Jacksonville	0	0	0
Appalachian St.	0	2	0	Charlotte	2	3	0
at Boston College	0	0	0	at UCF	0	0	1
Virginia Tech	0	0	0	at Hawai'i	0	0	0
Wake Forest	0	0	0	Duke	0	0	0
Boston College	0	0	0	Florida State	0	1	1
Minnesota	0	0	0	Boston College	0	0	0
				North Carolina	0	0	0
				vs. Pacific	0	0	0

HELLER CAREER STATISTICS

Season	GP	GS	Min.	Avg.	FG	FGA	Pct.	3-Point			Free Throws			Rebounds			PF	FO	Ast.	TO	Blk	Stl	Scoring		
								FG	FGA	Pct.	FT	FTA	Pct.	Off.	Def.	Tot.							Avg.	Pts.	Avg.
2011-12	7	0	4	0.6	0	2	.000	0	1	.000	0	0	.000	0	2	2	0.3	0	0	0	1	0	0	0	0
2012-13	9	0	11	1.2	1	3	.333	0	1	.000	0	2	.000	0	4	4	0.4	1	0	2	2	0	0	2	0.2
2013-14	2	0	3	1.5	0	0	.000	0	0	.000	0	0	.000	0	1	1	0.5	0	0	0	1	0	0	0	0.0
TOTAL	18	0	18	1.0	1	5	.200	0	2	.000	0	2	.000	0	7	7	0.4	1	0	2	4	0	0	2	0.1



STEVE SORENSON

Sophomore | Guard | 6-0 | 161

#3

Dallas, Texas | St. Mark's School of Texas

Sorenson Season / Career Highs

Points
Season: --
Career: 1, vs. Duke 1/23/13
Rebounds
Season: --
Career: --
Assists
Season: --
Career: --
Steals
Season: --
Career: --
Field Goals
Season: --
Career: --
Field Goal Attempts
Season: --
Career: --
Free Throws
Season: --
Career: 1, vs. Duke 1/23/13
Free Throw Attempts
Season: --
Career: 1 (2x) last vs. Duke 1/23/13
3-Point Field Goals
Season: --
Career: --
3-Point Field Goal Attempts
Season: --
Career: --
Minutes
Season: 1 (2x) last vs. Loyola, 12/30/13
Career: 3, vs. Charlotte, 12/14/12

ACC Academic Honor Roll

As a Freshman (2012-13): ACC Academic Honor Roll ... Walk on who joined the team prior to the season ... Played in eight games ... Hit a free throw vs. Duke to score first collegiate point on Jan. 23, 2013.

High School: Named all state by the Texas Association of Basketball Coaches as a senior ... TABC academic all-state ... Two-time All-Southwest Preparatory Conference... Trinity Valley Christian all-tournament team twice ... Team captain both junior and senior seasons ... Averaged 18 points, six assists, three rebounds, two steals in senior campaign ... Shot 50 percent from both the field and distance in final season ... Team leadership award ... Invited to TABC all-star game and 2012 Showboat Classic ... Team MVP ... Notched 12 points, five assists, four rebounds and two steals per game sophomore season ... Shot 50 percent from the field and 49 percent from three ... Most improved player sophomore season ... Three-year letterwinner ... Honor roll all four years.

Personal: Full name is Steven Lewis Sorenson, goes by Steve ... Born Dec. 30, 1993 in St. Louis, Mo. ... Son of Skip and Yvonne ... Brother to Erik, who was a walk-on with the Virginia Tech basketball team from 2010-12 ... Played AAU ball for Dallas Heroes ... Majoring in business.

2012-13			
Opposition	P	R	A
Jacksonville	0	0	0
Charlotte	0	0	0
at Hawai'i	0	0	0
Duke	1	0	0
Florida State	0	0	0
Boston College	0	0	0
North Carolina	0	0	0
vs. Pacific	0	0	0

SORENSON CAREER STATISTICS

Season	GP	GS	Min.	Avg.	FG	FGA	Pct.	3-Point			Free Throws			Rebounds			PF	FO	Ast.	TO	Blk	Stl	Scoring		
								FG	FGA	Pct.	FT	FTA	Pct.	Off.	Def.	Tot.							Avg.	Pts.	Avg.
2012-13	8	0	10	1.3	0	0	.000	0	0	.000	1	3	.333	0	0	0	0.0	0	0	0	3	0	0	1	0.1
2013-14	2	0	2	1.0	0	0	.000	0	0	.000	0	0	.000	0	0	0	0.0	0	0	0	0	0	0	0	0.0
TOTAL	10	0	12	1.2	0	0	.000	0	0	.000	1	3	.333	0	0	0	0.0	0	0	0	3	0	0	1	0.1

2013-14 Miami Men's Basketball
University of Miami Combined Team Statistics (as of Feb 12, 2014)
All games

RECORD:	OVERALL	HOME	AWAY	NEUTRAL
ALL GAMES	12-12	5-8	6-3	1-1
CONFERENCE	3-8	0-6	3-2	0-0
NON-CONFERENCE	9-4	5-2	3-1	1-1

##	Player	gp-gs	min	avg	Total		3-Point		F-Throw		Rebounds				pf	dq	a	to	blk	stl	pts	avg
					fg-fga	fg%	3fg-fga	3fg%	ft-fa	ft%	off	def	tot	avg								
15	Rion Brown	24-23	832	34.7	116-275	.422	46-137	.336	71-90	.789	36	109	145	6.0	43	0	54	35	3	23	349	14.5
25	Garrius Adams	24-24	817	34.0	76-219	.347	22-88	.250	64-97	.660	17	92	109	4.5	47	1	68	47	5	32	238	9.9
22	Donnavan Kirk	24-24	698	29.1	87-184	.473	12-36	.333	33-54	.611	59	79	138	5.8	53	1	5	33	45	11	219	9.1
20	Manu Lecomte	24-14	670	27.9	63-150	.420	19-47	.404	49-63	.778	16	34	50	2.1	46	0	59	43	1	15	194	8.1
35	James Kelly	22-11	433	19.7	61-118	.517	12-29	.414	18-27	.667	23	64	87	4.0	37	0	12	17	11	10	152	6.9
05	Davon Reed	24-10	547	22.8	53-154	.344	29-80	.363	29-45	.644	10	36	46	1.9	38	0	36	38	4	13	164	6.8
23	Tonye Jekiri	24-12	488	20.3	41-95	.432	0-0	.000	13-24	.542	40	73	113	4.7	63	4	15	24	19	13	95	4.0
21	Erik Swoope	22-1	290	13.2	19-47	.404	1-7	.143	18-30	.600	14	28	42	1.9	28	0	8	5	8	6	57	2.6
04	Raphael Akpejori	16-1	142	8.9	4-8	.500	0-0	.000	5-9	.556	10	15	25	1.6	27	1	0	5	6	1	13	0.8
12	Justin Heller	2-0	3	1.5	0-0	.000	0-0	.000	0-0	.000	0	1	1	0.5	0	0	0	1	0	0	0	0.0
03	Steve Sorenson	2-0	2	1.0	0-0	.000	0-0	.000	0-0	.000	0	0	0	0.0	0	0	0	0	0	0	0	0.0
11	Mike Fernandez	2-0	3	1.5	0-0	.000	0-0	.000	0-0	.000	0	0	0	0.0	0	0	0	3	0	0	0	0.0
Team											39	41	80				7					
Total.....		24	4925		520-1250	.416	141-424	.333	300-439	.683	264	572	836	34.8	382	7	257	258	102	124	1481	61.7
Opponents.....		24	4925		511-1277	.400	158-466	.339	257-386	.666	266	538	804	33.5	394	3	260	251	61	128	1437	59.9

TEAM STATISTICS	UM	OPP	Date	Opponent	Score	Att.	
SCORING	1481	1437	11-08-13	ST. FRANCIS BROOKLYN	Lot	62-66	6060
Points per game	61.7	59.9	11-11-13	GEORGIA SOUTHERN	Wot	81-80	4654
Scoring margin	+1.8	-	11-14-13	TEXAS SOUTHERN	W	84-69	4728
FIELD GOALS-ATT	520-1250	511-1277	\$ 11-18-13	at College of Charleston	W	70-54	4018
Field goal pct	.416	.400	11-21-13	UCF	L	58-63	4895
3 POINT FG-ATT	141-424	158-466	& 11-28-13	vs George Washington	Lot	63-71	1966
3-point FG pct	.333	.339	& 11-29-13	at Cal State Fullerton	W	48-46	1857
3-pt FG made per game	5.9	6.6	& 12-01-13	vs Arizona State	W	60-57	6007
FREE THROWS-ATT	300-439	257-386	12-04-13	at Nebraska	L	49-60	15088
Free throw pct	.683	.666	* 12-08-13	VIRGINIA TECH	Lot	60-61	6270
F-Throws made per game	12.5	10.7	12-19-13	at Savannah State	W	68-51	3370
REBOUNDS	836	804	12-22-13	LA SALLE	W	71-58	4837
Rebounds per game	34.8	33.5	12-30-13	LOYOLA	W	71-48	5166
Rebounding margin	+1.3	-	* 01-04-14	at Syracuse	L	44-49	21839
ASSISTS	257	260	* 01-08-14	at North Carolina	W	63-57	17569
Assists per game	10.7	10.8	* 01-15-14	FLORIDA STATE	L	53-63	7413
TURNOVERS	258	251	* 01-18-14	at Georgia Tech	W	56-42	8072
Turnovers per game	10.8	10.5	* 01-22-14	DUKE	L	46-67	7972
Turnover margin	-0.3	-	* 01-25-14	SYRACUSE	L	52-64	7122
Assist/turnover ratio	1.0	1.0	* 01-29-14	at Maryland	L	71-74	12061
STEALS	124	128	02-01-14	NORFOLK STATE	W	64-49	5127
Steals per game	5.2	5.3	* 02-05-14	PITTSBURGH	Lot	55-59	5053
BLOCKS	102	61	* 02-08-14	NC STATE	L	55-56	6666
Blocks per game	4.3	2.5	* 02-10-14	at Florida State	W	77-73	7641
ATTENDANCE	75963	99488					
Home games-Avg/Game	13-5843	9-10168					
Neutral site-Avg/Game	-	2-3986					

\$ = Wooden Legacy - Charleston, S.C.
 & = Wooden Legacy - Anaheim, Calif.
 * = Conference game

Score by Periods	1st	2nd	OT	Totals
University of Miami	697	747	37	1481
Opponents	618	766	53	1437

2013-14 Miami Men's Basketball
University of Miami Combined Team Statistics (as of Feb 12, 2014)
Conference games

RECORD:	OVERALL	HOME	AWAY	NEUTRAL
ALL GAMES	3-8	0-6	3-2	0-0
CONFERENCE	3-8	0-6	3-2	0-0
NON-CONFERENCE	0-0	0-0	0-0	0-0

##	Player	gp-gs	min	Total		3-Point		F-Throw		Rebounds				pf	dq	a	to	blk	stl	pts	avg			
				fg-fga	fg%	3fg-fga	3fg%	ft-fta	ft%	off	def	tot	avg											
15	Rion Brown	11-10	381	34.6	53-125	.424	26-69	.377	31-40	.775	12	46	58	5.3	21	0	14	11	2	8	163	14.8		
25	Garrius Adams	11-11	381	34.6	35-104	.337	11-41	.268	20-41	.488	6	34	40	3.6	22	0	34	18	3	10	101	9.2		
20	Manu Lecomte	11-7	320	29.1	31-75	.413	8-23	.348	27-36	.750	8	13	21	1.9	19	0	29	27	0	5	97	8.8		
22	Donnavan Kirk	11-11	300	27.3	35-74	.473	9-22	.409	11-19	.579	19	28	47	4.3	25	1	2	15	16	4	90	8.2		
05	Davon Reed	11-4	194	17.6	18-56	.321	8-25	.320	12-17	.706	4	15	19	1.7	14	0	6	15	2	3	56	5.1		
35	James Kelly	10-3	141	14.1	16-39	.410	3-10	.300	9-12	.750	8	17	25	2.5	14	0	2	7	2	3	44	4.4		
23	Tonye Jekiri	11-7	254	23.1	16-43	.372	0-0	.000	8-16	.500	26	38	64	5.8	31	2	8	11	10	7	40	3.6		
21	Erik Swoope	11-1	169	15.4	11-28	.393	0-4	.000	10-17	.588	10	14	24	2.2	17	0	7	2	3	4	32	2.9		
04	Raphael Akpejori	10-1	110	11.0	3-6	.500	0-0	.000	3-7	.429	10	10	20	2.0	18	1	0	4	4	1	9	0.9		
Team											17	28	45											
Total.....		11	2250		218-550	.396	65-194	.335	131-205	.639	120	243	363	33.0	181	4	102	117	42	45	632	57.5		
Opponents.....		11	2250		231-579	.399	72-216	.333	131-187	.701	135	250	385	35.0	176	2	118	105	31	56	665	60.5		

TEAM STATISTICS	UM	OPP	Date	Opponent	Score	Att.
SCORING	632	665	* 12-08-13	VIRGINIA TECH	Lot 60-61	6270
Points per game	57.5	60.5	* 01-04-14	at Syracuse	L 44-49	21839
Scoring margin	-3.0	-	* 01-08-14	at North Carolina	W 63-57	17569
FIELD GOALS-ATT	218-550	231-579	* 01-15-14	FLORIDA STATE	L 53-63	7413
Field goal pct	.396	.399	* 01-18-14	at Georgia Tech	W 56-42	8072
3 POINT FG-ATT	65-194	72-216	* 01-22-14	DUKE	L 46-67	7972
3-point FG pct	.335	.333	* 01-25-14	SYRACUSE	L 52-64	7122
3-pt FG made per game	5.9	6.5	* 01-29-14	at Maryland	L 71-74	12061
FREE THROWS-ATT	131-205	131-187	* 02-05-14	PITTSBURGH	Lot 55-59	5053
Free throw pct	.639	.701	* 02-08-14	NC STATE	L 55-56	6666
F-Throws made per game	11.9	11.9	* 02-10-14	at Florida State	W 77-73	7641
REBOUNDS	363	385	\$ = Wooden Legacy - Charleston, S.C.			
Rebounds per game	33.0	35.0	& = Wooden Legacy - Anaheim, Calif.			
Rebounding margin	-2.0	-	* = Conference game			
ASSISTS	102	118				
Assists per game	9.3	10.7				
TURNOVERS	117	105				
Turnovers per game	10.6	9.5				
Turnover margin	-1.1	-				
Assist/turnover ratio	0.9	1.1				
STEALS	45	56				
Steals per game	4.1	5.1				
BLOCKS	42	31				
Blocks per game	3.8	2.8				
ATTENDANCE	40496	67182				
Home games-Avg/Game	6-6749	5-13436				
Neutral site-Avg/Game	-	0-0				

Score by Periods	1st	2nd	OT	Totals
University of Miami	300	319	13	632
Opponents	293	354	18	665