



CONTACT: Amy Woodruff, Assistant Communications Director  
 O: (305) 284-3241 | C: (813) 410-1194  
 A.Woodruff@miami.edu | @CanesHoops

**2012-13 SCHEDULE**

DATE	OPPONENT	TV	TIME/SCORE
Nov. 2	St. Leo (Ex.)	Canes All Access	L, 67-69
Nov. 9	Stetson	ESPN3	W, 87-79
Nov. 13	at FGCU	A-Sun TV	L, 51-63
Nov. 16	Jacksonville	FOX Sports South	W, 73-57
Nov. 24	Detroit	ESPN3	W, 77-62
Nov. 28	#13/14 Michigan State!	ESPN	W, 67-59
Dec. 1	at UMass	CBS Sports Network	W, 75-62
Dec. 14	Charlotte	FOX Sports South	W, 77-46
Dec. 18	at UCF	CBS Sports Network	W, 72-50
<b>Diamond Head Classic, Honolulu, Hawai'i</b>			
Dec. 23	Hawai'i	ESPNU	W, 73-58
Dec. 23	#4/5 Arizona	ESPN2	L, 69-50
Dec. 25	Indiana St.	ESPN2	L, 55-57 (OT)
Jan. 2	La Salle	FOX Sports South	W, 76-59
Jan. 5	at Georgia Tech *	ACCN / ESPN3	2:30 p.m.
Jan. 10	at North Carolina *	ESPN/2 / WatchESPN	7 p.m.
Jan. 13	Maryland *	ESPNU / WatchESPN	8 p.m.
Jan. 16	at Boston College *	FOX Sports South / ESPN3	7 p.m.
Jan. 23	Duke *	ESPN / WatchESPN	7 p.m.
Jan. 27	Florida State *	ESPNU / WatchESPN	6 p.m.
Jan. 30	at Virginia Tech *	FOX Sports South / ESPN3	9 p.m.
Feb. 2	at NC State *	CBS	4 p.m.
Feb. 5	Boston College *	FOX Sports South / ESPN3	7 p.m.
Feb. 9	North Carolina *	ESPN/2 / WatchESPN	2 p.m.
Feb. 13	at Florida State *	ESPN/2 / WatchESPN	7 p.m.
Feb. 17	at Clemson *	ESPNU / WatchESPN	6 p.m.
Feb. 19	Virginia *	ESPNU / WatchESPN	9 p.m.
Feb. 23	at Wake Forest *	FOX Sports South / ESPN3	1 p.m.
Feb. 27	Virginia Tech *	FOX Sports South / ESPN3	7 p.m.
March 2	at Duke *	ESPN / WatchESPN	6 p.m.
March 6	Georgia Tech *	ACCN / ESPN3	9 p.m.
March 9	Clemson *	ACCN / ESPN3	2:30 p.m.

All home games are played at the BankUnited Center  
 Game times are ET and subject to change  
 \* ACC game ! Big Ten/ACC Challenge  
 All games can be heard on WQAM 560 and Canes All Access on HurricaneSports.com

**UM RADIO - WQAM 560**

Joe Zagacki, play-by-play Josh Darrow, analyst

**SOCIAL MEDIA**

**Website:** HurricaneSports.com  
**Twitter:** @CanesHoops | @CanesCoachL  
**Facebook:** /MiamiHurricanes | /MiamiBasketball

**MIAMI DIGITAL GUIDE**

Miami is not printing media guides this season.  
 Instead, find the online version at the link below:  
<http://theusports.com/mbbguide/pc/>



**MIAMI**

HURRICANES (9-3, 0-0)

**NATIONAL RANKING**

--/--

**LAST TIME OUT**

W, 76-59 vs. La Salle

**LEADERS**

**Scoring per Game**  
 Durand Scott - 15.9  
 Shane Larkin - 13.5  
**Rebounds per Game**  
 Kenny Kadji - 7.0 rpg  
**Assists per Game**  
 Shane Larkin - 3.7

**HEAD COACH**

**Jim Larrañaga**  
**Overall:** 499-350 (29)  
**At UM:** 29-16 (2)

**GEORGIA TECH**

YELLOW JACKETS (10-2, 0-0)

**NATIONAL RANKING**

--/--

**LAST TIME OUT**

W, 74-58 vs. Chattanooga

**LEADERS**

**Scoring per Game**  
 Georges-Hunt - 11.5  
 Carter - 10.0  
**Rebounds per Game**  
 Carter - 6.8  
**Assists per Game**  
 Udofia - 3.5

**HEAD COACH**

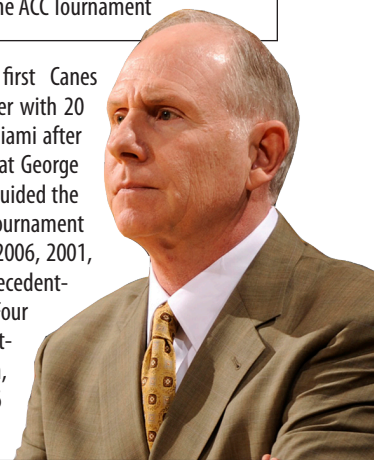
**Brian Gregory**  
**Overall:** 193-116  
**At GT:** 21-22

**SETTING THE SCENE**

**Jan. 5, 2013 | 2:30 p.m.**  
**McCamish Pavilion | Atlanta, Ga.**  
**TV:** ACC Network | ESPN3  
**Radio:** 560 WQAM  
**Webcast:** WQAM.com

**Series:** Miami leads 9-6  
**Last Meeting:** March 8, 2012  
 Miami won, 54-36 in the ACC Tournament

Jim Larrañaga was the first Canes coach to open his UM career with 20 wins. Larrañaga came to Miami after serving as the head coach at George Mason for 14 seasons. He guided the program to five NCAA tournament appearances (2011, 2008, 2006, 2001, 1999) – including an unprecedented run to the 2006 Final Four that captured the nation's attention. Following that run, he was selected the 2006 Clair Bee Coach of the Year.



**THE GAME**

Miami travels to Atlanta for the ACC season opener against Georgia Tech on Jan. 5 at 2:30 p.m. in McCamish Pavilion.

**THE SERIES**

Miami is 9-6 all-time against Georgia Tech, with the series dating back to the 1952-53 campaign. The Canes are 5-2 against the Yellow Jackets at home and 4-4 on the road. The last matchup was on March 8, 2012, a 54-36 Hurricanes victory in the ACC Tournament.

**THE BROADCASTS**

Catch the game on the ACC Network with Bob Rathbun and Mike Gminski making the call. Affiliates for the game are listed here: <http://bit.ly/TLj8yc>.

The game will also be carried live by 560 WQAM Radio with Joe Zagacki (play-by-play) and Josh Darrow (analyst).

**THE COACH**

Head coach Jim Larrañaga is in his 29th season as a head coach and second at Miami. He has a 499-350 overall record and is 29-16 in his second season at Miami.

**THE WEATHER**

Projected temperatures on game day: Coral Gables - 82/69. Atlanta - 53/38.

**NOTES OF THE GAME**

Coach Jim Larrañaga is one victory away from 500 wins. He is 499-350 overall in 29 seasons as a HC. Miami's non-conference strength of schedule is 5 and RPI is 11 (CBS). According to Collegiate Basketball News RPI, the Canes' non-conference schedule strength was third-worst (345 of 347) in 2009-10, 142 in 2010-11 and 117 last season.

2012-13 ROSTER

#	Name	Pos.	Ht.	Wt.	Yr.	Hometown   Previous School (s)
0	Shane Larkin	G	5-11	176	So.	Orlando, Fla.   Dr. Phillips (Fla.)
Nine games with at least three assists ... Seven games hitting multiple 3-pointers ... 10-of-12 games with 10+ points, including 27 vs. JU.						
1	Durand Scott	G	6-5	203	Sr.	The Bronx, N.Y.   Rice
At least 15 points in all but one game ... 3rd career double-double was 16p/12r vs. Charlotte ... Has scored in double-digits 17-straight games.						
3	Steve Sorenson	G	6-0	151	Fr.	Dallas, Texas   Mark's School of Texas
Named all-state by Texas Association of Basketball Coaches as a senior ... TABC academic all-state.						
4	Trey McKinney Jones	G	6-5	220	Sr.	Milwaukee, Wis.   South Milwaukee   UMKC
Set career points high with 18 vs. Michigan State, hitting five threes ... 14 points, including 4 threes against La Salle.						
10	Raphael Akpejori	F	6-10	236	Jr.	Lagos, Nigeria   Sunrise Christian Academy (Kan.)
Played 11 min. vs. ISU, with 2 points and 3 rebounds ... Averaged 1.6 points, 1.5 rebounds, 0.5 blocks in 22 games played in 2011-12.						
12	Justin Heller	G	6-2	180	Jr.	Boca Raton, Fla.   West Boca Raton Community
Scored first career points vs. Charlotte on a 17-foot jumper ... Played in seven games in 2011-12, including four ACC matchups.						
15	Rion Brown	G	6-6	200	Jr.	Hinesville, Ga.   Liberty County
Seven points with no 3-pointers vs. ISU ... 10 points & 2 assists vs. Stetson ... Seven games with six or more points.						
21	Erik Swoope	F	6-6	233	Jr.	Lake Elsinore, Calif.   Harvard-Westlake
Season-high 23 minutes vs. La Salle: 4 points, 4 rebounds ... Was 3-3 vs. JU on his way to 7 points ... 2 steals and 2 monster dunks vs. JU.						
23	Tonye Jekiri	C	7-0	227	Fr.	Hialeah, Fla.   Champagnat Catholic School
First collegiate field goal was at UCF ... First minutes were at FGCU ... First point was a FT following an offensive rebound at FGCU.						
25	Garrus Adams	G	6-6	195	Sr.	Apex, N.C.   Middle Creek
In 19 games last season, averaged 4.5 points, 2.1 rebounds, 0.9 assists and 0.6 steals in 16.9 minutes per game.						
35	Kenny Kadji	F/C	6-11	242	Sr.	Douala, Cameroon   Pendleton   IMG Academy   Florida
14 blocks in last 8 games ... 46 points, 22 rebounds, 5 blocks in last 3 games ... Three double-doubles this season.						
42	Reggie Johnson	C	6-10	292	Sr.	Winston-Salem, N.C.   Winston-Salem Prep
Out 6-8 weeks with left thumb fracture ... Tallied 18th-career double-double with 16 points and 13 rebounds at UCF.						
45	Julian Gamble	F/C	6-10	250	Sr.	Durham, N.C.   Southern Durham
Third career double-double with career highs 16 points & 13 rebounds at Hawai'i ... Near 4th double-double with 11pts / 9 reb vs. ISU.						

LARRAÑAGA BY THE NUMBERS

1 - Coach Jim Larrañaga is the only ACC coach not at UNC or Duke with a Final Four appearance to his credit.

4 - In 2006, Coach Jim Larrañaga became the first coach at a mid-major school to take his team to the NCAA Final Four in 27 years.

7 - Larrañaga is no stranger to the ACC. In his seven seasons as an assistant coach at Virginia, the Cavaliers participated in the NCAA Final Four in 1981 and 1984, won three ACC Championships and finished in the Top 5 of the AP rankings.

13 - Larrañaga has made 13 postseason appearances in the past 23 years, including five NCAA tournaments.

29 - Larrañaga is in his 29th year as a head coach and has successfully transitioned two institutions into successful programs: Bowling Green and George Mason.

LARRAÑAGA - WHY MIAMI?

Along with returning to the best basketball conference in the country, Coach L had a few personal reasons for accepting the head coaching job at Miami. Coach's grandfather was from Cuba, where he produced the Larrañaga [lare-en-YAH-ga] cigar. Coach's father was raised in Key West before moving to The Bronx, N.Y., getting married and raising six children. Coach L was raised in The Bronx, but vacationed to Florida as a boy. He also has owned a house in Sarasota - which he bought from Dick Vitale's daughter - for eight years, and three of his siblings have retired to Florida.

GAME RECAP: UM VS. LA SALLE

Starters for Miami: Shane Larkin, Durand Scott, Trey McKinney Jones, Kenny Kadji and Julian Gamble ... Shane Larkin drained three from distance on his way to 18 points, his second game this season with more than 16 points ... Trey McKinney Jones notched 14 points against La Salle, including 12 points from long range. His season best is 18 vs. Michigan State. He also had 14 vs. Stetson in the season opener ... Kenny Kadji pulled down 11 rebounds to go along with his 14 points for his seventh career double-double, and third of the season. In the past five games, Kadji has grabbed 36 boards for the Canes ... Durand Scott totaled 18 points, his 17th-straight game in double digits ... Julian Gamble grabbed eight rebounds against La Salle, the second-most of the season behind his 13 at Hawai'i. Gamble has at least eight rebounds in three of his last four games ... Halfway through the first half, Trey McKinney Jones hit a three from the right side, connecting on UM's first 3-pointer since the game against No. 4/5 Arizona. Miami was held without a three by Indiana State ... Erik Swoope added four points, four rebounds, an assist and a block in his season-high 23 minutes vs. La Salle.

PRONUNCIATIONS

Players	
1 Durand	dur-RAND
10 Akpejori	AHK-peh-jour-ee
15 Rion	Ryan
23 Tonye Jekiri	Tone-yay Jah-kEER-EE
25 Garrus	GARY-us
21 Swoope	Swope
35 Kadji	KAHD-gee

Coaches

Larrañaga	LARE-uh-NAY-guh
Huger	HUE-gur
Caputo	Ca-poo-toe
Summey	Some-EE

CLASS BREAKDOWN

Seniors	
	Garrus Adams, Julian Gamble, Reggie Johnson, Kenny Kadji, Trey McKinney Jones, Durand Scott

Juniors	
	Raphael Akpejori, Rion Brown, Justin Heller, Erik Swoope

Sophomore	
	Shane Larkin

Freshmen	
	Tonye Jekiri, Steve Sorenson

GEOGRAPHIC BREAKDOWN

CAMEROON	
Douala	Kenny Kadji

NIGERIA	
Lagos	Raphael Akpejori

UNITED STATES	
California	Erik Swoope
Florida	Justin Heller, Shane Larkin, Tonye Jekiri
Georgia	Rion Brown
New York	Durand Scott
North Carolina	Garrus Adams, Julian Gamble, Reggie Johnson
Texas	Steve Sorenson
Wisconsin	Trey McKinney Jones

2012-13 ACC STANDINGS

As of Jan. 3, 2012

Duke	0-0	.000	13-0	1.000
Maryland	0-0	.000	12-1	.923
NC State	0-0	.000	11-2	.846
Georgia Tech	0-0	.000	10-2	.833
North Carolina	0-0	.000	10-3	.769
Virginia	0-0	.000	10-3	.769
<b>Miami</b>	<b>0-0</b>	<b>.000</b>	<b>9-3</b>	<b>.750</b>
Virginia Tech	0-0	.000	9-4	.692
Clemson	0-0	.000	8-4	.667
Boston College	0-0	.000	8-5	.615
Florida State	0-0	.000	8-5	.615
Wake Forest	0-0	.000	7-5	.583

**DID YOU KNOW .....**

The Hurricanes have made at least one trey in 812 of 816 games since the NCAA adopted the 3-point shot in 1986.

Miami has held 669 of its last 670 opponents to less than 100 points. UNC was the last team to score 100+, defeating UM 105-64 on Jan. 31, 2007.

Miami boasts five players 6-foot-10 or taller, and five players at 6-6 or 6-5.

27 of 28 Miami Hurricane basketball players have graduated from UM during the last eight years.

Miami basketball ranks 80th-90th percentile in NCAA men's basketball with a 980 APR (academic progress rate).

In 2008 & 2009, Jack McClinton was named first team All-ACC & named to the ACC's All-Academic Team.

Six-time NBA All Star Amar'e Stoudemire recently enrolled at UM and is taking classes to earn his bachelor's degree.

Shane Larkin was named to the ACC All-Freshman Team in 2011-12.

Coach L led the George Mason Patriots to the Final Four with big wins over some of basketball's elite teams such as Michigan State, UNC, and UConn. He was the first coach to take a mid-major to a Final Four in 27 years when his team advanced in 2006.

Miami is one of only three schools in the country sponsored by Nike's Lebron brand.

The Canes have averaged 20+ wins in each of the last five seasons.

Coach L became the first Miami Coach to win 20 games in his first season at The U.

Over 90 percent of Miami Hurricane basketball games were televised last season, including every ACC contest.

Five of the last 12 National Championship teams have been from the ACC.

Three Canes earned all-ACC honors last season, Shane Larkin (freshman), Kenny Kadji, (third) Durand Scott (H.M.).

Summer at the U include competitive pickup games and workouts alongside such players as Carlos Boozer, Chris Bosh, Kevin Durant, Kyrie Irving, Joe Johnson, Chris Paul, and Lebron James.

Former Cane Rick Barry was named one of the Greatest Players in NBA History.

Miami native and former Cane James Jones won the 2010-2011 NBA All-Star Weekend 3-Point Contest and the NBA Championship in the 2011-2012 season.

UM is in its ninth season in the ACC.

UM has played in the postseason 13 of the past 18 years, five of which were in the NCAA Tournament.

The Hurricanes have advanced to the postseason six times in eight seasons, with five NIT appearances and one NCAA appearance.

In 14 years at George Mason, Larrañaga led the Patriots to five NCAA Tournament appearances (2011, 2008, 2006, 2001, 1999), including the 2006 Final Four.

**ACC LEADERS DURAND SCOTT AND SHANE LARKIN**

Durand Scott leads all returning ACC players with 1,360 career points, ahead of C.J. Harris (WF - 1,307), Michael Snaer (FSU - 1,266), Erick Green (VT - 1,258), Scott Wood (NC State - 1,176) and Travis McKie (WF - 1,089).

Scott is the only current ACC player to have averaged in double figures three times in his career. Scott is also third in points per game among active leaders with 12.6 career ppg.

Shane Larkin was fifth overall and tops among freshmen in the ACC in steals a year ago, and was fifth among freshmen in scoring with 7.4 ppg, trailing Ryan Anderson (BC), Dennis Clifford (BC), Nick Faust (MD), and Lonnie Jackson (BC).

**RPI AND STRENGTH OF SCHEDULE**

According to CBSsports.com as of Jan. 4, Miami's RPI is 10 and strength of schedule is 3. RealtimeRPI.com has UM with an RPI of 15 and SOS of 4. Rivals has the Canes at 10 & 3.

Since joining the ACC, Miami's best non-conference SOS was 112 and RPI was 39, both in in 2007-08.

Non-conference schedule strength		RPI
Collegiate Basketball News		NCAA.org
2011-12	117	71
2010-11	142	69
2009-10	345 (out of 347 teams)	95
2008-09	212	59
2007-08	112	39
2006-07	269	156
2005-06	151	72
2004-05	204	72

**MIAMI IN ACC OPENERS**

The Canes are 2-6 in ACC openers since joining the league for the 2004-05 season. UM is 0-5 on the road and 2-1 at home in ACC opening games. Miami has faced Georgia Tech three times in the first ACC game of the year, posting a 2-1 record, 0-1 on the road and 2-0 at home.

2004-05	at Georgia Tech	L, 69-80
2005-06	at NC State	L, 69-81
2006-07	Georgia Tech	W, 90-82
2007-08	Georgia Tech	W, 78-68
2008-09	Clemson	L, 72-91
2009-10	at Boston College	L, 60-61
2010-11	at Duke	L, 63-74
2011-12	at Virginia	L, 51-52

**UM'S OFFENSIVE OUTPUT**

Three players - Durand Scott, Shane Larkin, Reggie Johnson - are averaging double-digit points this season and one - Trey McKinney Jones - is at 9.9 ppg. When three or more Canes score in double digits, Miami is 9-1. In seven games this year, four or more Hurricanes have scored in double digits.

**SCOTT IS MR. CONSISTENT**

Durand Scott has scored at least 15 points in all but one game this season, notching 12 in the matchup with Indiana State. He has hit a pair of threes in three of the last five games, and has recorded at least four assists in four of the last seven games. Scott posted his first double-double of the season (third of his career) with 16 points and 12 rebounds against Charlotte.

**LARRAÑAGA CLOSING IN ON 500 WINS**

Head coach Jim Larrañaga is in his 29th season as a head coach, posting a 499-350 overall record.

Entering the 2012-13 season, Coach L was tied for 20th on the list of winningest active Division-I head coaches. Currently 17 active D-I coaches have 500 wins. See complete list in bio on page nine of the notes.

Larrañaga's 100th win came when Bowling Green defeated Kent State in 1991. His other milestone wins came while at George Mason. He 200th victory was vs. Northeastern in 1997, 300th was vs. East Carolina in 2003 and win No. 400 came against William & Mary in 2008.

**LARKIN IMPROVES IN YEAR TWO**

Sophomore Shane Larkin has drastically improved his scoring in his second year with the Canes, averaging 13.5 ppg through 12 games. A season ago, he was only posting 8.8 points per night through 12 games.

Category	'11-12 (12g)	'11-12 (33g)	'12-13 (12g)
Points	8.8	7.4	13.5
FG Percent	42.1	36.0	47.2
3-Point Field Goals	17	32	22
Assists	29	81	44
Rebounds	2.7	2.5	3.6
Minutes	25.3	25.6	36.1

**CANES IN THE POLLS**

Miami has received votes in national polls five weeks this season, as of Dec. 24. Miami was listed on both the AP and USA TODAY preseason polls for the first time since the 2008-09 season, when UM was ranked 17 and 16, respectively. In 2005-06 Miami was receiving votes in both preseason polls, with 16 from the AP and six in the USA TODAY listing.

	AP Top 25	USA TODAY
Preseason	RV (8)	RV (2)
Nov. 12	RV (9)	--
Dec. 3	RV (7)	RV (5)
Dec. 10	RV (3)	--
Dec. 17	RV (3)	--

**JIM LARRAÑAGA = PROGRAM CHANGER**

**In Coach L's 14 Seasons at George Mason ...**

- .626 winning percentage
- 13 straight winning seasons
- A Final Four appearance
- 5 trips to the NCAA tournament
- 9 postseason appearances
- First national ranking
- First appearance in Top 10
- First wins over Top 10 teams
- Winningest coach in league history

**Seven Seasons before Coach L at George Mason ...**

- .340 winning percentage
- 7 straight losing seasons
- 0 postseason appearances
- Worst team in the CAA

**Coach L's First Season at Miami**

- Most ACC wins since joining the conference
- Tied for fourth in ACC, the highest ACC finish in school history
- Defeated eventual No. 2 & No. 3 NCAA tournament seeds Duke & FSU
- Notched Miami's first win at Cameron Indoor Stadium

**2012-13 BREAKDOWN**

Record	Overall	ACC
All games	9-3	
Home	6-0	
Away	2-1	
Neutral	1-2	

**RECORD BY MONTH**

	Overall	ACC
November	4-1	
December	4-2	
January	1-0	

**MIAMI'S RECORD WHEN...**

Playing a Top 25 team:	1-1
Playing a team receiving votes:	--
Leading at halftime:	6-1
Trailing at halftime:	2-2
Tied at halftime:	1-0
Single overtime:	0-1
Double overtime:	--
Leading with 2:00 left in regulation:	9-1
Trailing with 2:00 left in regulation:	0-2
Tied with 2:00 left in regulation:	--
UM shoots 50% or better from field:	3-0
UM shoots 40-49% from field:	6-0
UM shoots under 40% from field:	0-3
Opp. shoots 50% or better from field:	--
Opp. shoots 40-49% from field:	3-2
Opp. shoots under 40% from field:	5-1
UM outrebounds opponent:	7-1
Opp. outrebounds UM:	2-2
Tied in rebounds:	--
UM records 10 or more steals:	2-1
UM records 15 or more assists:	3-0
UM commits less than 15 turnovers:	8-2
UM commits 15 or more turnovers:	1-1
UM commits less turnovers than opp.:	4-3
UM commits more turnovers than opp.:	3-0
Tied in turnovers:	2-0
UM shoots 70% or better from the line:	5-0
UM shoots less than 70% from the line:	4-3
UM scores 59 points or less:	0-3
UM scores between 60-69 points:	1-0
UM scores between 70-79 points:	7-0
UM scores between 80-89 points:	1-0
UM scores between 90-99 points:	--
UM scores 100 or more points:	--
Two or less Canes score in double figures:	0-1
Three Canes score in double figures:	2-2
Four or more Canes in double figures:	7-0
Playing on Saturday:	3-0
Playing on Sunday:	0-1
Playing on Monday:	--
Playing on Tuesday:	1-2
Playing on Wednesday:	2-0
Playing on Thursday:	--
Playing on Friday:	3-0
Playing during the afternoon:	2-1
Playing in the evening (5 p.m. or later):	7-2
Games decided by three points or less:	0-1
Games decided by four to 10 points:	2-0
Games decided by 11-20 points:	5-2
Games decided by more than 20 points:	2-0

**GAMBLE COMES UP BIG IN HAWAII**

Julian Gamble averaged 10.0 points and 8.3 rebounds in three games at the Hawai'ian Airlines Diamond Head Classic.

Against Hawai'i, Gamble set career highs with 16 points and 13 rebounds, recording his third-career double-double. Gamble's previous career highs were 13 points three times and 13 rebounds twice.

Gamble added three points and three rebounds in the game against No. 4/5 Arizona, then just missed his second double-double of the tournament with 11 points and nine rebounds against Indiana State.

**NEW STARTING FIVE FOR MIAMI**

Coach L used his fifth different starting lineup of the season on Dec. 22, giving the nod to Shane Larkin, Durand Scott, Rion Brown, Kenny Kadji and Julian Gamble. Larranaga used the lineup again on Dec. 23 against No. 4/5 Arizona. Reggie Johnson was out for the games with an injured left thumb and Trey McKinney Jones was slowed by a systemic illness for the first game of the tournament.

**MIAMI'S DEFENSE VS. NO. 4/5 ARIZONA**

Miami forced No. 4/5 Arizona into 16 turnovers while swiping 14 steals from the Wildcats on Dec. 23. Shane Larkin led the UM charge with six steals, followed by three from Durand Scott. Miami averages 7.7 steals per game and forces opponents into 13.6 turnovers each outing.

**SLOW START, BUT SOLID SECOND HALF VS. UH**

After a 22-21 halftime lead, Miami scored 51 points in the second half against Hawai'i for the Canes' eighth win of the season. Miami shot 63.0 percent (17-27) in the second period after shooting only 34.5 percent (10-29) in the first half. The Canes also hit 12-of-13 free throws in the second half. Miami hit only one 3-pointer in the first half, but knocked down five in the second, led by four from Durand Scott.

**SCOTT ACC PLAYER OF THE WEEK**

Hurricanes guard Durand Scott was named the ACC Player of the Week (Dec. 17) following his double-double against Charlotte. With 16 points and 12 rebounds, Scott led Miami to a 77-46 win over previously undefeated Charlotte in the Hurricanes' lone game of the week. The Bronx, N.Y., senior was 5-of-8 from the floor (.625), including 2-of-3 from 3-point range, handed out four assists, swiped four steals and blocked one shot.

**BLOCK PARTY VS. CHARLOTTE**

Miami blocked 12 of Charlotte's shots on Dec. 14, including nine in the first half, marking the fourth-straight game with at least five blocks. Seven Canes swatted a shot, led by three from Kenny Kadji and two apiece from Raphael Akpejori, Tonye Jekiri and Julian Gamble. Miami's previous team season high was eight blocked shots at UMass, followed by five vs. Michigan State and Detroit.

**THREE CANES NEAR CENTURY MARK**

Senior Durand Scott played in his 100th career game on Nov. 24 against Detroit and started his 100th game against No. 4/5 Arizona, while classmate Julian Gamble played in his 100th on Dec. 14 vs. Charlotte. Reggie Johnson (97) is also closing in on 100 games played at Miami. Miami's record books are topped by 113 games started by Darius Rice (2000-04) and 130 games played by Brian Asbury (2005-09).

**MIAMI'S LARGEST IN 2012-13**

Lead	31 vs. Charlotte, 12/14
Deficit	26 vs. Arizona, 12/23
Margin of Victory	31 vs. Charlotte, 12/14
Margin of Defeat	19 vs. Arizona, 12/23
Halftime Lead	16 at UCF, 12/18
Halftime Deficit	12 vs. Arizona, 12/23
Deficit in Win	11 vs. La Salle, 1/2
Halftime Deficit in Win	6 vs. La Salle, 1/2
Lead in Loss	10 at FGCU, 11/13
Halftime Lead in Loss	2 vs. Indiana State, 12/25

**DOUBLE-DOUBLES in 2012-13**

Player	Game	Points	Rebounds
Julian Gamble	12/22/12 vs. Hawai'i	16 p	13 r

**Reggie Johnson**

11/09/12	vs. Stetson	22 p	11 r
11/28/12	vs. Michigan St.	10 p	11 r
12/01/12	at UMass	19 p	13 r
12/18/12	at UCF	16 p	13 r

**Kenny Kadji**

11/09/12	vs. Stetson	12 p	12 r
11/24/12	vs. Detroit	14 p	11 r
01/2/13	vs. La Salle	14 p	11 r

**Durand Scott**

12/14/12	vs. Charlotte	16 p	12 r
----------	---------------	------	------

**30-POINT GAMES**

Player	Date	Opponent	Points
Kenny Kadji	01/02/12	vs. UNCG	30

**AT THE BANKUNITED CENTER (BUC)**

Year	Season	Cumulative
2002-03	4-5	
2003-04	10-8	14-13
2004-05	11-5	25-18
2005-06	11-5	36-23
2006-07	8-7	44-30
2007-08	14-2	58-32
2008-09	12-4	70-36
2009-10	12-4	82-40
2010-11	13-4	95-44
2011-12	12-3	107-47
2012-13	6-0	113-47

**ACC RECORD IN BUC** 108-48

**LED (TIED) THE TEAM IN....**

	Points	Rebounds	Assists	Steals	Blocks
Adams	-	-	-	-	-
Akpejori	-	-	-	-	-
Daniels	-	-	-	1 (1)	-
Brown	-	1	-	-	(1)
Gamble	-	1	-	-	1 (1)
Heller	-	-	-	-	-
Jekiri	-	-	-	-	1
Johnson	2	4	-	-	3
Kadji	3	2 (2)	-	1 (1)	4 (3)
Larkin	2 (2)	-	7 (3)	1 (7)	-
McKinney Jones	1	1	-	2 (1)	-
Scott	2 (2)	1 (1)	2 (2)	1 (3)	-
Sorenson	-	-	-	-	-
Swoope	-	-	-	-	(1)

**UM Communications**  
**Assoc. AD for Communications** Chris Freet  
 cfreet@miami.edu  
**MBB Contact** Amy Woodruff  
**Assistant Director of Communications**  
**Work/Cell** (305) 284-3241 / (813) 410-1194  
**Email** a.woodruff@miami.edu  
**Website** www.HurricaneSports.com

**2012-13 UM Quick Facts**

Location	Coral Gables, Fla.
Stadium	BankUnited Center
Press Row	305-284-2111
Capacity	7,200
Enrollment	15,524
Founded	1925
Colors	Orange, Green, White
Nickname	Hurricanes
Mascot	Sebastian the Ibis
Conference	Atlantic Coast
President	Dr. Donna E. Shalala
Interim Director of Athletics	Blake James
Address	5821 San Amaro Drive Coral Gables, Fla. 33146

2011-12 Overall Record	20-13
Home/Away/Neutral	14-4/5-8/1-1
2011-12 ACC Record	9-7
2011-12 ACC Finish	T-4
Starters Returning / Lost	4/1
Lettermen Returning / Lost	10/2

Head Coach	Jim Larrañaga
Alma Mater	Providence, 1971
Record at UM	29-16 / second season
Overall Record	499-350 / 29th season

**STAFF**

Eric Konkol	Wisconsin-Eau Claire, '00
Michael Huger	Bowling Green, '94
Chris Caputo	Westfield (Mass.) State, '02
Director of Operations	Mike Summey
Assoc. Director of Operations	Jaime Vathielil
Athletic Trainer	Wes Brown
Strength & Conditioning Coach	Jim Krumpus

**HISTORY**

First Season of Basketball	1926
Overall All-Time Record	898-684
Year UM Joined ACC	2004-05
NCAA Appearances	Six 1960, 1998, 1999, 2000, 2002, 2008
Last NCAA Appearance	L, 75-72 Second Round vs. Texas, 2008
NIT Appearances	10 1961, 1963, 1964, 1995, 1997, 2001, 2005, 2006, 2009, 2011
Last NIT Appearance	L, 79-64 Quarterfinals vs. Alabama, 2011

**COMMUNICATIONS POLICIES**  
 All interview requests for assistant coaches or athletics department staff members must also be approved and cleared by the UM Communications office and/or basketball contact Amy Woodruff. Credential requests are taken via e-mail to Amy Woodruff (A.Woodruff@miami.edu). Any misuse of credentials will result in removal from the BankUnited Center and the permanent voiding of the credential. The UM locker room is closed at all times. For home games, Coach Larrañaga and a handful of Hurricane players will report to the media room for interviews following the opposing team's postgame press conference.

**CANES DOWN NO. 13/14 MICHIGAN STATE**  
 Before the Nov. 28 win, the last time Miami defeated ...  
 A ranked non-conference team:  
 At No. 19/18 Florida; Dec. 4, 2004; W, 72-65.  
 A ranked non-conference team at home:  
 No. 21/24 Indiana; Dec. 15, 2001; W, 58-53.  
 A top 15 team at home:  
 No. 15/16 Florida State; Feb. 26, 2012; W 78-62.  
 A top 15 non-conference team at home:  
 No. 12 (AP) Kansas; Jan. 12, 1989; W, 87-86.

**LARRAÑAGA AND OBAMA**  
 In his three visits to the UM campus in the past year, President Barack Obama was greeted by Coach Larrañaga and attended each event. Larrañaga has met the President a dozen times, dating back to Coach L's tenure in Fairfax, Va., at George Mason. Larrañaga's son, John, also plays basketball with the President.

**CANES & COACH L MAKE COMMITMENT**  
 The University of Miami and Coach Jim Larrañaga have agreed to terms on a three-year contract extension that will run through April 30, 2019. Larrañaga's extension adds three years to his existing five-year contract which began in April 2011.

**WEIGHT ROOM GAINS**  
 UM has made great strides in the weight room since the arrival of Coach Jim Larrañaga and strength & conditioning coach Jim Krumpus. When Krumpus first arrived at Miami in the spring of 2011, the team bench pressed an average of 231 pounds. By the fall of 2011, that number jumped to 257 lbs, and in the fall of 2012, the Canes are benching 270.

In the vertical jump, the players averaged 32.4 inches in the spring of 2011, 34.4 inches in the fall of 2011 and are now at 35 inches. The team also averages 270 lbs. in the front squat. Some impressive individual numbers include: Bishop Daniels gained six inches on his vertical jump; Kenny Kadji lost 20 pounds and gained strength; Erik Swoope benches 340 pounds.

**UM SETS GSR SCHOOL RECORD**  
 The University of Miami recorded a department-wide school-record Graduation Success Rate (GSR) of 93 percent, according to the rates released by the NCAA. As a department, Miami's 93 percent GSR ranks fourth among ACC schools and is eighth overall among FBS schools. Overall, the University of Miami athletic department has improved from 77 to 93 percent from 2005 to 2012, a year after UM student-athletes posted a then-record 89 percent GSR in 2011. UM has exceeded the NCAA average GSR in each of the last eight years. The men's basketball team's rate is 87.

**2011-12 IN REVIEW**  
 In 2012-13, Larrañaga and his staff began their second year at the helm in Coral Gables. Having posted a 20-13 record and an appearance in the NIT (second round) in his first campaign, Larrañaga was the first Canes coach to open his UM career with 20 wins. Miami finished the season tied for fourth in the Atlantic Coast Conference, a

**2012-13 Record Chasers**

<b>REBOUNDS, CAREER</b>	
1. Rick Barry, 1962-65	1,274
2. Willie Allen, 1968-71	916
3. Harry Manushaw, 1958-61	914
9. Ron Godfrey, 1958-61	767
10. Joe Wylie, 1988-91	758
<b>11. Reggie Johnson, 2009-p</b>	<b>731</b>

<b>BLOCKED SHOTS, CAREER</b>	
1. Constantin Popa, 1991-95	263
2. Tim James, 1995-99	224
3. Anthony King, 2003-08	219
7. Elton Tyler, 1997-2000, 2001-02	114
8. Jimmy Graham, 2005-09	104
<b>9. Reggie Johnson, 2009-p</b>	<b>102</b>

<b>POINTS SCORED (FG-FT), CAREER</b>	
1. Rick Barry, 1962-65 (816-666)	2,298
2. Eric Brown, 1985-89 (805-633)	2,270
3. Don Curnutt, 1967-70 (813-380)	2,006
12. Steven Edwards, 1992-96 (419-290)	1,393
13. Ron Godfrey, 1958-61 (518-348)	1,384
<b>14. Durand Scott, 2009-p</b>	<b>1,360</b>

<b>ASSISTS, CAREER</b>	
1. Vernon Jennings, 1996-00	520
2. Kevin Norris, 1994-98	493
3. John Salmons, 1998-02	429
4. Kevin Presto, 1985-98	412
5. Thomas Hocker, 1987-90	384
<b>6. Durand Scott, 2009-p</b>	<b>342</b>

<b>GAMES STARTED, CAREER</b>	
1. Darius Rice, 2000-04	113
2. Robert Hite, 2002-06	109
3. Kevin Norris, 1994-98	108
6. Anthony King, 2003-08	105
<b>7. Durand Scott, 2009-p</b>	<b>102</b>

**STARTERS BY GAME**

SU	Larkin	Brown	McKinney Jones	Kadji	Johnson
FGCU	Larkin	Brown	McKinney Jones	Kadji	Johnson
JU	Larkin	Brown	McKinney Jones	Kadji	Gamble
Detroit	Larkin	Scott	McKinney Jones	Kadji	Gamble
MSU	Larkin	Scott	McKinney Jones	Kadji	Johnson
UMass	Larkin	Scott	McKinney Jones	Kadji	Johnson
Charlotte	Larkin	Scott	McKinney Jones	Kadji	Johnson
UCF	Larkin	Scott	McKinney Jones	Kadji	Johnson
Hawai'i	Larkin	Scott	Brown	Kadji	Gamble
Arizona	Larkin	Scott	Brown	Kadji	Gamble
Ind. St.	Larkin	Scott	McKinney Jones	Kadji	Gamble
LaSalle	Larkin	Scott	McKinney Jones	Kadji	Gamble

**RECORD BY STARTING LINEUP**

Larkin, Brown, McKinney Jones, Kadji, Johnson	1-1
Larkin, Brown, McKinney Jones, Kadji, Gamble	1-0
Larkin, Scott, McKinney Jones, Kadji, Gamble	2-1
Larkin, Scott, McKinney Jones, Kadji, Johnson	4-0
Larkin, Scott, Brown, Kadji, Gamble	1-1

program-best, and registered Miami's first winning record in the ACC (9-7).

**DEQUAN JONES STARTS FOR ORLANDO**

Former Miami Hurricane DeQuan Jones was signed as a free agent on Sept. 29, 2012, making the Orlando Magic's 15-man opening night roster. He started the first two games of the season, and since then has played in 20 total games, starting five, missing some time due to a groin injury. He is averaging 2.3 ppg, 1.6 rpg, 0.3 bpg while shooting 38.3 percent in 9.2 mpg. As a senior in 2011-12, he averaged 5.9 points, 3.6 rebounds and 17.3 minutes in 23 games for UM. He participated in the 24th annual State Farm College Slam Dunk & 3-Point Championships at the Final Four, advancing to the semifinals of the slam dunk contest.

MIAMI (AS OF 1/4) IN THE ...	ACC	NCAA	ACTUAL
<b>Team</b>			
Scoring Defense		#63	60.2
Scoring Margin		#80	8.6
FG Percentage Defense		#28	37.9
3-Pt FG Defense		#93	30.8
Blocked shots per game		#85	4.5
Turnovers per game		#17	11.2
Personal fouls per game		#7	13.5
<b>Scoring</b>			
Durand Scott	#6		15.9
Shane Larkin	#14		13.5
Kenny Kadji	#25		12.0
<b>Rebounding</b>			
Kenny Kadji	#10		7.0
Durand Scott	#22		5.4
<b>FG Percentage</b>			
Durand Scott	#7		.510
Shane Larkin	#10		.472
<b>Free Throw Percentage</b>			
Trey McKinney Jones		15	90.6
<b>Assists per Game</b>			
Shane Larkin	#9	212	3.7
<b>Blocked Shots per Game</b>			
Kenny Kadji	#7	180	1.36
<b>Steals per Game</b>			
Shane Larkin	#2	25	2.36
Durand Scott	#4		1.8
<b>Minutes Per Game</b>			
Shane Larkin	#1		36.1
Durand Scott	#2		36.0
<b>Assist to Turnover Ratio</b>			
Shane Larkin		206	1.58
<b>Double-doubles</b>			
Kenny Kadji		155	2.0

**GRANT SIGNS WITH CYPRUS**

After three years spent competing in orange and green, former Cane Malcolm Grant switched to purple and yellow this season, signing with APOEL Nicosia B.C. of the Cypriot First Division A. Grant totaled 1,185 points in his career. He made a 3-pointer in 35-straight games from Dec. 30, 2009-Jan. 7, 2012, tying the UM school record with former Cane Jack McClinton. The 35 also is the 11th-best in ACC history, tying Grant with J.J. Redick (Duke) and McClinton.

**CANE HOOPER NAMED TO PRO BOWL**

Former Cane hooper Jimmy Graham (2005-09) was one of five New Orleans Saints to be named to the 2012 NFL Pro Bowl. As of Dec. 23, 2012, Graham has 982 yards from 85 receptions and nine touchdowns this season.

At Miami, Graham played basketball from 2005-2009, graduated with a double major in marketing and management, then joined the 2009 football team while taking graduate classes. That season he totaled 17 receptions for 213 yards and five touchdowns. Graham averaged 4.2 ppg, shooting 49.5 percent from the field, and 4.2 rpg in 120 games in his four years with Miami men's basketball.

**MIAMI IS A TOP ACADEMIC INSTITUTION**

Already the top academic institution in the state of Florida and a world-renowned research institution, the University of Miami and its Department of Athletics are building upon its reputation for developing world-class students. In the 2012 edition of the U.S. News & World Report's annual issue, the University of Miami rose to number 44. UM remains the highest ranked school in the state of Florida.

**@CoachKonkol Facts**

@CanesHoops has the 7th best Graduation #Success Rate in the Country. #FinalExams  
 The ACC is the best academic BCS conference in the country.#academics and #athletics  
 Congrats to @DequanJones5 on making the @Orlando\_Magic! Proud of you! #Canefam #the  
 Check out #6 #Canes fans! The 25 Greatest College Basketball Uniforms of All Time <http://www.complex.com/art-design/2012/03/the-25-greatest-college-basketball-uniforms-of-all-time/> ... via@ComplexMag  
 !! RT @CanesFam: Props to @CanesHoops alum @DequanJones5got 2nd start for Magic & threw in 22 pts in this sick DUNK <http://ow.ly/ey2SU>  
 Team average on 185# bench NBA rep test goes up to 15.4 from 12.8 a year ago and 9.1 17 months ago. #  
 Since Jim Krumpas became our strength coach the max bench average has gone from 231 to 270 in 17 months. An #improvement of 17%.  
 Team average bench max goes to 270 up from 257 a year ago.#TheU #improvement  
 #CoachLFact In each of the past 15 years, Coach L has mentored at least one all-conf big 13 times and all-conf guard 14 times.  
 Miami, Northwestern and Duke are the only 3 BCS schools to record APR score of 980 or better in FB, mens basketball & baseball #UFact

**MBB INKS BURNETT AND REED TO NLI**

Jim Larrañaga has announced the signing of Deandre Burnett and Davon Reed to National Letters of Intent, on Nov. 20.

Burnett is a 2012 Parade All-American, one of only two players from the state of Florida and one of five Atlantic Coast Conference recruits to earn the honor. Originally from Florida, Burnett is currently attending Massanutten Military Academy (Va.).

At 6-1, 190 pounds, the shooting guard averaged 36.2 points, six rebounds and four assists per game as a senior at Carol City High School in Miami Gardens, Fla. The fourth leading scorer in the nation notched 45 points three times in his final prep season, earning first team Miami-Dade County honors as a junior while leading the Chiefs to an 18-4 record. He has averaged more than 20 points per game since his sophomore campaign.

Burnett played AAU ball for Team U and is touted for his ability to attack the basket in transition, score through contact and pressure the ball full court.

Burnett chose Miami over offers from Virginia, Mississippi, South Carolina, La Salle, FAU, Georgia Southern, FIU and Stetson. He is Larrañaga's third signee from the state of Florida, joining current Hurricanes sophomore Shane Larkin (Dr. Phillips) and freshman Tonye Jekiri (Champagnat).

Reed, a native of Princeton, N.J., is a four-star swingman listed as a Top 100 player (No. 97) by Rivals.com and No. 78 in the Class of 2013 by ESPN. He is the third-best talent in New Jersey and 18th best nationally at the shooting guard position, according to ESPN.com and Rivals ranks him as 24th among shooting guards.

He is a 6-6, 195-pound guard who averaged 27 points and nine rebounds per game for Princeton Day School (N.J.) last season. He enters his senior season with 1,473 points in 78 career games, an 18.9 ppg clip.

He is a multidimensional, athletic player who can handle the ball, has a solid shot and can defend the perimeter. He can play the 2 or the 3, and can defend the 1, 2 or 3 positions.

This summer, Reed participated in the Kevin Durant Skills Academy and played the AAU circuit with Team Final from New Jersey.

Reed chose Miami over offers from Wake Forest, Cincinnati, Xavier and Memphis, among others.

LAST 5 GAMES (3-2)

#	Player	gp-gs	min	avg	fg-fga	fg%	3fg-fga	3fg%	ft-fta	ft%	off	def	tot	avg	pf	dq	a	to	blk	stl	pts	avg
01	Durand Scott	5-5	181	36.2	28-60	.467	8-21	.381	18-26	.692	2	17	19	3.8	9	0	11	11	0	9	82	16.4
42	Reggie Johnson	1-1	27	27.0	5-8	.625	1-2	.500	5-6	.833	4	9	13	13.0	0	0	1	1	0	1	16	16.0
35	Kenny Kadji	5-5	154	30.8	25-61	.410	3-15	.200	11-17	.647	11	25	36	7.2	15	0	4	9	8	6	64	12.8
00	Shane Larkin	5-5	186	37.2	21-57	.368	8-23	.348	5-6	.833	2	16	18	3.6	3	0	17	7	0	13	55	11.0
04	Trey McKinney Jones	5-3	153	30.6	11-29	.379	6-14	.429	9-10	.900	3	22	25	5.0	8	0	6	6	1	4	37	7.4
45	Julian Gamble	5-4	119	23.8	15-26	.577	0-0	.000	6-13	.462	14	19	33	6.6	10	1	0	2	8	2	36	7.2
15	Rion Brown	5-2	111	22.2	11-33	.333	0-13	.000	1-3	.333	2	2	4	0.8	8	0	3	4	0	3	23	4.6
21	Erik Swoope	4-0	42	10.5	2-2	1.000	1-1	1.000	2-6	.333	2	2	4	1.0	5	0	1	2	1	1	7	1.8
23	Tonye Jekiri	5-0	27	5.4	1-4	.250	0-0	.000	1-2	.500	3	2	5	1.0	8	0	1	0	1	1	3	0.6
10	Raphael Akpejori	5-0	22	4.4	1-2	.500	0-0	.000	1-2	.500	3	4	7	1.4	1	0	0	1	0	0	3	0.6
03	Steve Sorenson	1-0	1	1.0	0-0	.000	0-0	.000	0-1	.000	0	0	0	0.0	0	0	0	0	0	0	0	0.0
12	Justin Heller	2-0	2	1.0	0-0	.000	0-0	.000	0-0	.000	0	0	0	0.0	0	0	1	0	0	0	0	0.0
Team											5	8	13					3				
Total.....		5	1025		120-282	.426	27-89	.303	59-92	.641	51	126	177	35.4	67	1	45	46	19	40	326	65.2
Opponents.....		5	1025		104-280	.371	34-107	.318	51-69	.739	54	131	185	37.0	78	1	54	65	13	21	293	58.6

GAMES WON (9)

#	Player	gp-gs	min	avg	fg-fga	fg%	3fg-fga	3fg%	ft-fta	ft%	off	def	tot	avg	pf	dq	a	to	blk	stl	pts	avg
01	Durand Scott	7-7	247	35.3	43-76	.566	8-19	.421	22-30	.733	7	32	39	5.6	8	0	22	13	1	11	116	16.6
00	Shane Larkin	9-9	316	35.1	49-92	.533	16-30	.533	20-24	.833	3	30	33	3.7	12	0	33	21	1	19	134	14.9
42	Reggie Johnson	6-5	172	28.7	24-53	.453	1-6	.167	33-42	.786	18	43	61	10.2	11	0	7	12	13	2	82	13.7
04	Trey McKinney Jones	9-8	285	31.7	31-64	.484	17-33	.515	26-28	.929	4	28	32	3.6	18	0	13	7	1	7	105	11.7
35	Kenny Kadji	9-9	260	28.9	34-78	.436	10-34	.294	21-26	.808	13	52	65	7.2	27	0	16	23	15	7	99	11.0
45	Julian Gamble	9-4	149	16.6	22-36	.611	0-0	.000	12-22	.545	15	19	34	3.8	10	0	1	9	9	3	56	6.2
15	Rion Brown	9-3	206	22.9	19-51	.373	5-25	.200	10-15	.667	4	13	17	1.9	11	0	11	3	1	5	53	5.9
02	Bishop Daniels	2-0	34	17.0	3-6	.500	1-1	1.000	0-0	.000	1	2	3	1.5	5	0	2	3	0	4	7	3.5
21	Erik Swoope	7-0	64	9.1	7-9	.778	1-1	1.000	3-10	.300	6	5	11	1.6	4	0	2	2	1	2	18	2.6
10	Raphael Akpejori	4-0	11	2.8	1-2	.500	0-0	.000	0-1	.000	1	2	3	0.8	0	0	0	0	2	0	2	0.5
12	Justin Heller	4-0	5	1.3	1-1	1.000	0-0	.000	0-2	.000	0	3	3	0.8	0	0	1	0	0	0	2	0.5
23	Tonye Jekiri	7-0	47	6.7	1-3	.333	0-0	.000	1-3	.333	2	3	5	0.7	8	0	1	1	2	2	3	0.4
03	Steve Sorenson	3-0	4	1.3	0-0	.000	0-0	.000	0-1	.000	0	0	0	0.0	0	0	0	0	0	0	0	0.0
Team											9	13	22					5				
Total.....		9	1800		235-471	.499	59-149	.396	148-204	.725	83	245	328	36.4	114	0	109	99	46	62	677	75.2
Opponents.....		9	1800		193-522	.370	66-207	.319	80-130	.615	106	182	288	32.0	168	4	105	112	24	45	532	59.1

GAMES LOST (3)

#	Player	gp-gs	min	avg	fg-fga	fg%	3fg-fga	3fg%	ft-fta	ft%	off	def	tot	avg	pf	dq	a	to	blk	stl	pts	avg
35	Kenny Kadji	3-3	105	35.0	18-41	.439	2-7	.286	7-13	.538	8	11	19	6.3	6	0	0	2	3	1	45	15.0
01	Durand Scott	2-2	77	38.5	8-24	.333	2-8	.250	9-14	.643	2	8	10	5.0	5	0	2	5	0	5	27	13.5
00	Shane Larkin	3-3	117	39.0	11-35	.314	6-20	.300	0-0	.000	1	9	10	3.3	5	0	11	6	0	8	28	9.3
02	Bishop Daniels	1-0	16	16.0	2-5	.400	2-2	1.000	2-2	1.000	0	0	0	0.0	0	0	1	1	0	2	8	8.0
42	Reggie Johnson	1-1	26	26.0	2-8	.250	0-0	.000	2-7	.286	4	6	10	10.0	4	0	1	5	0	1	6	6.0
04	Trey McKinney Jones	3-2	100	33.3	5-19	.263	1-10	.100	3-4	.750	3	12	15	5.0	7	0	4	6	0	4	14	4.7
45	Julian Gamble	3-2	63	21.0	6-15	.400	0-0	.000	2-7	.286	5	8	13	4.3	8	1	0	1	4	2	14	4.7
15	Rion Brown	3-2	85	28.3	4-22	.182	0-13	.000	2-5	.400	4	3	7	2.3	3	0	3	5	1	1	10	3.3
10	Raphael Akpejori	2-0	14	7.0	1-2	.500	0-0	.000	1-2	.500	2	2	4	2.0	1	0	0	1	0	0	3	1.5
23	Tonye Jekiri	3-0	16	5.3	0-1	.000	0-0	.000	1-2	.500	2	2	4	1.3	5	0	0	1	1	0	1	0.3
21	Erik Swoope	2-0	6	3.0	0-0	.000	0-0	.000	0-0	.000	0	0	0	0.0	1	0	0	0	0	1	0	0.0
Team											3	4	7					1				
Total.....		3	625		57-172	.331	13-60	.217	29-56	.518	34	65	99	33.0	45	1	22	34	9	25	156	52.0
Opponents.....		3	625		67-166	.404	15-54	.278	40-50	.800	35	97	132	44.0	56	2	31	44	6	19	189	63.0

Miami 87, Stetson 79 Game 1 BankUnited Center 11/09/12

Stetson 0-1 Player stats table with columns for # Player, fg, fga, fg3, fga3, fta, of, de, tot, pf, tp, a, to, b, s, min

TOTAL FG% 1st Half: 12-29 41.4% 2nd Half: 16-34 47.1% Game: 44.4%

Miami 1-0 Player stats table with columns for # Player, fg, fga, fg3, fga3, fta, of, de, tot, pf, tp, a, to, b, s, min

TOTAL FG% 1st Half: 11-28 39.3% 2nd Half: 21-33 63.6% Game: 52.5%

Officials: Jerry Heater, JB Caldwell, Brian Shey Technical fouls: Stetson-None. University of Miami-None. Attendance: 3160

Miami 77, Detroit 62 Game 4 BankUnited Center 11/24/12

DETROIT 2-2 Player stats table with columns for # Player, fg, fga, fg3, fga3, fta, of, de, tot, pf, tp, a, to, b, s, min

TOTAL FG% 1st Half: 11-32 34.4% 2nd Half: 10-27 37.0% Game: 35.6%

Miami 3-1 Player stats table with columns for # Player, fg, fga, fg3, fga3, fta, of, de, tot, pf, tp, a, to, b, s, min

TOTAL FG% 1st Half: 14-27 51.9% 2nd Half: 14-27 51.9% Game: 51.9%

Officials: Mike Eades, Ray Natili, Earl Walton Technical fouls: DETROIT-None. University of Miami-None. Attendance: 2946

FGCU 63, Miami 51 Game 2 Alico Arena 11/13/12

Miami 1-1 Player stats table with columns for # Player, fg, fga, fg3, fga3, fta, of, de, tot, pf, tp, a, to, b, s, min

TOTAL FG% 1st Half: 8-30 26.7% 2nd Half: 8-25 32.0% Game: 29.1%

FGCU 1-1 Player stats table with columns for # Player, fg, fga, fg3, fga3, fta, of, de, tot, pf, tp, a, to, b, s, min

TOTAL FG% 1st Half: 14-26 53.8% 2nd Half: 11-25 44.0% Game: 49.0%

Officials: Brian Shey, Frank Raposo and Jerry Heater Technical fouls: University of Miami-None. Florida Gulf Coast-None. Attendance: 4552

Miami 67, #13/14 Michigan State 59 Game 5 BankUnited Center 11/28/12

Michigan State 5-2 Player stats table with columns for # Player, fg, fga, fg3, fga3, fta, of, de, tot, pf, tp, a, to, b, s, min

TOTAL FG% 1st Half: 13-29 44.8% 2nd Half: 11-30 36.7% Game: 40.7%

Miami 4-1 Player stats table with columns for # Player, fg, fga, fg3, fga3, fta, of, de, tot, pf, tp, a, to, b, s, min

TOTAL FG% 1st Half: 11-24 45.8% 2nd Half: 10-20 50.0% Game: 47.7%

Officials: Roger Ayers, Les Jones, Ed Corbett Technical fouls: Michigan State-None. University of Miami-None. Attendance: 5791

Miami 73, Jacksonville 57 Game 3 BankUnited Center 11/16/12

Jacksonville Player stats table with columns for # Player, fg, fga, fg3, fga3, fta, of, de, tot, pf, tp, a, to, b, s, min

TOTAL FG% 1st Half: 8-23 34.8% 2nd Half: 12-27 44.4% Game: 40.0%

Miami Player stats table with columns for # Player, fg, fga, fg3, fga3, fta, of, de, tot, pf, tp, a, to, b, s, min

TOTAL FG% 1st Half: 8-15 53.3% 2nd Half: 15-24 62.5% Game: 59.0%

Officials: Patrick Adams, Doug Sirmons, Ron Grover Attendance: 3135

Miami 75, UMass 62 Game 6 Mullins Center 12/01/12

Miami 5-1 Player stats table with columns for # Player, fg, fga, fg3, fga3, fta, of, de, tot, pf, tp, a, to, b, s, min

TOTAL FG% 1st Half: 11-27 40.7% 2nd Half: 14-25 56.0% Game: 48.1%

Massachusetts 3-3 Player stats table with columns for # Player, fg, fga, fg3, fga3, fta, of, de, tot, pf, tp, a, to, b, s, min

TOTAL FG% 1st Half: 9-35 25.7% 2nd Half: 9-28 32.1% Game: 28.6%

Officials: Sean Hull, Tim Kelly, Chuck Jones Technical fouls: University of Miami-None. Massachusetts-None. Attendance: 704



Miami 77, Charlotte 46 Game 7 BankUnited Center 12/14/12

Table with columns for Player, tot-fg, 3-pt, rebounds, and other stats for Charlotte 9-1.

Table with columns for Player, tot-fg, 3-pt, rebounds, and other stats for Miami 6-1.

Officials: Brian Dorsey, Brian O'Connell, Ray Perone. Technical fouls: Charlotte-None. University of Miami-None.

Points in the paint-CHA 30,UM 40. Points off turnovers-CHA 6,UM 20. 2nd chance points-CHA 9,UM 7.

Miami 72, UCF 50 Game 8 UCF Arena 12/18/12

Table with columns for Player, tot-fg, 3-pt, rebounds, and other stats for Miami 7-1.

Table with columns for Player, tot-fg, 3-pt, rebounds, and other stats for UCF 6-3.

Officials: Rick Crawford, Rickartzell, Zelton Uced. Technical fouls: University of Miami-None. UCF-None.

Points in the paint-UM 34,UCF 22. Points off turnovers-UM 11,UCF 9.

Miami 73, Hawai'i 58 Game 9 Stan Sheriff Center 12/22/12

Table with columns for Player, tot-fg, 3-pt, rebounds, and other stats for Miami 8-1.

Table with columns for Player, tot-fg, 3-pt, rebounds, and other stats for Hawai'i 5-4.

Officials: Larry Spaulding, Mike Thibodeaux, Jason Baker. Technical fouls: University of Miami-None. Hawai'i-None.

Points in the paint-UM 34,UH 28. Points off turnovers-UM 22,UH 10.

No. 4/5 Arizona 69, Miami 50 Game 10 Stan Sheriff Center 12/23/12

Table with columns for Player, tot-fg, 3-pt, rebounds, and other stats for Arizona 11-0.

Table with columns for Player, tot-fg, 3-pt, rebounds, and other stats for Miami 8-2.

Officials: JB Caldwell, Greg Nixon, Terry Moore. Technical fouls: Arizona-None. University of Miami-None.

Points in the paint-ARIZ 30,UM 20. Points off turnovers-ARIZ 12,UM 5.

Indiana State 57, Miami 55 (OT) Game 11 Stan Sheriff Center 12/25/12

Table with columns for Player, tot-fg, 3-pt, rebounds, and other stats for Indiana State 7-4.

Table with columns for Player, tot-fg, 3-pt, rebounds, and other stats for Miami 8-3.

Officials: Larry Spaulding, Greg Nixon, Ryan Wells. Technical fouls: Indiana State-None. University of Miami-None.

Points in the paint-INS 18,UM 38. Points off turnovers-INS 2,UM 11.

Miami 76, La Salle 59 Game 12 BankUnited Center 1/2/13

Table with columns for Player, tot-fg, 3-pt, rebounds, and other stats for La Salle 9-3.

Table with columns for Player, tot-fg, 3-pt, rebounds, and other stats for Miami 9-3.

Officials: Bernard Clinton, Joe Lindsay, Jeff Clark. Technical fouls: La Salle-None. University of Miami-None.

Points in the paint-LAS 30,UM 28. Points off turnovers-LAS 5,UM 10.



# HEAD COACH JIM LARRAÑAGA

Second Season | Providence, 1971

Hometown: The Bronx, N.Y. | Head Coach: American International, 1977-79 | Bowling Green, 1986-97 | George Mason, 1997-2011 | Miami, 2011-present

## LARRAÑAGA'S CAREER

### Head Coach

2011-pres. Miami  
1997-2011 George Mason  
1986-97 Bowling Green  
1977-79 American International

### Assistant

1979-86 Virginia  
1971-76 Davidson

### Player / Coach

1977 Geronemo Basketball Club (Belgium)

## EDUCATION

Providence College, 1971  
B.A. Economics  
Archbishop Malloy High School, 1967

## NCAA APPEARANCES

1999 - George Mason  
2001 - George Mason  
2006 - George Mason (Final Four)  
2008 - George Mason  
2011 - George Mason

## NIT APPEARANCES

1990 - Bowling Green  
1991 - Bowling Green  
1997 - Bowling Green  
2002 - George Mason  
2004 - George Mason  
2009 - George Mason  
2012 - Miami

## PLAYING CAREER

Geronemo Basketball Club (Belgium) 1976-77  
Providence College, 1967-71  
Archbishop Molloy, 1963-67

## MISCELLANEOUS

Clair Bee Coach of the Year, 2006  
CAA Coach of the Year, 2011  
CAA Coach of the Year, 1999

## PERSONAL

Hometown: Bronx, N.Y.  
Born: Oct. 2, 1949  
Wife: Liz  
Sons: Jay and Jon

Jim Larrañaga was named the 12th head coach of the University of Miami men's basketball program on April 22, 2011.

Larrañaga came to Miami after serving as the head coach at George Mason for 14 seasons. He guided that program to five NCAA Tournament appearances (1999, 2001, 2006, 2008, 2011) - including an unprecedented run to the 2006 Final Four that captured the nation's attention, defeating Michigan State, North Carolina, Wichita State and UConn along the way. Following that run, he was selected the 2006 Clair Bee Coach of the Year.

In year one at The U, the Canes posted a 20-13 record, making Larrañaga the first Miami head coach to record 20 wins in his inaugural season in Coral Gables. Under the new coaching staff, UM won nine games in conference play, the first time Miami has posted a winning record in ACC play since joining the conference for the 2004-05 season. The Canes ended the season tied for fourth in the ACC, another program-best accomplishment.

On Feb. 5, 2012, Coach L & Co. did what no other hoops coach at Miami had done when he took the Canes into Cameron Indoor Stadium and defeated No. 7/5 Duke. The Canes downed the Blue Devils 78-74 in overtime that afternoon, led by 27 points and 12 rebounds from Reggie Johnson, and received votes in the next AP Poll for the first time since 2010. Gaining momentum, Miami then beat No. 15/16 Florida State at home in front of a packed house, UM's first win over FSU since 2009. Teetering on the edge of The Dance bubble, the Canes went 1-1 in the ACC Tournament and ended up in the NIT, defeating Valparaiso, but falling to Minnesota, the eventual NIT Championship runner-up.

Three players earned postseason recognition under Larrañaga's watch, as Kenny Kadji was selected to the All-ACC third team, Durand Scott was voted an honorable mention performer and Shane Larkin earned a spot on the ACC All-Freshman Team.

Larrañaga built the GMU Patriots' program into a perennial contender in the highly-regarded Colonial Athletic Association, winning more games than any other coach in program and conference history (273) en route to three conference titles (1999, 2001, 2008).

A two-time CAA Coach of the Year honoree, Larrañaga earned the accolade in 2011, leading the Patriots to a 27-7 overall record and 16-2 conference mark en route to the CAA regular-season title and their fifth NCAA Tournament appearance under his leadership. Seeded a program-best eighth in the NCAA Tournament, George Mason rallied from a double-digit deficit to defeat ninth-seeded Villanova, 61-57, before falling to overall No. 1 seed Ohio State in the third round.

Larrañaga's teams are known for their offensive efficiency and a frenetic defense dubbed the "Scramble." In Coach L's last season, his Patriots - who were ranked 24th in the final RPI - finished the season 11th in the nation in three-point field goal percentage (39.5), 18th in scoring margin (10.3), 22nd in turnovers (11.1), 26th in assist-to-turnover ratio (1.28) and 37th in scoring defense (62.5). During its 16-game win streak - which catapulted Mason to No. 25 in the ESPN/USA TODAY Coaches Poll on Feb. 28 - all but four victories came by a double-digit margin. That streak included the 71-51 win at VCU on Feb. 15, with Mason

holding the Rams to a season-low offensive output. He became Mason's all-time leader in men's basketball victories with his 131st win on January 22, 2005, with the 77-58 decision at James Madison. He became the CAA's all-time leader in wins on February 4, 2006, when the Patriots defeated UNC Wilmington. His Mason teams went 182-89 in CAA play.

In 2006, Larrañaga became the first coach at a mid-major school to take his team to the Final Four in 27 years and earned an at-large berth for a CAA team for the first time in 20 years. Along the way, he led Mason to a school record in wins, the school's first national ranking, George Mason's first appearance in the Top 10 and the school's first wins over Top 10 teams.

## WINNINGEST ACTIVE D- I HEAD COACHES

(prior to 2012-13 season)

Name	Wins
1. Mike Krzyzewski	927
2. Jim Boeheim	890
3. Bob Huggins	710
4. Roy Williams	675
5. Jerry Sloum	655
6. Bo Ryan	651
7. Rick Byrd	637
8. Mike Montgomery	635
9. Cliff Ellis	633
10. Rick Pitino	629
11. Larry Hunter	616
12. Ben Braun	603
13. John Beilein	567
14. Stew Morrill	563
15. Rick Barnes	544
16. Dave Bike	519
17. John Calipari	505
18. Lon Kruger	494
19. Tubby Smith	490
<b>20. Jim Larrañaga</b>	<b>490</b>
Don Maestri	490
22. Greg Kampe	488
23. Bill Self	476
24. Bob Thomason	467
25. Tony Shaver	461

## LARRAÑAGA'S CAREER RECORDS

School	Years	Overall	Conference
American International	1977-1979	27-26	none
Bowling Green	1986-1997	170-144	101-85
George Mason	1997-2011	273-164	165-79
Miami	2011-pres.	29-16	9-7
<b>Overall</b>		<b>29</b>	<b>499-350</b>
			<b>275-171</b>

## COACH JIM LARRAÑAGA AT A GLANCE

2006 Clair Bee Coach of the Year Five NCAA tournament appearances  
2001 CAA Coach of the Year 2011, 2008, 2006, 2001, 1999  
1999 CAA Coach of the Year Seven postseason NIT appearances  
1997 MAC Coach of the Year 2012, 2009, 2004, 2002, 1997,  
Seven 20-win seasons 1991, 1990

28 All-Colonial Athletic Conference selections  
Coached George Evans, who was a three-time CAA Player of the Year, the CAA Rookie of the Year, a three-time CAA Defensive Player of the Year and on the CAA All-Defensive Team three times.

Two AP All-America (honorable mention) players

Nine CAA All-Defensive Team selections

Eight CAA All-Rookie Team selections

Three Dean Ehlers Award winners - given to the CAA player who best meets the criteria of academic achievement, leadership and community service.

12 All-MAC Conference selections

Coached Antonio Daniels - MAC Player of the Year and MAC Freshman of the Year

Two MAC Freshman of the Year selections

Four MAC All-Freshman Team selections

**COACH LARRAÑAGA'S MILESTONE VICTORIES**

Victory	Date	Opponent	Score	School
50	02/10/88	Miami (Ohio)	65-59	Bowling Green
100	02/23/91	Kent State	84-57	Bowling Green
150	12/22/94	at Ohio State	59-50	Bowling Green
200	12/27/97	Northeastern	66-60	George Mason
250	12/20/00	Coastal Carolina	81-65	George Mason
300	12/02/03	East Carolina	76-65	George Mason
350	01/26/06	William & Mary	81-58	George Mason
400	02/27/08	William & Mary	68-59	George Mason
450	12/08/10	Loyola (Md.)	66-52	George Mason

campaign with a 19-10 overall record (13-5 in the CAA) and a NIT berth in 2001-02. Mason's 2002-03 roster was hampered by injuries, but managed to pull together a 16-12 record (11-7 in the CAA), and a fourth-place CAA finish.

In 2003-04, Larrañaga led the Patriots to a 7-2 non-conference record and to a school-record 23-win season, as Mason finished 23-10 on the year, its first 20-or-more win campaign in 14 years. Gaining an NIT berth (the Patriots fourth postseason appearance in six years), Larrañaga led Mason to two consecutive postseason victories for the first time in school history.

Under Larrañaga, the Patriots have won three CAA titles including the 2008 championship when Mason went 23-11. The Patriots have appeared in the postseason each of the past four seasons for the first time in Mason history, advancing to the NCAA Tournament in 2008, the NIT in 2009, the *Colleg Insider.com* Postseason Tournament in 2010 and back to the NCAA Tournament in 2011.

With 28 years of head coaching experience, the native of Bronx, N.Y., previously served as the head coach at Bowling Green for 11 seasons (1986-1997) and at Division II American International for two seasons (1977-79).

At Bowling Green, he made an immediate impact in his first season. In 1986-87, the Falcons were the nation's most improved team under a first-year head coach that took over a program with a losing record, posting a 15-14 record for an eight-game improvement over the previous season. Larrañaga went on to record a 170-144 mark in 11 years at Bowling Green, earning the 1997 Mid-American Conference Coach of the Year honors after leading Bowling Green to a 22-10 record, a conference regular season co-championship and a berth in the National Invitation Tournament. The 22 victories were the most by a Bowling Green team in 47 years and the 13 conference wins were the second-highest total in Falcon history.

Larrañaga's 170 victories at Bowling Green ranked second all-time on the Falcons' coaching list and he was only the second coach to record consecutive postseason appearances. Larrañaga led his squad to NIT berths in 1990 (18-11) and again in 1991 (17-13), the first time the Falcons enjoyed back-to-back postseason appearances since the early '60s. Bowling Green won better than 61 percent of its games in Larrañaga's last four years, recording a 70-44 mark during that stretch. The Falcons finished fourth or better in the MAC in five of Larrañaga's 11 seasons and he is among the winningest coaches in MAC history.

Larrañaga received his first head coaching position in 1977 when he was named to the post at American International, a Division II program in Springfield, Mass. Taking over a team that had suffered through five consecutive losing seasons prior to his arrival, Larrañaga turned AIC into a winning program in his first year and compiled a 28-25 mark in two seasons.

A 1971 graduate of Providence College with a degree in economics, Larrañaga was a four-year letterman for the Friars. As the team captain in his senior season, he led Providence to a 20-8 record and an NIT appearance. He graduated as the school's fifth all-time leading scorer with 1,258 points and was selected in the sixth round of the draft by the Detroit Pistons of the National Basketball Association. He was the team's top scorer as a sophomore and junior and was named New England's Division I Sophomore of the Year in 1969. He was inducted into the Providence College Hall of Fame in 1991.

His first coaching opportunity came at Davidson College, where he served as an assistant coach to Terry Holland. Davidson captured three Southern Conference regular-season championships and an NIT berth in his five years there, and he compiled a 47-12 record doubling as the freshman team coach. In 1976, he left Davidson and spent one season as player-coach for the Geronemo Basketball Club in Belgium.

After his two-year stint at American International, Larrañaga was reunited with Holland at the University of Virginia in April 1979. An assistant coach under Holland for seven seasons from 1979-86, he helped the Cavaliers reach the NCAA Final Four on two occasions (1981 and 1984), finish in the top five of the AP and UPI polls and average more than 24 victories per season. The Cavaliers were 169-62, won three regular season Atlantic Coast Conference championships and made four NCAA Tournament appearances. Virginia also made a pair of NIT appearances, winning the NIT Championship in 1980. Larrañaga was on the staff during the careers of three-time National Player of the Year Ralph Sampson and NBA first-round draft choice Olden Polynice.

Larrañaga, 63, and his wife, Liz, have two sons - Jay, who played for his father at Bowling Green and is an assistant coach with the Boston Celtics, and Jon, who was a member of his father's George Mason teams from 1999-2003 - and four grandchildren.

The Patriots finished the year with a 27-8 record and a No. 8 ranking in the final *USA TODAY/ESPN* Coaches Poll. Earlier that season, Mason cracked the polls at No. 25, but NCAA tournament wins over Michigan State, No. 10 North Carolina, Wichita State and No. 2 Connecticut vaulted Mason up the poll, into the national conscience and made Larrañaga a household name.

The remarkable run at George Mason began just two years into Larrañaga's tenure. After going 9-18 in his first year with the Patriots in 1997-98, Larrañaga guided the 1999 Patriots' squad to a 19-11 overall record and a 13-3 CAA mark. That season, he earned his first Coach of the Year accolades in the CAA and NABC District 4 after making a 10-game improvement and leading the program to its first-ever conference regular season championship, its second CAA Tournament title and first NCAA Tournament appearance since 1989.

The Patriots followed that with another 19-11 overall mark in 1999-2000, tying for first place in the CAA at 12-4 and earning the top seed in the conference tournament. In 2000-01, the Patriots finished 18-12 overall and 11-5 in the CAA, good for a tie for second place, and they won the CAA Tournament title and advanced to the NCAA Tournament for the second time in three years. The Patriots produced another solid

**LARRAÑAGA YEAR-BY-YEAR**

Year	School	Overall	Conference		Post-Season
		W-L	W-L	Finish	
1977-78	American International	14-13			
1978-79	American International	13-13			
1986-87	Bowling Green	15-14	10-6	3	
1987-88	Bowling Green	12-16	7-9	t-5	
1988-89	Bowling Green	13-15	6-10	t-6	
1989-90	Bowling Green	18-11	9-7	t-3	NIT 0-1
1990-91	Bowling Green	17-13	9-7	t-4	NIT 0-1
1991-92	Bowling Green	14-15	8-8	5	
1992-93	Bowling Green	11-16	8-10	t-6	
1993-94	Bowling Green	18-10	12-6	t-2	
1994-95	Bowling Green	16-11	10-8	t-5	
1995-96	Bowling Green	14-13	9-9	t-6	
1996-97	Bowling Green	22-10	13-5	t-1	NIT 0-1
1997-98	George Mason	9-18	6-10	6	
1998-99	George Mason	19-11	13-3	1	NCAA 0-1
1999-00	George Mason	19-11	12-4	t-1	
2000-01	George Mason	18-12	11-5	3	NCAA 0-1
2001-02	George Mason	19-10	13-5	2	NIT 0-1
2002-03	George Mason	16-12	11-7	4	
2003-04	George Mason	23-10	12-6	3	NIT 2-1
2004-05	George Mason	16-13	10-8	6	
2005-06	George Mason	27-8	15-3	t-1	NCAA 4-1
2006-07	George Mason	18-15	9-9	5	
2007-08	George Mason	23-11	12-6	2	NCAA 0-1
2008-09	George Mason	22-11	13-5	2	NIT 0-1
2009-10	George Mason	17-15	12-6	4	CIT 0-1
2010-11	George Mason	27-7	16-2	1	NCAA 1-1
2011-12	Miami	20-13	9-7	t-4	NIT 1-1
2012-13	Miami	9-3			
<b>Overall</b>		<b>499-350</b>	<b>275-171</b>		



Assistant coaches Michael Huger, Eric Konkol and Chris Caputo have aided Coach Larrañaga for a combined 26 seasons.

## Michael Huger

### Defensive Coordinator

**Michael Huger** enters his second season at the University of Miami and his sixth season as an assistant coach for head coach Jim Larrañaga assisting in all aspects of the program, while focusing on defense. He has seven seasons of collegiate coaching experience and a dozen years of pro basketball experience.

In four seasons at George Mason, Huger helped lead the Patriots to the postseason every year, including NCAA berths in 2008 and 2011. In 2011, the team defeated Villanova to advance to the third round of the NCAA Tournament, earned a regular-season CAA title and posted a school-record tying 27 wins. In 2009, he helped Mason to an NIT bid and its second-straight 20-win season. In 2008, Huger helped the Patriots to their second-highest win total in school history as they beat nationally-ranked Kansas State and won the CAA title for the first time since 2001.

Huger began his coaching career at Longwood University (Va.) under Mike Gillian, a former Mason assistant coach under Larrañaga, where he spent two seasons.

Before joining the coaching ranks, Huger played professional basketball in Europe, spending two years in Holland (1994-96) and nine in Belgium (1996-2005). He was selected Dutch League MVP in 1996 after averaging 25.3 points and 5.8 assists, and went on to earn First Team All-Belgium honors in 2000 and 2004 after leading his clubs to Belgium Cup championships in both seasons.

A native of New York City, Huger is a 1994 graduate of Bowling Green State University with a bachelor's degree in education. There he played for Larrañaga from 1989-93, helping the Falcons to a pair of NIT appearances. He earned Mid-American Conference honors in his final two seasons, and was a Naismith Award nominee and the runner-up for conference player of the year as a senior. As a prep player, he helped lead Stevenson High School (Bronx) to back-to-back PSAL City Championships in 1988 and 1989.

Huger and his wife, Tonya, have a son, Michael Anthony II.

## Eric Konkol

### Offensive Coordinator

**Eric Konkol** enters his second season at the University of Miami and ninth as a member of head coach Jim Larrañaga's staff. He assists in all aspects of the program, while focusing on the Canes' offense.

Konkol previously worked with Larrañaga at George Mason from 2002-03 through 2004-05 and 2007-08 through last season, helping to develop 12 All-CAA selections, five CAA All-Rookie honorees and 16 professional players. In the interim, he spent two years coaching at national power Hopkins High School in Minnesota under Ken Novak, Jr. - who was named 2011 ESPN RISE National Boy's Basketball Coach of the Year - and had a short stint on the coaching staff at North Dakota State.

He served as Mason's scouting director from 2002-05 and helped recruit the top non-BCS recruiting class in 2009 according to ESPN.com. Additionally, he monitored the academic progress of the men's basketball student-athletes, graduating 20-of-22 student-athletes who completed their eligibility - with two more students graduating in May 2011. In both 2009 and 2010, the program was recognized by the NCAA with an Academic Progress Rate in the nation's top 10 percent.

Konkol previously worked on Buzz Peterson's staff as a student assistant for NIT champion Tulsa in 2000-01 and as a graduate administrative assistant at Tennessee in 2001-02, earning a master's degree in sport management.

A native of Amherst, Wis., Konkol is a 2000 graduate of the University of Wisconsin at Eau Claire with a bachelor's degree in kinesiology, with an emphasis in exercise management. He played three seasons of basketball for the Division III program - advancing to the national championship game in 2000. He received the team's inspiration award after his junior and senior seasons with the Blugolds, and was an honorary captain as a senior.

He spent his first two years, including one redshirt season, at the University of Wisconsin at Platteville playing for current Wisconsin head coach Bo Ryan. A 1995 graduate of Amherst High School, he was a three-sport athlete (basketball, baseball and cross country) and closed his prep career as the school's all-time leading scorer with 1,871 points.

Konkol and his wife Meagan, have two sons, Ethan and Ryan.

## The Assistants

## Chris Caputo

### Scout Team Coordinator

**Chris Caputo** enters his second season with the Hurricanes and his 11th season on head coach Jim Larrañaga's staff. Entering his eighth season as an assistant coach, his primary responsibilities include recruiting and scouting the opposition.

Caputo played a major role in George Mason's run to the Final Four in 2006, putting together scouting reports to prepare the Patriots as they played nationally-ranked teams and future NBA players in nearly every round.

He has also helped lead the Patriots to the postseason for a Mason-record four-straight seasons, including NCAA berths in 2008 and 2011. In 2011, the team defeated Villanova to advance to the third round of the NCAA Tournament, earned a regular-season CAA title and posted a school-record tying 27 wins. In 2009, he helped Mason to an NIT bid and its second-straight 20-win season. In 2008, Caputo helped the Patriots to their second-highest win total in school history as they beat nationally-ranked Kansas State and won the CAA title for the first time since 2001.

As an assistant at Mason, Hoopscop.com named him one of the Top 25 non-BCS assistant coaches in the nation. In 2010, Caputo attended the Villa 7 Consortium, an educational symposium and networking opportunity for some of the nation's top assistants. In 2011 alone, 19 alumni of Villa 7 have been hired as head coaches.

Prior to becoming an assistant coach, Caputo worked on Larrañaga's staff as the video coordinator, coordinated the staff recruiting database and mailing system, as well as serving in other administrative capacities.

A native of Elmhurst, N.Y., Caputo is a 2002 graduate of Westfield (Mass.) State College with a degree in finance and economics. He was a four-year letterwinner as a point guard for the Division III Owls, and served as captain and earned the team's Outstanding Contributor Award as a senior. A 1998 graduate of Archbishop Molloy High School - Larrañaga's alma mater, he too played for legendary head coach Jack Curran.

Caputo and his wife Julie married in May.

**THE LAST TIME A ...****Player Scored 30 Points**

Miami Kenny Kadji (30), UNC Greensboro, 1/2/12  
 Opponent Terrell Stoglin (33), Maryland, 2/1/12

**Player Scored 35 Points**

Miami Jack McClintock (35) vs. North Carolina, 3/15/09  
 Opponent Sean Singletary (41), Virginia, 3/1/08

**Player Scored 40 Points**

Miami Darius Rice (43) vs. Connecticut, 1/20/03  
 Opponent Sean Singletary (41), Virginia, 3/1/08

**Two Players Scored 20 Points**

Miami Malcolm Grant (23), Reggie Johnson (20) at NC State, 1/23/11  
 Opponent Omari Grier (27), Raymond Taylor (20) FAU, 12/17/11

**Three Players Scored 20 Points**

Miami Dwayne Collins (23), Brian Asbury (21), Jack McClintock (20) vs. Virginia Tech, 1/25/09  
 Opponent Travis Mays (40), Alvin Heggs (22), Lance Blanks (21), Texas, 2/22/89

**Five Players Scored in Double Figures**

Miami Reggie Johnson (22), Trey McKinney Jones (14), Shane Larkin (13), Kenny Kadji (12), Rion Brown (10), vs. Stetson, 11/9/12  
 Opponent Jon Scheyer (27), DeMarcus Nelson (19), Kyle Singler (12), Greg Paulus (12), Lance Thomas (10) Duke, 2/20/08

**Six Players Scored in Double Figures**

Miami Durand Scott (17), Rion Brown (15), Reggie Johnson (11), Shane Larkin (11), Trey McKinney Jones (11), DeQuan Jones (11) vs. Appalachian State, 12/30/11

**Player Grabbed 15 Rebounds**

Miami Reggie Johnson (20) vs. Florida Atlantic, 3/16/11  
 Opponent Gani Lawal (18), Georgia Tech, 2/10/10

**Two Players Grabbed 10 Rebounds**

Miami Kenny Kadji (12) and Reggie Johnson (11) vs. Stetson, 11/9/12  
 Opponent Marcus Ginyard (12), John Henson (12), North Carolina, 3/2/10

**Three Players Grabbed 10 Rebounds**

Miami Mark Richardson (11), Eric Brown (10), Joe Wylie (10) vs. FIU, 3/6/89  
 Opponent Matt Harpring (12), Dion Glover (10), Michael Maddox (10), Georgia Tech, 12/2/79

**Player Had 10 Assists**

Miami Durand Scott (10) vs. North Carolina Central, 11/14/09  
 Opponent Kendall Marshall (10), North Carolina, 3/11/11

**Player Had 10 Blocks**

Miami Anthony King (10) vs. Florida Atlantic, 11/29/04  
 Opponent Jarvis Varnado (10), Mississippi State, 12/13/07

**Player Had a Double-Double**

Miami Julian Gamble (16 pts, 13 rebs), at Hawai'i, 12/22/12  
 Opponent CJ Leslie (21 pts, 11 rebs), at NC State, 2/29/12

**Player Had a Triple-Double**

Miami Anthony King (11 pts, 10 reb, 13 blks) vs. Florida Atlantic, 11/29/04  
 Opponent Brendan Haywood (18 pts, 14 reb, 10 blks), North Carolina, 12/4/00

**Two Players Had Double-Doubles**

Miami Reggie Johnson (22 pts, 11 rebs) & Kenny Kadji (12 pts, 12 rebs), vs. Stetson, 11/9/12  
 Opponent Hasheem Thabeet (19 pts, 14 reb), A.J. Price (13 pts, 11 reb), Connecticut, 11/23/08

**Team Scored 100 Points**

Miami 108 vs. Nova Southeastern, 11/16/09  
 Opponent 105, North Carolina, 1/31/07

**Team Scored 50 Points in a Half**

Miami 51, (2nd half) at Hawaii, 12/22/12  
 Opponent 51 (2nd half), UCF, 12/18/10

**Team Shot 50 Percent in Both Halves**

Miami .519 (14-27) / .519 (14-27) vs. Detroit, 11/24/12  
 Opponent .609 (14-23) / .560 (14-25), Minnesota, 3/9/12

**Team Shot 60 Percent in a Half**

Miami .630 (17-27), second half, at Hawai'i, 12/22/12  
 Opponent .609 (14-23), first half, Minnesota, 3/9/12

**Team Shot 70 Percent in a Half**

.706 (12-17), second half vs. FAU, 12/17/11


**Team Shot 60 Percent in a Game**

Miami .620 (31-50), vs. FAU, 12/17/11  
 Opponent .622 (23-37), Clemson, 12/21/08

**Team Shot Less Than 30 Percent in a Game**

Miami .291 (16-55), FGCU, 11/13/12  
 Opponent .270 (17-63), Indiana State, 12/25/12

# 2012-13 Photo Roster



**25**  
**Garrius Adams**  
Sr. | G | 6-6 | 195  
Apex, N.C.  
Middle Creek




**10**  
**Raphael Akpejori**  
Jr. | F | 6-10 | 236  
Lagos, Nigeria  
Sunrise Christian Academy (Kan.)




**15**  
**Rion Brown**  
Jr. | G | 6-6 | 200  
Hinesville, Ga.  
Liberty County



**45**  
**Julian Gamble**  
Sr. | F/C | 6-10 | 250  
Durham, N.C.  
Southern Durham



**12**  
**Justin Heller**  
Jr. | G | 6-2 | 180  
Boca Raton, Fla.  
West Boca Raton Community




**Tonye Jekiri**  
Fr. | C | 7-0 | 227  
Hialeah, Fla.  
Champagnat Catholic School




**42**  
**Reggie Johnson**  
Sr. | C | 6-10 | 292  
Winston-Salem, N.C.  
Winston-Salem Prep




**35**  
**Kenny Kadji**  
Sr. | F/C | 6-11 | 242  
Douala, Cameroon  
Pendleton/IMG/Florida



**0**  
**Shane Larkin**  
So. | G | 5-11 | 176  
Orlando, Fla.  
Dr. Phillips (Fla.)




**4**  
**Trey McKinney Jones**  
Sr. | G | 6-5 | 220  
Milwaukee, Wis.  
South Milwaukee/UMKC



**1**  
**Durand Scott**  
Sr. | G | 6-5 | 203  
The Bronx, N.Y.  
Rice High



**3**  
**Steve Sorenson**  
Fr. | G | 6-0 | 151  
Dallas, Texas  
Mark's School of Texas



**21**  
**Erik Swoope**  
Jr. | F | 6-6 | 233  
Lake Elsinore, Calif.  
Harvard-Westlake



**Jim Larranaga**  
Head Coach



**Eric Konkol**  
Assistant Coach



**Michael Huger**  
Assistant Coach



**Chris Caputo**  
Assistant Coach



**Mike Summey**  
Director of Operations



# GARRIUS ADAMS

Senior | Guard | 6-6 | 195

Apex, N.C. | Middle Creek

# #25

## Adams Season / Career Highs

### Points

Season: --  
Career: 16, at UNGC 02/15/11

### Rebounds

Season: --  
Career: 9, vs. Virginia 2/5/11

### Assists

Season: --  
Career: 6, vs. McNeese State 11/24/10

### Steals

Season: --  
Career: 3, (4x) last at Ole Miss 11/25/11

### Blocked Shots

Season: --  
Career: 2, (2x) last vs. Boston College 1/19/10

### Field Goals

Season: --  
Career: 6, at UNGC 2/15/11

### Field Goal Attempts

Season: --  
Career: 11, at UNGC 2/15/11

### Free Throws

Season: --  
Career: 7, vs. UCF 12/18/10

### Free Throw Attempts

Season: --  
Career: 12, vs. UCF 12/18/10

### 3-Point Field Goals

Season: --  
Career: 4 (2x) last at West Virginia 12/10/11

### 3-Point Field Goal Attempts

Season: --  
Career: 7 (4x) last vs. FGCU 11/22/11

### Foul Disqualifications

Season: --  
Career: 1, vs. Tennessee Tech 11/11/11

### Minutes

Season: --  
Career: 40, vs. Virginia 2/5/11

**As a Junior (2011-12):** In 19 games, averaged 4.5 points, 2.1 rebounds, 0.9 assists and 0.6 steals in 16.9 minutes per game ... Shot 39.7 percent from field, 34.0 from distance and 55.0 at the line ... Started first six games of season ... Sat out 14 games in January and February with lower extremity injury. Had surgery on Jan. 19 and returned to court Feb. 18 ... Posted 2.4 points, 0.6 rebounds in five ACC games ... Scored 6.5 ppg in two NIT games, playing 25.5 mpg ... Led (or tied) for team game highs in steals four times and in scoring, rebounding, assists and blocks once apiece ... Season highs include 15 points at West Virginia, eight rebounds vs. Tennessee Tech, three assists vs. Valparaiso, trio of steals at Ole Miss, four three-pointers made at West Virginia and 32 minutes at West Virginia and against Florida Gulf Coast.

**As a Sophomore (2010-11):** Played in all 36 games, with 24 starts - including stretch of 15 straight during ACC play (1/15-3/6) ... Averaged 7.3 points, 3.7 rebounds, 1.8 assists and 1.0 steal in 28.2 minutes per game ... Played at least 20 minutes in 33-of-36 games this season, with 1,014 minutes on hardwood, ranking 17th in program history ... Scored in double-figures 12 times, including seven times versus ACC opponents ... Grabbed five-plus boards 11 times, including season-high nine in overtime win against Virginia (2/5).

**As a Freshman (2009-10):** Averaged 3.8 points and 2.1 rebounds per game, playing in 32 games as true freshman -- tying Reggie Johnson for second-most appearances among UM freshmen in 2009-10 ... Started seven-straight games in ACC play -- also second most among UM freshmen, posting 3.9 points and 1.7 boards per outing versus conference opponents ... Knocked down three-pointer in seven of last 12 games ... Scored in double figures twice, including season- and game-high 13 points at Wake Forest (2/2) on season-best 4-of-8 shooting from field -- including season-best 3-for-5 from beyond the -- with three rebounds and steal.

**High School:** Ranked among the top 20 shooting guards by ESPN and among top 30 by *Scout* ... Averaged 21.8 points per game as a senior en route to setting Middle Creek High School scoring record in career points ... In 2009, named to N.C. Basketball Coaches Association District 5 All-District first team and *NCPreps.com* All-State Boys Basketball Team ... Competed in North Carolina/South Carolina All-Star Classic ... As a junior, averaged 18.2 points and 7.8 rebounds per game en route to NCHSAA 4-A All-State honors ... Coached by David Kushner ... Averaged 20.1 points per game with AAU team -- Garner Road, and was named to all-tournament team at Bob Gibbons Tournament of Champions in May 2008 ... Also recruited by Wake Forest, NC State, Virginia Tech and South Carolina.

**Personal:** First name is pronounced GARY-us ... Born Nov. 15, 1990 ... Son of Valerie and Gary Adams ... Brother to Deion, Ashley and Destiny ... Sports administration major with aspirations of becoming general manager of NBA team ... Off the court, enjoys music.

2009-10			
Opposition	P	R	A
NC Central	3	4	0
Nova Southeastern	10	2	0
Tulane	4	2	1
UNC Wilmington	0	0	0
South Carolina	3	2	0
FGCU	6	3	2
USC Upstate	1	3	1
Minnesota	2	1	1
at Boston College	4	1	1
SC State	5	4	1
at Stetson	4	5	0
FAU	9	2	1
NC A&T	1	8	1
Bethune-Cookman	6	2	0
at Pepperdine	5	1	2
Wake Forest	0	1	0
at Virginia Tech	6	2	1
at Virginia	0	1	0
Boston College	2	2	3
at Maryland	4	1	1
Virginia Tech	3	1	0
at Wake Forest	13	3	0
at Florida St.	5	3	1
Georgia Tech	6	3	0
at Clemson	5	0	2
Duke	2	2	0
Virginia	3	3	0
NC State	9	1	0
at North Carolina	0	1	0
Florida St.	0	2	0
Wake Forest	0	0	0
Duke	0	0	0

2010-11			
Opposition	P	R	A
Jacksonville	3	1	3
at Memphis	5	7	0
N.C. Central	10	3	2
at Rutgers	0	0	0
McNeese St.	11	4	6
at FGCU	13	5	1
Ole Miss	6	3	2
West Virginia	9	3	2
Stetson	4	2	5
UCF	7	5	0
Oral Roberts	10	2	0
Rice	9	4	3
Akron	4	1	1
Pepperdine	6	0	2
at Duke	0	3	0
at Clemson	14	5	3
BC	12	2	2
Florida St.	2	8	2
at NC State	2	2	2
UNC	12	3	1
at Virginia Tech	11	2	1
Georgia Tech	11	3	1
Virginia	8	9	2
at Wake Forest	8	4	1
Duke	9	6	2
at UNGC	16	4	2
Clemson	4	5	3
at BC	12	6	4
at Florida St.	7	8	3
Maryland	4	4	3
at Georgia Tech	7	1	1
Virginia	10	5	2
UNC	0	3	1
FAU	4	2	1
Missouri St.	8	3	1
at Alabama	4	4	1

2011-12			
Opposition	P	R	A
TENNESSEE TECH	3	8	0
RUTGERS	9	3	2
UNF	14	5	2
FLA. GULF COAST	7	4	1
at Ole Miss	4	7	1
at Purdue	2	1	1
Memphis	0	0	0
at West Virginia	15	3	2
APPALACHIAN ST.	3	1	1
UNCG	0	1	1
WAKE FOREST	6	2	1
at Maryland	0	0	0
FLORIDA STATE	1	0	0
at NC State	5	1	0
BOSTON COLLEGE	0	0	1
at Georgia Tech	0	0	0
vs. Florida State	3	1	1
VALPARAISO	8	2	3
MINNESOTA	5	1	0

## CAREER STATISTICS

Season	GP	GS	Min.	Avg.	Total			3-Point			Free Throws			Rebounds				Scoring							
					FGA	Pct.	FG	FGA	Pct.	FT	FTA	Pct.	Off.	Def.	Tot.	Avg.	PF	FO	Ast.	TO	Blk	Stl	Pts.	Avg.	
2009-10	32	7	540	16.9	38	118	.322	26	89	.292	19	29	.655	19	47	66	2.1	20	0	19	25	6	23	121	3.8
2010-11	36	24	1014	28.2	88	227	.388	35	114	.307	51	75	.680	37	95	132	3.7	68	0	66	60	6	37	262	7.3
2011-12	19	6	319	16.8	29	73	.397	16	47	.340	11	20	.550	11	29	40	2.1	21	1	17	14	2	11	85	4.5
TOTAL	87	37	1873	21.5	155	418	.371	77	250	.308	81	124	.653	67	171	238	2.7	109	1	102	99	14	71	468	5.4



# RAPHAEL AKPEJORI #10

Junior | Forward | 6-10 | 236

Lagos, Nigeria | Sunrise Christian Academy (Kan.)

## Akpejori Season / Career Highs

### Points

Season: 2 (2x) last vs. Indiana State 12/25/12  
 Career: 8, vs. NC Central 11/19/10

### Rebounds

Season: 3, vs. Indiana State 12/25/12  
 Career: 7, at Purdue 11/29/11

### Assists

Season: --  
 Career: 1 (2x), last at Purdue 11/29/11

### Steals

Season: --  
 Career: 1 (5x), last at Georgia Tech, 3/8/12

### Blocked Shots

Season: 2, vs. Charlotte, 12/14/12  
 Career: 4 (2x), last vs. UNF 11/19/11

### Field Goals

Season: 1 (2x) last vs. Indiana State 12/25/12  
 Career: 3(2x) last vs. Tennessee Tech 11/11/11

### Field Goal Attempts

Season: 2 (2x) last vs. Indiana State 12/25/12  
 Career: 4, UNF 11/19/11

### Free Throws

Season: 1, vs. Arizona, 12/23/12  
 Career: 4, at Rutgers 11/21/10

### Free Throw Attempts

Season: 2, vs. Arizona, 12/23/12  
 Career: 4 (4x), last vs. Memphis 12/06/11

### 3-Point Field Goals

Season: --  
 Career: --

### 3-Point Field Goal Attempts

Season: --  
 Career: --

### Foul Disqualifications

Season: --  
 Career: --

### Minutes

Season: 11, vs. Indiana State 12/25/12  
 Career: 22, vs. UNF 11/19/11

**As a Sophomore (2011-12):** Season highs include seven points vs. Tennessee Tech, seven rebounds at Purdue, four blocked shots vs. UNF, 22 minutes vs. UNF ... Averaged 1.6 points, 1.5 rebounds, 0.5 blocks in 22 games played ... Shot 48.1 percent from field and 58.8 percent at the line ... In ACC play, recorded 1.0 ppg and 1.0 rpg in eight games ... Averaged 3.1 points and 2.6 rebounds in first nine games of season ... Led (or tied) for team game highs in blocked shots three times and in rebounds once ... Was perfect from field in five games, including 3-of-3 against Tennessee Tech ... Notched five points, four rebounds and four blocks in 22 minutes against UNF ... Averaged 11.9 minutes per game until return of Reggie Johnson ... Book Buster (3.0 GPA) ... Athletics Director Honor Roll (3.2 GPA) ... Dean's List (3.5 GPA).

**As a Freshman (2010-11):** Saw action in 20 games as true freshman, averaging 1.6 points and 1.6 rebounds in 4.9 minutes per game ... Productive during time on hardwood, with 12 blocks tying for third-most on squad ... UM's second-most active player on glass, pulling down 18.5 percent of rebounds when in game - including 20.8 percent of defensive boards ... Hit both free throws at UNC Greensboro (2/15), converting five of last six attempts from the charity stripe during season ... Registered at least one block in four-straight games - including a career-high four blocks in win over McNeese State (11/24), for second-most blocks in a game by a Cane in 2011.

**High School:** Kansas All-State Class 1-A honorable mention selection ... Rated as No. 64 power forward by ESPN ... Helped team finish with just two losses in 2009-10, with one of those to nationally-ranked power Providence School (Fla.) who won 2-A FHSAA state title ... Poured in game-high 23 points (including three dunks) and 12 rebounds in win over Liberal ... Added another double-double with 14 points and 10 rebounds against Dodge City ... Named to Fantasy of Lights All-Tournament Team after helping team to championship game win over Mansfield Timberview ... Sat out 2008-09 season with injury ... Named to Hawk Challenge All-Tournament Team following back-to-back double-digit scoring performances in state of Florida ... Played AAU basketball for Baltimore Elite ... Played in international game during 2008 Jordan Brand Basketball Classic in New York City ... Coached by Kyle Lindsted at Sunrise Christian.

**Personal:** Full name is Ehasor Raphael Akpejori ... Goes by Raphael ... First name is pronounced A-tha-saur ... Last name is pronounced AHK-peh-jour-ee ... Born Oct. 10, 1990 ... Standout in the classroom as well as on court, majoring in mechanical engineering ... Also recruited by Texas A&M, Colorado, USF and UCF.

2010-11				2011-12			
Opposition	P	R	A	Opposition	P	R	A
Jacksonville	0	1	0	TENNESSEE TECH	7	3	0
at Memphis	2	1	0	RUTGERS	3	1	1
N.C. Central	8	5	0	UNF	5	4	0
at Rutgers	4	2	0	FLA. GULF COAST	0	0	0
McNeese St.	2	4	0	at Ole Miss	0	1	0
at FGCU	1	2	0	at Purdue	2	7	1
West Virginia	0	0	0	UMASS	6	3	0
Stetson	2	0	0	Memphis	2	2	0
UCF	1	1	0	at West Virginia	3	2	0
Oral Roberts	2	4	0	at Charlotte	0	0	0
Rice	0	2	0	APPALACHIAN ST.	0	0	0
Pepperdine	3	2	0	at North Carolina	2	1	0
at Duke	1	3	0	at Boston College	0	0	0
at Clemson	0	0	0	MARYLAND	4	1	0
Florida St.	2	0	0	VIRGINIA TECH	0	0	0
UNC	1	1	0	NORTH CAROLINA	0	0	0
at Virginia Tech	0	0	0	WAKE FOREST	0	0	0
at UNC	2	2	0	at Maryland	2	2	0
Maryland	0	0	0	FLORIDA STATE	0	4	0
at Alabama	0	1	0	at Georgia Tech	0	0	0
				vs. Florida State	0	1	0
				MINNESOTA	0	1	0

## CAREER STATISTICS

Season	GP	GS	Min.	Avg.	Total			3-Point			Free Throws			Rebounds				Scoring							
					FGA	Pct.	FG	FGA	Pct.	FT	FTA	Pct.	Off.	Def.	Tot.	Avg.	PF	FO	Ast.	TO	Blk	Stl	Pts.	Avg.	
2010-11	20	0	98	4.9	5	10	.500	0	0	.000	21	32	.656	13	18	31	1.6	16	0	0	5	12	2	31	1.6
2011-12	22	3	147	6.7	13	27	.481	0	0	.000	10	17	.588	21	12	33	1.5	27	0	2	7	11	4	36	1.6
2012-13	6	0	25	4.2	2	4	.500	0	0	.000	1	3	.333	3	4	7	1.2	1	0	0	1	2	0	5	0.8
TOTAL	48	3	270	5.6	20	41	.488	0	0	.000	32	52	.615	37	34	71	1.5	44	0	2	13	25	6	72	1.5

## AKPEJORI 2012-13

Opponent	Date	TOTAL			3-PTS			FREE THROWS			REBOUNDS				PF	FO	A	TO	Blk	Stl	Pts	Avg		
		GS	Min	FG	FGA	Pct	3FG	FGA	Pct	FT	FTA	Pct	Off	Def									Tot	Avg
STETSON	11-09-12	DNP																						
at FGCU	11-13-12	DNP																						
JACKSONVILLE	11-16-12	DNP																						
DETROIT	11-24-12	DNP																						
MICHIGAN STATE	11-28-12	DNP																						
at Massachusetts	12-01-12	DNP																						
CHARLOTTE	12-14-12	3	1	2	.500	0	0	.000	0	1	.000	0	0	0	0.0	0	0	0	0	0	2	0	2	2.0
at UCF	12-18-12	1	0	0	.000	0	0	.000	0	0	.000	0	1	1	0.5	0	0	0	0	0	0	0	0	1.0
at Hawai'i	12/22/12	4	0	0	.000	0	0	.000	0	0	.000	1	1	2	1.0	0	0	0	0	0	0	0	0	0.7
vs Arizona	12-23-12	3	0	0	.000	0	0	.000	1	2	.500	0	1	1	1.0	0	0	0	0	0	0	0	1	0.8
vs Indiana State	12/25/12	11	1	2	.500	0	0	.000	0	0	.000	2	1	3	1.4	1	0	0	1	0	0	0	2	1.0
LA SALLE	01-02-13	3	0	0	.000	0	0	.000	0	0	.000	0	0	0	1.2	0	0	0	0	0	0	0	0	0.8
Totals		0	25	2	.500	0	0	.000	1	3	.333	3	4	7	1.2	1	0	0	1	2	0	5	0.8	









# TONYE JEKIRI

Freshman | Center | 7-0 | 227

Hialeah, Fla. | Champagnat Catholic School

# #23

## Jekiri Career Highs

### Points

Career: 3, at UCF 12/18/12

### Rebounds

Career: 2 (4x) last vs. Arizona, 12/23/12

### Assists

Career: 1, at Hawai'i 12/22/12

### Steals

Career: 1 (2x) last at Hawai'i 12/22/12

### Blocked Shots

Career: 2, vs. Charlotte, 12/14/12

### Field Goals

Career: 1, at UCF 12/18/12

### Field Goal Attempts

Career: 3, at UCF 12/18/12

### Free Throws

Career: 1 (2x), at at UCF 12/18/12

### Free Throw Attempts

Career: 2 (2x) last at UCF 12/18/12

### 3-Point Field Goals

Career: --

### 3-Point Field Goal Attempts

Career: --

### Foul Disqualifications

Career: --

### Minutes

Career: 11 vs. Charlotte, 12/14/12

**High School:** Rated 17th-best center in country by *ESPN.com* and No. 13 by *Scout.com* ... Averaged 20 points, 12 rebounds and 5 blocks per game as a senior ... Notched 45 points and 20 rebounds in regional semifinals and 18 points, 14 rebounds and six blocks in regional finals ... Led team to 2A state title game ... First team 2011-12 Boys Class 2A All-State team ... First team All-FHSAA Tournament at state championships ... *Orlando Sentinel's* 2011-12 All-Florida boys basketball team ... Averaged 14 points and 10 rebounds per game as a junior with Champagnat, first year of organized hoops ... Team MVP ... Team captain ... On AAU circuit, played for Team Breakdown ... Dominated at Source Hoops Elite Camp and led Team Breakdown to championships in Breakdown Hoops Festival and Big Shots Myrtle Beach I ... Can play with back to basket or step out for a 10-12-foot shot ... Runs floor like a guard and has unstoppable motor.

**Personal:** Born July 23, 1994 in Nigeria ... Given name is Tonye Frank Jekiri (TAHN-yay Ja-KEER-EE) ... Brother to Tammie, Omiebi and Boma ... Chose jersey number 23 because July 23 is birthday ... Originally from Nigeria, Jekiri moved to South Florida in September 2010 to begin basketball career ... Previously played soccer ... Chose Miami over considerations from Virginia Tech, Clemson, Florida State, Auburn, Vanderbilt and Alabama ... Jekiri is Larranaga's second recruit from state of Florida, joining current Canes sophomore Shane Larkin from Orlando, Fla. ... Enjoys dancing.

## CAREER STATISTICS

Season	GP	GS	Min.	Avg.	FG	Total FGA	Pct.	3-Point FG	3-Point FGA	Pct.	Free Throws FT	Free Throws FTA	Pct.	Rebounds Off.	Rebounds Def.	Rebounds Tot.	Avg.	PF	FO	Ast.	TO	Blk	Stl	Pts.	Avg.
2012-13	10	0	63	6.3	1	4	.250	0	0	.000	2	5	.400	4	5	9	0.9	13	0	1	2	3	2	4	0.4

## JEKIRI 2012-13

Opponent	Date	GS	Min	TOTAL FG	TOTAL FGA	TOTAL Pct	3-PTS 3FG	3-PTS FGA	3-PTS Pct	FREE THROWS FT	FREE THROWS FTA	FREE THROWS Pct	REBOUNDS Off	REBOUNDS Def	REBOUNDS Tot	Avg	PF	FO	A	TO	Blk	Stl	Pts	Avg	
STETSON	11-09-12		DNP																						
at FGCU	11-13-12	9	0	0	0	.000	0	0	.000	1	2	.500	1	1	2	2.0	2	0	0	1	0	0	1	1.0	
JACKSONVILLE	11-16-12	6	0	0	0	.000	0	0	.000	0	1	.000	0	0	0	1.0	1	0	0	1	0	1	0	0.5	
DETROIT	11-24-12		DNP																						
MICHIGAN STATE	11-28-12	8	0	0	0	.000	0	0	.000	0	0	.000	0	2	2	1.3	1	0	0	0	0	0	0	0.3	
at Massachusetts	12-01-12	2	0	0	0	.000	0	0	.000	0	0	.000	0	0	0	1.0	0	0	0	0	0	0	0	0.3	
CHARLOTTE	12-14-12	11	0	0	0	.000	0	0	.000	0	0	.000	0	0	0	0.8	1	0	0	0	2	0	0	0.2	
at UCF	12-18-12	8	1	3	3	.333	0	0	.000	1	2	.500	2	0	2	1.0	4	0	0	0	0	0	3	0.7	
at Hawai'i	12/22/12	9	0	0	0	.000	0	0	.000	0	0	.000	0	0	0	0.9	1	0	1	0	0	1	0	0.6	
vs Arizona	12-23-12	7	0	1	1	.000	0	0	.000	0	0	.000	1	1	2	1.0	3	0	0	0	1	0	0	0.5	
vs Indiana State	12-25-12	0	0	0	0	.000	0	0	.000	0	0	.000	0	0	0	0.9	0	0	0	0	0	0	0	0.4	
LA SALLE	01-02-13	3	0	0	0	.000	0	0	.000	0	0	.000	0	1	1	0.9	0	0	0	0	0	0	0	0.4	
Totals		0	63	1	4	.250	0	0	.000	2	5	.400	4	5	9	0.9	13	0	1	2	3	2	4	0.4	


















# JUSTIN HELLER

Junior | Guard | 6-2 | 180

Boca Raton, Fla. | West Boca Raton Community

# #12

### Heller Season / Career Highs

<b>Points</b>	Career: 2, vs. Charlotte, 12/14/12
<b>Rebounds</b>	Career: 3, vs. Charlotte, 12/14/12
<b>Assists</b>	Career: 1, at UCF 12/18/12
<b>Steals</b>	Career: --
<b>Blocked Shots</b>	Career: --
<b>Field Goals</b>	Career: 1, vs. Charlotte, 12/14/12
<b>Field Goal Attempts</b>	Career: 1 (3x), last vs. Charlotte, 12/14/12
<b>Free Throws</b>	Career: --
<b>Free Throw Attempts</b>	Career: 2, vs. Charlotte, 12/14/12
<b>3-Point Field Goals</b>	Career: --
<b>3-Point Field Goal Attempts</b>	Career: 1, vs. Boston College 3/3/12
<b>Minutes</b>	Career: 3, vs. Charlotte, 12/14/12

2011-12		
Opposition	P	A
at Charlotte	0	0
APPALACHIAN ST.	0	2
at Boston College	0	0
VIRGINIA TECH	0	0
WAKE FOREST	0	0
BOSTON COLLEGE	0	0
MINNESOTA	0	0

**As a Sophomore (2011-12):** Played in seven games, including four ACC matchups ... Attempted two shots, including one three pointer ... Grabbed a pair of defensive rebounds ... Season highs include one field goal attempt against Boston College and Wake Forest, one three-point attempt vs. Boston College, two rebounds against Appalachian State and two minutes vs. Appalachian State ... Book Buster (3.0 GPA) ... Athletics Director Honor Roll (3.2 GPA).

**As a Freshman (2010-11):** Walked onto team ... Practiced, but did not see any game time.

**High School:** After transferring to West Boca, played one year of varsity basketball for the Bulls ... Among top 30 three-point scorers in Palm Beach County in 2009-10 ... Bulls were only team to beat powerhouse Dwyer, the top-ranked high school in county, with 82-73 victory.

**Personal:** Born on Dec. 26, 1991 ... Son of Neal Heller and Liz Heller ... Brother to Anthony Anderson ... Majoring in business, with aspirations of becoming a CEO ... Recruited by American and North Florida ... Nickname is J-Hell.

### CAREER STATISTICS

Season	GP	GS	Min.	Avg.	Total			3-Point			Free Throws			Rebounds				Scoring							
					FG	FGA	Pct.	FG	FGA	Pct.	FT	FTA	Pct.	Off.	Def.	Tot.	Avg.	PF	FO	Ast.	TO	Blk	Stl	Pts.	Avg.
2011-12	7	0	4	0.6	0	2	.000	0	1	.000	0	0	.000	0	2	2	0.3	0	0	0	1	0	0	0	0.0
2012-13	4	0	5	1.3	1	1	1.000	0	0	.000	0	2	.000	0	3	3	0.8	0	0	1	0	0	0	2	0.5
<b>TOTAL</b>	<b>11</b>	<b>0</b>	<b>9</b>	<b>0.8</b>	<b>1</b>	<b>3</b>	<b>.333</b>	<b>0</b>	<b>1</b>	<b>.000</b>	<b>0</b>	<b>2</b>	<b>.000</b>	<b>0</b>	<b>5</b>	<b>5</b>	<b>0.5</b>	<b>0</b>	<b>0</b>	<b>1</b>	<b>1</b>	<b>0</b>	<b>0</b>	<b>2</b>	<b>0.2</b>

### HELLER 2012-13

Opponent	Date	TOTAL			3-PTS			FREE THROWS			REBOUNDS				SCORING									
		GS	Min	FG	FGA	Pct	3FG	FGA	Pct	FT	FTA	Pct	Off	Def	Tot	Avg	PF	FO	A	TO	Blk	Stl	Pts	Avg
JACKSONVILLE	11-16-12	0	0	0	0	.000	0	0	.000	0	0	.000	0	0	0	0.0	0	0	0	0	0	0	0	0.0
CHARLOTTE	12-14-12	3	1	1	1	1.000	0	0	.000	0	2	.000	0	3	3	1.5	0	0	0	0	0	0	2	1.0
at UCF	12-18-12	1	0	0	0	.000	0	0	.000	0	0	.000	0	0	0	1.0	0	0	1	0	0	0	0	0.7
at Hawai'i	12/22/12	1	0	0	0	.000	0	0	.000	0	0	.000	0	0	0	0.8	0	0	0	0	0	0	0	0.5
<b>Totals</b>		<b>0</b>	<b>5</b>	<b>1</b>	<b>1</b>	<b>1.000</b>	<b>0</b>	<b>0</b>	<b>.000</b>	<b>0</b>	<b>2</b>	<b>.000</b>	<b>0</b>	<b>3</b>	<b>3</b>	<b>0.8</b>	<b>0</b>	<b>0</b>	<b>1</b>	<b>0</b>	<b>0</b>	<b>0</b>	<b>2</b>	<b>0.5</b>



# STEVE SORENSON

Freshman | Guard | 6-0 | 151

Dallas, Texas | Mark's School of Texas

# #3

### Sorenson Career Highs

<b>Points</b>	Career: --
<b>Rebounds</b>	Career: --
<b>Assists</b>	Career: --
<b>Steals</b>	Career: --
<b>Blocked Shots</b>	Career: --
<b>Field Goals</b>	Career: --
<b>Field Goal Attempts</b>	Career: --
<b>Free Throws</b>	Career: --
<b>Free Throw Attempts</b>	Career: 1, at Hawai'i 12/22/12
<b>3-Point Field Goals</b>	Career: --
<b>3-Point Field Goal Attempts</b>	Career: --
<b>Minutes</b>	Career: 3, vs. Charlotte, 12/14/12

**High School:** Named all-state by Texas Association of Basketball Coaches as a senior ... TABC academic all-state ... Two-time All-Southwest Preparatory Conference ... Trinity Valley Christian all-tournament team twice ... Team captain both junior and senior seasons ... Averaged 18 points, six assists, three rebounds, two steals in senior campaign ... Shot 50 percent from both field and distance in final season ... Team leadership award ... Invited to TABC all-star game and 2012 Showboat Classic ... Team MVP ... Notched 12 points, five assists, four rebounds and two steals per game sophomore season ... Shot 50 percent from field and 49 percent from three ... Most improved player sophomore season ... Three-year letterwinner ... Honor roll all four years.

**Personal:** Full name is Steven Lewis Sorenson, goes by Steve ... Born Dec. 30, 1993 in St. Louis, Mo. ... Son of Skip and Yvonne ... Brother to Erik, who was a walk-on with Virginia Tech basketball team from 2010-12 ... Played AAU ball for Dallas Heroes ... Majoring in business.

### CAREER STATISTICS

Season	GP	GS	Min.	Avg.	Total			3-Point			Free Throws			Rebounds				Scoring						
					FG	FGA	Pct.	FG	FGA	Pct.	FT	FTA	Pct.	Off.	Def.	Tot.	Avg.	PF	FO	Ast.	TO	Blk	Stl	Pts.
2012-13	3	0	4	1.3	0	0	.000	0	0	.000	0	1	.000	0	0	0	0.0	0	0	0	0	0	0	0.0

### SORENSON 2012-13

Opponent	Date	TOTAL			3-PTS			FREE THROWS			REBOUNDS				SCORING									
		GS	Min	FG	FGA	Pct	3FG	FGA	Pct	FT	FTA	Pct	Off	Def	Tot	Avg	PF	FO	A	TO	Blk	Stl	Pts	Avg
JACKSONVILLE	11-16-12	0	0	0	0	.000	0	0	.000	0	0	.000	0	0	0	0.0	0	0	0	0	0	0	0	0.0
CHARLOTTE	12-14-12	3	0	0	0	.000	0	0	.000	0	0	.000	0	0	0	0.0	0	0	0	0	0	0	0	0.0
at Hawai'i	12/22/12	1	0	0	0	.000	0	0	.000	0	1	.000	0	0	0	0.0	0	0	0	0	0	0	0	0.0
<b>Totals</b>		<b>0</b>	<b>4</b>	<b>0</b>	<b>0</b>	<b>.000</b>	<b>0</b>	<b>0</b>	<b>.000</b>	<b>0</b>	<b>1</b>	<b>.000</b>	<b>0</b>	<b>0</b>	<b>0</b>	<b>0.0</b>	<b>0</b>	<b>0</b>	<b>0</b>	<b>0</b>	<b>0</b>	<b>0</b>	<b>0</b>	<b>0.0</b>



**2012-13 Miami Men's Basketball**  
**University of Miami Combined Team Statistics (as of Jan 02, 2013)**  
**All games**

<b>RECORD:</b>	<b>OVERALL</b>	<b>HOME</b>	<b>AWAY</b>	<b>NEUTRAL</b>
ALL GAMES	9-3	6-0	3-1	0-2
CONFERENCE	0-0	0-0	0-0	0-0
NON-CONFERENCE	9-3	6-0	3-1	0-2

#	Player	gp-gs	min	avg	Total		3-Point		F-Throw		Rebounds				pf	dq	a	to	blk	stl	pts	avg
					fg-fga	fg%	3fg-fga	3fg%	ft-fa	ft%	off	def	tot	avg								
01	Durand Scott	9-9	324	36.0	51-100	.510	10-27	.370	31-44	.705	9	40	49	5.4	13	0	24	18	1	16	143	15.9
00	Shane Larkin	12-12	433	36.1	60-127	.472	22-50	.440	20-24	.833	4	39	43	3.6	17	0	44	27	1	27	162	13.5
42	Reggie Johnson	7-6	198	28.3	26-61	.426	1-6	.167	35-49	.714	22	49	71	10.1	15	0	8	17	13	3	88	12.6
35	Kenny Kadji	12-12	365	30.4	52-119	.437	12-41	.293	28-39	.718	21	63	84	7.0	33	0	16	25	18	8	144	12.0
04	Trey McKinney Jones	12-10	385	32.1	36-83	.434	18-43	.419	29-32	.906	7	40	47	3.9	25	0	17	13	1	11	119	9.9
45	Julian Gamble	12-6	212	17.7	28-51	.549	0-0	.000	14-29	.483	20	27	47	3.9	18	1	1	10	13	5	70	5.8
15	Rion Brown	12-5	291	24.3	23-73	.315	5-38	.132	12-20	.600	8	16	24	2.0	14	0	14	8	2	6	63	5.3
02	Bishop Daniels	3-0	50	16.7	5-11	.455	3-3	1.000	2-2	1.000	1	2	3	1.0	5	0	3	4	0	6	15	5.0
21	Erik Swoope	9-0	70	7.8	7-9	.778	1-1	1.000	3-10	.300	6	5	11	1.2	5	0	2	2	1	3	18	2.0
10	Raphael Akpejori	6-0	25	4.2	2-4	.500	0-0	.000	1-3	.333	3	4	7	1.2	1	0	0	1	2	0	5	0.8
12	Justin Heller	4-0	5	1.3	1-1	1.000	0-0	.000	0-2	.000	0	3	3	0.8	0	0	1	0	0	0	2	0.5
23	Tonye Jekiri	10-0	63	6.3	1-4	.250	0-0	.000	2-5	.400	4	5	9	0.9	13	0	1	2	3	2	4	0.4
03	Steve Sorenson	3-0	4	1.3	0-0	.000	0-0	.000	0-1	.000	0	0	0	0.0	0	0	0	0	0	0	0	0.0
Team											12	17	29				6					
Total.....		12	2425		292-643	.454	72-209	.344	177-260	.681	117	310	427	35.6	159	1	131	133	55	87	833	69.4
Opponents.....		12	2425		260-688	.378	81-261	.310	120-180	.667	141	279	420	35.0	224	6	136	156	30	64	721	60.1

TEAM STATISTICS	UM	OPP	Date	Opponent	Score	Att.
SCORING	833	721	11-09-12	STETSON	w 87-79	3160
Points per game	69.4	60.1	11-13-12	at Florida Gulf Coast	L 51-63	4552
Scoring margin	+9.3	-	11-16-12	JACKSONVILLE	w 73-57	3135
FIELD GOALS-ATT	292-643	260-688	11-24-12	DETROIT	w 77-62	2946
Field goal pct	.454	.378	! 11-28-12	MICHIGAN STATE	w 67-59	5791
3 POINT FG-ATT	72-209	81-261	12-01-12	at Massachusetts	w 75-62	7004
3-point FG pct	.344	.310	12-14-12	CHARLOTTE	w 77-46	3275
3-pt FG made per game	6.0	6.8	12-18-12	at UCF	w 72-50	5189
FREE THROWS-ATT	177-260	120-180	& 12-22-12	at Hawai i	w 73-58	8120
Free throw pct	.681	.667	& 12-23-12	vs Arizona	L 50-69	6564
F-Throws made per game	14.8	10.0	& 12-25-12	vs Indiana State	Lot 55-57	6514
REBOUNDS	427	420	01-02-13	LA SALLE	w 76-59	3259
Rebounds per game	35.6	35.0				
Rebounding margin	+0.6	-				
ASSISTS	131	136				
Assists per game	10.9	11.3				
TURNOVERS	133	156				
Turnovers per game	11.1	13.0				
Turnover margin	+1.9	-				
Assist/turnover ratio	1.0	0.9				
STEALS	87	64				
Steals per game	7.3	5.3				
BLOCKS	55	30				
Blocks per game	4.6	2.5				
ATTENDANCE	21566	37943				
Home games-Avg/Game	6-3594	4-6216				
Neutral site-Avg/Game	-	2-6539				

! = ACC / Big Ten Challenge  
 & = Hawaiian Airlines Diamond Head Classic | Honolulu, Hawaii  
 \* = Conference game

Score by Periods	1st	2nd	OT	Totals
University of Miami	348	479	6	833
Opponents	334	379	8	721