



2015 MIAMI BASEBALL GAME NOTES

Miami Athletic Communications • 5821 San Amaro Drive • Coral Gables, FL 33146

HurricaneSports.com • Facebook: Facebook.com/TheUBaseball • Twitter: @CanesBaseball • Instagram: @TheUBaseball

Home to Four National Championships (1982, 1985, 1999, 2001) and 42 Consecutive NCAA Postseason Appearances

SERIES INFORMATION

Date: April 3-5, 2015

Game Times: 7 p.m. | 7 p.m. | 1 p.m.

Site: Coral Gables, Fla. / Mark Light Field (4,999)

Video: Canes All-Access (HurricaneSports.com) (\$)

Flagship Radio: 560 WQAM | WQAM.com (Friday only)

UM Student Radio: WVUM 90.5 FM | WVUM.org (all games)

Live Stats: HurricaneSports.com

Twitter Updates: @CanesBaseball / @HurricaneSports

Postgame Recap: HurricaneSports.com

Series History: Miami leads, 30-7

Coral Gables: Miami leads, 16-6

Durham: Miami leads, 13-1

Neutral Site: Miami leads, 1-0

First Meeting: March 28, 1966 - Miami lost, 1-3 (10)

Last Meeting: May 24, 2014 - Miami won, 6-5 (12)

Streak: Miami, five wins

#12 MIAMI

21-9, 8-4 ACC

2014: 44-19, 24-6 ACC (first place, Coastal)

Last Game: March 29, 2015
13-3 win, Bethune-Cookman

Head Coach: Jim Morris (Elon, 1973)
DI Career: 1,456-640-4 (34th season)
at UM: 952-373-3 (22nd season)

Friday: JR LHP Thomas Woodrey (3-1, 2.41 ERA)
Saturday: R-JR LHP Andy Suarez (2-0, 2.84 ERA)
Sunday: JR RHP Enrique Sosa (3-3, 5.14 ERA)

DUKE

19-10, 4-8 ACC

2014: 33-25, 16-14 ACC (third place, Coastal)
Last Game: March 31, 2015
6-9 loss, Campbell

Head Coach: Chris Pollard (Davidson, 1996)
DI Career: 381-274-1 (11th season)
at Duke: 78-64 (third season)

Friday: R-SR LHP Dillon Haviland (1-0, 3.72 ERA)
Saturday: SR RHP Andrew Istler (2-1, 2.68 ERA)
Sunday: SO RHP Bailey Clark (2-1, 2.50 ERA)

UM ATHLETICS COMMUNICATIONS

Camron Ghorbi (Miami, 2011)
c.ghorbi@miami.edu | @CamronGhorbi
(305) 284-3230 (office)
(786) 877-7329 (cell)



GAMES 31-33

CORAL GABLES, FLA. (ALEX RODRIGUEZ PARK AT MARK LIGHT FIELD)



#12 MIAMI HURRICANES (21-9, 8-4 ACC)

Head Coach: Jim Morris (Elon, 1973)

Career Division I Record: 1,456-640-4 (34th season) | Record at Miami: 952-373-3 (22nd season)



VS.

DUKE BLUE DEVILS (19-10, 4-8 ACC)

Head Coach: Chris Pollard (Davidson, 1996)

Career Division I Record: 381-274-1 (11th season) | Record at Duke: 78-64 (third season)

MIDWEEK STORYLINES & NOTABLES

- Miami continues a **nine-game homestand** with a **weekend ACC series** against **Duke** at Mark Light Field beginning April 3.
- The Hurricanes have a **two-game lead** in the ACC's Coastal Division with an **8-4 ACC record**; Miami is **21-9 overall**.
- **Miami is ranked in the top 20 of every college baseball poll.** The Hurricanes check in at #10 in *Perfect Game's* top 25, #12 by *Baseball America*, #15 by NCBWA, #14 in the Coaches' Poll, #16 by *Collegiate Baseball* & #16 by *D1Baseball.com*.
- UM boasts a **30-7 all-time record** against **Duke** & went **4-0** against the Blue Devils in **2014**, including a sweep in Durham.
- The Hurricanes have a **14-2 home record in 2015**, and have won **seven straight home series** dating back to **2014**.
- Based on the latest rankings from *WarrenNolan.com*, Miami has the **#4 RPI** nationwide and the **#5 strength of schedule**.
- Junior David Thompson is riding a **19-game hitting streak** - the longest of his career & the longest active ACC hit streak.
- Jim Morris became just the **eighth coach in Division I baseball history** to accumulate **1,400 wins** last year. With a 9-5 win over Louisville in March 2015, Morris moved into **seventh in all-time wins (1,445)** for any coach at a four-year college.
- UM hit two home runs in its most recent series with UNC to bump its season total to **24**; Miami had **25** homers in all of 2014.
- Junior **Thomas Woodrey** has tossed at least **6.0 innings** in each of his **six starts** this spring - his first as a starting pitcher.
- Miami captured the **2014 ACC Baseball Regular Season Championship**, finishing atop the ACC with a **24-6 record**.
- Miami's streak of **42 consecutive NCAA postseason appearances** is the longest active streak in Division I athletics.
- **Zack Collins** (Golden Spikes, Johnny Bench), **Andrew Suarez** (Spikes) & **Bryan Garcia** (Stopper) are on award watch lists.

PROJECTED STARTERS



Game 1:
LHP Thomas Woodrey
3-1, 2.41 ERA



Game 2:
LHP Andy Suarez
2-0, 2.84 ERA



Game 3:
RHP Enrique Sosa
3-3, 5.14 ERA

POTENTIAL STARTING LINEUP

Pos.	#	Player	AVG	AB	R	H	2B	3B	HR	RBI	SB-SBA
C	40	Garrett Kennedy	.329	79	17	26	6	0	3	14	0-0
1B	17	Christopher Barr	.297	74	14	22	5	1	0	6	5-5
2B	7	George Iskenderian	.339	115	30	39	6	1	2	26	10-10
SS	51	Brandon Lopez	.308	39	4	12	2	1	0	7	0-0
3B	8	David Thompson	.353	116	24	41	9	2	8	40	1-3
LF	45	Carl Chester	.271	118	23	32	5	1	4	14	8-11
CF	2	Ricky Eusebio	.293	99	34	29	7	2	2	11	11-12
RF	13	Willie Abreu	.272	103	17	28	3	0	1	21	3-3
DH	0	Zack Collins	.267	101	26	27	6	2	3	18	6-6

UNIVERSITY INFORMATION

Location	Coral Gables, Fla.
Enrollment	15,629
Founded	1925
Nickname	Hurricanes
Colors	Orange (PMS 1665), Green (PMS 3435) and White
President	Donna E. Shalala
Athletics Director	Blake James
Conference	Atlantic Coast Conference
Stadium / Capacity	Alex Rodriguez Park at Mark Light Field / 4,999

BASEBALL COACHING / SUPPORT STAFF

Head Coach	Jim Morris
Record at Miami / Seasons	952-373-3 (.717) / 21
Career Division I Record / Seasons	1,456-640-4 (.694) / 33
Career Coaching Record / Seasons	1,587-680-4 (.698) / 37

Assistant Coach / Recruiting Coordinator / Hitting	Gino DiMare (Miami, 1998)
Assistant Coach / Pitching	J.D. Arteaga (Miami, 2002)
Assistant Coach / Catchers	Michael DeLucia (Campbell, 2013)

Strength & Conditioning Coach	Brian Gabriel (Incarnate Word, 1996)
Athletic Trainer	Kenny Johnson (FIU, 2009)
Director of Baseball Operations / Camps	Robert "G.M." McDaniel (FIU, 2003)

PROGRAM HISTORY

First Year of Baseball	1940
All-Time Program Record	2,426-982-18 (.708)
College World Series Appearances / Last	23 / 2008
College World Series Record	47-38 (.553)
NCAA Regional Appearances/ Last	43 / 2014
NCAA Regional Record	119-43 (.734)
Last Postseason Opponent	Texas Tech / 2014 Coral Gables Regional

TEAM INFORMATION

2014 Overall Record	44-19
2014 ACC Record / Finish	24 - 6 / 1st Place (Coastal Division, ACC)
Letterwinners Returning / Lost	21 / 12

POSTSEASON HISTORY

National Championships: 4 (1982, 1985, 1999, 2001)
ACC Championships: 1 (2008)
College World Series Appearances: 23 (1974, 1978, 1979, 1980, 1981, 1982, 1984, 1985, 1986, 1988, 1989, 1992, 1994, 1995, 1996, 1997, 1998, 1999, 2001, 2003, 2004, 2006, 2008)
Super Regional Appearances: 10 (1999, 2000, 2001, 2002, 2003, 2004, 2005, 2006, 2008, 2010)
Super Regional Titles: 6 (1999, 2001, 2003, 2004, 2006, 2008)
NCAA Regional Appearances: 43 (1971, 1973, 1974, 1975, 1976, 1977, 1978, 1979, 1980, 1981, 1982, 1983, 1984, 1985, 1986, 1987, 1988, 1989, 1990, 1991, 1992, 1993, 1994, 1995, 1996, 1997, 1998, 1999, 2000, 2001, 2002, 2003, 2004, 2005, 2006, 2007, 2008, 2009, 2010, 2011, 2012, 2013, 2014)
NCAA Regional Titles: 27 (1974, 1978, 1979, 1980, 1981, 1982, 1984, 1985, 1986, 1988, 1989, 1992, 1994, 1995, 1996, 1997, 1998, 1999, 2001, 2002, 2003, 2004, 2005, 2006, 2008, 2010)

2015 SCHEDULE (21-9, 8-4 ACC)

FEBRUARY (8-3)				
DATE	DAY	OPPONENT	TIME (ET)	RESULT
Feb. 13	Friday	RUTGERS	7:00 p.m.	W (5-2)
Feb. 14	Saturday	RUTGERS (G1)	2:00 p.m.	W (9-5)
Feb. 14	Saturday	RUTGERS (G2)	7:00 p.m.	W (9-3)
Feb. 15	Sunday	RUTGERS	1:00 p.m.	W (25-4)
Feb. 18	Wednesday	at FAU	6:30 p.m.	L (3-5)
Feb. 20	Friday	at Florida	7:00 p.m.	L (3-4)
Feb. 21	Saturday	at Florida	7:30 p.m.	W (7-2)
Feb. 22	Sunday	at Florida	1:00 p.m.	L (1-2)
Feb. 25	Wednesday	BARRY	6:00 p.m.	W (5-3)
Feb. 27	Friday	WRIGHT STATE	7:00 p.m.	W (8-7)
Feb. 28	Saturday	WRIGHT STATE	7:00 p.m.	W (4-3)
MARCH (12-6)				
DATE	DAY	OPPONENT	TIME (ET)	RESULT
March 1	Sunday	WRIGHT STATE	1:00 p.m.	L (6-12)
March 3	Tuesday	at Miami Marlins (<i>exhibition</i>)	1:05 p.m.	L (1-7)
March 4	Wednesday	FGCU	6:00 p.m.	W (7-3)
March 7	Saturday	at Louisville* (G1)	1:00 p.m.	L (6-9)
March 7	Saturday	at Louisville* (G2)	4:10 p.m.	W (9-5)
March 8	Sunday	at Louisville*	1:00 p.m.	L (4-5)
March 10	Tuesday	at FGCU	6:30 p.m.	W (15-4)
March 11	Wednesday	STETSON	6:00 p.m.	W (7-0)
March 13	Friday	NC STATE*	7:00 p.m.	W (3-2) (10)
March 14	Saturday	NC STATE*	7:00 p.m.	W (9-2)
March 15	Sunday	NC STATE*	1:00 p.m.	W (6-0)
March 17	Tuesday	ARMY	6:00 p.m.	W (9-1)
March 20	Friday	at Wake Forest*	6:00 p.m.	W (15-2)
March 21	Saturday	at Wake Forest*	4:00 p.m.	W (12-7)
March 22	Sunday	at Wake Forest*	1:00 p.m.	L (4-10)
March 25	Wednesday	FGCU	6:00 p.m.	L (1-8)
March 27	Friday	at North Carolina*	6:30 p.m.	W (4-3)
March 28	Saturday	at North Carolina*	3:00 p.m.	W (4-3) (11)
March 29	Sunday	at North Carolina*	1:00 p.m.	L (3-10)
APRIL (1-0)				
DATE	DAY	OPPONENT	TIME (ET)	RESULT
April 1	Wednesday	BETHUNE-COOKMAN	6:00 p.m.	W (13-3)
April 3	Friday	DUKE*	7:00 p.m.	
April 4	Saturday	DUKE*	7:00 p.m.	
April 5	Sunday	DUKE*	1:00 p.m.	
April 8	Wednesday	FAU	6:00 p.m.	
April 10	Friday	VIRGINIA TECH*	7:00 p.m.	
April 11	Saturday	VIRGINIA TECH*	7:00 p.m.	
April 12	Sunday	VIRGINIA TECH*	1:00 p.m.	
April 15	Wednesday	UCF	6:00 p.m.	
April 17	Friday	at Virginia*	6:00 p.m.	
April 18	Saturday	at Virginia*	4:00 p.m.	
April 19	Sunday	at Virginia*	1:00 p.m.	
April 22	Wednesday	FAU	6:00 p.m.	
April 24	Friday	FLORIDA STATE*	7:00 p.m.	
April 25	Saturday	FLORIDA STATE*	7:00 p.m.	
April 26	Sunday	FLORIDA STATE*	1:00 p.m.	
MAY (0-0)				
DATE	DAY	OPPONENT	TIME (ET)	RESULT
May 2	Saturday	at Pittsburgh* (G1)	1:00 p.m.	
May 2	Saturday	at Pittsburgh* (G2)	7:00 p.m.	
May 3	Sunday	at Pittsburgh	1:00 p.m.	
May 6	Wednesday	BETHUNE-COOKMAN	6:00 p.m.	
May 8	Friday	NEW YORK TECH	7:00 p.m.	
May 9	Saturday	NEW YORK TECH	7:00 p.m.	
May 10	Sunday	NEW YORK TECH	1:00 p.m.	
May 14	Thursday	GEORGIA TECH*	7:00 p.m.	
May 15	Friday	GEORGIA TECH*	7:00 p.m.	
May 16	Saturday	GEORGIA TECH*	1:00 p.m.	
May 20-24		2015 ACC Championship (Durham, N.C)		
May 30 - June 25		2015 NCAA Baseball Championship		

U BASEBALL

2015 UNIVERSITY OF MIAMI BASEBALL ROSTER

No.	Name	Pos.	B/T	HT.	WT.	Year	Hometown / High School / Previous School
0	Zack Collins	C	L/R	6-3	220	Soph.	Pembroke Pines, Fla. / American Heritage
2	Ricky Eusebio	OF	R/R	5-11	195	Jr.	Homestead, Fla. / Gulliver Prep
4	Johnny Ruiz	INF	L/R	5-11	195	Soph.	Coral Gables, Fla. / Westminster Christian
7	George Iskenderian	INF	R/R	6-0	190	Jr.	Englewood Cliffs, N.J. / Don Bosco Prep (Indian River CC)
8	David Thompson	3B	R/R	6-2	220	Jr.	Miami, Fla. / Westminster Christian
10	Justin Smith	OF	R/R	6-2	205	Fr.	St. John's, Fla. / Bartram Trail
13	Willie Abreu	OF	L/L	6-4	225	Soph.	Hialeah, Fla. / Mater Academy
14	Danny Garcia	LHP	L/L	6-1	195	Soph.	Miami, Fla. / Westwood Christian
17	Christopher Barr	1B/OF	L/L	6-1	200	Soph.	Royal Palm Beach, Fla. / Royal Palm Beach
18	Michael Mediavilla	LHP	L/L	6-5	225	Fr.	Hialeah, Fla. / Mater Academy
19	Bryan Garcia	RHP	R/R	6-1	205	Soph.	Miami, Fla. / Christopher Columbus
22	Luke Spangler	LHP	L/L	6-0	160	Fr.	Cape Coral, Fla. / Cape Coral
24	Jacob Heyward	OF	R/R	6-3	201	Soph.	McDonough, Ga. / Eagle's Landing Christian
27	Ryan Otero	RHP	R/R	6-5	205	R-Jr.	Coral Gables, Fla. / Ransom Everglades School
28	Malik Rosier	OF	R/R	6-3	213	Fr.	Mobile, Ala. / Faith Academy
30	Andrew Suarez	LHP	L/L	6-2	205	R-Jr.	Miami, Fla. / Christopher Columbus
31	Sam Abrams	RHP	R/R	5-9	175	Sr.	Miami, Fla. / Killian
32	Andy Honiotes	RHP	R/R	6-3	190	Fr.	Geneva, Ill. / Geneva Community
34	Derik Beauprez	RHP	L/R	6-5	233	Soph.	Cherry Hills Village, Colo. / Cherry Creek
35	Devin Meyer	RHP	L/R	6-3	180	Fr.	Coral Springs, Fla. / Coral Springs Christian Academy
37	Keven Pimentel	RHP	R/R	6-3	224	Fr.	Huntington Station, N.Y. / Montverde Academy
38	Daniel Briggi	RHP	R/R	6-0	190	Sr.	Croton, N.Y. / Hendrick Hudson
39	Cooper Hammond	RHP	R/R	6-3	205	Soph.	Venice, Fla. / Venice Senior
40	Garrett Kennedy	C	L/R	6-1	210	Sr.	Davie, Fla. / Archbishop McCarthy
42	Edgar Michelangeli	INF	R/R	6-1	210	R-Soph.	Miami, Fla. / Florida Christian
43	Thomas Woodrey	LHP	L/L	6-3	205	Jr.	Lighthouse Point, Fla. / Cardinal Gibbons
44	Peter Crocitto	1B	R/R	6-0	205	Fr.	Palm City, Fla. / South Fork
45	Carl Chester	OF	R/R	6-0	190	Fr.	Longwood, Fla. / Lake Brantley
47	Enrique Sosa	RHP	R/R	5-10	180	Jr.	Panama City, Panama / Acad. Interamericana de Panama
49	Daniel Epstein	LHP	L/L	6-0	160	Fr.	Weston, Fla. / University School
51	Brandon Lopez	SS	R/R	6-1	190	Jr.	Miramar, Fla. / American Heritage
52	Daniel Sayles	LHP	L/L	6-4	212	Sr.	Wauwatosa, Wisc / Wauwatosa E / Sac. City College
55	Jesse Lepore	RHP	R/R	6-4	210	Fr.	Beverly Hills, Fla. / Trinity Catholic

Head Coach: Jim Morris, Elon (1973), 22nd season

Assistant Coaches: Gino DiMare, Miami (1998), 16th season

J.D. Arteaga, Miami (2002), 13th season

Michael DeLucia, Campbell (2013), 1st season

Strength & Conditioning Coach: Brian Gabriel, Incarnate Word (1996), 2nd season

Director of Baseball Operations & Camps: Robert McDaniel, FIU (2003), 15th season

Athletic Trainer: Kenny Johnson, FIU (2009), 3rd season

PRONUNCIATION GUIDE

Willie Abreu	uh-BRAY-oo
Derik Beauprez	boh-PRAY
Peter Crocitto	cruh-SHEE-toe
Ricky Eusebio	you-SAY-bee-oh
George Iskenderian	ehsk-in-DARE-ee-an
Jesse Lepore	le-POOR-ee
Michael Mediavilla	med-ee-uh-VEE-yuh
Edgar Michelangeli	my-cuh-LANJ-uh-lee
Keven Pimentel	pim-ehn-TELL
Malik Rosier	ro-ZHEER

3 JIM MORRIS HEAD COACH

THE HURRICANES SKIPPER

- 1999 & 2001 National Coach of the Year (*Collegiate Baseball*)
- 1999 & 2001 National Coach of the year (*ABCA*)
- 1994 Coach of the Year (*Baseball America*)
- 2008 ACC Coach of the Year

Entering his 22nd season at Miami, few programs have qualified for the College World Series as much as Jim Morris and his Hurricanes. Miami, which has qualified for the NCAA Tournament an NCAA-record 42 consecutive years, has made it to Omaha in 11 of Morris' 21 seasons in Coral Gables. Morris set an NCAA record for guiding a program to the CWS in each of his first six years at UM. In addition, Morris won a record 13 consecutive NCAA Regionals from 1994-2006.

Morris has directed the Hurricanes to a 952-373-3 (.717) mark since arriving in 1994. Including his 12 seasons at Georgia Tech (1982-93), Morris has forged a 1,456-640-4 (.694) Division I record in 33 years as a head coach. Overall, Morris has been the head coach at the collegiate level for 36 seasons, spending the first four at DeKalb (Ga.) C.C. (now Georgia Perimeter College) from 1976-79, and has recorded a 1,587-680-4 (.698) mark.

In addition to carrying on Miami's great baseball reputation in the last 20 years, Morris personally led the charge in the construction of Alex Rodriguez Park, and logged hundreds of hours raising funds for the stadium project.

MORRIS IS A REGIONAL REGULAR

Jim Morris earned his 30th consecutive NCAA regional bid in 2014 when he guided the Canes to one of 16 host spots in the tournament. He has led Miami to a regional in each of his 21 seasons (1994-2014), winning 15 of those appearances. The 13 consecutive regional championships (1994-2006) was an NCAA record. He also went to nine straight regionals from 1985-93 with Georgia Tech. Additionally, Miami has advanced to nine Super Regionals under Morris.

Affectionately known as "3" by those surrounding the UM program, Morris led the 2014 Hurricanes to their 42nd-straight NCAA Tournament. Despite six signees being drafted in the 2013 MLB Draft, the Hurricanes reeled in a top-five recruiting class by national publications, with Zack Collins named *Baseball America* National Freshman of the Year under his direction in 2014.

MORRIS IN 36th SEASON AS HEAD COACH

Morris entered 2015 as the fourth-winningest active coach in Division I baseball with 1,435 wins. He wasted little time in moving up the record books, moving into sole possession of eighth place in all-time wins (1,439) on Feb. 15 with a 25-4 win over Rutgers and then seventh place with a 9-5 win over Louisville on March 7 (1,445).

Morris won his 1,500th game as a head coach in Miami's 4-1 upset of No. 1 North Carolina on March 15, 2013 in Chapel Hill, N.C.

Morris reached two coaching milestones in the first half of the 2014 season. He became just the eighth Division I coach to reach 1,400 wins in a 5-2 win over Boston College on March 8, and won his 900th game at Miami in a 7-1 upset of No. 3 Virginia on March 22.

Morris notched his milestone 1,000th win against Georgia Tech, with a 16-13 victory on April 4, 2004. Thirteen days later, he notched win No. 500 at Miami with a 7-3 win



against Florida State on April 17. Morris' 1,000th win as a head coach, including time at DeKalb College, came in a 5-3 win over Northeastern in March 2001.

MAJOR LEAGUE GUIDANCE

Over 150 professional baseball players have played under Morris during their college careers at Miami, Georgia Tech and DeKalb.

Among the players Morris coached at Miami that went on to play in the Major Leagues were Yonder Alonso (San Diego), Ryan Braun (Milwaukee), Pat Burrell (Tampa Bay), Alex Cora (New York Mets), Yasmani Grandal (San Diego), Bobby Hill (San Diego), Aubrey Huff (Detroit), Ryan Jackson (St. Louis), Chris Perez (Cleveland), Cesar Carrillo (San Diego), Brian Barton (St. Louis), Eddy Rodriguez (San Diego), Gaby Sanchez (Florida), Blake Tekotte (Chicago White Sox), Charlton Jimerson (Houston), Jay Tessmer (New York Yankees), Danny Valencia (Minnesota Twins), Jon Jay (St. Louis), Danny Graves (Cincinnati) and Jason Michaels (Houston).

Standout players under Morris from his days at Georgia Tech were Nomar Garciaparra (Los Angeles Dodgers), Jay Payton (Oakland A's) and Jason Varitek (Boston Red Sox).

Morris has also enjoyed success on the International scene. From 1989-90, Morris served as head coach of the USA Baseball team that won a Silver Medal in the 1989 Presidential Cup (Taiwan), Bronze Medal at the Goodwill Games and the 1990 International Baseball Association (IBA) World All-Star Game in Atlanta. In 1987, Morris served as pitching coach under Ron Fraser at the Pan American Games (Silver Medal).

FAMILY MAN

Coach Morris and his wife Nhan live in Miami with their three-year old son, James W. Morris IV (Will).

WEEKEND NEWS & NOTES

HOME SWEET HOME

- After capturing midweek matchup with **Bethune-Cookman**, Miami continues its **nine-game homestand** Friday with its ACC series opener against **Duke**. First pitch is set for 7 p.m. at Mark Light Field.
- The Hurricanes **hold a commanding 30-7 all-time series lead** against the Blue Devils, and won **all four games** against Duke in **2014** - including a **ACC series sweep** at Durham Bulls Athletic Park.
- Miami is **14-2** in games played at **Mark Light Field** this season, and has won **seven straight home series** dating back to 2014. Duke is **19-10** overall this season with a **4-8** record in ACC play.

EN FUEGO

- Over the past 15 games, **David Thompson** is hitting a **team-best .410** with 25 hits, six doubles, **seven home runs** and **29 RBI**. He is slugging **.871** over that stretch & OPS (on-base plus slugging) of **1.334**.
- Thompson was named **ACC Co-Player of the Week** on March 23 after **hitting .389 (7-for-18)** in Miami's four games (**March 17-22**), marking the **second straight weekly honor** for Thompson. He was also named ACC Player of the Week on **March 16**.
- Thompson, who ranks third in the nation with **40 RBI**, carries a career-long **19-game hitting streak** into Friday's opener vs. Duke - **the longest active streak in the ACC**.
- The junior third baseman recorded a **career-best seven RBI** in a 15-2 win over Wake Forest (March 20). He is hitting **.403** in **21 starts** at third base with **eight home runs** and **34 RBI** at the position.

ONE-TWO PUNCH

- Despite the graduation of No. 1 & No. 2 hitters **Dale Carey** and **Tyler Palmer**, who combined in those roles in **62 of 63 games in 2014**, freshman **Carl Chester** and junior **Ricky Eusebio** have stepped up in their places.
- Chester is batting **.271** in **29 starts in leftfield**, ranks second with **four homers**, and has the third-most hits with **32**. He has hit **lead off** in every game he has played, and has a **.432** slugging percentage.
- Eusebio is **reaching base at a team-best .470 clip**, and leads the team in **runs (34)** and **steals (11)**. His **23 walks** are second-most, while his **11 HBPs** are the most on the team and **10th-most nationwide**.
- The speedy duo has **combined for 19-for-23 (82.6%) on steals**.

HEATING UP

- Sophomore second baseman **Johnny Ruiz** went **4-for-9 (.444)** in Miami's series win at North Carolina, and delivered the **game-winning hit** in a **4-3 comeback win** in Game 1. His **sacrifice fly** in the **10th inning of Game 2** put Miami ahead 3-2.
- Junior lefthander **Thomas Woodrey** has tossed **at least 6.0 innings in all six of his starts** - he has allowed **two earned runs or fewer in five of his six starts** on the mound.
- Over the last 10 games, redshirt sophomore **Christopher Barr** is batting **.314 (11-for-35)** with seven runs and three steals.
- In his past **three relief appearances**, senior righthander **Ryan Otero** has totaled **zero baserunners** in 5.0 innings with two strikeouts.
- Senior **Garrett Kennedy** has batted **.351** in ACC play (13-for-37) with two home runs, seven RBI and an on-base percentage of **.468**.

ACC STANDINGS

ATLANTIC	ACC	OVERALL
Louisville	11-1	22-7
Florida State	9-3	23-7
NC State	6-5	18-9
Wake Forest	6-6	19-12
Clemson	5-7	14-14
Boston College	4-7	12-14
Notre Dame	3-9	17-10

COASTAL	ACC	OVERALL
MIAMI	8-4	21-9
Virginia	6-6	19-9
North Carolina	6-6	17-11
Virginia Tech	6-6	16-14
Georgia Tech	5-7	19-10
Duke	4-8	19-10
Pittsburgh	4-8	11-16

ACC RECORDS: YEAR-BY-YEAR

Year	Record	Finish (ACC/Div.)
2014	24-6	1st / 1st Coastal
2013	14-16	8th / 5th Coastal
2012	16-14	5th / 3rd Coastal
2011	19-10	4th / 4th Coastal
2010	20-10	3rd / 3rd Coastal
2009	18-12	5th / 3rd Coastal
2008	23-5	1st / 1st Coastal
2007	17-13	5th / 3rd Coastal
2006	17-13	5th / 4th Coastal
2005	19-10-1	3rd Place (no div.)

IN THE POLLS

Perfect Game: #10
Baseball America: #12
 NCBWA: #15
USA Today Coaches' Poll: #14
Collegiate Baseball Newspaper: #16
D1Baseball.com: #16

WINNINGEST ACTIVE COACHES (ENTERING 2015)

- 1) Augie Garrido (Texas) - 1,920
- 2) Mike Martin (Florida State) - 1,813
- 3) Mark Marquess (Stanford) - 1,530
- 4) **Jim Morris (Miami) - 1,435**
- 5) Jack Leggett (Clemson) - 1,300

BASEBALL AMERICA T-25

- 1) Vanderbilt (SEC)
- 2) Texas A&M (SEC)
- 3) Louisiana State (SEC)
- 4) **Florida** (SEC)
- 5) Texas Christian (Big 12)
- 6) **UCF (The American)**
- 7) **Louisville * (ACC)**
- 8) Southern California (Pac 12)
- 9) UCLA (Pac 12)
- 10) **Florida State * (ACC)**
- 11) Arizona State (Pac 12)
- 12) **MIAMI * (ACC)**
- 13) Dallas Baptist (MVC)
- 14) Rice (C-USA)
- 15) UC Santa Barbara (Big West)
- 16) **Virginia * (ACC)**
- 17) Oklahoma State (Big 12)
- 18) South Carolina (SEC)
- 19) Texas Tech (Big 12)
- 20) Houston (The American)
- 21) California (Pac 12)
- 22) Nebraska (Big 10)
- 23) Coastal Carolina (Big South)
- 24) Illinois (Big 10)
- 25) San Diego (WCC)

bold italics indicates 2015 opponent

PRESEASON ALL-AMERICANS

Zack Collins

- Golden Spikes Award Watch
- *Baseball America* (1st Team)
- *Collegiate Baseball* (1st)
- *D1Baseball.com* (1st)
- *Perfect Game* (1st)

Bryan Garcia

- Stopper of the Year Watch
- NCBWA (1st Team)
- *Collegiate Baseball* (2nd)
- *Perfect Game* (3rd)

Andrew Suarez

- *Golden Spikes Award Watch*
- *Collegiate Baseball* (2nd Team)

David Thompson

- *Baseball America* (2nd Team)

WEEKEND NEWS & NOTES

MILESTONES FOR MORRIS

- After leading his team to a 44-19 record in 2014, **head coach Jim Morris moved into ninth place** all-time in college baseball history (regardless of Division, four-year colleges) with 1,435 wins.
- Morris **wasted little time in moving up** that list in 2015, taking over **sole possession of eighth place** when Miami topped Rutgers 25-4 on Feb. 15, 2015 - his 1,439th win as head coach. **He moved into seventh place (1,445) when Miami beat Louisville on March 7.**
- Morris ranks as the **fourth-winningest** among active **Division I coaches by career victories (1,456)** and **fifth** in winning percentage (.694). He is also the **second-winningest coach in ACC history.**
- Morris became just the **eighth coach in the history of Division I baseball** to accumulate **1,400 wins when Miami beat Boston College 5-2 on March 8, 2014.**

SHUT THEM DOWN

- Miami's bullpen has recorded a **2.41 ERA in 123.0 combined innings this season**, and has been a key reason for UM's success.
- Among the Hurricanes' top arms out of the bullpen: sophomore All-American closer **Bryan Garcia** (1.93 ERA, five saves), freshman lefthander **Michael Mediavilla** (2.51 ERA, 15 appearances, 20 Ks, just six BBs), senior walk-on **Daniel Briggie** (1.77 ERA, 16 Ks) and righthanded sidewinder **Cooper Hammond** (2.95 ERA, 15 appearances).
- In Miami's **sweep of NC State**, relievers combined to toss **15.0 innings**, surrendering just seven hits and **two runs** (1.20 ERA).
- Miami's staff ERA to open the week (**3.40**) was the **sixth-best mark in the ACC.**

THERE'S NO PLACE LIKE HOME

- Miami is off to a **14-2 start at home** through its first 15 games.
- UM finished the 2014 season with a **11-4 home record in ACC play**, and a **23-10 overall home record.** UM has won **seven straight home series** dating back to 2014, including all three series in 2015: Rutgers, Wright State and NC State.
- Miami is batting **.313 at home** with a **.434 on-base percentage.**
- Junior **David Thompson** is batting **.367 in 16 starts at home**, and leads the team with **22 hits, 18 runs and 21 RBI.** **Christopher Barr** is batting **.368 at home** - the best mark of any UM regular.
- Miami's **staff ERA** is over a **full run better at home (2.67)** than on the road (**4.28**)
- Junior **George Iskenderian** (.345) and sophomore **Zack Collins** (.288) are among the few players hitting **better on the road** than at home through 25 games.

RON FRASER STATUE DEDICATION DATE SET

- The **Ron Fraser Statue Dedication & Unveiling** is set for **Friday, April 24 at 4 p.m.** on the DiMare Champions Plaza outside of Mark Light Field.
- The statue dedication is **open to the public**, and **admission is free.** Tickets to the **7 p.m. game** that night against **Florida State** are **expected to sell out.**

2014 RETURNING STAT LEADERS

OFFENSE

Average: Zack Collins (.298)
Games Played: Z. Collins / W. Abreu (61)
Games Started: Willie Abreu (59)
At Bats: Willie Abreu (220)
Runs: Zack Collins (32)
Hits: Zack Collins / Willie Abreu (61)
Doubles: Zack Collins (14)
Triples: Zack Collins (3)
Home Runs: Zack Collins (11)
Runs Batted In: Zack Collins (54)
Total Bases: Zack Collins (114)
SLG Percent.: Zack Collins (.556)
Walks: Zack Collins (42)
OB Percent.: Zack Collins (.427)
Stolen Bases: R. Eusebio / B. Lopez (6)

PITCHING

ERA (50+ IP): Bryan Garcia (1.75)
Wins: Bryan Garcia (7)
Losses: Bryan Garcia (4)
Appearances: Cooper Hammond (35)
Games Started: Andrew Suarez (16)
Complete Games: Andrew Suarez (1)
Saves: Bryan Garcia (15)
Innings Pitched: Andrew Suarez (109.2)
Hits Allowed: Andrew Suarez (108)
Runs Allowed: Andrew Suarez (46)
Ear. Runs Allowed: Andrew Suarez (36)
Walks: Bryan Garcia (19)
Strikeouts: Andrew Suarez (87)
Wild Pitches: Andrew Suarez (11)
B/AVG Against: Bryan Garcia (.220)

THE LAST TIME A HURRICANE...

Led Off Game with HR....	Carl Chester (3/21/2015 vs. Wake Forest)
Back-to-Back Games with Leadoff HR ...	Charlton Jimerson (6/09/2001, 6/11/2001)
Had Six Hits in a Game...	Mark Sobolewski (3/18/2008 vs. Cornell)
Five Hits...	Nathan Melendres (4/23/2011 vs. North Carolina)
Two Hits in One Inning...	Jason Hagerty (3/7/2008 vs. Boston College)
Hit Three HR's in a Game...	Scott Lawson (6/5/2010 vs. Texas A&M)
Two HR's...	David Thompson (3/20/2015 vs. Wake Forest)
Hit Two HR's in One Inning...	Kevin Brown (3/16/1999 vs. Ohio State)
Hit Pinch Hit HR...	Sebastian Diaz (5/2/2014 vs. Alabama St.)
Hit Inside the Park HR...	Paco Figueroa (5/8/2005 vs. Jacksonville)
Hit Grand Slam...	David Thompson (3/20/2015 vs. Wake Forest)
Hit for the Cycle...	Gaby Sanchez (5/2/2003 vs. Pace)
Record 10 RBI in One Game...	Kevin Brown (5/27/2001 vs. Stetson)
Nine RBI...	Chad Rupp (4/25/1998 vs. FSU)
Eight RBI...	Danny Valencia (4/9/2005 vs. Virginia)
Seven RBI...	David Thompson (3/20/2015 vs. Wake Forest)
Six RBI...	David Thompson (3/10/2015 vs. FGCU)
Threw CG Shutout...	Andrew Suarez (5/30/2014 vs. Bethune-Cookman)
Recorded Back-to-Back CG's...	David Gil (5/12/2000, 5/27/2000)
Recorded CG 1-Hit S/O...	J.D. Cockroft (5/31/2003 vs. FAU)
Recorded a Perfect Game...	Javi Salas (3/4/2014 vs. Villanova)
Recorded a No-Hitter (non-PG)...	Alex Fernandez (3/18/1989 vs. Maine)
Struck Out 10 Batters...	Enrique Sosa (2/14/2015 vs. Rutgers)
Recorded Three-Pitch Inning...	Chris Hernandez (6/2/2010 vs. Florida)
Recorded Three Pickoffs in a Game...	Brian Walker (3/16/2001 vs. East Carolina)

WEEKEND NEWS & NOTES

PICKING UP WHERE HE LEFT OFF

- Then-freshman **Bryan Garcia** was named the team's closer just prior to the 2014 season opener and rewarded the coaching staff with an **All-American** campaign (NCBWA, third team).
- Garcia has **four saves in 12 appearances**, and has **allowed just two earned runs in 15.2 innings**. He has 12 strikeouts so far, and now has **19 career saves** - tied for **ninth-most in UM history**.
- An **All-ACC Second Team** selection as a reliever, **Garcia set the Miami freshman saves record** and tied for **11th-most saves nationally** with 15 in 2014. He was a consensus Freshman All American first-team selection at reliever.

#CARDIACCANES

- Miami has played **eight one-run games in 2015**, and is 5-3 in those contests. The opening stretch continues a trend from last season for the Hurricanes, **who were 16-3 in one-run games in 2014**.
- Miami won two one-run games against **UNC**, both by a final score of **4-3** - both required late comebacks for the Hurricanes.
- David Thompson's solo homer vs. **NC State** in the **10th inning (March 13)** gave Miami its **third walk-off win** of the season.
- Miami picked up its **first two walk-off wins** of the 2015 season against **Wright State**, as **Garrett Kennedy** connected on a two-run, two-out home run on Feb. 27, while **Willie Abreu** won the game on a single on Feb. 28.

HIGH EXPECTATIONS

- After capturing the **2014 ACC Regular Season Championship**, the Hurricanes entered 2015 ranked in the **top 15 of every major college baseball preseason poll**.
- Miami was also ranked No. 10 by *Perfect Game*, No. 14 by *Collegiate Baseball Newspaper*, No. 14 in the *USA Today* Coaches Poll and No. 14 by *D1Baseball.com*.
- The Hurricanes feature a number of **Preseason All-Americans**, including reigning **2014 ACC Freshman of the Year** Zack Collins (consensus), **All-ACC closer** Bryan Garcia and **Washington Nationals' second-rounder** & staff ace Andrew Suarez.
- Miami's recruiting class was **ranked No. 2 nationwide** by *Perfect Game*, and includes MLB Draft picks: **George Iskenderian** (34th round), OF **Carl Chester** (38th) and LHP **Michael Mediavilla** (40th).

DEATH, TAXES & THE NCAA POSTSEASON

- The Miami Hurricanes **extended their own college baseball record** with their **42nd consecutive trip to the NCAA postseason** in 2014. Miami **has not missed the postseason since 1973**.
- The Hurricanes' 42 straight trips to the NCAA postseason **are the longest active postseason streak of any Division I program in any sport nationwide**.
- Jim Morris has led teams to the **NCAA postseason in 30 straight years - all 21 years at Miami and his final nine years at Georgia Tech**. Miami has **not missed the postseason since 1972**.
- Miami is the **only school in the state of Florida** to have won a national championship; the Hurricanes won titles in **1982, 1985, 1999 and 2001**.

PERFECT GAME T-25

- 1) Texas Christian (Big 12)
- 2) Louisiana State (SEC)
- 3) **Florida (SEC)**
- 4) Vanderbilt (SEC)
- 5) Texas A&M (SEC)
- 6) UCLA (Pac 12)
- 7) **Louisville * (ACC)**
- 8) **Florida State * (ACC)**
- 9) Arizona State (Pac 12)
- 10) **MIAMI (ACC)**
- 11) **Virginia * (ACC)**
- 12) **UCF (The American)**
- 13) UC-Santa Barbara (Big West)
- 14) Oregon State (Pac 12)
- 15) South Carolina (SEC)
- 16) Southern California (Pac 12)
- 17) Dallas Baptist (MVC)
- 18) **North Carolina * (ACC)**
- 19) Houston (The American)
- 20) Illinois (Big 10)
- 21) Nebraska (Big 12)
- 22) California (Pac 12)
- 23) **Florida Atlantic (C-USA)**
- 24) Arizona (Pac 12)
- 25) Texas (Big 10)

bold italics indicates 2015 opponent

Dropped Out:

- Maryland (Big 10)
- Texas Tech (Big 12)
- Oregon (Pac 12)

MLB PLAYERS (since 1999)

- 1) Louisiana State - 45
- 2) Stanford - 41
- T-3) Arizona State - 36
- T-3) Long Beach State - 36
- T-5) MIAMI - 35**
- T-5) Cal State Fullerton - 35
- T-5) Southern California - 35
- 8) UCLA - 33
- 9) Florida State - 30
- T-10) Arizona - 28
- T-10) Texas - 28


GAMEWINNING HITS / RBI

- 2/13 **Johnny Ruiz** (1B)
- 2/14 **Zack Collins** (2B)
- 2/14 *None* (E-4)
- 2/15 **Ricky Eusebio** (2B)
- 2/21 **Brandon Lopez** (1B)
- 2/25 **Zack Collins** (groundout)
- 2/27 **Garrett Kennedy** (HR)
- 2/28 **Willie Abreu** (1B)
- 3/4 **G. Iskenderian** (groundout)
- 3/7 **Zack Collins** (2B)
- 3/10 *None* (E-5)
- 3/11 **Carl Chester** (HR)
- 3/13 **David Thompson** (HR)
- 3/14 **Christopher Barr** (2B)
- 3/15 *None* (passed ball)
- 3/17 **G. Iskenderian** (walk)
- 3/20 **G. Iskenderian** (1B)
- 3/21 **Carl Chester** (HR)
- 3/28 **Johnny Ruiz** (1B)
- 3/29 **Zack Collins** (HR)

HOME RUN TRACKER

- 2/15 **David Thompson** (3-R)
- 2/15 **Malik Rosier** (solo)
- 2/19 **Carl Chester** (solo)
- 2/21 **Zack Collins** (3-R)
- 2/27 **Garrett Kennedy** (2-R)
- 3/1 **Carl Chester** (solo)
- 3/4 **Zack Collins** (solo)
- 3/10 **David Thompson** (2-R)
- 3/10 **Willie Abreu** (2-R)
- 3/11 **Carl Chester** (solo)
- 3/13 **David Thompson** (solo)
- 3/13 **George Iskenderian** (2-R)
- 3/15 **David Thompson** (2-R)
- 3/17 **David Thompson** (solo)
- 3/17 **David Thompson** (slam)
- 3/17 **George Iskenderian** (2-R)
- 3/20 **David Thompson** (slam)
- 3/20 **Garrett Kennedy** (2-R)
- 3/20 **Ricky Eusebio** (solo)
- 3/20 **David Thompson** (2-R)
- 3/21 **Carl Chester** (solo)
- 3/20 **Garrett Kennedy** (3-R)
- 3/27 **Ricky Eusebio** (solo)
- 3/28 **Zack Collins** (solo)

2015 MIAMI HURRICANES PHOTO ROSTER / SPOTTING CHART



#0 Zack Collins



#2 Ricky Eusebio



#4 Johnny Ruiz




#7 George Iskenderian



#8 David Thompson



#10 Justin Smith



#13 Willie Abreu




#14 Danny Garcia



#17 Christopher Barr




#18 Michael Mediavilla



#19 Bryan Garcia



#22 Luke Spangler



#24 Jacob Heyward



#27 Ryan Otero



#28 Malik Rosier




#30 Andrew Suarez



#31 Sam Abrams



#32 Andy Honiotes



#34 Derik Beauprez



#35 Devin Meyer



#37 Keven Pimentel



#38 Daniel Briggi



#39 Cooper Hammond




#40 Garrett Kennedy



#42 Edgar Michelangeli



#43 Thomas Woodrey




#44 Peter Crocitto



#45 Carl Chester



#47 Enrique Sosa



#49 Daniel Epstein



#51 Brandon Lopez



#52 Daniel Sayles



#55 Jesse Lepore

2015 MIAMI HURRICANES BASEBALL PLAYER PROFILES

PITCHER PROFILES

31 • SAM ABRAMS RHP

- 5-9 • 185 • SR • Miami, FL • Killian
- One of team's standout performers through first half of 2015
 - Tossed 2.1 innings in relief last time out vs. UNC (3/29)
 - Allowed one run in 3.1 innings in relief vs. NCST (3/13)
 - Has started grad school at Miami for final year of eligibility
 - Provides different look out of bullpen with sidearm delivery
 - Local product, who carried a perfect 4.0 GPA in high school

CAREER STATISTICS

YEAR	ERA	W-L	APP	IP	H	R	ER	BB	SO	B/AVG
2015	2.25	0-0	5	8.0	9	2	2	6	2	.300
2014	6.75	0-0	4	2.2	3	2	2	0	3	.300
2013	10.80	0-0	3	1.2	1	2	2	2	2	.200
2011	3.72	0-0	7	9.2	9	5	4	4	5	.243

CAREER 4.09 0-0 19 22.0 22 11 10 12 12

CAREER HIGHS

Innings: 3.2, vs. Florida, 3/26/2011
 Hits: 5, vs. NC State, 3/3/2015
 Runs: 4, vs. Georgia Tech, 3/26/2011
 Earned Runs: 4, vs. Georgia Tech, 3/26/2011
 Strikeouts: 2, twice
 Walks: 3, vs. NC State, 3/3/2015

34 • DERIK BEAUPREZ RHP

- 6-5 • 233 • SO • Cherry Hills Vill., CO • Cherry Creek
- Allowed two earned runs in last appearance vs. UNC (3/29)
 - Tossed scoreless inning vs. Wake (3/20) with two Ks, two BBs
 - Lasted just 2.0 innings in last game started vs. Louisville (3/8)
 - Struggled vs. Wright State, allowed career-high 6R in 1.1IP (3/1)
 - Drafted in 25th round of 2013 MLB Draft by Boston Red Sox
 - Ranked No. 128 high school senior nationwide by *Perfect Game*
 - Back-to-back first-team All-Colorado from *Denver Post* (2012-13)

CAREER STATISTICS

YEAR	ERA	W-L	APP	IP	H	R	ER	BB	SO	B/AVG
2015	9.82	1-1	10	14.2	17	16	16	15	15	.283
2014	0.83	1-0	6	21.2	13	2	2	8	17	.167

CAREER 4.46 2-1 16 36.1 30 18 18 25 32 --

CAREER HIGHS

Innings: 5.0, vs. FGCU, 3/26/2014
 Hits: 6, vs. FAU, 2/18/2015
 Runs: 6, vs. Wright State, 3/1/2015
 Earned Runs: 6, vs. Wright State, 3/1/2015
 Strikeouts: 4, vs. FGCU, 3/26/2014
 Walks: 4, twice

38 • DANIEL BRIGGI RHP

- 6-0 • 190 • SR • Croton, N.Y. • Hendrick Hudson
- Has been promoted to one of Miami's top RHPs out of bullpen
 - Tossed 3.0 scoreless innings last time out vs. UNC (3/28)
 - Career-long 4.0 IP with career-high 6 K's in 1st W vs. FGCU (3/11)
 - Senior walk-on, played club baseball for first three years at Miami
 - Major in economics, planning for medical school after graduation

CAREER STATISTICS

YEAR	ERA	W-L	APP	IP	H	R	ER	BB	SO	B/AVG
2015	1.77	1-0	10	20.1	10	4	4	6	16	.145

CAREER HIGHS

Innings: 4.0, vs. FGCU, 3/11/2015
 Hits: 3, vs. FGCU, 3/25/2015
 Runs: 2, vs. Wake Forest, 3/22/2015
 Earned Runs: 2, vs. Wake Forest, 3/22/2015
 Strikeouts: 6, vs. FGCU, 3/11/2015
 Walks: 2, vs. Wake Forest, 3/22/2015

19 • BRYAN GARCIA RHP

- 6-1 • 205 • SO • Miami, FL • Christopher Columbus
- Picked up win despite allowing runs in 9th & 10th vs. UNC (3/28)
 - Two appearances vs. NCST (G1 + G3): 4 IP, 0 H, 0 R, 0 BB, 4 K
 - Picked up first loss of season in walk-off 5-4 defeat vs. UofL (3/8)
 - Credited with fourth save of season in 9-5 win over UofL (3/7)
 - Earned first win of season in 8-7 walk-off victory vs. WSU (2/28)
 - Named to '15 NCBWA Stopper of the Year Watch List (top closer)
 - UM freshman record w/15 saves - NCBWA 3rd-Team All-American
 - Finished with 1.75 ERA - led all 2015 returners with seven wins
 - 10 of 15 saves in 2014 requires more than one inning of work
 - Named 2013 Class 6A-8A Pitcher of the Year by *Miami Herald*

CAREER STATISTICS

YEAR	ERA	W-L	APP	IP	H	R	ER	BB	SO	B/AVG
2015	1.93	3-1	14	18.2	11	5	4	9	14	.183
2014	1.75	7-4	31	51.1	40	12	10	19	56	.220

CAREER 1.80 10-5 45 70.0 51 17 14 28 70 --

CAREER HIGHS

Innings: 3.0, vs. FGCU, 3/19/2014
 Hits: 3, eight times
 Runs: 2, twice
 Earned Runs: 2, twice
 Strikeouts: 4, twice
 Walks: 3, twice

14 • DANNY GARCIA LHP

- 6-1 • 195 • SO • Miami, FL • Westwood Christian
- Picked up fifth win of season last time out vs. Bethune (4/1)
 - Tagged with loss in disappointing start vs. FGCU (3/25): 11H, 5ER
 - Tossed 1.2 scoreless innings of relief in finale vs. Wake (3/22)
 - Struck out career-high 11 batters in 7.0 innings vs. STET (3/11)
 - Picked up second W of '15 with 5.0 IP, 2 R, 4 K's vs. FGCU (3/4)
 - Earned first career win vs. Barry (2/25), career-long 7.2 IP, 9 K's
 - Earned first-team All-Dade from *Miami Herald* last two HS seasons

CAREER STATISTICS

YEAR	ERA	W-L	APP	IP	H	R	ER	BB	SO	B/AVG
2015	2.76	5-1	10	49.0	51	18	15	9	49	.274
2014	6.30	0-1	11	20.0	22	16	14	10	18	.282

CAREER 3.78 5-1 21 69.0 73 34 29 19 67 --

CAREER HIGHS

Innings: 7.2, vs. Barry, 2/25/2015
 Hits: 11, vs. FGCU, 3/25/2015
 Runs: 7, vs. FGCU, 3/25/2015
 Earned Runs: 5, vs. FGCU, 3/25/2015
 Strikeouts: 11, vs. Stetson, 3/11/2015
 Walks: 2, three times

39 • COOPER HAMMOND RHP

- 6-2 • 195 • SO • Venice, FL • Venice
- Team's top RH reliever out of pen - 15 APP is tied for most
 - Pitched scoreless 11th to earn save last time vs. UNC (3/28)
 - Played in all three games vs. WSU, picking up W in Game 1 (2/27)
 - Tossed 2.0 scoreless innings in stint vs. Florida (2/20)
 - Charged w/ loss vs. FAU (2/18), allowed 3 hits & 2 runs in 1.1 IP
 - Made 2 APP vs. Rutgers: earned win on 2/13, save on 2/14
 - Was one of team's top relievers, team-high 35 appearances in '14
 - Named 2013 *Sarasota-Herald Tribune* 7A Player of the Year
 - Registered 9-0 record with 0.13 ERA in 56 innings as HS senior

CAREER STATISTICS

YEAR	ERA	W-L	APP	IP	H	R	ER	BB	SO	B/AVG
2015	2.95	3-1	15	18.1	20	7	6	5	16	.282
2014	2.29	5-2	35	35.1	32	14	9	11	37	.252

CAREER 2.52 8-3 50 53.2 52 21 15 16 53 --

CAREER HIGHS

Innings: 2.1, vs. Texas Tech, 6/2/14
 Hits: 4, twice
 Runs: 2, five times
 Earned Runs: 2, three times
 Strikeouts: 3, four times
 Walks: 1, 16 times

32 • ANDY HONIOTES RHP

- 6-3 • 190 • FR • Geneva, Ill. • Geneva Community
- Tossed 2.0 scoreless innings last time out vs. Bethune (4/1)
 - Made career debut on 2/15 vs. Rutgers, tossing one scoreless IP
 - Earned MVP honors at 2011 *Perfect Game* National Games

CAREER STATISTICS

YEAR	ERA	W-L	APP	IP	H	R	ER	BB	SO	B/AVG
2015	0.00	0-0	4	4.1	3	0	0	4	3	.231

55 • JESSE LEPORE RHP

- 6-4 • 210 • FR • Beverly Hills, Fla. • Trinity Catholic
- Tossed 1.0 scoreless inning last time out vs. Wake (3/20)
 - Pitched scoreless innings vs. FGCU (3/10) and Stetson (3/11)
 - Made career debut on 2/14 vs. Rutgers, allowing 1 ER in 1.1 IP
 - Ranked No. 210 national high school prospect by *Perfect Game*
 - Earned Pitcher of the Year from *Ocala Star-Banner* in 2014

CAREER STATISTICS

YEAR	ERA	W-L	APP	IP	H	R	ER	BB	SO	B/AVG
2015	3.38	0-0	6	8.0	8	5	3	7	2	.250

CAREER HIGHS

Innings: 2.0, vs. Florida, 2/20/2015
 Hits: 4, vs. Wright State, 3/1/2015
 Runs: 3, vs. Rutgers, 2/14/2015 (G2)
 Earned Runs: 2, vs. Florida, 2/20/2015
 Strikeouts: 1, twice
 Walks: 2, twice

18 • MICHAEL MEDIAVILLA LHP

- 6-5 • 225 • FR • Hialeah, Fla. • Mater Academy
- Has replaced Thomas Woodrey as team's go-to lefty reliever
 - Low 90's fastball and excellent changeup among best pitches
 - Tossed 2.0 scoreless last time with career-high 4 K vs. UNC (3/28)
 - Tied for lead with 15 appearances out of bullpen in first season
 - Selected by Cincinnati Reds in 40th Round of 2014 MLB Draft
 - Ranked No. 240 national high school prospect by *Perfect Game*
 - Led Mater to '14 state championship & back-to-back district titles

CAREER STATISTICS

YEAR	ERA	W-L	APP	IP	H	R	ER	BB	SO	B/AVG
2015	2.51	0-1	15	14.1	7	6	4	6	20	.152

CAREER HIGHS

Innings: 2.0, vs. North Carolina, 3/28/2015
 Hits: 2, three times
 Runs: 2, twice
 Earned Runs: 2, vs. Wake Forest, 3/22/2015
 Strikeouts: 4, vs. North Carolina, 3/28/2015
 Walks: 2, vs. North Carolina, 3/28/2015

38 • RYAN OTERO RHP

- 6-5 • 205 • JR • Coral Gables, FL • Ransom Everglades
- Tossed 3.0 scoreless innings last time out vs. UNC (3/29)
 - Emergency start vs. UF (2/20) when Andy Suarez was scratched
 - Matched career-long with 3 IP vs. Gators, allowing 2 H & 1 R
 - Pitched 1.1 scoreless innings in relief last time out vs. FAU (2/18)
 - Went career-long 3 IP in win over Rutgers (2/14)
 - Led team in strikeouts during fall ball, where he impressed
 - Older brother Dan Otero plays for Oakland Athletics

CAREER STATISTICS

YEAR	ERA	W-L	APP	IP	H	R	ER	BB	SO	B/AVG
2015	4.42	0-0	9	18.1	14	10	9	5	9	.206
2014	0.00	0-0	1	0.1	1	0	0	0	1	.333
2013	13.50	0-0	4	3.1	4	7	5	5	2	.267

CAREER 5.72 0-0 14 22.0 19 17 14 10 12 --

CAREER HIGHS

Innings: 3.0, twice
 Hits: 5, vs. Wright State, 3/1/2015
 Runs: 4, twice
 Earned Runs: 3, four times
 Strikeouts: 3, vs. FGCU, 3/10/2015
 Walks: 2, twice

PLAYER PROFILES

52 • DANIEL SAYLES LHP

6-4 • 212 • Jr. • Wauwatosa, Wisc. • Sacra. City Coll.
 • Had emergency start vs. NCST (3/13), went just 0.2 innings
 • Made season debut on 2/14 vs. RU, tossing 0.2 scoreless innings
 • Made career debut with scoreless IP in win over Villanova (3/5/14)
 • Spent two seasons at Sacramento City College

CAREER STATISTICS

YEAR	ERA	W-L	APP	IP	H	R	ER	BB	SO	B/AVG
2015	10.80	0-0	5	1.2	4	3	2	1	0	.444
2014	7.36	0-1	5	3.2	5	4	3	2	3	.385

CAREER 9.65 0-1 10 5.1 9 7 5 3 3 ..

CAREER HIGHS

Innings: 1.0, twice
 Hits: 2, vs. Stetson, 3/12/2014
 Runs: 3, vs. Stetson, 3/12/2014
 Earned Runs: 3, vs. Stetson, 3/12/2014
 Strikeouts: 2, vs. UCF, 3/18/2014
 Walks: 1, twice

47 • ENRIQUE SOSA RHP

5-10 • 180 • JR • Panama City, Panama
 • Touched up for 9 hits and 7 R in L last time out vs. UNC (3/29)
 • Went career-long 6.1 innings (1 R) and 6 K's in W vs. NCST (3/14)
 • Picked up second win of career vs. UofL (3/7) in doubleheader G2
 • Went 6.0 innings vs. WSU, striking out five & walking three (2/28)
 • Pitched 6.0 innings in quality start vs. Florida (2/22), left w/ND
 • Dominated in 1st career start w/10 K's and earning W in 5.2 IP
 • Set career high in strikeouts vs RU (10) - W was first of his career
 • True swing & miss curveball, low 90's fastball in repertoire
 • Made 11 appearances out of bullpen in 2014, totaling 15.1 IP

CAREER STATISTICS

YEAR	ERA	W-L	APP	IP	H	R	ER	BB	SO	B/AVG
2015	5.14	3-3	7	35.0	41	22	20	15	32	.293
2014	7.04	0-1	11	15.1	12	14	12	11	14	.207
2013	6.43	0-0	5	7.0	8	5	5	6	3	.296

CAREER 4.94 3-4 23 57.1 61 41 37 32 49 ..

CAREER HIGHS

Innings: 6.1, vs. NC State, 3/14/2015
 Hits: 9, vs. North Carolina, 3/29/2015
 Runs: 7, vs. North Carolina, 3/29/2015
 Earned Runs: 7, vs. North Carolina, 3/29/2015
 Strikeouts: 10, vs. Rutgers, 2/14/2015
 Walks: 3, three times

30 • ANDREW SUAREZ LHP

6-2 • 205 • R-JR. • Miami, FL • Christopher Columbus
 • Lasted just 3.0 innings vs. North Carolina (3/28) with 4 BBs
 • Tagged for seven hits and four runs last start (W) vs. Wake (3/21)
 • 1st start off injury: 6 IP, 3 H, 0 R, 0 BB, 7 K (W) vs. NCST (3/15)
 • Scratched from three starts with oblique strain suffered on 2/20
 • Made season debut 2/13 on Opening Day: 5.0 IP, 2ER, 3K's (ND)
 • Returned to UM after being selected in MLB Draft 2nd Rd. (WAS)
 • Projects as one of top Draft-eligible lefthanders in the country
 • Named to '15 Golden Spikes Award watch list (top college player)
 • 2014 All-ACC Third Team selection with team-high 109.2 innings
 • Missed almost all freshman season (2012) due to shoulder surgery

CAREER STATISTICS

YEAR	ERA	W-L	APP	IP	H	R	ER	BB	SO	B/AVG
2015	2.84	2-0	4	19.0	22	7	6	7	15	.289
2014	2.95	6-3	16	109.2	108	46	36	15	87	.256
2013	3.95	3-5	15	86.2	94	47	38	19	57	.282
2012	19.29	0-0	3	2.1	6	5	5	1	1	.462

CAREER 3.52 11-8 38 217.2 230 105 85 42 163 ..

CAREER HIGHS

Innings: 9.0, four times
 Hits: 11, twice
 Runs: 7, twice
 Earned Runs: 7, twice
 Strikeouts: 10, twice
 Walks: 5, vs. Wake Forest, 5/12/2013

43 • THOMAS WOODREY LHP

6-3 • 205 • JR. • Lighthouse Point, FL • Card. Gibbons
 • Allowed zero earned runs in 6.2 innings in ND vs. Carolina (3/27)
 • Went 6.0 innings for fifth straight start vs. Wake (2/20), just 1 ER
 • Scratched from start vs. NCST (3/13) due to stomach virus
 • Has made transition from bullpen to rotation for 2015
 • Picked up first loss of career in start vs. UofL - 11 H, 5 ER (3/7)
 • Tossed 6.2 innings vs. Florida (2/20), earning only win of series
 • First start since freshman YR on 2/14/2015: 6.0 IP, 2ER, 2K's (W)

CAREER STATISTICS

YEAR	ERA	W-L	APP	IP	H	R	ER	BB	SO	B/AVG
2015	2.41	3-1	6	37.1	40	24	10	7	19	.274
2014	2.54	4-0	31	49.2	38	14	14	11	36	.221
2013	3.12	4-0	19	40.1	35	18	14	14	30	.230

CAREER 2.69 11-1 56 127.1 113 56 38 32 85

CAREER HIGHS

Innings: 8.0, vs. Maine, 3/5/2013
 Hits: 11, vs. Louisville, 3/7/2015
 Runs: 7, twice
 Earned Runs: 5, vs. Louisville, 3/7/2015
 Strikeouts: 5, three times
 Walks: 5, vs. FAU, 2/20/2013

45 • CARL CHESTER OF

6-0 • 190 • FR. • Longwood, FL • Lake Brantley
 • Has hit leadoff in every game he has played (29) this season
 • Hit .455 vs. Wake (5-for-11), including leadoff HR in G2 (3/21)
 • Offers dynamic speed - eight steals rank second most on UM
 • 22 runs are tied for fourth-most on team, 4 home runs ranks 2nd
 • Selected in 38th round of 2014 MLB Draft by Milwaukee
 • Chosen by *D1Baseball.com* as pick for ACC Freshman of the Year

CAREER STATISTICS

YEAR	AVG	GP-GS	AB	R	H	2B	3B	HR	RBI	SB-A
2014	.271	29-29	118	23	32	5	1	4	14	8-11

CAREER HIGHS

At Bats: 6, vs. Wake Forest, 3/21/2015
 Runs: 2, seven times
 Hits: 3, twice
 RBI: 2, vs. Wake Forest, 3/21/2015
 Walks: 2, twice
 Hitting Streak: 7 games

0 • ZACK COLLINS C/DH

6-3 • 220 • SO • Pembroke Pines, Fla. • Amer. Heritage
 • Recorded first three-hit game of 2015 w/ 2 RBI vs. Bethune (4/1)
 • Solo home run in 11th inning was GWH in Game 2 vs. UNC (3/28)
 • Streak of 27 straight games reaching base snapped vs. UNC (3/29)
 • 6th *Baseball America* National Freshman of the Year from Miami
 • Ranked by *Perfect Game* as top 2016 Draft-eligible player in ACC
 • Named ACC Freshman of the Year and to All-ACC Third Team at C
 • Drafted by Cincinnati Reds in 27th round of 2013 MLB Draft

CAREER STATISTICS

YEAR	AVG	GP-GS	AB	R	H	2B	3B	HR	RBI	SB-A
2015	.267	29-29	101	26	27	6	2	3	18	6-6
2014	.298	61-58	205	32	61	14	3	11	54	0-0

CAREER .288 89-95 306 58 88 20 5 14 72 6-6

CAREER HIGHS

At Bats: 6, twice
 Runs: 3, vs. Wake Forest, 3/20/2015
 Hits: 4, vs. Notre Dame, 4/20/2014
 RBI: 6, vs. NC State, 3/30/2014
 Walks: 3, four times
 Hitting Streak: 9 games

44 • PETER CROCITTO C/3B

6-0 • 205 • FR. • Palm City, FL • South Fork
 • Recorded first hit of career in first at bat
 • Seen action in 5 games, made diving stop at 3B vs. Wake (3/21)

CAREER STATISTICS

YEAR	AVG	GP-GS	AB	R	H	2B	3B	HR	RBI	SB-A
2015	.375	5-0	8	2	3	1	0	0	0	0-0

HITTER PROFILES

13 • WILLIE ABREU OF

6-4 • 225 • SO • Hialeah, FL • Mater Academy
 • Delivered clutch game-tying hit vs. UNC in 9th inning (3/27)
 • Elected team captain alongside fellow sophomore Bryan Garcia
 • HR vs. FGCU (3/10) was towering, landed in adjacent softball field
 • Had career-high four hits (4-for-5) in finale vs Wright St. (3/1)
 • 2014 All-ACC third-team outfielder is among team's top hitters
 • 61 hits in 2014 were tied for third-most among all Hurricanes
 • Drafted in 14th round of 2013 MLB Draft by Cincinnati Reds
 • Ranked No. 175 Draft-eligible prospect in 2013 by *Perfect Game*

CAREER STATISTICS

YEAR	AVG	GP-GS	AB	R	H	2B	3B	HR	RBI	SB-A
2015	.272	29-29	103	17	28	3	0	1	21	3-3
2014	.277	61-59	220	29	61	8	1	1	28	4-5

CAREER .276 90-88 323 46 89 11 1 2 49 7-8

CAREER HIGHS

At Bats: 7, vs. North Carolina, 5/16/2014
 Runs: 3, twice
 Hits: 4, vs. Wright State, 3/1/2015
 RBI: 3, vs. Virginia, 3/24/2014
 Walks: 2, nine times
 Steals: 1, four times
 Hitting Streak: 12 games

17 • CHRISTOPHER BARR 1B

6-1 • 200 • SO • Royal Palm Beach, FL • RPBeach HS
 • Has started past 14 at first base leading into Friday vs. Duke
 • Went 2-for-3 and scored team's only run vs. FGCU (3/25)
 • Recorded first career three-hit game in win over Wake (3/21)
 • Went 2-for-3 with 2B, 3B, gamewinning hit vs. NC State (3/14)
 • Finished Opening Weekend .347 (5-for-14), went 1-for-4 vs. FAU
 • Missed 2014 season while recovering from surgery

CAREER STATISTICS

YEAR	AVG	GP-GS	AB	R	H	2B	3B	HR	RBI	SB-A
2015	.297	24-21	74	14	22	5	1	0	6	5-5
2013	.217	55-29	115	27	25	1	1	0	6	7-10

CAREER .249 79-50 189 41 47 6 2 0 12 12-15

CAREER HIGHS

At Bats: 5, three times
 Runs: 2, twice
 Hits: 2, six times
 RBI: 3, vs. Virginia Tech, 3/22/2013
 Walks: 2, vs. Virginia Tech, 3/22/2013
 Steals: 2, vs. North Carolina, 3/17/2013
 Hitting Streak: 5 games

2 • RICKY EUSEBIO OF

5-11 • 195 • JR • Homestead, FL • Gulliver Prep
 • Hit 2nd home run of career in G2 win over UNC (3/28)
 • 11 steals, 34 runs, 11 HBPs, .470 OBP all are team-highs
 • 11 HBPs tied for 11th most in country - constant on-base threat
 • One of only three players to start all 30 games this season
 • Excels on def., staff considers him among best def. UM CFs ever
 • Named to first team All-Dade senior season by *Miami Herald*

CAREER STATISTICS

YEAR	AVG	GP-GS	AB	R	H	2B	3B	HR	RBI	SB-A
2015	.293	30-30	99	34	29	7	2	2	11	11-12
2014	.263	44-13	57	16	15	2	0	0	7	6-6
2013	.221	47-23	95	14	21	3	0	0	8	8-9

CAREER .259 121-66 251 64 65 12 2 2 26 25-27

CAREER HIGHS

At Bats: 5, four times
 Runs: 3, twice
 Hits: 3, twice
 RBI: 3, three times
 Walks: 2, three times
 Steals: 2, four times
 Hitting Streak: 5 games

PLAYER PROFILES

28 • JACOB HEYWARD OF

- 6-3 • 201 • SO • McDonough, GA • Eagle's Landing
- Currently riding five-game hitting streak into Friday vs. Duke
 - Started finale vs. UofL (3/8) and FGCU (3/10) at DH
 - Made first start of season vs. Barry (2/27), had two walks
 - Saw action in all four games versus Rutgers, totaling 3 R & 2 RBI
 - Drafted in the 38th round of the 2013 MLB Draft by Atlanta
 - Ranked No. 196 senior overall (No. 11 in Georgia) by *Perfect Game*
 - Younger brother of St. Louis Cardinals' outfielder Jacob Heyward

CAREER STATISTICS

YEAR	AVG	GP-GS	AB	R	H	2B	3B	HR	RBI	SB-A
2015	.200	19-4	25	7	5	1	0	0	2	0-1
2014	.160	14-6	25	5	4	1	0	0	3	0-1

CAREER .180 33-10 50 12 9 2 0 0 5 0-2

CAREER HIGHS

At Bats: 4, twice
 Runs: 2, twice
 Hits: 3, vs. Duke, 5/24/2014
 RBI: 3, vs. Duke, 5/10/2014
 Walks: 1, five times
 Steals: N/A
 Hitting Streak: 5 games (current)

7 • GEORGE ISKENDERIAN INF

- 6-0 • 190 • JR • Englewood Cliffs, NJ • IRCC
- Delivered go-ahead hit in ninth inning of G2 vs. UNC (3/28)
 - Made first start of career at second base vs. Bethune (4/1)
 - One of only four players to start all 30 games this season
 - Ranks third on team with .346 AVG in ACC play this season
 - Ranks second w/9 multi-hit games; seven multi-RBI games is 2nd
 - Made shift from SS to 3B (UF series) and back to SS (FGCU, 3/11)
 - Picked by St. Louis (34th RD) in MLB Draft out of Indian River CC
 - Played freshman season at South Carolina, hitting .250 with 6 RBI

CAREER STATISTICS

YEAR	AVG	GP-GS	AB	R	H	2B	3B	HR	RBI	SB-A
2015	.339	30-30	115	30	39	6	1	2	26	10-10

CAREER HIGHS

At Bats: 5, seven times
 Runs: 3, vs. Rutgers, 2/15/2015
 Hits: 4, vs. Rutgers, 2/15/2015
 RBI: 3, three times
 Walks: 2, three times
 Steals: 2, twice
 Hitting Streak: 12 games

40 • GARRETT KENNEDY C

- 6-1 • 210 • SR • Davie, Fla. • Archbishop McCarthy
- Has served as one of Miami's most productive hitters in last year
 - Hit two no-doubt home runs vs. Wake, led team with .462 AVG
 - Went 3-for-8 with three runs scored in doubleheader vs. UofL (3/7)
 - Hit two-run walk-off home run in bottom nine vs. Wright St. (2/27)
 - Finished Opening Weekend .455 (5-for-11) with 6 R, 3 2B, 3 RBI
 - One of team's most experienced players, one of four seniors
 - Saw action in 43 games in 2014, including 38 starts at catcher
 - Connected in homers in back-to-back games against Florida in '14
 - Named to 2014 Coral Gables Regional All-Tournament Team

CAREER STATISTICS

YEAR	AVG	GP-GS	AB	R	H	2B	3B	HR	RBI	SB-A
2015	.329	27-22	79	17	26	6	0	3	14	0-0
2014	.231	43-38	117	14	27	3	0	2	16	1-1
2013	.282	45-39	124	17	35	4	0	3	16	0-2
2012	.165	40-31	85	6	14	0	0	0	4	0-1

CAREER .251 155-130 405 54 102 13 0 8 50 1-4

CAREER HIGHS

At Bats: 5, five times
 Runs: 5, vs. Rutgers, 2/15/2015
 Hits: 3, twice
 RBI: 3, twice
 Walks: 3, vs. St. John's, 3/5/2013
 Steals: 1, vs. UCF, 4/9/2014
 Hitting Streak: 11 games

51 • BRANDON LOPEZ SS

- 6-1 • 190 • JR • Miramar, FL • American Heritage
- Started at shortstop, went 1-for-4 w/1 RBI vs. Bethune (4/1)
 - Tied career high with three hits (3-for-4) in win over UofL (3/7)
 - One of the top defensive infielders in the conference
 - Has made 124 starts at shortstop in two+ seasons at Miami
 - Hit .233 with 29 RBI and six steals as a sophomore in 2014
 - Drafted in 34th round of 2012 MLB Draft by Toronto

CAREER STATISTICS

YEAR	AVG	GP-GS	AB	R	H	2B	3B	HR	RBI	SB-A
2015	.308	13-11	39	4	12	2	0	0	7	0-0
2014	.233	56-56	189	23	44	6	1	0	29	6-11
2013	.243	59-58	181	17	44	1	0	1	15	5-7

CAREER .244 127-125 409 43 100 9 1 1 49 11-18

CAREER HIGHS

At Bats: 7, vs. North Carolina, 5/16/2014
 Runs: 2, five times
 Hits: 3, five times
 RBI: 4, twice
 Walks: 3, twice
 Steals: 2, vs. Clemson, 4/27/2014
 Hitting Streak: 7 games

42 • EDGAR MICHELANGELI INF

- 6-1 • 210 • R-SO • Miami, FL • Florida Christian
- Went hitless in two at bats in start at DH vs. Bethune (4/1)
 - Went 1-for-4 in start at DH vs. Army (3/17)
 - Two-run 2B on 2/14/2015 in 8th helped clinch win vs. Rutgers
 - Made 18 appearances in first full season in '14, including 10 GS
 - Made first start of career against Stetson on 3/12/14
 - Sat out 2013 season due to NCAA transfer rules (Miami-Dade JC)

CAREER STATISTICS

YEAR	AVG	GP-GS	AB	R	H	2B	3B	HR	RBI	SB-A
2015	.250	20-10	44	4	11	3	0	0	3	1-1
2014	.209	17-10	43	4	9	3	0	0	9	0-1

CAREER .236 37-20 87 8 20 6 0 0 12 1-2

CAREER HIGHS

At Bats: 4, seven times
 Runs: 2, vs. Wright State, 2/27/2015
 Hits: 2, vs. FAU, 2/17/2015
 RBI: 2, twice
 Walks: 1, five times
 Hitting Streak: 4 games

4 • JOHNNY RUIZ 2B

- 5-11 • 195 • SO • Coral Gables, FL • Westminster Chris.
- Team's top hitter at UNC: 4-for-9 (.444) with GWH in Game 1
 - String of 12 straight starts at second base snapped vs. Bethune
 - Finished Wake series 4-for-11 (.363) with one run scored
 - Connected on 3B and scored one run as substitute vs. FGCU (3/4)
 - Delivered GWH on Opening Day, two-RBI single in 8th inning
 - Batted .229 with seven doubles and 11 RBI in 2014
 - Took over 3B midway thru '14 after Thompson suffered blood clot
 - Named 2013 4A-2A Player of the Year by *Miami Herald*
 - Hit .564 with five home runs and 40 RBI during senior season

CAREER STATISTICS

YEAR	AVG	GP-GS	AB	R	H	2B	3B	HR	RBI	SB-A
2015	.247	26-20	73	7	18	0	1	0	13	0-0
2014	.229	45-38	131	22	30	7	0	0	11	2-4

CAREER .235 71-58 204 29 48 7 0 0 24 2-4

CAREER HIGHS

At Bats: 5, vs. Rutgers, 2/15/2015
 Runs: 2, four times
 Hits: 3, twice
 RBI: 3, vs. Rutgers, 2/13/2015
 Walks: 2, six times
 Steals: 1, twice
 Hitting Streak: 6 games

28 • MALIK ROSIER OF

- 6-3 • 213 • FR • Mobile, AL • Faith Academy
- Had pinch hit single versus Army (3/17)
 - Had first career hits - two-RBI 1B & solo HR - 2/15/15 vs. Rutgers
 - Four-year letterman at Faith Academy, speedy & can hit for power
 - Played catcher first three seasons before switching to outfield
 - Hit over .400 junior season as starting catcher for Rams
 - Also playing quarterback for football team at Miami

CAREER STATISTICS

YEAR	AVG	GP-GS	AB	R	H	2B	3B	HR	RBI	SB-A
2015	.6500	5-0	6	1	3	0	0	1	3	0-0

CAREER HIGHS

At Bats: 3, vs. Rutgers, 2/15/2015
 Runs: 1, vs. Rutgers, 2/15/2015
 Hits: 2, vs. Rutgers, 2/15/2015
 RBI: 3, vs. Rutgers, 2/15/2015
 Walks: N/A
 Steals: N/A
 Hitting Streak: N/A

8 • DAVID THOMPSON INF

- 6-2 • 220 • JR • Miami, FL • Westminster Christian
- Riding career-best 19-game hitting streak into Friday's opener
 - Leads team and ranks third nationwide with 40 RBI
 - Named ACC Co-POTW on 3/23 after hitting .389 w/4 HR, 13 RBI in UM's 3-1 week; slugged 1.278 in four games, added 2 2B, 1 3B
 - Recognized as NCBWA National Hitter of the Week on 3/16
 - Has started all 30 games of season - 20 at 3B, 1 at DH, 9 at 1B
 - Preseason All-America second-team selection by *Baseball America*
 - Developed blood clot in arm midway through '14, missed 32 games
 - Earned Freshman All-America honors from *Perfect Game* in 2013
 - Was the first three-time *Miami Herald* Athlete of the Year winner
 - State home run leader for single season (19) and career (55), breaking records set by Alex Rodriguez at same school/ballpark

CAREER STATISTICS

YEAR	AVG	GP-GS	AB	R	H	2B	3B	HR	RBI	SB-A
2015	.353	30-30	116	24	41	9	2	8	40	1-3
2014	.278	30-30	108	15	30	6	1	0	15	0-1
2013	.286	52-51	182	22	52	14	0	6	46	3-5

CAREER .303 112-111 406 61 123 29 3 14 101 4-9

CAREER HIGHS

At Bats: 6, twice
 Runs: 3, twice
 Hits: 3, twice
 RBI: 6, vs. FGCU, 3/10/2015
 Walks: 2, three times
 Steals: 1, four times
 Hitting Streak: 19 games (current)

10 • JUSTIN SMITH OF

- 6-2 • 205 • FR • St. John's, FL • Bartram Trail
- Went 1-for-4 in last start in outfield vs. Army (3/17)
 - Made first start of career Saturday vs. NC State (3/14)
 - Connected for pinch hit single vs. Stetson (3/11)
 - Had first career hit in first career at bat vs. Rutgers (2/14/2015)
 - Saw action in three games vs. Rutgers, scored two runs
 - Ranked No. 51 national high school prospect by *Perfect Game*
 - Ranked No. 43 high school prospect by *Baseball America*
 - Named *Perfect Game* First Team All-American from 2011-14

CAREER STATISTICS

YEAR	AVG	GP-GS	AB	R	H	2B	3B	HR	RBI	SB-A
2015	.235	10-2	17	3	4	0	0	0	0	0-0

CAREER HIGHS

At Bats: 4, vs. Army, 3/17/2015
 Runs: 1, three times
 Hits: 1, three times
 RBI: N/A
 Walks: 1, twice
 Steals: N/A
 Hitting Streak: N/A



**2015 Miami Hurricanes Baseball
Overall Statistics for Miami (FL) (as of Apr 03, 2015)
(All games Sorted by Batting avg)**



Record: 21-9 Home: 14-2 Away: 7-7 ACC: 8-4

Player	avg	gp-gs	ab	r	h	2b	3b	hr	rbi	tb	slg%	bb	hp	so	gdp	ob%	sf	sh	sb-att	po	a	e	fld%
David Thompson	.353	30-30	116	24	41	9	2	8	40	78	.672	18	3	11	3	.443	3	2	1-3	97	55	5	.968
George Iskenderian	.339	30-30	115	30	39	6	1	2	26	53	.461	15	4	23	1	.423	3	1	10-10	31	68	10	.908
Garrett Kennedy	.329	27-22	79	17	26	6	0	3	14	41	.519	18	0	10	2	.449	1	2	0-0	89	8	0	1.000
Christopher Barr	.297	24-21	74	14	22	5	1	0	6	29	.392	7	3	17	3	.381	0	3	5-5	171	13	2	.989
Ricky Eusebio	.293	30-30	99	34	29	7	2	2	11	46	.465	23	11	19	1	.470	1	4	11-12	71	1	0	1.000
Willie Abreu	.272	29-29	103	17	28	3	0	1	21	34	.330	11	3	19	3	.359	0	4	3-3	58	5	0	1.000
Carl Chester	.271	29-29	118	23	32	5	1	4	14	51	.432	11	6	27	2	.363	0	4	8-11	40	2	2	.955
Zack Collins	.267	29-29	101	26	27	6	2	3	18	46	.455	28	4	28	3	.440	1	0	6-6	131	12	2	.986
Johnny Ruiz	.247	26-20	73	7	18	0	1	0	13	20	.274	3	0	15	1	.269	2	3	0-0	42	63	3	.972

Malik Rosier	.500	5-0	6	1	3	0	0	1	3	6	1.000	0	1	1	0	.571	0	0	0-0	3	0	0	1.000
Peter Crocitto	.375	5-0	8	2	3	1	0	0	0	4	.500	0	0	3	0	.375	0	0	0-0	6	1	0	1.000
Sebastian Diaz	.364	7-3	11	3	4	0	0	0	3	4	.364	1	0	6	0	.385	1	0	1-1	7	5	3	.800
Brandon Lopez	.308	13-11	39	4	12	2	1	0	7	16	.410	5	2	6	0	.413	0	2	0-0	14	37	5	.911
Edgar Michelangeli	.250	20-10	44	4	11	3	0	0	3	14	.318	8	0	13	1	.365	0	2	1-1	18	18	2	.947
Justin Smith	.235	10-2	17	3	4	0	0	0	0	4	.235	2	2	6	0	.381	0	0	0-0	2	0	0	1.000
Jacob Heyward	.200	19-4	25	7	5	1	0	0	2	6	.240	6	2	7	0	.394	0	0	0-1	6	0	0	1.000
Totals	.296	30	1028	216	304	54	11	24	181	452	.440	156	41	211	20	.405	12	27	46-53	801	330	40	.966
Opponents	.255	30	1006	129	257	47	5	13	108	353	.351	104	25	212	17	.337	10	22	25-38	779	265	52	.953

LOB - Team (272), Opp (237). DPs turned - Team (21), Opp (24). CI - Team (0), Opp (3). IBB - Team (2), Iskenderian 1, Collins, Z. 1, Opp (6). Picked off - Chester, C. 2, Michelangeli 1, Collins, Z. 1, Thompson, D. 1.

(All games Sorted by Earned run avg)

Player	era	w-l	app	gs	cg	sho	sv	ip	h	r	er	bb	so	2b	3b	hr	b/avg	wp	hp	bk	sfa	sha	
Thomas Woodrey	2.41	3-1	6	6	0	0/0	0	37.1	40	24	10	7	19	7	2	4	.274	0	4	1	2	5	
Danny Garcia	2.76	5-1	10	7	0	0/1	0	49.0	51	18	15	9	49	4	1	4	.274	1	3	0	1	2	
Enrique Sosa	5.14	3-3	7	7	0	0/0	0	35.0	41	22	20	15	32	8	0	3	.293	5	4	0	2	1	

Andy Honiotes	0.00	0-0	4	0	0	0/0	0	4.1	3	0	0	4	3	0	0	0	.231	0	1	0	0	0	
Daniel Brigg	1.77	1-0	10	0	0	0/0	0	20.1	10	4	4	6	16	5	0	0	.145	1	1	0	0	0	
Bryan Garcia	1.93	3-1	14	0	0	0/1	5	18.2	11	5	4	9	14	1	0	0	.183	3	0	0	0	4	
Sam Abrams	2.25	0-0	5	0	0	0/1	0	8.0	9	2	2	6	2	3	0	0	.300	0	2	0	1	1	
Michael Mediavilla	2.51	0-1	15	0	0	0/1	0	14.1	7	6	4	6	20	4	0	0	.152	2	1	0	2	4	
Andrew Suarez	2.84	2-0	4	4	0	0/1	0	19.0	22	7	6	7	15	4	0	2	.289	1	1	0	0	1	
Cooper Hammond	2.95	3-1	15	0	0	0/0	2	18.1	20	7	6	5	16	3	0	0	.282	0	4	0	0	3	
Jesse Lepore	3.38	0-0	6	0	0	0/1	0	8.0	8	5	3	7	2	1	0	0	.250	1	0	1	0	0	
Ryan Otero	4.42	0-0	9	2	0	0/0	1	18.1	14	10	9	5	9	4	1	0	.206	1	3	0	2	0	
Derik Beauprez	9.82	1-1	10	3	0	0/0	0	14.2	17	16	16	17	15	3	0	0	.283	4	1	1	0	1	
Daniel Sayles	10.80	0-0	5	1	0	0/0	0	1.2	4	3	2	1	0	0	1	0	.444	0	0	0	0	0	
Totals	3.40	21-9	30	30	0	2/2	8	267.0	257	129	101	104	212	47	5	13	.255	19	25	3	10	22	
Opponents	5.79	9-21	30	30	1	0/0	2	259.2	304	216	167	156	211	54	11	24	.296	34	41	2	12	27	

PB - Team (3), Collins, Z. 3, Opp (9). Pickoffs - Team (8), Garcia, D. 4, Suarez, A. 2, Woodrey, T. 1, Collins, Z. 1, Opp (5).SBA/ATT - Collins, Z. (21-27), Hammond, C. (9-10), Kennedy, G. (4-9), Beauprez, D. (5-5), Sosa, E. (2-5), Garcia, D. (0-3), Sayles, D. (2-2), Honiotes, A. (0-2), Garcia, B. (1-2), Suarez, A. (2-2), Abrams, S. (2-2), Otero, R. (2-2), Woodrey, T. (0-2), Mediavilla (0-1).



**2015 Miami Hurricanes Baseball
Overall Statistics for Miami (FL) (as of Apr 03, 2015)
(All games Sorted by Fielding pct)**



Player	c	po	a	e	fld%	dp	sba	csb	sba%	pb	ci
Garrett Kennedy	97	89	8	0	1.000	0	4	5	.444	0	0
Ricky Eusebio	72	71	1	0	1.000	1	0	0	---	0	0
Willie Abreu	63	58	5	0	1.000	1	0	0	---	0	0
Thomas Woodrey	9	3	6	0	1.000	0	0	2	.000	0	0
Peter Crocitto	7	6	1	0	1.000	0	0	0	---	0	0
Jacob Heyward	6	6	0	0	1.000	0	0	0	---	0	0
Ryan Otero	5	3	2	0	1.000	0	2	0	1.000	0	0
Michael Mediavilla	4	0	4	0	1.000	0	0	1	.000	0	0
Sam Abrams	3	1	2	0	1.000	0	2	0	1.000	0	0
Daniel Briggi	3	1	2	0	1.000	0	0	0	---	0	0
Cooper Hammond	3	1	2	0	1.000	0	9	1	.900	0	0
Malik Rosier	3	3	0	0	1.000	0	0	0	---	0	0
Justin Smith	2	2	0	0	1.000	0	0	0	---	0	0
Christopher Barr	186	171	13	2	.989	10	0	0	---	0	0
Zack Collins	145	131	12	2	.986	1	21	6	.778	3	0
Johnny Ruiz	108	42	63	3	.972	11	0	0	---	0	0
David Thompson	157	97	55	5	.968	9	0	0	---	0	0
Carl Chester	44	40	2	2	.955	0	0	0	---	0	0
Edgar Michelangeli	38	18	18	2	.947	7	0	0	---	0	0
Danny Garcia	15	0	14	1	.933	0	0	3	.000	0	0
Brandon Lopez	56	14	37	5	.911	7	0	0	---	0	0
George Iskenderian	109	31	68	10	.908	9	0	0	---	0	0
Andrew Suarez	6	0	5	1	.833	0	2	0	1.000	0	0
Bryan Garcia	6	1	4	1	.833	1	1	1	.500	0	0
Sebastian Diaz	15	7	5	3	.800	2	0	0	---	0	0
Derik Beauprez	6	3	1	2	.667	0	5	0	1.000	0	0
Enrique Sosa	3	2	0	1	.667	0	2	3	.400	0	0
Andy Honiotes	0	0	0	0	.000	0	0	2	.000	0	0
Jesse Lepore	0	0	0	0	.000	0	0	0	---	0	0
Daniel Sayles	0	0	0	0	.000	0	2	0	1.000	0	0
Totals	1171	801	330	40	.966	21	25	13	.658	3	0
Opponents	1096	779	265	52	.953	24	46	7	.868	9	3

Hitting minimums - 23 Games 1 AB
Pitching minimums - 1 Games 1.0 IP/Game



2015 Miami Hurricanes Baseball
Conference statistics for Miami (FL) (as of Apr 03, 2015)
(ACC games only Sorted by Batting avg)



Record: 8-4 Home: 3-0 Away: 5-4 ACC: 8-4

Player	avg	gp-gs	ab	r	h	2b	3b	hr	rbi	tb	slg%	bb	hp	so	gdp	ob%	sf	sh	sb-att	po	a	e	fld%
Garrett Kennedy	.351	11-10	37	7	13	1	0	2	7	20	.541	9	0	5	1	.468	1	0	0-0	36	2	0	1.000
David Thompson	.348	12-12	46	7	16	5	1	4	16	35	.761	7	1	5	1	.429	2	1	0-0	37	23	1	.984
George Iskenderian	.346	12-12	52	11	18	3	0	1	11	24	.462	2	1	10	0	.375	1	1	4-4	16	28	5	.898
Christopher Barr	.290	9-9	31	6	9	2	1	0	1	13	.419	3	0	6	1	.353	0	3	1-1	72	5	0	1.000
Zack Collins	.279	12-12	43	9	12	2	0	1	4	17	.395	13	0	13	1	.439	1	0	2-2	40	5	1	.978
Johnny Ruiz	.278	12-11	36	2	10	0	0	0	5	10	.278	3	0	7	0	.317	2	2	0-0	23	33	1	.982
Willie Abreu	.244	12-12	45	8	11	1	0	0	9	12	.267	4	0	12	2	.306	0	1	1-1	28	3	0	1.000
Ricky Eusebio	.238	12-12	42	12	10	3	0	2	5	19	.452	6	6	10	1	.407	0	3	3-4	31	0	0	1.000
Carl Chester	.222	12-12	45	9	10	3	0	1	5	16	.356	6	3	13	1	.352	0	4	2-2	22	1	1	.958

Peter Crocitto	1.000	1-0	1	1	1	0	0	0	0	1	1.000	0	0	0	0	1.000	0	0	0-0	0	1	0	1.000
Brandon Lopez	.417	5-3	12	2	5	1	1	0	3	8	.667	2	1	1	0	.533	0	1	0-0	3	11	2	.875
Jacob Heyward	.167	8-1	6	3	1	0	0	0	0	1	.167	2	1	2	0	.444	0	0	0-0	3	0	0	1.000
Sebastian Diaz	.167	3-1	6	1	1	0	0	0	1	1	.167	0	0	5	0	.167	0	0	0-0	2	3	3	.625
Justin Smith	.000	3-1	5	1	0	0	0	0	0	0	.000	1	1	3	0	.286	0	0	0-0	2	0	0	1.000
Edgar Michelangeli	.000	3-0	4	0	0	0	0	0	0	0	.000	1	0	2	0	.200	0	0	0-0	1	0	0	1.000
Totals	.285	12	411	79	117	21	3	11	67	177	.431	59	14	94	8	.387	7	16	13-14	322	134	14	.970
Opponents	.264	12	409	58	108	25	2	4	51	149	.364	51	11	73	4	.358	4	14	12-15	324	100	16	.964

LOB - Team (107), Opp (109). DPs turned - Team (6), Opp (10). CI - Team (0), Opp (3). IBB - Team (1), Collins, Z. 1, Opp (5).
 Picked off - Thompson, D. 1, Collins, Z. 1.

(ACC games only Sorted by Earned run avg)

Player	era	w-l	app	gs	cg	sho	sv	ip	h	r	er	bb	so	2b	3b	hr	b/avg	wp	hp	bk	sfa	sha	
Bryan Garcia	2.19	2-1	8	0	0	0/1	2	12.1	7	4	3	8	9	1	0	0	.171	2	0	0	0	4	
Andrew Suarez	2.57	2-0	3	3	0	0/1	0	14.0	14	5	4	5	12	3	0	1	.255	1	1	0	0	1	
Thomas Woodrey	2.89	1-1	3	3	0	0/0	0	18.2	21	12	6	2	11	4	2	1	.288	0	2	1	0	5	
Enrique Sosa	8.31	2-2	4	4	0	0/0	0	17.1	27	17	16	8	14	5	0	2	.355	5	2	0	1	1	

Danny Garcia	0.00	0-0	2	0	0	0/0	0	5.2	4	0	0	0	2	1	0	0	.222	0	0	0	1	0	
Ryan Otero	0.00	0-0	2	0	0	0/0	0	4.0	0	0	0	0	2	0	0	0	.000	0	0	0	0	0	
Jesse Lepore	0.00	0-0	1	0	0	0/0	0	1.0	1	0	0	1	1	0	0	0	.250	0	0	0	0	0	
Sam Abrams	2.25	0-0	4	0	0	0/1	0	8.0	9	2	2	5	2	3	0	0	.300	0	2	0	1	1	
Cooper Hammond	2.25	1-0	6	0	0	0/0	1	8.0	9	2	2	3	7	2	0	0	.290	0	3	0	0	0	
Daniel Braggi	3.52	0-0	5	0	0	0/0	0	7.2	5	3	3	4	1	3	0	0	.179	0	1	0	0	0	
Michael Mediavilla	3.86	0-0	7	0	0	0/0	0	7.0	4	5	3	5	8	2	0	0	.174	1	0	0	1	2	
Daniel Sayles	13.50	0-0	2	1	0	0/0	0	0.2	3	2	1	1	0	0	0	0	.600	0	0	0	0	0	
Derik Beauprez	18.00	0-0	3	1	0	0/0	0	3.0	4	6	6	9	4	1	0	0	.308	1	0	0	0	0	
Totals	3.86	8-4	12	12	0	1/1	3	107.1	108	58	46	51	73	25	2	4	.264	10	11	1	4	14	
Opponents	4.67	4-8	12	12	0	0/0	1	108.0	117	79	56	59	94	21	3	11	.285	13	14	1	7	16	

PB - Team (0), Opp (4). Pickoffs - Team (1), Suarez, A. 1, Opp (2). SBA/ATT - Collins, Z. (10-12), Hammond, C. (3-4), Kennedy, G. (2-3), Abrams, S. (2-2), Sayles, D. (2-2), Sosa, E. (1-2), Suarez, A. (2-2), Beauprez, D. (1-1), Mediavilla (0-1), Garcia, B. (1-1).



2015 Miami Hurricanes Baseball
Conference statistics for Miami (FL) (as of Apr 03, 2015)
(ACC games only Sorted by Fielding pct)



Player	c	po	a	e	fld%	dp	sba	csb	sba%	pb	ci
Christopher Barr	77	72	5	0	1.000	3	0	0	---	0	0
Garrett Kennedy	38	36	2	0	1.000	0	2	1	.667	0	0
Ricky Eusebio	31	31	0	0	1.000	0	0	0	---	0	0
Willie Abreu	31	28	3	0	1.000	1	0	0	---	0	0
Bryan Garcia	5	1	4	0	1.000	1	1	0	1.000	0	0
Andrew Suarez	4	0	4	0	1.000	0	2	0	1.000	0	0
Thomas Woodrey	4	1	3	0	1.000	0	0	0	---	0	0
Daniel Braggi	3	1	2	0	1.000	0	0	0	---	0	0
Sam Abrams	3	1	2	0	1.000	0	2	0	1.000	0	0
Jacob Heyward	3	3	0	0	1.000	0	0	0	---	0	0
Michael Mediavilla	2	0	2	0	1.000	0	0	1	.000	0	0
Justin Smith	2	2	0	0	1.000	0	0	0	---	0	0
Danny Garcia	1	0	1	0	1.000	0	0	0	---	0	0
Enrique Sosa	1	1	0	0	1.000	0	1	1	.500	0	0
Peter Crocitto	1	0	1	0	1.000	0	0	0	---	0	0
Cooper Hammond	1	0	1	0	1.000	0	3	1	.750	0	0
Edgar Michelangeli	1	1	0	0	1.000	0	0	0	---	0	0
Ryan Otero	1	1	0	0	1.000	0	0	0	---	0	0
David Thompson	61	37	23	1	.984	2	0	0	---	0	0
Johnny Ruiz	57	23	33	1	.982	4	0	0	---	0	0
Zack Collins	46	40	5	1	.978	1	10	2	.833	0	0
Carl Chester	24	22	1	1	.958	0	0	0	---	0	0
George Iskenderian	49	16	28	5	.898	3	0	0	---	0	0
Brandon Lopez	16	3	11	2	.875	1	0	0	---	0	0
Sebastian Diaz	8	2	3	3	.625	0	0	0	---	0	0
Daniel Sayles	0	0	0	0	.000	0	2	0	1.000	0	0
Jesse Lepore	0	0	0	0	.000	0	0	0	---	0	0
Derik Beauprez	0	0	0	0	.000	0	1	0	1.000	0	0
Totals	470	322	134	14	.970	6	12	3	.800	0	0
Opponents	440	324	100	16	.964	10	13	1	.929	4	3

Hitting minimums - 9 Games 1 AB
Pitching minimums - 1 Games 1.0 IP/Game

STARTERS SUMMARY

Player	GS	Position											Batting Order									
		p	c	1b	2b	3b	ss	lf	cf	rf	of	dh	1st	2nd	3rd	4th	5th	6th	7th	8th	9th	
Ricky Eusebio	30	30	.	.	.	1	29
David Thompson	30	.	.	9	.	20	1	.	.	3	6	11	9	1	.	.	
George Iskenderia	30	.	.	.	1	10	19	9	8	3	6	4	.	.	
Willie Abreu	29	29	.	.	.	5	15	5	4	.	.	
Zack Collins	29	.	17	12	.	.	18	11	
Carl Chester	29	29	29	
Garrett Kennedy	22	.	13	9	.	.	.	1	9	12	.	.	
Christopher Barr	21	.	.	21	1	12	8	
Johnny Ruiz	20	.	.	.	20	6	14	
Brandon Lopez	11	11	2	3	6	
Edgar Michelangel	10	.	.	.	7	3	6	4	.	
Enrique Sosa	7	7	
Danny Garcia	7	7	
Thomas Woodrey	6	6	
Andrew Suarez	4	4	
Jacob Heyward	4	1	.	3	3	1	
Derik Beauprez	3	3	
Sebastian Diaz	3	.	.	.	2	1	2	1	
Ryan Otero	2	2	
Justin Smith	2	1	1	1	1	.	.	
Daniel Sayles	1	1	

Starting Lineup By Position
(Team W-L record when starter)

PITCHER:		
Enrique Sosa	7	(4-3)
Danny Garcia	7	(6-1)
Thomas Woodrey	6	(5-1)
Andrew Suarez	4	(4-0)
Derik Beauprez	3	(0-3)
Ryan Otero	2	(1-1)
Daniel Sayles	1	(1-0)
CATCHER:		
Zack Collins	17	(13-4)
Garrett Kennedy	13	(8-5)
FIRST BASE:		
Christopher Barr	21	(16-5)
David Thompson	9	(5-4)
SECOND BASE:		
Johnny Ruiz	20	(13-7)
Edgar Michelangeli	7	(5-2)
Sebastian Diaz	2	(2-0)
George Iskenderian	1	(1-0)
THIRD BASE:		
David Thompson	20	(15-5)
George Iskenderian	10	(6-4)
SHORTSTOP:		
George Iskenderian	19	(14-5)
Brandon Lopez	11	(7-4)
LEFT FIELD:		
Carl Chester	29	(20-9)
Justin Smith	1	(1-0)
CENTER FIELD:		
Ricky Eusebio	30	(21-9)
RIGHT FIELD:		
Willie Abreu	29	(20-9)
Jacob Heyward	1	(1-0)
DESIGNATED HITTER:		
Zack Collins	12	(7-5)
Garrett Kennedy	9	(6-3)
Edgar Michelangeli	3	(3-0)
Jacob Heyward	3	(2-1)
David Thompson	1	(1-0)
Justin Smith	1	(1-0)
Sebastian Diaz	1	(1-0)

Starting Lineup By Lineup Spot
(Team W-L record when starter)

LEADOFF:	
Carl Chester	29 (20-9)
Ricky Eusebio	1 (1-0)
2ND SPOT:	
Ricky Eusebio	29 (20-9)
Christopher Barr	1 (1-0)
3RD SPOT:	
Zack Collins	18 (13-5)
George Iskenderian	9 (6-3)
David Thompson	3 (2-1)
CLEANUP:	
Zack Collins	11 (7-4)
George Iskenderian	8 (6-2)
David Thompson	6 (5-1)
Willie Abreu	5 (3-2)
5TH SPOT:	
Willie Abreu	15 (11-4)
David Thompson	11 (7-4)
George Iskenderian	3 (2-1)
Garrett Kennedy	1 (1-0)
6TH SPOT:	
Garrett Kennedy	9 (6-3)
David Thompson	9 (7-2)
George Iskenderian	6 (3-3)
Willie Abreu	5 (4-1)
Justin Smith	1 (1-0)
7TH SPOT:	
Garrett Kennedy	12 (7-5)
Edgar Michelangeli	6 (6-0)
Willie Abreu	4 (2-2)
George Iskenderian	4 (4-0)
Brandon Lopez	2 (1-1)
David Thompson	1 (0-1)
Justin Smith	1 (1-0)
8TH SPOT:	
Christopher Barr	12 (9-3)
Johnny Ruiz	6 (4-2)
Edgar Michelangeli	4 (2-2)
Brandon Lopez	3 (2-1)
Jacob Heyward	3 (2-1)
Sebastian Diaz	2 (2-0)
9TH SPOT:	
Johnny Ruiz	14 (9-5)
Christopher Barr	8 (6-2)
Brandon Lopez	6 (4-2)
Sebastian Diaz	1 (1-0)
Jacob Heyward	1 (1-0)



**2015 Miami Hurricanes Baseball
Games Summary for Miami (FL) (as of Apr 03, 2015)
(All games)**



Score by innings	1	2	3	4	5	6	7	8	9	EX	Total
Miami (FL)	31	32	31	33	20	16	17	18	15	3	216
Opponents	19	22	19	15	8	12	11	12	10	1	129

Record when ...

Overall	21-9	After 6 leading	16-1
Conference	8-4 trailing	3-6
Non-Conference	13-5 tied	2-2
Home games	14-2	After 7 leading	15-0
Away games	7-7 trailing	3-7
Neutral site	0-0 tied	3-2
Day games	6-7	After 8 leading	16-0
Night games	15-2 trailing	3-7
vs Left starter	9-2 tied	2-2
vs Right starter	12-7		
1-Run games	5-3	Hit 0 home runs	8-7
2-Run games	1-1	... 1 home run	7-2
5+Run games	11-4	... 2+ home runs	6-0
Extra innings	2-0		
Shutouts	2-0	Opponent 0 home runs	13-6
	 1 home run	7-2
Scoring 0-2 runs	0-2 2+ HRs	1-1
..... 3-5 runs	6-5		
..... 6-9 runs	10-2	Made 0 errors	4-2
..... 10+ runs	5-0 1 error	10-3
	 2+ errors	7-4
Opponent 0-2 runs	8-1		
..... 3-5 runs	11-3	Opp. made 0 errors	4-3
..... 6-9 runs	2-2 1 error	4-4
..... 10+ runs	0-3 2+ errors	13-2
Scored in 1st inning	11-2	Out-hit opponent	16-1
Opp. scored in 1st	5-6	Out-hit by opponent	5-8
Scores first	15-3	Hits are tied	0-0
Opp. scores first	6-6		

Record when team scores:

Runs	0	1	2	3	4	5	6	7	8	9	10+
W-L	0-0	0-2	0-0	1-3	3-2	2-0	1-2	3-0	1-0	5-0	5-0

Record when opponent scores:

Runs	0	1	2	3	4	5	6	7	8	9	10+
W-L	2-0	1-0	5-1	7-0	2-1	2-2	0-0	2-0	0-1	0-1	0-3

Record when leading after:

Inn.	1	2	3	4	5	6	7	8
W-L	11-1	14-1	15-1	16-0	16-1	16-1	15-0	16-0

Record when trailing after:

Inn.	1	2	3	4	5	6	7	8
W-L	3-6	5-7	3-5	3-7	4-7	3-6	3-7	3-7

Record when tied after:

Inn.	1	2	3	4	5	6	7	8
W-L	7-2	2-1	3-3	2-2	1-1	2-2	3-2	2-2

Current winning streak: 1
 Longest winning streak: 8
 Longest losing streak: 2

Home attendance : 38283 (16 dates avg = 2392)

Away attendance : 29387 (14 dates avg = 2099)

Total attendance: 67670 (30 dates avg = 2255)



**2015 Miami Hurricanes Baseball
Miscellaneous Stats for Miami (FL) (as of Apr 03, 2015)
(All games)**



Multiple Hit Games	2	3	4	5+	Total
David Thompson	6	3	1	-	10
George Iskenderian	5	3	1	-	9
Zack Collins	7	1	-	-	8
Carl Chester	5	2	-	-	7
Ricky Eusebio	6	1	-	-	7
Willie Abreu	6	-	1	-	7
Christopher Barr	5	1	-	-	6
Garrett Kennedy	5	1	-	-	6
Johnny Ruiz	4	-	-	-	4
Brandon Lopez	1	1	-	-	2
Edgar Michelangeli	1	-	-	-	1
Malik Rosier	1	-	-	-	1
TEAM	52	13	3	0	68

Multiple RBI Games	2	3	4	5+	Total
David Thompson	5	-	1	3	9
George Iskenderian	4	3	-	-	7
Willie Abreu	5	1	-	-	6
Garrett Kennedy	4	1	-	-	5
Zack Collins	1	3	-	-	4
Ricky Eusebio	1	1	-	-	2
Johnny Ruiz	1	1	-	-	2
Malik Rosier	-	1	-	-	1
Christopher Barr	1	-	-	-	1
Carl Chester	1	-	-	-	1
Jacob Heyward	1	-	-	-	1
Edgar Michelangeli	1	-	-	-	1
Brandon Lopez	-	1	-	-	1
TEAM	25	12	1	3	41

Hitting Streaks	Longest	Current
David Thompson	19	19
George Iskenderian	12	3
Garrett Kennedy	11	1
Willie Abreu	7	1
Carl Chester	7	-
Christopher Barr	5	2
Ricky Eusebio	5	1
Zack Collins	5	1
Brandon Lopez	4	2
Edgar Michelangeli	4	-
Jacob Heyward	3	3
Sebastian Diaz	3	-
Johnny Ruiz	3	-
Malik Rosier	2	-
Peter Crocitto	2	2
Justin Smith	1	1

Reached Base Streaks	Longest	Current
Zack Collins	27	1
George Iskenderian	25	3
David Thompson	22	22
Ricky Eusebio	17	1
Garrett Kennedy	16	2
Carl Chester	12	2
Willie Abreu	8	1
Christopher Barr	7	3
Edgar Michelangeli	5	-
Jacob Heyward	5	5
Johnny Ruiz	5	-
Brandon Lopez	4	2
Justin Smith	4	1
Sebastian Diaz	3	-
Malik Rosier	2	-
Peter Crocitto	2	2



2014 Miami Hurricanes Baseball
#15 Miami Hurricanes at Duke Blue Devils
May 09, 2014 at Durham, N.C. (DBAP)

**Miami Hurricanes 6 (36-14,20-5 ACC)****Duke Blue Devils 1 (30-19,15-10 ACC)**

Player	ab	r	h	rbi	bb	so	po	a	lob
Dale Carey cf	4	1	1	0	0	1	0	0	0
Tyler Palmer lf	2	1	0	0	0	0	1	0	0
Zack Collins 1b	5	2	3	3	0	0	15	0	1
Willie Abreu dh	4	0	2	1	0	1	0	0	3
Alex Hernandez 2b	3	0	0	0	1	1	4	3	0
Edgar Michelangeli 2b	0	0	0	0	0	0	0	0	0
Johnny Ruiz 3b	4	0	0	0	0	3	0	6	0
Brandon Lopez ss	3	1	1	0	1	1	1	4	0
Garrett Kennedy c	4	1	1	0	0	0	3	4	2
Jacob Heyward rf	3	0	0	0	1	2	2	0	0
Chris Diaz p	0	0	0	0	0	0	1	1	0
Cooper Hammond p	0	0	0	0	0	0	0	1	0
Totals	32	6	8	4	3	9	27	19	6

Player	ab	r	h	rbi	bb	so	po	a	lob
Mark Lumpa cf	3	0	0	0	0	2	2	0	0
Cameron Neal ph/cf	1	0	0	0	0	1	1	0	0
Andy Perez 2b	4	0	1	0	0	0	4	4	0
Jordan Betts 3b	3	0	0	0	1	1	0	3	0
Chris Marconcini rf	3	0	0	0	1	0	2	0	1
Aaron Cohn 1b	3	0	0	0	0	1	8	0	0
David Perkins dh	2	1	1	0	1	0	0	0	0
Mike Rosenfeld c	3	0	0	0	0	0	9	0	1
Ryan Deitrich lf	3	0	1	0	0	1	0	0	0
Kenny Koplove ss	3	0	0	0	0	0	1	3	1
Drew Van Orden p	0	0	0	0	0	0	0	0	0
Dillon Haviland p	0	0	0	0	0	0	0	0	0
Kevin Lewallyn p	0	0	0	0	0	0	0	1	0
Totals	28	1	3	0	3	6	27	11	3

Score by Innings	1	2	3	4	5	6	7	8	9	R	H	E
Miami Hurricanes	3	0	0	0	0	1	2	0	0	6	8	1
Duke Blue Devils	0	0	0	0	1	0	0	0	0	1	3	2

E - Ruiz, J.(9); Rosenfeld, M(5); Lewallyn, K.(2). DP - UM 3; DU 4. LOB - UM 6; DU 3. 2B - Collins, Z.(11). 3B - Perkins, D.(1). HR - Collins, Z.(8). HBP - Carey, D.; Palmer, T. 2. SB - Carey, D.(12). Reached on CI - Palmer, T..

Miami Hurricanes	ip	h	r	er	bb	so	ab	bf	np
Chris Diaz	8.0	2	1	1	3	5	25	28	103
Cooper Hammond	1.0	1	0	0	0	1	3	3	8

Duke Blue Devils	ip	h	r	er	bb	so	ab	bf	np
Drew Van Orden	6.2	7	6	5	2	7	23	29	98
Dillon Haviland	0.1	1	0	0	0	1	2	2	7
Kevin Lewallyn	2.0	0	0	0	1	1	7	8	26

Win - Diaz, C. (9-0). Loss - Van Orden, D (5-4). Save - None.

WP - Van Orden, D(10). HBP - by Van Orden, D (Palmer, T.); by Van Orden, D (Palmer, T.); by Van Orden, D (Carey, D.). PB - Kennedy, G.(6). CI - Rosenfeld, M. Pitches/strikes: Diaz, C. 103/60; Hammond, C. 8/5; Van Orden, D 98/62; Haviland, D. 7/5; Lewallyn, K. 26/16.

Umpires - HP: Randy Watkins 1B: Jamie Roebuck 3B: Tony Carilli

Start: 6 p.m. Time: 2:33 Attendance: 437

Weather: 84 degrees, mostly cloudy



2014 Miami Hurricanes Baseball
#15 Miami Hurricanes at Duke Blue Devils
May 10, 2014 at Durham, N.C. (DBAP)



Miami Hurricanes 9 (37-14,21-5 ACC)

Duke Blue Devils 1 (30-20,15-11 ACC)

Player	ab	r	h	rbi	bb	so	po	a	lob
Dale Carey cf	5	1	2	5	0	1	0	0	2
Tyler Palmer lf	4	0	0	0	1	1	2	0	1
Zack Collins c	3	1	1	0	1	0	3	1	0
Carlos Diaz c	1	0	0	0	0	1	0	0	0
Willie Abreu dh	3	0	1	0	1	1	0	0	0
Brad Zunica ph	1	0	0	0	0	1	0	0	0
Alex Hernandez 2b	4	1	1	0	0	1	4	4	2
Edgar Michelangeli ph/2b	1	0	0	0	0	0	0	0	0
Brandon Lopez ss	4	2	2	1	0	1	4	6	0
Johnny Ruiz 3b	2	2	1	0	2	1	2	1	0
Brad Fieger 1b	3	0	1	0	0	2	9	1	0
Jacob Heyward rf	3	2	1	3	1	0	3	0	0
Andrew Suarez p	0	0	0	0	0	0	0	4	0
Thomas Woodrey p	0	0	0	0	0	0	0	0	0
AJ Salcines p	0	0	0	0	0	0	0	0	0
Totals	34	9	10	9	6	10	27	17	5

Player	ab	r	h	rbi	bb	so	po	a	lob
Mark Lumpa cf	4	0	0	0	0	0	2	0	0
Andy Perez 2b	4	0	1	0	0	0	0	3	2
Jordan Betts 3b	3	0	1	0	1	0	1	4	0
Chris Marconcini rf	3	0	1	0	1	1	0	0	1
Aaron Cohn 1b	3	0	1	0	0	0	8	1	2
David Perkins dh	4	0	0	0	0	0	0	0	0
Mike Rosenfeld c	3	1	1	0	1	0	8	4	2
Ryan Deitrich lf	3	0	1	0	0	1	2	0	0
Cristian Perez ph	1	0	0	0	0	0	0	0	0
Kenny Koplove ss	3	0	1	1	0	1	5	0	0
Trent Swart p	0	0	0	0	0	0	1	0	0
Andrew Istler p	0	0	0	0	0	0	0	0	0
Nick Hendrix p	0	0	0	0	0	0	0	0	0
Sarkis Ohanian p	0	0	0	0	0	0	0	0	0
Dillon Haviland p	0	0	0	0	0	0	0	0	0
J.R. Holloway p	0	0	0	0	0	0	0	0	0
Totals	31	1	7	1	3	3	27	12	7

Score by Innings	1	2	3	4	5	6	7	8	9	R	H	E
Miami Hurricanes	0	0	0	0	1	0	2	6	0	9	10	1
Duke Blue Devils	0	0	0	0	1	0	0	0	0	1	7	1

E - Lopez, B.; Rosenfeld, M. DP - UM 3; DU 1. LOB - UM 5; DU 7. 2B - Abreu, W.; Lopez, B.. HR - Carey, D.. SH - Fieger, B.; Cohn, A.. CS - Palmer, T.; Heyward, J..

Miami Hurricanes	ip	h	r	er	bb	so	ab	bf	np
Andrew Suarez	7.0	5	1	1	2	3	25	28	100
Thomas Woodrey	1.0	1	0	0	1	0	3	4	19
AJ Salcines	1.0	1	0	0	0	0	3	3	5

Duke Blue Devils	ip	h	r	er	bb	so	ab	bf	np
Trent Swart	6.1	5	3	2	4	6	21	26	99
Andrew Istler	0.2	1	0	0	0	0	3	3	9
Nick Hendrix	0.1	3	4	4	1	1	4	5	19
Sarkis Ohanian	0.1	1	2	2	1	1	2	3	13
Dillon Haviland	0.1	0	0	0	0	0	1	1	2
J.R. Holloway	1.0	0	0	0	0	2	3	3	10

Win - Suarez, A. (5-2). Loss - Swart, T. (4-2). Save - None.

WP - Istler, A.. Pitches/strikes: Suarez, A. 100/64; Woodrey, T. 19/11; Salcines, A. 5/5; Swart, T. 99/60; Istler, A. 9/5; Hendrix, N. 19/11; Ohanian, S. 13/7; Haviland, D. 2/1; Holloway, J. 10/8.

Umpires - HP: Jamie Roebuck 1B: Tony Carilli 3B: Randy Watkins

Start: 1:05 pm Time: 3:01 Attendance: 506

Weather: 81 degrees, cloudy



2014 Miami Hurricanes Baseball
#15 Miami Hurricanes at Duke Blue Devils
May 11, 2014 at Durham, N.C. (DBAP)

**Miami Hurricanes 4 (38-14,22-5 ACC)****Duke Blue Devils 3 (30-21,15-12 ACC)**

Player	ab	r	h	rbi	bb	so	po	a	lob
Dale Carey cf	5	1	3	1	0	0	2	0	1
Tyler Palmer lf	4	2	2	1	0	1	3	0	0
Zack Collins c	4	0	1	1	0	3	5	0	1
Willie Abreu dh	4	0	1	0	0	3	0	0	1
John Lawroski pr	0	0	0	0	0	0	0	0	0
Brandon Lopez ss	4	0	1	1	0	1	1	4	0
Alex Hernandez 2b	4	0	0	0	0	0	2	1	3
Johnny Ruiz 3b	3	0	0	0	1	0	1	2	0
Brad Fieger 1b	3	1	0	0	0	0	8	2	0
Jacob Heyward rf	2	0	0	0	1	0	3	0	0
Bryan Radziewski p	0	0	0	0	0	0	2	2	0
Bryan Garcia p	0	0	0	0	0	0	0	1	0
Totals	33	4	8	4	2	8	27	12	6

Player	ab	r	h	rbi	bb	so	po	a	lob
Mark Lumpa cf	4	1	0	0	1	1	0	0	0
Andy Perez 2b	3	1	3	0	0	0	3	4	0
Jordan Betts 3b	5	0	3	0	0	0	1	2	0
Chris Marconcini rf	5	0	0	0	0	0	1	0	3
Aaron Cohn 1b	3	0	1	2	1	1	10	1	2
David Perkins dh	3	1	1	0	0	0	0	0	0
Mike Rosenfeld c	3	0	2	1	1	0	8	0	2
Ryan Deitrich lf	4	0	0	0	0	2	1	0	1
Kenny Koplove ss	3	0	0	0	0	1	2	3	0
Matt Berezo ph/ss	1	0	0	0	0	0	0	0	2
Michael Matuella p	0	0	0	0	0	0	0	2	0
Andrew Istler p	0	0	0	0	0	0	1	0	0
Robert Huber p	0	0	0	0	0	0	0	0	0
Totals	34	3	10	3	3	5	27	12	10

Score by Innings	1	2	3	4	5	6	7	8	9	R	H	E
Miami Hurricanes	0	0	1	0	0	2	0	1	0	4	8	2
Duke Blue Devils	0	1	2	0	0	0	0	0	0	3	10	3

E - Ruiz, J.; Radziewski; Rosenfeld, M 2; Koplove, K.. DP - DU 2. LOB - UM 6; DU 10. 2B - Carey, D.; Palmer, T.; Collins, Z.. 3B - Rosenfeld, M. HBP - Perez, A.. SH - Heyward, J.; Perez, A.; Perkins, D.. SB - Carey, D. 2; Palmer, T.; Perez, A.; Betts, J.. CS - Rosenfeld, M. Reached on CI - Fieger, B..

Miami Hurricanes	ip	h	r	er	bb	so	ab	bf	np
Bryan Radziewski	7.0	10	3	2	1	4	29	31	92
Bryan Garcia	2.0	0	0	0	2	1	5	9	40

Duke Blue Devils	ip	h	r	er	bb	so	ab	bf	np
Michael Matuella	6.0	5	3	2	1	7	21	24	105
Andrew Istler	1.2	2	1	1	0	1	7	7	25
Robert Huber	1.1	1	0	0	1	0	5	6	19


Win - Radziewski (6-2). Loss - Istler, A. (8-6). Save - Garcia, B. (14).

HBP - by Radziewski (Perez, A.). CI - Rosenfeld, M. Pitches/strikes: Radziewski 92/60; Garcia, B. 40/23; Matuella, M. 105/65; Istler, A. 25/17; Huber, R. 19/11.

Umpires - HP: Tony Carilli 1B: Randy Watkins 3B: Jamie Roebuck


Start: 12:06 pm Time: 3:06 Attendance: 488

Weather: 80 degrees, mostly sunny



2014 ACC Baseball Championship #6 Miami vs Duke

May 24, 2014 at Greensboro, N.C. (NewBridge Bank Park)



Miami 6 (41-17)

Duke 5 (33-25)

Player	ab	r	h	rbi	bb	so	po	a	lob
Dale Carey cf	4	1	1	0	0	1	4	0	2
Tyler Palmer lf	6	0	1	1	0	2	2	0	1
Zack Collins c	6	2	3	1	0	1	14	0	0
David Thompson 1b	4	1	1	0	2	0	9	1	1
Willie Abreu dh	4	0	1	1	0	2	0	0	1
John Lawroski pr/dh	0	0	0	0	0	0	0	0	0
Brad Fieger ph	1	0	0	0	0	0	0	0	1
Brandon Lopez ss	4	0	0	1	0	0	1	3	1
Alex Hernandez 2b	5	0	1	0	0	1	0	4	0
Johnny Ruiz 3b	4	0	2	0	0	0	2	0	0
Jacob Heyward rf	4	2	3	0	0	0	2	0	0
Bryan Radziewski p	0	0	0	0	0	0	2	2	0
Thomas Woodrey p	0	0	0	0	0	0	0	1	0
Bryan Garcia p	0	0	0	0	0	0	0	0	0
Cooper Hammond p	0	0	0	0	0	0	0	1	0
Javi Salas p	0	0	0	0	0	0	0	0	0
Totals	42	6	13	4	2	7	36	12	7

Player	ab	r	h	rbi	bb	so	po	a	lob
Mark Lumpa cf	4	1	0	1	2	1	3	0	1
Andy Perez 2b	6	0	1	0	0	0	3	3	3
Jordan Betts 3b	4	1	0	0	2	2	2	3	0
Chris Marconcini 1b	6	0	3	1	0	1	10	1	1
Ryan Deitrich rf	5	1	1	0	0	0	5	0	2
Mike Rosenfeld c	6	0	2	1	0	2	8	2	1
Matt Berezo dh/ss	5	1	1	0	1	2	0	0	2
David Perkins lf	3	0	1	0	0	2	1	0	0
Grant McCabe ph/lf	2	0	1	0	0	1	1	0	0
Kenny Koplove ss	3	0	1	0	0	1	2	1	0
Cristian Perez ph	1	1	1	2	0	0	0	0	0
Cameron Neal ph	1	0	0	0	0	0	0	0	0
Andrew Istler p	0	0	0	0	0	0	0	1	0
Trent Swart p	0	0	0	0	0	0	1	2	0
Nick Hendrix p	0	0	0	0	0	0	0	0	0
Robert Huber p	0	0	0	0	0	0	0	0	0
Totals	46	5	12	5	5	12	36	13	11

Score by Innings

	1	2	3	4	5	6	7	8	9	10	11	12	R	H	E
Miami	2	0	0	0	1	0	0	1	0	0	0	2	6	13	0
Duke	0	1	0	0	1	0	0	0	2	0	0	1	5	12	0

LOB - UM 7; DU 11. 2B - Abreu, W.(8); Ruiz, J. 2(7); Heyward, J.(2); Rosenfeld, M(4). HR - Collins, Z.(9); Perez, C.(1). HBP - Deitrich, R.. SH - Carey, D. 2(11); Ruiz, J.(6); Heyward, J.(2). SF - Lopez, B.(4). CS - Lawroski, J.(3); Perkins, D.(1).

Miami	ip	h	r	er	bb	so	ab	bf	np
Bryan Radziewski	5.2	6	2	2	4	6	22	27	103
Thomas Woodrey	2.1	1	1	1	0	1	7	7	34
Bryan Garcia	3.0	3	1	1	0	4	12	12	49
Cooper Hammond	0.2	2	1	1	1	0	4	5	17
Javi Salas	0.1	0	0	0	0	1	1	1	3

Duke	ip	h	r	er	bb	so	ab	bf	np
Trent Swart	7.0	8	3	3	1	4	25	29	104
Nick Hendrix	0.1	1	1	1	1	0	2	3	14
Robert Huber	3.2	2	0	0	0	2	11	12	49
Andrew Istler	1.0	2	2	2	0	1	4	5	18

Win - Garcia, B. (6-4). Loss - Istler, A. (8-8). Save - Salas, J. (1).

WP - Istler, A.(7). HBP - by Radziewski (Deitrich, R.). BK - Swart, T.(1). PB - Rosenfeld, M(9). Inherited runners/scored: Woodrey, T. 2/0; Garcia, B. 1/1; Salas, J. 2/0; Huber, R. 2/1. Pitches/strikes: Radziewski 103/58; Woodrey, T. 34/21; Garcia, B. 49/32; Hammond, C. 17/10; Salas, J. 3/3; Swart, T. 104/65; Hendrix, N. 14/7; Huber, R. 49/35; Istler, A. 18/10.

Umpires - HP: Greg Street 1B: Danny Collins 2B: Mark Chapman 3B: Tim O'Toole

Start: 11:07 am Time: 4:23 Attendance: 3572

Weather: Sunny, 69 degrees

Woodrey, T. faced 1 batter in the 9th.