

GEORGIA TECH BASKETBALL 2012-13

"They were part of a cultural change, and they have been the key components of that. They stuck with it when things weren't great, and they stuck with it when guys didn't want to be part of that. Those guys have both been tremendous. Their one of the reasons why we've been able to bounce back, and I give those guys a lot of credit." - Georgia Tech coach Brian Gregory on seniors Mfon Udofia and Pierre Jordan

Tech Set to Travel to the Ends of the ACC

Georgia Tech completes its regular-season basketball schedule this week with trips to the farthest points in the Atlantic Coast Conference, beginning with a trip to play 6th-ranked Miami at 9 p.m. Wednesday night in a regionally-televised game at the BankUnited Center in Coral Gables, Fla.

Tech (15-13, 5-11 ACC) dropped its final home game of the regular season Sunday night with a 70-57 decision to NC State. The Yellow Jackets, 5-6 over its last 11 games after an 0-5 start in conference play this year, have made measurable progress this season that has been reflected in its overall and conference records, and enter the final week in a four-way tie for eighth place in the conference standings.

Wednesday's game can be heard over the Georgia Tech IMG Sports Network (790 AM, 106.7 FM in Atlanta), as well as satellite radio (Sirius Ch. 91, XM Ch. 91). The game is being televised on the ACC Network (WATL-TV in Atlanta), and is also available online on ESPN3.

Miami (23-5, 14-2) began its conference season under second-year head coach Jim Larranaga by whipping Georgia Tech, 62-49, at McCamish Pavilion on Jan. 5 and stands poised to clinch the ACC regular-season title outright with a victory Wednesday night. The Hurricanes enter the week on the heels of a 79-76 loss at Duke Saturday evening and have lost two of their last three games, but Miami is undefeated at home this season (13-0) and have won their seven home ACC games by an average of 18.4 points.

Following Wednesday's game, the Yellow Jackets complete their regular season at Boston College on Saturday (12 noon).

Opening Tip

- Georgia Tech will travel 3,042 air miles this week - a round trip of 1,208 miles to Miami and 1,874 miles to Boston and back. The forecast high temperature in Miami Wednesday is 80 degrees, while the projected high Saturday in Boston is 41.

- Georgia Tech is tied with Boston College, Clemson and Wake Forest for eighth place in the ACC standings at 5-11, one game ahead of 12th-place Virginia Tech (4-12).

- Tech currently holds a tiebreaker over Wake Forest, while Clemson holds a tiebreaker over Tech, based on head-to-head record this season. Boston College plays both Clemson (away) and Georgia Tech

Game 29

GEORGIA TECH YELLOW JACKETS (15-13, 5-11 ACC) vs.

MIAMI HURRICANES (23-5, 14-2 ACC)

When: Wednesday - March 6, 2013 - 9 p.m. ET

Where: BankUnited Center (7,000), Coral Gables, Fla.

Georgia Tech Breakdown: 11-6 home, 2-6 road, 2-1 neutral

• RPI: #139 CBS / #89 Sagarin / #114 Realtime / #95 KenPom

• Last game: Lost to NC State, 70-57, on March 3

Miami Breakdown: 13-0 home, 10-3 road, 0-2 neutral

• RPI: #3 CBS / #14 Sagarin / #5 Realtime / #14 KenPom

• Last game: Lost to Duke, 79-76, on March 2

Georgia Tech Coach Brian Gregory (Oakland, 1990):

• 26-33 in second season at Tech

• 198-127 in 10th season overall

Miami Coach Jim Larranaga (Providence, 1971):

• 43-18 in second season at Miami

• 513-352 in his 29th season overall

Series Information:

• Overall: Miami leads, 10-6

• Home games: series tied, 4-4

• Road games: Miami leads, 5-2

• Neutral Court games: Miami leads, 1-0

• Current streak: Miami has won the last three meetings

• Last meeting: Miami, 62-49, 1/5/13 in Atlanta

• Under Brian Gregory: Miami leads, 3-0

• Tech vs. Jim Larranaga: 0-3

Broadcast Information:

• Television: ACC Network with Tim Brando (pbp), Cory Alexander (analyst)

• Local Radio: Georgia Tech IMG Sports Network with Wes Durham (pbp) and Randy Waters (analyst), 790AM/106.7FM in Atlanta

• Satellite Radio: Sirius Ch. 91, XM Ch. 91

• Online: ESPN3

MEDIA INFORMATION

Official GT website Ramblinwreck.com

Twitter updates @GTMBK

Facebook Facebook.com/gtmensbasketball

YouTube Youtube.com/ramblinwrecktube

Tickets online Ramblinwreck.com/tickets

Tickets by phone 888-TECH-TIX

Sports Information Office 404-894-5445

Primary SID contact Mike Stamus

E-mail mstamus@athletics.gatech.edu

Stamus' cell 404-218-9723

Secondary contact Dean Buchan

E-mail dbuchan@athletics.gatech.edu

Buchan's cell 404-295-8703

ROSTER-AT-A-GLANCE (# AND SHADING INDICATES PROBABLE STARTERS)

0	Mfon Udofia#	G	6-2	195	Sr.	Stone Mountain, Ga.	8.4	2.7
> Career-best assist/turnover ratio (85/50), 9th in the ACC; 7.5 ppg, 71.4% FT in ACC games								
1	Julian Royal	F	6-8	243	So.	Alpharetta, Ga.	1.7	1.3
> 2nd frontcourt sub, limited minutes in ACC play; Scored 15 pts, avg. 7.5 minutes in last 4 games								
2	Pierre Jordan	G	6-0	165	Gr.	Dunwoody, Ga.	0.3	1.0
> Graduate transfer from FSU is Tech's third PG, just 31 turnovers in 479 career minutes at Tech								
3	Marcus Georges-Hunt#	G/F	6-5	218	Fr.	College Park, Ga.	10.5	4.7
> Tech's leading scorer, 4th among ACC freshmen; Double digits in 17 games, including five of the last seven								
4	Robert Carter, Jr.#	F	6-8	245	Fr.	Thomasville, Ga.	10.0	6.8
> Started every game this season, Tech's leading rebounder (t11th in the ACC); 10.1 ppg, 6.8 rpg vs. ACC								
5	Daniel Miller#	C	6-11 ½	257	r-Jr.	Loganville, Ga.	8.1	6.8
> Started every game of his Tech career (90 games); Leads ACC in blocked shots (2.2 pg), 9.0 ppg, 7.6 rpg vs. ACC								
11	Chris Bolden#	G	6-3	209	Fr.	Suwanee, Ga.	6.8	2.1
> Started 12 of last 13 games (except Senior Night), averaging 8.6 ppg and shooting 33.9 pct. on threes in ACC games								
12	Stacey Poole, Jr.	G/F	6-4 ½	186	So.	Jacksonville, Fla.	1.6	1.7
> Gives Tech defensive spark off the bench (7.7 mpg); Transfer from Kentucky made Tech debut vs. The Citadel								
14	Jason Morris	G/F	6-5 ½	224	Jr.	Augusta, Ga.	4.1	2.5
> Missed 10 games with left foot injury; played 25 minutes in four games back; 5 pts/4 reb vs. NC State								
23	Brandon Reed	G	6-3 ½	182	r-Jr.	Powder Springs, Ga.	5.1	2.7
> Has started 43 games in his Tech career; shooting 40 pct. from 3-point range in ACC games (14-for-35)								
24	Kammeon Holsey	F	6-8 ½	231	r-Jr.	Sparta, Ga.	9.1	4.8
> Productive 6th man for Tech, 3rd leading scorer and rebounder despite averaging under 20 mpg								
30	Corey Heyward	G	6-1	214	Fr.	Duluth, Ga.	-	-
> 1st team all-state as a HS Sr., attended Hargrave Military Academy last year; out for year with knee injury								
31	Aaron Peek	G	6-4	188	So.	Atlanta, Ga.	0.0	0.4
> Walk-on who joined team prior to pre-season practice in 2011-12, has played in 5 games this year								
32	Brooks Doyle	G	6-4	185	Fr.	Atlanta, Ga.	0.7	0.3
> Non-scholarship freshman from the Marist School, scored 1st career 3 vs. Alabama State, played in 7 games								
45	Solomon Poole	G	6-0	180	Fr.	Jacksonville, Fla.	1.8	0.7
> Nation's #37 prep prospect became eligible Dec. 15; Has moved into backup PG role, averaging 9.1 minutes in ACC games								

TECH NOTEBOOK

GEORGIA TECH SCHEDULE

N9	TULANE	W, 79-61
N14	PRESBYTERIAN	W, 52-38
N22	Rice*	W, 54-36
N23	California*	L, 57-68
N25	Saint Mary's (rv/rv)*	W, 65-56
N28	at Illinois (22/22)	L, 62-75
D4	GEORGIA	W, 62-54
D8	UNC-WILMINGTON	W, 73-66
D17	ALABAMA STATE	W, 75-41
D22	THE CITADEL	W, 73-41
D29	FORDHAM	W, 73-48
J2	CHATTANOOGA	W, 74-58
J5	MIAMI	L, 49-62
J9	at NC State (20/21)	L, 70-83
J12	VIRGINIA TECH	L, 65-70 (ot)
J17	at Duke (3/3)	L, 57-73
J23	at North Carolina (rv)	L, 63-79
J26	WAKE FOREST	W, 82-62
J29	at Clemson	L, 60-63
F3	VIRGINIA	W, 66-60
F5	FLORIDA STATE	L, 54-56
F9	at Virginia Tech	W, 64-54
F14	CLEMSON	L, 53-56
F16	at Wake Forest	W, 57-56
F19	NORTH CAROLINA	L, 58-70
F24	at Virginia	L, 54-82
F27	MARYLAND	W, 78-68
M3	NC STATE	L, 57-70
M6	at Miami (6/7)	9 p.m.
M9	at Boston College	12 noon
M14-17	ACC Tournament, Greensboro, N.C.	

*DirecTV Classic, Anaheim, Calif. (3rd place)

TECH TEAM STATISTICS

2012-13	Stat	ACC	*NCAA
Scoring offense	63.8	11th	263rd
Scoring defense	60.9	4th	47th
Scoring margin	+2.9	7th	134th
Field goal pct.	.417	12th	251st
Field goal pct. def.	.389	4th	28th
3-pt FG pct.	.312	10th	266th
3-pt FG made	5.4	t9th	249th
3-pt FG pct. def.	.308	t3rd	46th
3-pt FG allowed	5.6	4th	n/a
Free throw pct.	.639	12th	313th
FT made per game	10.8	12th	n/a
Rebounds per game	37.6	3rd	n/a
O-Reb per game	11.6	4th	n/a
Rebound margin	+2.9	3rd	97th
Assists per game	12.9	6th	162nd
Turnover margin	-0.1	8th	203rd
Assist/TO ratio	1.0	8th	157th
Turnovers per game	13.1	9th	159th
Blocks per game	4.2	8th	86th
Steals per game	5.9	8th	259th
Fewest fouls per game	16.7	n/a	97th

*out of 345 teams ranked, as of 2/28

#not enough 3PM to qualify; n/a = no ranking available

SERIES VS. MIAMI

Tech trails, 6-10

Home: 4-4, Away: 2-5, Neutral: 0-1

All Home Games: 4-4

At McCamish Pavilion: 0-1

At AMC: 4-2

At Philips Arena: 0-2

In Atlanta: 4-5

All Road Games: 2-5

At BankUnited Center: 1-4

As ACC members: 4-10

In the ACC Tournament: 0-1

All Neutral Games: 0-0

Under Whack Hyder: 1-1

Under Bobby Cremins: 1-0

Under Paul Hewitt: 4-6

Under Brian Gregory: 0-3

Vs. Jim Larranaga: 0-3

Longest Winning Streak: 4 games (1967-2005)

Longest Losing Streak: 4 games (2006-08)

Most Points Scored: 90 on 2-27-1967

Fewest Points Scored: 36 on 3-8-2012

Most Points Allowed: 90 on 12-3-2006

Fewest Points Allowed: 54 on 3-8-2012

Largest Margin of Victory: 12 on 1-6-2005

Largest Margin of Defeat: 22 on 1-3-1953

this week.

- Tech is 1-4 all-time at the BankUnited Center. That victory occurred Feb. 26, 2005.

- After getting outrebounded in its first three ACC games this season by an average of 9.3, Tech has outrebounded nine of the last 13 teams it has played (one tie). In its last two games, Tech has outrebounded the No. 1 (Maryland) and No. 3 (NC State) teams in the ACC in rebound margin against league foes by an average of 4.0.

- Tech's 15 wins are its most since the 2009-10 season, when the Yellow Jackets went 23-13 (18-11 in the regular season, 7-9 in the ACC).

- With its win over Wake Forest, Georgia Tech accomplished its first season sweep of an ACC opponent since the 2010-11 season. The opponent then was Wake Forest.

- Tech is five games ahead of its 28-game mark from a year ago and has surpassed its conference win total (4) from 2011-12.

- When Tech captured its second ACC road win at Wake Forest, it was the most for the team in one season since 2007-08, when the Yellow Jackets went 4-4. Tech was 3-29 in the four seasons in between.

- Tech has improved its record in each month of this season over the corresponding month last season (see chart on page 6).

- Tech coach Brian Gregory is approaching 200 career victories as a head coach. He has 198, including 172 in eight seasons as the head coach at Dayton.

- Tech needs one more victory to secure a winning season (through the ACC Tournament) in year two under Gregory. No Tech coach since Dwight Keith in 1945 has had a winning record in his second year on the Flats.

- Tech has led at the half in eight of its 16 ACC games. Tech's biggest halftime lead has been 23 over Wake Forest (Jan. 26), and its largest deficit was 12 at Virginia (Feb. 24).

- Four of Tech's conference losses have come by five points or less - 56-53 to Clemson, 56-54 to

All-Time Series Results

1-3-53a	L	60- 82
2-27-67h	W	90- 84
12-27-97a1	W	69- 61
1-6-059/10	h	W 80- 69
2-26-05a	W	76- 72
2-4-06h	L	53- 70
12-3-0621/23	a	L 82- 90
1-12-0825/N	a	L 68- 78
2-17-08h	L	63- 64
3-4-09h	W	78- 68
2-10-1020/20	a	L 62- 64
2-3-11a	L	57- 59
3-6-11h	W	66- 57
1-24-12h12	L	49- 64
3-8-12n1	L	36- 54
1-5-13h14	L	49- 62

a1-Orange Bowl Classic (Miami Arena); n1-ACC Tournament, Philips Arena, Atlanta, Ga.

Florida State, 63-60 at Clemson and 70-65 (in over-time) to Virginia Tech.

- Tech continues to be ranked high in the nation in scoring defense (47th) and field goal percentage defense (28th) as of March 3, and ranks fourth in the ACC in each of those categories.

- Tech finished its first season in McCamish Pavilion with an 11-6 record (3-6 ACC) and averaged 7,365 in attendance with four sellouts.

- Tech has led wire-to-wire in three games - Georgia, The Citadel and Wake Forest. Tech never led in two games this season, Feb. 14 against Clemson (there was one tie, 30-30 in the second half), and Jan. 23 at North Carolina (no lead, no tie).

- Six of Tech's losses this year have come against teams currently ranked in the top 50 of the CBSsports.com RPI rankings including ACC foes Miami (3), NC State (24), Duke (1) and North Carolina (20). The Yellow Jackets have lost only three times to teams outside the top 100.

- Tech's non-conference losses came to teams with a combined 40-18 record. Illinois is No. 35 in the current CBS RPI rankings, while California is No. 43, Saint Mary's (25-5, No. 37) has the best overall record and highest ranking among the opponents Tech has beaten.

Series Notes vs. Miami

- Miami has won three straight games over Georgia Tech to take a 10-6 lead in the all-time series.

- After winning the first two meetings with Miami after the Hurricanes became members of the ACC, Tech has dropped seven of the last nine. Miami won the only regular-season meeting between the two teams in 2011-12, as well as their ACC Tournament meeting, both games at Philips Arena.

- Tech is 1-4 all-time at the BankUnited Center. That victory occurred Feb. 26, 2005.

- Miami was the opponent for Tech in its last game at Alexander Memorial Coliseum, a game

TECH NOTEBOOK

GEORGIA TECH QUICK FACTS

Official Name: Georgia Institute of Technology
Location: Atlanta, Ga.
Enrollment: 21,000
Founded: 1885
Colors: Old Gold and White
Nickname: Yellow Jackets, Ramblin'Wreck
Mascot: Buzz (Yellow Jacket)
Fight Songs: Ramblin'Wreck, White and Gold
Conference: Atlantic Coast (ACC)
Home Arena: McCamish Pavilion (capacity 8,600)
President: Dr. G.P. "Bud" Peterson
Director of Athletics: Paul Griffin (acting), Mike Bobinski (incoming, April 1)
Faculty Representative for Athletics: Dr. Sue Ann Bidstrup Allen
Head Coach: Brian Gregory (Oakland, 1990)
Record at Tech: 25-32 (2nd season)
Overall: 197-126 (10th season)
ACC Regular Season: 8-22
ACC Tournament: 0-1
NCAA Tournament: 1-2
Assistant Coaches:
Chad Dollar (Milligan, 1996)
Josh Postorino (Dayton, 1999)
Billy Schmidt (Wake Forest, 1992)
Director of Player Personnel: Bruce Evans (Furman, 1992)
Director of Operations: Chris Jacobs (Coe College, 1999)
Athletic Trainer: Richard Stewart (Salisbury, 2005)
Strength Coach: Mike Bewley (Eastern Kentucky, 1998)
Video Coordinator: Trent Angelucci (South Carolina, 2009)

BASKETBALL HISTORY

98th season: 1st game, Feb. 17, 1906 vs. Auburn
All-time Record: 1,277-1,137
Winning/Losing/500 Seasons: 50 / 43 / 4
NCAA Appearances (16): 23-16 record
1960, 1985, 1986, 1987, 1988, 1989, 1990, 1991, 1992, 1993, 1996, 2001, 2004, 2005, 2007, 2010
Final Fours (2): 1990, 2004
NIT Appearances (7): 8-7 record
1970, 1971, 1984, 1994, 1998, 1999, 2003
ACC Championships (3): 1985, 1990, 1993
ACC Regular Season Titles (2): 1985 (tie), 1996
ACC Regular-Season Record: 215-304 (147-112 home, 68-192 road)
ACC Tournament Record: 24-30
SEC Championships (1): 1938
Record at McCamish Pavilion: 1st season, 10-5
Record at Alexander Memorial Coliseum: 55 seasons, 556-194
Record at Philips Arena: 7-11
Record at Arena at Gwinnett Center: 4-1
Record at Georgia Dome: 9-5
All-Time Head Coaches: 13
ACC Head Coaches: 4
All-America Selections: 14 (12 players)
Consensus All-Americans: 2
National Players of the Year: 1
All-ACC Selections: 47 times (26 players)
ACC Players of the Year: 2
ACC Rookies of the Year: 11
ACC Tournament MVPs: 3
ACC All-Freshman Team: 13

the Yellow Jackets won 66-57 to close out the 2010-11 regular season, and that remains Tech's last victory in the series. Tech won four of six games against the Hurricanes in the building.

- Ten of the 15 meetings have been decided by 10 points or less.

- The last meeting between the two schools prior to Miami's joining the ACC occurred in December of 1997 as part of the Orange Bowl Classic doubleheader at Miami Arena, the Hurricanes' home court until the team moved into the on-campus Convocation Center last year. The Yellow Jackets, led that year by senior forward Matt Harpring, won that game, 69-61.

- Tech played Miami twice under former head coach Whack Hyder, losing the first-ever meeting in the series by 22 points in 1953, then taking a six-point homecourt victory in 1967. That was the only pre-ACC visit by the Hurricanes to Alexander Memorial Coliseum, and the 90-84 Tech win has been the highest scoring game in the brief series.

Notable from Tech's Loss to NC State

- Tech outrebounded its ninth opponent in the last 13 games (42-36).

- Tech's bench outscored NC State's, 26-14, and has scored 55 points in its last two games after contributing just 10 points per game over the previous four.

- Tech shot a good percentage from the free throw line for the second straight game (75 pct.), but attempted just 12 free throws while NC State went 21-for-30. The Yellow Jackets are 29-for-39 (74.4 pct.) from the stripe in the last two games.

- For the second time this season, no Tech player reached double figures in points. That also happened against Florida State.

- Tech lost for the first time in five games with former Virginia star Cory Alexander calling the game on television. He is on the mic for the Yellow Jackets' games at Miami and Boston College, and will surpass Atlanta legend Bob Rathbun (six games) for most Tech games called this year. Both have qualified for varsity letters.

Measurable Improvement on Offense

Georgia Tech's shooting percentages are slightly off last year's totals, but the Yellow Jackets' offense has produced more shots from the floor, more three-point field goals, more free throws and more points.

- Tech has scored 3.6 more points per game in all games (63.8 vs. 60.2) than it did in Brian Gregory's first year, and 3.1 more points per game in conference play (61.7 vs. 58.6).

- Tech is attempting 4.6 more field goals per game (57.5 attempts) in ACC play than it did a year ago (52.9). In all games, the difference is 4.3 shots (57.2 per game vs. 52.9).

- Tech is attempting 17.3 three-point field goals per game in ACC play this year, as opposed to 17.0 a year ago.

- Tech has attempted 16.1 free throws per game in ACC play this year, as opposed to 14.4 a year ago.

- Tech's 82 points against Wake Forest on Jan. 26 matched a high in an ACC game under head coach Brian Gregory. The Yellow Jackets' 20-point margin of victory, 32 field goals made and 20 as-

SIGNIFICANT IMPROVEMENT

A quick look at some areas where the 2012-13 Yellow Jackets have exhibited real improvement over their 2011-12 counterparts, using NCAA statistical rankings.

NCAA rank thru 2/28	2012-13	2011-12
Record through 27 games	15-13	10-18
Points per game	63.8 (263)	60.2 (313)
Points allowed per game	60.9 (47)	62.6 (59)
FG% defense	38.9% (28)	40.3% (35)
3-pt. FG% defense	30.8% (46)	34.7% (194)
Assists per game	12.9 (162)	11.0 (298)
Assist/turnover ratio	0.98 (157)	0.76 (300)
Turnovers per game	13.1 (159)	14.5 (243)
Turnover margin	-0.08 (203)	-3.2 (321)

sists were all ACC bests under Gregory.

- Tech has scored 70 or more points nine times this season. The Yellow Jackets scored 70 or more in seven games total last season.

- Tech has tried 70 or more shots from the floor three times this year. The Yellow Jackets never hit that mark in any game a year ago.

- *How's this for balanced scoring?* Tech's top six players (five starters plus Kammeon Holsey) average between 7.5 and 10.1 points per game in ACC play.

The Bell Curve

Since it's 0-5 start in ACC play this season, Georgia Tech has made significant progress in nearly every area statistically over the last 11 games, winning five times and losing three games by a total of eight points.

	First 5	Last 11
Scoring average	60.8	62.1
Scoring defense	73.4	63.4
Field goal percentage	.361	.420
FG percentage defense	.432	.408
3-point FG percentage	.275	.339
3-point FG per game	5.0	5.6
3-point FG defense	.371	.301
3-point FG allowed	6.6	5.1
Free throws made	9.8	10.5
Rebound margin	-4.0	+2.6
Assists per game	9.8	12.9
Turnovers per game	13.6	14.1
Turnovers forced	13.0	11.9
Turnover margin	-0.6	-2.2
Assist/turnover ratio	0.7	0.9

Handling the Rock Better

With the exception of a couple of short stretches this season, Georgia Tech has made significant progress in several areas during year two of the Brian Gregory Era, but none more stark than its ball handling and sharing.

- Tech ranks seventh in the Atlantic Coast Conference in turnover margin (-0.2) and eighth in assist/turnover ratio (0.98) after ranking last in those categories a year ago.

- Tech ranks ninth in the ACC in fewest turnovers committed (last a year ago), and the Jackets rank 159th in the nation in fewest turnovers per game after ranking 243rd in that category a year ago.

- Tech's 0.98 assist/turnover ratio is 157th na-

TECH NOTEBOOK

MEDIA GUIDELINES

Georgia Tech's practices are generally closed to the public and the media, but coaches and players are available prior to practice on Mondays and Fridays each week prior to practices that occur on those days.

TV stations are allowed to shoot B-roll during the first 15 minutes of those practices during the course of the season.

Media are asked to notify Mike Stamus ahead of time to make specific player requests.

Interview requests with players that need to be conducted at other times must be made through the media relations office at least 24 hours in advance. These interviews will be conducted at a time and place convenient to the players' availability and class schedule.

Media are asked not to contact players directly either by phone or e-mail, they are instructed not to accept those. Every effort will be made to make players available.

INTERVIEWS WITH COACH GREGORY

Media wishing to speak with Coach Gregory at times other than scheduled media sessions are asked to set up an appointment in advance through the media relations office. He also is available each week on the ACC Teleconference, and other teleconferences may be scheduled as demand warrants.

POST-GAME INTERVIEWS

Coach Gregory and the visiting team's head coach will each hold a post-game press conference in the designated interview room in the back hallway of the arena.

Players requested by the media will be brought to the interview room following the coaches press conferences.

BRIAN GREGORY RADIO SHOW

Head coach Brian Gregory's weekly radio show airs each Monday live from 7-8 p.m. at STATS Restaurant and Bar, 300 Marietta Street. The show airs live on "790 The Zone" and "All News 106.7 FM", and it will be replayed on 106.7 FM, later that night.

ACC COACHES' WEEKLY TELECONFERENCE

The 12 ACC head basketball coaches will be featured on nine Monday teleconferences during the 2011-12 season. The season's first teleconference will take place on Monday, January 7, 2013, and continue through Monday, March 11, 2013. Each coach has 10 minutes to make an opening statement and answer questions. A replay of each teleconference is available on the Conference's internet site TheACC.com each Monday afternoon.

Media phone number: 913-312-0641

Jeff Bzdelik, Wake Forest	10:30
James Johnson, Virginia Tech	10:40
Tony Bennett, Virginia.....	10:50
Mark Gottfried, NC State.....	11:00
Roy Williams, North Carolina.....	11:10
Jim Larranaga, Miami.....	11:20
Mark Turgeon, Maryland	11:30
Brian Gregory, Georgia Tech.....	11:40
Leonard Hamilton, Florida State	11:50
Mike Krzyzewski, Duke.....	12:00
Brad Brownell, Clemson.....	12:10
Steve Donahue, Boston College	12:20

tionally, an improvement of 163 positions over the 2011-12 team.

- Tech has recorded more assists than turnovers in a game 14 times this season, winning 10 of those games.

- Tech's average of 12.9 assists per game ranks sixth in the ACC and 162nd in the nation, but compare that to last in the ACC and 298th in the NCAA a year ago.

- Tech has assisted on 54.1 percent of its field goals this year. Last year's team assisted on 51.7 percent.

Seniors Udofia, Jordan Shepherd Jackets Forward

Point guards Mfon Udofia and Pierre Jordan, both Atlanta-area players who took divergent routes to arrive at this point, are coming to the end of career at Georgia Tech that are gratifying for more reasons than wins and losses. They have presided over a culture change that has begun to see tangible results.

Udofia, an all-state player in Georgia at state champion Miller Grove High School in Stone Mountain, was part of a stellar recruiting class of six players who enter Tech for the 2009-10 season and helped the Yellow Jackets reach the finals of the ACC Tournament and the second round of the NCAA Tournament. After struggling through his first two years, the 6-2 guard has developed into a solid point guard and leader with career-best numbers this year.

Jordan, who graduated from Dunwoody High School in 2008, played two seasons at Florida State and graduated in three years, leaving him with two years of eligibility to complete while enrolled in the Building Construction and Facility Management graduate program at Tech. He has been Udofia's primary backup for most of the past two seasons and will complete his master's in the spring.

"They were part of a cultural change, and they have been the key components of that," said head coach Brian Gregory following Tech's Senior Night game Sunday. "They stuck with it when things weren't great, and they stuck with it when guys didn't want to be part of that. Those guys have both been tremendous. Their one of the reasons why we've been able to bounce back, and I give those guys a lot of credit."

Tech Recruiting Trivia

Mfon Udofia, the only four-year senior on Georgia Tech's current roster, was part of a 2009 recruiting class that included Derrick Favors (now with Utah Jazz), Kammeon Holsey (sat out 2009-10 with knee injury), Daniel Miller (red-shirted in 2009-10), Brian Oliver (now at Seton Hall) and Glen Rice, Jr. (now with the Rio Grande Valley Vipers of the D-League).

Five of the six attended high school in the state of Georgia.

And the Children Shall Lead

Marcus Georges-Hunt and Robert Carter, Jr., have a chance to become the first two freshmen to rank 1-2 on Georgia Tech's team in scoring since 2006-07, and the third freshman duo to accom-

MCCAMISH PAVILION FACTS

Name: McCamish Pavilion (mc-CAME-ish), named for Atlanta insurance executive Hank McCamish who gave the lead gift for the facility

Capacity: approximately 8,600 (6935 court level, 1665 balcony level)

Cost: \$50 million

Contractor: Whiting-Turner

Architect: Populous

Cremins Court: the court remains named for the former Tech head coach

Alexander Courtyard: located at the Fowler Street entrance, honors the former Tech director of athletics and the history of the former Tech home arena named for him

Grand entrance: 10th and Fowler Streets, foyer includes graphic representations of retired jerseys and Tech's two Final Four appearances

Other entrances: West entrance off Fowler Street (students and media), East entrance from main arena parking (for club patrons)

Features: center-hung scoreboard and video boards, mezzanine fascia ribbon boards, theatrical lighting, primarily chair-back seating, club area

Groundbreaking: May 5, 2011

Opening: October, 2012

First public event: Oct. 21, Jacket Jam (men's and women's scrimmages)

First men's game: Nov. 9 vs. Tulane

First women's game: Nov. 11 vs. Tennessee

OTHER HIGHLIGHTS

- 2,500 cubic yards of concrete removed
- 3,000 cubic yards of concrete installed
- 500 tons of new steel installed
- Over 1 mile of new railing installed
- 20,000 gallons of paint used
- 2,000 feet of new mechanical piping
- 2,500 feet of new ductwork
- \$4M in new audio-visual and scoreboards
- 50 TV's throughout the concourse and Callaway Club
- Farthest distance material has traveled to get on site: 4,835 miles
- Shortest distance material has traveled to get on site: 1 mile
- Number of Tech alumni involved in the project: Over 100
- Number of days construction took: 520
- Number of 1950's old style Coke bottles found while installing the underground foundations: 11
- Number of new staircases: 13
- Number of new sports lights for the competition floor: Over 300
- 270-degree court view from concourse

TECH NOTEBOOK

THE LAST TIME A JACKET ...

Scored 30 or more points:
Iman Shumpert, 30 vs. North Carolina, 1/16/11

Led Tech in scoring off the bench:
Kammeon Holsey, 13 vs. Virginia Tech, 2/9/13

Grabbed 15 or more rebounds:
Daniel Miller, 15 vs. Delaware State, 11/14/11

Had 10 or more assists:
Iman Shumpert, 11 vs. Virginia Tech, 1/25/11

Had a double-double:
Robert Carter, Jr. (19 pts/10 reb) vs. Mary;and, 2/27/13

Played 40 minutes in regulation:
Jason Floyd vs. NC State, 1/2/99

Played every minute of an overtime game:
Alvin Jones (45 minutes, 1 OT) vs. New Orleans, 11/27/98

Played every minute of a multiple-OT game:
Matt Harpring (50 minutes, 2 OT) vs. North Carolina, 2-8-98

THE LAST TIME THE JACKETS ...

Scored 100 or more points:
vs. Florida A&M (100-59 win), 11/14/09

Scored 100 or more points in regulation:
vs. Florida A&M (100-59 win), 11/14/09

Scored 100 or more points in consecutive games:
vs. Jackson State (100-70) on 11/13/06 and Georgia State (103-74) on 11/16/06

Allowed 100 or more points:
vs. Virginia Tech (102-77 loss) on 2/13/11

Allowed 100 or more points in regulation:
vs. Virginia Tech (102-77 loss) on 2/13/11

Shot 60 percent or better:
.712 (37-52) vs. Kentucky State, 1/30/10

Failed to make a three-point basket:
0-for-5 vs. Duke, 2/23/05

Did not allow a three-point basket:
0-for-6 vs. Maryland, 1/30/11

Grabbed 50 or more rebounds:
50 vs. North Carolina, 1/23/13

Two players had a double-double:
Brian Oliver (15 pts/12 reb) and Glen Rice, Jr. (19 pts/11 reb) vs. UTEP, 11/26/10

Two players had 10 or more rebounds:
Robert Carter, Jr. (12) and Marcus Georges-Hunt (10) at North Carolina, 1/23/13

Had 25 or more assists:
29 vs. Kentucky State, 1/30/10

Blocked 10 or more shots:
12 vs. Tulane, 12/3/11

Had 15 or more steals:
19 vs. Wake Forest, 3/3/11

Had fewer than 10 turnovers:
9 vs. Virginia Tech, 1/12/13

Had five players in double-figures in points:
Virginia Tech, 2/18/12

Won by 30 or more points:
The Citadel (73-41), 12/22/12

Won by 40 or more points:
Kentucky State (98-50), 1/30/10

Won by 50 or more points:
Winston-Salem State (97-46), 1/3/07

Played an overtime game:
Virginia Tech (lost 70-65), 1/12/13

Had no player with 10 or more points:
NC State (lost 70-57), 3/3/13

Had no player play 30 minutes:
Fordham (won 73-48), 12/29/12

Defeated a Top 25 team:
#19/19 Maryland (69-64), 3/12/10

Defeated a Top 25 team on the road:
#12/13 North Carolina (73-71), 1/16/10

Had a game postponed:
Clemson (at Clemson), 11/11/11

plish that at Tech. Only five teams in ACC history (two from Tech) have had freshmen rank 1-2 on their teams in scoring (see chart on page 5).

Georges-Hunt (10.5 ppg) and Robert Carter, Jr. (10.0) are the Yellow Jackets' only players in double figures for the season, and Georges-Hunt is the only ACC freshman to lead his team in scoring.

Javaris Crittenton and Thaddeus Young, who each averaged 14.4 points during the 2006-07 season, were the last freshmen to finish 1-2 on the Tech scoring chart. Mark Price, who led the ACC in scoring at 20.3 points per game, and John Salley (11.5) also turned the trick in 1982-83.

Tech has had a freshman lead its team in scoring five times previously, first with Jim Wood (11.1) in 1973-74. That average is the lowest figure to lead a Yellow Jacket team in the modern era (since 1949-50).

Arts and Letters

Georgia Tech enjoyed a fine fall semester in the classroom, posting its highest grade-point average in a semester under head coach Brian Gregory, and the highest in several years.

Five members of the team made the Dean's List, all freshmen, including Chris Bolden, Brooks Doyle, Marcus Georges-Hunt, walk-on Colin Gurry and Corey Heyward. Tech's freshmen earned a collective grade-point average of 3.2.

Not only has Tech improved on the court since Gregory arrived, but has made big strides in the classroom as well. Beginning with Moe Miller and Lance Storrs in the summer after Gregory took the head coaching position at Tech, every senior in the program has graduated, including Derek Craig and Nick Foreman last spring.

This year's senior class includes Mfon Udofia, who is on schedule to finish his Business Administration degree work in the summer, and Pierre Jordan, who will complete his Masters degree requirements in Building Construction in the spring.

Tech's men's basketball scored a perfect 2010-11 team single year Academic Progress Report score of 1000 in the latest APR report last June, a first for the program.

Stability in the Lineup

Head coach Brian Gregory utilized seven different starting lineups last season. Two players - Kammeon Holsey and Daniel Miller - started every game. This year he has gone with essentially two different lineups, and three players - Carter, Jr., Miller and Udofia - have started every game.

Tech's lineup for 15 of the first 16 games had been Mfon Udofia and Brandon Reed at the guards, Marcus Georges-Hunt and Robert Carter, Jr., at the forwards and Daniel Miller at center. Jason Morris made one start in place of Georges-Hunt (vs. California). Chris Bolden replaced Reed in game 16 at Duke and has started the 12 of the last 13 games (Pierre Jordan started for him on Senior Night).

Buzz Bytes

- If Daniel Miller finishes the season as the ACC's leader in blocked shots, he will join John Salley (1983-84), Alvin Jones (three times) and Chris

TECH FRESHMEN SCORING LEADERS

Following is a list of Tech freshmen who have led the Yellow Jackets in scoring for the season, and in two instances, freshmen who ranked 1-2 on the team in scoring.

2012-13	Marcus Georges-Hunt (10.5), Robert Carter, Jr. (10.0)
2006-07	Javaris Crittenton (14.4), Thaddeus Young (14.4)
2002-03	Chris Bosh (15.6)
1995-96	Stephon Marbury (18.9)
1982-83	Mark Price (20.3*), John Salley (11.5)
1973-74	Jim Wood (11.1)

*led ACC

ONE-TWO PUNCH

ACC teams who have had freshmen rank 1-2 on their teams in scoring.

2012-13 - Georgia Tech
Marcus Georges-Hunt (10.5), Robert Carter, Jr. (10.0)
2010-11 - Wake Forest
Travis McKie (13.0), J.T. Terrell (11.1)
2007-08 - Wake Forest
James Johnson (14.6), Jeff Teague (13.9)
2006-07 - Georgia Tech
Javaris Crittenton (14.4), Thaddeus Young (14.4)
1982-83 - Georgia Tech
Mark Price (20.3), John Salley (11.5)
1982-83 - Duke
Johnny Dawkins (18.1), Mark Alarie (13.0)

Bosh (2002-03) as ACC leaders in that category.

- Marcus Georges-Hunt's scoring average of 10.5 points per game would be the lowest figure to lead a Tech team in the modern era (1949-50 to the present) if the season ended today. In that period of time, the lowest team-leading scoring averages were posted by Melvin Dold (11.1 in 1949-50), Pete Silas (11.7 in 1950-51) and Jim Wood (11.1 in 1973-74).

- Tech is 10-2 this season when Robert Carter, Jr., scores in double figures, and 11-5 when Georges-Hunt scores in double figures. The Yellow Jackets are 6-1 this season when both Georges-Hunt and Carter, Jr., score in double figures.

- Seven different players have led Tech in scoring this season, and eight different players have scored in double digits.

- Freshman Chris Bolden, in his first start of the season at Duke in game 16 for Tech, became the first Tech player to score 20 points in a game this season. Robert Carter, Jr., became the second Jan. 26 against Wake Forest.

- No Tech player ranks among the ACC's top 25 in scoring, and no Tech player ranks higher than 11th in rebounding.

- Tech has shot 50 percent or better from the floor five times this season: Tulane (56.1 percent, a high for the Yellow Jackets under Brian Gregory, UNC Wilmington (52.9), Fordham (50.0), Wake Forest (54.2 on Jan. 26) and Maryland (51.0). Tech is 12-1 under Brian Gregory when shooting 50 percent.

- The Yellow Jackets are 16-7 overall under

TECH NOTEBOOK

TECH'S RECORD ...

	2012-13	2011-12
At home	11-6	7-8
On the road	2-6	3-9
At neutral sites	2-1	1-3
Vs. top-10 opponents	0-1	0-2
Vs. top-25 opponents	0-3	0-4
Vs. teams over .500	4-13	4-15
Vs. teams under .500	8-0	4-3
Vs. teams at .500	3-0	3-2
While in the top 25	0-0	0-0
In November	4-2	4-3
In December	5-0	3-3
In January	2-6	1-7
In February	4-4	2-6
In March	0-1	1-1
In April	0-0	0-0
Wearing white uniforms	12-6	8-9
Wearing gold uniforms	1-6	3-9
Wearing black uniforms	0-0	0-0
Wearing blue uniforms	0-1	0-2
Game is decided by 5 pts. or fewer	1-4	2-4
Game is decided by 10 or fewer	6-4	3-10
Leading at the half	11-4	8-4
Trailing at the half	4-9	3-16
Tied at the half	0-0	0-0
Leading with 5:00 to play	12-1	11-1
Trailing with 5:00 to play	3-11	0-19
Tied with 5:00 to play	0-1	0-0
In overtime games	0-1	0-1
After a bye in the ACC schedule	0-1	0-1
Tech scores 100 or more points	0-0	0-0
Tech scores 70 or more points	8-1	5-3
Tech scores less than 70 points	7-11	6-17
Opponent scores 100 or more points	0-0	0-0
Opponent scores 70 or more	1-8	1-7
Opponent scores less than 70	14-5	10-13
Tech shoots 50 pct. or better	5-0	7-1
Opponent shoots 50 pct. or better	0-3	0-3
Opponent shoots under 40 pct.	9-2	7-8
Tech has a higher FG% than opponent	14-1	10-8
Tech has a lower FG% than opponent	1-12	1-12
FG percentage is even	0-0	0-0
Tech has more 3-point FGs	9-3	4-3
Tech has fewer 3-point FGs	6-8	6-13
3-point FGs are even	1-1	1-4
Tech attempts more FT than opponent	11-2	7-5
Tech attempts fewer FT than opponent	4-10	4-15
Free throw attempts are even	0-1	0-0
Tech outrebounds opponent	10-5	8-11
Opponent outrebounds Tech	4-7	2-10
Rebounds are even	2-0	1-0
Tech has fewer turnovers than opponent	9-5	4-2
Tech has more turnovers than opponent	5-8	7-16
Turnovers are even	1-0	0-2
Tech has more assists than turnovers	10-5	6-3
Committing more fouls	7-9	3-14
Committing fewer fouls	7-2	8-5
Fouls are even	1-2	0-1
4/more Jackets score in double figures	5-1	5-2
A Jacket scores 20 or more	0-1	4-3
A Jacket scores 30 or more	0-0	0-0
Scoring more bench points	10-6	7-10
Scoring fewer bench points	5-7	4-9
Bench scoring is even	0-0	0-1

Brian Gregory when they record more assists than turnovers.

- With Daniel Miller jumping center, Tech controlled the opening tip in 43 of 59 games since the beginning of the 2011-12 season, and 17 of 25 times this season.

- Tech is 5-4 this season in games decided by fewer than 10 points. The Jackets were 3-11 in such games last year.

- Tech defeated UNC Wilmington, Virginia and Wake Forest (Feb. 16, on the road) this season despite trailing at the 5-minute mark of the second half. The Yellow Jackets had lost its first 21 such games under Brian Gregory.

- Tech is 11-1 this season and 22-1 under Brian Gregory when leading at the 5-minute mark, losing to Virginia Tech on Jan. 12 after holding a 53-50 lead at that point.

- Tech's 11-point lead against Virginia Tech on Jan. 12 was the biggest it has held in a game the Yellow Jackets lost under Gregory.

- Tech's nine-point deficit against Virginia on Feb. 3 was the largest it has overcome to win an ACC game under Gregory. Tech had erased a 13-point deficit to beat VCU in a non-conference game last year.

- Tech's 34-point margin of victory against Alabama State was its biggest in 46 games under Brian Gregory.

Point Taken

An argument can be made that no player on the Georgia Tech team has benefitted more under head coach Brian Gregory's tutelage than Mfon Udofia. After all, it's a point guard learning from a point guard, and Udofia has made a full commitment.

The 6-2 senior was recruited out of Miller Grove High School as part of a class that included teammates Daniel Miller and Kammeon Holsey, and the since-departed Derrick Favors, Brian Oliver and Glen Rice, Jr. After scuffling through his first two seasons and moving in and out of Tech's starting lineup, Udofia's transformation from score-first to pass-first point guard has taken hold.

Gregory relied on Udofia last year to the tune of 31.8 minutes a game. In the pre-conference schedule, Udofia averaged 10.2 points a game but his assist-turnover ratio was just 33/42 in 14 games. Once conference play began, he averaged 9.6 points and his assist/turnover ratio improved to 56/42 over 17 games.

This year has brought even more improvement in his floor game, as well as remarkable progress in shot selection. *See the chart below.*

Season	FG%	3FG%	APG	TO/g	PPG
1st 3 yrs	37.6	30.7	1.97	1.93	7.4
2012-13	37.7	33.7	3.04	1.79	8.4

Miller Time

Coach Brian Gregory has relied on center Daniel Miller this year for more than just his high basketball IQ and passing skills. The second-year Tech coach has asked his pivotman for more scoring, rebounding and aggressiveness, and the 6-11 1/2 junior has responded.

At Clemson, in the 19th game of the season,

Miller surpassed his freshman season 31-game totals for field goals made and attempted, and surpassed his sophomore assist total at Virginia Tech in game 22. The Loganville, Ga., native has tried 6.4 field goals per game this season, compared to 5.5 per game during his first two seasons combined.

Miller is averaging career bests in rebounding (6.8 per game, 7.6 vs. the ACC), offensive rebounds (2.39 per game), blocked shots (2.18 per game) and assists (2.14 per game, 1.40/1 assist/turnover ratio). He has cut down his fouls from 2.42 per game as a freshman to 1.68 as a sophomore to 1.64 this season. His field goal percentage has improved from 49.7 for his first two years to 51.1 this season.

Miller has developed steadily during his three seasons on the court in nearly every area, most dramatically in his ball-handling and defense. *See the chart below.*

2012-13	FG%	OffReb	RPG	Blk/g	PPG
Non-conf.	48.5	2.5	5.8	2.50	6.9
ACC games	52.7	2.3	7.6	1.94	9.0

The Sixth Man Award

They don't give a Sixth Man Award in the Atlantic Coast Conference, but Georgia Tech's Kammeon Holsey would be a prime candidate.

After starting all 31 games for Tech last season, the 6-8 1/2 forward gave way to freshman Robert Carter, Jr., at the beginning of this season and has come off the bench in every game. But the junior from Sparta, Ga., has been among the Yellow Jackets' top four in scoring average all season, currently third at 9.1 points a game while playing under 20 minutes a game.

Holsey's role has been to give the Jackets a burst of energy in the frontcourt off the bench, and he has done so from the very first game, scoring a season-high 18 points on 7-of-8 shooting in just 18 minutes in Tech's season-opening win over Tulane. He matched that with 18 on 8-of-13 shooting with a season-high nine rebounds at North Carolina on Jan. 23.

He has reached double digits on 10 other occasions, has led Tech in scoring five times, and he has converted on 55.7 percent of his shots from the floor this season. He has not played more than 25 minutes (three times), and has been Tech's first sub off the bench in every game but one.

Holsey's numbers are consistent in conference play when compared to all games as well (8.8 ppg, 4.6 rpg, 53.6 pct. FG in ACC games).

More on This Year's Freshman Class

Georgia Tech's incoming freshman class was expected to be a big part of the Yellow Jackets plans this season, and the group has become even more prominent since ACC play began.

Guard Chris Bolden and forwards Marcus Georges-Hunt and Robert Carter, Jr., from the high school class of 2012, have played significant minutes since game one. Georges-Hunt and Carter, Jr., have been in the starting lineup from the first game, and Bolden made his first career start Jan. 17 at Duke.

They have combined to score 42.8 percent of

TECH NOTEBOOK

TECH HIGHS/LOWS

UNDER BRIAN GREGORY

Longest winning streak: 6 games (2012-13 season)

Longest ACC winning streak: 1 game

Longest losing streak: 6 games (2011-12 season)

Longest ACC losing streak: 6 games (2011-12 season)

Most points scored in a game: 92 vs. Florida A&M (won 92-59), 11/11/11

Most points scored - ACC game: 82 vs. NC State (won 82-71), 1/11/12; Wake Forest (won 82-62), 1/26/13

Fewest points scored in a game: 36 vs. Miami (lost 56-34, ACC Tournament), 3/8/12

Fewest points scored - ACC game: 36 vs. Miami (lost 56-34, ACC Tournament), 3/8/12

Most points allowed in a game: 93 vs. North Carolina (lost 93-81), 1/29/12

Most points allowed - ACC game: 93 vs. North Carolina (lost 93-81), 1/29/12

Fewest points allowed in a game: 36 vs. Rice (won 54-36), 11/22/12

Fewest points allowed - ACC game: 47 vs. Boston College (won 51-47), 2/4/12

Largest margin of victory: 34 vs. Alabama State (won 75-41), 12/17/12

Largest margin of victory - ACC game: 20 vs. Wake Forest (82-62), 1/26/13

Largest margin of victory - road game: 20 vs. Savannah State (won 65-45), 12/10/11

Largest margin of victory - ACC road game: 11 vs. NC State (82-71), 1/11/12

Largest losing margin: 32 vs. Virginia (70-38), 1/19/12

Largest losing margin - ACC game: 32 vs. Virginia (70-38), 1/19/12

Most points allowed in a win: 71 vs. NC State (won 82-71), 1/11/12

Most points scored in a loss: 81 vs. North Carolina (lost 93-81), 1/29/12

Fewest points scored in a win: 51 vs. Boston College (won 51-47), 2/4/12

Fewest points allowed in a loss: 54 vs. Miami (lost 54-36), 3/8/12

Largest deficit overcome to win a game: 13 vs. VCU (won 73-60), 11/18/11

Largest deficit overcome to win a road game: 7 vs. Georgia (won 68-56), 12/7/11

Largest lead given up in a loss: 11 vs. Virginia Tech (lost 70-65, ot), 1/12/13

Highest FG pct.: .583 (28-48) vs. Virginia Tech, 2/18/12

Highest FG pct. - ACC game: .583 (28-48) vs. Virginia Tech, 2/18/12

Lowest FG pct.: .292 (14-48) vs. Virginia, 1/19/12

Lowest FG pct. - ACC game: .292 (14-48) vs. Virginia, 1/19/12

Highest 3-pt pct.: .600 (9-15) vs. NC State, 1/11/12

Highest 3-pt pct. - ACC game: .600 (9-15) vs. NC State, 1/11/12

Lowest 3-pt pct.: .059 (1-17) vs. NC State, 2/9/12

Lowest 3-pt pct. - ACC game: .059 (1-17) vs. NC State, 2/9/12

Lowest FG pct. allowed: .229 (11-48) vs. Rice, 11/22/12

Lowest FG pct. allowed - ACC game: .292 (14-48) vs. Wake Forest, 2/16/13

Most assists: 22 vs. Maryland, 2/27/13

Fewest assists: 4 vs. Virginia, 1/19/12

Most turnovers: 24 vs. Florida State, 2/1/12

Fewest turnovers: 6 vs. Virginia, 1/19/12; Wake Forest, 3/3/12

Tech's points overall this season and 46.0 percent in ACC games. They rank 1-2-5 in scoring against the ACC.

They also handle the ball well, Bolden, Carter, Jr., and Georges-Hunt have combined for just 116 turnovers (that's a combined 4.1 per game) and occupy the top three spots on the team for fewest turnovers per 40 minutes.

Class of 2013 guard Solomon Poole also has taken on a greater role. He took over the backup point guard role against Virginia Tech and has averaged more than 10 minutes in Tech's last six games while Bolden has averaged more than 30.

Bolden's insertion into the starting lineup (replacing Brandon Reed) was the first significant lineup change of the season. It was the first time since Dec. 20 (Florida State) and 22 (Kennesaw State) of 2009 that three freshmen had started a game for the Yellow Jackets (Derrick Favors, Brian Oliver, Mfon Udofia).

Tech has played significant stretches of the last four games with four freshmen on the floor when Poole has subbed in for Mfon Udofia.

Following the Trends

- **After scoring** in double figures for five straight games prior to Maryland (12.0 ppg, 48.1 pct. FG, 7-of-15 threes), **Marcus Georges-Hunt** has scored a total of 14 points in Tech's last two games (six assists, 4-for-14 FG, 2-for-6 on 3s).

- **Georges-Hunt** has reached double digits in scoring in 17 of 28 games and has been Tech's leading scorer all season. He ranks fourth among ACC freshmen in scoring average and in double-digit games.

- **Daniel Miller** leads the ACC and ranks 43rd nationally in blocked shots (2.18 per game). Against Maryland, he became 26th ACC player to reach 200 blocked shots for his career and surpassed Malcolm Mackey for third place on the all-time Tech list.

- **Miller** went 12-for-12 from the free throw line against Maryland, the most free throws made by a Tech player since 2008 and the fourth-most without a miss in Tech history.

- In his last five games, **Miller** has averaged 10.4 points, 8.2 rebounds, hit 19-of-37 shots from the floor, had nine assists and 12 blocked shots.

- **Kammeon Holsey** has hit 11 of 15 shots from the floor in Tech's last three games. He is shooting 55.7 percent from the floor this season but has taken 10 or more shots in a game only four times.

- **Brandon Reed** has hit 13-of-27 threes in 10 games coming off the bench, and is shooting a 40 percent from three-point range in ACC games and 37.9 percent in all games, both career bests.

- **Reed** has just two turnovers in the last six games, and is the only player among Tech's top seven scorers with fewer turnovers than games played this season.

- **Mfon Udofia** has 28 assists and 10 turnovers in his last eight games.

- **Robert Carter, Jr.**, has nine blocked shots in his last four games. He has averaged 7.4 rebounds in his last seven games.

- **Carter, Jr.**, hit a three in three consecutive games before NC State (0-for-2).

- **Julian Royal** has scored 15 points while

averaging 7.3 minutes in Tech's last four games (6-for-12 FG) as Tech has tried to boost its bench production.

- **Jason Morris** scored five points and grabbed four rebounds Sunday against NC State. They were his first points in four games since returning from a left foot injury (missed 10 games) and first points since Jan. 2 vs. Chattanooga.

Making History

Georgia Tech has made a little bit of history during its first two seasons under head coach Brian Gregory.

The first came quickly, a 68-56 win over Georgia in Athens last Dec. 7, the team's first victory in Athens in 35 years. The second came Feb. 9 with the Yellow Jackets' 64-54 win over Virginia Tech at Cassell Coliseum, the program's first-ever victory in Blacksburg after seven losses.

Tech had its first back-to-back ACC road wins since the 2007-08 season (Virginia Tech, Wake Forest), after winning just three of its last 36 ACC road games dating back to the 2008-09 season,

Like his two predecessors, Brian Gregory captured his first career ACC victory on the road (82-71 over NC State on Jan. 11). Bobby Cremins defeated Maryland for his first, 45-43 on Dec. 23, 1981, while Paul Hewitt won at Virginia, 73-68, on Jan. 9, 2000.

Unlike his two predecessors, however, Gregory has won in his first two tries against state-rival Georgia.

Boardwork Empire

One of the cornerstones of head coach Brian Gregory's philosophy is that everybody rebounds and Tech wins the rebounding battle every game.

- After getting outrebounded in its first three ACC games this season by an average of 9.3, Tech has outrebounded nine of the last 13 teams it has played (one tie). In its last two games, Tech has outrebounded the No. 1 (Maryland) and No. 3 (NC State) teams in the ACC in rebound margin against league foes by an average of 4.0.

- Tech currently ranks third in the ACC and 97th in the nation in rebound margin (+2.9), including double-digit margins in seven games. Last season, Tech ranked third in the ACC and 60th nationally in rebound margin (+3.5).

- Tech has outrebounded 33 of its 59 opponents under Gregory, with three ties, and 18 of its 33 ACC opponents.

- Tech has had a double-figure rebound game 10 times - Robert Carter, Jr. (five times), Daniel Miller (five) and Marcus Georges-Hunt (once).

- Tech has averaged 11.6 offensive rebounds this season, third-best in the ACC.

- Tech has won the rebounding battle in 19 of its 26 wins under Gregory, and is 4-17 when it has lost the rebounding battle.

Case for Tech's Defense

- Tech ranks 22nd in the nation in adjusted defensive efficiency as calculated by Ken Pomeroy, allowing 89.0 points per 100 possessions. Only Miami, which is No. 11 at 87.0, and Virginia, No. 19 at 88.6, rank ahead of Tech among ACC teams.

TECH NOTEBOOK

TECH ALUMNI IN THE NBA

Player	Team
Chris Bosh	Miami Heat
Will Bynum	Detroit Pistons
Derrick Favors	Utah Jazz
Jarrett Jack	Golden State Warriors
Anthony Morrow	Dallas Mavericks
Iman Shumpert	New York Knicks
Thaddeus Young	Philadelphia 76ers

OTHER TECH ALUMS IN PRO BALL

Tony Akins	Goyang Orions (South Korea)
Alade Aminu	Karsiyaka (Turkey)
D'Andre Bell	Chiba Jets (Japan)
Lewis Clinch	Caneros (Dominican Republic)
B.J. Elder	Pall. Trento (Italy)
Shaun Fein	Antibes (France)
Zam Fredrick	Barys Atyrau (Kazakhstan)
Gani Lawal	Acea Virtus RM (Italy)
Stephon Marbury	Beijing Ducks (China)
Anthony McHenry	Ryukyu Golden Kings Okinawa (Japan)
Moe Miller	Groningen (Holland)
Ismail Muhammad	Bakersfield (NBDL)
Ed Nelson	9 de Julio (Argentina)
Jim Nyström	Solna Vikings (Sweden)
Zachery Peacock	Fraport SKY (Germany)
Glen Rice, Jr.	Rio Grande Valley (NBDL)
Luke Schenscher	Adelaide 36ers (Australia)
Jeremis Smith	Pioneros (Mexico)
Lance Storr	BC Jyväskylä (Finland)
Mario West	Caneros (Dominican Republic)

TECH IN THE ACC-BIG TEN CHALLENGE

Overall record: 4-8 (Home: 3-3, Away: 1-5)

Date	Result	Opponent	TR	OR
11/28/12	aL 62-75	Illinois	-	22/22
11/29/11	hL* 60-76	Northwestern	-	-
11/30/10	aL 71-91	Northwestern	-	-
2009	did not participate		-	-
12/30/08	hL 83-85	Penn State	-	-
11/27/07	aL 79-83	Indiana	-	15/15
11/28/06	hW 77-73	Penn State	21/24	
11/30/05	aL 88-86	Michigan State	-	13/14
11/30/04	hW 99-68	Michigan	4/4	-
12/3/03	aW 73-53	Ohio State	13/15	-
12/4/02	aL 63-64	Minnesota	-	20/17
11/28/01	hW 62-61	Wisconsin	-	-
11/28/00	aL 67-85	Iowa	-	-
12/1/99	hL* 77-80	Michigan	-	-

*Philips Arena, Atlanta, Ga.

TECH'S 20-WIN SEASONS

Year	Overall	Conf.	Post-season
2010	22-12	7-9	NCAA
2007	20-12*	8-8	NCAA
2005	20-12	8-8	NCAA 2nd round
2004	28-10*	9-7	NCAA runner-up
1996	24-12*	13-3	NCAA Sweet 16
1992	23-12*	8-8	NCAA
1990	28-7*	8-6	Final Four
1989	20-12*	8-6	NCAA
1988	22-10*	8-6	NCAA
1986	27-7*	11-3	NCAA Sweet 16
1985	27-8*	9-5	NCAA Elite Eight
1971	23-9*	na	NIT runner-up
1963	21-5*	10-4	none
1960	22-6*	11-3	NCAA Sweet 16

*won 20 games by end of regular season

• Only six opponents have shot 50 percent from the floor against Tech since Brian Gregory became head coach. NC State, Florida State and Virginia (Feb. 24) have done so this season.

• Tech has held 25 teams (eight ACC teams) under 60 points since Brian Gregory arrived and allowed only 12 to score as many as 70.

• The Yellow Jackets have held 27 of 57 foes under 40 percent from the floor under Gregory, seven under 30 percent. This season, 12 opponents have failed to shoot 40 percent, and five of those were under 30 percent.

• NC State and Virginia (Feb. 24) are the only teams to reach 80 points against Tech this season.

• **Defense without fouling** - As of March 3, Tech ranks 47th nationally in scoring defense and 28th in field goal percentage defense, yet is also No. 97 in fewest fouls committed per game (16.7).

• **Defending the three** - Only three teams in the ACC have surrendered fewer three-point field goals this season than has Tech. Tech ranks third in the ACC and 46th nationally in three-point percentage defense.

• Tech gave up 62.6 points per game last year, which was the program's fifth lowest yield going back to the 1955-56 season, the first year statistics are available. This season's yield is 60.9 ppg, which would rank fourth if the season ended today.

• Only one other Tech team (1984-85, 59.4 ppg) surrendered fewer points per game vs. the ACC than did Brian Gregory's first Tech team (65.5). This year's yield of 66.5 ppg ranks fourth-lowest since the Jackets joined the ACC.

• Only three Tech teams since 1960 limited ACC teams to a lower field goal percentage than last year's team (40.3 pct.). Only four Tech teams in the ACC era have posted a better field goal percentage yield against the conference (43.2 pct. last year). Tech has allowed ACC teams 41.6 percent this season, which would be the third-best figure if the season ended today.

• Last year, Tech ranked fourth in the conference in scoring defense (59th nationally) and fourth in field goal percentage defense (35th nationally). That was a team that went 11-20. This year's team has improved upon those rankings.

Streaks of Note

• **Daniel Miller** has started 90 consecutive games, the team's longest streak. He is the only returning player to start every game the last two-plus seasons. He has not missed a game in his Tech career.

• Miller has made his last 15 straight free throws, 12-for-12 against Maryland plus his last three attempts at Virginia. He did not try one against NC State.

• Tech has made at least one 3-point field goal in 256 straight games, dating back to an 0-for-5 effort against Duke on Feb. 23, 2005. The Jackets came close to breaking that streak twice last season - Saint Joseph's (1-for-12) and Virginia (1-for-15).

Notable Career Milestones

• Head coach **Brian Gregory** needs two victories to reach 200 in his head coaching career.

• **Mfon Udofia** surpassed 900 points for his career against Virginia and currently has 955.

• **Kammeon Holsey** surpassed 600 career points at Virginia Tech (has 648).

• **Daniel Miller** surpassed 600 career points against Maryland (now has 616).

• **Miller** surpassed 500 career rebounds Feb. 14 against Clemson (he has 548).

• **Miller** has reached third place in career blocked shots at Tech (203), surpassing Malcolm Mackey (1990-93) and has become the 26th ACC player to accumulate 200 career blocks.

• **Udofia** has reached 18th place on Tech's career assist list with 277. He needs eight to catch Dennis Scott (285) for 17th place.

• **Jason Morris** needs 10 points for 500 in his career.

• **Udofia** went over the 3,000-minute mark for his career against Clemson on Feb. 14.

• **Brandon Reed** surpassed the 800-point plateau for his career against Florida State. He now has 840, including 469 as a freshman at Arkansas State.

Price Honored as ACC Tourney Legend

All-America point guard Mark Price (Enid, Okla.), who was the focal point of the resurgence of the Bobby Cremins-coached Georgia Tech teams of the mid-1980's, is among 13 individuals to be honored as part of the Atlantic Coast Conference's 2013 Men's Basketball Legends Class.

Price (1982-86), the point guard leader of Georgia Tech's basketball resurgence under head coach Bobby Cremins, is one of only four players in ACC history to earn first- or second-team All-ACC honors in each of his four varsity seasons. Price earned 2nd-team All-ACC honors in 1983, leading the conference in scoring as a freshman and earning ACC Rookie of the Year honors. He then was named 1st-team All-ACC in 1984, 1985 and 1986 joining on North Carolina's Tyler Hansborough, Virginia's Jeff Lamp and Duke's Johnny Dawkins as four-year All-ACC honorees.

A three-time All-America, he was a first-team selection in 1985. Price helped Tech post a four-year record of 85-41 for a program which was 14-40 in the two years before he arrived in Atlanta. Price also led the Jackets to earn a bid to the NIT in 1984 and NCAA appearances in 1985 and 1986, as Tech reach the NCAA East Regional finals in 1985 and the Southeast Regional semifinals in 1986. Price was named the winner of the Everett Case Award as the Most Outstanding Player in the 1985 ACC Tournament in Atlanta as he led Tech to its first ACC Basketball Championship.

A finalist for the Wooden and Naismith National Player of the Year Awards in 1986, he was the first pick of the second round of the 1986 NBA Draft by Dallas, which promptly traded him to Cleveland. He went on to a 12-year career in the NBA, the first nine with Cleveland. A four-time NBA All-Star and named to the 1993 All-NBA first-team, Price played a total of 722 NBA games, scoring 10,989 points and averaging 15.2 points and 6.7 assists per game. His career free throw percentage of 90.4 is the best in NBA history, and he compiled a field goal percentage of 47.2 percent and 40.2 percent from three-point range.

After retiring from the NBA at the end of the 1998 season, he began a career in coaching, including spending one season as an assistant to Cr-

TECH NOTEBOOK

GAMES STARTED

	Consec.	2012-13	Career	Career ACC
Chris Bolden	0	12	12	12
Robert Carter, Jr.	28	28	28	16
Marcus Georges-Hunt	24	27	27	16
Kammeon Holsey	0	0	43	27
Pierre Jordan	1	1	2	2
Daniel Miller	90	28	90	50
Jason Morris	1	1	26	19
Stacey Poole, Jr.	0	0	0	0
Brandon Reed	0	15	*73	17
Julian Royal	0	0	0	0
Mfon Udofia	47	28	94	44

*includes starts at Arkansas State

Career ACC includes ACC Tournament starts

DOUBLE FIGURES OFF THE BENCH IN 2012-13

Player	Points	Opponent/Date
Bolden	12	Tulane, 11/9/12
Holsey	*18	Tulane, 11/9/12
Holsey	14	California, 11/23/12
Georges-Hunt	11	California, 11/23/12
Morris	10	Illinois, 11/28/12
Holsey	*14	Illinois, 11/28/12
Holsey	11	Alabama State, 12/17/12
Holsey	*14	The Citadel, 12/22/12
Holsey	10	Chattanooga, 1/2/13
Holsey	10	Chattanooga, 1/2/13
Bolden	10	Virginia Tech, 1/12/13
Holsey	*18	North Carolina, 1/23/13
Holsey	14	Clemson, 1/29/13
Holsey	12	Virginia, 2/3/13
Holsey	13	Virginia Tech, 2/9/13
Holsey	10	North Carolina, 2/19/13
Reed	17	Maryland, 2/27/13

*team-high



T-E-C-H

More evidence of Brian Gregory's nod to Georgia Tech's past can be found in Georgia Tech's new uniforms this year.

This year's jerseys feature the name "TECH" in block lettering on the front, with the team name and the numerals on the front and back outlined and shadowed, reminiscent of the Yellow Jackets' uniforms of the late 1960s and early 1970s, when Rich Yunkus was the star.

Tech has white, gold and blue versions of the new uniforms.

emins at Georgia Tech. Originally a native of Enid, Okla., he now resides in Orlando, Fla.

Tech Storylines

- Georgia Tech's primary goals are always to play solid team and one-on-one defense, win the rebounding battle and be efficient on offense. Brian Gregory prefers to fuel the Yellow Jackets' transition game with superior defensive rebounding rather than by playing the passing lanes and gambling for steals.

- Tech has defeated its in-state rival, Georgia, in consecutive years for the first time since winning three straight from 1992-94.

- The Yellow Jackets' third-place finish in the DirecTV Classic was their best finish in a holiday tournament since finishing third in the 2007 Paradise Jam.

- The entire starting lineup for Tech's final five regular-season games of 2011-12 returned intact for this season - 6-2 guard Mfon Udofia, 6-3 1/2 guard Brandon Reed, 6-5 1/2 forward Jason Morris, 6-8 forward Kammeon Holsey and 6-11 1/2 center Daniel Miller.

- The seven players that are back represented 92 percent of the Yellow Jackets' starts, 82 percent of their scoring and 78 percent of their rebounding from 2011-12.

- Tech brought in five new players from the class of 2012, four freshmen and a transfer, a class ranked as high as 14th nationally. Three of them are making an immediate impact - 6-8 forward Robert Carter, Jr., 6-5 forward Marcus Georges-Hunt and 6-3 guard Chris Bolden.

- The other two: 6-4 1/2 guard/forward Stacey Poole, Jr., who transferred from Kentucky last January, became eligible to play following the completion of the fall semester; 6-0 guard Corey Heyward, who attended Hargrave Military Academy last year, is out for the season with a knee injury suffered in the summer.

- Robert Carter, Jr., and Marcus Georges-Hunt became the first pair of freshmen to start a season opener for Tech since Derrick Favors and Mfon Udofia did so against Florida A&M on Nov. 14, 2009.

- Marcus Georges-Hunt has been named ACC Rookie of the Week twice (Nov. 26, Dec. 10), the first Tech freshmen to earn that honor since the 2009-10 season, when Derrick Favors won it four times.

- Heyward is sitting out this season after tearing the ACL in his left knee in late June and undergoing surgery in August. His rehab progress had gone extremely well when he re-injured the same knee in an unsupervised activity in December and had to have surgery again on Dec. 13. He is still expected to play in 2013-14, but will miss much of the off-season work required of Tech players.

- Tech signed two players from the class of 2013 during the November signing period - 6-0 guard Solomon Poole of Jacksonville, Fla., and 6-8 forward Quinton Stephens from Atlanta. Poole graduated from high school early, however, and became eligible to play Dec. 14.

- Tech's 2012-13 team features 13 of 15 players from the state of Georgia, unprecedented in the history of Yellow Jacket basketball. Stacey Poole, Jr., and his brother Solomon, from Jackson-

ville, Fla., are Tech's only players from outside the state.

- Four current Tech players were on the last Yellow Jacket team to play in Alexander Memorial Coliseum - senior Mfon Udofia, juniors Kammeon Holsey, Daniel Miller and Jason Morris.

- Tech was picked to finish ninth in the ACC in pre-season polls of both the conference coaches and the media.

- Tech's current players for 2012-13 have combined for seven ACC Tournament starts.

Tech's "Poole" of Talent Expands Mid-Season

The end of the fall semester at Georgia Tech marked the beginning of Yellow Jacket careers of brothers Stacey, Jr., and Solomon Poole of Jacksonville, Fla.

Stacey, Jr., the elder brother, transferred from Kentucky and enrolled at Tech last January. The 6-4 wing player has practiced with the Yellow Jackets since last January, became eligible after the fall semester and made his debut Dec. 22 with 21 minutes against The Citadel.

His younger brother, Solomon, was one of the nation's more highly-sought players, a 6-foot guard who was rated a five-star player and as high as No. 14 among all players in the class of 2013. An all-state player at Terry Parker High School in 2011-12, Solomon finished his high school courses and graduated from North Florida Educational Institute and was admitted to Tech in early December. He began to practice with the Yellow Jackets on Dec. 15, and made his debut Dec. 17 against Alabama State.

Poole Trivia

Stacey Poole, Jr., wears No. 12 for Georgia Tech, a number worn most notably by Kenny Anderson, member of the Yellow Jackets' famed "Lethal Weapon 3" combo, and center Luke Schenscher. Both players played in NCAA Final Fours. The last Tech player to wear No. 12 was walk-on D.J. Spain, who played in two games last season.

Solomon Poole is wearing No. 45 for the Yellow Jackets. The last player to wear that number for Tech was walk-on Bert Culbreth during the 1997-98 season. Bruce Dalrymple, the 1984 ACC Rookie of the Year and a key component of Tech's first ACC Championship team in 1985, is Tech's most notable player to wear No. 45.

Jackets Finish Third at DirecTV Classic

Forcing 21 turnovers and hitting seven three-point shots, Georgia Tech overcame a four-point halftime deficit and defeated Saint Mary's, 65-56, to capture third place in the DirecTV Classic in Anaheim, Calif.

Junior guard Brandon Reed notched a career-high 19 points on 6-of-8 shooting with four threes to lead the victory, combining with three other Yellow Jackets to limit the Gaels' star Matthew Dellavedova to five points (1-8 FG) and force five turnovers from him.

Senior guard Mfon Udofia (12.0 ppg) and freshman Marcus Georges-Hunt (11.0 ppg) led the Yellow Jackets offensively in the tournament, while Tech limited its three foes to 34.6-percent shooting from the floor and 28.1 percent from three-point range.

TECH NOTEBOOK

GEORGIA TECH'S

CONFERENCE AFFILIATIONS

Southern Conference	1922-32
Southeastern Conferenc	1933-64
Metro Conference	1975-78
Atlantic Coast Conference	1979-present

MOST FREQUENT NON-ACC FOES

Alabama*	28-41
Auburn*	61-53
Florida*	26-20
Georgia*	103-86
Kentucky*	15-56
Louisville	13-15
Mercer	28-17
Mississippi State*	16-13
South Carolina	24-18
Tennessee*	27-42
Tulane*	36-33
Vanderbilt*	33-38

*SEC member while Tech was a member (1932-64)

TECH AT NON-BCS OPPONENT VENUES

SINCE 2000

Date	Opponent	Conference	Result
12/29/11	Fordham	A-10	L 66-72
12/3/11	Tulane	C-USA	L 52-57
12/22/10	Siena	MAAC	L 57-62
11/15/10	Kennesaw State	A-Sun	L 63-80
1/2/10	Charlotte	A-10	W 76-67
12/14/09	Chattanooga	SoCon	W 95-64
11/22/08	Mercer	A-Sun	W 82-76 (ot)
11/11/07	Tennessee State	OVC	W 99-85
1/10/06	Centenary	Summit	W 85-69
12/28/05	Air Force	Mt. West	L 46-54
11/22/04	Illinois-Chicago	Horizon	W 60-59
11/23/03	Cornell	Ivy	W 90-69
1/2/03	Tulane	C-USA	L 66-80
2/16/02	Saint Louis	C-USA	W 60-40

SEASON DOUBLE-DOUBLES

Since 1953, eight Georgia Tech players have averaged double figures in points and rebounds for an entire season.

Player	Year	PPG	RPG
Alvin Jones	2001	13.4	10.4
Malcolm Mackey	1993	15.6	10.2
Malcolm Mackey	1991	15.3	10.7
Rich Yunkus	1971	25.5	11.1
Rich Yunkus	1970	30.1	12.0
Rich Yunkus	1969	24.1	11.0
Jim Caldwell	1965	17.4	13.8
Jim Caldwell	1964	14.0	14.0
Jim Caldwell	1963	13.7	10.9
Dave Denton	1958	12.0	10.9
Lenny Cohen	1957	13.4	11.1
Dick Lenholt	1955	10.0	10.6
Pete Silas	1953	17.0	13.7

•The 36 points by Rice on Thanksgiving night were the fewest scored by a Tech opponent in the modern era (1949-50 season to the present). The previous low as 37 by Alabama State in 2004 and Wofford in 1977.

•The 22.9 percent shot by Rice from the floor was the second-lowest ever by a Tech opponent and the lowest since Kentucky hit just 16.3 percent (13-for-80) against the Yellow Jackets on Jan. 2, 1960. Howard (in 1957) and Alabama (in 1962) each shot 23.0 percent (17-for-74).

Past Meets Present

Carrying on coach Brian Gregory's ongoing efforts to reach out to Georgia Tech's storied past while building for the future, Georgia Tech welcomed back more than 150 former players, coaches and staff for its season opener Nov. 9 against Tulane.

The effort was led by legendary Tech coach Bobby Cremins, who formed a committee to reach out to former members of the program from every decade possible. They had a reception before the game and were all recognized at halftime, one-by-one, as they surrounded the court.

Many of Tech's former stars were at the game, including its first All-American, Roger Kaiser, all-time leading scorer Rich Yunkus, the 1985 Thin Gold Line of John Salley, Yvon Joseph and Bruce Dalrymple, and 1993 ACC Championship team stars Drew Barry, Travis Best and James Forrest, and 1996 ACC regular-season champion members Matt Harpring and Michael Maddox.

Tech's entire starting lineup from the 1990 Final Four and ACC Championship team attended, including the Lethal Weapon 3 trio of Kenny Anderson, Brian Oliver and Dennis Scott, and post players Malcolm Mackey and Johnny McNeil.

Hello to The Hank

Georgia Tech is now playing its home games in a building that is, for all intents and purposes, brand new. The only physical elements of McCamish Pavilion that remain from the venerable Alexander Memorial Coliseum are the roof, which has been re-covered, and the 32 steel ribs that support it.

The capacity of McCamish Pavilion is 8,600, including 1,665 seats in the new balcony level and 6,935 seats in the lower seating bowl. There are no suites, but there is a premium club area that seats 500. Alexander Memorial Coliseum seated 9,191 spectators in its final configuration.

The most striking features of McCamish Pavilion are its grand entrance, which fronts 10th and Fowler Streets, the ability for patrons to view the court from the main concourse nearly all the way around, and the theatrical lighting system, which bathes the court in bright light while leaving the seating areas dark, modeled after the Staples Center in Los Angeles and Madison Square Garden in New York.

Miami was the last team to play Tech in Alexander Memorial Coliseum, a game Tech won, and was the first ACC team to play in McCamish Pavilion on Jan. 5, which Miami won.

Other facts about the first game in McCamish Pavilion:

Head coaches: Brian Gregory of Georgia Tech, Ed

Conroy of Tulane

Officiating crew: Karl Hess, Gary Maxwell, Raymond Styons

TV announcer crew: Tom Werme, Cory Alexander (ACC Network)

First Tech points: Marcus Georges-Hunt (2 FT, 18:13, 1st half)

First basket: Tulane's Josh Davis (18:44, 1st half)

Attendance: 8,600

Farewell to the Thrillerdome

Georgia Tech played 55 seasons of basketball in Alexander Memorial Coliseum. Over the last year and a half, the venerable building was replaced by a new facility called the McCamish Pavilion, which was built on the same site and opened in September, 2012. The only parts of the AMC that remain are the roof and its 32 steel support ribs.

Tech compiled a record of 556-194 (.741) in the AMC, which opened Nov. 30, 1956 with a 71-61 Tech loss to Duke, and closed March 6, 2011 with a 66-57 Tech win over Miami. Known as the "Thrillerdome," the Coliseum closed as the second-oldest arena in use in the ACC, behind Cameron Indoor Stadium at Duke.

Some facts about the final game in the Thrillerdome:

Head coaches: Paul Hewitt of Georgia Tech (now at George Mason), Frank Haith of Miami (now at Missouri)

Officiating crew: Roger Ayers, Brian Dorsey, Sean Corbin

TV announcer crew: Steve Martin, Eddie Fogler (ACC Network)

Last Tech basket: Moe Miller

Last basket: Miami's Adrian Thomas

Attendance: 8,025

Campus Interruptus

While construction progressed on McCamish Pavilion, Georgia Tech played all of its ACC games, as well as non-conference games against Northwestern and Alabama, in Philips Arena, which is located downtown and is the home arena of the NBA's Atlanta Hawks. Tech has an all-time record of 7-11 in the building (3-8 last season), which also hosted the 2012 ACC Tournament.

The Yellow Jackets' other five non-conference games, all in November and December, were played at the Arena at Gwinnett Center, located up I-85 North in Duluth, Ga. Tech's men's team had never played a game in the building before last season and compiled a 4-1 record there.

Tech Signs Two in Class of 2013

Head coach Brian Gregory and his staff signed two high school basketball players during the early signing period, 6-0 guard Solomon Poole of Jacksonville, Fla., and 6-8 forward Quinton Stephens of Atlanta.

Poole, an all-state guard in 2011-12 at Terry Parker High School in Jacksonville, where he averaged 21 points a game, has already joined his older brother, sophomore Stacey, Jr., on the Yellow Jackets' team by graduating from high school early and enrolling at Tech in December. He was rated a five-star prospect by Rivals and as high as

TECH NOTEBOOK

LAST MEETING

GAME 13

Miami 62, Georgia Tech 49

Jan. 5, 2013 • McCamish Pavilion

Rion Brown came off the bench to score a career-high 22 points, and Miami's overall size gave Georgia Tech fits Saturday as the Hurricanes whipped the Yellow Jackets 62-49 in the Atlantic Coast Conference opener for both teams.

Georgia Tech (10-3) had won six straight and had not faced height like the Hurricanes (10-3) offered.

The Jackets were outscored 26-19 in the paint while losing for the first time in nine games in their new arena, McCamish Pavilion.

Miami outrebounded Georgia Tech 40-29, with Hurricanes forward Kenny Kadji grabbing a season-high 14 to go with 11 points.

Brown, son of former Georgia Tech player Tico Brown, scored 11 points to lead Miami to a 33-23 lead at halftime.

Mfon Udofia and Kammeon Holsey led the Yellow Jackets with 10 points each. Georgia Tech, however, made just 17 of 52 shots.

MIAMI (10-3, 1-0 ACC)

Player	FG-A	3P-A	FT-A	Reb	PF	Pts	A	TO	Bk	S	MIN
Gamble, Julian	2-6	0-0	3-4	7	4	7	1	1	2	0	25
Kadji, Kenny	3-9	1-4	4-6	14	1	11	0	3	2	1	31
Larkin, Shane	2-7	1-3	0-0	4	0	5	6	1	0	3	36
Scott, Durand	2-7	0-2	0-0	0	3	4	4	4	0	2	33
Jones, Trey McKinney	3-10	1-4	2-3	1	4	5	0	9	2	2	0
	0	30									
Akpejori, Raphael	1-3	0-0	0-0	4	4	2	0	1	0	1	13
Brown, Rion	9-11	4-6	0-0	1	1	22	0	0	0	1	23
Swoope, Erik	0-0	0-0	0-2	1	0	0	0	0	0	0	2
Jekiri, Tonye	0-0	0-0	2-2	2	0	2	0	1	1	0	7
Totals	22-53	7-19	11-17	40	13	62	13	13	5	8	200
TOTAL FG%	1st Half: 12-28 42.9%	2nd Half: 10-25 40.0%	Game: 41.5%								
3-Pt. FG%	1st Half: 4-10 40.0%	2nd Half: 3-9 33.3%	Game: 36.8%								
F Throw %	1st Half: 5-6 83.3%	2nd Half: 6-11 54.5%	Game: 64.7%								

GEORGIA TECH (10-3, 0-1 ACC)

Player	FG-A	3P-A	FT-A	Reb	PF	Pts	A	TO	Bk	S	MIN
Georges-Hunt, M.	3-9	0-3	1-2	6	3	7	1	2	0	1	31
Carter Jr., Robert	3-7	1-3	0-0	4	4	7	3	0	0	0	24
Miller, Daniel	2-7	0-0	2-2	7	2	6	0	2	1	1	25
Udofia, Mfon	2-7	2-4	4-5	3	1	10	1	2	0	0	29
Reed, Brandon	0-4	0-3	0-0	1	1	0	0	0	0	0	17
Royal, Julian	0-0	0-0	0-0	1	0	0	0	1	0	0	7
Jordan, Pierre	0-0	0-0	0-0	1	1	0	1	1	1	0	9
Bolden, Chris	2-7	1-2	1-2	0	0	6	1	1	0	2	17
Poole Jr., Stacey	0-0	0-0	0-0	1	0	0	2	1	0	0	4
Morris, Jason	0-3	0-2	0-0	1	0	0	1	0	0	0	9
Holsey, Kammeon	4-7	0-0	2-4	1	1	10	2	2	0	0	24
Poole, Solomon	1-1	1-1	0-0	0	0	3	1	0	0	1	4
Totals	17-52	5-18	10-15	29	13	49	13	12	2	5	200
TOTAL FG%	1st Half: 8-23 34.8%	2nd Half: 9-29 31.0%	Game: 32.7%								
3-Pt. FG%	1st Half: 3-9 33.3%	2nd Half: 2-9 22.2%	Game: 27.8%								
F Throw %	1st Half: 4-6 66.7%	2nd Half: 6-9 66.7%	Game: 66.7%								

Officials: Roger Ayers, Mike Eades, Doug Shows

Technical fouls: Miami-None. Georgia Tech-None.

Attendance: 7614

Score by Periods	1st	2nd	Total
Miami	33	29	62
Georgia Tech	23	26	49

14th among all prep players. Poole attended the North Florida Educational Institute in the fall and played on the AAU circuit for the Atlanta Celtics. His father, Stacey, played college ball at Florida.

Stephens, an all-state selection from The Marist School in Atlanta, is a 3-star prospect in all three major recruiting rankings and ranked as high as No. 78 nationally, No. 18 among the nation's small forwards. He averaged 18.9 points, six rebounds and three assists for the War Eagles last year. He becomes the first scholarship player for the Yellow Jackets from Marist since Matt Harpring, who played 11 years in the NBA and is the No. 2 all-time leading scorer at Tech. Stephens played AAU ball for the Atlanta Express. His father, Bob, played at Drexel collegiately and overseas for more than 10 years.

They Said it...

• "No, and that's no offense to Maryland. We beat Georgia twice. We can have great wins, but this is still Georgia Tech now," - *Tech head coach Brian Gregory when asked if the Maryland victory was his best as a Tech head coach*

• [Robert] Carter was tremendous. He was good. We couldn't guard him. We had no one who could guard Robert Carter," - *Maryland head coach Mark Turgeon*

• "I thought Georgia Tech was great. They made shots. Their bench was great. They played smarter than we played. They got to the foul line a lot more than we did. They were good. Georgia Tech was really good," - *Maryland head coach Mark Turgeon*

• "I think their size inside is a difficult match-up problem for a lot of people, and I think their younger players on the perimeter, Bolden and Marcus Georges-Hunt are good players," - *Clemson head coach Brad Brownell*

• "I think Coach Gregory has done a tremendous job. In fact, I told our players coming into this game I thought they were executing a lot better than we were. I thought the fact that they had been doing such a good job motivated our guys and got our attention," - *Florida State head coach Leonard Hamilton*

• "They came out really hot - they came out the aggressor. They threw a punch and we kind of hit back with a run of ours, but they sustained and they were the tougher team," - *Virginia freshman Justin Anderson*

• "They've really gotten better, and it's just they've had a tough, tough opening part of the conference play. They'd had by far the most difficult schedule in the league. They are going to be a load for anybody as the second part of the season starts," - *North Carolina coach Roy Williams*

• "That's something Tech's guys do very well - they normally get inside position and can score. They're very big, they're very physical, but so are we and so are all the ACC teams. This is a league that prides itself on being very big," - *Miami coach Jim Larranaga*

• "Brian Gregory has done a great job. Wow, has he done a great job. He's got young kids. They defend, they rebound, they kicked our tail on the glass, and we're usually pretty good on the glass. They won the game on the glass. They weren't real sharp, and they still won. That's a compliment to

him and having his guys ready to come out in the second half and just whip our tail on the glass," - *Chattanooga coach John Shulman*

• "I think [Gregory has] done a wonderful job. I think you build with defense, and they are a much better defensive team than they were last year. I'm very impressed watching tape of them. They are playing within themselves, and they understand what their jobs are out there," - *Fordham coach Tom Pecora*

• "After the game, I congratulated Daniel Miller. He's becoming a really good player. He understands what he can and can't do. He's very disciplined around the basket. He's a big son-of-a-gun, so he takes up some great space. I think he's got a bright future. I think Georgia Tech is moving in the right direction," - *Fordham coach Tom Pecora*

• "They're both good ball clubs. Florida is one of the top 10 in the country. They move the ball well and crash the boards well. So does Tech. They both have really great teams and they're very well-coached. That's about all I can say about them because they are both very good ball clubs," - *Alabama State coach Lewis Jackson when asked to compare his team's opponents Florida and Tech*

• "This place has a chance to become a special home court. The crowd is on top of you, it's really loud and the students are tremendous," - *Tech coach Brian Gregory on McCamish Pavilion*

• "I think he's really the difference maker for them. I think he's a much better player than he was a year ago, and in previous years," - *Georgia coach Mark Fox on Mfon Udofia*

• "They're notorious, as are the coaches in that family, for rebounding, and their niche (is) in the area of rebounding; they're terrific on the glass, and they're physical," - *Illinois head coach John Groce*

• "You're still talking about a good ACC team that had the 14th-best recruiting class, so for us it's a nice win," - *California coach Mike Montgomery*

• "Their size is impressive, they stayed really patient, they really make you guard them inside. They're looking for inside presence. They're constantly looking for their post guys, they're taking advantage of you helping, and when you help inside, they had some looks. But inside they battle you and they test you. Because they're big and strong inside - they kind of know their identity," - *Rice coach Ben Braun*

• "We wanted this kind of challenge. I have tremendous respect for Coach [Gregory], the Georgia Tech program and Coach [Bobby] Cremins. I was excited about the opportunity to come here and I wanted that for our program. I'd do it all over again. I know it's a tough assignment on the road the first game of the year, but I thought our guys handled that part of it well," - *Tulane coach Ed Conroy on the challenge coming in and opening Tech's new arena*

• "They have more bodies and are stronger. At least tonight, they were a lot more physical and I think that showed in their emphasis on the boards. I thought they really moved the ball well side-to-side offensively. They didn't take really any bad shots," - *Conroy on the difference between this Tech team and the one Tulane defeated in 2011-12*

TECH NOTEBOOK

TECH AT OFF-CAMPUS ATLANTA VENUES

Philips Arena

12-1-99	Michigan ²	L 77-80
12-11-99	Stanford ¹	L 61-64 (ot)
12-9-00	Kentucky ¹	W 86-84
12-16-01	Syracuse ¹	W 96-80
12-15-02	Tennessee ¹	L 69-70
12-13-03	Saint Louis ¹	W 75-62
12-11-04	Air Force ¹	W 64-42
11-29-11	Northwestern ²	L 60-76
1-3-12	Alabama	L 48-73
1-7-12	Duke	L 74-81
1-19-12	Virginia	L 38-70
1-24-12	Miami	L 49-64
2-4-12	Boston College	W 51-47
2-9-12	NC State	L 52-61
2-21-12	Clemson	L 37-56
2-25-12	Maryland	W 63-61
3-3-12	Boston College	W 69-62
3-8-12	Miami ⁴	L 36-54

Arena at Gwinnett Center

11-11-11	Florida A&M	W 92-59
11-14-11	Delaware State	W 70-52
11-23-11	Siena	W 72-44
12-19-11	Alabama A&M	W 65-54
12-22-11	Mercer	L 59-66

Georgia Dome

12-19-92	Louisville ¹	W 87-85
12-18-93	Vanderbilt ¹	W 86-77
12-17-94	Louisville ¹	L 72-77
11-15-95	Manhattan ³	W 87-67
11-17-95	Oklahoma ³	W 83-72
12-16-95	Louisville ¹	W 88-77
12-21-96	Kentucky ¹	L 59-88
12-20-97	Louisville ¹	W 94-86
12-13-98	Kentucky ¹	L 39-80
3-9-01	Virginia ⁴	W 74-69
3-10-01	North Carolina ⁴	L 63-70
2-11-07	Connecticut	W 65-52
3-12-09	Clemson ⁴	W 86-81
3-13-09	Florida State ⁴	L 62-64

¹Chick-fil-A Classic for Kids; ²ACC-Big Ten Challenge
³Pre-Season NIT; ⁴ACC Tournament

GEORGIA TECH'S HOME COURTS

Peachtree Auditorium	1905-06
Cable Piano Company Hall	1908-09
Crystal Palace	1912-13 through 1913-14
City Auditorium	1919-20 through 1934-35
Atlanta Athletic Club	1919-20
Luckie Street YMCA	1919-20
Temporary Gym	1924-25 through 1930-31
Naval Armory	1935-36 through 1936-37
Heisman Gym	1938-39 through 1955-56
Alexander Memorial Coliseum	1956-57 through 2010-11
The Omni	1995-96
Georgia Dome	1995-96
Philips Arena	2011-12
McCamish Pavilion	2012-13 to the present

• "I really like Coach (Brian) Gregory and his staff. They're going to be fine. He's a great coach. I spent a lot of time over at Tech working out and watching the team this past summer. They're going to be good. It's his first year, so he's got to get everything like he wants to get it. Once he does it, it's going to be great." - **former Tech star Anthony Morrow (now with the Dallas Mavericks)**

• "They're trying to build that culture of commitment to each other and to defense. They're not there yet, but this guy will get it done." - **ESPN analyst Doris Burke on Brian Gregory**

• "His background is of championship ilk. So his team is going to play that way." - **Duke head coach Mike Krzyzewski on Brian Gregory**

Seven Jackets on NBA Rosters

Seven former Georgia Tech players were on opening night rosters in the NBA when the league opened its 2012-13 season.

Two players changed teams during the off-season - Jarrett Jack, a seven-year NBA veteran drafted in the first round in 2005, was traded from New Orleans to Golden State, and Anthony Morrow, a four-year NBA vet, was traded from New Jersey to Atlanta in the off-season, then again to Dallas at the NBA trade deadline on Feb. 21.

Chris Bosh, a first-round draft choice of the Toronto Raptors in 2003, is now in his second season with the Miami Heat after helping that team to the NBA Championship in 2012.

The list includes second-year guard Iman Shumpert, who enjoyed a fine rookie season last

FRESHMAN SCORING AT GEORGIA TECH

Double-digit scoring games by Tech freshmen in the ACC Era

Player (Year)	Opening Streak	Season	Avg.
Marcus Georges-Hunt (2012-13)	7 of 1st 8 games	17/27	10.5
Derrick Favors (2009-10)	11 of 1st 13 games	26/36	12.4
Iman Shumpert (2008-09)	5 of 1st 6 games	16/31	10.6
Chris Bosh (2002-03)	14 of 1st 15 games	28/31	15.6
Jarrett Jack (2002-03)	4 of 1st 7 games	14/31	9.5
Tony Akins (1998-99)	9 of 1st 10 games	17/31	11.3
Dion Glover (1997-98)	1st 18 games	32/33	18.4
Stephon Marbury (1995-96)	1st 26 games	34/36	18.9
Matt Harpring (1994-95)	8 of 1st 14 games	18/36	12.1
Michael Maddox (1994-95)	7 of 1st 8 games	16/36	9.1
James Forrest (1991-92)	5 of 1st 7 games	25/35	13.3
Travis Best (1991-92)	10 of 1st 13 games	25/35	12.3
Kenny Anderson (1989-90)	1st 17 games	33/35	20.6
Dennis Scott (1987-88)	12 of 1st 13 games	28/32	15.5
Tom Hammonds (1985-86)	14 of 1st 15 games	26/34	12.2
Duane Ferrell (1984-85)	5 of 1st 8 games	16/35	9.1
Bruce Dalrymple (1983-84)	1st 19 games	28/29	13.6
Mark Price (1982-83)	1st 6 games	27/28	20.3
John Salley (1982-83)	7 of 1st 11 games	16/28	11.5

GAMES WITH NO 3-POINT FIELD GOALS

Date	Opponent (site)	3P-3PA	Result
2/23/05	Duke	0-5	L 56-60
12/11/04	vs. Air Force (Philips Arena, Atlanta, Ga.)	0-2	W 64-42
3/6/87	Virginia (ACC Tournament, Landover, Md.)	0-3	L 54-55
2/1/87	Maryland	0-1	W 76-72
1/29/87	Duke	0-3	W 75-66
1/24/87	at North Carolina	0-1	L 55-92
1/14/87	North Carolina A&T	0-4	W 83-67
1/12/87	at Old Dominion	0-0	W 81-64
12/27/86	vs. Rutgers (Madison Square Garden)	0-0	W 79-61
12/20/86	vs. SMU (Tokyo, Japan)	0-0	W 63-54
12/19/86	vs. Boston College (Tokyo, Japan)	0-0	W 65-62 (ot)
12/1/86	Pennsylvania	0-3	W 84-57

List does not include games during the 1982-83 season, when the three-point shot was in experimental use at a distance of 17 feet, 9 inches

year with the New York Knicks, which drafted him 17th overall in 2012, before he injured his knee.

Derrick Favors, the third overall pick in the 2011 NBA Draft by the New Jersey Nets, is now in his first full season with the Utah Jazz.

Forward Thaddeus Young, the 12th overall pick in 2007, is in his sixth season with the Philadelphia 76ers. Will Bynum, a member of Tech's 2004 Final Four squad, is in his fifth season with the Detroit Pistons.

TECH ALL-TIME VS. THE ACC

Opponent	Overall	in ACC	Tourney	Longest Win Streak	Longest Losing Streak	Current Streak
Boston College	9-6	5-5	0-0	4 games (1986-2006)	2 games (2009)	Lost 1
Clemson	59-63	31-40	2-0	7 games (1943-66)	14 games (1972-81)	Lost 7
Duke	23-66	19-53	3-7	2 games (5 times)	15 games (1997-2004)	Lost 5
Florida State	27-37	17-23	0-2	5 games (1995-97)	8 games (2007-present)	Lost 8
Maryland	36-39	36-35	4-4	10 games (1984-88)	9 games (1972-81, 2005-10)	Won 2
Miami	6-10	4-9	0-1	4 games (1967-2005)	4 games (2006-08)	Lost 3
North Carolina	24-63	22-49	5-4	4 games (2010-11)	20 games (1971-84)	Lost 3
NC State	37-54	29-40	3-3	7 games (1994-97)	9 games (1977-83)	Lost 3
Virginia	39-35	37-34	5-4	9 games (1990-94)	8 games (1981-83)	Lost 1
Virginia Tech	5-14	4-10	1-3	1 game	4 games (2011-13)	Won 1
Wake Forest	38-37	37-35	0-4	12 games (1985-91)	9 games (1965-83)	Won 3

PLAYER UPDATES

11 • Chris Bolden • G • 6-3 • Fr.

- Aggressive scoring guard from North Gwinnett High School in Suwanee, Ga., who has given Tech an offensive boost since ACC play began ... Developing into a good all-around player.
- Started 11 of the last 12 Tech games (except Senior Night on March 3) and reached double digits in five ... His 20 points at Duke on Jan. 17 were the most by a Tech player this season.
- Had been off to a good start to the ACC season even before getting into the starting lineup ... Fifth on the team in scoring (8.6 ppg) vs. the ACC, and has hit 33.6 percent of his threes, 37.9 percent overall, with 23 assists and a team-high 17 steals.
- Playing 27.3 minutes per game in ACC games after averaging 18.6 per game in non-conference play.
- Scored 14 points with five rebounds in a career-high 37 minutes in the first meeting against Virginia on Feb. 3 ... Scored the game-tying bucket with 3:45 to play, grabbed two big defensive rebounds after that and drained three FT in the final minute.
- Also had double-digits in both games against North Carolina (10 at Chapel Hill, 12 in Atlanta, 10-of-24 FG).
- Has averaged 2.6 rebounds per game vs. the ACC after taking just 1.5 in the pre-conference schedule.
- Scored 12 points in 23 minutes in his collegiate debut against Tulane (5-10 FG, 2-6 on 3s) with three assists and no turnovers ... Was his season-high until the Duke game.
- Second on the team in threes attempted (28-for-96) but has been inconsistent - 8-for-30 in Tech's last eight games.
- Ranked No. 22 among shooting guards in the 2012 class and No. 107 overall in the Rivals Top 150.
- Considered one of the premier shooters in the country, coaches are impressed with the expansion of his game and his ability to positively impact the game with his defense, rebounding and playmaking skills ... Tremendous work ethic and well-taught.
- All-state in class AAAAA, Georgia's highest classification, by the Atlanta Journal-Constitution.
- All-time leading three-point shooter in Gwinnett County history (209 made), led North Gwinnett to the region 7AAAAA title and the quarterfinals of the state AAAAA tournament.

Career Highs

Points: 20, at Duke -- 1/17/13
Rebounds: 5, Virginia -- 2/3/13; Florida State -- 2/5/13
Assists: 4, Virginia Tech -- 1/12/13; at Virginia Tech -- 2/9/13
Steals: 4, Wake Forest -- 1/26/13; at Wake Forest -- 2/16/13
Blocks: 1, vs Rice -- 11/22/12; Clemson -- 2/14/13; at Virginia Tech -- 2/9/13
FG made: 7, at Duke -- 1/17/13
FG attempts: 14, at North Carolina -- 1/23/13
3FG made: 4, at Duke -- 1/17/13
3FG attempts: 8, at Duke -- 1/17/13
FT made: 5, Virginia -- 2/3/13
FT attempts: 7, Virginia -- 2/3/13
Minutes: 37, Virginia -- 2/3/13

4 • Robert Carter, Jr. • F • 6-8 • Fr.

- One of the nation's top-rated prep big men, earned a spot in Tech's starting lineup since the season-opener.
- Tech's second-leading scorer at 10.0 ppg (13 double-digit scoring games this season, seven in ACC games) and is tied for the team lead in rebounds (6.8 per game) with Daniel Miller.
- Ranks fifth among ACC freshmen in scoring and double-digit scoring games, second in rebounding and double-digit rebound games.
- Posted his fifth double-double and second in five games with 19 points and 10 boards in last Wednesday's win over Maryland (7-11 FG, 4-4 FT, two assists, two blocks).
- Named ACC Rookie of the Week Monday largely for that effort.
- Knocked down game-winning free throws with 8.7 seconds left in Feb. 16 win at Wake Forest, 4-for-4 in the game, in which he scored 10 points.
- Scored a career-best 20 in the first meeting against Wake Forest, hitting 9-of-10 FG and 2-of-3 threes ... Came up big in the first meeting against Virginia

- with 14 points (6-8 FG), eight rebounds, three assists and two big blocks.
- Also scored double-doubles Feb. 14 against Clemson (10 pts/11 reb), Chattanooga (13 pts/12 reb) and Alabama State (13 pts/11 reb) ... Within a point or a rebound of getting three others.
- Has six double-digit rebound games this season, hitting his season high of 12 vs. North Carolina (Jan. 23) and Chattanooga.
- In ACC games: 10.1 ppg (team-high) and 6.8 rpg (2nd on the team), 43.7 pct. FG, 33.3 pct. on 3s.
- Scored 19 points against UNC Wilmington (8-for-12) and grabbed nine rebounds ... Five of those points came in succession that lifted Tech from a 62-61 deficit to a 66-62 lead, which it did not relinquish late in the game.
- Tried at least one three in 23 of Tech's 27 games (28.6 pct.) ... Hit a big one off a designed play out of a timeout to help Tech hold off Virginia Tech in Blacksburg.
- Ranked No. 33 nationally (6th among power forwards) in the Rivals150 prep player rankings ... Rated 21st among the nation's seniors according to ESPN, Carter also ranked 7th among the nation's power forwards by ESPN.
- Tech coaches like his versatility and complete skill set, good shooting touch from the perimeter and the skill to be able to stretch defenses ... Plays unselfishly and passes the ball well.

Career Highs

Points: 20, Wake Forest -- 1/26/13
Rebounds: 12, Chattanooga -- 1/2/13; at North Carolina -- 1/23/13
Assists: 3, Miami -- 1/5/13; Alabama State -- 12/17/12; Virginia -- 2/3/13
Steals: 3, The Citadel -- 12/22/12
Blocks: 3, NC State -- 3/3/13
FG made: 9, Wake Forest -- 1/26/13
FG attempts: 12, Virginia Tech -- 1/12/13; Fordham -- 12/29/12; UNC Wilmington -- 12/8/12
3FG made: 2, Virginia Tech -- 1/12/13; Wake Forest -- 1/26/13
3FG attempts: 3, 9 times
FT made: 6, Virginia Tech -- 1/12/13
FT attempts: 8, Virginia Tech -- 1/12/13
Minutes: 33, Virginia Tech -- 1/12/13

32 • Brooks Doyle • G • 6-4 • Fr.

- Non-scholarship player who enrolled at Tech in the summer and began working out with the team.
- Has played in seven games ... Hit his first collegiate three and scored four points against Alabama State in five minutes on the floor.
- Got into Tech's season-opener against Tulane and scored a point on a free throw.
- Lettered three years and served as team captain one year at the Marist School in Atlanta.
- Led the War Eagles to a 20-8 record and a state ranking of No. 8 as a senior ... Advanced to the class AAAAA state quarterfinals where they lost to eventual state champion Miller Grove ... Helped Marist to a 16-11 mark as a junior.

Career Highs

Points: 4, Alabama State -- 12/17/12
Rebounds: 1, Alabama State -- 12/17/12; The Citadel -- 12/22/12
FG made: 1, Alabama State -- 12/17/12
FG attempts: 1, vs Rice -- 11/22/12; Alabama State -- 12/17/12; The Citadel -- 12/22/12
3FG made: 1, Alabama State -- 12/17/12
3FG attempts: 1, vs Rice -- 11/22/12; Alabama State -- 12/17/12
FT made: 1, Tulane -- 11/9/12; Alabama State -- 12/17/12
FT attempts: 2, Tulane -- 11/9/12; Alabama State -- 12/17/12
Minutes: 5, Alabama State -- 12/17/12

3 • Marcus Georges-Hunt • F • 6-5 • Fr.

- Long, physical perimeter player and consistent scorer with the ability to create mismatches at various spots on the floor ... Can score from the perimeter, drive and post up.
- Started 27 of Tech's 28 games and averages 28.4 minutes (team-high 30.6 in ACC games), tops among Tech's freshmen, including a career-high 35 at Duke.
- Leads Tech in scoring at 10.5 ppg, fourth-best among freshmen in the ACC (9.7 ppg in ACC games) ... He is the only freshman in the ACC to lead his team

PLAYER UPDATES

in scoring.

- Has a chance to become the sixth Tech freshman to lead the team in scoring, and first since Javaris Crittenton and Thaddeus Young in 2006-07.
- Reached double digits in five straight games before Maryland (scored eight), averaging 12.8 ppg with a high of 16 at Wake Forest on Feb. 16, his high vs. an ACC team ... Scored seven of Tech's last 11 points in the win at Wake Forest.
- Reached double figures in scoring in 17 games (eight in ACC games), which is fourth-most among ACC freshmen.
- Struggled shooting the ball early in the ACC schedule, but he has hit 29-of-66 from the floor in the last seven games (43.9 pct.) ... Shot less than 33 percent over Tech's first five ACC games.
- Named ACC Rookie of the Week twice this season, first time a Tech player has won that honor since Derrick Favors in 2009-10 (four times).
- Scored season-high 18 points against Georgia (5-10 FG, 3-6 on 3s, 5-8 FT) with six rebounds and two assists ... Scored 14 points on 6-of-8 FG against Tulane in his collegiate debut ... Hit 4-of-5 3s against The Citadel for 12 points.
- Scored all 10 of his points in the final nine minutes against UNCW despite playing with four fouls, helping Tech on a closing 16-4 run to win the game.
- Has just 32 turnovers this season, the best rate on the team (one every 24.9 minutes) ... Has committed zero turnovers in nine games.
- Coaches like his varied skill set, size, strength and athletic ability, his ability to score in a variety of ways and ability to create shots for teammates.
- 4-star recruit, was ranked No. 59 overall in the ESPN100 ... First-team class AAAA all-state performer three straight years at North Clayton High School ... Named AAAA State player of the year in 2012 by the Atlanta Journal-Constitution.

Career Highs

Points: 18, Georgia -- 12/4/12

Rebounds: 10, at North Carolina -- 1/23/13

Assists: 3, 5 times

Steals: 2, 4 times

Blocks: 1, at Illinois -- 11/28/12 ; at Virginia Tech -- 2/9/13

FG made: 6, Chattanooga -- 1/2/13 ; Tulane -- 11/9/12 ; at Wake Forest -- 2/16/13

FG attempts: 12, vs California -- 11/23/12 ; Alabama State -- 12/17/12

3FG made: 4, The Citadel -- 12/22/12

3FG attempts: 6, Georgia -- 12/4/12

FT made: 5, Georgia -- 12/4/12 ; Virginia -- 2/3/13

FT attempts: 8, Georgia -- 12/4/12

Minutes: 35, Duke -- 1/17/13

30 • Corey Heyward • G • 6-0 • Fr.

- Sitting out the 2012-13 season after tearing the anterior cruciate ligament in his left knee in late June, had surgery in July ... Re-injured the knee and underwent a second surgery on Dec. 13.
- Coaches like his character, toughness and competitiveness ... Had rehabbed to the point where he could do certain drills and conditioning in practice.
- Spent the 2011-12 academic year at Hargrave Military Academy in Chatham, Va., after earning first-team all-state honors in class AAAAA in 2010-11 at Peachtree Ridge High School.
- Averaged 16.6 points, 5.2 assists, and 3.5 rebounds per game for Peachtree Ridge ... At Hargrave, he averaged 11 points, 6 rebounds and 6 assists, helping the Tigers to a 38-1 record and the championship game of the national prep school championship.
- Father, Craig, was the former NFL and University of Pittsburgh running back known as "Ironhead" who passed away in 2006 ... Has a brother, Cameron, who starred in football at Ohio State and now plays for the Pittsburgh Steelers.

24 • Kammeon Holsey • F • 6-8 ½ • r-Jr.

- Has given Tech good energy off the bench with his aggressiveness in the post this season after starting all 31 as Tech's 4-man a year ago.
- Averages 9.1 ppg (third on the team) in just 19.4 minutes per game, and is the third-leading rebounder at 4.8 per game.
- Has hit 55.7 pct. of his shots from the floor (tops on the team) ... Is 11-for-15 in Tech's last three games, 47-for-80 (58.8 pct.) in his last 12.
- Converted 61.4 percent of his free throws, major improvement over his first two years (48.4 pct. as a freshman, 52.7 pct. last year) ... Leads team with 83 attempts.

- Has not has a double-digit rebound game this year, but has grabbed as many as eight four times (nine vs. North Carolina and Virginia Tech on the road, eight vs. Duke and Clemson).
- Has averaged 8.8 ppg (4th on the team currently), 4.6 rpg and shot 53.6 pct. with six double-digit efforts in ACC games.
- Scored 13 first-half points to help stake the Yellow Jackets to a 37-18 halftime lead at Virginia Tech and 12 in Tech's Feb. 3 win over Virginia.
- Has scored in double digits in 12 games this season ... Scored a season-high 18 twice, reaching that total in just 18 minutes against Tulane (7-9 FG, 4-5 FT) and 21 minutes at North Carolina (8-13 FG).
- Surpassed 600 career points at Virginia Tech on Feb. 9, and surpassed 300 career rebounds against Duke.
- Missed eight days of pre-season practice with a high ankle sprain, which was a factor in Robert Carter, Jr., starting in his place to open the season.
- Averaged 9.7 ppg and 5.3 rpg in the DirecTV Classic, hitting 10-of-16 FG.
- Scored in double figures in 29 times for his career (15 times last year), and has one career double-double (Maryland on F25 of last year, 16 pts/10 rebounds).
- Missed one game in his career (due to illness as a freshman).

Career Highs

Points: 21, Delaware State -- 11/14/11

Rebounds: 10, Maryland -- 2/25/12

Assists: 4, Wake Forest -- 1/26/13

Steals: 4, Albany -- 11/17/10

Blocks: 2, 5 times

FG made: 9, Delaware State -- 11/14/11

FG attempts: 13, at North Carolina -- 1/23/13

FT made: 7, NC State -- 2/9/12

FT attempts: 8, NC State -- 2/9/12

Minutes: 32, Boston College -- 1/8/11

2 • Pierre Jordan • G • 6-0 • Grad.

- Key member of Tech's team with his ability to spell Mfon Udofia at the point ... Has averaged 10.2 minutes in 46 games at Tech ... Has played sparingly, however, in Tech's last 13 games (6 DNPs), and has seen first-half minutes in three.
- Played 17 minutes against Alabama State, career-high five rebounds and two blocked shots.
- Has just 30 turnovers in 469 career minutes at Tech ... Has 24 turnover-free games in 46 games at Tech.
- Scored in 14 of his 28 games last year, 35.4 pct. FG, and hit 5-of-21 threes ... Scored in just three games this year.
- Enrolled at Tech in August of 2011 after graduating from Florida State ... Scheduled to complete his degree requirements in the spring ... Named to the Academic All-ACC basketball team (Building Construction) last season.
- Best game of last season January 29 at North Carolina (3-3 FG, career-high 7 pts, 4 ast, 1 turnover in 18 min).
- Made first and only career start Jan. 21, 2012 at Clemson (15 min, 3 pts, 3 reb).

Tech Career Highs

Points: 7, at North Carolina -- 1/29/12

Rebounds: 5, Alabama State -- 12/17/12

Assists: 4, at North Carolina -- 1/29/12 ; Siena -- 11/23/11

Steals: 2, 5 times

Blocks: 2, Alabama State -- 12/17/12

FG made: 3, at North Carolina -- 1/29/12

FG attempts: 4, Florida A&M -- 11/11/11 ; Clemson -- 2/21/12 ; Boston College -- 2/4/12

3FG made: 1, 5 times

3FG attempts: 2, Florida A&M -- 11/11/11 ; Alabama A&M -- 12/19/11 ; Clemson -- 2/21/12

FT made: 2, Alabama A&M -- 12/19/11

FT attempts: 2, Alabama A&M -- 12/19/11 ; at Virginia Tech -- 2/18/12

Minutes: 21, Florida A&M -- 11/11/11

5 • Daniel Miller • C • 6-11 ½ • r-Jr.

- Tech's fifth-leading scorer (8.1 ppg) and second-leading rebounder (6.8 per game, t-11th in the ACC with Robert Carter, Jr.).
- Veteran, savvy post player who does an excellent job blocking out and allowing others to get rebounds, and of disrupting the opponents' offenses with

PLAYER UPDATES

his size.

- Has gotten more aggressive on the offensive end, as evidenced by the Feb. 27 win over Maryland game - 16 points to match a career-high and 10 rebounds in Tech's win over Maryland ... Also had three assists and three blocked shots.
- Went 12-for-12 from the line, the most free throws by a Tech player since Moe Miller hit 13 in a 2008 game against Virginia Tech, and tied for the fourth most without a miss in Tech history.
- Last five games: 10.8 ppg, 8.8 rpg, 20-for-37 FG (54.1 pct.), 15-for-16 FT, nine assists, 12 blocks.
- Put together some of the best games of his career this year against ACC foes on the road ... Posted his third double-double this season with 11 points and 11 rebounds at Virginia.
- Scored a career-high 16 points at Clemson (8-of-12 from the floor) ... Set previous career-high for points (15) and earned the fourth double-double of his career (10 rebounds) at NC State (7-11 FG, 3 assists, 0 turnovers, 2 blocks in 34 minutes) ... Scored 13 points (6-for-11 FG, 6 rebounds, 3 assists, 5 blocks in 33 minutes) at Wake Forest.
- Averaging 9.0 ppg, team-high 7.6 rpg and shooting 52.7 pct. in ACC games, with 35 assists.
- Has five double-digit rebound games this season, nine for his career.
- Passed the 500-rebound plateau for his career (now has 548) against Clemson on Feb. 14.
- Surpassed 600 career points against Maryland (has 616).
- Doesn't need to score to have an impact on the game ... Has the team's second-leading assist total (60) for the season and leads the ACC in blocked shots (2.2 pg) ... Has just 43 turnovers and rarely gets in foul trouble.
- Has reached third place at Tech in career blocks (203), surpassing Malcolm Mackey (199) ... Is the ACC's active career leader, and is the 26th player in ACC history with 200 for his career.
- Has eight double-digit scoring games this season ... Scored double digits in 15 games last year after doing so just three times as a freshman ... Has 26 for his career.
- Has not missed a game in his Tech career, starting 90 straight, longest streak on the team ... Only Tech player to start every game the last 2-plus years ... Leads active Tech players with 50 ACC starts.

Career Highs

Points: 16, at Clemson -- 1/29/13 ; Maryland -- 2/27/13

Rebounds: 15, Delaware State -- 11/14/11

Assists: 6, Tulane -- 11/9/12 ; Delaware State -- 11/14/11

Steals: 4, Duke -- 1/7/12

Blocks: 7, Charleston Southern -- 11/12/10

FG made: 8, at Clemson -- 1/29/13

FG attempts: 14, at Boston College -- 2/29/12

3FG attempts: 1, Virginia Tech -- 1/12/13

FT made: 12, Maryland -- 2/27/13

FT attempts: 12, Maryland -- 2/27/13

Minutes: 45 (2ot), Charlotte -- 1/2/11 ; 36 (regulation), Duke -- 1/17/13

14 • Jason Morris • G/F • 6-5 ½ • Jr.

- Potentially explosive scorer when at his best, missed 10 games with plantar fasciitis in his left foot before returning to play two minutes at Wake Forest on Feb. 16 ... Also missed Alabama State and The Citadel in December with the injury, which he aggravated in the ACC opener against Miami.
- In between, he scored nine points each against Fordham and Chattanooga, and gave Tech a boost on the perimeter in those two games by hitting 6-of-7 threes.
- Has played 25 total minutes in four games since his return, 21 in the last two ... Scored five points with four rebounds against NC State Sunday.
- Has reached double digits once this season, averaging 5.5 ppg while hitting 34.2 pct. from the floor ... Is 11-for-27 from three-point range this season.
- Demonstrated what he can give the team in five games sandwiched around his injury before going scoreless against Miami: 7.8 ppg, 14-for-26 FG, 9-for-14 on threes, 3.4 rpg.
- Spent considerable time, and did a fine job, defending star guards Matthew Dellavedova of Saint Mary's (5 pts, 5 turnovers) and Kentavious Caldwell-Pope of Georgia (16 pts on 5-of-17 shooting).
- Had a solid 6-point, 6-rebound effort off the bench against UNCW, and a career-high nine rebounds against Rice.

- Started Tech's last six games of 2011-12 (21 for the year), closing out the regular season with a career-high 22 points with three assists vs. Wake Forest ... Also set career highs for FGA (16), and 3s made and attempted (5-of-7).
- Scored in double digits 11 times last season (five in ACC games), 18 for his career.
- Needs 10 points to reach 500 for his career.

Career Highs

Points: 22, Wake Forest -- 3/3/12

Rebounds: 8, Wake Forest -- 1/19/11

Assists: 4, at Virginia Tech -- 2/18/12

Steals: 4, at Wake Forest -- 3/3/11

Blocks: 3, Alabama A&M -- 12/19/11 ; at Tulane -- 12/3/11

FG made: 8, Wake Forest -- 3/3/12

FG attempts: 16, Wake Forest -- 3/3/12

3FG made: 5, Wake Forest -- 3/3/12

3FG attempts: 7, at Fordham -- 12/29/11 ; Wake Forest -- 3/3/12

FT made: 7, Northwestern -- 11/29/11

FT attempts: 7, Northwestern -- 11/29/11 ; Mercer -- 12/31/10

Minutes: 33, Delaware State -- 11/14/11 ; Duke -- 1/7/12 ; at Virginia Tech -- 2/18/12

31 • Aaron Peek • G/F • 6-4 • So.

- Non-scholarship forward who joined the team after a tryout prior to the beginning of practice last October.
- Played in eight games in his career, including five games this season.
- Helped lead Benjamin E. Mays High School to a district championship in 2009-2010 and 4A State Championship game.
- Named a Georgia Merit Scholar, senior class president, and member of National Honor Society.
- Majoring in Biology/Pre-Medicine.

Career Highs

Rebounds: 1, Alabama State -- 12/17/12 ; Fordham -- 12/29/12 ; Siena -- 11/23/11

Steals: 1, Fordham -- 12/29/12

Blocks: 1, Fordham -- 12/29/12 ; Wake Forest -- 1/26/13

FG attempts: 1, Fordham -- 12/29/12 ; Siena -- 11/23/11 ; at Savannah State -- 12/10/11

3FG attempts: 1, Siena -- 11/23/11

Minutes: 4, Alabama State -- 12/17/12

45 • Solomon Poole • G • 6-0 • Fr.

- Highly-rated guard from Jacksonville, Fla., who signed a letter-of-intent with Georgia Tech in November and has moved into the backup point guard role.
- Made his collegiate debut against Alabama State, and has played in 18 games (all 15 ACC games) since becoming eligible, scoring at least two points in 12 games while totaling 20 assists.
- Gave Tech 17 important minutes at Virginia Tech while Mfon Udofia sat with foul trouble in each half ... Hit a three-pointer and had two assists.
- Averaging 9.1 minutes in ACC games, but has struggled shooting the ball (25 oct. overall).
- Graduated early from North Florida Educational Institute and was admitted to Tech in December ... Became eligible to practice with the team on Dec. 15 and was certified eligible to play by the NCAA on Dec. 14.
- Has explosiveness and athleticism, ability to create scoring opportunities for others and for himself in both the open-court and half-court situations ... Fearless player with tremendous work ethic and toughness.
- Attended and graduated from North Florida Educational Institute in the fall of 2012 ... Was an all-state guard in the 2011-12 season at Terry Parker High School in Jacksonville, where he averaged 21 points a game.
- Four-star prospect by Rivals and Scout, rated as high as 14th among all prep players at one point ... Rated No. 37 in his class in both rating services at the time of his enrollment at Tech ... Played on the AAU circuit for the Atlanta Celtics.
- Father, Stacey, Sr., played college ball at Florida.

Career Highs

Points: 4, The Citadel -- 12/22/12

Rebounds: 3, at Duke -- 1/17/13

Assists: 4, The Citadel -- 12/22/12

PLAYER UPDATES

Steals: 2, at Duke -- 1/17/13
FG made: 2, The Citadel -- 12/22/12
FG attempts: 8, at Duke -- 1/17/13
3FG made: 1, Virginia Tech -- 1/12/13 ; at North Carolina -- 1/23/13 ; Miami -- 1/5/13
3FG attempts: 4, at Duke -- 1/17/13
FT made: 2, Alabama State -- 12/17/12
FT attempts: 2, Wake Forest -- 1/26/13 ; Alabama State -- 12/17/12
Minutes: 18, Duke -- 1/17/13

12 • Stacey Poole, Jr. • G/F • 6-4 ½ • So.

- Transfer from Kentucky who enrolled at Georgia Tech for the spring semester and began practicing with the team January 12 ... Did not see action for UK in 2011-12.
- Became eligible to play for Tech Dec. 15 and has two more years of eligibility at Tech after this season ... Gives Tech good energy and toughness on defense off the bench.
- Has played in 12 ACC games, averaging 6.6 minutes.
- Made his Tech debut against The Citadel with seven points and five rebounds in 21 minutes ... Followed with five points and five rebounds against Fordham in 11 minutes.
- Best ACC games were Jan. 12 against Virginia Tech (five points and three boards with an assist in 16 minutes) and Jan. 26 against Wake Forest (six points, 3-6 FG in 14 minutes).
- Highly recruited prep star ranked as high as 33rd in some recruiting rankings.
- Played in 16 games for Kentucky in 2010-11 as the Wildcats went 29-9 and advanced to the NCAA Final Four in Houston ... Saw action in four SEC games.
- Averaged 16 points, eight rebounds and four assists as a senior at Providence High School in Jacksonville, Fla.
- Ranked as the fourth best small forward and No. 33 overall prospect of 2010 by Rivals.com, the No. 51 overall prospect by ESPNU and 12th best small forward by Scout.com.

Tech Career Highs

Points: 7, The Citadel -- 12/22/12
Rebounds: 5, The Citadel -- 12/22/12 ; Fordham -- 12/29/12
Assists: 2, Miami -- 1/5/13
Steals: 1, Virginia Tech -- 1/12/13 ; at Clemson -- 1/29/13 ; Fordham -- 12/29/12
Blocks: 1, Wake Forest -- 1/26/13
FG made: 3, Wake Forest -- 1/26/13
FG attempts: 9, The Citadel -- 12/22/12
3FG attempts: 2, Wake Forest -- 1/26/13
FT made: 3, The Citadel -- 12/22/12 ; Fordham -- 12/29/12
FT attempts: 6, Fordham -- 12/29/12
Minutes: 21, The Citadel -- 12/22/12

Kentucky Career Highs

Points: 3, Notre Dame -- 12/8/10
Rebounds: 2, Winthrop -- 12/22/10 ; Coppin State -- 12/28/10
Assists: 1, Boston University -- 11/30/10
FG made: 1, Notre Dame -- 12/8/10
FG attempts: 3, Indiana -- 12/11/10
3FG made: 1, Notre Dame -- 12/8/10
3FG attempts: 1, four times
FT made: 1, Coppin State -- 12/28/10
FT attempts: 2, Coppin State -- 12/28/10
Minutes: 8, Washington -- 11/23/10

23 • Brandon Reed • G • 6-3 ½ • r-Jr.

- Wing player who has started 43 games since he joined the program, including Tech's first 15 games this season before giving way to Chris Bolden ... Has averaged 21.6 minutes for his career.
- Has given Tech important minutes, sometimes with scoring, other times on the glass, since he went to the bench, but put it all together to help Tech beat Maryland with 17 points (6-9 FG, 3-4 on 3s, 2-3 FT), five rebounds, four assists, two steals and no turnovers in 21 minutes ... Had scored just six points in the four games prior.
- Has hit 13-of-27 on threes in his last 12 games.
- Scored nine points each against Florida State and Virginia Tech ... Had four assists and four rebounds in Tech's win at Virginia Tech ... Went scoreless but

grabbed six rebounds in win at Wake Forest.

- Solid game against Wake Forest on Jan. 26 with eight points and six rebounds, also had six points at NC State.
- Played good all-around basketball just prior to conference play, averaging 7.3 ppg, 3.2 rpg over his last six non-conference games ... Went 15-for-36 from the floor (6-for-16 on threes), and had 13 assists against five turnovers.
- Led Tech with 14 points (6-of-10 FG, two 3s) with four rebounds and five assists against Alabama State.
- Struggled out of the gate, scoring just nine points in Tech's first four games, but had a break-through effort against Saint Mary's at the DirecTV Classic, establishing a Tech career-best with 19 points (6-8 FG, four 3s).
- Has given great effort on the glass, getting seven rebounds against Rice and six against Tulane and Wake Forest (both meetings), and has committed just 22 turnovers while dishing 34 assists.
- Spent considerable time, and did a fine job, defending star guards Matthew Dellavedova of Saint Mary's (5 pts, 5 turnovers) and Kentavious Caldwell-Pope of Georgia (16 pts on 5-of-17 shooting).
- Has hit career-best 37.9 pct. from 3-point range this season (40.0 pct. in ACC games), an improvement over his 27.9 pct. last year.
- Has reached double figures in 14 games at Tech.
- Surpassed the 800-point plateau for his career against Florida State (now has 840), including 469 during his freshman year at Arkansas State.

Tech Career Highs

Points: 19, vs Saint Mary's -- 11/25/12
Rebounds: 7, vs Rice -- 11/22/12 ; Northwestern -- 11/29/11
Assists: 5, UNC Wilmington -- 12/8/12
Steals: 2, 8 times
Blocks: 1, Chattanooga -- 1/2/13 ; Wake Forest -- 1/26/13 ; Wake Forest -- 3/3/12
FG made: 6, 5 times
FG attempts: 13, at Fordham -- 12/29/11
3FG made: 4, vs Saint Mary's -- 11/25/12 ; at Fordham -- 12/29/11 ; at Florida State -- 2/1/12
3FG attempts: 8, at Florida State -- 2/1/12 ; at Wake Forest -- 2/15/12
FT made: 7, at NC State -- 1/11/12
FT attempts: 8, at NC State -- 1/11/12
Minutes: 39 (ot), at Virginia Tech -- 2/18/12

Arkansas State Career Highs

Points: 34, Denver -- 1/30/10
Rebounds: 9, Arkansas-Little Rock -- 3/6/10
Assists: 6, MacMurray -- 11/16/09 ; New Orleans -- 2/6/10 ; Western Kentucky -- 3/7/10
Steals: 3, New Orleans -- 2/6/10
Blocks: 2, South Alabama -- 1/9/10
FG made: 12, Denver -- 1/30/10
FG attempts: 23, Denver -- 1/30/10
3FG made: 5, Western Kentucky -- 2/20/10
3FG attempts: 10, Arkansas-Little Rock -- 2/4/10 ; Troy -- 2/27/10
FT made: 9, Western Kentucky -- 2/20/10 ; Arkansas-Little Rock -- 2/6/10
FT attempts: 12, Arkansas-Little Rock -- 3/6/10
Minutes: 43, Western Kentucky -- 2/20/10

1 • Julian Royal • F • 6-8 • So.

- Reserve 4-man who has started slowly both as a freshman and again as a sophomore ... Second frontcourt sub off the bench, but has played just eight ACC games and seen limited minutes in those.
- Scored 15 points while averaging 7.3 minutes in Tech's last four games (6-for-12 FG).
- Gave Tech 10 minutes at Wake Forest on Feb. 16 when foul trouble limited Tech's bigs, contributing five points and three rebounds ... They were his first points since Jan. 23 at North Carolina ... Scored four points in six minutes off the bench against Maryland.
- Scored 16 points in Tech's five games (7-for-18 FG, nine rebounds) before conference play began after scoring just two in the first seven ... Scored his only other ACC points on a banked-in three at the buzzer at North Carolina.
- Played season-high 16 minutes against The Citadel, 13 against Alabama State, 10 vs. Fordham.
- Has grown an inch and added 20+ pounds since last year.
- Scored his first points against UNCW (4 points, 2-2 FG, 6 minutes) since the

TECH NOTEBOOK

- season-opener against Tulane (0-for-9 FG in between).
- Averaged 5.1 ppg, 2.8 rpg, 45.8% FG and 10-22 on 3s in ACC games last year.
- Scored career-high 11 pts (5-7 FG) in career-high 29 minutes vs. Miami.
- Has four double-figure scoring games (one vs. ACC team) in his career.

Career Highs

PPoints: 11, Miami -- 1/24/12
Rebounds: 7, Alabama A&M -- 12/19/11
Assists: 4, Florida A&M -- 11/11/11
Steals: 2, Maryland -- 2/27/13 ; at Savannah State -- 12/10/11
Blocks: 2, Presbyterian -- 11/14/12
FG made: 5, Miami -- 1/24/12 ; Alabama A&M -- 12/19/11
FG attempts: 9, at North Carolina -- 1/29/12
3FG made: 2, at Florida State -- 2/1/12
3FG attempts: 3, at Florida State -- 2/1/12 ; Clemson -- 2/21/12 ; Maryland -- 2/25/12
FT made: 7, Florida A&M -- 11/11/11
FT attempts: 8, Florida A&M -- 11/11/11
Minutes: 24, Miami -- 1/24/12

0 • Mfon Udofia • G • 6-2 • Sr.

- Played the point guard position full-time the last two years and has made big strides between then and now.
- Scored in double digits in 10 games this season and is Tech's fourth-leading scorer for the season at 8.4 ppg ... Has averaged 7.5 ppg for ACC games with four double-digit efforts.
- Had his best shooting and scoring effort of the ACC season against Virginia, hitting 4-of-8 overall, 3-of-5 on threes, and 4-for-4 at the line for 15 points.
- Struggled scoring and shooting (5.4 ppg, 13-for-55 FG) since then, but has 28 assists (3.6 pg) and just nine turnovers in eight games.
- His 85/50 assist/turnover ratio is the best of his career.
- Tech is 11-7 when he has more assists than turnovers, 4-6 when he has more turnovers or the same number as assists.
- Has Tech's third-best success rate on threes, and tops the team in threes attempted (101) ... As a percentage of total shots taken this season, his 101 of 199 (50.8 pct.) is the highest of his career (39.4 pct. in first three years combined).
- Scored a season-high 16 points against California in the DirecTV Classic, followed with 11 points and five assists against Saint Mary's, 10 at Illinois and 12 against Georgia in consecutive games.
- Started all but one game the last two seasons, and leads Tech's current roster with 94 career starts.
- Has averaged a 30.5 minutes in Tech's ACC games, second highest on the team ... Led team in minutes (31.8 all games, 33.2 vs. ACC) last year.
- Has 46 double-digit games in his career (19 in ACC play).
- Passed the 900-point plateau against Virginia, currently has 955.

Career Highs

Points: 26, Siena -- 12/2/09
Rebounds: 8, at Clemson -- 1/29/13 ; Arkansas-Pine Bluff -- 12/16/09 ; at Florida State -- 2/1/12
Assists: 9, Maryland -- 2/25/12
Steals: 4, at Clemson -- 1/12/11 ; Savannah State -- 12/11/10
Blocks: 1, 5 times
FG made: 9, Siena -- 12/2/09
FG attempts: 16, Siena -- 12/2/09 ; vs Saint Joseph's -- 11/17/11
3FG made: 5, Siena -- 12/2/09
3FG attempts: 8, at NC State -- 1/9/13 ; Siena -- 12/2/09 ; Florida State -- 12/20/09
FT made: 11, Alabama A&M -- 12/19/11
FT attempts: 14, Alabama A&M -- 12/19/11
Minutes: 41 (ot), Florida State - 12/20/09

BRIAN GREGORY

Head Coach - 2nd Season at Tech

Brian Gregory, who led the University of Dayton to 97 victories over his last four years there and worked under Tom Izzo at Michigan State when the Spartans won the 2000 NCAA championship, was named Georgia Tech's head basketball coach on March 28, 2011.

Gregory is the 13th head coach in Yellow Jacket history. Gregory coached eight seasons at Dayton where he compiled a record of 172-94 and participated in the NCAA Tournament or NIT five times. His 2003-04 and 2008-09 teams earned NCAA Tournament berths, and the Flyers captured the 2010 NIT crown after beating North Carolina in the championship game.

The 1990 Oakland (Mich.) University graduate won 150 games faster (seven seasons) than any coach in Dayton history. Over the last four seasons combined, his teams went 13-4 against BCS-level teams.

Gregory clearly put an emphasis on academics during his tenure at Dayton. Entering the 2010-11 season, every senior who played for Gregory graduated (23-of-23). All seven seniors who played on the 2010 NIT title team graduated that spring.

Prior to becoming the head coach at Dayton, Gregory spent the second of two highly-successful stints at Michigan State, where he was an assistant coach for two years before being promoted to associate head coach under Izzo for the 2001-02 and 2002-03 seasons. During those four years, the Spartans won one NCAA championship (2000), made three Elite Eight appearances, two Final Fours and claimed two Big Ten Conference championships.

A native of Mount Prospect, Ill., Gregory's first coaching job came during his first association with Michigan State in 1990 as a graduate assistant to head coach Jud Heathcote. He became a full-time assistant in 1992 and remained there when Izzo replaced Heathcote as head coach. Gregory left to work one season under Stan Joplin at Toledo in 1996, then returned to the Big Ten where he worked as an assistant coach under Kevin O'Neill at Northwestern for two seasons.

In all, Gregory arrived at Dayton with 15 years of coaching experience, including 12 seasons in the Big Ten Conference.

Gregory as a Head Coach

Season	School	Overall	Conference	Postseason
2003-04	Dayton	24-9	12-4/1st West	NCAA
2004-05	Dayton	18-11	10-6/T2nd West	
2005-06	Dayton	14-17	6-10/T11th	
2006-07	Dayton	19-12	8-8/T7th	
2007-08	Dayton	23-11	8-8/T7th	NIT
2008-09	Dayton	27-8	11-5/T2nd	NCAA Tournament
2009-10	Dayton	25-12	8-8/T7th	NIT Champions
2010-11	Dayton	22-14	7-9/T8th	NIT
Dayton Totals		172-94	70-58	
2011-12	Georgia Tech	11-20	4-12	--
2012-13	Georgia Tech	15-13	5-11	--
Georgia Tech Totals		26-33	9-23	
Career Totals		198-127	79-81	

Gregory as an Assistant Coach

- Michigan State (1992-96, 1999-2003)
- Associate head coach under Tom Izzo, 2001-03
- Assistant coach under Tom Izzo, 1999-2000
- Assistant coach under Tom Izzo, 1995
- Assistant coach under Jud Heathcote 1992-94
- 2000 NCAA champions; Two Final Fours
- Northwestern (1997-99) - Assistant coach under Kevin O'Neill
- Toledo (1996-97)

Personal

- Master of arts in athletic administration at Michigan State, 1992
- Bachelor of arts in secondary education from Oakland University, 1990
- Three-time all-conference selection
- Named Academic All-American in 1990
- Inducted into Oakland University Hall of Fame in 1997
- Attended the U.S. Naval Academy in 1985-86
- Played on the Navy team that featured David Robinson and advanced to the Elite Eight of the NCAA Tournament
- Family: Gregory and his wife, Yvette, have two daughters, Isabella, Elyse

2012-13 ROSTER

NUMERICAL

No.	Name	Pos.	Ht.	Wt.	Cl.	Hometown (High School/College)
0	Mfon Udofia***	G	6-2	195	Sr.	Stone Mountain, Ga. (Miller Grove)
1	Julian Royal*	F	6-8	243	So.	Alpharetta, Ga. (Milton)
2	Pierre Jordan*	G	6-0	165	Gr.	Dunwoody, Ga. (Dunwoody/Florida State)
3	Marcus Georges-Hunt	G/F	6-5	218	Fr.	College Park, Ga. (North Clayton)
4	Robert Carter, Jr.	F	6-8	245	Fr.	Thomasville, Ga. (Shiloh)
5	Daniel Miller**	C	6-11 ½	257	r-Jr.	Loganville, Ga. (Loganville Christian Academy)
11	Chris Bolden	G	6-3	209	Fr.	Suwanee, Ga. (North Gwinnett)
12	Stacey Poole, Jr.#	G/F	6-4 ½	186	So.	Jacksonville, Fla. (Providence HS/Kentucky)
14	Jason Morris**	G/F	6-5 ½	224	Jr.	Augusta, Ga. (The Hotchkiss School, Lakeville, Conn.)
23	Brandon Reed*	G	6-3 ½	182	r-Jr.	Powder Springs, Ga. (Whitefield Academy/Arkansas State)
24	Kammeon Holsey**	F	6-8 ½	231	r-Jr.	Sparta, Ga. (Hancock Central)
30	Corey Heyward	G	6-1	214	Fr.	Duluth, Ga. (Peachtree Ridge/Hargrave Military Academy)
31	Aaron Peek*	G	6-4	188	So.	Atlanta, Ga. (Benjamin E. Mays)
32	Brooks Doyle	G	6-4	185	Fr.	Atlanta, Ga. (Marist School)
45	Solomon Poole	G	6-0	180	Fr.	Jacksonville, Fla. (North Florida Educational Institute)

ALPHABETICAL

No.	Name	Pos.	Ht.	Wt.	Cl.	Hometown (High School/College)
11	Chris Bolden	G	6-3	209	Fr.	Suwanee, Ga. (North Gwinnett)
4	Robert Carter, Jr.	F	6-8	245	Fr.	Thomasville, Ga. (Shiloh)
32	Brooks Doyle	G	6-4	185	Fr.	Atlanta, Ga. (Marist School)
30	Corey Heyward	G	6-1	214	Fr.	Duluth, Ga. (Peachtree Ridge/Hargrave Military Academy)
24	Kammeon Holsey**	F	6-8 ½	231	r-Jr.	Sparta, Ga. (Hancock Central)
3	Marcus Georges-Hunt	G/F	6-5	218	Fr.	College Park, Ga. (North Clayton)
2	Pierre Jordan*	G	6-0	165	Gr.	Dunwoody, Ga. (Dunwoody/Florida State)
5	Daniel Miller**	C	6-11 ½	257	r-Jr.	Loganville, Ga. (Loganville Christian Academy)
14	Jason Morris**	G/F	6-5 ½	224	Jr.	Augusta, Ga. (The Hotchkiss School, Lakeville, Conn.)
31	Aaron Peek*	G	6-4	188	So.	Atlanta, Ga. (Benjamin E. Mays)
45	Solomon Poole	G	6-0	180	Fr.	Jacksonville, Fla. (North Florida Educational Institute)
12	Stacey Poole, Jr.#	G/F	6-4 ½	186	So.	Jacksonville, Fla. (Providence HS/Kentucky)
23	Brandon Reed*	G	6-3 ½	182	r-Jr.	Powder Springs, Ga. (Whitefield Academy/Arkansas State)
1	Julian Royal*	F	6-8	243	So.	Alpharetta, Ga. (Milton)
0	Mfon Udofia***	G	6-2	195	Sr.	Stone Mountain, Ga. (Miller Grove)

*Denotes varsity letters earned; #transfer becomes eligible Dec. 17

Head Coach: Brian Gregory (Oakland, 1990), 2nd year

Assistant Coaches: Chad Dollar (Milligan, 1996), 2nd year; Josh Postorino (Dayton, 1999), 2nd year; Billy Schmidt (Wake Forest, 1992), 2nd year

Director of Player Development: Bruce Evans (Furman, 1992), 1st year

Director of Basketball Operations: Chris Jacobs (Coe College, 1999), 9th year

Strength and Conditioning Coach: Mike Bewley (Eastern Kentucky, 1998), 2nd year

Athletic Trainer: Richard Stewart (Salisbury, 2005), 6th year

Video Coordinator: rent Angelucci (South Carolina, 2009), 2nd year

Pronunciations

Mfon Udofia	MOO-fon YOU-doe-fee-uh
Kammeon Holsey	KAMM-ee-on
McCarnish Pavilion	Mc-CAME-ish

BY CLASS

Freshmen:

Chris Bolden, Robert Carter, Jr.
Brooks Doyle, Marcus Georges-Hunt,
Corey Heyward, Solomon Poole

Sophomores:

Aaron Peek, Stacey Poole, Jr., Julian Royal

Juniors:

Kammeon Holsey (R), Daniel Miller (R),
Jason Morris, Brandon Reed (R)

Seniors:

Pierre Jordan (Grad.), Mfon Udofia

BY STATE

Florida:

Solomon Poole, Stacey Poole, Jr.

Georgia:

Chris Bolden, Robert Carter, Jr.
Brooks Doyle, Corey Heyward
Kammeon Holsey, Marcus Georges-Hunt
Pierre Jordan, Daniel Miller
Jason Morris, Aaron Peek,
Brandon Reed, Julian Royal, Mfon Udofia

BY BIRTHDAY

March 21, 1993	Chris Bolden
March 28, 1994	Marcus Georges-Hunt
April 4, 1994	Robert Carter, Jr.
April 5, 1993	Aaron Peek
May 9, 1989	Pierre Jordan
July 1, 1991	Daniel Miller
Aug. 1, 1990	Mfon Udofia
Aug. 26, 1991	Jason Morris
Aug. 29, 1993	Corey Heyward
Sept. 4, 1990	Kammeon Holsey
Sept. 16, 1992	Julian Royal
Sept. 28, 1994	Solomon Poole
Oct. 17, 1990	Brandon Reed
Oct. 24, 1991	Stacey Poole, Jr.

BY MAJOR

Building Construction/Facility Management:
Pierre Jordan

Business Administration:

Chris Bolden, Robert Carter, Jr.,
Brooks Doyle, Corey Heyward,
Marcus Georges-Hunt, Daniel Miller,
Jason Morris, Solomon Poole,
Julian Royal, Mfon Udofia

Public Policy:

Aaron Peek


Sociology:

Kammeon Holsey, Stacey Poole, Jr.,
Brandon Reed


BY HEIGHT

6-0	Pierre Jordan, Solomon Poole
6-1	Corey Heyward
6-2	Mfon Udofia
6-3	Chris Bolden, Brandon Reed
6-4	Brooks Doyle, Aaron Peek, Stacey Poole, Jr.
6-5	Marcus Georges-Hunt, Jason Morris
6-8	Robert Carter, Jr., Kammeon Holsey, Julian Royal
6-11	Daniel Miller

RADIO-TV ROSTER




Chris Bolden **11**
G • 6-3 • Fr.



Robert Carter **4**
F • 6-8 • Fr.



Brooks Doyle **32**
G • 6-4 • Fr.




Marcus Georges-Hunt **3**
F • 6-5 • Fr.



Brian Gregory
Head Coach




Chad Dollar
Assistant Coach




Corey Heyward **30**
G • 6-1 • Fr.



Kammeon Holsey **24**
F • 6-8 1/2 • r-Jr.



Pierre Jordan **2**
G • 6-0 • Gr.




Daniel Miller **5**
C • 6-11 1/2 • r-Jr.



Josh Postorino
Assistant Coach



Billy Schmidt
Assistant Coach



Jason Morris **14**
G/F • 6-5 1/2 • Jr.



Aaron Peek **31**
G/F • 6-4 • So.



Solomon Poole **45**
G • 6-0 • Fr.




Stacey Poole, Jr. **12**
G • 6-4 • So.



Bruce Evans
Director of Player Development




Chris Jacobs
Director of Operations



Brandon Reed **23**
G • 6-3 1/2 • r-Jr.



Julian Royal **1**
F • 6-8 • So.



Mfon Udofia **0**
G • 6-2 • Sr.



Mike Bewley
Strength and Conditioning Coach



Richard Stewart
Athletic Trainer

TECH NOTEBOOK

Starting Lineups

Game	F	F	C	G	G	
N9	TULANE	Carter, Jr.	Georges-Hunt	Miller	Reed	Udofia
N14	PRESBYTERIAN	Carter, Jr.	Georges-Hunt	Miller	Reed	Udofia
N22	Rice*	Carter, Jr.	Georges-Hunt	Miller	Reed	Udofia
N23	California*	Carter, Jr.	Morris	Miller	Reed	Udofia
N25	Saint Mary's*	Carter, Jr.	Georges-Hunt	Miller	Reed	Udofia
N28	at Illinois	Carter, Jr.	Georges-Hunt	Miller	Reed	Udofia
D4	GEORGIA	Carter, Jr.	Georges-Hunt	Miller	Reed	Udofia
D8	UNC WILMINGTON	Carter, Jr.	Georges-Hunt	Miller	Reed	Udofia
D17	ALABAMA STATE	Carter, Jr.	Georges-Hunt	Miller	Reed	Udofia
D22	THE CITADEL	Carter, Jr.	Georges-Hunt	Miller	Reed	Udofia
D29	FORDHAM	Carter, Jr.	Georges-Hunt	Miller	Reed	Udofia
J2	CHATTANOOGA	Carter, Jr.	Georges-Hunt	Miller	Reed	Udofia
J5	MIAMI	Carter, Jr.	Georges-Hunt	Miller	Reed	Udofia
J9	at NC State	Carter, Jr.	Georges-Hunt	Miller	Reed	Udofia
J12	VIRGINIA TECH	Carter, Jr.	Georges-Hunt	Miller	Reed	Udofia
J17	at Duke	Carter, Jr.	Georges-Hunt	Miller	Bolden	Udofia
J23	at North Carolina	Carter, Jr.	Georges-Hunt	Miller	Bolden	Udofia
J26	WAKE FOREST	Carter, Jr.	Georges-Hunt	Miller	Bolden	Udofia
J29	at Clemson	Carter, Jr.	Georges-Hunt	Miller	Bolden	Udofia
F3	VIRGINIA	Carter, Jr.	Georges-Hunt	Miller	Bolden	Udofia
F5	FLORIDA STATE	Carter, Jr.	Georges-Hunt	Miller	Bolden	Udofia
F9	at Virginia Tech	Carter, Jr.	Georges-Hunt	Miller	Bolden	Udofia
F14	CLEMSON	Carter, Jr.	Georges-Hunt	Miller	Bolden	Udofia
F16	at Wake Forest	Carter, Jr.	Georges-Hunt	Miller	Bolden	Udofia
F19	NORTH CAROLINA	Carter, Jr.	Georges-Hunt	Miller	Bolden	Udofia
F24	at Virginia	Carter, Jr.	Georges-Hunt	Miller	Bolden	Udofia
F27	MARYLAND	Carter, Jr.	Georges-Hunt	Miller	Bolden	Udofia
M3	NC STATE	Carter, Jr.	Georges-Hunt	Miller	Jordan	Udofia
M6	at Miami					
M9	at Boston College					

Specialty Stats (GT/Opp)

Game	Paint	Off TO	2ndCh	FBreak	Bench	
N9	TULANE	52/38	4/10	17/8	13/4	36/5
N14	PRESBYTERIAN	28/14	23/10	11/0	12/10	18/1
N22	Rice*	26/4	14/4	12/3	0/0	15/24
N23	California*	32/24	13/12	10/16	6/2	30/17
N25	Saint Mary's*	14/18	18/13	4/13	2/2	11/21
N28	at Illinois	26/16	14/16	2/7	4/8	30/20
D4	GEORGIA	10/30	6/13	12/11	11/2	17/18
D8	UNC WILMINGTON	34/18	11/16	8/11	24/9	17/33
D17	ALABAMA STATE	40/10	14/10	10/6	27/6	21/23
D22	THE CITADEL	46/16	21/12	25/6	17/2	35/16
D29	FORDHAM	40/16	14/4	6/6	16/5	26/1
J2	CHATTANOOGA	34/20	10/16	21/5	8/6	21/9
J5	MIAMI	16/28	10/12	8/8	7/11	19/26
J9	at NC State	42/38	14/12	17/11	12/18	16/4
J12	VIRGINIA TECH	28/36	6/5	11/10	7/10	22/18
J17	at Duke	24/32	28/5	10/11	12/4	23/4
J23	at North Carolina	38/40	6/15	10/10	5/14	27/39
J26	WAKE FOREST	38/30	26/14	12/14	10/10	24/11
J29	at Clemson	28/38	12/21	10/10	4/10	15/19
F3	VIRGINIA	24/22	15/12	11/9	4/5	12/16
F5	FLORIDA STATE	18/22	15/11	8/6	8/4	21/25
F9	at Virginia Tech	30/16	8/9	6/5	3/6	25/9
F14	CLEMSON	26/30	9/12	15/11	4/2	15/14
F16	at Wake Forest	28/16	13/10	6/14	8/6	9/7
F19	NORTH CAROLINA	22/34	12/21	12/9	8/14	13/17
F24	at Virginia	24/46	5/25	14/10	0/6	13/22
F27	MARYLAND	36/44	17/17	8/10	18/13	29/21
M3	NC STATE	26/36	6/20	19/8	0/12	26/14
M6	at Miami					
M9	at Boston College					
Tech Averages		29.5	13.1	11.1	8.9	20.4
Tech Averages vs. ACC		27.6	12.8	10.7	6.6	18.1

MISCELLANEOUS GAME-BY-GAME

Opponent	Tip	Large Lead	Large Deficit	Ties	Lead Changes	Best Run	Opp. Run	1st GT Sub	Time	On the Floor at the End
TULANE	TLN	21	2	3	1	9-0	6-0	Bolden, Holsey	16:17	Carter, Jr., Doyle, Jordan, Peek, Reed
PRESBYTERIAN	GT	15	4	1	2	18-0	7-0	Bolden, Holsey, Jordan, Morris, Royal	15:06	Carter, Jr., Georges-Hunt, Miller, Reed, Udofia
Rice*	GT	23	4	2	2	12-0	10-0	Holsey	17:28	Bolden, Doyle, Jordan, Morris, Royal
California*	GT	5	14	3	8	9-0	8-0	Bolden, Georges-Hunt, Holsey	15:37	Bolden, Carter, Jr., Holsey, Morris, Udofia
Saint Mary's*	GT	11	6	5	4	8-0	9-0	Holsey, Jordan	17:11	Carter, Georges-Hunt, Morris, Reed, Udofia
at Illinois	GT	6	13	5	8	7-0	10-0	Bolden, Holsey	15:23	Bolden, Carter, Georges-Hunt, Reed, Royal
GEORGIA	GT	15	-	0	0	7-0	8-0	Bolden, Holsey, Morris	15:38	Georges-Hunt, Holsey, Miller, Morris, Reed
UNC WILMINGTON	GT	9	5	4	4	9-0	5-0	Holsey, Morris, Royal	15:23	Georges-Hunt, Miller, Morris, Reed, Udofia
ALABAMA STATE	GT	35	1	0	2	10-0	7-0	Holsey	16:28	Doyle, Jordan, Peek, So.Poole, Reed
THE CITADEL	GT	36	-	0	0	17-0	6-0	Holsey	17:33	Doyle, Jordan, Peek, So.Poole, St.Poole
FORDHAM	GT	26	3	1	3	17-0	6-0	Holsey	17:12	Bolden, Doyle, Peek, So.Poole, St.Poole
CHATTANOOGA	GT	18	7	5	6	8-0	7-0	Holsey	17:54	Carter, Jr., Georges-Hunt, Miller, Morris, Udofia
MIAMI	UM	23	3	4	4	10-0	7-0	Holsey	16:05	Bolden, Carter, Georges-Hunt, Miller, So.Poole
at NC State	NCS	7	17	11	14	7-0	7-0	Holsey	16:26	Georges-Hunt, Holsey, Miller, So.Poole, Reed
VIRGINIA TECH	GT	11	7	5	5	5-0	12-0	Poole, Jr.	16:39	Bolden, Carter, Jr., Miller, Reed, Udofia
at Duke	DU	7	16	1	3	9-0	12-0	Holsey	16:32	Bolden, Carter, Jr., Georges-Hunt, Miller, Poole
at North Carolina	NC	-	19	0	0	5-0	8-0	Holsey, Poole, Jr.	16:14	Carter, Jr., Doyle, Poole, Jr., Reed, Royal
WAKE FOREST	GT	30	-	0	0	16-0	12-0	Holsey	17:14	Doyle, Peek, Poole, Poole, Jr., Royal
at Clemson	GT	10	11	0	1	6-0	14-0	Holsey	15:52	Bolden, Georges-Hunt, Miller, Reed, Udofia
VIRGINIA	GT	6	9	4	4	11-0	8-0	Holsey, Jordan	15:54	Bolden, Georges-Hunt, Miller, Reed, Udofia
FLORIDA STATE	GT	5	13	5	6	9-0	13-0	Holsey	16:35	Bolden, Carter, Jr., Georges-Hunt, Miller, Udofia
at Virginia Tech	GT	25	1	0	1	11-0	11-0	Holsey	16:45	Bolden, Carter, Jr., Georges-Hunt, Reed, Udofia
CLEMSON	GT	-	12	1	0	4-0	7-0	Holsey	17:14	Bolden, Carter, Jr., Georges-Hunt, Miller, Udofia
at Wake Forest	GT	7	5	9	7	8-0	7-0	Holsey, Poole, Reed	15:00	Bolden, Carter, Jr., Georges-Hunt, Miller, Udofia
NORTH CAROLINA	GT	5	22	3	6	8-0	12-0	Holsey, Poole, Jr., Reed	13:37	Bolden, Carter, Georges-Hunt, Holsey, Udofia
at Virginia	GT	5	30	0	1	5-0	12-0	Holsey	15:32	Jordan, Morris, Poole, Reed, Royal
MARYLAND	MD	15	5	2	1	10-0	9-0	Holsey, Poole	16:23	Georges-Hunt, Miller, Morris, Reed, Udofia
NC STATE	GT	4	14	4	1	6-0	12-0	Holsey, Bolden	16:41	Bolden, Georges-Hunt, Miller, Morris, Poole
at Miami										
at Boston College										

2012-13 Georgia Tech Basketball
Georgia Tech Combined Team Statistics (as of Mar 03, 2013)
All games

RECORD:	OVERALL	HOME	AWAY	NEUTRAL
ALL GAMES	15-13	11-6	2-6	2-1
CONFERENCE	5-11	3-6	2-5	0-0
NON-CONFERENCE	10-2	8-0	0-1	2-1

#	Player	gp-gs	min	avg	Total		3-Point		F-Throw		Rebounds			pf	dq	a	to	blk	stl	pts	avg	
					fg-fga	fg%	3fg-fga	3fg%	ft-fa	ft%	off	def	tot									avg
03	Georges-Hunt, Marcus	28-27	796	28.4	107-252	.425	27-84	.321	52-80	.650	47	84	131	4.7	59	1	39	32	2	20	293	10.5
04	Carter Jr., Robert	28-28	743	26.5	110-245	.449	16-56	.286	45-71	.634	54	137	191	6.8	61	2	27	45	27	20	281	10.0
24	Holsey, Kammeon	28-0	543	19.4	102-183	.557	0-0	.000	51-83	.614	59	74	133	4.8	67	1	29	54	10	11	255	9.1
00	Udofia, Mfon	28-28	825	29.5	75-199	.377	34-101	.337	52-80	.650	15	61	76	2.7	60	1	85	50	0	24	236	8.4
05	Miller, Daniel	28-28	793	28.3	91-178	.511	0-1	.000	45-63	.714	67	124	191	6.8	46	0	60	43	61	21	227	8.1
11	Bolden, Chris	28-12	661	23.6	72-197	.365	28-96	.292	18-29	.621	6	53	59	2.1	46	0	37	39	4	21	190	6.8
23	Reed, Brandon	27-15	454	16.8	48-140	.343	25-66	.379	16-26	.615	7	65	72	2.7	28	0	34	22	2	11	137	5.1
14	Morris, Jason	15-1	201	13.4	23-66	.348	12-29	.414	4-8	.500	10	27	37	2.5	15	0	9	15	3	9	62	4.1
45	Poole, Solomon	19-0	169	8.9	12-43	.279	6-23	.261	4-10	.400	2	11	13	0.7	23	1	20	32	0	7	34	1.8
01	Royal, Julian	21-0	140	6.7	15-46	.326	2-13	.154	4-4	1.000	13	15	28	1.3	26	2	3	12	3	6	36	1.7
12	Poole Jr., Stacey	15-0	116	7.7	8-35	.229	0-7	.000	8-13	.615	6	19	25	1.7	10	0	7	6	1	3	24	1.6
32	Doyle, Brooks	7-0	17	2.4	1-3	.333	1-2	.500	2-4	.500	0	2	2	0.3	2	0	0	0	0	0	5	0.7
02	Jordan, Pierre	20-1	156	7.8	3-13	.231	0-6	.000	0-0	.000	1	18	19	1.0	23	0	11	11	3	10	6	0.3
31	Peek, Aaron	5-0	11	2.2	0-1	.000	0-0	.000	0-0	.000	0	2	2	0.4	2	0	0	1	2	1	0	0.0
Team											39	36	75				6					
Total.....		28	5625		667-1601	.417	151-484	.312	301-471	.639	326	728	1054	37.6	468	8	361	368	118	164	1786	63.8
Opponents.....		28	5625		605-1555	.389	156-507	.308	340-510	.667	288	686	974	34.8	445	6	343	361	118	174	1706	60.9

TEAM STATISTICS	GT	OPP	Date	Opponent	Score	Att.
SCORING	1786	1706	11/9/12	TULANE	w 79-61	8600
Points per game	63.8	60.9	11/14/12	PRESBYTERIAN	w 52-38	5733
Scoring margin	+2.9	-	+ 11/22/12	vs Rice	w 54-36	0
FIELD GOALS-ATT	667-1601	605-1555	+ 11/23/12	vs California	L 57-68	1627
Field goal pct	.417	.389	+ 11/25/12	vs Saint Mary's	w 65-56	0
3 POINT FG-ATT	151-484	156-507	# 11/28/12	at Illinois	L 62-75	12224
3-point FG pct	.312	.308	12/4/12	GEORGIA	w 62-54	8600
3-pt FG made per game	5.4	5.6	12/8/12	UNC WILMINGTON	w 73-66	5982
FREE THROWS-ATT	301-471	340-510	12/17/12	ALABAMA STATE	w 75-41	6203
Free throw pct	.639	.667	12/22/12	THE CITADEL	w 73-41	7769
F-Throws made per game	10.8	12.1	12/29/12	FORDHAM	w 73-48	7851
REBOUNDS	1054	974	1/2/13	CHATTANOOGA	w 74-58	5829
Rebounds per game	37.6	34.8	* 1/5/13	MIAMI	L 49-62	7614
Rebounding margin	+2.9	-	* 1/9/13	at NC State	L 70-83	18118
ASSISTS	361	343	* 1/12/13	VIRGINIA TECH	Lot 65-70	7675
Assists per game	12.9	12.3	* 1/17/13	at Duke	L 57-73	9314
TURNOVERS	368	361	* 1/23/13	at North Carolina	L 63-79	19124
Turnovers per game	13.1	12.9	* 1/26/13	WAKE FOREST	w 82-62	8180
Turnover margin	-0.2	-	* 1/29/13	at Clemson	L 60-63	7059
Assist/turnover ratio	1.0	1.0	* 2/3/13	VIRGINIA	w 66-60	7128
STEALS	164	174	* 2/5/13	FLORIDA STATE	L 54-56	7012
Steals per game	5.9	6.2	* 2/9/13	at Virginia Tech	w 64-54	6006
BLOCKS	118	118	* 2/14/13	CLEMSON	L 53-56	6862
Blocks per game	4.2	4.2	* 2/16/13	at Wake Forest	w 57-56	10486
ATTENDANCE	125200	96190	* 2/19/13	NORTH CAROLINA	L 58-70	8600
Home games-Avg/Game	17-7365	8-11820	* 2/24/13	at Virginia	L 54-82	12232
Neutral site-Avg/Game	-	3-542	* 2/27/13	MARYLAND	w 78-68	6962
			* 3/3/13	NC STATE	L 57-70	8600

Score by Periods	1st	2nd	OT	Totals
Georgia Tech	889	887	10	1786
Opponents	810	881	15	1706

* = Conference game
+ = DirecTV Classic, Anaheim, Calif.
= ACC/Big Ten Challenge
! = ACC Tournament, Greensboro, N.C.

2012-13 Georgia Tech Basketball
Georgia Tech Combined Team Statistics (as of Mar 03, 2013)
Conference games

RECORD:	OVERALL	HOME	AWAY	NEUTRAL
ALL GAMES	5-11	3-6	2-5	0-0
CONFERENCE	5-11	3-6	2-5	0-0
NON-CONFERENCE	0-0	0-0	0-0	0-0

#	Player	gp-gs	min	avg	Total		3-Point		F-Throw		Rebounds				pf	dq	a	to	blk	stl	pts	avg
					fg-fga	fg%	3fg-fga	3fg%	ft-fa	ft%	off	def	tot	avg								
04	Carter Jr., Robert	16-16	446	27.9	62-142	.437	12-36	.333	25-39	.641	29	80	109	6.8	42	2	14	32	18	10	161	10.1
03	Georges-Hunt, Marcus	16-16	490	30.6	58-145	.400	13-42	.310	26-42	.619	27	49	76	4.8	37	1	21	22	1	8	155	9.7
05	Miller, Daniel	16-16	485	30.3	58-110	.527	0-1	.000	28-36	.778	37	84	121	7.6	32	0	35	30	31	14	144	9.0
24	Holsey, Kammeon	16-0	312	19.5	60-112	.536	0-0	.000	21-39	.538	30	43	73	4.6	39	1	13	36	8	7	141	8.8
11	Bolden, Chris	16-12	437	27.3	50-132	.379	20-59	.339	18-29	.621	5	36	41	2.6	28	0	23	26	3	17	138	8.6
00	Udofia, Mfon	16-16	488	30.5	33-119	.277	19-63	.302	35-49	.714	10	40	50	3.1	42	1	43	28	0	12	120	7.5
23	Reed, Brandon	15-3	226	15.1	23-71	.324	14-35	.400	5-11	.455	5	27	32	2.1	15	0	16	11	1	8	65	4.3
01	Royal, Julian	9-0	43	4.8	7-15	.467	2-4	.500	2-2	1.000	3	7	10	1.1	4	0	1	2	0	2	18	2.0
45	Poole, Solomon	16-0	146	9.1	9-36	.250	6-21	.286	2-8	.250	2	6	8	0.5	22	1	15	25	0	5	26	1.6
14	Morris, Jason	5-0	34	6.8	2-11	.182	1-5	.200	0-0	.000	1	4	5	1.0	4	0	2	2	0	3	5	1.0
12	Poole Jr., Stacey	12-0	79	6.6	5-23	.217	0-5	.000	2-3	.667	4	10	14	1.2	8	0	6	5	1	2	12	1.0
02	Jordan, Pierre	8-1	36	4.5	1-5	.200	0-3	.000	0-0	.000	1	1	2	0.3	6	0	2	2	1	2	2	0.3
31	Peek, Aaron	1-0	1	1.0	0-0	.000	0-0	.000	0-0	.000	0	0	0	0.0	1	0	0	0	1	0	0	0.0
32	Doyle, Brooks	2-0	2	1.0	0-0	.000	0-0	.000	0-0	.000	0	0	0	0.0	0	0	0	0	0	0	0	0.0
Team											23	22	45				2					
Total.....		16	3225		368-921	.400	87-274	.318	164-258	.636	177	409	586	36.6	280	6	191	223	65	90	987	61.7
Opponents.....		16	3225		380-914	.416	89-275	.324	215-311	.691	168	409	577	36.1	241	2	208	196	82	114	1064	66.5

TEAM STATISTICS	GT	OPP	Date	Opponent	Score	Att.
SCORING	987	1064	* 1/5/13	MIAMI	L 49-62	7614
Points per game	61.7	66.5	* 1/9/13	at NC State	L 70-83	18118
Scoring margin	-4.8	-	* 1/12/13	VIRGINIA TECH	Lot 65-70	7675
FIELD GOALS-ATT	368-921	380-914	* 1/17/13	at Duke	L 57-73	9314
Field goal pct	.400	.416	* 1/23/13	at North Carolina	L 63-79	19124
3 POINT FG-ATT	87-274	89-275	* 1/26/13	WAKE FOREST	w 82-62	8180
3-point FG pct	.318	.324	* 1/29/13	at Clemson	L 60-63	7059
3-pt FG made per game	5.4	5.6	* 2/3/13	VIRGINIA	w 66-60	7128
FREE THROWS-ATT	164-258	215-311	* 2/5/13	FLORIDA STATE	L 54-56	7012
Free throw pct	.636	.691	* 2/9/13	at Virginia Tech	w 64-54	6006
F-Throws made per game	10.3	13.4	* 2/14/13	CLEMSON	L 53-56	6862
REBOUNDS	586	577	* 2/16/13	at Wake Forest	w 57-56	10486
Rebounds per game	36.6	36.1	* 2/19/13	NORTH CAROLINA	L 58-70	8600
Rebounding margin	+0.6	-	* 2/24/13	at Virginia	L 54-82	12232
ASSISTS	191	208	* 2/27/13	MARYLAND	w 78-68	6962
Assists per game	11.9	13.0	* 3/3/13	NC STATE	L 57-70	8600
TURNOVERS	223	196				
Turnovers per game	13.9	12.3				
Turnover margin	-1.7	-				
Assist/turnover ratio	0.9	1.1				
STEALS	90	114				
Steals per game	5.6	7.1				
BLOCKS	65	82				
Blocks per game	4.1	5.1				
ATTENDANCE	68633	82339				
Home games-Avg/Game	9-7626	7-11763				
Neutral site-Avg/Game	-	0-0				

* = Conference game
+ = DirectTV Classic, Anaheim, Calif.
= ACC/Big Ten Challenge
! = ACC Tournament, Greensboro, N.C.

Score by Periods	1st	2nd	OT	Totals
Georgia Tech	495	482	10	987
Opponents	498	551	15	1064

2012-13 Georgia Tech Basketball
Georgia Tech Points-Rebounds-Assists (as of Mar 03, 2013)
All games

Opponent	Date	Score		00	01	02	03	04	05	11
				UDOFIA,MFO	ROYAL,JULI	JORDAN,PIE	GEORGES-HU	CARTER JR.	MILLER,DAN	BOLDEN,CHR
TULANE	11/9/12	79-61	w	8-2-2	2-1-0	0-0-1	14-7-1	9-7-1	10-10-6	12-1-3
PRESBYTERIAN	11/14/12	52-38	w	7-0-6	0-4-0	2-1-0	10-4-2	10-4-0	7-9-1	4-0-0
vs Rice	11/22/12	54-36	w	9-4-3	0-1-0	0-3-0	11-9-2	7-5-1	5-3-3	2-3-1
vs California	11/23/12	57-68	L	16-3-0	0-0-0	0-0-0	11-5-1	3-5-1	4-4-1	5-3-2
vs Saint Mary's	11/25/12	65-56	w	11-4-5	0-1-0	0-1-0	11-0-1	11-6-0	2-1-1	4-2-0
at Illinois	11/28/12	62-75	L	10-2-3	0-2-0	0-2-0	9-1-1	7-7-2	6-2-2	6-2-2
GEORGIA	12/4/12	62-54	w	12-2-2	0-0-0	0-0-1	18-6-2	5-5-0	6-8-2	6-1-0
UNC WILMINGTON	12/8/12	73-66	w	7-1-5	4-0-0	0-0-2	10-5-2	19-9-1	12-3-1	5-0-1
ALABAMA STATE	12/17/12	75-41	w	12-2-4	2-4-0	0-5-2	9-5-1	13-11-3	6-5-1	2-2-1
THE CITADEL	12/22/12	73-41	w	7-2-3	8-3-1	0-1-1	12-5-0	9-10-1	4-8-1	2-2-0
FORDHAM	12/29/12	73-48	w	3-2-7	2-2-1	2-2-1	7-2-3	14-1-1	14-9-2	2-1-2
CHATTANOOGA	1/2/13	74-58	w	14-2-2	0-0-0	0-2-1	16-6-2	13-12-2	7-8-4	2-1-2
MIAMI	1/5/13	49-62	L	10-3-1	0-1-0	0-1-1	7-6-1	7-4-3	6-7-0	6-0-1
at NC State	1/9/13	70-83	L	13-3-2	0-1-0	0-0-0	8-2-1	12-7-0	15-10-3	7-3-0
VIRGINIA TECH	1/12/13	65-70	L	11-2-3	DNP	DNP	11-3-0	12-5-0	6-11-1	10-2-4
at Duke	1/17/13	57-73	L	9-3-2	DNP	DNP	7-3-1	8-9-0	9-9-2	20-4-1
at North Carolina	1/23/13	63-79	L	3-7-1	3-1-0	DNP	6-10-1	9-12-0	8-5-2	10-2-0
WAKE FOREST	1/26/13	82-62	w	9-1-3	0-1-1	0-0-0	12-6-1	20-6-1	8-5-5	9-1-3
at Clemson	1/29/13	60-63	L	7-8-1	0-1-0	DNP	11-7-3	3-3-0	16-4-1	8-1-1
VIRGINIA	2/3/13	66-60	w	15-1-2	DNP	0-0-0	7-4-0	14-8-3	4-8-4	14-5-1
FLORIDA STATE	2/5/13	54-56	L	6-4-4	DNP	2-0-1	8-3-1	4-3-0	9-5-4	6-5-3
at Virginia Tech	2/9/13	64-54	w	7-4-0	DNP	DNP	13-9-0	7-9-0	7-7-2	5-3-4
CLEMSON	2/14/13	53-56	L	6-0-4	DNP	0-0-0	11-5-1	10-11-1	2-6-2	9-3-0
at Wake Forest	2/16/13	57-56	w	3-4-6	5-3-0	DNP	16-3-0	10-5-0	13-6-3	6-2-0
NORTH CAROLINA	2/19/13	58-70	L	6-2-4	DNP	DNP	12-7-2	9-8-2	6-12-1	12-4-1
at Virginia	2/24/13	54-82	L	4-3-2	2-1-0	0-0-0	12-1-3	9-5-0	11-11-1	5-0-1
MARYLAND	2/27/13	78-68	w	2-1-5	4-0-0	DNP	8-1-3	19-10-2	16-9-3	4-2-1
NC STATE	3/3/13	57-70	L	9-4-3	4-1-0	0-1-0	6-6-3	8-4-2	8-6-1	7-4-2

Opponent	Date	Score		12	14	23	24	31	32	45
				POOLE JR.,	MORRIS,JAS	REED,BRAND	HOLSEY,KAM	PEEK,AARON	DOYLE,BROO	POOLE,SOLO
TULANE	11/9/12	79-61	w	DNP	3-4-1	2-6-1	18-7-2	0-0-0	1-0-0	DNP
PRESBYTERIAN	11/14/12	52-38	w	DNP	5-0-0	0-3-0	7-5-1	DNP	DNP	DNP
vs Rice	11/22/12	54-36	w	DNP	4-9-0	7-7-0	9-6-2	DNP	0-0-0	DNP
vs California	11/23/12	57-68	L	DNP	4-2-0	0-1-1	14-4-2	DNP	DNP	DNP
vs Saint Mary's	11/25/12	65-56	w	DNP	2-0-1	19-2-3	5-7-0	DNP	DNP	DNP
at Illinois	11/28/12	62-75	L	DNP	10-4-1	0-2-0	14-4-1	DNP	DNP	DNP
GEORGIA	12/4/12	62-54	w	DNP	5-1-0	4-3-2	6-6-1	DNP	DNP	DNP
UNC WILMINGTON	12/8/12	73-66	w	DNP	6-6-1	8-4-5	2-2-0	DNP	DNP	DNP
ALABAMA STATE	12/17/12	75-41	w	DNP	DNP	14-5-4	11-5-3	0-1-0	4-1-0	2-2-1
THE CITADEL	12/22/12	73-41	w	7-5-0	DNP	6-2-2	14-7-2	0-0-0	0-1-0	4-2-4
FORDHAM	12/29/12	73-48	w	5-5-1	9-3-1	9-3-0	4-5-1	0-1-0	0-0-0	2-1-0
CHATTANOOGA	1/2/13	74-58	w	0-1-0	9-3-2	3-2-0	10-2-1	DNP	DNP	DNP
MIAMI	1/5/13	49-62	L	0-1-2	0-1-1	0-1-0	10-1-2	DNP	DNP	3-0-1
at NC State	1/9/13	70-83	L	0-1-1	DNP	6-1-0	7-4-0	DNP	DNP	2-1-1
VIRGINIA TECH	1/12/13	65-70	L	5-3-1	DNP	3-1-2	4-3-2	DNP	DNP	3-0-0
at Duke	1/17/13	57-73	L	DNP	DNP	DNP	4-8-0	DNP	DNP	0-3-1
at North Carolina	1/23/13	63-79	L	0-1-0	DNP	3-0-1	18-9-0	DNP	0-0-0	3-1-3
WAKE FOREST	1/26/13	82-62	w	6-2-1	DNP	8-6-1	8-5-4	0-0-0	0-0-0	2-1-0
at Clemson	1/29/13	60-63	L	0-1-1	DNP	1-3-1	14-4-1	DNP	DNP	0-0-2
VIRGINIA	2/3/13	66-60	w	0-1-0	DNP	0-1-1	12-4-1	DNP	DNP	0-0-0
FLORIDA STATE	2/5/13	54-56	L	1-1-0	DNP	9-0-1	6-1-0	DNP	DNP	3-0-0
at Virginia Tech	2/9/13	64-54	w	DNP	DNP	9-4-4	13-9-1	DNP	DNP	3-1-2
CLEMSON	2/14/13	53-56	L	0-1-0	DNP	3-2-0	9-8-0	DNP	DNP	3-1-1
at Wake Forest	2/16/13	57-56	w	0-0-0	0-0-0	0-6-1	4-2-0	DNP	DNP	0-0-0
NORTH CAROLINA	2/19/13	58-70	L	0-2-0	DNP	3-0-0	10-6-0	DNP	DNP	0-0-1
at Virginia	2/24/13	54-82	L	0-0-0	0-0-0	0-1-0	8-2-0	DNP	DNP	3-0-1
MARYLAND	2/27/13	78-68	w	DNP	0-0-1	17-5-4	8-3-1	DNP	DNP	0-0-2
NC STATE	3/3/13	57-70	L	DNP	5-4-0	3-1-0	6-4-1	DNP	DNP	1-0-0

2012-13 Georgia Tech Basketball
Georgia Tech Team Game-by-Game Comparison (as of Mar 03, 2013)
All games

Opponent	1st	2nd	Score	Mar	Total FG	FG Pct	3-Pointers	3FG Pct	Free Throws	FT Pct	Rebounds	Assist	T/Over	Block	Steal	Fouls
TULANE	39/30	40/31	79-61	+18	32-57/25-59	.561/.424	3-14/3-12	.214/.250	12-19/8-16	.632/.500	47/23 +24	18/6	10/4	6/1	3/4	17/17
PRESBYTERIAN	24/25	28/13	52-38	+14	19-57/15-40	.333/.375	3-20/5-15	.150/.333	11-16/3-7	.688/.429	34/30 +4	10/10	7/18	3/1	6/3	11/20
Rice	27/19	27/17	54-36	+18	21-54/11-48	.389/.229	3-18/9-30	.167/.300	9-13/5-9	.692/.556	50/26 +24	12/9	14/12	3/1	6/5	14/13
California	33/34	24/34	57-68	(11)	24-61/23-52	.393/.442	2-15/3-14	.133/.214	7-10/19-26	.700/.731	29/41 (12)	8/15	10/15	0/3	3/3	21/12
Saint Mary's	22/26	43/30	65-56	+9	21-55/17-46	.382/.370	7-19/6-20	.368/.300	16-19/16-21	.842/.762	26/38 (12)	11/13	11/21	1/2	4/5	17/16
Illinois	35/36	27/39	62-75	(13)	23-52/27-57	.442/.474	8-21/14-28	.381/.500	8-13/7-18	.615/.389	30/36 (6)	12/15	17/14	6/7	7/7	15/17
GEORGIA	35/22	27/32	62-54	+8	16-48/18-57	.333/.316	9-21/2-17	.429/.118	21-32/16-22	.656/.727	38/43 (5)	10/7	11/11	6/4	8/7	17/22
UNC WILMINGTON	35/36	38/30	73-66	+7	27-51/22-56	.529/.393	5-11/9-20	.455/.450	14-24/13-17	.583/.765	32/34 (2)	18/13	11/13	3/2	8/4	15/19
ALABAMA STATE	40/20	35/21	75-41	+34	29-59/15-60	.492/.250	8-19/4-19	.421/.211	9-16/7-14	.563/.500	51/30 +21	20/11	19/15	9/4	8/6	15/17
THE CITADEL	41/16	32/25	73-41	+32	31-71/15-59	.437/.254	5-18/3-22	.278/.136	6-9/8-12	.667/.667	51/33 +18	15/12	14/17	4/2	11/7	13/12
FORDHAM	35/25	38/23	73-48	+25	29-58/16-57	.500/.281	5-16/4-19	.313/.211	10-19/12-18	.526/.667	38/38 -	20/9	8/14	6/5	6/3	18/16
CHATTANOOGA	28/23	46/35	74-58	+16	27-57/21-50	.474/.420	6-18/5-16	.333/.313	14-23/11-19	.609/.579	42/25 +17	16/15	13/11	6/4	4/6	15/23
MIAMI	23/33	26/29	49-62	(13)	17-52/22-53	.327/.415	5-18/7-19	.278/.368	10-15/11-17	.667/.647	29/40 (11)	13/13	12/13	2/5	5/8	13/13
NC State	38/37	32/46	70-83	(13)	27-73/28-55	.370/.509	4-18/7-16	.222/.438	12-16/20-29	.750/.690	37/43 (6)	8/16	7/13	2/8	5/4	20/16
VIRGINIA TECH	25/22	30/33	65-70	(5)	22-61/24-58	.361/.414	8-24/3-16	.333/.188	13-21/19-24	.619/.792	32/43 (11)	13/9	9/12	6/4	6/4	19/16
Duke	28/27	29/46	57-73	(16)	22-58/26-65	.379/.400	4-16/10-21	.250/.476	9-18/11-16	.500/.688	43/40 +3	7/12	21/13	5/5	4/10	19/18
North Carolina	32/40	31/39	63-79	(16)	27-75/30-70	.360/.429	4-15/6-17	.267/.353	5-6/13-22	.833/.591	50/45 +5	8/19	19/14	3/10	8/9	23/8
WAKE FOREST	52/29	30/33	82-62	+20	32-59/20-57	.542/.351	10-20/3-12	.500/.250	8-13/19-32	.615/.594	36/36 -	20/10	15/16	7/7	9/6	24/18
Clemson	30/36	30/27	60-63	(3)	23-54/26-57	.426/.456	4-15/5-16	.267/.313	10-17/6-12	.588/.500	35/34 +1	11/12	17/15	0/3	9/12	14/13
VIRGINIA	28/37	38/23	66-60	+6	22-46/22-55	.478/.400	4-15/9-22	.267/.409	18-25/7-11	.720/.636	32/31 +1	12/15	13/14	5/3	5/4	14/22
FLORIDA STATE	27/26	27/30	54-56	(2)	19-50/20-40	.380/.500	7-17/5-15	.412/.333	9-15/11-17	.600/.647	24/30 (6)	14/18	11/16	1/5	11/6	15/15
Virginia Tech	37/18	27/36	64-54	+10	23-59/19-62	.390/.306	6-17/7-20	.353/.350	12-22/9-14	.545/.643	49/35 +14	13/8	11/8	6/6	2/1	18/17
CLEMSON	15/20	38/36	53-56	(3)	19-55/21-50	.345/.420	3-13/5-12	.231/.417	12-17/9-17	.706/.529	42/30 +12	9/10	10/7	4/9	3/5	14/17
Wake Forest	30/27	27/29	57-56	+1	22-56/14-48	.393/.292	4-11/5-20	.364/.250	9-15/23-25	.600/.920	32/35 (3)	10/6	14/17	5/8	5/5	18/15
NORTH CAROLINA	30/36	28/34	58-70	(12)	23-58/25-66	.397/.379	8-21/6-20	.381/.300	4-11/14-17	.364/.824	43/38 +5	11/19	19/9	7/2	5/14	13/12
Virginia	29/41	25/41	54-82	(28)	22-50/32-59	.440/.542	6-17/6-19	.353/.316	4-8/12-14	.500/.857	26/29 (3)	8/15	17/5	1/3	3/5	16/8
MARYLAND	38/33	40/35	78-68	+10	26-51/27-63	.510/.429	6-19/4-19	.316/.211	20-27/10-14	.741/.714	34/32 +2	22/14	13/14	6/1	7/9	17/20
NC STATE	33/36	24/34	57-70	(13)	22-64/24-56	.344/.429	4-18/1-11	.222/.091	9-12/21-30	.750/.700	42/36 +6	12/12	15/10	5/3	3/12	23/13

Note: Game totals are displayed in the format TEAM/OPPONENT for each category

2012-13 Georgia Tech Basketball
Georgia Tech Individual Game-by-Game (as of Mar 03, 2013)
All games

#00 Udofia, Mfon

Opponent	Date	gs	min	Total		3-Pointers		Free throws		Rebounds				pf	a	t/o	blk	stl	pts	avg	
				fg-fga	pct	3fg-fga	pct	ft-fga	pct	off	def	tot	avg								
TULANE	11/9/12	*	31	4-5	.800	0-1	.000	0-1	.000	1	1	2	2.0	2	2	2	0	0	8	8.0	
PRESBYTERIAN	11/14/12	*	30	1-5	.200	1-4	.250	4-5	.800	0	0	0	1.0	0	6	0	0	1	7	7.5	
vs Rice	11/22/12	*	24	4-7	.571	1-2	.500	0-2	.000	0	4	4	2.0	2	3	1	0	1	9	8.0	
vs California	11/23/12	*	38	7-13	.538	1-4	.250	1-2	.500	0	3	3	2.3	2	0	3	0	2	16	10.0	
vs Saint Mary's	11/25/12	*	32	3-8	.375	0-1	.000	5-5	1.000	1	3	4	2.6	1	5	3	0	2	11	10.2	
at Illinois	11/28/12	*	29	4-4	1.000	2-2	1.000	0-1	.000	0	2	2	2.5	3	3	3	0	0	10	10.2	
GEORGIA	12/4/12	*	31	4-10	.400	3-6	.500	1-4	.250	0	2	2	2.4	4	2	2	0	0	12	10.4	
UNC WILMINGTON	12/8/12	*	28	2-5	.400	2-4	.500	1-2	.500	1	0	1	2.3	0	5	3	0	0	7	10.0	
ALABAMA STATE	12/17/12	*	18	4-5	.800	4-5	.800	0-0	.000	0	2	2	2.2	0	4	0	0	0	12	10.2	
THE CITADEL	12/22/12	*	19	3-6	.500	0-2	.000	1-1	1.000	2	0	2	2.2	0	3	2	0	3	7	9.9	
FORDHAM	12/29/12	*	25	1-3	.333	0-2	.000	1-2	.500	0	2	2	2.2	0	7	3	0	2	3	9.3	
CHATTANOOGA	1/2/13	*	32	5-9	.556	1-5	.200	3-6	.500	0	2	2	2.2	4	2	0	0	1	14	9.7	
MIAMI	1/5/13	*	29	2-7	.286	2-4	.500	4-5	.800	2	1	3	2.2	1	1	2	0	0	10	9.7	
at NC State	1/9/13	*	31	3-11	.273	2-8	.250	5-6	.833	1	2	3	2.3	4	2	1	0	2	13	9.9	
VIRGINIA TECH	1/12/13	*	38	4-9	.444	2-6	.333	1-3	.333	0	2	2	2.3	4	3	1	0	1	11	10.0	
at Duke	1/17/13	*	32	3-11	.273	0-1	.000	3-3	1.000	1	2	3	2.3	5	2	4	0	0	9	9.9	
at North Carolina	1/23/13	*	25	1-9	.111	0-3	.000	1-2	.500	1	6	7	2.6	0	1	1	0	0	3	9.5	
WAKE FOREST	1/26/13	*	34	2-5	.400	2-5	.400	3-4	.750	0	1	1	2.5	2	3	2	0	0	9	9.5	
at Clemson	1/29/13	*	27	1-4	.250	0-2	.000	5-6	.833	1	7	8	2.8	2	1	4	0	3	7	9.4	
VIRGINIA	2/3/13	*	34	4-8	.500	3-5	.600	4-4	1.000	0	1	1	2.7	1	2	3	0	1	15	9.7	
FLORIDA STATE	2/5/13	*	27	2-8	.250	2-6	.333	0-0	.000	0	4	4	2.8	2	4	1	0	1	6	9.5	
at Virginia Tech	2/9/13	*	23	1-9	.111	1-4	.250	4-7	.571	1	3	4	2.8	4	0	0	0	0	7	9.4	
CLEMSON	2/14/13	*	29	2-9	.222	0-3	.000	2-2	1.000	0	0	0	2.7	4	4	3	0	0	6	9.2	
at Wake Forest	2/16/13	*	33	1-4	.250	1-3	.333	0-2	.000	1	3	4	2.8	4	6	1	0	1	3	9.0	
NORTH CAROLINA	2/19/13	*	34	2-6	.333	2-4	.500	0-1	.000	0	2	2	2.7	1	4	3	0	2	6	8.8	
at Virginia	2/24/13	*	27	1-5	.200	1-3	.333	1-2	.500	0	3	3	2.7	4	2	1	0	1	4	8.7	
MARYLAND	2/27/13	*	29	1-4	.250	0-2	.000	0-0	.000	0	1	1	2.7	1	5	0	0	0	2	8.4	
NC STATE	3/3/13	*	36	3-10	.300	1-4	.250	2-2	1.000	2	2	4	2.7	3	3	1	0	0	9	8.4	
Totals			28	825	75-199	.377	34-101	.337	52-80	.650	15	61	76	2.7	60	85	50	0	24	236	8.4

Games played: 28
Minutes/game: 29.5
Points/game: 8.4
FG Pct: 37.7
3FG Pct: 33.7
FT Pct: 65.0

Rebounds/game: 2.7
Assists/game: 3.0
Turnovers/game: 1.8
Assist/turnover ratio: 1.7
Steals/game: 0.9

2012-13 Georgia Tech Basketball
Georgia Tech Individual Game-by-Game (as of Mar 03, 2013)
All games

#01 Royal, Julian

Opponent	Date	gs	min	Total		3-Pointers		Free throws		Rebounds				pf	a	t/o	blk	stl	pts	avg
				fg-fga	pct	3fg-fga	pct	ft-fa	pct	off	def	tot	avg							
TULANE	11/9/12		10	1-4	.250	0-2	.000	0-0	.000	1	0	1	1.0	1	0	0	0	0	2	2.0
PRESBYTERIAN	11/14/12		9	0-1	.000	0-0	.000	0-0	.000	3	1	4	2.5	3	0	0	2	0	0	1.0
vs Rice	11/22/12		14	0-3	.000	0-2	.000	0-0	.000	0	1	1	2.0	1	0	1	0	1	0	0.7
vs California	11/23/12		4	0-1	.000	0-1	.000	0-0	.000	0	0	0	1.5	1	0	0	0	0	0	0.5
vs Saint Mary's	11/25/12		3	0-2	.000	0-1	.000	0-0	.000	0	1	1	1.4	0	0	1	0	0	0	0.4
at Illinois	11/28/12		4	0-2	.000	0-2	.000	0-0	.000	1	1	2	1.5	1	0	1	0	0	0	0.3
GEORGIA	12/4/12		4	0-1	.000	0-0	.000	0-0	.000	0	0	0	1.3	0	0	0	0	1	0	0.3
UNC WILMINGTON	12/8/12		6	2-2	1.000	0-0	.000	0-0	.000	0	0	0	1.1	1	0	1	0	0	4	0.8
ALABAMA STATE	12/17/12		13	0-3	.000	0-1	.000	2-2	1.000	1	3	4	1.4	5	0	1	0	1	2	0.9
THE CITADEL	12/22/12		16	4-7	.571	0-0	.000	0-0	.000	3	0	3	1.6	4	1	3	0	0	8	1.6
FORDHAM	12/29/12		10	1-3	.333	0-0	.000	0-0	.000	1	1	2	1.6	5	1	1	1	1	2	1.6
CHATTANOOGA	1/2/13		4	0-2	.000	0-0	.000	0-0	.000	0	0	0	1.5	0	0	1	0	0	0	1.5
MIAMI	1/5/13		7	0-0	.000	0-0	.000	0-0	.000	0	1	1	1.5	0	0	1	0	0	0	1.4
at NC State	1/9/13		3	0-0	.000	0-0	.000	0-0	.000	0	1	1	1.4	0	0	0	0	0	0	1.3
at North Carolina	1/23/13		1	1-1	1.000	1-1	1.000	0-0	.000	0	1	1	1.4	0	0	0	0	0	3	1.4
WAKE FOREST	1/26/13		1	0-0	.000	0-0	.000	0-0	.000	1	0	1	1.4	1	1	0	0	0	0	1.3
at Clemson	1/29/13		2	0-2	.000	0-1	.000	0-0	.000	0	1	1	1.4	0	0	0	0	0	0	1.2
at Wake Forest	2/16/13		10	2-4	.500	1-1	1.000	0-0	.000	2	1	3	1.4	1	0	1	0	0	5	1.4
at Virginia	2/24/13		4	1-2	.500	0-0	.000	0-0	.000	0	1	1	1.4	0	0	0	0	0	2	1.5
MARYLAND	2/27/13		6	2-3	.667	0-1	.000	0-0	.000	0	0	0	1.4	1	0	0	0	2	4	1.6
NC STATE	3/3/13		9	1-3	.333	0-0	.000	2-2	1.000	0	1	1	1.3	1	0	0	0	0	4	1.7
Totals		0	140	15-46	.326	2-13	.154	4-4	1.000	13	15	28	1.3	26	3	12	3	6	36	1.7

Games played: 21
Minutes/game: 6.7
Points/game: 1.7
FG Pct: 32.6
3FG Pct: 15.4
FT Pct: 100.0

Rebounds/game: 1.3
Assists/game: 0.1
Turnovers/game: 0.6
Assist/turnover ratio: 0.3
Steals/game: 0.3
Blocks/game: 0.1

2012-13 Georgia Tech Basketball
Georgia Tech Individual Game-by-Game (as of Mar 03, 2013)
All games

#02 Jordan, Pierre

Opponent	Date	gs	min	Total		3-Pointers		Free throws		Rebounds				pf	a	t/o	blk	stl	pts	avg	
				fg-fga	pct	3fg-fga	pct	ft-fa	pct	off	def	tot	avg								
TULANE	11/9/12		9	0-0	.000	0-0	.000	0-0	.000	0	0	0	0.0	1	1	1	0	1	0	0.0	
PRESBYTERIAN	11/14/12		9	1-2	.500	0-1	.000	0-0	.000	0	1	1	0.5	1	0	1	0	1	2	1.0	
vs Rice	11/22/12		15	0-2	.000	0-1	.000	0-0	.000	0	3	3	1.3	1	0	1	0	0	0	0.7	
vs California	11/23/12		2	0-0	.000	0-0	.000	0-0	.000	0	0	0	1.0	0	0	0	0	0	0	0.5	
vs Saint Mary's	11/25/12		10	0-0	.000	0-0	.000	0-0	.000	0	1	1	1.0	0	0	1	0	0	0	0.4	
at Illinois	11/28/12		9	0-0	.000	0-0	.000	0-0	.000	0	2	2	1.2	4	0	0	0	0	0	0.3	
GEORGIA	12/4/12		8	0-2	.000	0-0	.000	0-0	.000	0	0	0	1.0	0	1	0	0	0	0	0.3	
UNC WILMINGTON	12/8/12		9	0-0	.000	0-0	.000	0-0	.000	0	0	0	0.9	2	2	0	0	2	0	0.3	
ALABAMA STATE	12/17/12		17	0-0	.000	0-0	.000	0-0	.000	0	5	5	1.3	3	2	3	2	1	0	0.2	
THE CITADEL	12/22/12		14	0-1	.000	0-1	.000	0-0	.000	0	1	1	1.3	1	1	1	0	2	0	0.2	
FORDHAM	12/29/12		10	1-1	1.000	0-0	.000	0-0	.000	0	2	2	1.4	2	1	1	0	1	2	0.4	
CHATTANOOGA	1/2/13		8	0-0	.000	0-0	.000	0-0	.000	0	2	2	1.4	2	1	0	0	0	0	0.3	
MIAMI	1/5/13		9	0-0	.000	0-0	.000	0-0	.000	0	1	1	1.4	1	1	1	1	0	0	0.3	
at NC State	1/9/13		4	0-1	.000	0-1	.000	0-0	.000	0	0	0	1.3	1	0	0	0	1	0	0.3	
WAKE FOREST	1/26/13		0	0-0	.000	0-0	.000	0-0	.000	0	0	0	1.2	0	0	0	0	0	0	0.3	
VIRGINIA	2/3/13		4	0-0	.000	0-0	.000	0-0	.000	0	0	0	1.1	1	0	0	0	0	0	0.3	
FLORIDA STATE	2/5/13		7	1-2	.500	0-0	.000	0-0	.000	0	0	0	1.1	1	1	0	0	1	2	0.4	
CLEMSON	2/14/13		2	0-1	.000	0-1	.000	0-0	.000	0	0	0	1.0	0	0	0	0	0	0	0.3	
at Virginia	2/24/13		6	0-0	.000	0-0	.000	0-0	.000	0	0	0	0.9	1	0	0	0	0	0	0.3	
NC STATE	3/3/13	*	4	0-1	.000	0-1	.000	0-0	.000	1	0	1	1.0	1	0	1	0	0	0	0.3	
Totals			1	156	3-13	.231	0-6	.000	0-0	.000	1	18	19	1.0	23	11	11	3	10	6	0.3

Games played: 20
Minutes/game: 7.8
Points/game: 0.3
FG Pct: 23.1
3FG Pct: 0.0

Rebounds/game: 1.0
Assists/game: 0.6
Turnovers/game: 0.6
Assist/turnover ratio: 1.0
Steals/game: 0.5
Blocks/game: 0.2

2012-13 Georgia Tech Basketball
Georgia Tech Individual Game-by-Game (as of Mar 03, 2013)
All games

#03 Georges-Hunt, Marcus

Opponent	Date	gs	min	Total		3-Pointers		Free throws		Rebounds				pf	a	t/o	blk	stl	pts	avg	
				fg-fga	pct	3fg-fga	pct	ft-fa	pct	off	def	tot	avg								
TULANE	11/9/12	*	24	6-8	.750	0-2	.000	2-2	1.000	3	4	7	7.0	2	1	0	0	1	14	14.0	
PRESBYTERIAN	11/14/12	*	29	4-11	.364	0-4	.000	2-3	.667	2	2	4	5.5	1	2	1	0	1	10	12.0	
vs Rice	11/22/12	*	28	4-9	.444	1-4	.250	2-2	1.000	1	8	9	6.7	1	2	2	0	2	11	11.7	
vs California	11/23/12		24	5-12	.417	0-0	.000	1-2	.500	5	0	5	6.3	2	1	0	0	0	11	11.5	
vs Saint Mary's	11/25/12	*	22	3-7	.429	2-4	.500	3-4	.750	0	0	0	5.0	3	1	1	0	1	11	11.4	
at Illinois	11/28/12	*	32	3-9	.333	2-4	.500	1-2	.500	0	1	1	4.3	2	1	1	1	2	9	11.0	
GEORGIA	12/4/12	*	32	5-10	.500	3-6	.500	5-8	.625	1	5	6	4.6	3	2	1	0	1	18	12.0	
UNC WILMINGTON	12/8/12	*	23	3-4	.750	1-2	.500	3-3	1.000	0	5	5	4.6	4	2	3	0	1	10	11.8	
ALABAMA STATE	12/17/12	*	24	4-12	.333	0-4	.000	1-2	.500	4	1	5	4.7	1	1	1	0	0	9	11.4	
THE CITADEL	12/22/12	*	19	4-7	.571	4-5	.800	0-0	.000	1	4	5	4.7	1	0	0	0	2	12	11.5	
FORDHAM	12/29/12	*	19	2-7	.286	0-3	.000	3-5	.600	1	1	2	4.5	0	3	0	0	0	7	11.1	
CHATTANOOGA	1/2/13	*	30	6-11	.545	1-4	.250	3-5	.600	2	4	6	4.6	2	2	0	0	1	16	11.5	
MIAMI	1/5/13	*	31	3-9	.333	0-3	.000	1-2	.500	2	4	6	4.7	3	1	2	0	1	7	11.2	
at NC State	1/9/13	*	34	2-10	.200	0-1	.000	4-4	1.000	1	1	2	4.5	1	1	1	0	0	8	10.9	
VIRGINIA TECH	1/12/13	*	20	5-11	.455	0-3	.000	1-3	.333	2	1	3	4.4	5	0	2	0	1	11	10.9	
at Duke	1/17/13	*	35	3-9	.333	0-2	.000	1-2	.500	0	3	3	4.3	4	1	2	0	1	7	10.7	
at North Carolina	1/23/13	*	30	3-10	.300	0-1	.000	0-0	.000	2	8	10	4.6	2	1	2	0	2	6	10.4	
WAKE FOREST	1/26/13	*	23	4-6	.667	2-4	.500	2-2	1.000	2	4	6	4.7	4	1	1	0	1	12	10.5	
at Clemson	1/29/13	*	34	5-9	.556	1-2	.500	0-0	.000	2	5	7	4.8	0	3	0	0	0	11	10.5	
VIRGINIA	2/3/13	*	33	1-6	.167	0-2	.000	5-6	.833	2	2	4	4.8	2	0	0	0	1	7	10.4	
FLORIDA STATE	2/5/13	*	31	3-9	.333	1-3	.333	1-5	.200	0	3	3	4.7	2	1	3	0	1	8	10.2	
at Virginia Tech	2/9/13	*	29	5-11	.455	1-2	.500	2-2	1.000	1	8	9	4.9	1	0	2	1	0	13	10.4	
CLEMSON	2/14/13	*	34	4-7	.571	0-0	.000	3-4	.750	4	1	5	4.9	4	1	0	0	0	11	10.4	
at Wake Forest	2/16/13	*	32	6-11	.545	2-3	.667	2-4	.500	1	2	3	4.8	1	0	1	0	0	16	10.6	
NORTH CAROLINA	2/19/13	*	32	5-11	.455	2-5	.400	0-2	.000	3	4	7	4.9	2	2	3	0	0	12	10.7	
at Virginia	2/24/13	*	31	5-12	.417	2-5	.400	0-0	.000	1	0	1	4.8	0	3	1	0	0	12	10.7	
MARYLAND	2/27/13	*	30	2-6	.333	2-4	.500	2-4	.500	1	0	1	4.6	4	3	2	0	0	8	10.6	
NC STATE	3/3/13	*	31	2-8	.250	0-2	.000	2-2	1.000	3	3	6	4.7	2	3	0	0	0	6	10.5	
Totals			27	796	107-252	.425	27-84	.321	52-80	.650	47	84	131	4.7	59	39	32	2	20	293	10.5

Games played: 28
Minutes/game: 28.4
Points/game: 10.5
FG Pct: 42.5
3FG Pct: 32.1
FT Pct: 65.0

Rebounds/game: 4.7
Assists/game: 1.4
Turnovers/game: 1.1
Assist/turnover ratio: 1.2
Steals/game: 0.7
Blocks/game: 0.1

2012-13 Georgia Tech Basketball
Georgia Tech Individual Game-by-Game (as of Mar 03, 2013)
All games

#04 Carter Jr., Robert

Opponent	Date	gs	min	Total		3-Pointers		Free throws		Rebounds				pf	a	t/o	blk	stl	pts	avg	
				fg-fga	pct	3fg-fga	pct	ft-fa	pct	off	def	tot	avg								
TULANE	11/9/12	*	25	3-7	.429	0-1	.000	3-4	.750	0	7	7	7.0	2	1	1	2	0	9	9.0	
PRESBYTERIAN	11/14/12	*	24	4-11	.364	1-3	.333	1-3	.333	1	3	4	5.5	1	0	0	1	1	10	9.5	
vs Rice	11/22/12	*	21	3-6	.500	0-1	.000	1-2	.500	2	3	5	5.3	1	1	1	0	0	7	8.7	
vs California	11/23/12	*	22	1-8	.125	0-3	.000	1-1	1.000	1	4	5	5.3	4	1	1	0	1	3	7.3	
vs Saint Mary's	11/25/12	*	27	4-9	.444	1-3	.333	2-2	1.000	5	1	6	5.4	4	0	0	1	0	11	8.0	
at Illinois	11/28/12	*	27	2-8	.250	1-2	.500	2-2	1.000	2	5	7	5.7	1	2	2	0	1	7	7.8	
GEORGIA	12/4/12	*	23	1-6	.167	0-3	.000	3-4	.750	2	3	5	5.6	1	0	1	1	2	5	7.4	
UNC WILMINGTON	12/8/12	*	28	8-12	.667	0-1	.000	3-6	.500	3	6	9	6.0	1	1	1	0	2	19	8.9	
ALABAMA STATE	12/17/12	*	23	6-9	.667	1-1	1.000	0-2	.000	5	6	11	6.6	1	3	3	2	0	13	9.3	
THE CITADEL	12/22/12	*	25	4-7	.571	0-1	.000	1-2	.500	1	9	10	6.9	2	1	0	0	3	9	9.3	
FORDHAM	12/29/12	*	22	7-12	.583	0-1	.000	0-0	.000	0	1	1	6.4	0	1	0	1	0	14	9.7	
CHATTANOOGA	1/2/13	*	30	5-8	.625	0-0	.000	3-4	.750	3	9	12	6.8	1	2	3	1	0	13	10.0	
MIAMI	1/5/13	*	24	3-7	.429	1-3	.333	0-0	.000	1	3	4	6.6	4	3	0	0	0	7	9.8	
at NC State	1/9/13	*	31	5-11	.455	1-3	.333	1-1	1.000	4	3	7	6.6	5	0	2	0	0	12	9.9	
VIRGINIA TECH	1/12/13	*	33	2-12	.167	2-3	.667	6-8	.750	2	3	5	6.5	0	0	0	2	1	12	10.1	
at Duke	1/17/13	*	29	3-6	.500	0-1	.000	2-7	.286	1	8	9	6.7	2	0	4	2	0	8	9.9	
at North Carolina	1/23/13	*	30	3-10	.300	1-2	.500	2-2	1.000	5	7	12	7.0	3	0	4	0	1	9	9.9	
WAKE FOREST	1/26/13	*	25	9-10	.900	2-3	.667	0-0	.000	3	3	6	6.9	3	1	3	1	0	20	10.4	
at Clemson	1/29/13	*	23	1-4	.250	1-3	.333	0-2	.000	0	3	3	6.7	2	0	0	0	1	3	10.1	
VIRGINIA	2/3/13	*	31	6-8	.750	0-2	.000	2-3	.667	1	7	8	6.8	3	3	3	2	1	14	10.3	
FLORIDA STATE	2/5/13	*	32	2-9	.222	0-0	.000	0-0	.000	0	3	3	6.6	3	0	2	0	2	4	10.0	
at Virginia Tech	2/9/13	*	24	2-7	.286	1-3	.333	2-3	.667	3	6	9	6.7	4	0	2	1	1	7	9.8	
CLEMSON	2/14/13	*	30	5-10	.500	0-0	.000	0-1	.000	3	8	11	6.9	2	1	1	1	1	10	9.8	
at Wake Forest	2/16/13	*	22	3-7	.429	0-0	.000	4-4	1.000	2	3	5	6.8	3	0	2	0	0	10	9.8	
NORTH CAROLINA	2/19/13	*	31	4-11	.364	1-3	.333	0-0	.000	1	7	8	6.9	0	2	2	3	1	9	9.8	
at Virginia	2/24/13	*	28	4-10	.400	1-4	.250	0-0	.000	0	5	5	6.8	2	0	3	1	1	9	9.8	
MARYLAND	2/27/13	*	29	7-11	.636	1-4	.250	4-4	1.000	1	9	10	6.9	1	2	1	2	0	19	10.1	
NC STATE	3/3/13	*	24	3-9	.333	0-2	.000	2-4	.500	2	2	4	6.8	5	2	3	3	0	8	10.0	
Totals			28	743	110-245	.449	16-56	.286	45-71	.634	54	137	191	6.8	61	27	45	27	20	281	10.0

Games played: 28
Minutes/game: 26.5
Points/game: 10.0
FG Pct: 44.9
3FG Pct: 28.6
FT Pct: 63.4

Rebounds/game: 6.8
Assists/game: 1.0
Turnovers/game: 1.6
Assist/turnover ratio: 0.6
Steals/game: 0.7
Blocks/game: 1.0

2012-13 Georgia Tech Basketball
Georgia Tech Individual Game-by-Game (as of Mar 03, 2013)
All games

#05 Miller, Daniel

Opponent	Date	gs	min	Total		3-Pointers		Free throws		Rebounds				pf	a	t/o	blk	stl	pts	avg	
				fg-fga	pct	3fg-fga	pct	ft-fta	pct	off	def	tot	avg								
TULANE	11/9/12	*	26	4-8	.500	0-0	.000	2-4	.500	6	4	10	10.0	2	6	2	3	0	10	10.0	
PRESBYTERIAN	11/14/12	*	28	2-3	.667	0-0	.000	3-4	.750	2	7	9	9.5	1	1	1	0	1	7	8.5	
vs Rice	11/22/12	*	25	1-2	.500	0-0	.000	3-4	.750	2	1	3	7.3	0	3	0	2	0	5	7.3	
vs California	11/23/12	*	30	2-4	.500	0-0	.000	0-0	.000	2	2	4	6.5	2	1	5	0	0	4	6.5	
vs Saint Mary's	11/25/12	*	25	1-6	.167	0-0	.000	0-0	.000	0	1	1	5.4	3	1	1	0	1	2	5.6	
at Illinois	11/28/12	*	24	3-7	.429	0-0	.000	0-0	.000	0	2	2	4.8	0	2	0	5	1	6	5.7	
GEORGIA	12/4/12	*	29	1-2	.500	0-0	.000	4-6	.667	3	5	8	5.3	0	2	0	3	1	6	5.7	
UNC WILMINGTON	12/8/12	*	28	5-11	.455	0-0	.000	2-5	.400	1	2	3	5.0	2	1	2	3	0	12	6.5	
ALABAMA STATE	12/17/12	*	20	3-6	.500	0-0	.000	0-0	.000	1	4	5	5.0	1	1	2	5	2	6	6.4	
THE CITADEL	12/22/12	*	17	2-5	.400	0-0	.000	0-0	.000	5	3	8	5.3	0	1	0	4	0	4	6.2	
FORDHAM	12/29/12	*	27	6-8	.750	0-0	.000	2-2	1.000	3	6	9	5.6	2	2	0	2	0	14	6.9	
CHATTANOOGA	1/2/13	*	29	3-6	.500	0-0	.000	1-2	.500	5	3	8	5.8	1	4	0	3	1	7	6.9	
MIAMI	1/5/13	*	25	2-7	.286	0-0	.000	2-2	1.000	1	6	7	5.9	2	0	2	1	1	6	6.8	
at NC State	1/9/13	*	34	7-11	.636	0-0	.000	1-3	.333	3	7	10	6.2	0	3	0	2	0	15	7.4	
VIRGINIA TECH	1/12/13	*	36	2-6	.333	0-1	.000	2-4	.500	3	8	11	6.5	1	1	2	4	1	6	7.3	
at Duke	1/17/13	*	36	4-7	.571	0-0	.000	1-2	.500	5	4	9	6.7	1	2	2	2	1	9	7.4	
at North Carolina	1/23/13	*	28	4-7	.571	0-0	.000	0-0	.000	1	4	5	6.6	3	2	3	2	2	8	7.5	
WAKE FOREST	1/26/13	*	28	3-5	.600	0-0	.000	2-2	1.000	0	5	5	6.5	2	5	1	1	0	8	7.5	
at Clemson	1/29/13	*	29	8-12	.667	0-0	.000	0-0	.000	2	2	4	6.4	3	1	1	0	0	16	7.9	
VIRGINIA	2/3/13	*	27	2-4	.500	0-0	.000	0-0	.000	2	6	8	6.5	2	4	3	2	0	4	7.8	
FLORIDA STATE	2/5/13	*	32	3-4	.750	0-0	.000	3-4	.750	3	2	5	6.4	1	4	1	1	3	9	7.8	
at Virginia Tech	2/9/13	*	32	3-9	.333	0-0	.000	1-2	.500	1	6	7	6.4	1	2	1	2	0	7	7.8	
CLEMSON	2/14/13	*	30	1-1	1.000	0-0	.000	0-0	.000	0	6	6	6.4	3	2	1	2	2	2	7.5	
at Wake Forest	2/16/13	*	33	6-11	.545	0-0	.000	1-1	1.000	2	4	6	6.4	2	3	2	5	0	13	7.8	
NORTH CAROLINA	2/19/13	*	28	3-5	.600	0-0	.000	0-0	.000	3	9	12	6.6	4	1	4	3	1	6	7.7	
at Virginia	2/24/13	*	26	4-9	.444	0-0	.000	3-4	.750	7	4	11	6.8	2	1	2	0	0	11	7.8	
MARYLAND	2/27/13	*	33	2-4	.500	0-0	.000	12-12	1.000	2	7	9	6.9	2	3	2	3	1	16	8.1	
NC STATE	3/3/13	*	28	4-8	.500	0-0	.000	0-0	.000	2	4	6	6.8	3	1	3	1	2	8	8.1	
Totals			28	793	91-178	.511	0-1	.000	45-63	.714	67	124	191	6.8	46	60	43	61	21	227	8.1

Games played: 28
Minutes/game: 28.3
Points/game: 8.1
FG Pct: 51.1
3FG Pct: 0.0
FT Pct: 71.4

Rebounds/game: 6.8
Assists/game: 2.1
Turnovers/game: 1.5
Assist/turnover ratio: 1.4
Steals/game: 0.8
Blocks/game: 2.2

2012-13 Georgia Tech Basketball
Georgia Tech Individual Game-by-Game (as of Mar 03, 2013)
All games

#11 Bolden, Chris

Opponent	Date	gs	min	Total		3-Pointers		Free throws		Rebounds				pf	a	t/o	blk	stl	pts	avg	
				fg-fga	pct	3fg-fga	pct	ft-fa	pct	off	def	tot	avg								
TULANE	11/9/12		23	5-10	.500	2-6	.333	0-0	.000	0	1	1	1.0	3	3	0	0	0	12	12.0	
PRESBYTERIAN	11/14/12		19	2-5	.400	0-3	.000	0-0	.000	0	0	0	0.5	2	0	0	0	0	4	8.0	
vs Rice	11/22/12		15	1-4	.250	0-1	.000	0-0	.000	0	3	3	1.3	2	1	3	1	1	2	6.0	
vs California	11/23/12		29	2-8	.250	1-6	.167	0-0	.000	0	3	3	1.8	3	2	1	0	0	5	5.8	
vs Saint Mary's	11/25/12		17	2-8	.250	0-3	.000	0-0	.000	0	2	2	1.8	1	0	1	0	0	4	5.4	
at Illinois	11/28/12		21	2-5	.400	2-5	.400	0-0	.000	0	2	2	1.8	1	2	3	0	1	6	5.5	
GEORGIA	12/4/12		13	2-4	.500	2-2	1.000	0-0	.000	0	1	1	1.7	2	0	1	0	1	6	5.6	
UNC WILMINGTON	12/8/12		14	2-3	.667	1-2	.500	0-0	.000	0	0	0	1.5	0	1	0	0	0	5	5.5	
ALABAMA STATE	12/17/12		22	1-4	.250	0-3	.000	0-0	.000	0	2	2	1.6	0	1	2	0	1	2	5.1	
THE CITADEL	12/22/12		20	1-6	.167	0-3	.000	0-0	.000	1	1	2	1.6	1	0	1	0	0	2	4.8	
FORDHAM	12/29/12		19	1-5	.200	0-1	.000	0-0	.000	0	1	1	1.5	1	2	0	0	0	2	4.5	
CHATTANOOGA	1/2/13		12	1-3	.333	0-2	.000	0-0	.000	0	1	1	1.5	2	2	1	0	0	2	4.3	
MIAMI	1/5/13		17	2-7	.286	1-2	.500	1-2	.500	0	0	0	1.4	0	1	1	0	2	6	4.5	
at NC State	1/9/13		23	3-9	.333	1-3	.333	0-0	.000	1	2	3	1.5	2	0	1	0	1	7	4.6	
VIRGINIA TECH	1/12/13		24	3-7	.429	2-5	.400	2-2	1.000	0	2	2	1.5	1	4	1	0	0	10	5.0	
at Duke	1/17/13	*	35	7-13	.538	4-8	.500	2-4	.500	0	4	4	1.7	2	1	1	0	0	20	5.9	
at North Carolina	1/23/13	*	33	5-14	.357	0-3	.000	0-0	.000	0	2	2	1.7	4	0	2	0	3	10	6.2	
WAKE FOREST	1/26/13	*	18	3-8	.375	2-3	.667	1-2	.500	0	1	1	1.7	4	3	1	0	4	9	6.3	
at Clemson	1/29/13	*	31	3-8	.375	2-5	.400	0-0	.000	0	1	1	1.6	3	1	3	0	1	8	6.4	
VIRGINIA	2/3/13	*	37	4-10	.400	1-5	.200	5-7	.714	0	5	5	1.8	3	1	1	0	0	14	6.8	
FLORIDA STATE	2/5/13	*	28	2-7	.286	0-3	.000	2-2	1.000	1	4	5	2.0	1	3	1	0	2	6	6.8	
at Virginia Tech	2/9/13	*	28	2-6	.333	1-3	.333	0-0	.000	0	3	3	2.0	1	4	1	1	0	5	6.7	
CLEMSON	2/14/13	*	33	2-8	.250	2-4	.500	3-4	.750	1	2	3	2.0	0	0	2	1	0	9	6.8	
at Wake Forest	2/16/13	*	27	2-5	.400	0-2	.000	2-2	1.000	0	2	2	2.0	1	0	1	0	4	6	6.8	
NORTH CAROLINA	2/19/13	*	29	5-10	.500	2-4	.500	0-2	.000	1	3	4	2.1	3	1	3	0	0	12	7.0	
at Virginia	2/24/13	*	32	2-3	.667	1-2	.500	0-0	.000	0	0	0	2.0	0	1	2	0	0	5	6.9	
MARYLAND	2/27/13	*	19	2-7	.286	0-3	.000	0-2	.000	0	2	2	2.0	1	1	3	1	0	4	6.8	
NC STATE	3/3/13		23	3-10	.300	1-4	.250	0-0	.000	1	3	4	2.1	2	2	2	0	0	7	6.8	
Totals			12	661	72-197	.365	28-96	.292	18-29	.621	6	53	59	2.1	46	37	39	4	21	190	6.8

Games played: 28
Minutes/game: 23.6
Points/game: 6.8
FG Pct: 36.5
3FG Pct: 29.2
FT Pct: 62.1

Rebounds/game: 2.1
Assists/game: 1.3
Turnovers/game: 1.4
Assist/turnover ratio: 0.9
Steals/game: 0.8
Blocks/game: 0.1

2012-13 Georgia Tech Basketball
Georgia Tech Individual Game-by-Game (as of Mar 03, 2013)
All games

#12 Poole Jr., Stacey

Opponent	Date	gs	min	Total		3-Pointers		Free throws		Rebounds				pf	a	t/o	blk	stl	pts	avg
				fg-fga	pct	3fg-fga	pct	ft-fa	pct	off	def	tot	avg							
THE CITADEL	12/22/12		21	2-9	.222	0-1	.000	3-4	.750	1	4	5	5.0	1	0	0	0	0	7	7.0
FORDHAM	12/29/12		11	1-2	.500	0-1	.000	3-6	.500	1	4	5	5.0	1	1	0	0	1	5	6.0
CHATTANOOGA	1/2/13		5	0-1	.000	0-0	.000	0-0	.000	0	1	1	3.7	0	0	1	0	0	0	4.0
MIAMI	1/5/13		4	0-0	.000	0-0	.000	0-0	.000	0	1	1	3.0	0	2	1	0	0	0	3.0
at NC State	1/9/13		5	0-1	.000	0-0	.000	0-0	.000	0	1	1	2.6	0	1	0	0	0	0	2.4
VIRGINIA TECH	1/12/13		16	2-4	.500	0-1	.000	1-1	1.000	0	3	3	2.7	3	1	0	0	1	5	2.8
at North Carolina	1/23/13		5	0-2	.000	0-0	.000	0-0	.000	1	0	1	2.4	0	0	1	0	0	0	2.4
WAKE FOREST	1/26/13		14	3-6	.500	0-2	.000	0-0	.000	0	2	2	2.4	2	1	1	1	0	6	2.9
at Clemson	1/29/13		6	0-2	.000	0-1	.000	0-0	.000	1	0	1	2.2	1	1	1	0	1	0	2.6
VIRGINIA	2/3/13		2	0-1	.000	0-0	.000	0-0	.000	1	0	1	2.1	1	0	0	0	0	0	2.3
FLORIDA STATE	2/5/13		4	0-1	.000	0-0	.000	1-2	.500	0	1	1	2.0	0	0	0	0	0	1	2.2
CLEMSON	2/14/13		3	0-1	.000	0-0	.000	0-0	.000	0	1	1	1.9	0	0	0	0	0	0	2.0
at Wake Forest	2/16/13		5	0-1	.000	0-0	.000	0-0	.000	0	0	0	1.8	0	0	0	0	0	0	1.8
NORTH CAROLINA	2/19/13		8	0-3	.000	0-1	.000	0-0	.000	1	1	2	1.8	0	0	0	0	0	0	1.7
at Virginia	2/24/13		7	0-1	.000	0-0	.000	0-0	.000	0	0	0	1.7	1	0	1	0	0	0	1.6
Totals		0	116	8-35	.229	0-7	.000	8-13	.615	6	19	25	1.7	10	7	6	1	3	24	1.6

Games played: 15
Minutes/game: 7.7
Points/game: 1.6
FG Pct: 22.9
3FG Pct: 0.0
FT Pct: 61.5

Rebounds/game: 1.7
Assists/game: 0.5
Turnovers/game: 0.4
Assist/turnover ratio: 1.2
Steals/game: 0.2
Blocks/game: 0.1

2012-13 Georgia Tech Basketball
Georgia Tech Individual Game-by-Game (as of Mar 03, 2013)
All games

#14 Morris, Jason

Opponent	Date	gs	min	Total		3-Pointers		Free throws		Rebounds				pf	a	t/o	blk	stl	pts	avg	
				fg-fga	pct	3fg-fga	pct	ft-fa	pct	off	def	tot	avg								
TULANE	11/9/12		16	1-3	.333	1-2	.500	0-0	.000	0	4	4	4.0	1	1	2	1	1	3	3.0	
PRESBYTERIAN	11/14/12		16	2-8	.250	1-3	.333	0-0	.000	0	0	0	2.0	2	0	3	0	1	5	4.0	
vs Rice	11/22/12		19	2-9	.222	0-3	.000	0-0	.000	5	4	9	4.3	3	0	2	0	0	4	4.0	
vs California	11/23/12	*	22	1-3	.333	0-1	.000	2-2	1.000	1	1	2	3.8	2	0	0	0	0	4	4.0	
vs Saint Mary's	11/25/12		17	1-6	.167	0-1	.000	0-0	.000	0	0	0	3.0	0	1	0	0	0	2	3.6	
at Illinois	11/28/12		14	4-7	.571	1-3	.333	1-4	.250	1	3	4	3.2	0	1	2	0	2	10	4.7	
GEORGIA	12/4/12		17	2-5	.400	1-3	.333	0-0	.000	0	1	1	2.9	1	0	2	1	1	5	4.7	
UNC WILMINGTON	12/8/12		19	2-3	.667	1-1	1.000	1-2	.500	0	6	6	3.3	0	1	1	0	0	6	4.9	
FORDHAM	12/29/12		10	3-4	.750	3-3	1.000	0-0	.000	0	3	3	3.2	2	1	0	0	0	9	5.3	
CHATTANOOGA	1/2/13		17	3-7	.429	3-4	.750	0-0	.000	2	1	3	3.2	0	2	1	1	1	9	5.7	
MIAMI	1/5/13		9	0-3	.000	0-2	.000	0-0	.000	0	1	1	3.0	0	1	0	0	0	0	5.2	
at Wake Forest	2/16/13		2	0-1	.000	0-0	.000	0-0	.000	0	0	0	2.8	0	0	0	0	0	0	4.8	
at Virginia	2/24/13		2	0-0	.000	0-0	.000	0-0	.000	0	0	0	2.5	0	0	1	0	1	0	4.4	
MARYLAND	2/27/13		11	0-2	.000	0-1	.000	0-0	.000	0	0	0	2.4	3	1	1	0	1	0	4.1	
NC STATE	3/3/13		10	2-5	.400	1-2	.500	0-0	.000	1	3	4	2.5	1	0	0	0	1	5	4.1	
Totals			1	201	23-66	.348	12-29	.414	4-8	.500	10	27	37	2.5	15	9	15	3	9	62	4.1

Games played: 15
Minutes/game: 13.4
Points/game: 4.1
FG Pct: 34.8
3FG Pct: 41.4
FT Pct: 50.0

Rebounds/game: 2.5
Assists/game: 0.6
Turnovers/game: 1.0
Assist/turnover ratio: 0.6
Steals/game: 0.6
Blocks/game: 0.2

2012-13 Georgia Tech Basketball
Georgia Tech Individual Game-by-Game (as of Mar 03, 2013)
All games

#23 Reed, Brandon

Opponent	Date	gs	min	Total		3-Pointers		Free throws		Rebounds				pf	a	t/o	blk	stl	pts	avg	
				fg-fga	pct	3fg-fga	pct	ft-fa	pct	off	def	tot	avg								
TULANE	11/9/12	*	18	1-3	.333	0-0	.000	0-1	.000	1	5	6	6.0	1	1	2	0	0	2	2.0	
PRESBYTERIAN	11/14/12	*	17	0-5	.000	0-2	.000	0-0	.000	0	3	3	4.5	0	0	0	0	0	0	1.0	
vs Rice	11/22/12	*	18	3-6	.500	1-3	.333	0-0	.000	1	6	7	5.3	1	0	1	0	1	7	3.0	
vs California	11/23/12	*	9	0-2	.000	0-0	.000	0-0	.000	0	1	1	4.3	1	1	0	0	0	0	2.3	
vs Saint Mary's	11/25/12	*	25	6-8	.750	4-6	.667	3-4	.750	0	2	2	3.8	3	3	1	0	0	19	5.6	
at Illinois	11/28/12	*	15	0-4	.000	0-3	.000	0-0	.000	0	2	2	3.5	1	0	2	0	0	0	4.7	
GEORGIA	12/4/12	*	19	0-5	.000	0-1	.000	4-4	1.000	0	3	3	3.4	3	2	1	0	0	4	4.6	
UNC WILMINGTON	12/8/12	*	27	3-7	.429	0-1	.000	2-2	1.000	0	4	4	3.5	2	5	0	0	1	8	5.0	
ALABAMA STATE	12/17/12	*	30	6-10	.600	2-4	.500	0-0	.000	0	5	5	3.7	0	4	1	0	1	14	6.0	
THE CITADEL	12/22/12	*	14	2-8	.250	1-4	.250	1-1	1.000	0	2	2	3.5	0	2	1	0	0	6	6.0	
FORDHAM	12/29/12	*	21	3-6	.500	2-4	.500	1-2	.500	0	3	3	3.5	1	0	0	0	0	9	6.3	
CHATTANOOGA	1/2/13	*	15	1-5	.200	1-3	.333	0-1	.000	0	2	2	3.3	0	0	2	1	0	3	6.0	
MIAMI	1/5/13	*	17	0-4	.000	0-3	.000	0-0	.000	1	0	1	3.2	1	0	0	0	0	0	5.5	
at NC State	1/9/13	*	18	3-9	.333	0-1	.000	0-0	.000	0	1	1	3.0	3	0	0	0	0	6	5.6	
VIRGINIA TECH	1/12/13	*	30	1-6	.167	1-4	.250	0-0	.000	0	1	1	2.9	3	2	2	0	0	3	5.4	
at North Carolina	1/23/13		7	1-3	.333	1-2	.500	0-0	.000	0	0	0	2.7	1	1	1	0	0	3	5.3	
WAKE FOREST	1/26/13		19	3-7	.429	2-3	.667	0-0	.000	2	4	6	2.9	2	1	4	1	2	8	5.4	
at Clemson	1/29/13		11	0-4	.000	0-1	.000	1-2	.500	1	2	3	2.9	0	1	0	0	2	1	5.2	
VIRGINIA	2/3/13		7	0-1	.000	0-0	.000	0-2	.000	0	1	1	2.8	0	1	0	0	1	0	4.9	
FLORIDA STATE	2/5/13		18	3-5	.600	3-4	.750	0-0	.000	0	0	0	2.7	0	1	1	0	0	9	5.1	
at Virginia Tech	2/9/13		23	3-6	.500	1-2	.500	2-4	.500	0	4	4	2.7	2	4	1	0	1	9	5.3	
CLEMSON	2/14/13		9	1-7	.143	1-4	.250	0-0	.000	0	2	2	2.7	0	0	0	0	0	3	5.2	
at Wake Forest	2/16/13		14	0-3	.000	0-1	.000	0-0	.000	0	6	6	2.8	1	1	0	0	0	0	5.0	
NORTH CAROLINA	2/19/13		11	1-2	.500	1-2	.500	0-0	.000	0	0	0	2.7	0	0	0	0	0	3	4.9	
at Virginia	2/24/13		8	0-1	.000	0-1	.000	0-0	.000	0	1	1	2.6	1	0	2	0	0	0	4.7	
MARYLAND	2/27/13		21	6-9	.667	3-4	.750	2-3	.667	1	4	5	2.7	0	4	0	0	2	17	5.2	
NC STATE	3/3/13		13	1-4	.250	1-3	.333	0-0	.000	0	1	1	2.7	1	0	0	0	0	3	5.1	
Totals			15	454	48-140	.343	25-66	.379	16-26	.615	7	65	72	2.7	28	34	22	2	11	137	5.1

Games played: 27
Minutes/game: 16.8
Points/game: 5.1
FG Pct: 34.3
3FG Pct: 37.9
FT Pct: 61.5

Rebounds/game: 2.7
Assists/game: 1.3
Turnovers/game: 0.8
Assist/turnover ratio: 1.5
Steals/game: 0.4
Blocks/game: 0.1

2012-13 Georgia Tech Basketball
Georgia Tech Individual Game-by-Game (as of Mar 03, 2013)
All games

#24 Holsey, Kammeon

Opponent	Date	gs	min	Total		3-Pointers		Free throws		Rebounds				pf	a	t/o	blk	stl	pts	avg
				fg-fga	pct	3fg-fga	pct	ft-fa	pct	off	def	tot	avg							
TULANE	11/9/12		18	7-9	.778	0-0	.000	4-5	.800	3	4	7	7.0	2	2	0	0	0	18	18.0
PRESBYTERIAN	11/14/12		19	3-6	.500	0-0	.000	1-1	1.000	3	2	5	6.0	0	1	1	0	0	7	12.5
vs Rice	11/22/12		18	3-5	.600	0-0	.000	3-3	1.000	4	2	6	6.0	1	2	2	0	0	9	11.3
vs California	11/23/12		20	6-10	.600	0-0	.000	2-3	.667	2	2	4	5.5	4	2	0	0	0	14	12.0
vs Saint Mary's	11/25/12		22	1-1	1.000	0-0	.000	3-4	.750	1	6	7	5.8	2	0	2	0	0	5	10.6
at Illinois	11/28/12		25	5-6	.833	0-0	.000	4-4	1.000	2	2	4	5.5	2	1	3	0	0	14	11.2
GEORGIA	12/4/12		24	1-3	.333	0-0	.000	4-6	.667	4	2	6	5.6	3	1	1	1	1	6	10.4
UNC WILMINGTON	12/8/12		18	0-4	.000	0-0	.000	2-4	.500	2	0	2	5.1	3	0	0	0	2	2	9.4
ALABAMA STATE	12/17/12		18	4-8	.500	0-0	.000	3-6	.500	1	4	5	5.1	3	3	2	0	1	11	9.6
THE CITADEL	12/22/12		16	7-10	.700	0-0	.000	0-1	.000	4	3	7	5.3	2	2	1	0	0	14	10.0
FORDHAM	12/29/12		15	2-4	.500	0-0	.000	0-2	.000	2	3	5	5.3	3	1	2	1	0	4	9.5
CHATTANOOGA	1/2/13		18	3-5	.600	0-0	.000	4-5	.800	1	1	2	5.0	3	1	4	0	0	10	9.5
MIAMI	1/5/13		24	4-7	.571	0-0	.000	2-4	.500	0	1	1	4.7	1	2	2	0	0	10	9.5
at NC State	1/9/13		11	3-8	.375	0-0	.000	1-2	.500	2	2	4	4.6	3	0	2	0	0	7	9.4
VIRGINIA TECH	1/12/13		21	2-5	.400	0-0	.000	0-0	.000	1	2	3	4.5	2	2	0	0	1	4	9.0
at Duke	1/17/13		15	2-4	.500	0-0	.000	0-0	.000	2	6	8	4.8	3	0	4	1	0	4	8.7
at North Carolina	1/23/13		21	8-13	.615	0-0	.000	2-2	1.000	6	3	9	5.0	5	0	2	1	0	18	9.2
WAKE FOREST	1/26/13		25	4-10	.400	0-0	.000	0-1	.000	1	4	5	5.0	1	4	2	2	2	8	9.2
at Clemson	1/29/13		25	5-9	.556	0-0	.000	4-7	.571	2	2	4	4.9	2	1	5	0	1	14	9.4
VIRGINIA	2/3/13		22	5-7	.714	0-0	.000	2-3	.667	3	1	4	4.9	1	1	3	1	1	12	9.6
FLORIDA STATE	2/5/13		16	2-4	.500	0-0	.000	2-2	1.000	1	0	1	4.7	4	0	2	0	1	6	9.4
at Virginia Tech	2/9/13		24	6-8	.750	0-0	.000	1-4	.250	2	7	9	4.9	1	1	1	1	0	13	9.5
CLEMSON	2/14/13		21	3-8	.375	0-0	.000	3-4	.750	3	5	8	5.0	1	0	0	0	0	9	9.5
at Wake Forest	2/16/13		15	2-8	.250	0-0	.000	0-0	.000	0	2	2	4.9	4	0	4	0	0	4	9.3
NORTH CAROLINA	2/19/13		22	3-6	.500	0-0	.000	4-6	.667	1	5	6	5.0	3	0	3	1	0	10	9.3
at Virginia	2/24/13		20	4-4	1.000	0-0	.000	0-2	.000	1	1	2	4.8	4	0	3	0	0	8	9.3
MARYLAND	2/27/13		12	4-5	.800	0-0	.000	0-2	.000	2	1	3	4.8	3	1	1	0	1	8	9.2
NC STATE	3/3/13		18	3-6	.500	0-0	.000	0-0	.000	3	1	4	4.8	1	1	2	1	0	6	9.1
Totals		0	543	102-183	.557	0-0	.000	51-83	.614	59	74	133	4.8	67	29	54	10	11	255	9.1

Games played: 28
Minutes/game: 19.4
Points/game: 9.1
FG Pct: 55.7
FT Pct: 61.4

Rebounds/game: 4.8
Assists/game: 1.0
Turnovers/game: 1.9
Assist/turnover ratio: 0.5
Steals/game: 0.4
Blocks/game: 0.4

2012-13 Georgia Tech Basketball
Georgia Tech Individual Game-by-Game (as of Mar 03, 2013)
All games

#31 Peek, Aaron

Opponent	Date	gs	min	Total		3-Pointers		Free throws		Rebounds				pf	a	t/o	blk	stl	pts	avg	
				fg-fga	pct	3fg-fga	pct	ft-fta	pct	off	def	tot	avg								
TULANE	11/9/12		0	0-0	.000	0-0	.000	0-0	.000	0	0	0	0.0	0	0	0	0	0	0	0.0	
ALABAMA STATE	12/17/12		4	0-0	.000	0-0	.000	0-0	.000	0	1	1	0.5	0	0	1	0	0	0	0.0	
THE CITADEL	12/22/12		3	0-0	.000	0-0	.000	0-0	.000	0	0	0	0.3	0	0	0	0	0	0	0.0	
FORDHAM	12/29/12		3	0-1	.000	0-0	.000	0-0	.000	0	1	1	0.5	1	0	0	1	1	0	0.0	
WAKE FOREST	1/26/13		1	0-0	.000	0-0	.000	0-0	.000	0	0	0	0.4	1	0	0	1	0	0	0.0	
Totals			0	11	0-1	.000	0-0	.000	0-0	.000	0	2	2	0.4	2	0	1	2	1	0	0.0

Games played: 5
Minutes/game: 2.2
FG Pct: 0.0

Rebounds/game: 0.4
Turnovers/game: 0.2
Steals/game: 0.2
Blocks/game: 0.4

#32 Doyle, Brooks

Opponent	Date	gs	min	Total		3-Pointers		Free throws		Rebounds				pf	a	t/o	blk	stl	pts	avg
				fg-fga	pct	3fg-fga	pct	ft-fta	pct	off	def	tot	avg							
TULANE	11/9/12		0	0-0	.000	0-0	.000	1-2	.500	0	0	0	0.0	0	0	0	0	0	1	1.0
vs Rice	11/22/12		3	0-1	.000	0-1	.000	0-0	.000	0	0	0	0.0	1	0	0	0	0	0	0.5
ALABAMA STATE	12/17/12		5	1-1	1.000	1-1	1.000	1-2	.500	0	1	1	0.3	1	0	0	0	0	4	1.7
THE CITADEL	12/22/12		4	0-1	.000	0-0	.000	0-0	.000	0	1	1	0.5	0	0	0	0	0	0	1.3
FORDHAM	12/29/12		3	0-0	.000	0-0	.000	0-0	.000	0	0	0	0.4	0	0	0	0	0	0	1.0
at North Carolina	1/23/13		1	0-0	.000	0-0	.000	0-0	.000	0	0	0	0.3	0	0	0	0	0	0	0.8
WAKE FOREST	1/26/13		1	0-0	.000	0-0	.000	0-0	.000	0	0	0	0.3	0	0	0	0	0	0	0.7
Totals			0	17	1-3	.333	1-2	.500	2-4	.500	0	2	2	0.3	2	0	0	0	5	0.7

Games played: 7
Minutes/game: 2.4
Points/game: 0.7
FG Pct: 33.3
3FG Pct: 50.0
FT Pct: 50.0

Rebounds/game: 0.3

2012-13 Georgia Tech Basketball
Georgia Tech Individual Game-by-Game (as of Mar 03, 2013)
All games

#45 Poole, Solomon

Opponent	Date	gs	min	Total		3-Pointers		Free throws		Rebounds				pf	a	t/o	blk	stl	pts	avg
				fg-fga	pct	3fg-fga	pct	ft-fa	pct	off	def	tot	avg							
ALABAMA STATE	12/17/12		6	0-1	.000	0-0	.000	2-2	1.000	0	2	2	2.0	0	1	3	0	1	2	2.0
THE CITADEL	12/22/12		12	2-4	.500	0-1	.000	0-0	.000	0	2	2	2.0	1	4	3	0	1	4	3.0
FORDHAM	12/29/12		5	1-2	.500	0-1	.000	0-0	.000	0	1	1	1.7	0	0	1	0	0	2	2.7
MIAMI	1/5/13		4	1-1	1.000	1-1	1.000	0-0	.000	0	0	0	1.3	0	1	0	0	1	3	2.8
at NC State	1/9/13		6	1-2	.500	0-1	.000	0-0	.000	0	1	1	1.2	1	1	0	0	1	2	2.6
VIRGINIA TECH	1/12/13		7	1-1	1.000	1-1	1.000	0-0	.000	0	0	0	1.0	0	0	1	0	0	3	2.7
at Duke	1/17/13		18	0-8	.000	0-4	.000	0-0	.000	2	1	3	1.3	2	1	4	0	2	0	2.3
at North Carolina	1/23/13		19	1-6	.167	1-3	.333	0-0	.000	0	1	1	1.3	5	3	3	0	0	3	2.4
WAKE FOREST	1/26/13		11	1-2	.500	0-0	.000	0-2	.000	0	1	1	1.2	2	0	0	0	0	2	2.3
at Clemson	1/29/13		12	0-0	.000	0-0	.000	0-0	.000	0	0	0	1.1	1	2	3	0	0	0	2.1
VIRGINIA	2/3/13		3	0-1	.000	0-1	.000	0-0	.000	0	0	0	1.0	0	0	0	0	0	0	1.9
FLORIDA STATE	2/5/13		5	1-1	1.000	1-1	1.000	0-0	.000	0	0	0	0.9	1	0	0	0	0	3	2.0
at Virginia Tech	2/9/13		17	1-3	.333	1-3	.333	0-0	.000	0	1	1	0.9	4	2	2	0	0	3	2.1
CLEMSON	2/14/13		9	1-3	.333	0-1	.000	1-2	.500	0	1	1	0.9	0	1	3	0	0	3	2.1
at Wake Forest	2/16/13		7	0-1	.000	0-1	.000	0-2	.000	0	0	0	0.9	1	0	2	0	0	0	2.0
NORTH CAROLINA	2/19/13		5	0-4	.000	0-2	.000	0-0	.000	0	0	0	0.8	0	1	1	0	1	0	1.9
at Virginia	2/24/13		9	1-3	.333	1-2	.500	0-0	.000	0	0	0	0.8	1	1	0	0	0	3	1.9
MARYLAND	2/27/13		10	0-0	.000	0-0	.000	0-0	.000	0	0	0	0.7	1	2	3	0	0	0	1.8
NC STATE	3/3/13		4	0-0	.000	0-0	.000	1-2	.500	0	0	0	0.7	3	0	3	0	0	1	1.8
Totals		0	169	12-43	.279	6-23	.261	4-10	.400	2	11	13	0.7	23	20	32	0	7	34	1.8

Games played: 19
Minutes/game: 8.9
Points/game: 1.8
FG Pct: 27.9
3FG Pct: 26.1
FT Pct: 40.0

Rebounds/game: 0.7
Assists/game: 1.1
Turnovers/game: 1.7
Assist/turnover ratio: 0.6
Steals/game: 0.4

Individual Career History

Holsey, Kammeon

Season	gp-gs	min/avg	Total		3-Point		F-Throws		Rebounds				Scoring							
			fg-fga	pct	fg-fga	pct	ft-fta	pct	off	def	tot	avg	pf	fo	ast	to	blk	stl	pts	avg
2010-11	30-12	432/14.4	44-90	.489	0-0	.000	15-31	.484	42	38	80	2.7	57	0	9	33	6	13	103	3.4
2011-12	31-31	754/24.3	121-205	.590	0-0	.000	48-91	.527	71	81	152	4.9	89	2	27	69	12	19	290	9.4
2012-13	28-0	543/19.4	102-183	.557	0-0	.000	51-83	.614	59	74	133	4.8	67	1	29	54	10	11	255	9.1
TOTAL	89-43	1729/19.4	267-478	.559	0-0	.000	114-205	.556	172	193	365	4.1	213	3	65	156	28	43	648	7.3

Jordan, Pierre

Season	gp-gs	min/avg	Total		3-Point		F-Throws		Rebounds				Scoring							
			fg-fga	pct	fg-fga	pct	ft-fta	pct	off	def	tot	avg	pf	fo	ast	to	blk	stl	pts	avg
2011-12	28-1	323/11.5	17-48	.354	5-18	.278	3-4	.750	1	25	26	0.9	35	0	24	20	2	10	42	1.5
2012-13	20-1	156/7.8	3-13	.231	0-6	.000	0-0	.000	1	18	19	1.0	23	0	11	11	3	10	6	0.3
TOTAL	48-2	479/10.0	20-61	.328	5-24	.208	3-4	.750	2	43	45	0.9	58	0	35	31	5	20	48	1.0

Miller, Daniel

Season	gp-gs	min/avg	Total		3-Point		F-Throws		Rebounds				Scoring							
			fg-fga	pct	fg-fga	pct	ft-fta	pct	off	def	tot	avg	pf	fo	ast	to	blk	stl	pts	avg
2010-11	31-31	797/25.7	60-121	.496	0-0	.000	17-46	.370	48	106	154	5.0	75	0	19	39	67	31	137	4.4
2011-12	31-31	930/30.0	110-221	.498	0-0	.000	32-42	.762	58	145	203	6.5	52	1	46	51	75	29	252	8.1
2012-13	28-28	793/28.3	91-178	.511	0-1	.000	45-63	.714	67	124	191	6.8	46	0	60	43	61	21	227	8.1
TOTAL	90-90	2520/28.0	261-520	.502	0-1	.000	94-151	.623	173	375	548	6.1	173	1	125	133	203	81	616	6.8

Morris, Jason

Season	gp-gs	min/avg	Total		3-Point		F-Throws		Rebounds				Scoring							
			fg-fga	pct	fg-fga	pct	ft-fta	pct	off	def	tot	avg	pf	fo	ast	to	blk	stl	pts	avg
2010-11	31-5	567/18.3	67-162	.414	22-55	.400	31-41	.756	24	44	68	2.2	67	0	12	42	8	20	187	6.0
2011-12	31-20	764/24.6	85-246	.346	28-96	.292	43-61	.705	22	80	102	3.3	55	1	35	58	15	15	241	7.8
2012-13	15-1	201/13.4	23-66	.348	12-29	.414	4-8	.500	10	27	37	2.5	15	0	9	15	3	9	62	4.1
TOTAL	77-26	1532/19.9	175-474	.369	62-180	.344	78-110	.709	56	151	207	2.7	137	1	56	115	26	44	490	6.4

Reed, Brandon

Season	gp-gs	min/avg	Total		3-Point		F-Throws		Rebounds				Scoring							
			fg-fga	pct	fg-fga	pct	ft-fta	pct	off	def	tot	avg	pf	fo	ast	to	blk	stl	pts	avg
2011-12	31-28	796/25.7	78-229	.341	34-122	.279	44-60	.733	12	88	100	3.2	31	0	38	59	1	25	234	7.5
2012-13	27-15	454/16.8	48-140	.343	25-66	.379	16-26	.615	7	65	72	2.7	28	0	34	22	2	11	137	5.1
TOTAL	58-43	1250/21.6	126-369	.341	59-188	.314	60-86	.698	19	153	172	3.0	59	0	72	81	3	36	371	6.4

Royal, Julian

Season	gp-gs	min/avg	Total		3-Point		F-Throws		Rebounds				Scoring							
			fg-fga	pct	fg-fga	pct	ft-fta	pct	off	def	tot	avg	pf	fo	ast	to	blk	stl	pts	avg
2011-12	30-0	479/16.0	50-115	.435	11-29	.379	21-29	.724	35	38	73	2.4	45	0	18	28	8	8	132	4.4
2012-13	21-0	140/6.7	15-46	.326	2-13	.154	4-4	1.000	13	15	28	1.3	26	2	3	12	3	6	36	1.7
TOTAL	51-0	619/12.1	65-161	.404	13-42	.310	25-33	.758	48	53	101	2.0	71	2	21	40	11	14	168	3.3

Udofia, Mfon

Season	gp-gs	min/avg	Total		3-Point		F-Throws		Rebounds				Scoring							
			fg-fga	pct	fg-fga	pct	ft-fta	pct	off	def	tot	avg	pf	fo	ast	to	blk	stl	pts	avg
2009-10	35-25	690/19.7	71-193	.368	25-84	.298	38-61	.623	19	67	86	2.5	62	1	66	59	2	28	205	5.9
2010-11	31-11	660/21.3	72-193	.373	19-64	.297	45-79	.570	33	33	66	2.1	77	2	38	43	0	32	208	6.7
2011-12	31-30	985/31.8	102-266	.383	35-109	.321	67-101	.663	27	79	106	3.4	76	0	88	85	3	16	306	9.9
2012-13	28-28	825/29.5	75-199	.377	34-101	.337	52-80	.650	15	61	76	2.7	60	1	85	50	0	24	236	8.4
TOTAL	125-94	3160/25.3	320-851	.376	113-358	.316	202-321	.629	94	240	334	2.7	275	4	277	237	5	100	955	7.6

Official Basketball Box Score -- Game Totals -- Final Statistics
 Tulane vs Georgia Tech
 11/9/12 7 p.m. at McCamish Pavilion, Atlanta, Ga.

Tulane 61 • 0-1

##	Player	Total			3-Ptr		Rebounds			PF	TP	A	TO	Blk	Stl	Min
		FG	FGA	FT	FTA	Off	Def	Tot								
00	Davis, Josh	f	12-15	1-1	2-5	1	3	4	3	27	3	1	0	0	33	
22	Timmons, Kendall	f	1-6	0-0	1-4	1	4	5	2	3	0	1	1	3	30	
41	Bruha, Tomas	c	2-7	0-0	0-0	2	2	4	0	4	0	0	0	0	18	
02	Tarrant, Ricky	g	6-13	1-4	5-7	0	2	2	3	18	0	0	0	0	38	
05	Callahan, Jordan	g	2-12	0-4	0-0	1	0	1	2	4	3	0	0	1	34	
04	Dabney, Louis	g	0-0	0-0	0-0	0	0	0	0	0	0	0	0	0	4	
04	Cherry, Ben	g	1-3	1-3	0-0	0	0	0	2	3	0	0	0	0	15	
11	Mack, Kojan	g	0-0	0-0	0-0	0	0	0	0	0	0	0	0	0	0+	
13	Birchfield, Josh	g	0-0	0-0	0-0	0	1	1	2	0	0	1	0	0	2	
21	Norelia, Marc Eddy	g	0-0	0-0	0-0	0	0	0	0	0	0	0	0	0	0+	
24	Hook, Jay	g	0-0	0-0	0-0	0	0	0	0	0	0	0	0	0	0+	
25	Nwogbo, Lotanna	g	0-0	0-0	0-0	0	0	0	0	0	0	0	0	0	0+	
34	Drye, Tre	g	1-3	0-0	0-0	1	3	4	2	2	0	1	0	0	26	
	Team					1	1	2								
Totals			25-59	3-12	8-16	7	16	23	17	61	6	4	1	4	200	

FG % 1st Half: 12-30 40.0% 2nd half: 13-29 44.8% Game: 25-59 42.4%
 3FG % 1st Half: 2-7 28.6% 2nd half: 1-5 20.0% Game: 3-12 25.0%
 FT % 1st Half: 4-6 66.7% 2nd half: 4-10 40.0% Game: 8-16 50.0%

Georgia Tech 79 • 1-0

##	Player	Total			3-Ptr		Rebounds			PF	TP	A	TO	Blk	Stl	Min
		FG	FGA	FT	FTA	Off	Def	Tot								
03	Georges-Hunt, Marcus	f	6-8	0-2	2-2	3	4	7	2	14	1	0	0	1	24	
04	Carter Jr., Robert	f	3-7	0-1	3-4	0	7	7	2	9	1	1	2	0	25	
05	Miller, Daniel	c	4-8	0-0	2-4	6	4	10	2	10	6	2	3	0	26	
00	Udofia, Mfon	g	4-5	0-1	0-1	1	1	2	2	8	2	2	0	0	31	
23	Reed, Brandon	g	1-3	0-0	0-1	1	5	6	1	2	1	2	0	0	18	
01	Royal, Julian	g	1-4	0-2	0-0	1	0	1	1	2	0	0	0	0	10	
02	Jordan, Pierre	g	0-0	0-0	0-0	0	0	0	1	0	1	1	0	0	9	
11	Bolden, Chris	g	5-10	2-6	0-0	0	1	1	3	12	3	0	0	0	23	
14	Morris, Jason	g	1-3	1-2	0-0	4	4	1	3	12	1	2	1	1	16	
24	Holsey, Kammeon	g	7-9	0-0	4-5	3	4	7	2	18	2	0	0	0	18	
31	Peek, Aaron	g	0-0	0-0	0-0	0	0	0	0	0	0	0	0	0	0+	
32	Doyle, Brooks	g	0-0	0-0	1-2	0	0	0	0	1	0	0	0	0	0+	
	Team					1	1	2								
Totals			32-57	3-14	12-19	16	31	47	17	79	18	10	6	3	200	

FG % 1st Half: 15-30 50.0% 2nd half: 17-27 63.0% Game: 32-57 56.1%
 3FG % 1st Half: 2-7 28.6% 2nd half: 1-7 14.3% Game: 3-14 21.4%
 FT % 1st Half: 7-10 70.0% 2nd half: 5-9 55.6% Game: 12-19 63.2%

Officials: Karl Hess, Gary Maxwell, Raymond Styons
 Technical fouls: Tulane-None, Georgia Tech-None.
 Attendance: 8600
 Tonight's game is a sellout

Score by periods	1st	2nd	Total
Tulane	30	31	61
Georgia Tech	39	40	79

Last FG - TLN 2nd-00:14, GT 2nd-01:15.
 Largest lead - TLN by 2 1st-18:44, GT by 21 2nd-04:24.

Points	In Paint	Off T/O	2nd Chance	Fast Break	Bench
TLN	38	10	8	4	5
GT	52	4	17	13	36

Score tied - 3 times.
 Lead changed - 1 time.

Official Basketball Box Score -- Game Totals -- Final Statistics
 Presbyterian vs Georgia Tech
 11/14/12 7 p.m. at McCamish Pavilion, Atlanta, Ga.

Presbyterian 38 • 0-2

##	Player	Total			3-Ptr		Rebounds			PF	TP	A	TO	Blk	Stl	Min
		FG	FGA	FT	FTA	Off	Def	Tot								
01	Clyburn, Joshua	f	2-5	0-0	0-1	0	8	8	4	4	0	5	1	0	0	28
21	Downing, Jordan	f	4-14	1-6	0-0	0	4	4	3	9	0	5	0	0	34	
13	Truss, William	c	4-5	0-0	0-0	0	5	5	8	0	0	0	0	0	37	
04	Anderson, Austin	g	1-2	1-2	0-0	0	1	1	3	3	3	2	0	0	1	34
24	Mutakabbir, Khalid	g	4-11	3-6	2-4	0	2	2	1	13	7	5	0	2	40	
20	Mctavish, Ryan	g	0-3	0-1	1-2	0	1	1	4	1	1	0	1	0	0	25
44	Campbell, Jake	g	0-0	0-0	0-0	1	0	1	0	0	0	0	0	0	0	2
	Team					3	5	8								
Totals			15-40	5-15	3-7	4	26	30	20	38	10	18	1	3	200	

FG % 1st Half: 10-22 45.5% 2nd half: 5-18 27.8% Game: 15-40 37.5%
 3FG % 1st Half: 4-8 50.0% 2nd half: 1-7 14.3% Game: 5-15 33.3%
 FT % 1st Half: 1-2 50.0% 2nd half: 2-5 40.0% Game: 3-7 42.9%

Georgia Tech 52 • 2-0

##	Player	Total			3-Ptr		Rebounds			PF	TP	A	TO	Blk	Stl	Min
		FG	FGA	FT	FTA	Off	Def	Tot								
03	Georges-Hunt, Marcus	f	4-11	0-4	2-3	2	2	4	1	10	2	1	0	1	29	
04	Carter Jr., Robert	f	4-11	1-3	1-3	1	3	4	1	10	0	0	1	1	24	
05	Miller, Daniel	c	2-3	0-0	3-4	2	7	9	1	7	1	0	1	0	28	
00	Udofia, Mfon	g	1-5	1-4	4-5	0	0	0	7	6	0	0	0	0	1	30
23	Reed, Brandon	g	0-5	0-2	0-0	0	3	3	0	0	0	0	0	0	17	
01	Royal, Julian	g	0-1	0-0	0-0	3	1	4	3	0	0	0	2	0	9	
02	Jordan, Pierre	g	1-2	0-1	0-0	0	1	1	1	2	0	1	0	1	9	
11	Bolden, Chris	g	2-5	0-3	0-0	0	0	0	2	4	0	0	0	0	19	
14	Morris, Jason	g	2-8	1-3	0-0	0	0	0	2	5	0	3	0	1	16	
24	Holsey, Kammeon	g	3-6	0-0	1-1	3	2	5	0	7	1	1	0	0	19	
	Team					2	2	4								
Totals			19-57	3-20	11-16	13	21	34	11	52	10	7	3	6	200	

FG % 1st Half: 7-28 25.0% 2nd half: 12-29 41.4% Game: 19-57 33.3%
 3FG % 1st Half: 2-13 15.4% 2nd half: 1-7 14.3% Game: 3-20 15.0%
 FT % 1st Half: 8-10 80.0% 2nd half: 3-6 50.0% Game: 11-16 68.8%

Officials: Ray Perone, Doug Shows, John Gaffney
 Technical fouls: Presbyterian-None, Georgia Tech-None.
 Attendance: 5733

Score by periods	1st	2nd	Total
Presbyterian	25	13	38
Georgia Tech	24	28	52

Points	In Paint	Off T/O	2nd Chance	Fast Break	Bench
PC	14	10	0	10	1
GT	28	23	11	12	18

Last FG - PC 2nd-02:34, GT 2nd-00:44.
 Largest lead - PC by 4 1st-04:10, GT by 15 2nd-11:45.

Score tied - 1 time.
 Lead changed - 2 times.

Official Basketball Box Score -- Game Totals -- Final Statistics
 Rice vs Georgia Tech
 11/22/12 6:00 PM at Anaheim, CA

Rice 36 • 1-3

##	Player	Total			3-Ptr		Rebounds			PF	TP	A	TO	Blk	Stl	Min
		FG	FGA	FT	FTA	Off	Def	Tot								
11	WILSON, Ross	f	0-2	0-0	0-0	0	0	0	3	0	0	0	0	0	17	
41	GEARHART, Seth	f	1-5	1-4	0-0	0	2	2	3	2	1	0	1	0	28	
01	GUERCY, Max	g	0-4	0-1	0-0	0	1	1	1	0	0	2	0	0	22	
03	JACKSON, Tamir	g	2-11	2-7	3-4	1	4	5	2	9	2	4	0	1	32	
15	DeBOSE, Julian	g	0-6	0-2	0-2	2	3	5	1	0	2	2	0	0	31	
04	KAPIC, Nizar	g	0-0	0-0	0-0	0	0	0	0	0	0	0	0	0	0+	
05	WASHINGTON, Keith	g	2-7	0-3	2-2	1	5	6	1	6	1	1	0	3	25	
10	PEERA, Dan	g	0-1	0-1	0-0	0	0	0	0	0	2	0	0	0	9	
42	RAMLJAK, Austin	g	6-12	6-12	0-0	0	4	4	3	18	0	2	1	0	29	
44	FIROZGARY, Bahrom	g	0-0	0-0	0-1	0	0	0	0	0	0	0	0	0	7	
	Team					1	2	3								
Totals			11-48	9-30	5-9	5	21	26	13	36	9	12	1	5	200	

FG % 1st Half: 7-28 25.0% 2nd half: 4-20 20.0% Game: 11-48 22.9%
 3FG % 1st Half: 5-15 33.3% 2nd half: 4-15 26.7% Game: 9-30 30.0%
 FT % 1st Half: 0-2 0.0% 2nd half: 5-7 71.4% Game: 5-9 55.6%

Georgia Tech 54 • 3-0

##	Player	Total			3-Ptr		Rebounds			PF	TP	A	TO	Blk	Stl	Min
		FG	FGA	FT	FTA	Off	Def	Tot								
04	Carter Jr., Robert	f	3-6	0-1	1-2	2	3	5	1	7	1	1	0	0	21	
05	Miller, Daniel	c	1-2	0-0	3-4	2	1	3	0	5	3	0	2	0	25	
00	Udofia, Mfon	g	4-7	1-2	0-2	0	4	4	2	9	3	1	0	1	24	
03	Georges-Hunt, Marcus	g	4-9	1-4	2-2	1	8	9	1	11	2	2	0	2	28	
23	Reed, Brandon	g	3-6	1-3	0-0	1	6	7	1	7	0	1	0	1	18	
01	Royal, Julian	g	0-3	0-2	0-0	0	1	1	1	0	0	1	0	1	14	
02	Jordan, Pierre	g	0-2	0-1	0-0	0	3	3	1	0	0	1	0	0	15	
11	Bolden, Chris	g	1-4	0-1	0-0	0	3	3	2	2	1	3	1	1	15	
14	Morris, Jason	g	2-9	0-3	0-0	5	4	9	3	4	0	2	0	0	19	
24	Holsey, Kammeon	g	3-5	0-0	3-3	4	2	6	1	9	2	2	0	0	18	
32	Doyle, Brooks	g	0-1	0-1	0-0	0										

Official Basketball Box Score -- Game Totals -- Final Statistics
Saint Mary's vs Georgia Tech
11/25/12 3:30 PM at Anaheim, CA

Saint Mary's 56 • 4-2

#	Player	Total			3-Ptr			Rebounds			PF	TP	A	TO	Blk	Stl	Min
		FG	FGA	FT	FTA	Off	Def	Tot									
00	WALDOW, Brad	f	2-7	0-0	1-2	1	6	7	1	5	0	0	0	0	0	18	
03	YOUNG, Mitchell	f	1-4	0-0	4-6	1	3	4	2	6	0	0	3	0	20		
04	DELLAVEDOVA, Matthe	g	1-8	1-6	2-2	1	2	3	1	5	8	5	0	0	40		
14	HOLT, Stephen	g	2-7	1-5	5-6	4	5	9	5	10	4	5	0	2	37		
35	WALKER III, James	g	4-5	1-1	0-0	0	3	3	2	9	0	2	0	0	32		
01	PAGE, Jordan	g	2-4	2-3	0-0	0	1	1	0	6	0	3	0	0	11		
05	ROWLEY, Kyle	g	1-2	0-0	0-0	0	1	1	1	2	0	1	1	0	8		
12	GIUSTI, Jordan	g	0-0	0-0	0-0	0	0	0	0	0	0	0	0	0	0+		
15	LEVESQUE, Beau	g	2-7	1-5	4-5	1	4	5	4	9	1	0	0	0	20		
33	HODGSON, Matt	g	2-2	0-0	0-0	2	1	3	0	4	0	2	1	0	14		
	Team					1	1	2									
	Totals		17-46	6-20	16-21	11	27	38	16	56	13	21	2	5	200		

FG % 1st Half: 9-20	45.0%	2nd half: 8-26	30.8%	Game: 17-46	37.0%	Deadball Rebounds	5
3FG % 1st Half: 3-8	37.5%	2nd half: 3-12	25.0%	Game: 6-20	30.0%		
FT % 1st Half: 5-6	83.3%	2nd half: 11-15	73.3%	Game: 16-21	76.2%		

Georgia Tech 65 • 4-1

#	Player	Total			3-Ptr			Rebounds			PF	TP	A	TO	Blk	Stl	Min
		FG	FGA	FT	FTA	Off	Def	Tot									
04	Carter Jr., Robert	f	4-9	1-3	2-2	5	1	6	4	11	0	0	1	0	27		
05	Miller, Daniel	c	1-6	0-0	0-0	0	1	1	3	2	1	1	0	1	25		
00	Udofia, Mfon	g	3-8	0-1	5-5	1	3	4	1	11	5	3	0	2	32		
03	Georges-Hunt, Marcus	g	3-7	2-4	3-4	0	0	0	3	11	1	1	0	1	22		
23	Reed, Brandon	g	6-8	4-6	3-4	0	2	2	3	19	3	1	0	0	25		
01	Royal, Julian	g	0-2	0-1	0-0	0	1	1	0	0	0	1	0	0	3		
02	Jordan, Pierre	g	0-0	0-0	0-0	0	1	1	0	0	0	1	0	0	10		
11	Bolden, Chris	g	2-8	0-3	0-0	0	2	2	1	4	0	1	0	0	17		
14	Morris, Jason	g	1-6	0-1	0-0	0	0	0	0	2	1	0	0	0	17		
24	Holsey, Kammeon	g	1-1	0-0	3-4	1	6	7	2	5	0	2	0	0	22		
	Team					1	1	2									
	Totals		21-55	7-19	16-19	8	18	26	17	65	11	11	1	4	200		

FG % 1st Half: 9-28	32.1%	2nd half: 12-27	44.4%	Game: 21-55	38.2%	Deadball Rebounds	2
3FG % 1st Half: 1-8	12.5%	2nd half: 6-11	54.5%	Game: 7-19	36.8%		
FT % 1st Half: 3-3	100.0	2nd half: 13-16	81.3%	Game: 16-19	84.2%		

Officials: Mike Scyphers, Mike Eggers, Deron White
 Technical fouls: Saint Mary's-None. Georgia Tech-None.
 Attendance: 2012 DirecTV Classic Game 11
 Anaheim Convention Center

Score by periods			1st	2nd	Total	Points	In Paint	Off T/O	2nd Chance	Fast Break	Bench
1st	2nd	Total									
Saint Mary's	26	30	56								
Georgia Tech	22	43	65								

Last FG - SMC 2nd-00:14, GT 2nd-00:13.
 Largest lead - SMC by 6 1st-14:23, GT by 11 2nd-00:36.
 Score tied - 5 times.
 Lead changed - 4 times.

Official Basketball Box Score -- Game Totals -- Final Statistics
Georgia Tech vs Illinois
11/28/12 8 pm at Assembly Hall; Champaign, Ill.

Georgia Tech 62 • 4-2

#	Player	Total			3-Ptr			Rebounds			PF	TP	A	TO	Blk	Stl	Min
		FG	FGA	FT	FTA	Off	Def	Tot									
04	Carter Jr., Robert	f	2-8	1-2	2-2	2	5	7	1	7	2	2	0	0	1	27	
23	Reed, Brandon	f	0-4	0-3	0-0	0	0	2	1	0	0	2	0	0	0	15	
05	Miller, Daniel	c	3-7	0-0	0-0	0	2	2	0	6	2	0	5	1	29		
00	Udofia, Mfon	g	4-4	2-2	0-1	0	2	2	3	10	3	3	0	0	24		
03	Georges-Hunt, Marcus	g	3-9	2-4	1-2	0	1	1	2	9	1	1	1	2	32		
01	Royal, Julian	g	0-2	0-2	0-0	1	1	2	1	0	0	1	0	0	4		
02	Jordan, Pierre	g	0-0	0-0	0-0	0	2	2	4	0	0	0	0	0	9		
11	Bolden, Chris	g	2-5	2-5	0-0	0	2	2	1	6	2	3	0	0	21		
14	Morris, Jason	g	4-7	1-3	1-4	1	3	4	0	10	1	2	0	2	14		
24	Holsey, Kammeon	g	5-6	0-0	4-4	2	2	4	2	14	1	3	0	0	25		
	Team					1	1	2									
	Totals		23-52	8-21	8-13	7	23	30	15	62	12	17	6	7	200		

FG % 1st Half: 12-26	46.2%	2nd half: 11-26	42.3%	Game: 23-52	44.2%	Deadball Rebounds	1,2
3FG % 1st Half: 5-11	45.5%	2nd half: 3-10	30.0%	Game: 8-21	38.1%		
FT % 1st Half: 6-10	60.0%	2nd half: 2-3	66.7%	Game: 8-21	61.5%		

Illinois 75 • 8-0

#	Player	Total			3-Ptr			Rebounds			PF	TP	A	TO	Blk	Stl	Min
		FG	FGA	FT	FTA	Off	Def	Tot									
42	Griffey, Tyler	f	5-7	3-4	1-1	0	3	3	3	14	0	1	1	1	30		
32	Egwu, Nnanna	c	3-6	0-0	0-2	1	3	4	4	6	0	1	2	0	25		
01	Richardson, D.J.	g	4-10	4-7	2-2	0	4	4	2	14	2	1	1	1	28		
03	Paul, Brandon	g	5-11	2-6	3-9	1	6	7	2	15	7	4	1	2	38		
13	Abrams, Tracy	g	2-7	1-5	1-1	1	3	4	1	6	5	4	0	2	25		
00	McLaurin, Sam	g	1-4	0-0	0-2	4	1	5	2	2	0	2	0	2	23		
02	Bertrand, Joseph	g	6-8	3-4	0-1	1	2	3	15	1	1	0	1	2	22		
20	Henry, Myke	g	1-4	1-2	0-0	1	0	1	0	3	0	0	0	0	2		
21	Langford, Devin	g	0-0	0-0	0-0	0	1	2	0	0	0	0	0	0	7		
	Team					0	3	3									
	Totals		27-57	14-28	7-18	10	26	36	17	75	15	14	7	7	200		

FG % 1st Half: 14-30	46.7%	2nd half: 13-27	48.1%	Game: 27-57	47.4%	Deadball Rebounds	6
3FG % 1st Half: 7-15	46.7%	2nd half: 7-13	53.8%	Game: 14-28	50.0%		
FT % 1st Half: 1-1	100.0	2nd half: 6-17	35.3%	Game: 7-18	39.9%		

Officials: Ted Valentine, Lamont Simpson, Bo Boroski
 Technical fouls: Georgia Tech-None. Illinois-None.
 Attendance: 12224

Score by periods			1st	2nd	Total	Points	In Paint	Off T/O	2nd Chance	Fast Break	Bench
1st	2nd	Total									
Georgia Tech	36	27	62								
Illinois	35	39	75								

Last FG - GT 2nd-04:18, ILL 2nd-02:30.
 Largest lead - GT by 6 1st-12:37, ILL by 13 2nd-00:34.
 Score tied - 5 times.
 Lead changed - 8 times.

Official Basketball Box Score -- Game Totals -- Final Statistics
Georgia vs Georgia Tech
12/4/12 7 p.m. at McCamish Pavilion, Atlanta, Ga.

Georgia 54 • 2-6

#	Player	Total			3-Ptr			Rebounds			PF	TP	A	TO	Blk	Stl	Min
		FG	FGA	FT	FTA	Off	Def	Tot									
02	Thornton, Marcus	f	3-7	0-2	1-1	1	2	3	3	7	0	1	1	0	16		
42	Djurisic, Nemanja	f	1-8	0-2	2-2	3	3	6	4	4	2	1	0	2	33		
15	Williams, Dontae	c	3-7	0-0	0-0	5	2	7	5	6	0	1	1	1	22		
01	Caldwell-Pope, Ken.	g	5-18	1-8	5-6	4	9	13	4	16	2	3	1	1	35		
11	Williams, Vincent	g	0-7	0-3	3-4	1	1	2	0	3	1	1	0	2	32		
04	Mann, Charles	g	0-0	0-0	0-3	0	1	1	0	0	0	1	0	0	8		
05	Dixon, Tim	g	0-0	0-0	0-0	0	0	0	0	0	0	0	0	0	3		
12	Gaines, Kenny	g	2-2	1-1	0-0	0	0	0	0	5	0	2	0	0	8		
23	Brantley, Sherrard	g	0-1	0-1	0-0	0	0	0	0	1	0	0	0	0	5		
31	Morris, Brandon	g	2-2	0-0	5-6	0	4	4	3	9	2	0	0	1	19		
41	Cannon, John	g	2-5	0-0	0-0	1	2	3	2	4	0	0	1	0	19		
	Team					2	2	4									
	Totals		18-57	2-17	16-22	17	26	43	22	54	7	11	4	7	200		

FG % 1st Half: 9-26	34.6%	2nd half: 9-31	29.0%	Game: 18-57	31.6%	Deadball Rebounds	2
3FG % 1st Half							

Official Basketball Box Score -- Game Totals -- Final Statistics
Alabama State vs Georgia Tech
12/17/12 7 p.m. at McCamish Pavilion, Atlanta, Ga.

Alabama State 41 • 1-9

##	Player	Total			3-Ptr			Rebounds			PF	TP	A	TO	Blk	Stl	Min
		FG-FGA	FG-FGA	FT-FTA	Off	Def	Tot	Off	Def	Tot							
11	Crawford, Phillip	f	2-5	0-1	2-2	1	0	1	5	6	0	1	0	0	0	9	
23	Patterson, Shawntez	f	1-9	0-5	1-2	0	2	2	4	3	0	3	1	0	0	31	
24	Brown, Stephawn	f	0-0	0-0	0-0	0	0	0	0	0	0	1	0	0	0	14	
4	Freelove, Joshua	g	2-12	1-5	0-0	1	1	2	0	5	1	2	0	0	0	26	
21	McDaniel, Denzell	g	1-6	0-2	2-4	0	4	4	0	4	3	2	1	0	0	23	
12	Page, Luther	g	0-5	0-0	0-0	1	4	5	2	0	2	2	1	0	0	20	
05	Brown, Bobby	g	3-4	1-1	0-0	2	0	2	1	7	0	0	0	2	1	14	
10	Watts, Ryan	g	1-7	1-3	1-4	0	2	2	0	4	0	1	0	2	16		
12	Waters, Jamel	g	3-4	1-1	0-0	0	2	2	2	7	4	2	0	1	18		
13	Miller, Dominique	g	0-3	0-0	0-0	0	1	1	0	0	0	0	0	0	4		
15	Jefferson, Jonathan	g	2-5	0-1	1-2	4	3	7	3	5	1	0	1	1	25		
Team						2	0	2							1		
Totals			15-60	4-19	7-14	11	19	30	17	41	11	15	4	6	200		

FG % 1st Half: 8-30 26.7% 2nd half: 7-30 23.3% Game: 15-60 25.0%
 3FG % 1st Half: 3-12 25.0% 2nd half: 1-7 14.3% Game: 4-19 21.1%
 FT % 1st Half: 1-2 50.0% 2nd half: 6-12 50.0% Game: 7-14 50.0%
 Deadball Rebounds 4.1

Georgia Tech 75 • 7-2

##	Player	Total			3-Ptr			Rebounds			PF	TP	A	TO	Blk	Stl	Min
		FG-FGA	FG-FGA	FT-FTA	Off	Def	Tot	Off	Def	Tot							
03	Georges-Hunt, Marcus	f	4-12	0-4	1-2	4	1	5	1	9	1	1	0	0	24		
04	Carter Jr., Robert	f	6-9	1-1	0-2	5	6	11	1	13	3	3	2	0	23		
05	Miller, Daniel	c	3-6	0-0	0-0	1	4	5	1	6	1	2	5	2	20		
00	Udofia, Mfon	g	4-5	4-5	0-0	0	2	2	0	12	4	0	0	0	18		
23	Reed, Brandon	g	6-10	2-4	0-0	0	5	5	0	14	4	1	0	1	30		
01	Royal, Julian	g	0-3	0-1	2-2	1	3	4	5	2	0	1	0	1	13		
02	Jordan, Pierre	g	0-0	0-0	0-0	0	5	5	3	0	2	3	2	1	17		
11	Bolden, Chris	g	1-4	0-3	0-0	0	2	2	0	2	1	2	0	1	22		
24	Holsey, Kammeon	g	4-8	0-0	3-6	1	4	5	3	11	3	2	0	1	18		
31	Peek, Aaron	g	0-0	0-0	0-0	0	1	1	0	0	0	1	0	0	4		
32	Doyle, Brooks	g	1-1	1-1	1-2	0	1	1	1	4	0	0	0	0	5		
45	Poole, Solomon	g	0-1	0-0	2-2	0	2	2	0	2	1	3	0	1	6		
Team						2	1	3							2		
Totals			29-59	8-19	9-16	14	37	51	15	75	20	19	9	8	200		

FG % 1st Half: 17-31 54.8% 2nd half: 12-28 42.9% Game: 29-59 49.2%
 3FG % 1st Half: 5-10 50.0% 2nd half: 3-9 33.3% Game: 8-19 42.1%
 FT % 1st Half: 1-3 33.3% 2nd half: 8-13 61.5% Game: 9-16 56.3%
 Deadball Rebounds 3

Officials: Jim Burr, Tim Kelly, Tim Comer
 Technical fouls: Alabama State-None. Georgia Tech-None.
 Attendance: 6203

Score by periods				1st	2nd	Total	Points	In	Off	2nd	Fast	Bench
Alabama State	FG	3FG	FT	20	21	41	ALSTM	10	10	6	6	23
Georgia Tech	FG	3FG	FT	40	35	75	GT	40	14	10	27	21

Last FG - ALSTM 2nd-05:46, GT 2nd-04:23.
 Largest lead - ALSTM by 1 1st-18:25, GT by 35 2nd-01:22.

Score tied - 0 times.
 Lead changed - 2 times.

Official Basketball Box Score -- Game Totals -- Final Statistics
The Citadel vs Georgia Tech
12/22/12 4 p.m. at McCamish Pavilion, Atlanta, Ga.

The Citadel 41 • 3-7, 0-1 SoCon

##	Player	Total			3-Ptr			Rebounds			PF	TP	A	TO	Blk	Stl	Min
		FG-FGA	FG-FGA	FT-FTA	Off	Def	Tot	Off	Def	Tot							
22	Elmore, Stephen	f	3-7	0-1	2-4	4	6	10	3	8	1	1	1	2	19		
30	Van Scyoc, Matt	f	1-13	1-9	0-0	0	3	3	1	3	1	2	0	0	30		
31	Groselle, Mike	c	4-14	0-0	1-2	3	4	7	2	9	1	2	0	3	31		
10	Harris III, Marshall	g	0-4	0-3	2-2	0	1	1	2	2	0	3	0	0	20		
12	Moore, Ashton	g	1-6	0-3	1-2	0	1	1	0	3	2	2	0	1	21		
00	Setzekorn, Dylan	g	0-0	0-0	0-0	0	0	0	0	0	0	0	0	1	6		
02	Jenkins, Janell	g	1-1	1-1	0-0	0	2	2	2	3	5	3	0	0	20		
21	Hundley, Michael	g	0-1	0-0	0-0	0	0	0	0	0	0	1	0	0	4		
24	Miller, Lawrence	g	3-9	1-5	2-2	0	1	1	1	9	1	0	0	0	19		
33	Marshall, Quinton	g	2-4	0-0	0-0	2	0	2	0	4	1	1	1	0	20		
Team						3	3	6							2		
Totals			15-59	3-22	8-12	12	21	33	12	41	12	17	2	7	200		

FG % 1st Half: 6-31 19.4% 2nd half: 9-28 32.1% Game: 15-59 25.4%
 3FG % 1st Half: 1-11 9.1% 2nd half: 2-11 18.2% Game: 3-22 13.6%
 FT % 1st Half: 3-4 75.0% 2nd half: 5-8 62.5% Game: 8-12 66.7%
 Deadball Rebounds 5.1

Georgia Tech 73 • 8-2, 0-0 ACC

##	Player	Total			3-Ptr			Rebounds			PF	TP	A	TO	Blk	Stl	Min
		FG-FGA	FG-FGA	FT-FTA	Off	Def	Tot	Off	Def	Tot							
03	Georges-Hunt, Marcus	f	4-7	4-5	0-0	1	4	5	1	12	0	0	0	2	19		
04	Carter Jr., Robert	f	4-7	0-1	1-2	1	9	10	2	9	1	0	0	3	25		
05	Miller, Daniel	c	3-5	0-0	0-0	5	3	8	0	4	1	0	4	0	17		
00	Udofia, Mfon	g	2-6	0-2	1-1	2	0	2	0	7	3	2	0	3	19		
23	Reed, Brandon	g	2-8	1-4	1-1	0	2	2	0	6	2	1	0	1	14		
01	Royal, Julian	g	4-7	0-0	0-0	3	0	3	4	8	1	3	0	0	16		
02	Jordan, Pierre	g	0-1	0-1	0-0	0	1	1	0	1	1	0	1	0	14		
11	Bolden, Chris	g	1-6	0-3	0-0	1	1	1	2	0	1	0	0	20			
12	Poole Jr., Stacey	g	2-9	0-1	3-4	1	4	5	1	7	0	0	0	0	21		
24	Holsey, Kammeon	g	7-10	0-0	0-1	4	3	7	2	14	2	1	0	0	16		
31	Peek, Aaron	g	0-0	0-0	0-0	0	0	0	0	0	0	0	0	0	3		
32	Doyle, Brooks	g	0-1	0-0	0-0	0	1	1	0	0	0	0	0	0	4		
45	Poole, Solomon	g	2-4	0-1	0-0	0	2	2	1	4	4	3	0	1	12		
Team						2	1	3							2		
Totals			31-71	5-18	6-9	20	31	51	13	73	15	14	4	11	200		

FG % 1st Half: 17-38 44.7% 2nd half: 14-33 42.4% Game: 31-71 43.7%
 3FG % 1st Half: 5-14 35.7% 2nd half: 0-4 0.0% Game: 5-18 27.8%
 FT % 1st Half: 2-3 66.7% 2nd half: 4-6 66.7% Game: 6-9 66.7%
 Deadball Rebounds 1

Officials: Gary Maxwell, Raymond Styons, Jeff Nichols
 Technical fouls: The Citadel-None. Georgia Tech-None.
 Attendance: 7769

Score by periods				1st	2nd	Total	Points	In	Off	2nd	Fast	Bench
The Citadel	FG	3FG	FT	16	25	41	CIT	16	12	6	2	16
Georgia Tech	FG	3FG	FT	41	32	73	GT	46	21	25	17	35

Last FG - CIT 2nd-00:47, GT 2nd-00:29.
 Largest lead - CIT None, GT by 36 2nd-06:19.

Score tied - 0 times.
 Lead changed - 0 times.

Official Basketball Box Score -- Game Totals -- Final Statistics
Fordham vs Georgia Tech
12/29/12 7 p.m. at McCamish Pavilion, Atlanta, Ga.

Fordham 48 • 3-10

##	Player	Total			3-Ptr			Rebounds			PF	TP	A	TO	Blk	Stl	Min
		FG-FGA	FG-FGA	FT-FTA	Off	Def	Tot	Off	Def	Tot							
30	Rhoomes, Ryan	f	1-4	0-0	0-0	4	4	8	3	2	0	1	2	0	30		
33	Gaston, Chris	f	6-16	0-0	4-6	2	6	8	2	16	1	2	1	1	26		
01	Frazier, Brandon	q	5-14	3-10	4-6	1	3	4	0	17	5	5	0	1	34		
23	Thomas, Mandell	q	3-11	0-1	3-4	1	1	2	1	9	0	1	1	1	34		
24	Smith, Bryan	q	1-2	1-2	0-0	1	1	2	2	3	0	2	0	0	18		
02	Leonard, Travion	g	0-1	0-0	0-0	0	1	1	0	0	0	0	0	0	9		
05	Short, Jeffrey	g	0-0	0-0	0-0	0	1	1	0	0	0	0	0	0	9		
10	Zivkovic, Luka	g	0-3	0-3	1-2	0	1	1	0	1	0	0	0	0	5		
15	Musovic, Nihad	g	0-2	0-2	0-0	0	1	2	3	1	0	1	0	0	3		
20	Fay, Jared	g	0-1	0-0	0-0	1	1	2	1	0	0	1	0	0	4		
34	Myers, Jermaine	g	0-2	0-1	0-0	0	0	0	2	0	2	1	0	0	18		
42	Canty, Ryan	g	0-1	0-0	0-0	1											

Official Basketball Box Score -- Game Totals -- Final Statistics
Miami vs Georgia Tech
 1/5/13 2:30 p.m. at McCamish Pavilion, Atlanta, Ga.

Miami 62 • 10-3, 1-0 ACC

##	Player	FG-FGA	3-Ptr	FT-FTA	Rebounds			PF	TP	A	TO	Blk	Stl	Min	
					FG-FGA	FG-FGA	FT-FTA								Off
45	Gamble, Julian	c	2-6	0-0	3-4	2	5	7	4	7	1	1	2	0	25
35	Kadji, Kenny	f	3-9	1-4	4-6	2	12	14	1	11	0	3	2	1	31
00	Larkin, Shane	g	2-7	1-3	0-0	1	3	4	0	5	6	1	0	3	36
01	Scott, Durand	g	2-7	0-2	0-0	0	0	0	3	4	4	4	0	2	33
04	Jones, Trey McKinney	g	3-10	1-4	2-3	1	4	5	0	9	2	2	0	0	30
10	Akpejori, Raphael	f	1-3	0-0	0-0	1	3	4	4	2	0	1	0	1	13
15	Brown, Rion	f	9-11	4-6	0-0	1	0	1	1	22	0	0	0	1	23
21	Swoope, Erik	g	0-0	0-0	0-2	0	1	1	0	0	0	0	0	0	2
23	Jekiri, Tonye	g	0-0	0-0	2-2	2	0	2	0	2	0	1	1	0	7
	Team					0	2	2							
	Totals		22-53	7-19	11-17	10	30	40	13	62	13	13	5	8	200

FG % 1st Half: 12-28 42.9% 2nd half: 10-25 40.0% Game: 22-53 41.5% Deadball Rebounds 4
 3FG % 1st Half: 4-10 40.0% 2nd half: 3-9 33.3% Game: 7-19 36.8%
 FT % 1st Half: 5-6 83.3% 2nd half: 6-11 54.5% Game: 11-17 64.7%

Georgia Tech 49 • 10-3, 0-1 ACC

##	Player	FG-FGA	3-Ptr	FT-FTA	Rebounds			PF	TP	A	TO	Blk	Stl	Min	
					FG-FGA	FG-FGA	FT-FTA								Off
03	Georges-Hunt, Marcus	f	3-9	0-3	1-2	2	4	6	3	7	1	2	0	1	31
04	Carter Jr., Robert	f	3-7	1-3	0-0	1	3	4	4	7	3	0	0	0	24
05	Miller, Daniel	c	2-7	0-0	2-2	1	6	7	2	6	0	2	1	1	25
00	Udofia, Mfon	g	2-7	2-4	4-5	2	1	3	1	10	1	2	0	0	29
23	Reed, Brandon	g	0-4	0-3	0-0	0	1	1	1	0	0	0	0	0	17
01	Royal, Julian	g	0-0	0-0	0-0	0	1	1	0	0	0	1	0	0	7
02	Jordan, Pierre	g	0-0	0-0	0-0	0	1	1	1	0	1	1	1	0	9
11	Bolden, Chris	g	2-7	1-2	1-2	0	0	0	0	6	1	1	0	2	17
12	Poole Jr., Stacey	g	0-0	0-0	0-0	0	1	1	0	0	2	1	0	0	4
14	Morris, Jason	g	0-3	0-2	0-0	0	1	1	0	0	1	0	0	0	9
24	Holsey, Kammeon	g	4-7	0-0	2-4	0	1	1	1	10	2	2	0	0	24
45	Poole, Solomon	g	1-1	1-1	0-0	0	0	0	3	1	0	0	1	4	
	Team					0	3	3							
	Totals		17-52	5-18	10-15	7	22	29	13	49	13	12	2	5	200

FG % 1st Half: 8-23 34.8% 2nd half: 9-29 31.0% Game: 17-52 32.7% Deadball Rebounds 3.1
 3FG % 1st Half: 3-9 33.3% 2nd half: 2-9 22.2% Game: 5-18 27.8%
 FT % 1st Half: 4-6 66.7% 2nd half: 6-9 66.7% Game: 10-15 66.7%

Officials: Roger Ayers, Mike Eades, Doug Shows
 Technical fouls: Miami-None. Georgia Tech-None.
 Attendance: 7614

Score by periods	1st	2nd	Total
Miami	33	29	62
Georgia Tech	23	26	49

	Points	In Paint	Off T/O	2nd Chance	Fast Break	Bench
UM	28	12	8	11	26	6
GT	16	10	8	7	19	7

Last FG - UM 2nd-04:40, GT 2nd-01:32. Largest lead - UM by 23 2nd-08:07, GT by 3 1st-16:05. Score tied - 4 times. Lead changed - 4 times.

Official Basketball Box Score -- Game Totals -- Final Statistics
Georgia Tech vs NC State
 1/9/13 8 p.m. at PNC Arena, Raleigh, N.C.

Georgia Tech 70 • 10-4, 0-2 ACC

##	Player	FG-FGA	3-Ptr	FT-FTA	Rebounds			PF	TP	A	TO	Blk	Stl	Min	
					FG-FGA	FG-FGA	FT-FTA								Off
00	Udofia, Mfon	*	3-11	2-8	5-6	1	2	3	4	13	2	1	0	2	31
03	Georges-Hunt, Marcus	*	2-10	0-1	4-4	1	1	2	1	8	1	0	0	0	34
04	Carter Jr., Robert	*	5-11	1-3	1-1	4	3	7	5	12	0	2	0	0	31
05	Miller, Daniel	*	7-11	0-0	1-3	3	7	10	0	15	3	0	2	0	34
23	Reed, Brandon	*	3-9	0-1	0-0	0	1	1	3	6	0	0	0	0	18
01	Royal, Julian	*	0-0	0-0	0-0	0	1	1	0	0	0	0	0	0	3
02	Jordan, Pierre	*	0-1	0-1	0-0	0	0	0	0	0	0	0	0	0	1
11	Bolden, Chris	*	3-9	1-3	0-0	1	2	3	2	7	0	1	0	1	23
12	Poole Jr., Stacey	*	0-1	0-0	0-0	0	1	1	0	1	0	0	0	0	5
24	Holsey, Kammeon	*	3-8	0-0	1-2	2	2	4	3	7	0	2	0	0	11
45	Poole, Solomon	*	1-2	0-1	0-0	0	1	1	2	1	0	0	0	1	6
	Team					2	2	4							
	Totals		27-73	4-18	12-16	14	23	37	20	70	8	7	2	5	200

FG % 1st Half: 16-37 43.2% 2nd half: 11-36 30.6% Game: 27-73 37.0% Deadball Rebounds 2
 3FG % 1st Half: 3-9 33.3% 2nd half: 1-9 11.1% Game: 4-18 22.2%
 FT % 1st Half: 3-4 75.0% 2nd half: 9-12 75.0% Game: 12-16 75.0%

NC State 83 • 13-2, 2-0 ACC

##	Player	FG-FGA	3-Ptr	FT-FTA	Rebounds			PF	TP	A	TO	Blk	Stl	Min	
					FG-FGA	FG-FGA	FT-FTA								Off
00	Purvis, Rodney	*	4-8	1-3	4-8	1	4	5	0	13	1	0	0	0	29
01	Howell, Richard	*	3-8	0-0	0-0	3	9	12	4	6	2	0	2	1	35
02	Brown, Lorenzo	*	7-11	2-4	5-8	0	5	5	2	21	10	5	3	1	37
05	Leslie, C.J.	*	9-16	0-0	1-2	2	5	7	4	19	1	4	3	0	29
15	Wood, Scott	*	5-11	4-9	6-7	0	2	2	2	20	2	1	0	1	38
10	Cannon, Chase	*	0-0	0-0	0-0	0	0	0	0	0	0	0	0	0	1
12	Lewis, Tyler	*	0-0	0-0	4-4	0	1	1	4	0	0	0	0	0	5
20	Lewis, Jay	*	0-0	0-0	0-0	0	0	0	0	0	0	0	0	0	1
24	Warren, T.J.	*	0-1	0-0	0-0	2	4	6	2	0	0	1	0	1	24
34	Robinson, Jevoni	*	0-0	0-0	0-0	0	0	0	1	0	0	1	0	0	1
	Team					1	4	5							
	Totals		28-55	7-16	20-29	9	34	43	16	83	16	13	8	4	200

FG % 1st Half: 14-30 46.7% 2nd half: 14-25 56.0% Game: 28-55 50.9% Deadball Rebounds 4
 3FG % 1st Half: 3-8 37.5% 2nd half: 4-8 50.0% Game: 7-16 43.8%
 FT % 1st Half: 6-10 60.0% 2nd half: 14-19 73.7% Game: 20-29 69.0%

Officials: James Luckie, Ray Natili, Sean Hull
 Technical fouls: Georgia Tech-None. NC State-None.
 Attendance: 18118
 Fouled out of: Ga. Tech: #4 Carter, R. at 1:17 in 2nd half

Score by periods	1st	2nd	Total
Georgia Tech	38	32	70
NC State	37	46	83

	Points	In Paint	T/O	2nd Chance	Fast Break	Bench
GT	38	14	17	12	16	4
ST	38	12	11	18	4	4

Last FG - GT 2nd-00:05, ST 2nd-00:34. Largest lead - GT by 7 1st-13:24, ST by 17 2nd-00:23. Score tied - 11 times. Lead changed - 14 times.

Official Basketball Box Score -- Game Totals -- Final Statistics
Virginia Tech vs Georgia Tech
 1/12/13 2:30 p.m. at McCamish Pavilion, Atlanta, Ga.

Virginia Tech 70 • 10-6, 1-2 ACC

##	Player	FG-FGA	3-Ptr	FT-FTA	Rebounds			PF	TP	A	TO	Blk	Stl	Min	
					FG-FGA	FG-FGA	FT-FTA								Off
02	Zegeren,Joey van	f	2-4	0-0	0-0	1	0	1	1	4	0	0	1	0	15
31	Eddie,Jarell	f	3-9	1-5	2-2	0	7	7	2	9	1	2	1	0	30
42	Barksdale,CJ	f	4-5	0-0	3-5	2	8	10	4	11	0	1	1	0	33
10	Rankin,Marquis	g	0-1	0-0	0-0	1	2	3	3	0	2	1	0	2	24
11	Green,Erick	g	9-16	2-7	8-11	0	5	5	0	28	1	4	0	2	42
01	Brown,Robert	g	2-11	0-2	6-6	1	2	3	2	10	3	2	0	0	32
04	Raines,Cadarian	g	4-8	0-0	0-0	3	3	6	3	8	2	1	1	0	30
22	Beyer,Christlan	g	0-2	0-0	0-0	0	2	2	1	0	0	1	0	0	13
25	Johnston,Will	g	0-2	0-2	0-0	0	1	1	0	0	0	0	0	0	6
	Team					3	2	5							
	Totals		24-58	3-16	19-24	11	32	43	16	70	9	12	4	4	225

FG % 1st Half: 7-26 26.9% 2nd half: 12-26 46.2% OT: 5-6 83.3% Game: 24-58 41.4% Deadball Rebounds 4
 3FG % 1st Half: 0-7 0.0% 2nd half: 2-7 28.6% OT: 1-2 50.0% Game: 3-16 18.8%
 FT % 1st Half: 8-10 80.0% 2nd half: 7-10 70.0% OT: 4-4 100.0% Game: 19-24 79.2%

Georgia Tech 65 • 10-5, 0-3 ACC

##	Player	FG-FGA	3-Ptr	FT-FTA	Rebounds			PF	TP	A	TO	Blk	Stl	Min	
					FG-FGA	FG-FGA	FT-FTA								Off
03	Georges-Hunt, Marcus	f	5-11	0-3	1-3	2	1	3	5	11	0	2	0	1	20
04	Carter Jr., Robert	f	2-12	2-3	6-8	2	3	5	0	12	0	0	2	1	33
05	Miller, Daniel	c	2-6	0-1	2-4	3	8	11	1	6	1	2	4	1	36
00	Udofia, Mfon	g													

Official Basketball Box Score -- Game Totals -- Final Statistics
Georgia Tech vs North Carolina
1/23/13 9:00 PM at Smith Center, Chapel Hill

Georgia Tech 63 • 10-7, 0-5 ACC

##	Player	Total			3-Ptr			Rebounds			PF	TP	A	TO	Blk	Stl	Min
		FG	FGA	FT	FTA	Off	Def	Tot									
03	Georges-Hunt, Marcus	f	3-10	0-1	0-0	2	8	10	2	6	1	2	0	2	30		
04	Carter Jr., Robert	f	3-10	1-2	2-2	5	7	12	3	9	0	4	0	1	30		
05	Miller, Daniel	c	4-7	0-0	0-0	1	4	5	3	8	2	3	2	2	28		
00	Udofia, Mfon	g	1-9	0-3	1-2	1	6	7	0	3	1	1	0	0	25		
11	Bolden, Chris	g	5-14	0-3	0-0	0	2	2	4	10	0	2	0	3	33		
01	Royal, Julian	f	1-1	1-1	0-0	0	1	1	0	3	0	0	0	0	1		
12	Poole Jr., Stacey	f	0-2	0-0	0-0	1	0	1	0	0	0	1	0	0	5		
23	Reed, Brandon	f	1-3	1-2	0-0	0	0	0	1	3	1	1	0	0	7		
24	Holsey, Kammeon	f	8-13	0-0	2-2	6	3	9	5	18	0	2	1	0	21		
32	Doyle, Brooks	f	0-0	0-0	0-0	0	0	0	0	0	0	0	0	0	1		
45	Poole, Solomon	f	1-6	1-3	0-0	0	1	1	5	3	3	3	0	0	19		
	Team					1	1	2									
	Totals		27-75	4-15	5-6	17	33	50	23	63	8	19	3	8	200		

FG % 1st Half: 13-39 33.3% 2nd half: 14-36 38.9% Game: 27-75 36.0% Deadball Rebounds 0
 3FG % 1st Half: 2-7 28.6% 2nd half: 2-8 25.0% Game: 4-15 26.7%
 FT % 1st Half: 4-4 100.0 2nd half: 1-2 50.0% Game: 5-6 83.3%

North Carolina 79 • 13-5, 3-2 ACC

##	Player	Total			3-Ptr			Rebounds			PF	TP	A	TO	Blk	Stl	Min
		FG	FGA	FT	FTA	Off	Def	Tot									
14	Hubert, Desmond	f	0-3	0-0	0-1	1	5	6	0	0	0	0	5	1	22		
35	Bullock, Reggie	f	7-12	2-7	1-1	3	3	6	0	17	0	1	1	1	31		
43	McAdoo, James M.	f	5-13	0-1	4-10	4	5	9	3	14	1	1	1	1	26		
01	Strickland, Dexter	g	2-5	0-0	2-4	0	4	4	0	6	6	2	0	3	24		
05	Paige, Marcus	g	1-6	1-2	0-0	0	4	4	0	3	6	3	0	1	27		
00	James, Joel	f	2-3	0-0	0-0	1	0	1	0	4	1	0	2	1	10		
03	Moody, Wade	f	1-1	0-0	0-0	0	0	0	0	2	0	0	0	0	1		
11	Johnson, Brice	f	1-5	0-0	2-2	0	5	5	0	4	2	0	1	0	13		
15	Hairston, P.J.	f	5-11	3-6	2-2	0	2	2	3	15	1	2	0	0	17		
21	Simmons, Jackson	f	2-2	0-0	2-2	1	0	1	0	6	0	0	0	0	8		
22	Tanner, Frank	f	0-0	0-0	0-0	0	0	0	0	0	0	1	0	0	1		
25	Tokoto, J.P.	f	4-9	0-1	0-0	2	2	4	2	8	2	4	0	1	18		
30	Manor, James	f	0-0	0-0	0-0	0	0	0	0	0	0	0	0	0	1		
34	Robinson, Denzel	f	0-0	0-0	0-0	0	0	0	0	0	0	0	0	0	1		
	Team					1	2	3									
	Totals		30-70	6-17	13-22	13	32	45	8	79	19	14	10	9	200		

FG % 1st Half: 16-38 42.1% 2nd half: 14-32 43.8% Game: 30-70 42.9% Deadball Rebounds 3
 3FG % 1st Half: 4-11 36.4% 2nd half: 2-6 33.3% Game: 6-17 35.3%
 FT % 1st Half: 4-6 66.7% 2nd half: 9-16 56.3% Game: 13-22 59.1%

Officials: Doug Simmons, Gary Maxwell, Tim Kelly
 Technical fouls: Georgia Tech-None. North Carolina-None.
 Attendance: 19124

Score by periods			
	1st	2nd	Total
Georgia Tech	32	31	63
North Carolina	40	39	79

Last FG - GT 2nd-00:01, NC 2nd-00:20.
 Largest lead - GT None, NC by 19 2nd-04:05.

Score tied - 0 times.
 Lead changed - 0 times.

Official Basketball Box Score -- Game Totals -- Final Statistics
Georgia Tech vs Clemson
1/29/13 7:00 PM at Clemson, SC (Littlejohn Coliseum)

Georgia Tech 60 • 11-8, 1-6 ACC

##	Player	Total			3-Ptr			Rebounds			PF	TP	A	TO	Blk	Stl	Min
		FG	FGA	FT	FTA	Off	Def	Tot									
04	Carter Jr., Robert	f	1-4	1-3	0-2	0	3	3	2	3	0	0	1	1	23		
05	Miller, Daniel	c	8-12	0-0	0-0	2	2	4	3	16	1	1	0	0	29		
00	Udofia, Mfon	g	1-4	0-2	5-6	1	7	8	2	7	1	4	0	3	27		
03	Georges-Hunt, Marcus	g	5-9	1-2	0-0	2	5	7	0	11	3	0	0	0	34		
11	Bolden, Chris	g	3-8	2-5	0-0	1	1	2	3	8	1	3	0	1	31		
01	Royal, Julian	f	0-2	0-1	0-0	0	1	1	0	0	0	0	0	0	2		
12	Poole Jr., Stacey	f	0-2	0-1	0-0	1	0	1	0	1	0	1	0	1	6		
23	Reed, Brandon	f	0-4	0-1	1-2	1	2	3	0	1	1	0	0	2	11		
24	Holsey, Kammeon	f	5-9	0-0	4-7	2	2	4	2	14	1	5	0	1	25		
45	Poole, Solomon	f	0-0	0-0	0-0	0	0	0	1	0	2	3	0	0	12		
	Team					3	0	3									
	Totals		23-54	4-15	10-17	12	23	35	14	60	11	17	0	9	200		

FG % 1st Half: 13-25 52.0% 2nd half: 10-29 34.5% Game: 23-54 42.6% Deadball Rebounds 4
 3FG % 1st Half: 3-9 33.3% 2nd half: 1-6 16.7% Game: 4-15 26.7%
 FT % 1st Half: 1-2 50.0% 2nd half: 9-15 60.0% Game: 10-17 58.8%

Clemson 63 • 12-8, 4-4 ACC

##	Player	Total			3-Ptr			Rebounds			PF	TP	A	TO	Blk	Stl	Min
		FG	FGA	FT	FTA	Off	Def	Tot									
24	Jennings, Milton	f	4-12	1-5	0-1	1	8	9	5	9	1	4	1	1	28		
32	McDaniels, K.J.	f	5-11	1-5	4-6	4	1	5	0	15	0	0	1	2	33		
31	Booker, Devin	c	3-10	0-0	2-2	2	4	6	2	8	4	0	1	1	33		
12	Hall, Rod	g	2-2	0-0	0-0	0	2	2	2	4	4	2	0	2	35		
21	Harrison, Damarcus	g	3-6	2-4	0-1	0	2	2	1	8	3	3	0	4	34		
03	Filer, Adonis	f	3-6	0-0	0-0	1	2	3	1	6	0	3	0	1	12		
20	Roper, Jordan	f	2-3	0-1	0-0	0	0	0	0	4	0	2	0	1	6		
22	Sullivan, Bernard	f	3-5	1-1	0-2	1	2	3	1	7	0	1	0	0	9		
33	Smith, Josh	f	0-0	0-0	0-0	0	1	1	0	0	0	0	0	0	3		
35	Nnoko, Landry	f	1-2	0-0	0-0	2	0	2	0	2	0	0	0	0	7		
	Team					1	0	1									
	Totals		26-57	5-16	6-12	12	22	34	13	63	12	15	3	12	200		

FG % 1st Half: 16-35 45.7% 2nd half: 10-22 45.5% Game: 26-57 45.6% Deadball Rebounds 2
 3FG % 1st Half: 4-11 36.4% 2nd half: 1-5 20.0% Game: 5-16 31.3%
 FT % 1st Half: 0-1 0.0% 2nd half: 6-11 54.5% Game: 6-12 50.0%

Officials: Les Jones, Roger Ayers, Mike Eades
 Technical fouls: Georgia Tech-None. Clemson-None.
 Attendance: 7059

Score by periods			
	1st	2nd	Total
Georgia Tech	30	30	60
Clemson	36	27	63

Last FG - GT 2nd-00:25, CU 2nd-03:56.
 Largest lead - GT by 10 1st-12:38, CU by 11 2nd-16:55.

Score tied - 0 times.
 Lead changed - 1 time.

Official Basketball Box Score -- Game Totals -- Final Statistics
Wake Forest vs Georgia Tech
1/26/13 3 p.m. at McCamish Pavilion, Atlanta, Ga.

Wake Forest 62 • 10-9, 3-4 ACC

##	Player	Total			3-Ptr			Rebounds			PF	TP	A	TO	Blk	Stl	Min
		FG	FGA	FT	FTA	Off	Def	Tot									
02	Thomas, Devin	f	3-10	0-0	2-4	6	7	13	2	8	0	7	5	1	32		
30	McKie, Travis	f	4-8	1-2	1-1	1	4	5	3	10	0	2	1	1	32		
05	Adala Moto, Arnaud	f	3-5	0-0	0-2	1	1	2	0	6	0	1	0	0	14		
00	Miller-McIntyre, Codi	g	3-10	0-1	3-6	2	2	4	0	9	3	1	0	0	35		
11	Harris, C.J.	g	5-11	2-6	6-8	2	5	7	1	18	3	2	0	1	33		
01	Jones, Madison	f	0-2	0-0	0-0	0	0	0	0	3	0	1	0	2	11		
10	Fischer, Chase	f	1-3	0-1	3-5	0	0	0	0	5	1	0	0	0	13		
31	Washington, Andre	f	0-0	0-0	3-4	0	0	0	0	1	3	0	1	0	4		
33	Rountree, Aaron	f	0-1	0-0	0-0	0	2	2	4	0	1	1	0	1	8		
34	Cavanaugh, Tyler	f	1-7	0-2	1-2	2	1	3	2	3	2	0	1	0	18		
	Team					2	0	2									
	Totals		20-57	3-12	19-32	16	20	36	18	62	10	16	7	6	200		

FG % 1st Half: 9-26 34.6% 2nd half: 11-31 35.5% Game: 20-57 35.1% Deadball Rebounds 8
 3FG % 1st Half: 3-9 33.3% 2nd half: 0-3 0.0% Game: 3-12 25.0%
 FT % 1st Half: 8-12 66.7% 2nd half: 11-20 55.0% Game: 19-32 59.4%

Georgia Tech 82 • 11-7, 1-5 ACC

##	Player	Total			3-Ptr			Rebounds			PF	TP	A	TO	Blk	Stl	Min
		FG	FGA	FT	FTA	Off	Def	Tot									
03	Georges-Hunt, Marcus	f	4-6	2-4	2-2	2	4	6	4	12	1	1	0	1	23		
04	Carter Jr., Robert	f	9-10	2-3	0-0	3	3	6	3	20	1	3	1	0	25		
05	Miller, Daniel	c	3-5	0-0	2-2	0	5	5	2	8	5	1	1	0	28		
00	Udofia, Mfon	g	2-5	2-5	3-4	0	1	1	2	9	3	2	0	0	34		
11	Bolden, Chris	g	3-8	2-3	1-2	0	1	1	4	9	3	1	0	4	18		
01	Royal, Julian	f	0-0	0-0	0-0	1	0	1	0	0	1	0	0	0	1		
02	Jordan, Pierre	f	0-0	0-0	0-0	0	0	0	0	0	0	0	0	0	0+		
12	Poole Jr., Stacey	f	3-6	0-2	0-0	0	2	2	2	6	1	1	1	0	14		
23	Reed, Brandon	f	3-7	2-3	0-0	2	4	6	2	8	1	4	1	2	19		
24	Holsey, Kammeon	f	4-10	0-0	0-1	1	4	5	1	8	4	2	2	2	25		
31	Peek, Aaron	f	0-0	0-0	0-0	0	0	0	0	1	0	0	1	0	1		
32	Doyle, Brooks	f	0-0	0-0	0-0	0	0	0	0	0	0	0	0	0	1		
45	Poole, Solomon	f	1-2	0-0	0-2	0	1	1									

Official Basketball Box Score -- Game Totals -- Final Statistics
Florida State vs Georgia Tech
2/5/13 9 p.m. at McCamish Pavilion, Atlanta, Ga.

Florida State 56 • 13-9, 5-4 ACC

##	Player	Total		3-Ptr		Rebounds			PF	TP	A	TO	Blk	Stl	Min
		FG-FGA	FG-FGA	FT-FTA	Off	Def	Tot								
10	White, Okaro	f	1-7	0-4	1-2	1	9	10	3	3	1	2	0	0	29
11	Turpin, Kiel	c	4-6	0-0	2-3	1	4	5	4	10	0	1	3	2	29
05	Brandon, Montay	g	0-2	0-0	1-2	0	1	1	1	1	5	4	0	0	18
21	Snaer, Michael	g	4-9	3-5	4-4	1	3	4	3	15	4	1	0	2	30
31	Whisnant, Terry	g	1-3	0-2	0-0	1	1	2	1	2	2	0	0	2	15
01	Bookert, Devon	f	1-2	1-1	0-0	0	0	0	0	3	3	2	0	0	22
14	Gilchrist, Robert	f	1-1	0-0	1-2	0	2	2	0	3	0	3	0	0	10
15	Bojanovsky, Boris	f	4-4	0-0	2-2	0	3	3	2	10	0	0	2	0	12
25	Thomas, Aaron	f	3-3	0-0	0-2	0	1	1	0	6	0	1	0	0	20
30	Miller, Ian	f	1-3	1-3	0-0	0	1	1	1	3	3	2	0	0	15
	Team														
	Totals		20-40	5-15	11-17	4	26	30	15	56	18	16	5	6	200

FG % 1st Half:	10-22	45.5%	2nd half:	10-18	55.6%	Game:	5-15	50.0%	Deadball Rebounds:	4
3FG % 1st Half:	3-8	37.5%	2nd half:	2-7	28.6%	Game:	5-15	33.3%		
FT % 1st Half:	3-6	50.0%	2nd half:	8-11	72.7%	Game:	11-17	64.7%		

Georgia Tech 54 • 12-9, 2-7 ACC

##	Player	Total		3-Ptr		Rebounds			PF	TP	A	TO	Blk	Stl	Min
		FG-FGA	FG-FGA	FT-FTA	Off	Def	Tot								
03	Georges-Hunt, Marcus	f	3-9	1-3	1-5	0	3	3	2	8	1	3	0	1	31
04	Carter Jr., Robert	f	2-9	0-0	0-0	0	3	3	3	4	0	2	0	2	32
05	Miller, Daniel	c	3-4	0-0	3-4	3	2	5	1	9	4	1	1	3	32
00	Udofia, Mfon	g	2-8	2-6	0-0	0	4	4	2	6	4	1	0	1	27
11	Bolden, Chris	g	2-7	0-3	2-2	1	4	5	1	6	3	1	0	2	28
02	Jordan, Pierre	f	1-2	0-0	0-0	0	0	0	1	2	1	0	0	1	7
12	Poole Jr., Stacey	f	0-1	0-0	1-2	0	1	1	0	1	0	0	0	0	4
23	Reed, Brandon	f	3-5	3-4	0-0	0	0	0	0	9	1	1	0	0	18
24	Holsey, Kammeon	f	2-4	0-0	2-2	1	0	1	4	6	0	2	0	1	16
45	Poole, Solomon	f	1-1	1-1	0-0	0	0	0	1	3	0	0	0	0	5
	Team														
	Totals		19-50	7-17	9-15	7	17	24	15	54	14	11	1	11	200

FG % 1st Half:	10-25	40.0%	2nd half:	9-25	36.0%	Game:	19-50	38.0%	Deadball Rebounds:	4.1
3FG % 1st Half:	4-9	44.4%	2nd half:	3-8	37.5%	Game:	7-17	41.2%		
FT % 1st Half:	3-4	75.0%	2nd half:	6-11	54.5%	Game:	9-15	60.0%		

Officials: Tim Nestor, Michael Stephens, Ted Valentine
Technical fouls: Florida State-None. Georgia Tech-None.
Attendance: 7012

Score by periods	1st	2nd	Total
Florida State	26	30	56
Georgia Tech	27	27	54

Last FG - FS 2nd-00:01, GT 2nd-01:02.
Largest lead - FS by 13 1st-13:56, GT by 5 2nd-19:11.
Score tied - 5 times.
Lead changed - 6 times.

Official Basketball Box Score -- Game Totals -- Final Statistics
Clemson vs Georgia Tech
2/14/13 7 p.m. at McCamish Pavilion, Atlanta, Ga.

Clemson 56 • 13-11, 5-7 ACC

##	Player	Total		3-Ptr		Rebounds			PF	TP	A	TO	Blk	Stl	Min
		FG-FGA	FG-FGA	FT-FTA	Off	Def	Tot								
24	Jennings, Milton	f	4-7	3-4	1-2	0	6	6	3	12	2	1	1	0	30
31	Booker, Devin	c	6-11	0-0	1-1	3	5	8	2	13	2	2	3	2	39
12	Hall, Rod	g	4-10	0-1	1-6	1	2	3	2	9	2	0	0	2	29
20	Roper, Jordan	g	2-5	2-3	0-0	1	1	2	0	6	2	1	0	0	31
21	Harrison, Damarcus	g	1-4	0-2	0-0	0	2	2	3	2	1	0	0	0	17
03	Filer, Adonis	f	0-2	0-0	0-0	0	3	3	2	0	1	1	0	0	11
22	Sullivan, Bernard	f	0-0	0-0	0-0	0	2	2	0	0	0	0	2	0	8
32	McDaniels, K.J.	f	4-11	0-2	6-8	1	0	1	4	14	0	2	3	1	32
35	Nnok, Landry	g	0-0	0-0	0-0	0	0	0	1	0	0	0	0	0	3
	Team														
	Totals		21-50	5-12	9-17	7	23	30	17	56	10	7	9	5	200

FG % 1st Half:	8-29	27.6%	2nd half:	13-21	61.9%	Game:	21-50	42.0%	Deadball Rebounds:	2.2
3FG % 1st Half:	2-6	33.3%	2nd half:	3-6	50.0%	Game:	5-12	41.7%		
FT % 1st Half:	2-4	66.7%	2nd half:	7-14	50.0%	Game:	9-17	52.9%		

Georgia Tech 53 • 13-10, 3-8 ACC

##	Player	Total		3-Ptr		Rebounds			PF	TP	A	TO	Blk	Stl	Min
		FG-FGA	FG-FGA	FT-FTA	Off	Def	Tot								
03	Georges-Hunt, Marcus	f	4-7	0-0	3-4	4	1	5	4	11	1	0	0	0	34
04	Carter Jr., Robert	f	5-10	0-0	0-1	3	8	11	2	10	1	1	1	1	30
05	Miller, Daniel	c	1-1	0-0	0-0	0	6	6	3	2	2	1	2	2	30
00	Udofia, Mfon	g	2-9	0-3	2-2	0	0	0	4	6	4	3	0	0	29
11	Bolden, Chris	g	2-8	2-4	3-4	1	2	3	0	9	0	2	1	0	33
02	Jordan, Pierre	f	0-1	0-1	0-0	0	0	0	0	0	0	0	0	0	2
12	Poole Jr., Stacey	f	0-1	0-0	0-0	0	1	1	0	0	0	0	0	0	3
23	Reed, Brandon	f	1-7	1-4	0-0	0	2	2	0	3	0	0	0	0	9
24	Holsey, Kammeon	f	3-8	0-0	3-4	3	5	8	1	9	0	0	0	0	21
45	Poole, Solomon	f	1-3	0-1	1-2	0	1	1	0	3	1	3	0	0	9
	Team														
	Totals		19-55	3-13	12-17	14	28	42	14	53	9	10	4	3	200

FG % 1st Half:	5-29	17.2%	2nd half:	14-26	53.8%	Game:	19-55	34.5%	Deadball Rebounds:	2
3FG % 1st Half:	1-7	14.3%	2nd half:	2-6	33.3%	Game:	3-13	23.1%		
FT % 1st Half:	4-6	66.7%	2nd half:	8-11	72.7%	Game:	12-17	70.6%		

Officials: Ray Natili, Bernard Clinton, Joe Lindsay
Technical fouls: Clemson-None. Georgia Tech-None.
Attendance: 6862

Score by periods	1st	2nd	Total
Clemson	20	36	56
Georgia Tech	15	38	53

Last FG - CU 2nd-01:02, GT 2nd-01:37.
Largest lead - CU by 12 2nd-07:54, GT None.
Score tied - 1 time.
Lead changed - 0 times.

Official Basketball Box Score -- Game Totals -- Final Statistics
Georgia Tech vs Virginia Tech
2/9/13 1:00 PM at Cassell Coliseum, Blacksburg, Va.

Georgia Tech 64 • 13-9, 3-7

##	Player	Total		3-Ptr		Rebounds			PF	TP	A	TO	Blk	Stl	Min
		FG-FGA	FG-FGA	FT-FTA	Off	Def	Tot								
03	Georges-Hunt, Marcus	f	5-11	1-2	2-2	1	8	9	1	13	0	2	1	0	29
04	Carter Jr., Robert	f	2-7	1-3	2-3	3	6	9	4	7	0	2	1	0	24
05	Miller, Daniel	c	3-9	0-0	1-2	1	6	7	1	7	2	1	2	0	32
00	Udofia, Mfon	g	1-9	1-4	4-7	1	3	4	4	7	0	0	0	0	23
11	Bolden, Chris	g	2-6	1-3	0-0	0	3	3	1	5	4	1	1	0	28
23	Reed, Brandon	f	3-6	1-2	2-4	0	4	4	2	9	4	1	0	1	23
24	Holsey, Kammeon	f	6-8	0-0	1-4	2	7	9	1	13	1	1	1	0	24
45	Poole, Solomon	f	1-3	1-3	0-0	0	1	1	4	3	2	2	0	0	17
	Team														
	Totals		23-59	6-17	12-22	10	39	49	18	64	13	11	6	2	200

FG % 1st Half:	14-29	48.3%	2nd half:	9-30	30.0%	Game:	23-59	39.0%	Deadball Rebounds:	6
3FG % 1st Half:	4-10	40.0%	2nd half:	2-7	28.6%	Game:	6-17	35.3%		
FT % 1st Half:	5-7	71.4%	2nd half:	7-15	46.7%	Game:	12-22	54.5%		

Virginia Tech 54 • 11-12, 2-8

##	Player	Total		3-Ptr		Rebounds			PF	TP	A	TO	Blk	Stl	Min
		FG-FGA	FG-FGA	FT-FTA	Off	Def	Tot								
04	Raines, Cadarian	f	3-11	0-0	0-2	3	6	9	3	6	1	0	1	0	31
03	Eddie, Jarell	f	0-6	0-4	0-0	1	2	3	3	0	1	0	3	0	12
42	Barksdale, CJ	f	0-2	0-0	1-2	1	3	4	3	1	0	0	0	0	24
01	Brown, Robert	g	4-16	2-5	0-1	0	3	3	0	10	2	4	0	0	39
11	Green, Erick	g	9-20	2-5	8-9	0	5	5	0	28	3	2	2	1	35
02	Zegeren, Joey van	f	0-0												

Official Basketball Box Score -- Game Totals -- Final Statistics
North Carolina vs Georgia Tech
 2/19/13 9 p.m. at McCamish Pavilion, Atlanta, Ga.

North Carolina 70 • 18-8, 8-5 ACC

#	Player	FG	F-GA	3-Ptr	FT	FT-A	Rebounds			PF	TP	A	TO	Blk	Stl	Min
							Off	Def	Tot							
35	Bullock, Reggie	f	4-9	1-4	0-0	0	7	7	2	9	0	0	1	2	30	
43	McAdoo, James M.	f	9-19	0-0	4-6	4	7	11	1	22	2	2	0	4	35	
01	Strickland, Dexter	g	2-9	0-0	0-0	2	4	6	1	4	7	0	0	1	30	
05	Paige, Marcus	g	0-4	0-3	8-8	0	1	1	0	8	5	2	0	4	30	
15	Halston, P.J.	g	4-15	1-7	1-1	4	1	5	2	10	2	0	0	3	31	
02	McDonald, Leslie	g	5-8	4-6	1-2	0	2	2	0	15	2	2	1	0	17	
11	Johnson, Brice	g	1-2	0-0	0-0	0	2	2	2	2	1	0	0	0	7	
14	Hubert, Desmond	g	0-0	0-0	0-0	0	0	0	1	0	1	0	0	0	4	
21	Simmons, Jackson	g	0-0	0-0	0-0	0	1	1	1	0	0	0	0	0	7	
25	Tokoto, J.P.	g	0-0	0-0	0-0	0	1	1	2	0	0	0	0	0	9	
	Team					1	1	2			2					
Totals			25-66	6-20	14-17	11	27	38	12	70	19	9	2	14	200	

FG % 1st Half: 14-37 37.8% 2nd half: 11-29 37.9% Game: 25-66 37.9% Deadball Rebounds 2
 3FG % 1st Half: 2-7 28.6% 2nd half: 3-8 37.5% Game: 6-20 30.0%
 FT % 1st Half: 5-6 83.3% 2nd half: 9-11 81.8% Game: 14-17 82.4%

Georgia Tech 58 • 14-11, 4-9 ACC

#	Player	FG	F-GA	3-Ptr	FT	FT-A	Rebounds			PF	TP	A	TO	Blk	Stl	Min
							Off	Def	Tot							
03	Georges-Hunt, Marcus	f	5-11	2-5	0-2	3	4	7	2	12	2	3	0	0	32	
04	Carter Jr., Robert	f	4-11	1-3	0-0	1	7	8	0	9	2	2	3	1	31	
05	Miller, Daniel	c	3-5	0-0	0-0	3	9	12	4	6	1	4	3	1	28	
00	Udofia, Mfon	g	2-6	2-4	0-1	0	2	2	1	6	4	3	0	2	34	
11	Bolden, Chris	g	5-10	2-4	0-2	1	3	4	3	12	1	3	0	0	29	
12	Poole Jr., Stacey	g	0-3	0-1	0-0	1	1	2	0	0	0	0	0	0	8	
23	Reed, Brandon	g	1-2	1-2	0-0	0	0	0	0	3	0	0	0	0	11	
24	Holsey, Kammeon	g	3-6	0-0	4-6	1	5	6	3	10	0	3	1	0	22	
45	Poole, Solomon	g	0-4	0-2	0-0	0	0	0	0	0	1	1	0	1	5	
	Team					2	0	2								
Totals			23-58	8-21	4-11	12	31	43	13	58	11	19	7	5	200	

FG % 1st Half: 14-32 43.8% 2nd half: 9-26 34.6% Game: 23-58 39.7% Deadball Rebounds 3
 3FG % 1st Half: 2-7 28.6% 2nd half: 6-14 42.9% Game: 6-21 28.6%
 FT % 1st Half: 0-6 0.0% 2nd half: 4-5 80.0% Game: 4-11 36.4%

Officials: Jamie Luckie, John Cahill, Roger Ayers
 Technical fouls: North Carolina-None. Georgia Tech-None.
 Attendance: 8600
 Sell Out Crowd

Score by periods	1st	2nd	Total
North Carolina	36	34	70
Georgia Tech	30	28	58

Last FG - NC 2nd-01:43, GT 2nd-00:33.
 Largest lead - NC by 22 2nd-04:50, GT by 5 1st-17:25.

Score tied - 3 times.
 Lead changed - 6 times.

Official Basketball Box Score -- Game Totals -- Final Statistics
Georgia Tech vs Virginia
 2/24/13 2 p.m. at Charlottesville, Va. (JPJA)

Georgia Tech 54 • 14-12, 4-10 ACC

#	Player	FG	F-GA	3-Ptr	FT	FT-A	Rebounds			PF	TP	A	TO	Blk	Stl	Min
							Off	Def	Tot							
04	Carter Jr., Robert	f	4-10	1-4	0-0	0	5	5	2	9	0	3	1	1	28	
05	Miller, Daniel	c	4-9	0-0	3-4	7	4	11	2	11	1	2	0	0	26	
00	Udofia, Mfon	g	5-15	1-3	1-2	0	3	3	4	4	2	1	0	1	27	
03	Georges-Hunt, Marcus	g	1-2	2-5	0-0	1	0	1	0	12	3	1	0	0	31	
11	Bolden, Chris	g	2-3	1-2	0-0	0	0	0	0	5	1	2	0	0	32	
01	Royal, Julian	g	1-2	0-0	0-0	0	1	1	0	2	0	0	0	0	4	
02	Jordan, Pierre	g	0-0	0-0	0-0	0	0	0	0	1	0	0	0	0	6	
12	Poole Jr., Stacey	g	0-1	0-0	0-0	0	0	0	0	1	0	0	1	0	7	
10	Morris, Jason	g	0-0	0-0	0-0	0	0	0	0	0	0	0	1	0	2	
23	Reed, Brandon	g	0-1	0-1	0-0	0	1	1	1	0	0	2	0	0	8	
24	Holsey, Kammeon	g	4-4	0-0	0-2	1	1	2	4	8	0	3	0	0	20	
45	Poole, Solomon	g	1-3	1-2	0-0	0	0	0	1	3	1	0	0	0	9	
	Team					1	1	2			1					
Totals			22-50	6-17	4-8	10	16	26	16	54	8	17	1	3	200	

FG % 1st Half: 13-24 54.2% 2nd half: 9-26 34.6% Game: 22-50 44.0% Deadball Rebounds 3
 3FG % 1st Half: 2-8 25.0% 2nd half: 4-9 44.4% Game: 6-17 35.3%
 FT % 1st Half: 1-4 25.0% 2nd half: 3-4 75.0% Game: 4-8 50.0%

Virginia 82 • 19-8, 9-5 ACC

#	Player	FG	F-GA	3-Ptr	FT	FT-A	Rebounds			PF	TP	A	TO	Blk	Stl	Min
							Off	Def	Tot							
23	Anderson, Justin	f	4-9	1-2	2-2	0	2	2	0	11	4	3	1	2	32	
25	Mitchell, Akil	f	8-9	0-0	2-2	3	5	8	1	18	1	0	0	1	30	
01	Evans, Jontel	g	5-7	0-0	0-0	2	1	3	1	10	8	0	0	0	28	
02	Jespersen, Paul	g	2-6	1-4	1-2	0	4	4	0	6	0	0	1	1	23	
12	Harris, Joe	g	4-10	0-5	7-8	1	2	3	1	15	1	1	0	0	31	
00	Brownman, Doug	g	0-0	0-0	0-0	0	1	1	0	0	0	0	0	0	3	
04	Barnette, Taylor	g	3-4	3-4	0-0	0	0	0	1	9	1	0	0	0	14	
05	Jones, Teven	g	2-3	0-0	0-0	0	1	1	0	4	0	0	0	0	12	
10	Tobey, Mike	g	3-7	1-1	0-0	3	1	4	2	7	0	0	0	0	15	
11	Nolte, Evan	g	1-3	0-2	0-0	0	1	1	2	2	0	1	1	0	20	
30	Rogers, Thomas	g	0-1	0-1	0-0	0	0	0	0	0	0	1	0	0	2	
	Team					1	1	2								
Totals			32-59	6-19	12-14	10	19	29	8	82	15	5	3	5	200	

FG % 1st Half: 16-30 53.3% 2nd half: 16-29 55.2% Game: 32-59 54.2% Deadball Rebounds 3
 3FG % 1st Half: 2-6 33.3% 2nd half: 4-13 30.8% Game: 6-19 31.6%
 FT % 1st Half: 7-8 87.5% 2nd half: 5-6 83.3% Game: 12-14 85.7%

Officials: Doug Sirmons (R), Sean Hull, Gary Maxwell
 Technical fouls: Georgia Tech-Udofia, Mfon. Virginia-None.
 Attendance: 12232

Score by periods	1st	2nd	Total
Georgia Tech	29	25	54
Virginia	41	41	82

Points In Off 2nd Fast Bench
 NC 34 21 9 14 17
 GT 22 12 12 8 13
 VA 46 25 10 6 22

Last FG - GT 2nd-00:36, VA 2nd-01:55.
 Largest lead - GT by 5 1st-18:57, VA by 30 2nd-01:55.

Score tied - 0 times.
 Lead changed - 1 time.

Official Basketball Box Score -- Game Totals -- Final Statistics
Maryland vs Georgia Tech
 2/27/13 8 p.m. at McCamish Pavilion, Atlanta, Ga.

Maryland 68 • 19-9,7-8

#	Player	FG	F-GA	3-Ptr	FT	FT-A	Rebounds			PF	TP	A	TO	Blk	Stl	Min
							Off	Def	Tot							
10	Layman, Jake	f	1-8	0-6	0-0	0	1	1	1	2	2	0	0	0	26	
44	Cleare, Shaquille	f	3-7	0-0	1-1	1	5	6	3	7	0	0	0	0	19	
25	Len, Alex	c	6-11	0-1	1-2	5	4	9	5	13	1	2	0	2	23	
05	Faust, Nick	g	4-5	1-2	1-2	0	3	3	2	10	2	6	0	0	23	
32	Wells, Dez	g	6-10	0-0	3-3	0	3	3	1	15	4	2	0	1	33	
00	Mitchell, Charles	g	1-2	0-0	0-1	0	2	2	4	2	1	1	1	0	17	
02	Aronhall, Logan	g	1-3	1-3	0-0	0	1	1	0	3	1	2	0	0	11	
04	Allen, Seth	g	4-10	2-6	2-3	0	1	1	2	12	2	1	0	3	25	
21	Howard, Pe'Shon	g	0-4	0-1	0-0	0	1	1	0	0	0	0	0	1	8	
35	Padgett, James	g	1-3	0-0	2-2	0	0	0	2	4	1	0	0	2	15	
	Team					5	0	5								
Totals			27-63	4-19	10-14	11	21	32	20	68	14	14	1	9	200	

FG % 1st Half: 14-33 42.4% 2nd half: 13-30 43.3% Game: 27-63 42.9% Deadball Rebounds 2,1
 3FG % 1st Half: 1-6 16.7% 2nd half: 3-13 23.1% Game: 4-19 21.1%
 FT % 1st Half: 4-5 80.0% 2nd half: 6-9 66.7% Game: 10-14 71.4%

Georgia Tech 78 • 15-12,5-10

#	Player	FG	F-GA	3-Ptr	FT	FT-A	Rebounds			PF	TP	A	TO	Blk	Stl	Min
							Off	Def	Tot							
03	Georges-Hunt, Marcus	f	2-6	2-4	2-4	1	0	1	4	8	3	2	0	0	30	
04	Carter Jr., Robert	f	7-11	1-4	4-4	1	9	10	1	19	2	1	2	0	29	
05	Miller, Daniel	c	2-4	0-0	1-2	2	7	9	2	16	3	2	3	1	33	
00	Udof															