


vs. S. CAROLINA DEC 27



SHREVEPORT, LOUISIANA



# TABLE OF CONTENTS

MEDIA INFORMATION



## TABLE OF CONTENTS

### MEDIA INFORMATION

1	Contents / 2014 Results
2	Quick Facts
3	Independence Bowl Information
3	Miami Athletic Communications
4	Miami President Donna E. Shalala
5	Miami Director of Athletics Blake James / Athletics Administration

### 2014 MIAMI HURRICANES

6-7	Roster
8	Top Offensive Players Photo Speed Chart
9	Top Defensive Players Photo Speed Chart
10-33	Player Profiles

### COACHING STAFF

34-36	Head Coach Al Golden
37-39	Assistant Coaches
40	Support Staff

### 2014 SEASON REVIEW

41	Season Notes
42-48	Season Statistics
49-60	Game Recaps

### BOWL HISTORY

61	Miami Bowl History
62-67	Bowl Game Recaps
67-69	Miami Bowl Records

## 2014 FOOTBALL RESULTS

### 6-6, 3-5 ACC Coastal (t5th)

DATE	UM	OPP	OPPONENT		SCORE	ATT
Sept. 1	RV/RV	RV/RV	• at Louisville	ESPN	L 13-31	55,428
Sept. 6	-	-	Florida A&M	ESPN3	W 41-7	48,254
Sept. 13	-	-	Arkansas State	ESPNU	W 41-20	41,519
Sept. 20	-	24/22	at Nebraska	ESPN2	L 31-41	91,585
Sept. 27	-	RV/23	• Duke	ESPN2	W 22-10	44,559
Oct. 4	-	-	• at Georgia Tech	ESPN2	L 17-28	52,221
Oct. 11	-	-	Cincinnati <i>Family Weekend</i>	RSN	W 55-34	43,953
Oct. 23	-	-	• at Virginia Tech	ESPN	W 30-6	64,007
Nov. 1	-	-	• North Carolina <i>Homecoming</i>	ACCN	W 47-20	51,702
Nov. 15	-	2/2	• Florida State	ABC	L 26-30	76,530
Nov. 22	-	-	• at Virginia	ESPN2	L 13-30	39,112
Nov. 29	-	-	• Pittsburgh	ESPN2	L 23-35	61,106

Rankings: AP / USA TODAY  
• denotes ACC game

## 2014 MIAMI BOWL GUIDE CREDITS

EDITOR	Camron Ghorbi
LAYOUT & DESIGN	Camron Ghorbi
EDITORIAL ASSISTANCE	Tom Symonds, David Villavicencio and Alex Schwartz
PHOTOGRAPHY	JC Ridley, Steven Murphy
COVER DESIGN	Leo Ramos
PRINTING	Reprografia – Coral Gables, Fla.



## QUICK FACTS

### SOCIAL MEDIA ACCOUNTS

Official Athletics	Twitter: @MiamiHurricanes Facebook: /MiamiHurricanes Instagram: MiamiHurricanes
Official Football	Twitter: @CanesFootball Facebook: /CanesFootball
Al Golden	Twitter: @GoldenAl Instagram: @Golden_Al
Blake James	Twitter: @CanesAllAccess
Sebastian the Ibis	Twitter: @UM_Sebastian

### UNIVERSITY INFORMATION

Location	Coral Gables, Fla.
Enrollment	15,629
Founded	1925
Nickname	Hurricanes
Colors	Orange (PMS 1665), Green (PMS 3435) and White
President	Donna E. Shalala
Athletics Director	Blake James
Conference / Division	Atlantic Coast Conference / Coastal
Stadium / Capacity	Sun Life Stadium / 74,916
Ticket Office Phone	1-800-GO-CANES

### COACHING STAFF

Head Coach / Special Teams	Al Golden
Record at Miami	28-21 (4th season)
Career Record	55-55 (9th season)
Assistant Head Coach / Defensive Coordinator	Mark D'Onofrio
Offensive Coordinator / Quarterbacks	James Coley
Assistant Coach / Offensive Line	Art Kehoe
Assistant Coach / Running Backs	Tim "Ice" Harris
Assistant Coach / WRs / National Recruiting Coordinator	Brennan Carroll
Assistant Coach / Tight Ends	Larry Scott
Assistant Coach / Defensive Line	Jethro Franklin
Assistant Coach / Linebackers	Hurlie Brown
Assistant Coach / Defensive Backs	Paul Williams
Graduate Assistant / Offensive Line	Cole Pemberton
Graduate Assistant / Slot Receivers	Derron Montgomery
Graduate Assistant / Defensive Line	Kareem Brown
Graduate Assistant / Defensive Backs	Mike Zuckerman

### SUPPORT STAFF

Director of Football Operations	Don Corzine
Director of Player Development	Ryan McNamee
Director of Player Personnel	Matt Dohery
Assistant Director of Player Personnel	Jorge Baez
Assistant Director of Player Personnel	Eric Josephs
Assistant Director of Football Operations - Recruiting	Lindsay Bohlen
Assistant Director of Football Operations	Kevin Beard
Quality Control Analyst - Defense	Andrew Bronsteen
Quality Control Analyst - Offense	Brandon Lumish
Head Athletic Trainer	Vinny Scavo
Assistant Athletic Trainer	Dustin West
Head Strength & Conditioning Coach	Andreu Swasey
Assistant Strength & Conditioning Coach	Cols Colas
Assistant Strength & Conditioning Coach	Victor Ishmael
Assistant Strength & Conditioning Coach	Andrew Klich
Equipment Manager	David Case
Assistant Equipment Manager	Ralph Nogueras
Assistant Equipment Manager	Chris Paraskis
Administrative Assistant to Head Coach	Monica Bustillo
Administrative Assistant	Sandi West

### ATHLETICS ADMINISTRATION

Director of Athletics	Blake James
Deputy AD / Business Operations	Tony Hernandez
Deputy AD / SWA	Jennifer Strawley
Senior Associate AD / Facilities & Event Operations	Tim Wise
Senior Associate AD / Communications & Sales	Jason Layton
Associate AD / Compliance	Craig Anderson
Associate AD / Business Operations	Josh Boone
Associate AD / Marketing & Digital Strategy	Brian Bowsher
Associate AD / Development	Jesse Marks
Associate AD / Ticket Sales & Operations	Brent Crank
Associate AD / Academic Services	David Wyman
Associate AD / Premium Seating & Corporate Development	Ben Creed
Assistant AD / Major Gifts	Chris Cohen
Assistant AD / Ticket Operations	Tom Cavanaugh
Assistant AD / Communications	Tom Symonds
Assistant AD / Events & Operations	Michael Turner
Assistant AD / Compliance - Eligibility	Dan Raben

### COMMUNICATIONS

Assistant AD / Communications (Primary Contact)	Tom Symonds
Cell	305-240-9142
Email	symonds@miami.edu
Twitter	@Tom_Symonds
Assistant Director of Communications (Secondary Contact)	Camron Ghorbi
Cell	786-877-7329
Email	c.ghorbi@miami.edu
Twitter	@CamronGhorbi
Assistant Director of Communications	David Villavicencio
Cell	786-999-3739
Email	davidv@miami.edu
Twitter	@dvillavicencio6
Assistant Director of Communications	Alex Schwartz
Cell	609-802-3674
Email	alexschwartz@miami.edu
Twitter	@AlexJSchwartz
Assistant Director of Communications	Amy Woodruff
Office	305-284-3241
Email	a.woodruff@miami.edu
Associate AD / Marketing & Digital Strategy	Brian Bowsher
Cell	786-447-9494
Email	b.bowsher@miami.edu
Twitter	@BrianBowsher
Website	<a href="http://www.HurricaneSports.com">www.HurricaneSports.com</a>
Twitter	@MiamiHurricanes
Mailing Address	5821 San Amaro Drive, Coral Gables, FL 33146



## MIAMI ATHLETICS COMMUNICATIONS



**Tom Symonds**  
Assistant AD / Communications  
symonds@miami.edu  
@Tom\_Symonds



**CAMRON GHORBI**  
Assistant Director  
c.ghorbi@miami.edu  
@CamronGhorbi



**DAVID VILLAVIENCIO**  
Assistant Director  
davidv@miami.edu  
@DVillavicencio6



**ALEX SCHWARTZ**  
Assistant Director  
alexschwartz@miami.edu  
@AlexJSchwartz



**BRIAN BOWSHER**  
Associate AD / Digital Strategy  
b.bowsher@miami.edu  
@BrianBowsher

MEDIA INFORMATION

## DUCK COMMANDER INDEPENDENCE BOWL COMMUNICATIONS / HISTORY



**Duck Commander Independence Bowl**  
401 Market Street  
Shreveport, LA 71101  
[www.independencebowl.org](http://www.independencebowl.org)

**INDEPENDENCE BOWL COMMUNICATIONS CONTACT**  
**Stefan Nolet**  
Director of Public & Media Relations  
O: 318-221-0712  
[stefan@independencebowl.org](mailto:stefan@independencebowl.org)

### INDEPENDENCE BOWL

1976 McNeese State 20, Tulsa 16  
1977 Louisiana Tech 24, Louisville 14  
1978 East Carolina 35, Louisiana Tech 13  
1979 Syracuse 31, McNeese State 7  
1980 Southern Miss 16, McNeese State 14  
1981 Texas A&M 33, Oklahoma State 16  
1982 Wisconsin 14, Kansas State 3  
1983 Air Force 9, Mississippi 3  
1984 Air Force 23, Virginia Tech 7  
1984 Minnesota 20, Clemson 13  
1986 Mississippi 20, Texas Tech 17  
1987 Washington 24, Tulane 12  
1988 Southern Miss 38, UTEP 18  
1989 Oregon 27, Tulsa 24

### POULAN INDEPENDENCE BOWL

1990 Louisiana Tech 34, Maryland 34 (tie)

### POULAN / WEED EATER INDEPENDENCE BOWL

1991 Georgia 24, Arkansas 15  
1992 Wake Forest 39, Oregon 35  
1993 Virginia Tech 45, Indiana 20  
1994 Virginia 20, TCU 10  
1995 LSU 45, Michigan State 26  
1996 Auburn 32, Army 29  
1997 LSU 27, Notre Dame 9

### SANFORD INDEPENDENCE BOWL

1998 Mississippi 35, Texas Tech 18  
1999 Mississippi 27, Oklahoma 25  
2000 Mississippi State 43, Texas A&M 41

### MAINSTAY INDEPENDENCE BOWL

2001 Alabama 14, Iowa State 13  
2002 Mississippi 27, Nebraska 23  
2003 Arkansas 27, Missouri 14

### INDEPENDENCE BOWL

2004 Iowa State 17, Miami (OH) 13  
2005 Missouri 38, South Carolina 31

### PETROSUN INDEPENDENCE BOWL

2006 Oklahoma State 34, Alabama 31  
2007 Alabama 30, Colorado 24  
2008 Louisiana Tech 17, Northern Illinois 10

### ADVOCARE V100 INDEPENDENCE BOWL

2009 Georgia 44, Texas A&M 20  
2010 Air Force 14, Georgia Tech 7  
2011 Missouri 41, North Carolina 24  
2012 Ohio 45, Louisiana-Monroe 14

### ADVOCARE V100 BOWL

2013 Arizona 42, Boston College 19

## TENTATIVE INDEPENDENCE BOWL ITINERARY

**DEC. 22**  
MONDAY

Team arrives in Shreveport  
Practice in Shreveport

**DEC. 23**  
TUESDAY

Practice in Shreveport

**DEC. 24**  
WEDNESDAY

Practice in Shreveport

**DEC. 25**  
THURSDAY

Practice in Shreveport

**DEC. 26**  
FRIDAY

Walk-Through

**DEC. 27**  
SATURDAY

Independence Bowl - 3:30 p.m.  
\*Depart immediately after game



## UNIVERSITY PRESIDENT



### DONNA E. SHALALA

**UNIVERSITY PRESIDENT**  
WESTERN COLLEGE FOR WOMEN, 1962

Donna E. Shalala became Professor of Political Science and President of the University of Miami on June 1, 2001. President Shalala has more than 30 years of experience as an accomplished scholar, teacher, and administrator.

Born in Cleveland, Ohio, President Shalala received her A.B. degree in history from Western College for Women. One of the country's first Peace Corps Volunteers, she served in Iran from 1962 to 1964. She earned her Ph.D. degree from The Maxwell School of Citizenship and Public Affairs at Syracuse University. She has held tenured professorships at Columbia University, the City University of New York (CUNY), and the University of Wisconsin - Madison. She served as President of Hunter College of the City University of New York from 1980 to 1987 and as Chancellor of the University of Wisconsin-Madison from 1987 to 1993.

She serves as a distinguished senior fellow in the Economic Studies Program and the Engelberg Center for Health Care Reform at the Brookings Institution.

During her tenure, UM has solidified its position among top U.S. research universities. Momentum: The Campaign for the University of Miami, one of the first billion-dollar capital campaigns completed in the United States, raised \$1.4 billion in private support for the university's endowment, academic and research programs and facilities.

In 1993 President Clinton appointed her U.S. Secretary of Health and Human Services (HHS) where she served for eight years, becoming the longest serving HHS Secretary in U.S. history. At the beginning of her tenure, HHS had a budget of nearly \$600 billion, which included a wide variety of programs including Social Security, Medicare, Medicaid, Child Care and Head Start, Welfare, the Public Health Service, the National Institutes of Health (NIH), the Centers for Disease Control and Prevention (CDC), and the Food and Drug Administration (FDA). At the end of her tenure as HHS Secretary, The Washington Post described her as "one of the most successful government managers of modern times."

She served in the Carter administration from 1977-80 as Assistant Secretary for Policy Development and Research at the U.S. Department of Housing and Urban Development.

In 2007, President George W. Bush handpicked Shalala to co-chair with Senator Bob Dole the Commission on Care for Returning Wounded Warriors, to evaluate how wounded service members transition from active duty to civilian society. In 2009 she was appointed chair of the Committee on the Future of Nursing at the Institute of Medicine of the National Academy of Sciences.

President Shalala has more than four dozen honorary degrees and a host of other honors, including the 1992 National Public Service Award, the 1994 Glamour magazine Woman of the Year Award; in 1992, Business Week named her one of the top five managers in higher education; in 2005, she was named one of "America's Best Leaders" by U.S. News & World Report; in 2008, President Bush presented her with the Presidential Medal of Freedom, the nation's highest civilian award; and in 2010 she

received the Nelson Mandela Award for Health and Human Rights, which recognizes individuals for outstanding dedication to improving the health and life chances of disadvantaged populations in South Africa and internationally. In 2011, she was inducted into the National Women's Hall of Fame in Seneca Falls, New York.

She has been elected to the Council on Foreign Relations; National Academy of Education; the National Academy of Public Administration; the American Academy of Arts and Sciences; the American Philosophical Society; the National Academy of Social Insurance; the American Academy of Political and Social Science; and the Institute of Medicine of the National Academy of Sciences.



### DR. MARVIN DAWKINS

**FACULTY ATHLETICS REPRESENTATIVE**  
EDWARD WATERS COLLEGE, 1970

Dr. Marvin Dawkins, a distinguished professor in the Department of Sociology at the University of Miami, is in his second year as the Faculty Athletics Representative. He was named to the post in April 2012, replacing Clyde McCoy after his 17 years of service in that role.

In his FAR post, Dawkins is responsible for ensuring the academic integrity of students participating in University athletic programs and helping to oversee institutional control of the Department of Athletics. The Faculty Athletics Representative serves as a liaison between the University and the athletic department. This individual is the University's voting delegate to the ACC and represents UM with the NCAA and ACC.

Dawkins received his doctorate from Florida State and completed his postdoctoral research fellowships at Howard University and The Johns Hopkins University. He previously served on the faculties of the University of Maryland, Old Dominion University and the University of Wisconsin-Parkside.

His research focuses on issues of race and social equity in such areas as education, career aspirations and mobility, substance abuse prevention, and sports. He has published widely in these areas, including his most recent article titled "Race and Pathways to Power in the National Football League" (with Jomills H. Braddock and Erica Smith), which appears in *American Behavioral Scientist* (2012). His research on golf includes book chapters, scholarly articles, and the book *African American Golfers During the Jim Crow Era* (Praeger 2000), coauthored with Graham C. Kinloch. Dawkins was recently appointed to the United States Golf Association Museum Committee and is currently completing a study on the media treatment of black golfers from the Jim Crow era to the present.



MEDIA INFORMATION

## DIRECTOR OF ATHLETICS



### BLAKE JAMES

**DIRECTOR OF ATHLETICS**  
MINNESOTA STATE-MANKATO, 1992

Blake James was named the University of Miami's Director of Athletics on Feb. 8, 2013.

Prior to serving as Interim AD role for just over four months (beginning in October 2012), James served as Miami's Senior Associate AD for Development and Ticket Operations. James oversaw the day-to-day operations of development, ticket sales and ticket operations. He was also a member of the Hurricanes' senior staff and provided sport supervision.

Since becoming Athletic Director, Hurricanes' athletics facilities have undergone much-needed upgrades. He oversaw the opening of the Schwartz Center for Athletic Excellence, which houses the DiMare Gallery of Champions, full-service academic area, offices, computer lab and the Dwayne "The Rock" Johnson Football Locker Room. Other upgrades include: a new FieldTurf practice field for football via the Football Victory Fund, a new \$1 million state-of-the-art center-hung scoreboard at BankUnited Center, and a new playing surface at Cobb Stadium for both the soccer and track programs.

Under James' watch, Hurricanes student-athletes have also excelled in the classroom. In the 2014 NCAA APR report, every Miami program registered an APR score of at least 960, with nine teams scoring 990 or better out of a possible 1,000 points. Additionally, Miami's 2013 Graduation Success Rate (GSR) was 92 percent, which ranked 10th overall among FBS programs, and Miami has exceeded the NCAA average GSR in each of the last nine years.

Away from the Coral Gables campus, UM student-athletes have steadily increased their role in the surrounding South Florida community. Every year, Hurricanes student-athletes register thousands of hours of community service, including trips to elementary schools, donor drives, hospital visits, and other various community outreach programs. In June 2014, James and Miami's external staff created the #RENEWED Bus, giving Miami staff and student-athletes a chance to personally thank football season-ticket holders.

James came to UM after spending seven years the University of Maine, where he first served as Senior Associate Athletic Director before serving as Director of Athletics from July 2005 to September 2010. Black Bears Athletics experienced tremendous success under his watch, including three trips to the Frozen Four for the men's ice hockey program and NCAA playoff berths for football, baseball (two), women's basketball and softball.

James is no stranger to South Florida, beginning his athletic career with the University of Miami, working in ticket sales, corporate sales and athletic development. In April 1995, he was hired as Miami's Director of Ticket Sales, serving in that capacity until October 1997, when he was named an athletic development officer at the University of Nebraska. He returned to Miami in 1998 as the Director of Major Gifts and Corporate Sales. He was promoted to the Director of Athletic Development at Miami in March 2000 before moving on to Providence in 2002.

He graduated from Minnesota State University - Mankato with a bachelor's degree in marketing in 1992 and later received his master's degree from St. Thomas University in 1994.

He and his wife, Kelly, have two children: daughter, Haley, and son, Ryan.

## ATHLETIC ADMINISTRATION




**TONY HERNANDEZ**  
Deputy AD



**JENNIFER STRAWLEY**  
Deputy AD / SWA



**TIM WISE**  
Senior Associate AD  
Facilities & Event Operations



**JASON LAYTON**  
Senior Associate AD  
Communications & Sales



**CRAIG ANDERSON**  
Associate AD  
Compliance



**JESSE MARKS**  
Associate AD  
Development



**JOSH BOONE**  
Associate AD  
Business Operations



**DAVID WYMAN**  
Associate AD  
Academic Services



**BRENT CRANK**  
Associate AD  
Ticket Sales & Operations



**BEN CREED**  
Associate AD  
Premium Seating &  
Corporate Development



**MICHAEL TURNER**  
Assistant AD  
Events & Operations



**CHRIS COHEN**  
Assistant AD  
Major Gifts



**DAN RABEN**  
Assistant AD  
Compliance - Eligibility



**TIM CAVANAUGH**  
Assistant AD  
Ticket Operations



# 2014 ROSTER

MEDIA INFORMATION

## ALPHABETICAL ROSTER

NO	NAME	POS
47	Raphael Akpejori	TE
45	Collin Alford	RB
34	Thurston Armbrister	LB
77	Adam Arnaout	OL
48	Josh Bacon	PK
24	Michael Badgley	PK
83	Braxton Berrios	WR
82	Tyre Brady	WR
55	Joe Brown	OL
1	Artie Burns	DB
2	Deon Bush	DB
27	Ricky Carroll	P
6	Jamal Carter	S
30	Quincy Casimir	S
71	Anthony Chickillo	DL
41	Wyatt Chickillo	DB
40	Grant Coffman	PK
3	Stacy Coley	WR
97	JC Contorakes	PK
21	Antonio Crawford	DB
25	Dallas Crawford	RB
13	Gray Crow	QB
73	Trevor Darling	OL
48	Hugo Delapenha Jr.	DB
5	Standish Dobard	TE
4	Phillip Dorsett	WR
7	Gus Edwards	RB
29	Corn Elder	DB
70	Jon Feliciano	OL
28	Nantambu Fentress	DB
74	Ereck Flowers	OL
55	Frank Gabriel	LS
76	Taylor Gadbois	OL
67	Alex Gall	OL
13	Marques Gayot	DB
79	Justin Goldberg	OL
84	Greg Golden	WR
40	Matt Golden	FB
53	Jared Goldenberg	LB
18	Matt Goudis	K
5	Jermaine Grace	LB
32	Trayone Gray	RB
69	Tyler Grimsley	OL
37	Ladarius Gunter	DB
99	Jelani Hamilton	DL
33	Trent Harris	DE
75	Sean Harvey	OL
16	Jake Heaps	QB
23	Christopher Herndon IV	TE
93	Calvin Heurtelou	DL
3	Tracy Howard	DB
15	Isaac Hoza	QB
63	Danny Isidora	OL
44	Demetrius Jackson	DE
65	Sterling Jackson	OL
92	Courtell Jenkins	DL
26	Rayshawn Jenkins	DB
8	Duke Johnson	RB
21	Josh Johnson	WR
17	D'Mauri Jones	WR
15	Brad Kaaya	QB
47	Ufomba Kamalu	DL
87	Garrett Kidd	WR
67	Corey King	DL
56	Raphael Kirby	LB
54	Hunter Knighton	OL
81	Darrell Langham	WR
9	Malcolm Lewis	WR

## NUMERICAL ROSTER

NO	NAME	POS	HT	WT	CL-EXP	HOMETOWN / HIGH SCHOOL / PREVIOUS
1	Artie Burns	DB	6-0	196	So.-1L	Miami, Fla. / Miami Northwestern HS
2	Deon Bush	DB	6-1	198	Jr.-2L	Miami, Fla. / Columbus HS
2	Joe Yearby	RB	5-9	192	Fr.-HS	Miami, Fla. / Miami Central HS
3	Stacy Coley	WR	6-1	185	So.-1L	Pompano Beach, Fla. / Northeast HS
3	Tracy Howard	DB	5-11	188	Jr.-2L	Miramar, Fla. / Miramar HS
4	Phillip Dorsett	WR	5-10	185	Sr.-3L	Ft. Lauderdale, Fla. / St. Thomas Aquinas HS
5	Standish Dobard	TE	6-4	260	So.-1L	New Orleans, La. / Edna Karr HS
5	Jermaine Grace	LB	6-1	210	So.-1L	Miami Gardens, Fla. / Miramar HS
6	Jamal Carter	S	6-1	213	So.-1L	Homestead, Fla. / Miami Southridge HS
6	Herb Waters	WR	6-2	191	Jr.-2L	Homestead, Fla. / Homestead HS
7	Gus Edwards	RB	6-2	235	So.-1L	Staten Island, N.Y. / Tottenville HS
8	Duke Johnson	RB	5-9	206	Jr.-2L	Miami, Fla. / Miami Norland HS
9	Malcolm Lewis	WR	6-0	191	So.-1L	Miramar, Fla. / Miramar HS
9	Chad Thomas	DE	6-5	255	Fr.-HS	Miami, Fla. / Booker T. Washington HS
11	Ryan Williams	QB	6-6	225	Sr.-2L	Pembroke Pines, Fla. / Miramar HS (Memphis)
11	Michael Wyche	DT	6-4	330	Jr.-JC	Chesapeake, Va. / Oscar Smith HS (East Los Angeles College)
12	Malik Rosier	QB	6-1	212	Fr.-HS	Mobile, Ala. / Faith Academy
13	Marques Gayot	S	6-1	205	Fr.-HS	Lake Worth, Fla. / Park Vista Community HS
13	Gray Crow	TE	6-3	224	So.-1L	Clearwater, Fla. / Countryside HS
15	Brad Kaaya	QB	6-4	218	Fr.-HS	West Hills, Calif. / Chaminade Coll. Prep
16	Jake Heaps	QB	6-1	210	RSr.-TR	Sammamish, Wash. / Skyline HS (BYU / Kansas)
16	Justin Vogel	P	6-4	218	So.-TR	Tampa, Fla. / Berkeley Prep (Florida)
17	Isaac Hoza	QB	6-3	175	RFr.-SQ	Ft. Lauderdale, Fla. / Calvary Christian Academy
17	Tyriq McCord	LB	6-3	240	Jr.-2L	Tampa, Fla. / Jefferson HS
17	D'Mauri Jones	WR	6-4	196	So.-1L	Leesburg, Fla. / Leesburg HS
18	Matt Goudis	K	6-0	172	Jr.-2L	West Hills, Calif. / Chaminade Coll. Prep
18	Michael Welch	QB	6-3	218	RFr.-SQ	Winnetka, Ill. / New Trier HS
21	Antonio Crawford	DB	5-11	191	Jr.-2L	Tampa, Fla. / H.B. Plant
21	Josh Johnson	DB	5-5	160	RFr.-SQ	Jacksonville, Fla. / The Bolles School
23	Christopher Herndon IV	TE	6-4	225	Fr.-HS	Norcross, Ga. / Norcross HS
23	Terry McCray	LB	6-3	205	Fr.-HS	Pompano Beach, Fla. / Blanche Ely HS
24	Michael Badgley	K	5-10	180	Fr.-HS	Summit, N.J. / Summit Senior HS
25	Dallas Crawford	DB	5-10	201	Jr.-2L	Fort Myers, Fla. / South Fort Myers HS
26	Rayshawn Jenkins	DB	6-1	208	Jr.-2L	St. Petersburg, Fla. / Admiral Farragut Academy
27	Ricky Carroll	P	6-3	198	RSr.-SQ	Mission Viejo, Calif. / Mission Viejo (Orange CC)
27	Ryan Mayes	DB	6-1	197	Fr.-HS	Miami, Fla. / Miami Northwestern HS
28	Nantambu-Akil Fentress	DB	5-9	195	Sr.-3L	Nashville, Tenn. / The Ensworth School
29	Corn Elder	DB	5-10	188	So.-1L	Nashville, Tenn. / The Ensworth School
30	Quincy Casimir	DB	6-0	195	Sr.-TR	Miami, Fla. / Miami Norland HS (Fairmont State)
32	Trayone Gray	RB/WR	6-2	197	Fr.-HS	Miami, Fla. / Carol City HS
33	Trent Harris	DE	6-2	240	Fr.-HS	Winter Park, Fla. / Winter Park HS
34	Thurston Armbrister	LB	6-3	235	Sr.-2L	Hollywood, Fla. / Hollywood Hills HS
35	Austin Pfenninger	WR	5-8	165	Fr.-HS	Carmel, Ind. / Carmel HS
36	Teddy Stavetski	WR	6-4	195	Fr.-HS	Haddonfield, N.J. / Haddonfield HS
37	Ladarius Gunter	DB	6-2	192	Sr.-2L	Montgomery, Ala. / Jefferson Davis HS
38	Joseph Rodgers	WR	6-2	228	Jr.-SQ	Miami, Fla. / Miami Sunset HS
38	Jordan Tolson	DB	6-1	200	Sr.-2L	Inglewood, Calif. / Harvard-Westlake School
39	Ronald Regula	LS	6-2	240	Sr.-1L	Miami, Fla. / Palmetto HS
40	Grant Coffman	P/K	5-8	182	RFr.-SQ	Dublin, Ohio / Dublin Coffman HS
40	Matt Golden	FB	5-11	190	Fr.-HS	Colts Neck, N.J. / Red Bank Catholic HS
41	Wyatt Chickillo	DB	6-0	210	RFr.-SQ	Miami, Fla. / Miami Palmetto HS
43	Tyler Odems	DB	6-0	240	So.-JC	Manassas, Va. / Osbourn Park HS (Dean JC)
44	Demetrius Jackson	DE	6-5	240	Fr.-HS	Miami, Fla. / Booker T. Washington HS
45	Collin Alford	S	6-0	195	Sr	Miami, Fla. / Christopher Columbus HS
46	Clive Walford	TE	6-4	263	Sr.-3L	Belle Glade, Fla. / Glades Central HS
47	Raphael Akpejori	TE	6-9	241	Gr.-SQ	Lagos, Nigeria / Sunshine Christian Academy
47	Ufomba Kamalu	DL	6-6	285	Jr.-1L	Fayetteville, Ga. / Starr's Mill HS (Butler CC)
48	Josh Bacon	K	5-11	182	RFr.-SQ	Melville, N.Y. / St. Anthony's HS
48	Hugo Delapenha Jr.	DB	5-11	193	RSr.-1L	Cape Coral, Fla. / Bishop Verot HS
51	Juwon Young	LB	6-2	240	Fr.-HS	Albany, Ga. / Albany HS
52	Kc McDermott	OL	6-6	305	Fr.-HS	Wellington, Fla. / Palm Beach Central HS
52	Denzel Perryman	LB	6-0	242	Sr.-3L	Coral Gables, Fla. / Coral Gables HS
53	Jared Goldenberg	LB	6-0	220	RFr.-SQ	Ramsey, N.J. / Don Bosco HS
54	Hunter Knighton	OL	6-6	295	RFr.-SQ	Pottstown, Pa. / The Hun School of Princeton
55	Joe Brown	DT	6-4	320	Fr.-HS	Paramount, Calif. / Paramount HS
55	Frank Gabriel	LS	6-3	215	Jr.-SQ	Monmouth Beach, N.J. / Red Bank Catholic HS
56	Raphael Kirby	LB	6-1	235	Jr.-2L	Stone Mountain, Ga. / Stephenson HS
57	Mike Smith	DE	6-1	221	Fr.-HS	Miami, Fla. / Miami Northwestern HS
58	Darrion Owens	LB	6-3	217	Fr.-HS	Orange Park, Fla. / Oakleaf HS
59	Michael McGinnis	LB	6-2	226	Fr.-HS	Allentown, N.J. / East Coast Prep (Allentown HS)

NO	NAME	POS	HT	WT	CL-EXP	HOMETOWN / HIGH SCHOOL / PREVIOUS
----	------	-----	----	----	--------	-----------------------------------



# 2014 ROSTER

## NUMERICAL ROSTER

62	Shane McDermott	OL	6-4	296	Sr.-3L	Lake Worth, Fla. / Palm Beach Central HS
63	Danny Isidora	OL	6-4	316	So.-1L	Weston, Fla. / Cypress Bay HS
64	Hunter Wells	OL	6-6	312	Jr.-2L	Canton, Ill. / Canton HS
65	Sterling Jackson	OL	6-2	305	Fr.-HS	Oviedo, Fla. / Hagerty HS
66	Sunny Odogwu	OL	6-8	324	RFr.-SQ	Ezeagu, Nigeria / Huntington (W.Va.) Prep (Hargrave Military Academy)
67	Alex Gall	OL	6-5	306	So.-1L	Mason, Ohio / Archbishop Moeller HS
68	Nick Linder	OL	6-3	285	Fr.-HS	Ft. Lauderdale, Fla. / St. Thomas Aquinas HS
69	Tyler Grimsley	OL	6-3	267	Fr.-HS	Green Cove Springs, Fla. / Clay HS
70	Jon Feliciano	OL	6-5	320	Sr.-3L	Davie, Fla. / Western HS
71	Anthony Chickillo	DL	6-4	277	Sr.-3L	Tampa, Fla. / Alonso HS
72	Earl Moore	DL	6-1	304	Jr.-2L	Tampa, Fla. / Hillsborough HS
73	Trevor Darling	OL	6-5	320	Fr.-HS	Miami, Fla. / Miami Central HS
74	Ereck Flowers	OL	6-6	322	Jr.-2L	Miami, Fla. / Miami Norland HS
75	Sean Harvey	OL	6-4	275	Sr.-2L	Largo, Fla. / Indian Rocks HS (UCF)
76	Taylor Gadbois	OL	6-8	316	So.-1L	Dallas, Ga. / East Paulding HS
77	Adam Arnaut	OL	6-0	270	Fr.-HS	Westlake Village, Calif. / Westlake HS
79	Justin Goldberg	OL	6-2	280	Fr.-HS	Weston, Fla. / Cypress Bay HS
80	Rashawn Scott	WR	6-2	205	Sr.-3L	Melbourne, Fla. / Melbourne Central HS
81	Darrell Langham	WR	6-4	205	Fr.-HS	Lantana, Fla. / Santlucres HS
82	Tyre Brady	WR	6-3	203	Fr.-HS	Homestead, Fla. / South Dade HS
83	Braxton Berrios	WR	5-9	185	Fr.-HS	Raleigh, N.C. / Leesville Road HS
84	Greg Golden	WR	6-3	195	RFr.-SQ	Red Bank, N.J. / Red Bank Catholic HS
86	David Njoku	WR	6-4	215	Fr.-HS	Cedar Grove, N.J. / Cedar Grove HS
87	Garrett Kidd	WR	6-2	188	Jr.-2L	Midland, Mich. / Herbert Henry Dow HS
88	Jake O'Donnell	TE	6-7	255	So.-SQ	Doylestown, Pa. / Central Bucks East HS
90	Corey King	DL	6-1	292	Jr.-2L	Boca Raton, Fla. / West Boca Raton HS
91	Olsen Pierre	DL	6-5	305	Sr.-3L	Rahway, N.J. / Rahway HS (Fork Union Military Academy)
92	Courtell Jenkins	DL	6-1	320	Fr.-HS	Wayne, N.J. / DePaul Catholic HS
93	Calvin Heurtelou	DL	6-3	315	Jr.-JC	Spring Valley, N.Y. / Spring Valley HS (Scottsdale CC)
94	Anthony Naser	DE	6-4	260	RJr.-3Q	San Francisco, Calif. / Torrey Pines HS (City College of San Francisco)
95	Anthony Moten	DL	6-4	295	Fr.-HS	Ft. Lauderdale, Fla. / St. Thomas Aquinas HS
97	JC Contorakes	K/P	6-1	180	Fr.-HS	Miami, Fla. / Palmetto Senior HS
99	Jelani Hamilton	DL	6-5	290	Jr.-2L	Fort Lauderdale, Fla. / St. Thomas Aquinas HS

## ALPHABETICAL ROSTER

NO	NAME	POS
68	Nick Linder	OL
27	Ryan Mayes	DB
17	Tyriq McCord	DE
23	Terry McCray	LB
52	Kc McDermott	OL
62	Shane McDermott	OL
72	Earl Moore	DL
95	Anthony Moten	DL
94	Anthony Naser	DE
86	David Njoku	WR
88	Jake O'Donnell	TE
43	Tyler Odems	FB
66	Sunny Odogwu	OL
58	Darrion Owens	LB
52	Denzel Perryman	LB
35	Austin Pfenninger	WR
91	Olsen Pierre	DL
39	Ronald Regula	LB
38	Joseph Rogers	WR
12	Malik Rosier	QB
80	Rashawn Scott	WR
57	Mike Smith	LB
36	Teddy Stavetski	LB
39	Chuck Sullivan	LB
9	Chad Thomas	DE
38	Jordan Tolson	DB
44	Walter Tucker	FB
16	Justin Vogel	P
46	Clive Walford	TE
6	Herb Waters	WR
18	Michael Welch	QB
64	Hunter Wells	OL
11	Ryan Williams	QB
11	Michael Wyche	DL
2	Joe Yearby	RB
51	Juwon Young	LB

MEDIA INFORMATION

## COACHING STAFF

**Head Coach / Special Teams Coordinator:** Al Golden  
**Assistant Head Coach / Defensive Coordinator:** Mark D'Onofrio  
**Offensive Coordinator / Quarterbacks:** James Coley  
**Senior Defensive Assistant / Defensive Line:** Jethro Franklin  
**Tight Ends:** Larry Scott  
**Running Backs:** Tim "Ice" Harris  
**Offensive Line:** Art Kehoe  
**Wide Receivers / National Recruiting Coordinator:** Brennan Carroll  
**Defensive Backs:** Paul Williams  
**Linebackers:** Hurlie Brown  
**Graduate Assistant / Offensive Line:** Cole Pemberton  
**Graduate Assistant / Slot Receivers:** Derron Montgomery  
**Graduate Assistant / Defensive Tackles:** Kareem Brown  
**Graduate Assistant / Linebackers:** Mike Zuckerman

## SUPPORT STAFF

**Director of Football Operations:** Don Corzine  
**Director of Player Development:** Ryan McNamee  
**Director of Player Personnel:** Matt Doherty  
**Assistant Director of Player Personnel:** Jorge Baez  
**Assistant Director of Player Personnel:** Eric Josephs  
**Assistant Director of Operations:** Kevin Beard  
**Assistant Director of Operations/Recruiting:** Lindsay Bohlen  
**Quality Control - Offense:** Brandon Lumish  
**Quality Control - Defense:** Andrew Bronsteen  
**Administrative Assistant to Head Coach:** Monica Bustillo  
**Administrative Assistant - Football Operations:** Sandi West  
**Head Football Athletic Trainer:** Vinny Scavo  
**Head Strength and Conditioning Coach:** Andreu Swasey  
**Assistant Strength and Conditioning Coach:** Cols Colas  
**Assistant Strength and Conditioning Coach:** Victor Ishmael  
**Assistant Strength and Conditioning Coach:** Andrew Klich  
**Equipment Manager:** David Case  
**Assistant Equipment Manager:** Ralph Nogueras  
**Video Coordinator:** Andrew Rossetti  
**Assistant Video Coordinator:** Jared Myers






# TOP OFFENSIVE PLAYERS

MEDIA INFORMATION



2 • RB  
JOE YEARBY



3 • WR  
STACY COLEY



4 • WR  
PHILLIP DORSETT



5 • TE  
STANDISH DOBARD



6 • WR  
HERB WATERS



7 • RB  
GUS EDWARDS



8 • RB  
DUKE JOHNSON



9 • WR  
MALCOLM LEWIS



15 • QB  
BARD KAAYA



16 • QB  
JAKE HEAPS



24 • K  
MICHAEL BADGLEY



44 • FB  
WALTER TUCKER



46 • TE  
CLIVE WALFORD



62 • C  
SHANE McDERMOTT



63 • OG  
DANNY ISIDORA



68 • OL  
NICK LINDER



70 • OL  
JONATHAN FELICIANO



73 • OL  
TREVOR DARLING



74 • OT  
ERECK FLOWERS



83 • WR  
BRAXTON BERRIOS

# TOP DEFENSIVE PLAYERS

**MEDIA INFORMATION**



**1 • DB**  
**ARTIE BURNS**



**2 • DB**  
**DEON BUSH**



**3 • DB**  
**TRACY HOWARD**



**5 • LB**  
**JERMAINE GRACE**



**6 • DB**  
**JAMAL CARTER**



**16 • P**  
**JUSTIN VOGEL**



**17 • DE**  
**TYRIQ McCORD**



**21 • DB**  
**ANTONIO CRAWFORD**



**25 • DB**  
**DALLAS CRAWFORD**



**28 • DB**  
**NANTAMBU FENTRESS**



**29 • DB**  
**CORN ELDER**



**34 • LB**  
**THURSTON ARMBRISTER**



**37 • DB**  
**LADARIUS GUNTER**



**47 • DL**  
**UFOMBA KAMALU**



**52 • LB**  
**DENZEL PERRYMAN**



**56 • LB**  
**RAPHAEL KIRBY**



**58 • LB**  
**DARRION OWENS**



**71 • DL**  
**ANTHONY CHICKILLO**



**91 • DT**  
**OLSEN PIERRE**



**93 • DT**  
**CALVIN HEURTELOU**

## PLAYER PROFILES



### 47 RAPHAEL AKPEJIORI

TE • 6-9 • 248 • Gr.  
Lagos, Nigeria (Sunrise Christian Academy)

**Prior to football:** Played four seasons on men's basketball team ... Averaged 1.1 points, 1.5 rebounds and 7.0 minutes in 85 career games ... Member of Miami's 2013 ACC Championship squad ... Joined football program in summer 2014.

**High School:** Never played football prior to 2014 ... Kansas All-State Class 1-A Honorable Mention selection in basketball ... Rated No. 64 power forward by ESPN ... Played AAU basketball for Baltimore Elite... Played in international game during the 2008 Jordan Brand Basketball Classic in New York City.



### 34 THURSTON ARMBRISTER

LB • 6-3 • 241 • Sr.-2L  
Hollywood, Fla. (Hollywood Hills HS)

**2014 (Senior):** Started all 12 games at outside linebacker... Totaled 53 tackles (36 solo), and ranked second on team with 8.0 tackles for loss and five sacks...Had five tackles, one forced fumble and one fumble recovery against Louisville...Recorded two sacks and one forced fumble against FAMU...Led team with nine tackles against Arkansas State...Tallied seven tackles against Nebraska... Led defense with six tackles against Duke..

**2013 (Junior):** Played in all 13 games, making five starts at outside linebacker ... Recorded 29 tackles, 4.0 tackles-for-loss, 2.0 sacks and one fumble recovery ... Had two tackles, 2.0 TFLs and 1.0 sack in season-opening win over FAU ... Tallied four solo stops and recovered fumble in upset win over No. 12/9 Florida ... Second sack of season came in road win at USF ... Had five tackles and QB hurry in comeback road win at North Carolina ... Had six tackles in road loss at Duke.

**2012 (Sophomore):** Played in all 12 games, starting four at outside linebacker, including last three games ... Finished ninth on team with 40 tackles (25 solo stops) ... Recorded at least one tackle in every game ... Made career-first start in season opener at Boston College ... Career-first TFL - one-yard loss - came in loss to North Carolina ... Tallied season-high four tackles in win vs. Virginia Tech ... Recorded six tackles in back-to-back games to close season vs. USF and at Duke.

**High School:** Played safety for head coach Scott Barnwell at Hollywood Hills HS ... Signed with Miami in June 2011.

### ARMBRISTER CAREER STATISTICS

DEFENSIVE										
YEAR	G-GS	UT	AT	TT	TFL-YDS	QBS-YDS	FF/FR	PBU	INT-YDS	
2011	2-0	0	0	0	0	0	0/0	0	0-0	
2012	12-4	25	15	40	2.0-2	0.0-0	0/0	0	0-0	
2013	13-6	25	8	33	5.0-14	2.0-8	0/1	0	0-0	
2014	12-12	36	17	53	8.0-65	5.0-54	2/1	1	0-0	
<b>Career</b>	<b>37-22</b>	<b>86</b>	<b>40</b>	<b>126</b>	<b>15.0-81</b>	<b>7.0-62</b>	<b>2/2</b>	<b>1</b>	<b>0-0</b>	




### 24 MICHAEL BADGLEY

PK • 5-10 • 180 • Fr.-HS  
Summit, N.J. (Summit Senior HS)

**2014 (True Freshman):** Served as team's primary placekicker, finishing 12-for-15 on field goals and 33-37 on PATs...Made collegiate debut against Arkansas State, finishing 5-for-6 on PATs...Made first career field goal against Nebraska, hitting from 34 yards...Hit two field goals against FSU, including from 45 yards and 46 yards...Set career mark with 48-yard field goal against Pittsburgh.

**High School:** Selected second-team All-State by Star-Ledger ... Top ranked kicker in N.J. ... Star-Ledger Player of the Year in Union County in 2012 ... Maxwell Football Club Top 50 players in N.J. ... Set 12 Summit HS football records.



### 83 BRAXTON BERRIOS

WR • 5-9 • 183 • Fr.-HS  
Raleigh, N.C. (Leesville Road HS)

**2014 (True Freshman):** Saw action in all 12 games, including four starts at wide receiver...Hauled in 20 catches for 218 yards with three touchdowns...Recorded team-high totals of six catches and 63 yards against FAMU...Hauled in first career TD and recorded career-long 33-yard catch against Arkansas State... Recorded TD grabs against Nebraska and Georgia Tech...

**High School:** 2014 Under Armour All-American game selection ... Invited to "The Opening", all-star summer prospect camp held on Nike Campus ... Chose Miami over offers from Clemson, Tennessee, Ohio State, South Carolina, Oregon, Virginia Tech, and West Virginia.

### BERRIOS CAREER STATISTICS

RECEIVING						
YEAR	G-GS	REC	YDS	AVG	TD	LG
2014	12-4	20	218	10.9	3	33
<b>Career</b>	<b>12-4</b>	<b>20</b>	<b>218</b>	<b>10.9</b>	<b>3</b>	<b>33</b>



### 82 TYRE BRADY

WR • 6-3 • 200 • Fr.-HS  
Homestead, Fla. (South Dade HS)

**2014 (True Freshman):** Did not record any stats.

**High School:** Hauled in 39 catches for 600 yards and 10 TDs as senior at South Dade HS ... Led Buccaneers to 2013 Class 8A state championship, defeating Apopka in Orlando ... Played WR, rush end and also covered kickoffs and returned kicks on special teams ... Chose Miami over Florida State, Florida and Kentucky.



MEDIA INFORMATION

## PLAYER PROFILES



### 1 ARTIE BURNS

DB • 6-0 • 196 • So.-1L  
Miami, Fla. (Miami Northwestern HS)

**2014 ALL-ACC, HONORABLE MENTION (Coaches)**

**2014 (Sophomore):** Started 11 of 12 games at cornerback... Recorded 37 tackles, including 21 solo stops, with team-high six PBUs... Made career-first start in season opener against Louisville, posting three tackles... Set career high with six tackles and first PBU of season against Nebraska... Recorded first career sack against Cincinnati... Added three PBUs against Bearcats... Had second career sack against North Carolina... Credited with four tackles in start against Pittsburgh.

**2013 (True Freshman):** Played in 10 of 12 games, splitting time on defense and special teams... Recorded 15 tackles - 13 solo stops - with 3 PBUs ... Averaged 26.2 yards on eight punt returns ... Tallied two tackles with PBU in collegiate debut vs. FAU ... Recorded three tackles and 0.5 TFL against USF ... Blocked field goal that was returned for touchdown in 27-23 road win Oct. 17 at UNC ... Tallied five total tackles in Oct. 26 win vs. Wake Forest ... Made two solo stops and career-first INT in 41-31 road win at Pitt.

**High School:** Rated four-star recruit by ESPNU, 247Sports.com, Rivals.com, Scout.com and MaxPreps.com ... Rated No. 10-best CB by ESPNU and No. 12 by both 247Sports.com and MaxPreps.com ... Rated No. 15-best CB by Rivals.com and No. 17 by Scout.com ... 2013 Under Armour All-American ... Tallied 72 tackles, four sacks, six PBU, two interceptions and had two kick returns for touchdowns ... Had 19 tackles in 10-7 win over Christopher Columbus HS in 2012 ... Coached by Stephen Field at Miami Northwestern HS ... Nation's top hurdler and will be dual-sport athlete at 'The U'.

Posted six tackles in season opener against Louisville...Registered six tackles and first sack of season against Arkansas State...Had first forced fumble of season against Nebraska...Tied career high with seven tackles against Georgia Tech...Credited with forced fumble, fumble recovery and four tackles against Virginia Tech... Delivered five tackles, one sack, one forced fumble and one interception against North Carolina...Had one forced fumble and one interception against Florida State ... Honorable Mention All-ACC by ASCMA.

**2013 (Sophomore):** Played in 11 games, making two starts ... Missed first two games due to injury ... Made season debut against Savannah State, recording one tackle ... Recorded career-first sack in road win at USF ... Forced fumble on same play ... Registered four tackles and career-first INT in ACC loss at No. 3 Florida State ... Totaled four tackles at Duke ... Tallied four tackles - three solo stops - road win at Pitt ... Had first career safety in Russell Athletic Bowl ... Honorable mention All-ACC by ACSMA.

**2012 (True Freshman):** Played in 10 games, making six starts at safety ... Second-team Freshman All-America by CollegeFootballNews.com ... Made 34 tackles, including 28 solo stops ... Added 1.0 tackle for loss, three pass break-ups and finished tied for second in ACC with three forced fumbles ... Tallied four solo stops in debut at Boston College ... Added career-high six tackles (all solo) following week at Kansas State ... Made career-first start against Bethune-Cookman ... Forced two fumbles in loss at Notre Dame ... Named Newcomer of the Year at team's end-of-season banquet ... Earned letter.

**High School:** Four-star recruit according to Rivals.com ... Has been compared to former Miami great Antrel Rolle ... No. 5 safety prospect, No. 68 overall prospect and No. 12 prospect in state of Florida by Rivals.com ... Ranked 65th on ESPN 150 as fourth-best safety prospect and 14th-best prospect from Florida ... As senior made 40 stops and had seven interceptions ... As junior at Columbus in Miami, Fla., returned one punt for touchdown and compiled 50 tackles and three interceptions ... During sophomore campaign, collected 47 tackles and two interceptions ... Played for coach Chris Merritt at Columbus ... Chose UM over Florida, Florida State, Alabama and Auburn.

### BURNS CAREER STATISTICS

#### DEFENSIVE

YEAR	G-GS	UT	AT	TT	TFL-YDS	QBS-YDS	FF/FR	PBU	INT-YDS
2013	11-0	15	2	17	0.5-1	0.0-0	1/0	3	1-3
2014	12-11	21	16	37	2.0-12	2.0-12	0/0	6	0-0
<b>Career</b>	<b>22-11</b>	<b>36</b>	<b>18</b>	<b>54</b>	<b>2.5-13</b>	<b>2.0-12</b>	<b>1/0</b>	<b>9</b>	<b>1-3</b>

#### KICK RETURNS

YEAR	G-GS	RET	YDS	AVG	TD	LG
2013	10-0	8	210	26.2	0	43
<b>Career</b>	<b>10-0</b>	<b>8</b>	<b>210</b>	<b>26.2</b>	<b>0</b>	<b>43</b>



### 2 DEON BUSH

DB • 6-1 • 198 • Jr.-2L  
Miami, Fla. (Columbus HS)

**2014 ALL-ACC, HONORABLE MENTION (ACSMA)**

**2014 ALL-ACC, HONORABLE MENTION (Coaches)**

**2013 ALL-ACC, HONORABLE MENTION (ACSMA)**

**2013 (Junior):** Started first 10 games of season, missing final two due to injury...Totaled 48 tackles (36 solo) with 3.0 TFLs and 2.0 sacks...Added five forced fumbles and two interceptions...



### 6 JAMAL CARTER

S • 6-1 • 213 • So.-1L  
Homestead, Fla. (Miami Southridge HS)

**2014 (Sophomore):** Saw action in all 12 games, including two starts...Recorded career-high six tackles and one PBU against Arkansas State...Had four tackles against Duke...Had two PBUs against Florida State...Made first career start against Virginia and pulled in first career interception...Made second consecutive start against Pittsburgh and totaled three tackles.

**2013 (True Freshman):** Played in 12 games, primarily on special

## PLAYER PROFILES

teams ... Tallied four tackles, making three solo stops ... Had four kick returns for 60 yards ... Made college debut in season-opening win over FAU, recording first collegiate tackle ... Added one tackle against Savannah State, Georgia Tech, Duke and Pitt ... First kick return came against Virginia - a 10-yard gain ... Had three returns for 50 yards in road win at Pitt.

**High School:** Talented and athletic safety hails from nearby Homestead, Fla. ... Rated as four-star prospect by ESPN, *247Sports.com*, *Rivals.com* and *Scout.com* ... Rated No. 17-best safety by *Scout.com*, No. 21 by *Rivals.com* and No. 22 by *247Sports.com* ... Listed as 40th-best athlete by ESPN ... Recorded 73 tackles and one interception as senior in 2012 ... Coached by Lamont Green at Miami Southridge Senior HS.

### CARTER CAREER STATISTICS

#### DEFENSIVE

YEAR	G-GS	UT	AT	TT	TFL-YDS	QBS-YDS	FF/FR	PBU	INT-YDS
2013	12-0	5	1	6	0.0-0	0.0-0	0/0	0	0-0
2014	12-2	15	11	26	0.0-0	0.0-0	0/0	5	1-0
<b>Career</b>	<b>24-2</b>	<b>20</b>	<b>12</b>	<b>32</b>	<b>0.0-0</b>	<b>0.0-0</b>	<b>0/0</b>	<b>5</b>	<b>1-0</b>

#### KICK RETURNS

YEAR	G-GS	RET	YDS	AVG	TD	LG
2013	11-0	4	60	15.0	0	23
<b>Career</b>	<b>11-0</b>	<b>4</b>	<b>60</b>	<b>15.0</b>	<b>0</b>	<b>23</b>



## 71 ANTHONY CHICKILLO

**DL • 6-4 • 282 • Sr.-3L**  
Tampa, Fla. (Alonso HS)

**2014 ALL-ACC, THIRD TEAM (Coaches)**

**2014 ALL-ACC, HONORABLE MENTION (AC SMA)**

**2014 (Senior):** Started all 12 games on defensive line ... Totaled 38 tackles (18 solo) with 3.5 TFLs and 2.0 sacks ... Moved into sole possession of third place in consecutive place (46) and sole possession of fifth place (46) in total starts ... Tied for eighth in all-time games played (49) ... Recorded six tackles in season opener against Louisville ... Recorded four tackles, one fumble recovery and one PBU against FAMU ... Had three tackles and 1.0 TFL against Georgia Tech ... Added two tackles, including 13-yard sack against Virginia Tech ... Led team with seven tackles against Pittsburgh.

**2013 (Junior):** Started all 13 games at defensive end ... Recorded 44 tackles, 7.5 tackles-for-loss, 3.5 sacks and seven QB hurries ... Tallied five tackles and sack in both wins over FAU and No. 12/9 Florida ... Added five tackles, 1.5 TFLs and two QB hurries in home win vs. Georgia Tech ... Third sack of season came in comeback road win at UNC ... Had season-high eight tackles along with 1.5 TFLs in home loss to Virginia Tech ... Tallied six tackles at Duke ... Had two QB hurries vs. Virginia.

**2012 (Sophomore):** Started all 12 games along defensive line ... One of nine Canes to start every game and one of only three on defense ... One of six Hurricanes to earn All-ACC honorable mention from league coaches ... Ranked eighth on team with 45 tackles and third with 6.5 tackles-for-loss for team-high 31 yards lost ... Also led team with 4.0 sacks for 24 yards lost ... One of two Canes to record multiple fumble recoveries ... Recovered fumble in season opener at Boston College ... Second fumble recovery

came in home win vs. Bethune-Cookman ... Had seven tackles - all solo - and added season-high 3.0 TFL in OT road win at Georgia Tech ... Chipped in six tackles, 2.0 TFL and 2.0 sacks in road loss at Virginia ... Blocked FG in home win vs. USF ... Added four tackles and 0.5 TFL in road win at Duke ... Earned letter.


**2011 (True Freshman):** Saw action in all 13 games, including starts in final nine contests of season ... Finished third in ACC Defensive Rookie of the Year Award voting ... Ended season tied for team lead with five sacks ... Had seventh-most tackles on team with 38 (15 solo, 23 assists) ... Recorded career-first sack against then-No. 17 Ohio State ... Finished with four tackles and 1.5 sacks against Bethune-Cookman ... Registered season-high eight tackles against then-No. 21 Virginia Tech ... Earned letter.

**High School:** Five-star prospect according to *Rivals.com* and ESPN ... Ranked by *Rivals.com* and ESPN as third and fifth at position, respectively, and 44th and 24th overall nationally by *Rivals.com* and ESPN, respectively ... Strong for size and powerful pass-rusher ... Quick off ball with continuous motor ... Runs 4.8 40-yard dash ... MVP of 2011 Under Armour All-American game at Tropicana Field in Tampa Bay area ... 140 tackles, 18 sacks and two interceptions as senior ... Transferred to Alonso HS and played in only six games as junior due to injury, but finished with 80 tackles, 12.5 sacks, six PBUs, two forced fumbles and fumble recovery ... Recorded 80 tackles and 9.5 sacks as sophomore at Tampa Gaither HS ... Also considered Florida, Tennessee, Florida State, and North Carolina among others with more than 40 scholarship offers.

### CHICKILLO CAREER STATISTICS

#### DEFENSIVE

YEAR	G-GS	UT	AT	TT	TFL-YDS	QBS-YDS	FF/FR	PBU	INT-YDS
2011	12-9	15	23	38	6.5-25	5.0-20	1/1	0	0-0
2012	12-12	29	16	45	6.5-31	4.0-24	0/2	1	0-0
2013	13-13	25	21	46	7.5-25	3.5-15	0/0	2	0-0
2014	12-12	18	20	38	3.5-24	2.0-18	1/2	2	0-0
<b>Career</b>	<b>49-46</b>	<b>87</b>	<b>80</b>	<b>167</b>	<b>24.0-105</b>	<b>14.5-77</b>	<b>2/5</b>	<b>5</b>	<b>0-0</b>



## 3 STACY COLEY

**WR • 6-1 • 185 • So.-1L**  
Pompano Beach, Fla. (Northeast HS)

**2013 ALL-ACC, HONORABLE MENTION (AC SMA)**

**2014 (Sophomore):** Played in 11 games, including four starts at receiver ... Served as team's primary kick returner and punt returner for second consecutive season ... Totaled 153 receiving yards on 19 catches ... Ranked third on team in all-purpose yards with 813 ... Caught three passes in games against Louisville and Nebraska ... Had season-long 41-yard kick return against Cincinnati ... Had long catch of season (22 yards) against Florida State ... Had season-high totals of four receptions and 42 yards against Pittsburgh.

**2013 (True Freshman):** Played in all 13 games, making six starts at receiver ... Also saw time at kick returner and punt returner ... Ranks second on team in receptions (30) and receiving yards (559) ... Leads team with seven TD catches ... Only FBS player in 2013 to record a TD via rushing, receiving, punt return and kick return ... Caught two passes for 19 yards in collegiate debut vs. FAU ... Had three catches in win against Savannah State ... Scored career-



## PLAYER PROFILES

first TD in second quarter before following with 88-yard kick return for TD in second half vs. Savannah State ... Totaled four receptions for career-high 96 yards and two TDs against USF... Totaled three receptions for 74 yards in win over Georgia Tech ... Had three catches for 21 yards in road win at UNC ... Totaled two receptions for 52 yards win over Wake Forest ... Caught two passes for 36 yards in road loss at Florida State ... Had career-long 81-yard TD reception vs. Virginia Tech ... Returned punt 79 yards for TD in loss at Duke ... Became first Cane since Devin Hester in 2004 to have punt return TD and kickoff return TD in same season ... Added five catches for 81 yards and TD in Senior Day win over Virginia ... Tallied three first-half TDs in road win at Pittsburgh, finishing with three catches for 72 yards and two receiving TDs ... Added 73-yard TD rush late in second quarter ... Named honorable mention All-ACC by ACSMA.

**High School:** Four-star recruit by ESPNU, *247Sports.com*, *Rivals.com* and *Scout.com* ... Rated No. 4-best WR by ESPNU, No. 7 by *247Sports.com*, No. 8 by *Scout.com* and No. 13 by *Rivals.com* ... 2013 Under Armour All-American ... Coley led Northeast HS to first round of Class 7A playoffs in 2012, while catching 29 passes for 513 yards and 10 touchdowns ... Coached by former NFL running back and former Miami Hurricanes standout Donnell Bennett at Northeast HS.

### COLEY CAREER STATISTICS

#### RECEIVING

YEAR	G-GS	REC	YDS	AVG	TD	LG
2013	13-7	33	591	17.9	7	81
2014	11-4	19	153	8.0	0	22
<b>Career</b>	<b>24-11</b>	<b>52</b>	<b>744</b>	<b>14.3</b>	<b>7</b>	<b>81</b>

#### RUSHING

YEAR	G-GS	ATT	YDS	AVG	TD	LG
2013	13-7	2	80	40.0	1	73
2014	11-4	4	14	3.5	0	10
<b>Career</b>	<b>24-11</b>	<b>6</b>	<b>94</b>	<b>15.6</b>	<b>1</b>	<b>73</b>

#### KICK RETURNS

YEAR	G-GS	RET	YDS	AVG	TD	LG
2013	13-7	22	570	25.9	1	88
2014	11-4	24	541	22.5	0	41
<b>Career</b>	<b>24-11</b>	<b>46</b>	<b>1,111</b>	<b>25.0</b>	<b>1</b>	<b>88</b>

#### PUNT RETURNS

YEAR	G-GS	RET	YDS	AVG	TD	LG
2013	13-7	10	220	22.0	1	79
2014	11-4	15	105	13.2	0	29
<b>Career</b>	<b>24-11</b>	<b>25</b>	<b>325</b>	<b>13.0</b>	<b>1</b>	<b>79</b>



## 21 ANTONIO CRAWFORD

**DB • 5-11 • 187 • Jr.-2L**  
**Tampa, Fla. (H.B. Plant HS)**

**2014 (Junior):** Played in all 12 games, totaling 15 tackles (14 solo) ... Added one sack, one forced fumble, one fumble recovery and five PBUs ... Recorded three tackles and career-first forced fumble against FAMU ... Had one tackle and one PBU against Arkansas State ... Tied season high with three tackles and added two PBUs against North Carolina ... Had one PBU against Florida State.

**2013 (Sophomore):** Played in all 13 games, making two starts at defensive back ... Tallied 30 tackles - including 25 solo stops - with three PBUs and one interception ... Registered four solo tackles in season opener vs. FAU ... Tallied five tackles - three solo - in comeback road win at UNC ... Sealed Hurricanes win over Wake Forest with late fourth-quarter interception - first of career... Recorded five solo tackles against Virginia ... Notched career-high seven tackles - all solo - in road win at Pitt.

**2012 (True Freshman):** Played in all 12 games, primarily on special teams and as reserve defensive back ... Tallied seven tackles - all solo ... Career-first tackle came against Bethune-Cookman ... Added two stops against NC State ... Tallied career-high three stops vs. USF ... Earned letter.

**High School:** Rated as three-star recruit by *Rivals.com* and *Scout.com* ... No. 89 cornerback prospect by *Scout.com* ... Named No. 167 athlete prospect by ESPN ... Played running back, wide receiver and defensive back for Plant HS in Tampa, Fla. ... As senior registered 599 rushing yards with five touchdowns, 139 receiving yards and touchdown, 61 tackles, four interceptions, 26 pass deflections and forced fumble helping to lead Plant to No. 13 national ranking ... Was coached by Robert Weiner ... Chose Miami over Georgia Tech.

### ANTONIO CRAWFORD CAREER STATISTICS

#### DEFENSIVE

YEAR	G-GS	UT	AT	TT	TFL-YDS	QBS-YDS	FF/FR	PBU	INT-YDS
2012	12-0	7	0	7	0.0-0	0.0-0	0/0	0	0-0
2013	13-2	27	5	32	0.0-0	0.0-0	0/0	3	1-6
2014	12-0	14	1	15	1.0-2	1.0-2	1/1	5	0-0
<b>Career</b>	<b>37-2</b>	<b>48</b>	<b>6</b>	<b>54</b>	<b>1.0-2</b>	<b>1.0-2</b>	<b>1/1</b>	<b>8</b>	<b>1-6</b>



## 25 DALLAS CRAWFORD

**DB • 5-10 • 196 • Jr.-1L**  
**Fort Myers, Fla. (South Fort Myers HS)**

**2014 (Junior):** Made switch from running back to safety prior to season ... Played in all 12 games, including four starts ... Finished with 35 tackles (17 solo) with 0.5 TFLs and two PBUs ... Recorded seven tackles and one PBU in season opener against Louisville ... Added five tackles against Arkansas State ... Registered five tackles against Virginia ... Credited with four tackles (three solo) and one PBU against Pittsburgh.

**2013 (Sophomore):** Played in all 12 games, making five starts at running back ... Also saw time on special teams ... Rushed for 523 yards on 126 carries with team-leading 12 rushing TDs ... Also has 149 yards on 17 catches along with receiving TD ... Has six tackles and blocked punt ... Scored career-first TD in season-opening win vs. FAU ... Scored three TDs in rout of Savannah State ... Rushed for 48 yards and two TDs against Tigers and added 5-yard TD reception ... Had two rushing TDs in four straight games ... Added two rushing TDs and 34 yards at USF ... Rushed five times for 31 yards with two scores in win over Georgia Tech ... Relieved injured Duke Johnson at UNC, rushing for career-high 33 carries and career-high 137 yards and two TDs in comeback win at UNC ... Also blocked punt on special teams against Tar Heels ... Had three catches for 16 yards in loss at FSU ... 10th rushing TD of season came in loss to Virginia Tech ... Became seventh Miami

## PLAYER PROFILES

running back in last 20 years with 10+ rushing TDs in season ... Posted second 100-yard game of season with 115 rushing yards in road loss at Duke ... Had career-high 48 receiving yards at Duke ... Rushed for two TDs in Senior Day win over Virginia ... Has recorded reception in five straight games ... Had three catches against FSU, Virginia Tech and Duke.

**2012 (Redshirt Freshman):** Played in all 12 games, primarily on special teams ... Saw action at running back and at quarterback ... Had 10 tackles on special teams, including three each at Virginia and Duke ... Had career-first interception for 9-yard return against Bethune-Cookman, intercepting pass from punter on fake punt ... Had six carries for 23 yards and 1-of-2 passing for 29 yards ... First pass attempt was incompleting vs. Virginia Tech ... Completed second pass for 29 yards at Duke ... Rushed three times for 10 yards vs. USF ... Had three rushes for 13 yards at Duke ... Earned letter.

**2011 (True Freshman):** Sat out first season at Miami and participated on practice squad, redshirted to retain eligibility ... Defensive Scout Team Player of the Year.

**High School:** Originally committed to Michigan ... Four-star prospect by ESPN and three-star rating from *Rivals.com* with 144th overall ranking and rated eighth-best at position according to ESPN ... 27th-best cornerback by *Rivals.com* ... Playmaker on defense with above average ball skills and footwork ... Played on both sides of ball, throwing for 2,374 yards and 26 touchdowns as QB to go with 462 rushing yards and 14 rushing touchdowns as well as receiving score on way to being named area offensive player of the year ... Had 76 tackles (53 solo), nine interceptions and three forced fumbles from defensive back position ... Led state with 10 picks as junior, returning four of them for touchdowns ... Racked up 2,629 yards and 28 touchdowns passing with 470 rushing yards and seven touchdowns on offense as junior ... School-record 23 career interceptions ... Coached by Grant Redhead ... Also considered offers from North Carolina and USC among others.

### DALLAS CRAWFORD CAREER STATISTICS

#### DEFENSIVE

YEAR	G-GS	UT	AT	TT	TFL-YDS	QBS-YDS	FF/FR	PBU	INT-YDS
2012	12-0	6	4	10	0-0	0-0	0/0	0	1-9
2013	13-6	5	1	6	0-0	0-0	0/0	0	0-0
2014	12-5	17	18	35	0.5-0	0-0	0/0	2	0-0
<b>Career</b>	<b>37-11</b>	<b>28</b>	<b>23</b>	<b>51</b>	<b>0.5-0</b>	<b>0-0</b>	<b>0/0</b>	<b>2</b>	<b>1-9</b>

#### RUSHING

YEAR	G-GS	ATT	YDS	AVG	TD	LG
2012	12-0	6	23	3.8	0	8
2013	12-5	126	523	4.2	12	35
<b>Career</b>	<b>24-5</b>	<b>132</b>	<b>546</b>	<b>4.1</b>	<b>12</b>	<b>35</b>

#### RECEIVING

YEAR	G-GS	REC	YDS	AVG	TD	LG
2012	12-0	0	0	0.0	0	0
2013	12-5	17	149	8.8	1	30
<b>Career</b>	<b>24-5</b>	<b>17</b>	<b>149</b>	<b>8.8</b>	<b>1</b>	<b>30</b>

#### PASSING

YEAR	G-GS	CMP	ATT	YDS	PCT	TD	INT	LG
2012	12-0	1	2	29	59.0	0	0	29
<b>Career</b>	<b>12-0</b>	<b>1</b>	<b>2</b>	<b>29</b>	<b>59.0</b>	<b>0</b>	<b>0</b>	<b>29</b>



## 73 TREVOR DARLING

OL • 6-5 • 310 • Fr.-HS  
Miami, Fla. (Miami Central HS)

**2014 (True Freshman):** Saw action in eight games, making three starts in first season ... Logged his career debut against FAMU ... Made first career start against North Carolina ... Served on offensive line that paved way for offense averaging 431.0 yards of total offense, including 179.9 rushing yards, and 29.9 points per game.

**High School:** Enrolled in January 2014 ... Invited to "The Opening", all-star summer prospect camp held on Nike Campus ... 2014 Under Armour All-American game selection ... Two-time state champion at Miami Central ... Coached by Roland Smith ... Chose Miami over offers from Florida State, Florida, Clemson, and West Virginia.



## 48 HUGO DELAPENHA JR.

DB • 5-11 • 190 • Sr.-SQ  
Cape Coral, Fla. (Bishop Verot HS)

**2014 (Senior):** Saw action mostly on special teams ... Recorded first career touchdown on blocked punt return against Virginia.

**2013 (Redshirt Junior):** Played in five games on special teams ... Made Miami debut against Savannah State ... Did not record any stats.

**2012 (Junior):** Did not play, participated as member of scout team.

**2011 (Sophomore):** Participated as member of scout team.  
**High School:** Three-year starter ... Lettered in track and lacrosse.



## 5 STANDISH DOBARD

TE • 6-4 • 255 • So.-1L  
New Orleans, La. (Edna Karr HS)

**2014 (Sophomore):** Saw action in all 12 games, including two starts ... Totaled 115 yards on six catches ... Hauled in first pass of season against Nebraska for 20 yards ... Had 18-yard catch against North Carolina ... Added career-long 33-yard catch in career-first start against Florida State ... Had career-high three catches and 44 yards in start against Pittsburgh.

**2013 (True Freshman):** Played in three games as reserve tight end ... Made Miami debut in season-opening win over FAU, did not record any stats ... Caught one pass for 15 yards in rout of Savannah State ... Saw action at USF, did not record any stats.

**High School:** Attended 2012 Al Golden Football Camp ... Enrolled at Miami in January 2013 ... Rated four-star recruit by ESPN, *247Sports.com* and *Scout.com* ... Nation's No.4-best TE by ESPN and No. 7-best TE according to *247Sports.com* and *Scout.com*

## PLAYER PROFILES

... Led Edna Karr to 15-0 record and Louisiana Class 4A state title in 2012 ... Recorded 53 catches for 723 yards and four touchdowns as senior ... Notched six catches for 61 yards in 29-22 state title win over Neville HS ... Coached by Jabbar Juluke at Edna Karr HS.

### DOBARD CAREER STATISTICS

#### RECEIVING

YEAR	G-GS	REC	YDS	AVG	TD	LG
2014	12-2	6	115	19.2	0	23
Career	12-2	6	115	19.2	0	23



## 4 PHILLIP DORSETT

WR • 5-10 • 195 • Sr.-3L  
Ft. Lauderdale, Fla. (St. Thomas Aquinas HS)

2014 ALL-ACC SECOND TEAM (ACSMAs)  
2014 ALL-ACC, SECOND TEAM (Coaches)

**2014 (Senior):** Started all 12 games at wide receiver and led team with 826 receiving yards on 31 receptions ... Became just seventh player in Miami history to top 2,000 career receiving yards ... Averaged 26.6 yards per catch ... Hauled in team-high nine receiving touchdowns ... Recorded two-touchdown game against FAMU ... Registered just third 200-yard receiving game in program history against Arkansas State, finishing with 201 yards on just four catches including two touchdowns ... Led team with 75 receiving yards against Georgia Tech ... Had career-long 79-yard TD catch against Cincinnati ... Finished with 143 yards against Bearcats ... Added four catches for 90 yards and one touchdown against Florida State ... Recorded third 100-yard game of season against Pittsburgh, finishing with 103 yards on five receptions including 51-yard TD grab.

**2013 (Junior):** Played in seven games, making six starts at receiver ... Missed five games recovering from knee injury suffered Oct. 17 at North Carolina ... Caught 13 passes for 272 yards and 2 TDs ... Also fielded two kick returns for 28 yards and nine punt returns for 57 yards ... Talled two catches for 14 yards in season-opening win over FAU ... Caught 52-yard TD pass in first quarter of upset win over No. 12/9 Florida ... Caught three passes for 75 yards in road win at USF ... Talled four catches for 66 yards in win over Georgia Tech ... Had two receptions for 68 yards in win at UNC before leaving game with injury.

**2012 (Sophomore):** Played in all 12 games at receiver and punt returner, making 10 starts ... Third-team All-ACC by *Phil Steele* ... Led team with 842 receiving yards and 4 TDs on 58 catches ... Recorded 15 punt returns for 85 yards and 11 kick returns for 251 yards ... Ranked second on team with 21 plays of 25+ yards ... Had 7 receptions of 40+ yards, including two TDs of 60+ yards ... Had six catches for 49 yards against Bethune-Cookman ... Posted nine catches for 184 yards and TD in OT win at Georgia Tech ... Named ACC Receiver of the Week for Sept. 24 ... Followed with seven catches for 191 yards and 2 TDs in win vs. NC State, including game-winning 62-yard TD with 19 seconds remaining ... Had six catches for 103 yards and a TD in road loss at Virginia ... Tied single-game school record with 12 catches and added 111 yards vs. USF ... Finished season with 4 catches for 83 yards at Duke ... Earned letter.

**2011 (True Freshman):** Saw action in all 12 games, earning first career start against USF ... Finished season with 14 catches

and 147 yards ... Recorded season-high 41 yards on two catches against Kansas State ... Threw for 16-yard touchdown on trick play against then-No. 21 Virginia Tech ... Scored first touchdown of career against Duke ... Reeled in season-high three catches against USF ... Earned letter.

**High School:** Three-star prospect by *Rivals.com* and ESPN ... Ranked 45th at position by ESPN ... Has been described as quick, explosive, smooth and agile ... Ran 4.4 40-yard dash at Under Armour combine ... Also has 36.5-inch vertical jump ... 35 receptions for 806 yards and 12 touchdowns as senior at St. Thomas Aquinas in undefeated season, winning Florida 5A football championship ... Also considered scholarship offers from Florida, Ohio State, North Carolina and Georgia among others.

### DORSETT CAREER STATISTICS

#### RECEIVING

YEAR	G-GS	REC	YDS	AVG	TD	LG
2011	12-1	14	147	10.5	1	31
2012	12-10	58	842	14.5	4	65
2013	7-6	13	272	20.9	2	68
2014	12-12	31	826	26.6	9	79
Career	44-29	116	2,087	18.0	16	79

#### KICK RETURNS

YEAR	G-GS	RET	YDS	AVG	TD	LG
2011	12-1	4	82	20.5	0	22
2012	12-10	11	251	22.8	0	37
2013	7-6	2	28	14.0	0	17
2014	12-12	6	85	14.1	0	22
Career	44-29	23	446	19.4	0	37



## 7 GUS EDWARDS

RB • 6-2 • 230 • So.-1L  
Staten Island, N.Y. (Tottenville HS)

**2014 (Sophomore):** Saw action in 11 games ... Totaled 324 rushing yards on 55 carries ... Scored five touchdowns and averaged 5.9 yards per rush ... Recorded four carries for 34 yards against FAMU, including first touchdown of season ... Had 85 yards and one touchdown against Cincinnati ... Ran for career-high 115 yards and two TDs against Virginia Tech, with scoring runs of three and 38 yards.

**2013 (True Freshman):** Played in 12 games, seeing action at running back and on special teams ... Rushed 338 yards and 5 TDs on 66 carries ... Carried six times for 22 yards in collegiate debut vs. FAU ... Rushed for then-career high 113 yards and 3 TDs on 12 carries in rout over Savannah State ... Had 53 yards on 10 carries in road win at USF, including career-long 29-yard run ... Rushed seven times for 15 yards vs. Virginia Tech ... Gained 22 yards on four carries in loss at Duke ... Posted fourth TD of season at Pitt, finishing with 64 yards on 11 carries ... Had touchdown in bowl game against Louisville.

**High School:** Three-star recruit by ESPN, *247Sports.com*, *Rivals.com* and *Scout.com* ... Rated as nation's No. 1 fullback by *Rivals.com* ... Rated No. 40 nationally among running backs by *247Sports.com* and No. 46 by *Scout.com* ... Led team to playoffs with 868 yards and 11 touchdowns on 104 attempts ... Coached by Jim Munson at Tottenville HS.



# PLAYER PROFILES

MEDIA INFORMATION

## EDWARDS CAREER STATISTICS

### RUSHING

YEAR	G-GS	ATT	YDS	AVG	TD	LG
2013	12-0	66	338	5.1	5	29
2014	11-0	55	324	5.9	5	40
<b>Career</b>	<b>23-0</b>	<b>121</b>	<b>652</b>	<b>5.4</b>	<b>10</b>	<b>29</b>



**29**

## CORN ELDER

**DB • 5-10 • 188 • So.-1L**  
Nashville, Tenn. (The Ensworth School)

**2014 (Sophomore):** Saw action in all 12 games, including one start ... Totaled 31 tackles (22 solo) with two TFLs and three PBUs ... Added two fumble recoveries ... Recorded three tackles against Arkansas State ... Made first start of career against Georgia Tech, totaling two solo tackles ... Set career high with seven tackles (six solo) against Cincinnati ... Tied career high with seven tackles against North Carolina, including first career sack.

**2013 (True Freshman):** Played in 10 games, seeing action on special teams and at defensive back ... Recorded seven tackles - six solo ... Had 164 yards on seven kick returns and one punt return for no yards ... Recorded two tackles in collegiate debut vs. FAU ... Added two tackles at Duke ... Recorded solo tackles against Savannah State, USF and Virginia ... Career-long 39-yard kick return on career-first return in loss to Virginia Tech ... Fielded six kicks for 125 yards, including 25-yard return, at Duke ... Missed Pitt game due to injury.

**High School:** Rated nation's No. 8 athlete by *247Sports.com* and No. 7 running back by *Rivals.com* ... Also listed as nation's No. 17 and No. 33 running back by ESPN and *Scout.com*, respectively ... Four-star athlete ranked as No. 2 running back in Tennessee by both ESPN and *Rivals.com* ... Known for his speed and elusiveness ... Rushed for 2,618 yards and 39 touchdowns as senior in 2012 and led Ensworth to third straight Division II-AA state title ... Finished prep football career with 6,351 rushing yards, 84 touchdowns and three consecutive state titles ... No. 2 prospect on The Tennessean Dandy Dozen ... Named Mr. Football Back of the Year in 2011 and 2012 ... Clocked with 4.42 40 time ... Two-sport star also excelled on basketball court ... Led Ensworth to two straight Division II-AA basketball championships and was named state tournament's most valuable player.

## ELDER CAREER STATISTICS

### DEFENSIVE

YEAR	G-GS	UT	AT	TT	TFL-YDS	QBS-YDS	FF/FR	PBU	INT-YDS
2013	10-0	6	1	7	0.0-0	0.0-0	0/0	0	0-0
2014	12-1	22	9	31	2.0-8	1.0-5	0/2	3	0-0
<b>Career</b>	<b>22-1</b>	<b>28</b>	<b>10</b>	<b>38</b>	<b>2.0-8</b>	<b>1.0-5</b>	<b>0/2</b>	<b>3</b>	<b>0-0</b>

### KICK RETURNS

YEAR	G-GS	RET	YDS	AVG	TD	LG
2013	10-0	7	164	23.4	0	39
<b>Career</b>	<b>10-0</b>	<b>7</b>	<b>164</b>	<b>23.4</b>	<b>0</b>	<b>39</b>

### PUNT RETURNS

YEAR	G-GS	RET	YDS	AVG	TD	LG
2013	10-0	1	0	0.0	0	0
<b>Career</b>	<b>10-0</b>	<b>1</b>	<b>0</b>	<b>0.0</b>	<b>0</b>	<b>0</b>



**70**

## JON FELICIANO

**OL • 6-5 • 318 • Sr.-3L**  
Davie, Fla. (Western HS)

**2013 ALL-ACC, HONORABLE MENTION (ACSMA)**  
**2014 ALL-ACC, HONORABLE MENTION (ACSMA)**  
**2014 ALL-ACC, HONORABLE MENTION (Coaches)**

**2014 (Senior):** Started all 12 games along offensive line ... Had starts at left guard, right tackle and left tackle ... Honorable mention All-ACC selection by ACSMA ... Served as leader on offensive line that paved way for offense averaging 431.0 yards of total offense, including 179.9 rushing yards, and 29.9 points per game.

**2013 (Junior):** Started all 13 games along offensive line ... Made 10 starts at left guard and two starts at right tackle ... Honorable mention All-ACC selection by ACSMA ... Helped anchor offensive line that paved way for Hurricanes offense that averaged 446.8 yards of total offense and 35.9 points per game.

**2012 (Sophomore):** Started all 12 games at left guard ... Earned All-ACC honorable mention from ACSMA ... Anchored O-line that paved way for third-best passing offense (295.4) and fifth-best total offense (440.2) in ACC ... Recipient of team's Hard Hitter Award ... Earned letter.

**2011 (Redshirt Freshman):** Saw action in 10 games and earned eight starts ... Suffered injury midseason but returned to start two of team's final three games ... Finished with overall grade of 84 percent ... Allowed zero sacks on season ... Earned letter.

**2010 (True Freshman):** Sat out first season at Miami and participated on practice squad, redshirted to retain eligibility.

**High School:** Three-star recruit and No. 19 offensive guard by *Scout.com* ... Rated three-star prospect by *Rivals.com* ... No. 56 prospect on Bill Buchalter's Florida Top 100 state list ... First-team All-Broward by *Sun Sentinel*.



**28**

## NANTAMBU-AKIL FENTRESS

**DB • 5-9 • 200 • Sr.-3L**  
Nashville, Tenn. (The Ensworth School)

**2014 (Senior):** Played in all 12 games, including eight starts at safety ... Totaled 51 tackles (32 solo) with 3.0 TFLs ... Made first career start against Duke, recording three tackles and one TFL ... Registered seven stops (five solo) in start against Cincinnati ... Set career high with nine stops (seven solo) in start against Virginia Tech ... Had five tackles against Florida State ... Recorded second-most tackles (seven) in start against Virginia.

**2013 (Junior):** Played in all 13 games, primarily on special teams ... Saw snaps at defensive back ... Finished with eight tackles - all solo stops ... Recorded tackles in six games ... Registered season-high three tackles in win over Georgia Tech ... Also tallied solo tackles against Florida, Savannah State, USF, UNC and Virginia.

**2012 (Sophomore):** Played in all 12 games, primarily on special teams ... Finished with 14 tackles, including nine solo stops ... Had career-high five stops vs. NC State ... Recorded at least one tackle



## PLAYER PROFILES

in each of final three games ... Had big block that paved way on Duke Johnson's 95-yard kick return for score at Virginia ... Named co-recipient of Albert Bentley Most Valuable Walk-On Award at team's end-of-season banquet ... Earned letter.

**2011 (True Freshman):** Saw action in seven games as special teams ace for Hurricanes ... Registered six tackles on season ... Recorded season-high three tackles against Duke ... Earned letter.

**High School:** Played fullback, running back and linebacker at The Ensworth School ... Elected team captain as senior ... Two-time all-region honoree ... Averaged 5.9 yards per carry senior season ... Lettered in baseball and led team in stolen bases and batting average senior season ... Participated in East-West All-Star Game.

### FENTRESS CAREER STATISTICS

#### DEFENSIVE

YEAR	G-GS	UT	AT	TT	TFL-YDS	QBS-YDS	FF/FR	PBU	INT-YDS
2011	7-0	5	1	6	0.0-0	0.0-0	0/0	0	0-0
2012	12-0	9	5	14	0.0-0	0.0-0	1/0	0	0-0
2013	13-0	9	0	8	0.0-0	0.0-0	0/0	1	0-0
2014	12-8	32	19	51	3.0-16	0.0-0	0/0	0	0-0
Career	44-8	55	25	80	3.0-16	0.0-0	1/0	1	0-0



74

## ERECK FLOWERS

OL • 6-6 • 324 • Jr.-2L  
Miami, Fla. (Norland HS)

**2014 ALL-ACC, SECOND TEAM (ACSMA)**

**2014 ALL-ACC, SECOND TEAM (Coaches)**

**2014 (Junior):** Started 11 games at left tackle, missing just one due to injury ... Second-team All-ACC selection by ACSMA ... Served as leader on offensive line that paved way for offense averaging 431.0 yards of total offense, including 179.9 rushing yards, and 29.9 points per game.

**2013 (Sophomore):** Started all 12 games at left tackle ... One of three offensive linemen to start all 12 games ... Helped anchor offensive line that paved way for Hurricanes offense that averaged 446.8 yards of total offense and 35.9 points per game.

**2012 (True Freshman):** Played in all 12 games at right tackle ... Started first four games ... One of 10 freshmen to start for Canes in 2012 ... Anchored O-line that paved way for third-best passing offense (295.4) and fifth-best total offense (440.2) in ACC ... Earned letter.

**High School:** Ranked four-star prospect at offensive tackle by both *Rivals.com* and *Scout.com* ... Ranked No. 200 regardless of position by *Rivals.com* ... Earned three-star ranking from ESPN ... Went to nearby Miami Norland High School ... Helped lead Vikings to undefeated 2011 season (15-0) and State Class 5A championship victory over Crawfordville Wakulla ... Played for coach Daryle Heidelberg.



55

## FRANK GABRIEL


LS • 6-3 • 215 • Jr.  
Monmouth Beach, N.J. (Red Bank Catholic)

**2014 (Junior):** Served as team's primary longsnapper.

**2013 (Redshirt Freshman):** Did not see any game action ... Member of practice squad.

**2012 (True Freshman):** Did not see any action, redshirted to retain eligibility.

**High School:** Named first team all-state by Asbury Park Press ... Named first team for non-public school by The Star-Ledger.



76

## TAYLOR GADBOIS

OL • 6-8 • 316 • So.-1L  
Dallas, Ga. (Fork Union Military Academy)

**2014 (Sophomore):** Started five games before suffering season-ending injury ... Made career-first start at right tackle in season opener against Louisville ... Had starts at right tackle against FAMU, Arkansas State, Nebraska and Duke.

**2013 (Redshirt Freshman):** Saw action in four games along offensive line ... Part of offensive line that paved way for Hurricanes offense that averaged 446.8 yards of total offense and 35.9 points per game.

**2012 (True Freshman):** Did not see any action, redshirted to retain eligibility.

**High School:** Ranked three-star prospect by *Rivals.com* and *Scout.com* and two-star prospect by ESPN ... Ranked No. 53 offensive tackle in nation by *Scout.com* ... Shined at East Paulding High School ... Spent half-year at Fork Union Military Academy in Fork Union, Va. ... Played for coach John Reid at East Paulding.



67

## ALEX GALL

OL • 6-5 • 305 • So.-1L  
Mason, Ohio (Archbishop Moeller HS)

**2014 (Sophomore):** Made season debut against FAMU ... Missed majority of season due to injury, returning in season finale against Pittsburgh.

**2013 (True Freshman):** Played in 11 games, primarily on special teams on punt coverage ... Also saw snaps along offensive line ... Made collegiate debut in rout of Savannah State ... After not playing in first two games (FAU, Florida), played in final 10 games of season.

**High School:** Coached by John Rodenberg at Archbishop Moeller HS in Cincinnati ... Rated three-star lineman by ESPN, *247Sports.com*, *Rivals.com* and *Scout.com* ... Ranked No. 17 OT nationally by *Scout.com* ... Gall's team won state title ... Earned

## PLAYER PROFILES

first-team All-Greater Cincinnati League honors and was named conference's Offensive Lineman of the Year for second straight season.



13

### MARQUES GAYOT

DB • 6-1 • 205 • Fr.-HS  
Lake Worth, Fla. (Park Vista Community HS)

**2014 (True Freshman):** Served mainly on special teams units during first season... Made career debut at Louisville, did not record any stats...Saw action against FAMU...Played against Arkansas State, mostly on special teams...Saw action against Duke...Recorded first tackle of career against Georgia Tech...Saw action against Virginia Tech.

**High School:** Enrolled in May 2014 ... Attended Al Golden Football Camp ... Played for Brian Dodds at Park Vista HS ... Palm Beach Post All-Area large schools defensive player of the year ... Had four interceptions as senior and returned one for TD ... Also added two TD receptions ... Recorded nine interceptions as freshman ... Had more than 90 career tackles, four sacks, one forced fumble and 13 career interceptions.



5

### JERMAINE GRACE

LB • 6-1 • 212 • So.-1L  
Miami Gardens, Fla. (Miramar HS)

**2014 (Sophomore):** Saw action in all 12 games and ranked second on team with 57 tackles ... Had 34 solo stops, 5.5 TFLs, 3.0 sacks and two fumble recoveries ... Recorded five tackles against FAMU, including four solo ... Ranked second on team with five solo tackles against Duke ... Had game-high eight tackles against Cincinnati, including first career sack ... Ranked second with eight tackles and added one PBU against North Carolina ... Had five tackles and team's only sack against Florida State ... Credited with four tackles against Pittsburgh.


**2013 (True Freshman):** Played in 11 games, primarily on special teams ... Finished season with seven tackles, including three solo stops ... Tallied two tackles in Miami debut vs. FAU ... Led team with five tackles in rout over Savannah State ... Did not play vs. Georgia Tech or Florida State.

**High School:** Four-star LB attended Miramar HS in nearby Miami Gardens, Fla. ... Played at same high school as current Miami Hurricane standouts Tracy Howard, Malcolm Lewis and Ryan Williams ... Rated four-stars by ESPNU, 247Sports.com and Rivals.com ... Ranked No. 11-best LB nationally by ESPNU and No. 17 by Rivals.com ... 2013 Semper Fidelis All-American ... Grace had more than 140 tackles, two interceptions, nine sacks and 20 tackles for losses this past season ... Clocking at 4.50 in 40-yard dash ... Coached by Damon Cogdell at Miramar HS.

## GRACE CAREER STATISTICS

### DEFENSIVE

YEAR	G-GS	UT	AT	TT	TFL-YDS	QBS-YDS	FF/FR	PBU	INT-YDS
2013	11-0	4	4	8	0.0-0	0.0-0	0/0	0	0-0
2014	12-0	34	23	57	5.5-21	3.0-17	0/2	1	0-0
<b>Career</b>	<b>23-0</b>	<b>38</b>	<b>27</b>	<b>65</b>	<b>5.5-21</b>	<b>3.0-17</b>	<b>0/2</b>	<b>1</b>	<b>0-0</b>



32

### TRAYONE GRAY

RB/WR • 6-2 • 215 • Fr.-HS  
Miami, Fla. (Carol City HS)

**2014 (True Freshman):** Made career debut against FAMU, recording 10-yard touchdown on career-first carry...Carried three times for 13 yards against Rattlers...Had two carries for nine yards against Arkansas State...Had one carry against Cincinnati.

**High School:** First-team All-Dade by Miami Herald ... Honorable mention Class 6A All-State ... Was high school QB that rushed for 1,121 yards and 11 TDs as senior, while passing for 807 yards and nine scores ... Coached by Aubrey Hill at Carol City ... Chose Miami over Cincinnati and South Florida.

## GRAY CAREER STATISTICS

### RUSHING

YEAR	G-GS	ATT	YDS	AVG	TD	LG
2014	6-0	6	24	4.0	1	10T
<b>Career</b>	<b>6-0</b>	<b>6</b>	<b>24</b>	<b>4.0</b>	<b>1</b>	<b>10T</b>



37

### LADARIUS GUNTER

DB • 6-2 • 198 • Sr.-2L  
Montgomery, Ala. Fort Scott CC / Jefferson Davis HS

**2014 (Senior):** Started all 12 games at cornerback ... Totaled 26 tackles (19 solo) ... Finished with two interceptions and six PBUs ... Had one tackle and one PBU against Arkansas State ... Recorded three tackles against Nebraska ... Hauled in first interception of season against Duke ... Had 18-yard interception return against Cincinnati ... Recorded two tackles and one PBU against North Carolina .. Had one PBU against Florida State ... Totaled four tackles and one PBU against Virginia ... Added four tackles against Pittsburgh in season finale.

**2013 (Junior):** Played in 12 games, making 12 starts at cornerback ... Missed Pitt game due to injury ... Tallied 40 tackles (30 solo), 2.0 TFLs, forced fumble, three interceptions and six PBUs ... Made four tackles in upset win over No. 12/9 Florida ... First interception of season returned for seven yards in win over Savannah State ... Totaled season-high seven tackles and returned interception 30 yards for TD in win over Georgia Tech ... Named ACC Defensive Player of the Week for Oct. 7 ... Had six solo tackles, pass break-up and returned blocked FG for TD in comeback road win at North Carolina ... Named ACC Specialist of the Week for Oct. 21 ... Registered five tackles in loss at Florida



## PLAYER PROFILES

State ... Had four tackles against Virginia Tech, Duke and Virginia ... Forced fumble in loss vs. Virginia Tech.

**2012 (Sophomore):** Played in all 12 games at defensive back, making five starts ... Had 27 tackles, including 19 solo stops ... Had one tackle in UM debut at Boston College ... Also had 28-yard fumble recovery and turn at BC ... Had at least one tackle in each of final nine games ... Tallied career-best eight tackles - all solo - against North Carolina ... Returned career-first interception 15 yards against Virginia Tech ... Had two PBUs vs. Florida State and three more at Virginia ... Earned letter.

**Junior College:** Ranked three-star prospect at cornerback by *Rivals.com* and two-star prospect by *Scout.com* ... Begins career as junior after two seasons spent with Fort Scott Community College in Fort Scott, Kan. ... Originally hails from Montgomery, Ala., and played for Jefferson Davis High School ... Had 24 tackles through seven games with Fort Scott this past season, including three tackles-for-loss ... Also forced two fumbles and returned interception 100 yards for touchdown ... Played for coach Curtis Horton at Fort Scott.

### GUNTER CAREER STATISTICS

DEFENSIVE									
YEAR	G-GS	UT	AT	TT	TFL-YDS	QBS-YDS	FF/FR	PBU	INT-YDS
2012	12-5	19	8	27	1.0-1	0.0-0	0/2	6	1-15
2013	11-11	30	10	40	2.0-8	0.0-0	1/0	6	3-118
2014	12-12	19	7	26	0.0-0	0.0-0	0/0	6	2-18
<b>Career</b>	<b>36-29</b>	<b>74</b>	<b>25</b>	<b>109</b>	<b>3.0-9</b>	<b>0.0-0</b>	<b>1/2</b>	<b>18</b>	<b>6-151</b>



99

### JELANI HAMILTON

DL • 6-5 • 290 • Jr.-2L  
Fort Lauderdale, Fla. (St. Thomas Aquinas HS)

**2014 (Junior):** Did not see any game action, redshirted to retain eligibility.

**2013 (Sophomore):** Played in three games as reserve defensive lineman ... Saw action against FSU, Savannah State and USF ... Totaled two tackles in season-opening win over FAU ... Added tackle against Savannah State.

**2012 (True Freshman):** Played in five games as reserve along defensive line ... Finished season with six tackles, 1.0 tackle-for-loss and safety ... Made UM debut at Boston College ... Recorded three tackles and 1.0 tackle-for-loss in win over Bethune-Cookman ... Tallied safety in win vs. NC State ... Recorded three tackles in loss at Notre Dame ... Played against USF, but did not record any stats ... Earned letter.

**High School:** Four-star recruit according to *Rivals.com*, *Scout.com* and ESPN ... No. 7 defensive end prospect according to *Rivals.com* as well as No. 20 overall prospect in Florida ... Ranked No. 90 nationally while being compared to Philadelphia Eagles' Trent Cole ... No. 15 defensive end prospect according to *Scout.com* and No. 36 defensive end prospect according to ESPN ... As junior, collected 29 tackles, 7.5 TFL and four sacks for St. Thomas Aquinas High School as they were named national champions ... Played for Coach Rocco Casullo ... Chose UM over LSU, Florida, Florida State and Notre Dame.

### HAMILTON CAREER STATISTICS

DEFENSIVE									
YEAR	G-GS	UT	AT	TT	TFL-YDS	QBS-YDS	FF/FR	PBU	INT-YDS
2012	5-0	2	4	6	1.0-2	0.0-0	0/0	0	0-0
2013	3-0	2	1	3	0.0-0	0.0-0	0/0	0	0-0
<b>Career</b>	<b>8-0</b>	<b>4</b>	<b>5</b>	<b>9</b>	<b>1.0-2</b>	<b>0.0-0</b>	<b>0/0</b>	<b>0</b>	<b>0-0</b>



33

### TRENT HARRIS

DE • 6-2 • 238 • Fr.-HS  
Winter Park, Fla. (Winter Park HS)

**2014 (True Freshman):** Saw action in all 12 games, including one start ... Totaled 15 tackles (nine solo) with 1.0 TFL in first season ... Enrolled in January 2014 ... Made career debut in season opener at Louisville, recording three tackles (two solo)... Added two tackles against FAMU, including career-first TFL (two yards)... Registered three tackles against Arkansas State... Added one tackle against Nebraska... Saw action against Duke and Georgia Tech... Added two tackles against Cincinnati... Had two tackles against Virginia Tech... Saw action against North Carolina, did not record any stats... Did not record any stats in action against Florida State... Added one solo tackle against Virginia... Made first career start against Pittsburgh, finishing with one tackle.

**High School:** First-team All-Dade by Miami Herald ... Honorable mention Class 6A All-State ... Was high school QB that rushed for 1,121 yards and 11 TDs as senior, while passing for 807 yards and nine scores ... Coached by Aubrey Hill at Carol City ... Chose Miami over Cincinnati and South Florida.

### HARRIS CAREER STATISTICS

DEFENSIVE									
YEAR	G-GS	UT	AT	TT	TFL-YDS	QBS-YDS	FF/FR	PBU	INT-YDS
2014	12-1	9	6	15	1.0-2	0.0-0	0/0	0	0-0
<b>Career</b>	<b>12-1</b>	<b>9</b>	<b>6</b>	<b>15</b>	<b>1.0-2</b>	<b>0.0-0</b>	<b>0/0</b>	<b>0</b>	<b>0-0</b>



75

### SEAN HARVEY

OL • 6-4 • 293 • Sr.-2L  
Largo, Fla. (Indian Rock Christian / UCF)

**2014 (Senior):** Saw action largely on special teams.

**2013 (Junior):** Played in 10 games, splitting time on special teams and offensive line ... Saw snaps at tight end ... Made season debut in win over FAU ... Did not record any stats.

**2012 (Redshirt Sophomore):** Played in two games ... Saw action on special teams against Bethune-Cookman and USF ... Did not record any stats.

**2011 (Sophomore):** Participated as a member of scout team.

**Prior to Miami:** Transferred to Miami from UCF.

**High School:** Started both ways all four years at Indian Rock Christian High School in Largo, Fla. ... Led team in tackles with 83 senior year while earning all-county, all-district, and all-league

## PLAYER PROFILES

accolades ... Holds school record for bench press ... Lettered in track, weightlifting and basketball.

MEDIA INFORMATION



### 23 CHRISTOPHER HERNDON IV

TE • 6-4 • 245 • Fr.-HS  
Norcross, Ga. (Norcross HS)

**2014 (True Freshman):** Saw action in two games, did not record any stats ... Had most snaps of season in finale against Pittsburgh.

**High School:** Attended Al Golden Football Camp ... Third-team All-County receiver by Gwinnett Daily Post ... Hauled in 33 catches for 543 yards with six TDs as senior ... Coached by Keith Maloof at Norcross ... Led Norcross to Georgia Class 6A State Championship in 2013 ... Chose Miami over Auburn and Mississippi State.



### 93 CALVIN HEURTELOU

DL • 6-3 • 315 • Jr.-JC  
Spring Valley, N.Y. (Scottsdale C.C.)

**2014 (Junior):** Saw action in all 12 games, including 11 starts ... Totaled 22 tackles (six solo) and added one fumble recovery ... Made career-first start in season opener at Louisville, did not record any stats...Made second consecutive start against FAMU, recording four tackles (two solo)...Recorded one tackle in start against Arkansas State...Added one tackle in start against Nebraska...Did not record any stats in start against Duke...Had one tackle against Georgia Tech...Had two tackles in start against Cincinnati...Registered two tackles in start against Virginia Tech... Added two tackles in start against North Carolina...Had first career fumble recovery in start against Florida State...Recorded three tackles in start against Virginia...Credited with career-high six tackles in start against Pittsburgh.

**Prior to Miami:** Enrolled in January 2014 ... Coached by Andrew Delva at Spring Valley HS ... Spent post-grad year at Trinity-Pawling School in New York ... As sophomore at Scottsdale in 2013, posted 59 tackles with four sacks and two fumble recoveries ... Chose Miami over offers from Auburn, Tennessee, Missouri, Nebraska, Arizona State, Washington, Wisconsin and Rutgers.

#### HEURTELOU CAREER STATISTICS

DEFENSIVE										
YEAR	G-GS	UT	AT	TT	TFL-YDS	QBS-YDS	FF/FR	PBU	INT-YDS	
2014	12-11	6	16	22	0.0-0	0.0-0	0/1	0	0-0	
<b>Career</b>	<b>12-11</b>	<b>6</b>	<b>16</b>	<b>22</b>	<b>0.0-0</b>	<b>0.0-0</b>	<b>0/1</b>	<b>0</b>	<b>0-0</b>	



### 3 TRACY HOWARD

DB • 5-11 • 188 • Jr.-2L  
Miramar, Fla. (Miramar)

**2013 ALL-ACC, HONORABLE MENTION (ACSMA)**

**2014 (Junior):** Saw action in all 12 games ... Totaled 20 tackles (16 solo) with one interception and one PBU ... Recorded three tackles and one PBU against Arkansas State ... Recorded first interception of season against Nebraska ... Added four tackles and forced first fumble of season against Virginia Tech ... Had three tackles against North Carolina.

**2013 (Sophomore):** Played in all 13 games, making 12 starts at defensive back ... Recorded 32 tackles and team-leading four interceptions ... Tallied three tackles and career-first interception in upset win over No. 12/9 Florida ... Made three tackles and 0.5 TFL in home win over Georgia Tech ... Intercepted two passes in comeback road win at North Carolina ... Registered four tackles in loss at No. 3 Florida State ... Made career-high six tackles in home loss to Virginia Tech ... Added four tackles in road loss at Duke ... Fourth INT of season came on first play of game in home win over Virginia ... Picked off pass and returned it 19 yards for career-first TD ... Made five tackles in road win at Pitt ... Named honorable mention All-ACC by ACSMA.

**2012 (True Freshman):** Played in all 12 games at defensive back and on special teams, making one start ... Finished season with 17 tackles and four pass break-ups ... Posted at least one tackle in nine games ... Had one tackle at Boston College in UM debut ... Tallied three solo stops in win over Virginia Tech ... Added three tackles and one PBU in road loss at Virginia ... In career-first start, had four tackles and two PBUs in win at Duke ... Earned letter.

**High School:** Rated five-star recruit by *Rivals.com* and *Scout.com* ... Rated as four-star recruit by ESPN ... No. 1 cornerback prospect, No. 3 overall prospect in Florida and No. 18 on ESPNU150 according to ESPN ... No. 1 cornerback prospect, No. 3 overall prospect in state of Florida and No. 13 overall prospect in nation by *Rivals.com* ... 2012 U.S. Army All-American Game selection ... Made more than 50 stops and had 10 interceptions as senior ... During junior season, amassed 45 tackles, four interceptions and forced fumble ... As sophomore at Miramar, registered 81 tackles and four interceptions ... Named to Super Southeast 120 by *Mobile (Ala.) Press-Register* ... One of Top 25 senior players in Broward County, Fla., according to *Miami Herald* ... Top player in Broward County according to *Sun-Sentinel* ... Named one of 50 best prospects in state of Florida by *Gainesville (Fla.) Sun* ... Team won state Class 6A championship sophomore season ... Coached by Damon Cogdale ... Chose UM over USC, Florida and Florida State.

#### HOWARD CAREER STATISTICS

DEFENSIVE										
YEAR	G-GS	UT	AT	TT	TFL-YDS	QBS-YDS	FF/FR	PBU	INT-YDS	
2012	12-1	10	7	17	0.0-0	0.0-0	0/0	4	0-0	
2013	13-12	22	13	35	1.0-1	0.0-0	1/0	1	4-55	
2014	12-0	16	4	20	0.0-0	0.0-0	1/0	1	1-0	
<b>Career</b>	<b>37-13</b>	<b>48</b>	<b>24</b>	<b>72</b>	<b>1.0-1</b>	<b>0.0-0</b>	<b>2/0</b>	<b>6</b>	<b>5-55</b>	



## PLAYER PROFILES



### 63 DANNY ISIDORA

OL • 6-4 • 318 • So.-1L  
Weston, Fla. (Cypress Bay HS)

**2014 (Sophomore):** Started all 12 games at right guard ... Served as leader on offensive line that paved way for offense averaged 431.0 yards of total offense, including 179.9 rushing yards, and 29.9 points per game.

**2013 (Redshirt Freshman):** Sidelined first 10 games of season with foot injury ... Made collegiate debut in home finale vs. Virginia ... Also saw snaps along offensive line in road win at Pitt.

**2012 (True Freshman):** Did not see any action, redshirted to retain eligibility.

**High School:** Four-star recruit according to ESPN and three-star recruit according to *Rivals.com* and *Scout.com* ... No. 13 offensive guard prospect and No. 39 overall prospect in Florida according to ESPN ... No. 14 offensive guard prospect and No. 53 overall prospect in Florida according to *Rivals.com* as well as No. 51 offensive guard prospect on *Scout.com* ... Attended Al Golden Football Camp ... Played for coach Mark Guandolo at Cypress Bay ... Chose UM over Wisconsin and Florida State.



### 44 DEMETRIUS JACKSON

DE • 6-5 • 240 • Fr.-HS  
Miami, Fla. (Booker T. Washington HS)

**2014 (True Freshman):** Did not see any game action, redshirted to retain eligibility.

**High School:** Enrolled in May 2014 ... Named 2014 Dade Male Athlete of the Year by Miami Herald ... First-team All-Dade by Miami Herald ... Named second-team Class 4A All-State ... Recorded 68 tackles, 12.0 sacks and 13 QB hurries as senior for Booker T. Washington ... Coached by Tim "Ice" Harris at Booker T. Washington ... Led Booker T. Washington to Florida Class 4A State Championship in 2013.



### 92 COURTEL JENKINS

DT • 6-1 • 315 • Fr.-HS  
Wayne, N.J. (DePaul Catholic HS)

**2014 (True Freshman):** Saw action in 11 games, totaling 14 tackles (seven solo) ... Made career debut in season opener at Louisville, recording four tackles (one solo)...Saw action against FAMU, recording one tackle...Tied career high with four tackles against Arkansas State...Added one tackle against Nebraska...Saw action against Duke, did not record any stats...Had two tackles in action against Cincinnati...Saw action against Virginia Tech... Added two tackles against North Carolina...Saw action against Florida State...Did not record any stats in action against Virginia.

**High School:** Attended Al Golden Football Camp ... All-Non Public first-team selection by NJ.com ... Second-team all-state selection ... Played senior season at DePaul after transferring from Jersey City St. Anthony's ... As junior at St. Anthony's, led team to first-ever state playoff win ... Had 11 sacks and 60 tackles as junior ... Coached by John McKenna at DePaul Catholic.

### COURTEL JENKINS CAREER STATISTICS

DEFENSIVE									
YEAR	G-GS	UT	AT	TT	TFL-YDS	QBS-YDS	FF/FR	PBU	INT-YDS
2014	11-0	7	7	14	0.0-0	0.0-0	0/0	0	0-0
Career	11-0	7	7	14	0.0-0	0.0-0	0/0	0	0-0



### 26 RAYSHAWN JENKINS

DB • 6-1 • 202 • Jr.-2L  
St. Petersburg, Fla. (Admiral Farragut HS)

**2014 (Junior):** Redshirted season after preseason surgery.

**2013 (Sophomore):** Played in all 12 games, starting 11 at safety ... Ranks fourth on team with 44 total tackles, making 29 solo stops ... Ranks second on team with three interceptions ... Tallied pair of tackles in season opener vs. FAU ... Recorded second career INT in upset win over No. 12/9 Florida ... Tallied four tackles and PBU in road win at USF... Recorded second interception of season, PBU and three tackles against Georgia Tech ... Had four tackles in comeback road win at UNC ... Registered four tackles with PBU in comeback win over Wake Forest ... Registered third interception of season in loss at Florida State ... Had five solo stops in loss to Virginia Tech ... Season-high seven tackles in win over Virginia ... Had six tackles in road win at Pitt.

**2012 (True Freshman):** Played in 10 games at defensive back, making two starts ... Finished with 27 tackles, one INT and three pass break-ups ... Made UM debut in road win at Boston College ... Tallied four solo stops in home win vs. Virginia Tech ... Recorded career-best eight tackles (seven solo) in road loss at Virginia ... Career-first start came against USF, finishing with 7 tackles and career-first INT ... Made four tackles and three PBUs in second start at Duke ... Earned letter.

**High School:** Three-star recruit by *Rivals.com*, *Scout.com* and ESPN ... Rated as No. 27 safety prospect by *Rivals.com* and No. 40 according to ESPN ... Played multiple positions at Admiral Farragut Academy in St. Petersburg, Fla., including quarterback, wide receiver, running back and defensive back ... Saw action in only seven games as senior, after being sidelined by injury ... As junior, threw for 824 yards on 48-of-72 passing with 10 touchdowns and one interception, while rushing 83 times for 647 yards and seven touchdowns and zero fumbles ... Also caught one pass for 23-yard score ... On defense had three interceptions, 15 tackles with one for loss, and eight passes defended and also had four sacks and one forced fumble ... Ran track for Admiral Farragut and was named Athlete of the Year after winning state Class A title in 110-meter hurdles and placing second in 300-meter hurdles ... Attended Al Golden Football Camp ... Football coach was Chris Miller ... Chose UM over Florida State and Alabama.

# PLAYER PROFILES

## RAYSHAWN JENKINS CAREER STATISTICS

DEFENSIVE										
YEAR	G-GS	UT	AT	TT	TFL-YDS	QBS-YDS	FF/FR	PBU	INT-YDS	
2012	10-2	19	8	27	0.0-0	0.0-0	0/0	3	1-0	
2013	12-11	29	15	44	1.0-2	0.0-0	0/0	5	3-22	
Career	22-13	48	23	71	1.0-2	0.0-0	0/0	8	4-22	

MEDIA INFORMATION



## 8 DUKE JOHNSON

**RB • 5-9 • 206 • Jr.-2L**  
**Miami, Fla. (Norland HS)**

- 2014 Brian Piccolo Award Winner
- 2014 ALL-ACC, FIRST TEAM (ACSMA)
- 2014 ALL-ACC FIRST TEAM (Coaches)
- 2013 ALL-ACC, SECOND TEAM (ACSMA)

**2014 (Junior):** Delivered one of the best individual seasons in Miami program history ... Became all-time leading rusher in history with 1,520 rushing yards, moving him past Ottis Anderson for No. 1 all time with 3,387 yards ... Earned first-team All-ACC recognition from ACSMA ... Averaged 7.0 yards per carry and scored 10 rushing touchdowns ... Added 370 receiving yards on 33 catches with three receiving touchdowns ... Made season debut at Louisville, recording 20 carries for 90 yards... Moved into top 10 all-time rushing yards in program history with performance...Long run against Cardinals was 24 yards... Added 10-yard reception against Louisville...Became ninth back in program history to top 2,000 career career yards with 97 yards against FAMU...Registered season-long 55-yard run against Rattlers...Jumped to eighth place in program history in rushing yards with 90 against Arkansas State...Scored second TD of season against Red Wolves...Moved to sixth place in Miami history with 93 yards against Nebraska on 18 carries, including third touchdown of season...Added career-high 84 receiving yards on five receptions...Recorded first 100-yard rushing performance of season against Duke, totaling 155 yards on 25 carries... Scored seven-yard rushing touchdown against Blue Devils... Had 100 yards on 14 carries against Georgia Tech...Recorded 24-yard touchdown run in first quarter against Yellow Jackets... Added three catches for 52 yards against Jackets...Totaled 162 yards on just 10 carries in start against Cincinnati, including career-long 80-yard touchdown run...Added four catches against Bearcats...Ran for career-high 249 yards on 29 carries in start against Virginia Tech, tied for the third-best single-game mark in program history...Recorded touchdown run of 24 yards and touchdown catch of 22 yards against Hokies...Moved into second place in program history with 177 rushing yards against North Carolina...Totaled three touchdowns against Tar Heels: runs of 1 and 90 yards, and receiving touchdown of 37 yards...90-yard touchdown run tied longest running play from scrimmage in program history...Had 130 yards on 27 carries against Florida State, including 1-yard touchdown run...Added four catches for 37 yards against Seminoles...Had 88 yards on 14 carries in start against Virginia...Totaled 44 receiving yards on five catches against Cavaliers...Became all-time leader rusher in program history in start against Pittsburgh, totaling 89 yards on 18 carries... Added 17-yard touchdown catch against Panthers.

**2013 (Sophomore):** Played in eight games at running back and kick returner, making seven starts ... Second-team All-ACC by

ACSMA ... Rushed for 920 yards and 6 TDs in eight games ... Had 14 kick returns for 396 yards ... Averaged 174.1 all-purpose yards per game before suffering season-ending ankle injury in loss at Florida State ... Rushed for career-high 186 yards on 19 carries in season opener against FAU ... Notched seventh 200+ all-purpose yard game of career ... Marked fifth career 100-yard rushing game ... Surpassed 1,000 career rushing yards, becoming 39th 1,000 yard rusher in school history ... Recorded 21 carries, 59 yards and TD in upset win over No. 12/9 Florida ... Matched career-long with 95-yard kick return against Savannah State ... Rushed for 84 yards and TD on 14 carries at USF ... Rushed 184 yards on 22 carries in win over Georgia Tech ...Had 300+ all-purpose yards for second time in career (325) ... Named ACC Specialist of the Week for his performance vs. Georgia Tech ... Rushed eight times for 87 yards in comeback road win at UNC ... Rushed for 169 yards on career-high 30 carries and two fourth-quarter TDs in comeback win over Wake Forest ... Named ACC Offensive Back of the Week ... Rushed for 97 yards in loss at Florida State ... Suffered fractured ankle against Seminoles and missed remainder of 2013 season ...In FSU loss, passed Eddie Dunn for 15th place on Miami's all-time rushing list ... One of 15 running backs in program history with 1,800+ rushing yards ... Is 133 yards shy of becoming 10th 2,000-yard rusher in program history.

**2012 (True Freshman):** Played in all 12 games at running back and kick returner, making five starts ... Enjoyed arguably greatest freshman season in Miami history, rushing for freshman-record 947 yards and 10 TDs ... Set UM single-season record with 892 kick return yards and 2 TDs ... Amassed 2,060 all-purpose yards - second-most in program history ... Second-team All-America by Walter Camp Football Foundation, third-team All-America by CBSSports.com, honorable mention All-America by Sports Illustrated ... Tabbed Freshman All-American at kick returner by FWAA ... First-team Freshman All-America as kick returner by Phil Steele ... Second-team Freshman All-America as running back by CollegeFootballNews.com and Phil Steele ... CBSSports.com All-Freshman ... Voted ACC Overall and Offensive Rookie of the Year by ACSMA and league coaches ... Sporting News ACC Freshman of the Year ... Second-team All-ACC running back by ACSMA, league coaches and Phil Steele ... Second-team All-ACC specialist by ACSMA ... Also garnered All-ACC honors from CBSSports.com (kick returner) and Phil Steele (first-team KR) ... Six games with 200+ all-purpose yards ... Four 100-yard rushing games ... League-best five-time ACC Rookie of the Week honoree in 2012 ... Burst onto college scene in season opener with 135 rushing yards and 2 TDs on seven carries in road win at Boston College ... Named ACC Rookie of the Week for Sept. 4 ... Amassed then-career-high 246 all-purpose yards and 4 TDs in home win vs. Bethune-Cookman in career-first start ... Rushed for 2 TDs, caught another and had 95-yard kick return for score vs. B-CU ... Named ACC Rookie of the Week for Sept. 17 ... Finished season three 100-yard rushing outings over final four games ... Rushed for 100 yards, TD and ended with 217 all-purpose yards vs. Virginia Tech ... Named ACC Rookie of the Week for Nov. 5 ... Set Miami single-game and ACC freshman all-purpose record with 368 yards at Virginia ... Rushed for 150 yards on 16 carries and had four returns for career-best 214 yards and TD ... Also threw 8-yard TD pass - career-first college pass attempt ... Named ACC Rookie of the Week for Nov. 12 ... Closed freshman campaign with career-high 176 rushing yards and 3 rushing TDs in win at Duke ... Named ACC Rookie of the Week for Nov. 26 ... Recipient of Special Teams Player of the Year Award at team's end-of-season banquet ... Earned letter.

**High School:** Five-star recruit by *Rivals.com* and *Scout.com* ... Rated as No. 1 running back prospect and No. 30 overall prospect



## PLAYER PROFILES

in nation while being compared to Tennessee Titans' Chris Johnson according to *Rivals.com* ... No. 5 running back prospect according to *Scout.com*, No. 10 running back prospect and No. 48 on ESPN150 list ... Played in 2012 Under Armour All-American game ... As sophomore at Miami Norland, ran for 1,540 yards and 25 touchdowns ... During senior year, compiled 1,957 rushing yards and 29 touchdowns, 14 receptions for 232 receiving yards and three touchdowns, three kickoff returns and one punt return for scores ... Led Miami Norland to 14-0 finish and state Class 5A championship ... Coached at Norland by Daryle Heidelberg.

### DUKE JOHNSON CAREER STATISTICS

#### RUSHING

YEAR	G-GS	ATT	YDS	AVG	TD	LG
2012	12-5	139	947	6.8	10	65
2013	8-7	145	920	6.3	6	59
2014	12-12	218	1,520	7.0	10	90T
<b>Career</b>	<b>32-24</b>	<b>512</b>	<b>3,387</b>	<b>6.6</b>	<b>26</b>	<b>90</b>

#### RECEIVING

YEAR	G-GS	REC	YDS	AVG	TD	LG
2012	12-5	27	221	8.2	1	50
2013	8-7	4	77	19.2	0	38
2014	12-12	33	370	11.2	3	37T
<b>Career</b>	<b>32-24</b>	<b>64</b>	<b>668</b>	<b>10.4</b>	<b>4</b>	<b>50</b>

#### KICK RETURNS

YEAR	G-GS	RET	YDS	AVG	TD	LG
2012	12-5	27	892	33.0	2	95
2013	8-7	14	396	28.3	0	95
<b>Career</b>	<b>20-12</b>	<b>41</b>	<b>1,288</b>	<b>31.8</b>	<b>2</b>	<b>95</b>



## 17 D'MAURI JONES

**WR • 6-4 • 196 • So.-1L**  
**Leesburg, Fla. (Leesburg)**

**2014 (Sophomore):** Recorded first career catch against FAMU.

**2013 (Redshirt Freshman):** Played in four games as reserve receiver, did not record any stats ... Saw snaps against FAU, Savannah State, USF and Virginia.

**2012 (True Freshman):** Did not see any action, redshirted.

**High School:** Three-star recruit according to *Rivals.com* and ESPN ... No. 54 wide receiver prospect according to ESPN and No. 92 according to *Rivals.com* ... Helped lead team to state title as senior ... Had 41 catches and 10 touchdowns in 2011 ... Team captain in both junior and senior years ... Earned all-state honors ... As junior at Leesburg High School, caught 40 passes for 544 yards and 12 touchdowns ... Also played basketball for Leesburg, averaging 15 points per game ... Attended AI Golden Football Camp ... Coached by Randy Trivers.



## 15 BRAD KAAYA

**QB • 6-4 • 209 • Fr.-HS**  
**West Hills, Calif. (Chaminade College Prep)**

**2014 ACC ROOKIE OF THE YEAR (ACSMA)**

**2014 ACC ROOKIE OF THE YEAR (Coaches)**

**2014 ALL-ACC, HONORABLE MENTION (ACSMA)**

**2014 TRUE FRESHMAN ALL-AMERICA (247 Sports)**

**2014 (True Freshman):** Named starting quarterback during fall training camp and delivered sparkling first season as true freshman... Named ACC Rookie of the Year and Offensive Rookie of the Year by both ASCMA and Coaches... Totaled 2,962 passing yards on 202-for-345 passing with 25 touchdowns compared to just 11 interceptions ... Tied Vinny Testaverde and Bernie Kosar for fourth-most touchdowns in single season (25) ... Had stretch of 90 consecutive pass attempts without INT ... Threw at least one touchdown in every game ... Threw for 179 yards and one touchdown against Louisville, completing 17 of 29 pass attempts...Tossed two touchdowns against FAMU, totaling 177 passing yards...Connected on 32-yard touchdown pass against Rattlers...Had breakout day against Arkansas State, setting UM true freshman record with 342 passing yards... Tossed four touchdowns against Red Wolves, including two of 63 yards each...Broke own true freshman record with 359 passing yards at Nebraska, including three touchdown passes to three different players...Finished 20-for-34 for 223 yards including two touchdowns in win over Duke...Totaled 245 yards against Georgia Tech, finishing 16-for-25 with one touchdown...Finished 17-for-24 for 286 yards with three touchdowns and zero interceptions in start against Cincinnati...Completed career-long 79-yard touchdown pass in win over Bearcats...Finished with 92 passing yards, one passing touchdown and zero interceptions in win over Virginia Tech...Tossed for 189 yards and three touchdowns with zero interceptions in win over North Carolina...Had third 300-yard game of career against Florida State, finishing with 304 yards and two touchdowns...Totaled 263 yards on 20-for-33 passing, including 47-yard touchdown pass...Had 296 passing yards and two touchdown passes in start against Pittsburgh, including 51-yard touchdown connection.

**High School:** Enrolled in May 2014 ... Played in Semper Fidelis All-American Bowl ... Attended AI Golden Football Camp ... Invited to "The Opening", all-star summer prospect camp held on Nike Campus ... First-team California Division II All-State selection ... Named to 2013 Los Angeles Daily News All-Area team ... Also named Los Angeles Daily News All-Area Player of the Year ... Was 23-3 as starter at Chaminade ... Threw for school-record 3,855 yards and 27 TDs as senior ... Finished career with 5,730 yards and 40 TDs in two seasons ... Led Chaminade HS to California Division II State Championship in 2013 ... Coached by Ed Croson at Chaminade..

### KAAYA CAREER STATISTICS

#### PASSING

YEAR	G-GS	CMP	ATT	YDS	PCT	TD	INT	LG
2014	12-12	202	345	2,962	58.5	25	11	79
<b>Career</b>	<b>12-12</b>	<b>202</b>	<b>345</b>	<b>2,062</b>	<b>58.5</b>	<b>25</b>	<b>11</b>	<b>79</b>



## PLAYER PROFILES



### 47 UFOMBA KAMALU

DL • 6-6 • 295 • R Jr.-1L  
Fayetteville, Ga. (Butler CC / Starr's Mill HS)

**2014 (Junior):** Saw action in all 12 games, including two starts ... Totaled 32 tackles (20 solo) ... Had 4.0 TFLs and 3.5 sacks ... Added two PBUs ... Saw action in season opener at Louisville, recording four tackles (three solo)...Recorded first sack of season against Cardinals, resulting in loss of eight yards...Registered one tackle against FAMU...Had first multi-sack game of career (2.0) against Arkansas State...Added five tackles against Nebraska...Had two PBU's against Duke...Set career high with six tackles (five solo) in first career start against Georgia Tech...Added one tackle against Cincinnati...Registered five stops against Virginia Tech...Totaled three tackles, one half-sack and one TFL against North Carolina... Added two tackles against Florida State...Had one tackle against Virginia...Credited with one tackle against Pittsburgh.

**2013 (Sophomore):** Played in eight games along defensive line ... Recorded 10 tackles, 3.5 tackles-for-loss and 3.5 sacks ... Made Miami debut in season-opening win over FAU, tallying one tackle and a half sack ... Recorded season-high two tackles four times - Savannah State, Duke, Virginia and Pitt ... Registered sacks against Savannah State, Duke and Pitt.

**Junior College:** Listed as 3-star defensive tackle by ESPNU and 247Sports.com ... Rated as No. 9-best JUCO DT and No. 87 overall JUCO prospect by 247Sports.com ... Recorded 54 tackles, 7.5 sacks and 14 tackles-for-loss as sophomore in 2012 at Butler CC ... Added three forced fumbles, four fumble recoveries ... Played for head coach Troy Morrell at Butler CC in El Dorado, Kan.

### KAMALU CAREER STATISTICS

DEFENSIVE									
YEAR	G-GS	UT	AT	TT	TFL-YDS	QBS-YDS	FF/FR	PBU	INT-YDS
2013	9-0	5	8	13	3.5-25	3.5-25	0/0	0	0-0
2014	12-2	20	12	32	4.0-22	3.5-19	0/0	2	0-0
<b>Career</b>	<b>21-2</b>	<b>25</b>	<b>20</b>	<b>45</b>	<b>7.5-47</b>	<b>7.0-44</b>	<b>0/0</b>	<b>2</b>	<b>0-0</b>



### 87 GARRETT KIDD

WR • 6-2 • 188 • So.-1L  
Midland, Mich. (Herbert Henry Dow HS)

**2014 (Junior):** Saw action largely on special teams.

**2013 (Sophomore):** Played in five games, mostly on special teams ... Has one catch, four tackles and one fumble recovery ... Made season debut against Savannah State, recording one catch for 11 yards ... Also had two tackles on special teams against Tigers ... Added two tackles and recovered fumble on opening kickoff at Pitt.

**2012 (Redshirt Freshman):** Played in seven games, mostly on special teams ... Made Miami debut at Georgia Tech ... Recorded career-first reception - a 2-yard grab - vs. USF ...Earned letter.

**2011 (True Freshman):** Sat out first season at Miami and participated on practice squad, redshirted to retain eligibility ...

Earned Scout Team Player of the Week honors two times, heading into games against Virginia and Florida State.

**High School:** Two-time second-team All-Saginaw Valley selection ... Led Dow High School to district championship ... Also lettered two years in lacrosse, taking home Most Valuable Player honors in 2010.

### KIDD CAREER STATISTICS

#### RECEIVING

YEAR	G-GS	REC	YDS	AVG	TD	LG
2012	7-0	1	2	2.0	0	2
2013	5-0	1	11	11.0	0	11
<b>Career</b>	<b>12-0</b>	<b>2</b>	<b>13</b>	<b>6.5</b>	<b>0</b>	<b>11</b>



### 90 COREY KING

DL • 6-1 • 195 • So.-1L  
Boca Raton, Fla. (West Boca Raton HS)

**2014 (Junior):** Saw action largely on special teams.

**2013 (Sophomore):** Played in three games as reserve along defensive line ... Made season debut in rout of Savannah State ... Recorded lone tackle of season against Tigers ... Also saw action in road wins at USF and North Carolina.

**2012 (Redshirt Freshman):** Played in nine games, making one start ... Tallied 13 tackles, including six solo stops ... Made Miami debut in third game against Bethune-Cookman, making two stops ... Had season-high three tackles against Notre Dame and USF ... Made career-first start against Notre Dame ... Earned letter.

**2011 (True Freshman):** Sat out first season at Miami, redshirted to retain eligibility

**High School:** Recorded 56 tackles, seven sacks, three forced fumbles and one interception during senior campaign ... Selected to national team at Outback Bowl, annual South Florida high school football all-star game ... Named All-Area for Palm Beach County ... Started varsity as sophomore and led West Boca Raton HS to record fourth-round playoff berth ... Played for coach Willie Dodaro at West Boca ... Also lettered in track ... Bench presses 400 pounds.

### KING CAREER STATISTICS

#### DEFENSIVE

YEAR	G-GS	UT	AT	TT	TFL-YDS	QBS-YDS	FF/FR	PBU	INT-YDS
2012	9-1	6	7	13	0.0-0	0.0-0	0/0	0	0-0
2013	3-0	0	1	1	0.0-0	0.0-0	0/0	0	0-0
<b>Career</b>	<b>12-1</b>	<b>6</b>	<b>8</b>	<b>14</b>	<b>0.0-0</b>	<b>0.0-0</b>	<b>0/0</b>	<b>0</b>	<b>0-0</b>



## PLAYER PROFILES



### 56 RAPHAEL KIRBY

LB • 6-1 • 238 • Jr.-2L  
Stone Mountain, Ga. (Stephenson HS)

**2014 (Junior):** Started all 12 games at linebacker ... Totaled 50 stops (27 solo) with 3.5 TFLs ... Added two forced fumbles, one fumble recovery, one PBU and two interceptions ... Made career-first start in season opener at Louisville, matching then-career high with five tackles...Recorded career-first fumble recovery against Cardinals...Made second consecutive start against FAMU, recording two tackles...Recorded first career interception on fake punt attempt in start against Arkansas State...Tied for the team lead and set career high with seven tackles in start against Nebraska...Added team-high six tackles (four solo) and one TFL in start against Duke...Had three solo tackles in start against Georgia Tech...Had three tackles and second interception of season in start against Cincinnati, returning it for 10 yards... Added four tackles including one TFL in start against Virginia Tech...Recorded two tackles in start against North Carolina... Added five tackles, one TFL, one forced fumble and one PBU in start against Florida State...Had five tackles (three solo) and 0.5 TFL in start against Virginia...Credited with six tackles and one forced fumble in start against Pittsburgh.

**2013 (Sophomore):** Appeared in all 12 games, mostly on special teams ... Tallied eight tackles - seven solo - with 2.5 tackles-for-loss and one sack ... Recorded season-high four tackles with 2.5 TFLs and one sack in road win at USF ... Added two tackles vs. Virginia ... Had tackle and PBU in road win at Pitt.

**2012 (True Freshman):** Played in seven games on special teams and as reserve linebacker ... Tallied 16 tackles, including nine solo stops ... Made Miami debut at Notre Dame ... Recorded season-high five tackles against Irish ... Added four tackles against North Carolina and USF ... Earned letter.

**High School:** Four-star prospect at outside linebacker by all three major scouting entities: ESPN, *Rivals.com* and *Scout.com* ... Earned positional ranking of No. 4 and overall national ranking of No. 89 regardless of position by *Rivals.com* ... Has earned praise for hitting ability and strength ... Transferred from Parkview HS to Stephenson HS for senior season ... As sophomore at Parkview collected 93 tackles, two interceptions, three forced fumbles and two sacks ... Had 120 tackles, 21 tackles-for-loss and three sacks as junior at Parkview ... Finished senior campaign with 121 tackles, 18.5 sacks and 23 tackles-for-loss at Stephenson ... Was selected for 2012 U.S. Army All-American Bowl ... Named to 2011 Super Southeast 120 by *Mobile Press-Register* ... Was coached by Ron Gartrell at Stephenson High School ... Chose UM over Georgia, Florida, Stanford and USC.

### KIRBY CAREER STATISTICS

DEFENSIVE									
YEAR	G-GS	UT	AT	TT	TFL-YDS	QBS-YDS	FF/FR	PBU	INT-YDS
2012	7-0	9	7	16	0.0-0	0.0-0	0/0	0	0-0
2013	12-0	7	1	8	2.5-5	1.0-3	0/0	1	0-0
2014	12-12	27	23	50	3.5-5	0.0-0	2/1	1	2-11
<b>Career</b>	<b>32-12</b>	<b>44</b>	<b>32</b>	<b>76</b>	<b>6.0-10</b>	<b>1.0-3</b>	<b>2/1</b>	<b>1</b>	<b>2-11</b>



### 68 NICK LINDER

OL • 6-3 • 290 • Fr.-HS  
Ft. Lauderdale, Fla. (St. Thomas Aquinas)

**2014 (True Freshman):** Saw action in six games, including four starts at left guard ... Made career debut against FAMU...Saw time on offensive line against Duke, helping lead way to 426-yard performance...Made first start of career at left guard against Georgia Tech...Started at left guard against Cincinnati, helping offense finish with 621 total yards...Helped guide offense to 456-yard performance in road win over Virginia Tech, making third straight start at left guard...Started at left guard against North Carolina, paving way for 494 total yards and 295 rushing yards.

**High School:** Attended Al Golden Football Camp ... Participated in Under Armour All-American Game ... First-team Class 7A All-State selection ... Named first-team All-Broward by Miami Herald and Sun-Sentinel ... Brother of former Miami Hurricanes offensive lineman Brandon Linder ... Coached by Rocco Casullo at St. Thomas Aquinas ... Posted 4.0 GPA at St. Thomas Aquinas HS.



### 9 MALCOLM LEWIS

WR • 6-0 • 189 • RSo.-2L  
Miramar, Fla. (Miramar HS)

**2014 (Junior):** Saw action in all 12 games, including six starts ... Totaled 192 yards on 23 catches with one touchdown ... Started in season opener at Louisville...Recorded first two catches of season against FAMU, totaling 25 yards with long of 16...Caught three passes in start against Arkansas State, totaling 11 yards...Set career high with five catches against Nebraska, including second touchdown of career...Totaled 40 yards against Cornhuskers... Hauled in four passes for 28 yards against Duke...Had two catches for 30 yards against Georgia Tech, including long of 24...Had one catch for six yards against Cincinnati...Added one catch in start against Virginia Tech...Had one reception against Florida State... Totaled 15 yards on two receptions against Virginia...Recorded 33 yards on two receptions against Pittsburgh.

**2013 (Sophomore):** Played in 10 games at receiver, making two starts ... Also saw action on special teams ... Finished with seven catches for 71 yards ... Made season debut in opening win over FAU, did not record any stats ... Was first game since season-ending ankle injury in September 2012 at Georgia Tech ... Had one reception for nine yards in rout over Savannah State ... Added one catch for seven yards in road win at UNC ... Had two catches for 18 yards in home win over Wake Forest ... Recorded two catches for season-high 27 yards in road loss at Duke.

**2012 (True Freshman):** Played four games at receiver, making one start ... Season ended after dislocating left ankle at Georgia Tech ... Caught four passes for season-high 42 yards and TD in season-opening road win at Boston College ... Made career-first start against Bethune-Cookman ... Earned letter.

**High School:** Four-star recruit according to *Rivals.com* and

## PLAYER PROFILES

ESPN ... No. 18 wide receiver prospect and No. 29 overall recruit in Florida according to ESPN ... Rated as No. 29 wide receiver prospect and No. 32 overall recruit in Florida by *Rivals.com* while being compared to Arizona Cardinals' Steve Breaston ... Captained team as senior ... Had 48 catches for 716 yards and seven touchdowns in 2011 ... Collected 1,010 all-purpose yards ... Named first-team All-Broward ... As junior at Miramar HS, caught 32 passes for 572 yards and five touchdowns ... Coached by Damon Cogdale ... Chose UM over Florida State.

### LEWIS CAREER STATISTICS

#### RECEIVING

YEAR	G-GS	REC	YDS	AVG	TD	LG
2012	4-1	8	73	9.1	1	18
2013	10-2	7	71	10.1	0	25
2014	12-6	23	192	8.3	1	24
Career	27-9	38	336	8.8	2	25



**17**  
**TYRIQ McCORD**

**LB • 6-3 • 248 • Jr.-2L**  
**Tampa, Fla. (Jefferson HS)**

**2014 (Junior):** Saw action in all 12 games, including 11 starts at defensive end ... Totaled 43 tackles (23 solo), 5.5 TFLs, 2.0 sacks, one forced fumble, one fumble recovery and two PBUs ... Added third career interception, returning it for touchdown ... Made career-first start in season opener at Louisville, recording four solo tackles...Made second consecutive start against FAMU, totaling three tackles and 0.5 TFL...Registered four tackles, 1.0 TFL and one forced fumble in start against Arkansas State... Racked up season-high five tackles at Nebraska...Added three tackles and one PBU in start against Duke...Recorded four solo tackles against Georgia Tech...Scored first touchdown of career on 46-yard interception return against Cincinnati...Totaled two tackles including one sack against Bearcats...Added three tackles in start against Virginia Tech...Had three tackles, one sack and one fumble recovery in start against North Carolina...Sack went for eight yards...Added two tackles in start against Florida State... Totaled six tackles in start against Virginia...Credited with four tackles, including 1.0 TFL, against Pittsburgh.

**2013 (Sophomore):** Played in all 12 games on defense, primarily in second- and third-down packages ... Finished with 10 tackles, 4.0 tackles for loss, 4.0 sacks, two interceptions, one fumble recovery and three forced fumbles ... Tallied two tackles in season-opening win vs. FAU ... Recorded two tackles and sack against No. 12/9 Florida ... Also forced fumble, recovered career-first fumble and had PBU ... Intercepted career-first pass in rout of Savannah State ... Recorded second interception following week in front of hometown crowd at USF ... Recorded tackle, sack and forced fumble against Georgia Tech ... Registered third sack of season in road win at UNC ... Team-leading fourth sack came in home finale vs. Virginia ... Only Hurricane this season with interception, forced fumble and fumble recovery.

**2012 (True Freshman):** Played in all 12 games as reserve defense end ... Tallied 15 tackles ... Recorded 3.5 tackles-for-loss and 3.5 sacks ... Also had three QB hurries and one fumble recovery ... Made UM debut at Boston College, tallying two

tackles ... Posted career-high five tackles against Bethune-Cookman ... Tallied 2.0 sacks and TFLs against B-CU ... Recorded at least one tackle in seven of final eight games ... Had 1.0 sack and TFL against Florida State ... Also recovered fumble vs. Seminoles ... Earned letter.

**High School:** Four-star recruit according to *Rivals.com*, ESPN and *Scout.com* ... No. 9 defensive end prospect, No. 17 overall prospect in Florida and No. 92 overall national prospect according to *Rivals.com* ... Rated as No. 13 defensive end prospect, No. 20 overall prospect in Florida and ranked No. 99 on the ESPNU150 according to ESPN ... Played in U.S. Army All-America game ... As junior at Jefferson, collected 82 tackles, 18 sacks and three forced fumbles ... Also played tight end for Jefferson, finishing with 103 receiving yards and two scores ... Was coached by Jeremy Earle ... Chose UM over USC, Georgia, Florida and South Carolina.

### MCCORD CAREER STATISTICS

#### DEFENSIVE

YEAR	G-GS	UT	AT	TT	TFL-YDS	QBS-YDS	FF/FR	PBU	INT-YDS
2012	12-0	10	5	15	3.5-24	3.5-24	0/1	1	0-0
2013	12-0	7	3	10	4.0-32	4.0-32	3/1	1	2-10
2014	12-11	23	20	43	5.5-15	2.0-11	1/1	2	1-46
Career	37-11	40	31	71	13.0-71	9.5-59	4/3	4	3-56



**52**  
**KC McDermott**

**OL • 6-6 • 305 • Fr.-HS**  
**Wellington, Fla. (Palm Beach Central HS)**

**2014 (True Freshman):** Enrolled in January 2014 ... Participated in spring drills...Made career debut against FAMU...Saw action against Arkansas State...Played against Nebraska, mainly on special teams.

**High School:** First-team all-state selection as junior ... 2014 All-American selection by 247Sports ... Younger brother of Tyler McDermott (Colorado State) and Shane McDermott (Miami)... Invited to "The Opening", all-star summer prospect camp held on Nike Campus ... 2014 Under Armour All-American game selection ... Named 2013 second-team All-USA by USA TODAY ... Coached by Rod Harris ... Chose Miami over offers from Notre Dame, Alabama, Florida State, Florida, Ohio State, Auburn, Michigan, Michigan State, Wisconsin, Oklahoma.



**62**  
**SHANE McDERMOTT**

**OL • 6-4 • 300 • Sr.-3L**  
**Wellington, Fla. (Palm Beach Central HS)**

**2014 ALL-ACC, FIRST TEAM (Coaches)**

**2014 ALL-ACC, HONORABLE MENTION (ACSMA)**

**2014 (Senior):** Started all 12 games at center ... Honorable mention All-ACC selection by ACSMA ... Served as leader on offensive line that paved way for offense averaging 431.0 yards of



## PLAYER PROFILES

total offense, including 179.9 rushing yards, and 29.9 points per game.

**2013 (Junior):** Started 10 games at center ... Missed two games (Savannah State, USF) due to injury ... Helped anchor offensive line that paved way for Hurricanes offense that averaged 446.8 yards of total offense and 35.9 points per game.

**2012 (Sophomore):** Started all 12 games at center ... One of six Hurricanes to earn All-ACC honorable mention from league coaches ... Anchored O-line that paved way for third-best passing offense (295.4) and fifth-best total offense (440.2) in ACC ... Earned letter ... Awarded Walter Kichefski Endowed Football Scholarship ... Graduated in summer 2013 with bachelor's degree.

**2011 (Redshirt Freshman):** Saw action in 10 games ... Allowed no sacks and registered zero penalties against for season ... Earned letter.

**2010 (True Freshman):** Sat out first season at Miami and participated on practice squad, redshirted to retain eligibility.

**High School:** Palm Beach County first-team all-conference as center ... First-team all-area by *Palm Beach Post* ... First-Team All-Broward by *Sun-Sentinel* ... Three-star athlete was 20th-rated center by *Rivals.com* ... Under Armour All-American Game ... No. 44-ranked player in *Sun-Sentinel's* Florida Top 100 ... Recorded 50 pancake blocks and earned 93 percent grade as senior ... No. 44 prospect on Bill Buchalter's Florida Top 100 state list.



### 95 ANTHONY MOTEN

DL • 6-4 • 295 • Fr.-HS  
Ft. Lauderdale, Fla. (St. Thomas Aquinas HS)

**2014 (True Freshman):** Saw action in nine games and totaled two tackles ... Made career debut against FAMU, did not record any stats...Had first career tackle against Duke...Added one tackle against Cincinnati...Saw action against North Carolina.

**High School:** Invited to "The Opening", all-star summer prospect camp held on Nike Campus ... Played in Semper Fidelis All-American Bowl ... Third-team Class 7A All-State ... Named first-team All-Broward by Miami Herald ... Tallied 40 tackles, 12 tackles for loss and six sacks as senior ... Coached by Rocco Casullo at St. Thomas Aquinas ... Compiled 30 tackles and four sacks as junior.



### 86 DAVID NJOKU

WR • 6-4 • 230 • Fr.-HS  
Cedar Grove, N.J. (Cedar Grove HS)

**2014 (True Freshman):** Did not see any game action, redshirted to retain eligibility.

**High School:** Caught 40 passes for 981 yards and 11 TDs as senior in 2013 ... Finished career with 76 receptions for 1,794 yards and 19 TDs ... Added 334 rushing yards and six TDs on 39 carries ... Second-team all-state selection in New Jersey ... Coached by Ed Sadloch at Cedar Grove ... Chose Miami over offers from Ohio State, Boston College, UConn, Temple and

Rutgers ... Won national championship in boys high jump at 2014 New Balance Nationals Outdoor, clearing 6 feet, 11 inches.



### 66 SUNNY ODOGWU

OL • 6-8 • 318 • RFr.-HS  
Baltimore, Md. (Hargrave Military Academy)

**2014 (Redshirt Freshman):** Saw action largely on special teams.

**2013 (True Freshman):** Did not see any game action ... Redshirted to retain eligibility.

**High School:** Odogwu enrolled at Miami in January 2013 ... Listed as three-star OT by ESPN, *247Sports.com* and *Scout.com* ... Massive 6-foot-8 tackle came to United States at age 16 and played basketball at Huntington Prep in Huntington, W.Va. ... Spent 2012 season at Hargrave Military Academy in Chatham, Va. ... Native of Nigeria.



### 88 JAKE O'DONNELL

TE • 6-7 • 250 • So.-1L  
Doylestown, Pa. (Central Bucks East HS)

**2014 (Sophomore):** Made season debut against FAMU ... Saw action against Nebraska ... Made first career catch against North Carolina.

**2013 (Redshirt Freshman):** Played in two games, seeing limited action ..

**2012 (True Freshman):** Did not see any action, redshirted to retain eligibility ... Moved to tight end during spring practice.

**High School:** Three-star recruit by *Rivals.com*, *Scout.com* and ESPN ... No. 50 defensive end prospect according to *Scout.com* ... Rated as No. 91 defensive end prospect and No. 31 overall prospect in Pennsylvania by ESPN ... No. 25 overall prospect in Pennsylvania by *Rivals.com* ... Attended Al Golden Football Camp ... Chose Miami over Syracuse, Virginia, Maryland and Boston College.



### 58 DARRION OWENS

LB • 6-3 • 235 • Fr.-HS  
Orange Park, Fla. (Oakleaf HS)

**2014 (Sophomore):** Served as one of team's main linebackers in first season, seeing action in 11 games and totaling 20 tackles ... Made career debut in season opener at Louisville, did not record any stats...Saw action against FAMU...Played against Arkansas State, did not record any stats...Collected first career tackles against Nebraska, totaling team-high seven takedowns...Added two tackles against Duke...Did not record any stats in action against Georgia Tech...Saw action against Virginia Tech...Added

## PLAYER PROFILES

two tackles against North Carolina...Had one tackle against Florida State...Did not record any stats against Virginia...Had two tackles in action against Pittsburgh.

**High School:** Enrolled in January 2014 ... Semper Fidelis All-American ... Second-team All-First Coast selection as junior and senior ... Recorded 101 tackles, six PBUs, two interceptions and two forced fumbles as junior in 2012 ... Added 89 tackles, two interceptions and blocked kick as senior in 2013 ... Coached by Derrick Chipoletti at Oakleaf ... Chose Miami over Auburn and Georgia. Played in two games, seeing limited action ... Made Miami debut in win over Savannah State ... Also saw snaps against Virginia.

### OWENS CAREER STATISTICS

#### DEFENSIVE

YEAR	G-GS	UT	AT	TT	TFL-YDS	QBS-YDS	FF/FR	PBU	INT-YDS
2014	11-0	11	9	20	0-0	0-0	0/0	1	0-0
Career	11-0	11	9	20	0-0	0-0	0/0	1	0-0



## 52 DENZEL PERRYMAN

LB • 6-0 • 242 • Sr.-3L  
Coral Gables, Fla. (Coral Gables HS)

**2014 ALL-AMERICA, SECOND TEAM** (CBSSports.com)

**2014 ALL-ACC, FIRST TEAM** (Coaches)

**2014 BUTKUS AWARD FINALIST**

**2014 ALL-ACC, SECOND TEAM** (ACSMA)

**2013 ALL-ACC, FIRST TEAM** (ACSMA)

**2014 (Senior):** Started all 12 games at linebacker, totaling team-high 102 tackles (73 solo) ... Recorded 8.5 TFLs, 2.0 sacks, three forced fumbles, four PBUs and one interception ... Started season opener at Louisville, recording game-high 12 tackles... Had 11 solo stops against Cardinals, included first sack of season (three yards)...Led team with six tackles against FAMU, including 1 TFL...Ranked second on team with seven tackles (five solo) in win over Arkansas State...Added six tackles in start against Nebraska...Had dominant all-around game versus Duke, totaling five tackles (four solo), one forced fumble and interception returned for 20 yards...Also had one PBU against Blue Devils... Ranked second on team with nine tackles (seven solo) in start against Georgia Tech...Added six tackles (four solo) in start against Cincinnati...Led team with 11 tackles (six solo) in start against Virginia Tech...Forced one of three fumbles against Hokies and recorded one PBU...Led team with 10 tackles (nine solo) in start against North Carolina with one sack and one PBU...Paced defense with nine tackles (seven solo) in start against Florida State, including one TFL...Tied career high with 15 tackles in start against Virginia, including 13 solo stops...Added one TFL and one forced fumble against Cavaliers...Credited with six tackles, including 1.5 TFL, in start against Pittsburgh.

**2013 (Junior):** Started all 13 games at outside linebacker ... Led team with 108 total tackles, including 65 solo stops ... Had six games with 10+ tackles ... First-team All-ACC selection by ACSMA ... Recorded team-high six tackles and two PBUs in opener vs. FAU ... Recorded 13 tackles and forced fumble in upset win over No. 12/9 Florida ... Named ACC Linebacker of the Week for Sept. 9 ... Recorded three tackles and TFL in road win

at USF ... Tallied game-high 11 tackles in win over Georgia Tech ... Collected 12 tackles in comeback road win at North Carolina—seven of which came in first half ... Notched six tackles in win against Wake Forest ... Led team with 11 tackles and TFL in loss at Florida State ... Career-high 15 tackles - including 10 solo stops - and 1.5 sacks in home loss to Virginia Tech ... Totaled 13 tackles in road loss at Duke ... Added seven tackles vs. Virginia ... Broke 100-tackle mark with six solo stops in road win at Pitt.

**2012 (Sophomore):** Played in nine games, making six starts mostly at middle linebacker ... Third-team All-ACC selection by *Phil Steele* ... Earned All-ACC honorable mention by ACSMA and league coaches ... Finished second on team with 64 total tackles and led with 45 solo stops ... Added 6.0 tackles-for-loss ... Had seven tackles and 41-yard INT return for TD in season-opening road win at Boston College ... Added five solo stops at Kansas State ... Tallied 1.0 TFL in each of first three games ... Missed Georgia Tech and NC State games due to high ankle sprain ... Added eight tackles in loss to Notre Dame ... Posted back-to-back double-digit tackles against North Carolina (11) and Florida State (12) ... Career-high 3.0 tackles-for-loss vs. North Carolina ... Forced fumble against Florida State ... Finished season with 11-tackle performance at Duke ... Earned letter.

**2011 (True Freshman):** Saw action in all 12 games, earning five starts ... Finished first among ACC freshmen and second overall on team with 69 tackles (47 solo, 22 assists) ... Tied for third-highest tackle-for-loss total on team with 6.5 ... Recorded seven tackles and three tackles-for-loss (including career-first sack) against then-No. 20 Georgia Tech ... Registered seven tackles in four games, against Bethune-Cookman, Georgia Tech, Virginia and Duke ... Tied for team-lead and recorded career-high with 14 tackles against Boston College ... Earned letter.

**High School:** Rated as three-star prospect according to ESPN and *Rivals.com* ... Ranked 25th and 28th at position by *Rivals.com* and ESPN, respectively ... Described as punishing tackler ... Recorded 137 tackles, seven for losses, four sacks and one interception return for touchdown as senior ... Area Defensive Player of the Year as junior, registering 126 solo tackles ... Racked up 105 tackles, four sacks and two interceptions as sophomore ... Also considered Florida State, LSU, Notre Dame and Florida.

### PERRYMAN CAREER STATISTICS

#### DEFENSIVE

YEAR	G-GS	UT	AT	TT	TFL-YDS	QBS-YDS	FF/FR	PBU	INT-YDS
2011	12-5	47	22	69	6.5-13	1.0-0	2/0	0	0-0
2012	9-6	45	19	64	6.0-14	0.0-0	1/0	2	1-41
2013	13-13	69	39	108	5.0-15	1.5-9	1/0	3	0-0
2014	12-12	73	29	105	8.5-22	2.0-10	3/0	4	1-20
Career	46-36	234	109	343	26.0-54	4.5-19	7/0	9	2-61



## 91 OLSEN PIERRE

DL • 6-5 • 300 • Sr.-3L  
Rahway, N.J. (Fork Union Military Academy)

**2014 ALL-ACC, HONORABLE MENTION** (Coaches)

**2014 (Senior):** Started all 12 games along defensive line ... Totaled 31 tackles (20 solo) and 1.5 TFLs ... Had one fumble recovery and two PBUs ... Started season opener at defensive tackle against Louisville, recording two tackles including one TFL



## PLAYER PROFILES

(three yards)...Made second consecutive start against FAMU... Registered first career fumble recovery and two tackles against Arkansas State...Added four tackles (three solo) in start against Nebraska...Had two tackles (both solo) and one PBU in start against Duke...Recorded career-high and team-high 10 tackles (eight solo) in start against Georgia Tech...Had one PBU in start against Cincinnati...Added three tackles and 0.5 TFL in start against Virginia Tech...Had one tackle in start against North Carolina...Had two tackles and one TFL in start against Florida State...Credited with three tackles in start against Virginia...Had two tackles in start against Pittsburgh.

**2013 (Junior):** Played in all 13 games, making 12 starts at defensive tackle ... Had three tackles and sack in season-opening win vs. FAU ... Tallied season-high seven tackles in upset win over No. 12/9 Florida ... Had five tackles vs. Georgia Tech ... Registered QB hurries against Virginia Tech and Pitt ... Career-first blocked kick vs. Virginia ... Added four tackles vs. Cavaliers.

**2012 (Sophomore):** Played and started in 11 games along the defensive line ... Tallied 27 tackles, 5.0 tackles-for-loss, 1.5 sacks, three PBUs, two QB hurries and two forced fumbles ... Had 1.0 TFL in each of season's first two games at Boston College and Kansas State ... Forced fumble at Kansas State and at Duke ... Had season-high seven tackles at Kansas State ... Did not play vs. Notre Dame ... Added four tackles against UNC ... Closed season with six tackles and 0.5 TFL at Duke ... Earned letter.

**2011 (True Freshman):** Saw action in seven games ... Finished season with four tackles ... Recorded season-high two tackles against then-No. 20 Georgia Tech ... Earned letter.

**High School:** All-state selection as senior registering 86 tackles, 22 tackles-for-loss and eight sacks ... Spent one year at Fork Union, recording 12 sacks under coach John Shuman ... School also produced former Canes Vinny Testaverde, James Jackson and Stephen McGuire ... Three-star prospect by *Rivals.com* and ESPNU ... Has good motor, also described as versatile, stout with productive presence in trenches ... Recruited by several SEC schools out of FUMA.

### PIERRE CAREER STATISTICS

#### DEFENSIVE

YEAR	G-GS	UT	AT	TT	TFL-YDS	QBS-YDS	FF/FR	PBU	INT-YDS
2011	7-0	3	1	4	0.5-0	0.0-0	0/0	0	0-0
2012	11-11	16	11	27	5.0-14	1.5-12	2/0	3	0-0
2013	13-12	18	15	33	1.0-4	1.0-4	0/0	1	0-0
2014	12-12	20	11	31	1.5-6	0.0-0	0/1	2	0-0
<b>Career</b>	<b>43-35</b>	<b>57</b>	<b>38</b>	<b>95</b>	<b>9.0-24</b>	<b>2.5-16</b>	<b>2/1</b>	<b>6</b>	<b>0-0</b>



## 39 RONALD REGULA

LS/FB • 6-2 • 240 • Sr.-1L  
Miami, Fla. (Palmetto HS)

**2014 (Senior):** Saw action against Louisville and FAMU ... Went down to season-ending surgery.

**2013 (Junior):** Played in nine games, primarily on special teams ... Made Miami debut in rout of Savannah State ... Did not play against FAU, Florida and Pitt ... Did not record any stats.

**2012 (Sophomore):** Did not see any game action ... Member of

practice squad.



## 12 MALIK ROSIER

QB • 6-1 • 208 • Fr.-HS  
Mobile, Ala. (Faith Academy)

**2014 (True Freshman):** Did not see any game action, redshirted to retain eligibility.

**High School:** Enrolled in May 2014 ... Attended AI Golden Football Camp ... First-team Coastal Alabama All-Region as athlete ... Was quarterback at Faith Academy ... As senior, threw for 1,852 yards and 16 TDs and ran for 1,301 yards and 17 TDs ... Also plays baseball at catcher ... Coached by Rusty Mason at Faith Academy ... Will also play baseball at Miami.



## 80 RASHAWN SCOTT

WR • 6-2 • 203 • Sr.-2L  
Melbourne, Fla. (Melbourne Central HS)

**2014 (Senior):** Did not see any game action, redshirted to retain eligibility.

**2013 (Junior):** Played in four games ... Recorded three catches for 38 yards ... Made season debut in win over FAU, finishing with two catches for 28 yards ... Had season-long 26-yard catch ... Added 10-yard reception in road loss at Duke.

**2012 (Sophomore):** Played in nine games, missing final three games ... Finished as team's second-leading receiver with 512 yards and 3 TDs on 35 catches ... Had multiple catches in all nine games played ... Recorded 39 yards on four catches in road loss at Kansas State ... Added 48 yards and three catches in OT win at Georgia Tech ... Posted career-high 180 yards and 2 TDs on six catches in win over NC State ... Tied career high with six catches for 72 yards in loss to North Carolina ... Third TD of season came in loss to Florida State ... Had 50 yards on three catches vs. Virginia Tech ... Earned letter.

**2011 (True Freshman):** Saw action in six games before suffering season-ending injury ... Recorded lone catch of season against Kansas State ... Earned letter.

**High School:** Three-star prospect according to ESPNU and *Rivals.com* ... Posted 845 receiving yards, rushed for 945 yards, and threw for 565 yards accounting for 31 total touchdowns as senior ... Had three interceptions and returned two fumbles for touchdowns as safety ... Caught 45 balls for 901 yards and 12 scores as junior ... Runs 4.5 40-yard dash ... Chose Miami over West Virginia, Michigan State and USF among other schools with more than 20 scholarship offers.

### SCOTT CAREER STATISTICS

#### RECEIVING

YEAR	G-GS	REC	YDS	AVG	TD	LG
2011	6-0	1	2	2.0	0	2
2012	9-0	35	512	14.6	3	76

## PLAYER PROFILES

2013	4-0	3	38	12.7	0	26
Career	19-0	39	552	14.1	3	76

MEDIA INFORMATION



**57**

**MIKE SMITH**

**DE • 6-1 • 225 • Fr.-HS**  
**Miami, Fla. (Miami Northwestern HS)**

**2014 (True Freshman):** Did not see any game action, redshirted to retain eligibility.

**High School:** Attended AI Golden Football Camp ... First-team All-Dade as senior by Miami Herald ... Recorded 42 tackles, seven sacks and 51 hurries as senior ... Added 73 tackles and 18 sacks as junior in 2012, finishing second in sacks in Miami-Dade County ... Coached by Stephen Field at Miami Northwestern.

any stats.

**2012 (Sophomore):** Saw action in two games as reserve defensive back ... Made season debut against Bethune-Cookman ... Also played against USF ... Did not record any stats.

**2011 (Redshirt Freshman):** Participated as member of scout team.

**2010 (True Freshman):** Did not see any action, redshirted to retain eligibility.

**High School:** Played three years as starting strong safety at Harvard-Westlake High School ... Selected to 2009 All-CIF Northwest Division team ... Earned All-Del Rey league honors in 2008 and 2009 ... Recorded 119 tackles, three sacks, two interceptions, six caused fumbles, five fumbles recovered and one touchdown as senior ... During junior campaign had 110 tackles, one interception, three caused fumbles, one fumble recovery and touchdown ... Coached by Vic Eumont ... Lettered in track in 2009 as sprinter.



**9**

**CHAD THOMAS**

**DE • 6-5 • 265 • Fr.-HS**  
**Miami, Fla. (Booker T. Washington HS)**

**2014 (True Freshman):** Saw action in 11 games, missing just one due to injury ... Totaled six tackles ... Made career debut in season opener at Louisville, recording one solo tackle...Saw action against FAMU, registering one tackle...Missed game against Nebraska due to injury...Returned for action against Duke...Saw action against Georgia Tech, did not record any stats...Had career high three tackles against Cincinnati...Saw action against Virginia Tech...Did not record any stats in action against North Carolina...Saw action against Florida State...Added one tackle against Virginia...Did not record any stats in action against Pittsburgh.

**High School:** Enrolled in May 2014 ... Played in Under Armour All-America Game ... Attended AI Golden Football Camp ... Invited to "The Opening", all-star summer prospect camp held on Nike Campus ... First-team All-Dade and first-team All-State as junior and senior ... Led Booker T. Washington to Class 4A state title as junior in 2012 and class 4A state champs as senior in 2013... Recorded 57 tackles and six sacks in 2012 ... Named 2013 second-team All-USA by USA TODAY ... Tallied 71 tackles and eight sacks as senior ... Coached by Tim "Ice" Harris at Booker T. Washington ... Chose Miami over Alabama, Florida State, Arkansas and Duke.



**44**

**WALTER TUCKER**

**FB/LB • 6-0 • 226 • So.-1L**  
**Plantation, Fla. (American Heritage HS)**

**2014 (Sophomore):** Saw action in 10 games, including one start ... Had one rush and one reception ... Also saw time on special teams ... Returned kick against FAMU ... Recorded first reception of career against Duke ... Made first career start against Cincinnati.

**2013 (True Freshman):** Played in seven games, primarily on special teams ... Originally came to Miami as linebacker but converted to fullback during season ... Made Miami debut in win over Georgia Tech ... Saw action against Wake Forest, Florida State, Virginia Tech, Duke, Virginia and Pitt ... Did not record any stats.

**High School:** Two-sport start at American Heritage HS ... Two-time state champion in 110-meter hurdles ... State runner-up in 300-meter hurdles ... Also excelled at discus ... Dad, Walter Tucker II, was NCAA national champion in 400 ... Played both RB and DE at American Heritage ... Rushed for 343 yards and 5 TDs on 36 carries ... Tallied 33 tackles at starting weak-side linebacker as senior ... Coached by former Miami Hurricane Mike Rumph.



**38**

**JORDAN TOLSON**

**DB • 6-1 • 200 • Sr.-1L**  
**Inglewood, Calif. (Harvard-Westlake School)**

**2014 (Senior):** Saw action largely on special teams.

**2013 (Junior):** Saw action in three games as reserve defensive back ... Made season debut against Savannah State ... Also saw action against Georgia Tech and Virginia Tech ... Did not record



**16**

**JUSTIN VOGEL**

**P • 6-4 • 210 • So.-1L**  
**Tampa, Fla. (Florida) (Berkeley Prep)**

**2014 ALL-ACC, THIRD TEAM (ACSM)**

**2014 ALL-ACC, THIRD TEAM (Coaches)**

**2014 (Sophomore, Miami):** Transferred from Florida as walk-on...Made debut at Louisville handling punting and kickoff responsibilities...Averaged 46.8 yards on six punts against Cardinals with long of 56...Averaged 64 yards on four kickoffs with one touchback...Recorded eight kickoffs against FAMU, averaging 63.8 yards with two touchbacks...Lone punt



## PLAYER PROFILES

against Rattlers went for 43 yards...Registered two punts against Nebraska...Averaged 43.4 yards on eight punts against Duke, including long of 56 and three inside 20-yard line...Had two punts for 83 yards (41.5 average) and three kickoffs for 194 yards (64.7 average) against Georgia Tech...Averaged 42 yards on three punts against Florida State, including one inside 20-yard line...Averaged 40.2 yards on four punts and 58.5 yards on two kickoffs against Virginia...Had four punts for 163 yards (40.8-yard average), including long of 58 yards.

**2013 (Redshirt Freshman, Florida):** Did not see any game action.

**2012 (True Freshman, Florida):** Joined team in summer of 2012 ... Did not play, redshirted to retain eligibility.

**High School:** Two-sport start at American Heritage HS ... Two-time state champion in 110-meter hurdles ... State runner-up in 300-meter hurdles ... Also excelled at discus ... Dad, Walter Tucker II, was NCAA national champion in 400 ... Played both RB and DE at American Heritage ... Rushed for 343 yards and 5 TDs on 36 carries ... Tallied 33 tackles at starting weak-side linebacker as senior ... Coached by former Miami Hurricane Mike Rumph.



### 46 CLIVE WALFORD

**TE • 6-4 • 258 • Sr.-3L**  
**Belle Glade, Fla. (Glades Central HS)**

**2014 ALL-ACC, SECOND TEAM (Coaches)**

**2014 MACKEY AWARD FINALIST**

**2014 ALL-ACC, SECOND TEAM (ACSMA)**

**2014 (Senior):** Established himself as one of country's premier tight ends ... Became Miami's all-time leader at tight end position for catches, receiving yards and receiving touchdowns ... Totaled team-high 44 receptions for 676 yards with seven touchdowns ... Started in season opener at Louisville, recording three catches for 38 yards...Hauled in team's first touchdown of season, two-yard catch in back of endzone...Registered long catch of 31 yards against Cardinals...Caught two passes against FAMU for 31 yards, including long of 16...Recorded three passes, including second touchdown of season, totaling 57 yards against Arkansas State... Led team with seven catches against Nebraska, finished with 80 yards and one touchdown...Caught two passes for 23 yards in start against Duke...Totaled 37 yards on two receptions in start against Georgia Tech...Led team with four catches in start against Cincinnati, finishing with 40 yards and one touchdown... Had team-high totals of six catches, 89 yards and two receiving touchdowns in start against North Carolina...Had game-high totals of four catches and 127 yards, including 61-yard touchdown catch, in start against Florida State...Recorded game-high totals of 105 yards on seven catches in start against Virginia...Totaled 49 receiving yards on four catches in start against Pittsburgh, including long of 31 yards.

**2013 (Junior):** Played in all 12 games, making 11 starts at tight end ... Has 372 receiving yards and two TDs on 30 catches ... Needs five yards to eclipse career 1,000-yard plateau ... Opened season with three catches for 34 yards and TD in win over FAU ... Added 50 yards on two catches, including season-long 36-yard grab, in win over Savannah State ... Second TD of season came in home win over Georgia Tech ... Had 4+ receptions in three straight games - four for 33 yards vs. Wake Forest, four for

46 yards at Florida State and five for 23 yards vs. Virginia Tech ... Streak of 27 consecutive games with at least one reception snapped in home win vs. Virginia ... First game without catch since Oct. 22, 2011, vs. Georgia Tech ... Had two catches for 40 yards at Pitt, including 32-yarder.

**2012 (Sophomore):** Played in all 12 games, making five starts ... Enjoyed career season as second-year TE, finishing third on team with 451 yards on 25 catches and tied for team lead with four receiving TDs ... One of only two Hurricanes to catch at least one pass in all 12 games ... Scored team's lone TD at Kansas State, finishing with three grabs for 61 yards ... Had two catches for 56 yards in win over Virginia Tech ... Closed season with 3 TDs in final three games ... Had 13 yards and TD on two catches in road loss at Virginia ... Hauled in career-high 135 receiving yards and TD on three catches in home win over USF ... Finished one yard shy of second 100-yard game at Duke, catching four passes for 99 yards and TD.

**2011 (Redshirt Freshman):** Played in all 12 games and earned eight starts, emerging as team's primary target at tight end ... Registered at least one catch in 10 of team's 12 games ... Finished fourth on team in catches (18) and yards (172) ... Led Hurricanes with four catches and career-best 66 yards against then-No. 21 Virginia Tech ... Also recorded career-long 25-yard reception against Hokies ... Scored career-first touchdown against Florida State ... Earned letter.

**2010 (True Freshman):** Sat out first season at Miami, redshirted to retain eligibility.

**High School:** Three-star recruit by *Rivals.com* ... Had over 400 receiving yards and six touchdown catches as senior ... Earned All-Palm Beach County honors.

### WALFORD CAREER STATISTICS

#### RECEIVING

YEAR	G-GS	REC	YDS	AVG	TD	LG
2011	12-8	18	172	9.6	1	25
2012	12-5	25	451	18.0	4	65
2013	13-12	34	454	13.4	2	36
2014	12-10	44	676	15.4	7	61
<b>Career</b>	<b>48-35</b>	<b>121</b>	<b>1,753</b>	<b>14.5</b>	<b>14</b>	<b>65</b>



### 6 HERB WATERS

**WR • 6-2 • 188 • Jr.-2L**  
**Homestead, Fla. (Homestead HS)**

**2014 (Junior):** Saw action in 10 games, including three starts ... Totaled 257 yards on 19 catches ... Had one touchdown ... Made season debut at Louisville, hauling in team-high totals of six catches and 61 yards...Long reception against Cardinals was 26 yards...Recorded three catches for 42 yards against FAMU, including long of 22...Caught one pass for nine yards against Arkansas State...Led team with five catches and game-high 81 yards against Duke...Hauled in first touchdown of season on 28-yard catch against Blue Devils...Had two catches for 20 yards against Georgia Tech...Totaled 44 yards on two catches against Cincinnati...Started against Virginia Tech, did not record any stats...Started against North Carolina.

**2013 (Sophomore):** Played in all 12 games, making four starts at slot receiver ... Ranks fourth on team with 28 receptions and third



## PLAYER PROFILES

in receiving yards (406) and receiving TDs (5) ... Totaled 112 all-purpose yards on two receptions and one carry in season opener against FAU ... Rushed for career-long 63-yard TD against Owls ... Had two catches for 34 yards in rout over Savannah State ... Caught two passes for 73 yards and TD against USF ... Caught three passes for 54 yards in comeback road win at North Carolina ... Registered four receptions for 47 yards and TD against Wake Forest ... Recorded two receptions for 18 yards vs. Virginia Tech ... Had career-high nine catches for 116 yards and 2 TDs in road loss at Duke ... Was second-career 100-yard receiving game ... Did not record any stats in wins over Virginia and Pitt.

**2012 (True Freshman):** Played in all 12 games, making two starts in season's final two games ... Finished with 227 yards and 2 TDs on 10 catches ... Career-first catch came on 5-yarder at Kansas State ... Added two catches for 14 yards vs. NC State ... Recorded career-best 130 yards and a TD on four catches in win vs. USF ... Caught career-long 87-yard TD pass from Stephen Morris against USF ... Followed with 65-yard TD reception in season finale at Duke ... Earned letter.

**High School:** Three-star recruit according to *Rivals.com*, ESPN and *Scout.com* ... No. 51 wide receiver prospect and No. 50 overall prospect in Florida by *Rivals.com* ... No. 73 wide receiver prospect according to ESPN and No. 80 wide receiver prospect according to *Scout.com* ... As senior, had 23 catches for 385 yards and 10 touchdowns, including five punt returns for score ... As defensive back, had two interceptions ... Was team captain both junior and senior years ... As junior at Homestead High School, had 30 carries for 245 yards and six touchdowns ... Also caught five passes for 38 yards ... Attended Miami Nike Football Training Camp, earning MVP honors ... Attended Al Golden Football Camp ... Played for coach Bobby McCray at Homestead.

### WATERS CAREER STATISTICS

#### RECEIVING

YEAR	G-GS	REC	YDS	AVG	TD	LG
2012	12-2	10	227	22.7	2	87
2013	12-4	28	406	14.5	5	54
2014	10-3	19	257	13.5	1	28
<b>Career</b>	<b>24-6</b>	<b>38</b>	<b>633</b>	<b>16.6</b>	<b>7</b>	<b>87</b>



## 64 HUNTER WELLS

**OL • 6-6 • 312 • Jr.-2L**  
Canton, Ill. (Canton HS)

**2014 (Junior):** Saw action largely on special teams.

**2013 (Sophomore):** Played in five games on special teams in punt coverage formations ... Also saw action as reserve offensive lineman ... Made season debut in win over FAU ... Saw game action against Savannah State, USF, North Carolina and Virginia.

**2012 (Redshirt Freshman):** Played in four games on special teams ... Saw game action against Virginia Tech, at Virginia, USF and at Duke.

**2011 (True Freshman):** Did not see any action, redshirted to retain eligibility.

**High School:** Two-time Most Valuable Offensive Lineman ... Named captain senior season ... Two-time first-team Mid-Illini All-Conference ... Voted to all-area team ... Averaged 7.5 pancake

blocks per game.



## 11 RYAN WILLIAMS

**QB • 6-6 • 222 • Sr.-2L**  
Pembroke Pines, Fla. (Memphis)

**2014 (Senior, Miami):** Made season debut against Cincinnati, tossing one incomplete pass.

**2013 (Junior):** Played in four games at quarterback ... Completed 68.8 percent of passes (22-of-32) for 369 yards with 3 TDs and INT ... Completed 3-of-4 passes for 40 yards in season-opening win over FAU ... In relief of injured Stephen Morris, completed 11-of-13 passes for 176 yards and 2 TDs in rout of Savannah State ... Relieved Morris again a week later at USF, completing 8-of-14 passes for 153 yards and a TD in road win.

**2012 (Redshirt Sophomore):** Saw action in five games at quarterback ... Finished first season at UM with 137 yards and TD on 15-of-20 passing ... Made Miami debut in fourth quarter of loss at Kansas State ... Completed 2-of-2 passes for seven yards and a touchdown ... Relieved injured Stephen Morris against North Carolina, throwing for 80 yards on 9-of-13 passing ... Completed 4-of-5 passes for 50 yards, including season-best 37-yarder, against USF.

**2011 (Sophomore):** Sat out season due to NCAA transfer regulations.

**2010 (True Freshman, Memphis):** Enrolled early at Memphis in January 2010, and worked out with team during spring season ... Was named Offensive MVP of Blue-Gray game after completing 15-of-17 pass attempts for 186 yards and three touchdowns ... As true freshman in 2010, played in all 12 games, starting 10 and completed 165-of-290 passes for 2,075 yards and 13 touchdowns ... Earned starting job over former Hurricane Cannon Smith after only second game of collegiate career, and went on to start remaining 10 contests.

**High School:** Threw for 2,455 yards and 26 touchdowns as senior at Miramar High ... Completed 175-of-282 pass attempts ... Set state record with five touchdown passes in state championship game against DeLand, breaking previous record set by Tim Tebow ... Named Beef O'Brady's MVP of 6A State Championship game ... Completed 18-of-21 pass attempts for 254 yards and five touchdowns in leading Miramar to first-ever state title ... 85.7 completion percentage set record, becoming only QB to hold two state records ... Led squad to 14-1 record and Class 6A state title ... Named Broward All-County by *Sun-Sentinel* ... Team ranked 27th nationally ... Twice named Player of the Week in December 2009 by *MaxPreps.com* ... Earned honors after throwing for 267 yards and four touchdowns in 34-0 win over Dr. Krop (Miami) ... Selected Player of the Week again for five-TD effort versus DeLand ... Threw for over 200 yards in four games, and tossed multiple touchdown passes in six contests ... Honored by Miami Dolphins as Outstanding High School Player on Dec. 27, 2009 ... Played at Plantation American Heritage High before transferring to Miramar as senior ... As sophomore, was starter and led squad to perfect 10-0 season for first time in school history ... Broke school records for most yards passing and most passing touchdowns in season and was named team's Offensive MVP as junior.



## PLAYER PROFILES

### WILLIAMS CAREER STATISTICS

#### PASSING

YEAR	G-GS	CMP	ATT	YDS	PCT	TD	INT	LG
2010	12-10	165	290	2,075	56.9	13	10	81
2011 — Did not play (sat out, NCAA transfer rules)								
2012	5-0	15	20	87	75.0	1	0	37
2013	4-0	22	32	369	68.8	3	1	54
<b>Career</b>	<b>21-10</b>	<b>202</b>	<b>342</b>	<b>2,531</b>	<b>59.1</b>	<b>17</b>	<b>11</b>	<b>81</b>



## 11 MICHAEL WYCHE

**DT • 6-4 • 335 • Jr.-JC**  
Chesapeake, Va. (East L.A. College)

**2014 (Junior):** Saw action in nine games, totaling nine tackles (three solo) ... Credited with half-sack ... Made career debut at Louisville, did not record any stats...Recorded first two tackles of career against FAMU...Saw action against Duke, did not record any tackles...Added one tackle against Virginia Tech...Credited with half-sack against North Carolina...Recorded two tackles against Florida State...Registered two tackles against Virginia... Credited with one tackle against Pittsburgh.

**Junior College:** Tallied 26 tackles, 4.5 sacks, 5.5 tackles for loss and one interception as sophomore at East Los Angeles College.

**High School:** Played for head coach Richard Morgan at Virginia football powerhouse Oscar Smith HS ... State wrestling heavyweight champion in high school ... Led Oscar Smith to football state championship as senior.

### WYCHE CAREER STATISTICS

#### DEFENSIVE

YEAR	G-GS	UT	AT	TT	TFL-YDS	QBS-YDS	FF/FR	PBU	INT-YDS
2014	9-0	3	6	0	0.5-2	0.5-2	0/0	0	0-0
<b>Career</b>	<b>9-0</b>	<b>3</b>	<b>6</b>	<b>0</b>	<b>0.5-2</b>	<b>0.5-2</b>	<b>0/0</b>	<b>0</b>	<b>0-0</b>



## 2 JOE YEARBY

**RB • 5-9 • 192 • Fr.-HS**  
Miami, Fla. (Miami Central HS)

**2014 (True Freshman):** Saw action in 11 games, missing just one due to injury ... Totaled 489 rushing yards on 80 carries (6.1-yard average) with one touchdown ... Had long run of 62 yards ... Made career debut in season opener against Louisville, catching one pass for four yards...Recorded career-high 14 carries for 95 yards against FAMU, including long run of 15 yards...Registered 10 carries for 32 yards against Arkansas State, including long run of 10 yards...Had 22-yard catch against Nebraska...Scored first touchdown of career on 47-yard reception against Duke...Totaled 120 yards against Blue Devils (61 rushing, 59 receiving)...Had long run of 15 yards versus Georgia Tech...Recorded career-high 113 yards on just eight carries against Cincinnati, including long run of 62 yards...Registered second 100-yard game of his career with 104 yards on 22 carries against North Carolina, including first

career rushing touchdown...Added 34 yards on 10 carries against Florida State...Had three carries for 14 yards against Virginia... Had 23-yard carry against Pittsburgh.

**High School:** One of most productive and decorated high school football players in state history ... Named 2014 All-American by 247Sports ... 247Sports Class of 2014 Offensive Player of the Year ... First-team all-state selection as junior ... Invited to "The Opening", all-star summer prospect camp held on Nike Campus ... 2014 Under Armour All-American game selection ... Two-time state champion at Miami Central ... As senior in 2013, rushed for 1,700 yards and 19 TDs ... In 2012, rushed for 1,448 yards and 20 TDs ... As sophomore in 2011, Yearby rushed for 2,160 yards and 24 TDs ... Coached by Roland Smith ... Chose Miami over offers from Alabama, Florida State, Florida, Southern California, Louisville and West Virginia.

### YEARBY CAREER STATISTICS

#### RUSHING

YEAR	G-GS	ATT	YDS	AVG	TD	LG
2014	11-0	80	489	6.1	1	62
<b>Career</b>	<b>11-0</b>	<b>80</b>	<b>489</b>	<b>6.1</b>	<b>1</b>	<b>62</b>

#### RECEIVING

YEAR	G-GS	REC	YDS	AVG	TD	LG
2014	11-0	7	111	15.9	1	47
<b>Career</b>	<b>11-0</b>	<b>7</b>	<b>111</b>	<b>15.9</b>	<b>1</b>	<b>47</b>



## 51 JUWON YOUNG

**LB • 6-2 • 226 • Fr.-HS**  
Albany, Ga. (Albany HS)

**2014 (Junior):** Saw action in 11 games, largely on special teams ... Totaled three tackles ... Enrolled in January 2014...Made career debut in season opener at Louisville, did not record any stats...Registered career-first tackle against FAMU...Saw action against Arkansas State...Played mostly on special teams against Nebraska...Saw action against North Carolina, mostly on special teams..

**High School:** Registered 118 tackles as senior in 2013, also rushing for 303 yards and six TDs ... As junior, recorded 118 tackles with three sacks and four forced fumbles ... 2012 AT&T Georgia Junior Bowl selection ... Decorated track & field athlete, competed in shot put and discus in high school ... Coached by Felton Williams ... Chose Miami over offers from North Carolina and Ole Miss.

### YOUNG CAREER STATISTICS

#### DEFENSIVE

YEAR	G-GS	UT	AT	TT	TFL-YDS	QBS-YDS	FF/FR	PBU	INT-YDS
2014	11-0	2	1	3	0-0	0-0	0/0	0	0-0
<b>Career</b>	<b>11-0</b>	<b>2</b>	<b>1</b>	<b>3</b>	<b>0-0</b>	<b>0-0</b>	<b>0/0</b>	<b>0</b>	<b>0-0</b>

# HEAD COACH AL GOLDEN

MEDIA INFORMATION



## AL GOLDEN

**Head Coach, Fourth Season  
Penn State, 1991**

Al Golden, the University of Miami's 22nd head football coach, is in his fourth season at the helm of the Hurricanes' program. Under his leadership, the 44-year old Golden laid a foundation and process to return the storied program to prominence. Golden led the Hurricanes to a 9-4 record in 2013 and a berth in the Russell Athletic Bowl in Orlando - Miami's first bowl appearance since 2010.

Led by first-team selections Duke Johnson, Shane McDermott and Denzel Perryman, the Hurricanes placed 12 players on All-ACC teams in 2014, while true freshman quarterback Brad Kaaya hauled in ACC Rookie of the Year honors.

The 2013 season began with a 7-0 start, including a win over No. 12 Florida as the Hurricanes jumped as high as No. 7 in the BCS rankings. Miami was led by nine All-ACC selections, including first-team LB Denzel Perryman and P Pat O'Donnell, who set the school single-season record for punting average. Miami is 11-4 in its last 15 games under Golden after the Hurricanes started 11-11 through the first 22 games.

Prior to Miami's bowl game in Orlando, Golden was the recipient of the 2013 Lombardi Award for Excellence in Coaching at the 44th Rotary Lombardi Award Ceremony.

In his second season at the helm, Golden led the Hurricanes, which were picked to finish fifth in the ACC Coastal Division, to a 7-5 record and a 5-3 league mark, earning a share of the 2012 ACC Coastal Division title. The 2012 season was highlighted by the rise of junior QB Stephen Morris, who threw for a career-best 3,345 passing yards and racked up a school-record 3,415 yards of total offense. Freshman Duke Johnson became Miami's first All-American since 2005 when he earned second-team All-America honors as a kick returner by the Walter Camp Football Foundation and FWAA Freshman All-America honors. Johnson rushed for a UM freshman-record 947 yards and amassed 2,060 all-purpose yards in his rookie season.

The Golden Era. Golden's brand of football--tough, smart and disciplined--was accepted and strides were made in that direction. From 2010 to 2011, the Canes improved 19-plus spots among the nation's FBS schools in turnover margin (+19), fewest penalties per game (+63) and fewest yards penalized per game (+85).

Golden oversaw an offense that was one of the most efficient in the country and produced lauded 2011 seasons for quarterback Jacory Harris, wide receiver Tommy Streeter and running back Lamar Miller. His persuasion on the defense was evident, as the Canes held several top-rated offenses to 20-plus points below their season averages. The Miami defense finished the season ranked No. 21 in the nation in scoring defense and tied for ninth in red zone defense.

With a commitment to community service, Golden instituted the Be the Match-Bone Marrow drive at Miami. Members of the football staff and team took an active part in registering members of the UM and South Florida communities for the national organization.

Golden arrived in Coral Gables after spending five seasons (2006-2010) as the head coach at Temple University. Over five seasons at Temple, Golden took the Owls to unprecedented heights. Before his arrival, TU had just two winning seasons over its previous 26 years and had only won 22 percent of its games over the previous 30 years.

In 2010, Golden led the Owls to an 8-4 overall record, 5-3 in Mid-American Conference (MAC) games and saw eight players named to the All-MAC first team. The 2009 season saw the Owls reach unparalleled success. Golden guided the Owls to new heights, finishing the season at 9-4 overall and tying for first place in the MAC East Division with a 7-1 mark. Temple recorded its first winning season since 1990 and made its first bowl appearance in 30 years. The Owls' bowl game was just the third in 111 years of Temple football. The MAC East championship was the Owls' best conference finish since joining the league in 2003. TU won a single-season record nine consecutive games.

The Colts Neck, N.J., native was named the Owls' 24th head football



## GOLDEN FILE

### PERSONAL

**Hometown** Colts Neck, N.J.  
**Education** Penn State, 1991 (B.A., Pre-Law)  
 Virginia, 1996 (M.Ed., Sports Psychology)  
**Family** wife Kelly; son AJ; daughters Addison and Grace

### COACHING EXPERIENCE

**1993** Offensive Coordinator, Red Bank Catholic HS  
**1994-96** Graduate Assistant, Virginia  
**1997-99** Linebackers, Boston College  
**2000** Linebackers, Penn State  
**2001-05** Defensive Coordinator, Virginia  
**2006-10** Head Coach, Temple  
**2011-present** Head Coach, Miami

### COACHING HONORS

**2004** Jersey Shore Sports Hall of Fame inductee  
**2009** MAC Coach of the Year  
**2009** Maxwell Club's Tri-State Coach of the Year  
**2013** Lombardi Award for College Coaching & Leadership

### BOWL EXPERIENCE, COACH (2)

**2009** EagleBank Bowl (Temple)  
**2013** Russell Athletic Bowl (Miami)

### PLAYING EXPERIENCE

**1987-91** Penn State  
**1992** New England Patriots

## COACHING RECORD

YEAR	SCHOOL	OVERALL RECORD	CONFERENCE RECORD	FINISH	POSTSEASON
2006	Temple	1-11			
2007	Temple	4-8	4-4	t4th, MAC East	
2008	Temple	5-7	4-4	t2nd, MAC East	
2009	Temple	9-4	7-1	t1st, MAC East	EagleBank
2010	Temple	8-4	5-3	3rd, MAC East	
2011	Miami	6-6	3-5	5th, ACC Coastal	
2012	Miami	7-5	5-3	t1st, ACC Coastal	
2013	Miami	9-3	5-3	t2nd, ACC Coastal	Russell Athletic
2014	Miami	6-6	3-5	t5th, ACC Coastal	Independence Bowl
<b>NINE SEASONS</b>		<b>55-55</b>	<b>36-28</b>		
	Temple	27-34	20-12		
	Miami	28-21	16-16		

## HEAD COACH AL GOLDEN

coach on December 6, 2005, after spending the prior five seasons as defensive coordinator at the University of Virginia.

Named the 2009 MAC Coach of the Year and the Maxwell Club's Tri-State Coach of the Year, Golden also saw an unprecedented 15 Owls earn All-MAC honors, including a school record eight first-team All-MAC honorees. All-American Bernard Pierce was named the MAC Freshman of the Year, while sophomore Adrian Robinson garnered MAC Defensive Player of the Year accolades.

The Owls also received recognition for their community service efforts. In 2009, the Temple team was awarded the Robert P. Levy Community Service Award, presented by the Philadelphia Sports Congress, and the Athletic Department's inaugural T.E.A.M. [Temple's Exceptional Acts for Mankind] Award for community service.

Off the field, Golden has mentored the Owls through the greatest academic turnaround in the NCAA APR Reform Era. In his third season, Golden guided the Owls to a 5-7 mark, the team's most wins since 1990, and a second-place finish in the MAC East. Facing five opponents that went on to postseason play, the Owls persevered to new heights, despite losing three games on the very last play of the game.

In 2008, Golden saw five Owls earn All-MAC honors, including senior DT Terrance Knighton, Temple's then-only first-team selection. Temple showed significant improvement on special teams, leading the nation in kickoff returns. The Owls out-scored their opponents for the season for the first time since 1990. During his second season in 2007, Golden once again played the nation's most true freshmen (20) and started the nation's most true freshmen (12). He led the Owls to a 4-8 overall record and a 4-4 mark during their inaugural season in the Mid-American Conference.

Along the way, TU won three consecutive games. The fourth win tied Temple's mark for the most conference wins since 1967. Led by All-MAC players DT Andre Neblett and DB Dominique Harris, the Cherry & White defense led the MAC in total defense, red zone defense, and pass defense. The Owls' red zone defense ranked first nationally.

In his first campaign in Owl Country, Golden played 22 true freshmen, the most in the nation, against the third most difficult schedule in the country. Only national champion Florida (10) and Stanford (9) played more bowl participants during the regular season than the Owls, who competed against eight teams that earned postseason berths. Thirty-eight players saw their first major college football action under Golden in 2006, including 27 freshmen.

Golden captured his first victory at the helm when the Owls defeated Bowling Green, 28-14, at Lincoln Financial Field on Oct. 28, 2006. The win was the largest accomplishment for the Owls on the field, but a multitude of goals were achieved off the field during Golden's initial campaign. Temple unveiled the most comprehensive academic support team in the Mid-American Conference and teamed with Adidas as the team's official outfitter. The program was also successful in assembling a regional, nonconference schedule for years to come.

Recruiting has also been a tremendous success under Golden's leadership. His initial signing class in 2006 was rated best in the MAC by CollegeFootballNews.com, while the 2007 and 2008 classes earned top honors in the league from Scout.com.

With a commitment to community service and academics at the core of Golden's program, a multitude of individual honors were bestowed upon the Owls in 2006. Seven student-athletes were named to the 2006 Philadelphia Inquirer Academic All-Area Football team, providing Temple the most honorees of the 10 Delaware Valley institutions that sponsor football. Three players were named to the 2006 Eastern College Athletic Conference Division I-A Football All-Star Team, marking the most for the Owls on the ECAC squad since a trio also earned recognition in 1997.

In addition, three football student-athletes were named honorable mention freshman All-Americans by The Sporting News. It signaled the largest number of rookies to receive national recognition in program history.

Golden was named the youngest defensive coordinator in Division I-A by Virginia head coach Al Groh in January 2001, after spending the previous season at his alma mater, serving as linebackers coach and recruiting coordinator under Joe Paterno. From 2001 to 2004, the Cavaliers' defense improved under his tutelage, ranking 108th in total defense in his first year to ranking 18th in total defense in 2004. In the same time period, Virginia's scoring defense went from 74th in the nation (27.6 ppg) to 17th (17.7 ppg) utilizing Golden's 3-4 scheme.

In addition to his responsibilities as defensive coordinator, Golden directed the inside linebackers from 2001-04 before shifting to the secondary in 2005. In 2004, he oversaw a defense that featured the nation's best group of linebackers, according to Athlon, The Sporting News, and ESPN The Magazine. Under his guidance, Ahmad Brooks blossomed into a finalist for the Butkus Award. In 2003, Brooks and Kai Parham earned Freshman All-America honors. Golden was responsible for recruiting Brooks, the USA Today National Defensive Player of the Year--the highest ranked recruit to ever attend U.Va. Golden signed the Virginia High School Player of the Year in both 2002 (Brooks) and 2004 (Olu Hall).

During his first two seasons at Virginia, Golden helped develop two-time All-ACC linebacker Angelo Crowell, who currently plays with the Buffalo Bills, and 2003 Hula Bowl participant Merrill Robertson. Following the 2001 season, Golden was an assistant coach for the Gray team in the 64th Annual Blue-Gray All-Star Football Classic.

Golden began his coaching career in 1993 as offensive coordinator at Red Bank (N.J.) Catholic High School. He then served as a graduate assistant under George Welsh at Virginia from 1994 to 1996, where he worked primarily with the linebackers and the kickoff and punting teams. He helped develop All-ACC linebackers James Farrior and Jamie Sharper, both of whom were chosen in the 1997 NFL draft. Farrior was a first-round pick (#8) by the New York Jets, while Sharper was a second-round selection (#34) by the Baltimore Ravens. Golden then coached the linebackers at Boston College from 1997 to 1999 under Tom O'Brien. While at BC, Golden coached All-Big East and NFL linebackers Frank Chamberlin (Tennessee Titans) and Erik Storz (Jacksonville Jaguars). The Eagles finished the 1999 regular season with an 8-3 record and a top-25 national ranking, while making their first postseason bowl appearance since 1994.

Golden was a three-year (1989-91) letterwinner and two-year starter at tight end for Penn State, where he received the 1991 Ridge Riley Award, given annually to a player who displays excellence in scholarship, sportsmanship, friendship and leadership. As a junior in 1990, Golden played a key role in Penn State's nationally televised 24-21 upset of No. 1-ranked Notre Dame at South Bend.

His touchdown reception late in the fourth quarter tied the score at 21 as Penn State rallied from a 21-7 deficit. Golden captained the Nittany Lions his senior year and helped lead them to a 42-17 win over Tennessee in the 1992 Fiesta Bowl. Following that victory, Penn State finished with an 11-2 record and ranked third in the nation in the final 1991 AP poll.

After his tenure as a player in State College, Golden spent one season in the NFL with the New England Patriots.

Golden earned his undergraduate degree in pre-law from Penn State in 1991 before receiving his master's in sports psychology from Virginia in December, 1996.

A 2004 inductee of the Jersey Shore Sports Hall of Fame, he is married to the former Kelly Hanna of Lock Haven, Pa. The couple has three children--son A.J. (7), and daughters Addison (6) and Grace (3).



# HEAD COACH AL GOLDEN

MEDIA INFORMATION



## GOLDEN VS. ALL OPPONENTS

	OVERALL	TU	UM		OVERALL	TU	UM
Akron	4-0	4-0	-	Navy	1-3	1-3	-
Arkansas State	1-0	-	1-0	Nebraska	0-1	-	0-1
Army	3-1	3-1	-	North Carolina	3-1	-	3-1
Ball State	1-0	1-0	-	NC State	1-0	-	1-0
Bethune-Cookman	2-0	-	2-0	Northern Illinois	1-2	1-2	-
Boston College	1-1	-	1-1	Notre Dame	0-1	-	0-1
Bowling Green	2-1	2-1	-	Ohio	1-3	1-3	-
Buffalo	2-3	2-3	-	Ohio State	1-0	-	1-0
Central Michigan	1-2	1-2	-	Penn State	0-5	0-5	-
Cincinnati	1-0	-	1-0	Pitt	1-1	-	1-1
Clemson	0-1	0-1	-	Savannah State	1-0	-	1-0
Connecticut	1-2	1-2	-	Toledo	1-0	1-0	-
Duke	3-1	-	3-1	UCLA	0-1	0-1	-
Eastern Michigan	2-0	2-0	-	USF	3-0	-	3-0
Florida	1-0	-	1-0	Vanderbilt	0-1	0-1	-
Florida A&M	1-0	-	1-0	Villanova	1-1	1-1	-
Florida Atlantic	1-0	-	1-0	Virginia	1-3	-	1-3
Florida State	0-4	-	0-4	Virginia Tech	2-2	-	2-2
Georgia Tech	3-1	-	3-1	Wake Forest	1-0	-	1-0
Kansas State	0-2	-	0-2	Western Michigan	0-3	0-3	-
Kent State	3-2	3-2	-				
Louisville	0-2	0-2	-				
Maryland	0-1	-	0-1				
Miami, Ohio	3-1	3-1	-				
Minnesota	0-1	0-1	-				

## YEAR-BY-YEAR RESULTS

### AT TEMPLE (2006-2010)

#### 2006 (1-11)

DATE	OPPONENT	W/L	SCORE
A 31	at Buffalo OT	L	3-9
S 9	(13) Louisville	L	0-62
S 16	at Minnesota	L	0-62
S 23	at Western Michigan	L	7-41
S 30	at Vanderbilt	L	14-43
O 7	Kent State	L	17-28
O 12	vs. (12) Clemson	L	9-63
O 21	at Northern Illinois	L	21-43
O 28	Bowling Green (HC)	W	28-14
N 4	Central Michigan	L	26-42
N 11	at Penn State	L	0-47
N 18	at Navy	L	6-42

#### 2007 (4-8, 4-4 MAC)

DATE	OPPONENT	W/L	SCORE
A 31	Navy	L	19-30
S 8	Buffalo*	L	7-42
S 15	at Connecticut	L	17-22
S 22	at Bowling Green*	L	35-48
S 29	at Army	L	21-37
O 6	Northern Illinois* (HC)	W	16-15
O 13	at Akron*	W	24-20
O 20	Miami, Ohio*	W	24-17
N 2	at Ohio*	L	7-23
N 10	(25) Penn State	L	0-31
N 17	Kent State*	W	24-14
N 24	at Western Michigan*	L	3-16

#### 2008 (5-7, 4-4 MAC)

DATE	OPPONENT	W/L	SCORE
A 29	at Army	W	35-7
S 6	Connecticut OT	L	9-12
S 13	at Buffalo*	L	28-30
S 20	at (16) Penn State	L	3-45
S 27	Western Michigan* (HC)	L	3-7
O 4	at Miami, Ohio*	W	28-10
O 10	at Central Michigan*	L	14-24
O 21	Ohio*	W	14-10
N 1	at Navy OT	L	27-33
N 12	at Kent State*	L	38-41
N 22	Eastern Michigan*	W	55-52
N 28	Akron*	W	27-6

#### 2009 (9-4, 7-1 MAC)

#### MAC CO-EAST CHAMPIONS

DATE	OPPONENT	W/L	SCORE
S 3	Villanova	L	24-27
S 19	at (5) Penn State	L	6-31
S 26	Buffalo*	W	37-13
O 3	at Eastern Michigan*	W	24-12
O 10	Ball State*	W	24-19
O 17	Army (HC)	W	27-13
O 24	at Toledo*	W	40-24
O 31	at Navy	W	27-24
N 5	Miami, Ohio*	W	34-32
N 13	at Akron*	W	56-17
N 21	Kent State*	W	47-13
N 27	at Ohio*	L	17-35

#### 2009 EagleBank Bowl

D 29	UCLA	L	21-30
------	------	---	-------

#### 2010 (8-4, 5-3 MAC)

DATE	OPPONENT	W/L	SCORE
S 3	Villanova	W	31-24
S 9	Central Michigan* OT	W	13-10
S 18	Connecticut	W	30-16
S 25	at (23) Penn State	L	13-22
O 2	at Army	W	42-35
O 9	at Northern Illinois*	L	7-31
O 16	Bowling Green* (HC)	W	28-27
O 23	at Buffalo*	W	42-0
O 30	Akron*	W	30-0
N 6	at Kent State*	W	28-10
N 16	Ohio*	L	23-31
N 23	at Miami, Ohio*	L	3-23

### AT MIAMI (2011-PRESENT)

#### 2011 (6-6, 3-5 ACC)

DATE	OPPONENT	W/L	SCORE
S 5	at Maryland*	L	24-32
S 17	(17) Ohio State	W	24-6
S 24	Kansas State	L	24-28
O 1	Bethune-Cookman	W	45-14
O 8	at (21) Virginia Tech*	L	35-38
O 15	at North Carolina*	W	30-24
O 22	(22) Georgia Tech*	W	24-7
O 27	Virginia*	L	21-28
N 5	Duke* (HC)	W	49-14
N 12	at Florida State*	L	19-23
N 19	at USF	W	6-3
N 25	Boston College*	L	17-24

#### 2012 (7-5, 5-3 ACC)

DATE	OPPONENT	W/L	SCORE
S 1	at Boston College*	W	41-32
S 8	at (20) Kansas State	L	13-52
S 15	Bethune-Cookman	W	38-10
S 22	at Georgia Tech* OT	W	42-36
S 29	NC State*	W	44-37
O 6	at (9) Notre Dame	L	3-41
O 13	North Carolina*	L	14-18
O 20	(14) Florida State* (HC)	L	20-33
N 1	Virginia Tech*	W	30-12
N 10	at Virginia*	L	40-41
N 17	USF	W	40-9
N 24	at Duke*	W	52-45

#### 2013 (9-3, 5-3 ACC)

DATE	OPPONENT	W/L	SCORE
A 30	FAU	W	34-6
S 7	(12) Florida	W	21-16
S 21	Savannah State	W	77-7
S 28	at USF	W	49-21
O 5	Georgia Tech*	W	45-30
O 17	at North Carolina*	W	27-23
O 26	Wake Forest*	W	24-21
N 2	at (3) Florida State*	L	14-41
N 9	Virginia Tech* (HC)	L	24-42
N 16	at Duke*	L	30-48
N 23	Virginia*	W	45-26
N 29	at Pitt*	W	41-31

#### 2014 (6-6, 3-5 ACC)

DATE	OPPONENT	W/L	SCORE
S 1	at Louisville*	L	34-6
S 6	Florida A&M	W	21-16
S 13	Arkansas State	W	77-7
S 20	at (22) Nebraska	L	49-21
S 27	(23) Duke*	W	45-30
O 4	at Georgia Tech*	L	27-23
O 11	Cincinnati	W	24-21
O 23	at Virginia Tech*	W	14-41
N 1	North Carolina* (HC)	W	24-42
N 15	(2) Florida State*	L	30-48
N 22	at Virginia*	L	45-26
N 29	Pitt*	L	41-31



## COACHING STAFF



### MARK D'ONOFRIO

**ASSISTANT HEAD COACH /  
DEFENSIVE COORDINATOR  
PENN STATE, 1992**

Mark D'Onofrio is in his fourth season as Miami's defensive coordinator. In 2013, he guided a defense that has tallied 29 sacks, more than doubling the Canes' 2012 production (14 sacks) and forced 27 turnovers, including 18 interceptions. Also in 2013, LB Denzel Perryman earned first-team All-ACC status and was a Dick Butkus Award semifinalist.

In his first season at Miami, D'Onofrio's defense finished the season ranked ninth in the nation in red zone defense and 21st in scoring defense, holding opponents to an average of 20.08 points per game. The defense, under D'Onofrio's guidance, finished strong and proved stingy, giving up an average of only 13.5 points in the last five games of the season.

Prior to the 2011 season, D'Onofrio saw two of his Temple standouts drafted, now are active on NFL rosters. Defensive end Muhammad Wilkerson was taken in the first round by the New York Jets and free safety Jaiquwan Jarrett went in the second round to the Philadelphia Eagles. In all, three Owl were drafted during D'Onofrio's tenure and five former players are active in the NFL.

#### D'ONOFRIO FILE

**PERSONAL**

**Hometown** North Bergen, N.J.  
**Education** Penn State, 1992 (B.A., Labor and Industrial Relations)  
**Family** wife Lucia; sons Jack and Thomas

**COACHING EXPERIENCE**

**1993** Offensive Coordinator, Red Bank Catholic HS  
**1999** Linebackers, Saint Peter's (N.J.)  
**2000** Defensive Assistant, Georgia  
**2001** Linebackers, Rutgers  
**2002-03** Linebackers / Recruiting Coordinator, Rutgers  
**2004** Tight Ends / Special Teams, Virginia  
**2005** Inside Linebackers / Special Teams, Virginia  
**2006-07** Defensive Coordinator, Temple  
**2008-09** Assistant Head Coach / Defensive Coordinator, Temple  
**2010** Assistant Head Coach / Def. Coordinator / LBs, Temple  
**2011-pres.** Assistant Head Coach / Defensive Coordinator, Miami

**BOWL EXPERIENCE, COACH (2)**

**2009** EagleBank Bowl (Temple)  
**2013** Russell Athletic Bowl (Miami)



### JAMES COLEY

**OFFENSIVE COORDINATOR / QUARTERBACKS  
FLORIDA STATE, 1997**

James Coley is in his second season as offensive coordinator and quarterbacks coach for the Hurricanes.

In his first season, the Hurricanes averaged 425.8 yards of total offense and 33.8 points. Stephen Morris posted his second consecutive 3,000-yard passing season and Allen Hurns set the school single-season receiving mark (1,162). His offense produced four All-ACC performers, including Hurns, Morris, senior OL Brandon Linder and sophomore RB Duke Johnson.

Coley spent five seasons in Tallahassee on Jimbo Fisher's staff - all five as tight ends coach and the last three as the offensive coordinator. As the recruiting coordinator at Florida State in 2008 and 2009, he was instrumental in the Seminoles landing back-to-back Top 10 signing classes and was also named the ACC's top recruiter in 2010 by ESPN.com.

Prior to Florida State, Coley spent one season in his hometown of Miami as the offensive coordinator and quarterbacks coach at FIU. He completely overhauled the Golden Panthers offense and established new standards for rushing yardage, as the unit doubled its production over the second half of the season.

#### COLEY FILE

**PERSONAL**

**Hometown** Miami, Fla.  
**Education** Florida State, 1997 (B.A.)  
LSU, 2004 (M.S., kinesiology)  
**Family** wife Kenia; daughter Madison and son Brady

**COACHING EXPERIENCE**

**1997-99** Quarterbacks Coach, Miami Senior HS  
**2000-02** Assistant Head Coach/Off. Coordinator, Norland HS  
**2003-04** Graduate Assistant, LSU  
**2005-06** Offensive Assistant, Miami Dolphins  
**2007** Offensive Coordinator/Quarterbacks, FIU  
**2008-09** Tight Ends/Recruiting Coordinator, Florida State  
**2010-12** Offensive Coordinator/Tight Ends, Florida State  
**2013** Offensive Coordinator/Quarterbacks, Miami

**BOWL EXPERIENCE, COACH (8)**

**2003** Sugar Bowl (LSU)  
**2004** Capital One Bowl (LSU)  
**2008** Champs Sports Bowl (Florida State)  
**2009** Gator Bowl (Florida State)  
**2010** Chick-fil-A Bowl (Florida State)  
**2011** Champs Sports Bowl (Florida State)  
**2012** Orange Bowl (Florida State)  
**2013** Russell Athletic Bowl (Miami)



### JETHRO FRANKLIN

**SENIOR DEFENSIVE ASSISTANT / DEF. LINE  
FRESNO STATE, 1989**

Jethro Franklin is in his fourth season as the University of Miami's defensive line coach. Prior to arriving in Coral Gables, Franklin spent 20 years coaching defensive lines at the NFL and collegiate levels. The St. Lazaire, France, native has mentored some of the top defensive linemen in the NFL, including former Cane Russell Maryland. Franklin has also coached Packers' standouts Gilbert Brown and Santana Dotson and Pro Bowlers Mario Williams, Vonnie Holliday, Kabeer-Gbaja-Biamila and Maryland.

In 2011, Franklin's line helped the Canes to a No. 9 national ranking in red zone defense and 21st in scoring defense, holding opponents to an average of 20.08 points per game in his first season at Miami. Senior Marcus Robinson and freshman Anthony Chickillo combined for 10 sacks for a loss of 47 yards. Franklin's former standout lineman at Temple, Muhammad Wilkerson, was taken in the first round of the 2011 NFL Draft by the New York Jets.

Prior to joining the Hurricanes' staff, Franklin spent one season at Temple on Al Golden's staff as the line coach.

#### FRANKLIN FILE

**PERSONAL**

**Hometown** St. Lazaire, France  
**Education** Fresno State, 1989 (B.A., Criminology)  
**Family** wife Cherise; son Kahli; daughter Takara

**COACHING EXPERIENCE**

**1991-98** Defensive Line, Fresno State  
**1999-2000** Interior Defensive Line, UCLA  
**2000-04** Defensive Line, Green Bay Packers  
**2005-06** Defensive Line, USC  
**2006-07** Defensive Line, Tampa Bay Buccaneers  
**2007-08** Defensive Line, Houston Texans  
**2009-10** Defensive Line, USC  
**2010** Defensive Line, Temple University  
**2011-pres.** Defensive Line, University of Miami


**BOWL EXPERIENCE, COACH (6)**

**1991** California Bowl (Fresno State)  
**1992** Freedom Bowl (Fresno State)  
**1993** Aloha Bowl (Fresno State)  
**2006** Rose Bowl (USC)  
**2009** Emerald Bowl (USC)  
**2013** Russell Athletic Bowl (Miami)

MEDIA INFORMATION

# COACHING STAFF

MEDIA INFORMATION



## BRENNAN CARROLL

**WIDE RECEIVERS /  
NATIONAL RECRUITING COORDINATOR  
PITTSBURGH, 2001**

Brennan Carroll is in his fourth season as the University of Miami's national recruiting coordinator and his second as the wide receivers coach. Carroll was also the tight ends coach during his first two seasons at UM. In his first year of coaching receivers, he tutored senior Allen Hurns, who has posted one of the greatest receiving seasons in program history. The second-team All-ACC receiver set the school single-season receiving record with 1,162 yards.

Carroll came to Coral Gables after spending eight years with Southern California's football program, including six as a full-time assistant. He is the eldest son of former USC head coach and current Seattle Seahawks head coach Pete Carroll.

During his career, Carroll has tutored four NFL talents in Anthony McCoy (Seattle Seahawks), Fred Davis (Washington Redskins), Dominique Byrd (Washington Redskins) and Jordan Cameron (Cleveland Browns).

While at USC, the 33-year old, coached the tight ends. He took on the additional duty of recruiting coordinator beginning in 2007.

### CARROLL FILE

**PERSONAL**


**Hometown** Saratoga, Calif.  
**Education** Pittsburgh, 2001 (B.S., Social Sciences)  
**Family** wife Amber; son Dillon; daughter Colbie

**COACHING EXPERIENCE**

**2002** Offensive Assistant / Special Teams, USC  
**2003** Offensive Assistant / Tight Ends, USC  
**2004-06** Tight Ends, USC  
**2007-10** Tight Ends / Recruiting Coordinator, USC  
**2011-12** Tight Ends / National Recruiting Coordinator, Miami  
**2013** Wide Receivers / National Recruiting Coordinator, Miami

**BOWL EXPERIENCE, COACH (8)**

**2002** Orange Bowl (USC)  
**2003** Rose Bowl (USC)  
**2004** Orange Bowl (USC)  
**2005** Rose Bowl (USC)  
**2006** Rose Bowl (USC)  
**2007** Rose Bowl (USC)  
**2008** Rose Bowl (USC)  
**2013** Russell Athletic Bowl (Miami)



## TIM "ICE" HARRIS

**RUNNING BACKS  
MIAMI**

Tim "Ice" Harris is in his first season on the Miami Hurricanes coaching staff as running backs coach.

Harris was named Assistant Director of Football Operations on Al Golden's staff on March 3, 2014, where he served as the primary liaison with high school coaches. He also assisted in coordinating community service events for current student-athletes.

Harris has more than 24 years of high school coaching experience and returns to Miami after a second successful stint as the head coach of Booker T. Washington (2003-07, 2011-13), where he compiled a 99-10 record in eight seasons. He was named Florida Dairy Farm Florida Coach of the Year in 2012 and 2013 after guiding Booker T. Washington to back-to-back Class 4A state championships. Booker T. Washington finished No. 1 in the final MaxPreps national football rankings.

A native of Miami, Harris played three years as a defensive back at Carthage College in Kenosha, Wisconsin.


### HARRIS FILE

**PERSONAL**

**Hometown** Miami, Fla.  
**Education** Miami, expected  
**Family** wife Chonita; sons Brandon, Tim Jr., and Treon

**COACHING EXPERIENCE**

**1986-96** Head Coach, Miami High School  
**1997-98** Offensive Coordinator, Northwestern HS  
**1999-00** Offensive Coordinator, Miami Central HS  
**2001-02** Offensive Coordinator, Northwestern HS  
**2003-07** Head Coach, Booker T. Washington HS  
**2011-13** Head Coach, Booker T. Washington HS  
**2014-14** Assistant Director of Football Operations, Miami  
**2014** Running Backs Coach, Miami



## ART KEHOE

**OFFENSIVE LINE  
MIAMI, 1982**

Art Kehoe is in his fourth season as the offensive line coach on Al Golden's staff and his 30th year overall as a Miami Hurricane. Kehoe, an integral part of the U Football legacy, has coached some of the best offensive linemen to ever play the game.

His 2013 offensive line paved the way for four All-ACC selections.

In his first season back at Miami since 2005, Kehoe coached a 2011 line that helped UM to one of its most efficient offensive seasons in memory. The line blocked for the likes of Lamar Miller (1,272 rushing yards) and protected quarterback Jacory Harris (2,486 passing yards) en route to a national ranking of No. 3 in offensive efficiency, according to Footballoutsiders.com.

Kehoe's tenure of 28 years at Miami, a span during which he has either played or coached for six head football coaches, ranks among the longest of any UM athletics figure.

### KEHOE FILE

**PERSONAL**

**Hometown** Conshohocken, Pa  
**Education** Miami, 1982 (B.A., Business Administration)  
**Family** wife Dee; son Jake; daughter Madison

**COACHING EXPERIENCE**

**1981** Student Assistant, Miami  
**1982-84** Graduate Assistant, Miami  
**1985-91** Offensive Line Assistant, Miami  
**1992-94** Tight Ends / Offensive Line Assistant, Miami  
**1995** Interim Coach, Miami  
**1995-2001** Offensive Line, Miami  
**2002-05** Assistant Head Coach / Offensive Line, Miami  
**2006-07** Assistant Head Coach / Offensive Line, Ole Miss  
**2008-10** Offensive Line, UFL California Redwoods  
**2011-pres.** Offensive Line, Miami

**BOWL EXPERIENCE, COACH (21)**

*All at the University of Miami*

<b>1984</b> Orange	<b>1991</b> Cotton	<b>2000</b> Gator
<b>1985</b> Fiesta	<b>1992</b> Orange	<b>2001</b> Sugar
<b>1986</b> Sugar	<b>1993</b> Sugar	<b>2002</b> Rose
<b>1987</b> Fiesta	<b>1994</b> Fiesta	<b>2003</b> Fiesta
<b>1988</b> Orange	<b>1995</b> Orange	<b>2004</b> Orange
<b>1989</b> Orange	<b>1996</b> Carquest	<b>2005</b> Peach
<b>1990</b> Sugar	<b>1998</b> Micron PC	<b>2013</b> Russell Athletic



## COACHING STAFF



**LARRY SCOTT**

**TIGHT ENDS**  
**USF, 2000**

Florida native Larry Scott was named the Miami Hurricanes tight ends coach on Feb. 25, 2013.

Scott, a native of Sebring, Fla., had spent the previous eight seasons at USF, beginning in 2005 as the director of high school relations. In 2006, he moved to a graduate assistant role before coaching tight ends in 2007-08 and again in 2010-11. Between tight end coaching stints, he coached the offensive line in 2009. Last season, he coached the running backs and became an offensive assistant in 2013.

During his second stint as the Bulls' TE coach, Scott and his group helped USF to its fifth-straight eight-win season, making it one of only 15 programs nationally and one of just 10 in BCS leagues to accomplish the feat.

Scott's biggest impact on USF came in recruiting within Miami-Dade and Broward counties. USF's 2008 class was considered to be among the best in program history until the Bulls' 2009 class was ranked No. 21 nationally.

### SCOTT FILE

**PERSONAL**

**Hometown** Sebring, Fla.  
**Education** USF, 2000  
**Family** wife Shakiera; sons Larry and Jalen; daughter Jurnee

**COACHING EXPERIENCE**

**2001** Run Game Coordinator / Offensive Line, Wharton HS  
**2001-03** Offensive Coordinator / Offensive Line, Freedom HS  
**2004** Co-Offensive Coordinator, Sebring HS  
**2005** Director of High School Relations, USF  
**2006** Graduate Assistant, USF  
**2007-08** Tight Ends, USF  
**2009** Offensive Line, USF  
**2010-11** Tight Ends, USF  
**2012** Running Backs, USF  
**2013** Tight Ends, Miami

**BOWL EXPERIENCE, COACH (6)**

**2006** Papajohns.com Bowl (USF)  
**2007** Brut Sun Bowl (USF)  
**2008** MagicJack St. Petersburg Bowl (USF)  
**2009** International Bowl (USF)  
**2010** Meineke Car Care Bowl (USF)  
**2013** Russell Athletic Bowl (Miami)



**PAUL WILLIAMS**

**DEFENSIVE BACKS**  
**DELAWARE, 1996**

Paul Williams, who has 18 seasons of collegiate coaching experience, is in his fourth year as the University of Miami's defensive backs coach. Williams' unit has helped the Canes amassed 18 interceptions on defense - the ninth-most in the nation in 2013.

In his first year at Miami, the Canes were the 21st-rated scoring defense in the nation, holding opponents to an average of 20.08 points per game.

Prior to arriving in Coral Gables, Williams spent five seasons as defensive backs coach at Temple University under Al Golden.

Williams' defensive backs helped lead Temple to a successful 2010 campaign, finishing 8-4 and 5-3 in the Mid-American Conference. Standout defensive back Jaiquawn Jarrett garnered All-MAC first-team honors for the second year in a row, headlining a group of four defensive players earning all-conference accolades. Jarrett was a second-round NFL draft pick by the Philadelphia Eagles.

### WILLIAMS FILE

**PERSONAL**

**Hometown** Newark, Del.  
**Education** Delaware, 1996 (B.A., Physical Education)  
**Family** wife Nicole; son Austin

**COACHING EXPERIENCE**

**1996** Assistant Defensive Line, Lafayette College  
**1997-98** Assistant Secondary / Special Teams, Pennsylvania  
**1999-2000** Wide Receivers / Special Teams, Delaware  
**2001-04** Secondary / Special Teams, Western Michigan  
**2005-06** Safeties, Western Michigan  
**2006-10** Defensive Backs, Temple  
**2011-pres.** Defensive Backs, Miami

**BOWL EXPERIENCE, COACH (2)**

**2009** EagleBank Bowl (Temple)  
**2013** Russell Athletic Bowl (Miami)



**HURLIE BROWN**

**LINEBACKERS**  
**MIAMI, 1992**

Hurlie Brown is in his second season as the Miami Hurricanes' running backs coach, ascending to the post on Feb. 10, 2013. Under his watch in 2013, sophomore Duke Johnson rushed for 920 yards, while sophomore Dallas Crawford rushed for 12 touchdowns.

Brown spent the previous two seasons as a member of Golden's staff as the senior football operations coordinator and was responsible for community outreach and recruiting official visits among other administrative duties.

Prior to returning to his alma mater, Brown spent four-plus years at Louisiana-Lafayette, where he served as defensive backs/kickoff team coordinator (2007-10) and secondary coach (2010-11).

The Merritt Island, Fla., native was a standout safety for the Hurricanes from 1988-91. After winning two national titles under Jimmy Johnson and Dennis Erickson, he began his coaching career as a graduate assistant under Erickson for the 1992 season.

### BROWN FILE

**PERSONAL**

**Hometown** Merritt Island, Fla.  
**Education** Miami, 1992  
**Family** wife Tawny

**COACHING EXPERIENCE**

**1992** Graduate Assistant, Miami  
**1998** Defensive Backs, Dillard HS  
**1999-2001** Special Teams Coordinator / DBs, Merritt Island HS  
**2001-06** Defensive Backs, FIU  
**2006-10** Secondary Coach, Louisiana-Lafayette  
**2011-12** Senior Football Operations Coordinator, Miami  
**2013** Running Backs, Miami

**BOWL EXPERIENCE, COACH (2)**

**1992** Orange Bowl (Miami)  
**2013** Russell Athletic Bowl (Miami)

MEDIA INFORMATION





# SUPPORT STAFF

MEDIA INFORMATION



**JORGE BAEZ**  
*Assistant Director  
Player Personnel*




**LINDSAY BOHLEN**  
*Assistant Director  
Football Operations - Recruiting*



**ANDREW BRONSTEEN**  
*Quality Control Analyst  
Defense*



**MONICA BUSTILLO**  
*Administrative Assistant  
to Head Coach*



**DAVID CASE**  
*Head Equipment Manager*



**COLS COLAS**  
*Assistant Coach  
Strength & Conditioning*



**DON CORZINE**  
*Director of Football Operations*




**MATT DOHERTY**  
*Director of Player Personnel*



**VICTOR ISHMAEL**  
*Assistant Coach  
Strength & Conditioning*



**ERIC JOSEPHS**  
*Assistant Director  
Player Personnel*



**BRANDON LUMISH**  
*Quality Control Analyst  
Offense*



**RYAN McNAMEE**  
*Director of Player Development*



**DERRON MONTGOMERY**  
*Graduate Assistant  
Slot Receivers*



**COLE PEMBERTON**  
*Graduate Assistant  
Offensive Line*



**ANDREW ROSSETTI**  
*Video Coordinator*



**VINNY SCAVO**  
*Head Athletic Trainer*



**ANDREU SWASEY**  
*Head Coach  
Strength & Conditioning*



**DUSTIN WEST**  
*Assistant Athletic Trainer*



**SANDI WEST**  
*Administrative Assistant  
Football Operations*



**MIKE ZUCKERMAN**  
*Graduate Assistant  
Outside Linebackers &  
Defensive Ends*

**Not Pictured:** Kevin Beard (Assistant Director of Operations), Kareem Brown (Graduate Assistant - Defensive Line), Jared Myers (Assistant Coordinator - Video), Ralph Noguerras (Assistant Equipment Manager), Stick Rogers (Assistant Equipment Manager)

# SEASON NOTEBOOK

## INDIVIDUAL HONORS *(as of Dec. 8, 2014)*

### DEON BUSH

All-ACC, Honorable Mention (ACSMA)  
All-ACC, Honorable Mention (Coaches)

### ANTHONY CHICKILLO

All-ACC, Third Team (Coaches)  
All-ACC, Honorable Mention (ACSMA)

### PHILLIP DORSETT

All-ACC, Second Team (ACSMA)  
All-ACC, Second Team (Coaches)  
ACC Receiver of the Week, Oct. 13  
ACC Receiver of the Week, Sept. 15

### NANTAMBU-AKIL FENTRESS

Burlsworth Trophy nominee

### JON FELICIANO

All-ACC, Honorable Mention (ACSMA)  
All-ACC, Honorable Mention (Coaches)

### ERECK FLOWERS

All-ACC, Second Team (ACSMA)  
All-ACC, Second Team (Coaches)

### JERMAINE GRACE

ACC Linebacker of the Week, Oct. 27

### DUKE JOHNSON

All-ACC, First Team (ACSMA)  
All-ACC, First Team (Coaches)  
Brian Piccolo Award Winner (ACC)  
Doak Walker Award semifinalist  
Maxwell Award semifinalist  
Walter Camp Award player to watch  
ACC Offensive Back of the Week, Oct. 27

### BRAD KAAYA

ACC Rookie of the Year (ACSMA)  
ACC Offensive Rookie of the Year (ACSMA)  
ACC Rookie of the Year (Coaches)  
ACC Offensive Rookie of the Year (Coaches)  
All-ACC, Honorable Mention (ACSMA)  
ACC Rookie of the Week, Oct. 13

### TYRIQ McCORD

ACC Co-Linebacker of the Week, Oct. 13

### SHANE McDERMOTT

All-ACC, First Team (Coaches)  
All-ACC, Honorable Mention (ACSMA)  
ACC Offensive Lineman of the Week, Oct. 27

### DENZEL PERRYMAN

All-ACC, First Team (ACSMA)  
All-ACC, First Team (Coaches)  
All-America, Second Team (CBSSports.com)

### DENZEL PERRYMAN (cont'd)

Butkus Award finalist  
Bednarik Award semifinalist

### OLSEN PIERRE


All-ACC, Honorable Mention (ACSMA)  
All-ACC, Honorable Mention (Coaches)

### JUSTIN VOGEL

All-ACC, Third Team (ACSMA)  
All-ACC, Third Team (Coaches)  
Ray Guy Award semifinalist  
ACC Co-Specialist of the Week, Sept. 29

### CLIVE WALFORD

All-ACC, Second Team (ACSMA)  
All-ACC, Second Team (Coaches)  
Mackey Award finalist



*2014 ACC Rookie of the Year Brad Kaaya*



# 2014 STATISTICS

## RESULTS

						6-6 (3-5 ACC)	
DATE	UM	OPP	OPPONENT	W/L	SCORE	ATT	
Sept. 1	RV	RV	at Louisville	L	31-13	55,428	
Sept. 6	NR	NR	Florida A&M	W	41-7	48,254	
Sept. 13	NR	NR	Arkansas State	W	41-20	41,519	
Sept. 20	NR	24	at Nebraska	L	41-31	91,585	
Sept. 27	NR	23	Duke	W	22-10	44,559	
Oct. 4	NR	RV	at Georgia Tech	L	28-17	52,221	
Oct. 11	NR	NR	Cincinnati	W	55-34	43,953	
Oct. 23	NR	NR	at Virginia Tech	W	30-6	64,007	
Nov. 1	NR	NR	North Carolina	W	47-20	51,702	
Nov. 15	RV	2	Florida State	L	30-26	76,530	
Nov. 22	RV	NR	at Virginia	L	30-13	39,112	
Nov. 29	NR	NR	Pittsburgh	L	35-23	61,106	

## TEAM STATISTICS

	UM	OPP
<b>SCORING</b>	359	292
Points Per Game	29.9	24.3
Points Off Turnovers	116	92
<b>FIRST DOWNS</b>	237	233
Rushing	104	106
Passing	117	99
Penalty	16	28
<b>RUSHING YARDAGE</b>	2159	1722
Yards gained rushing	2443	2093
Yards lost rushing	284	371
Rushing Attempts	406	468
Average Per Rush	5.3	3.7
Average Per Game	179.9	143.5
TDs Rushing	18	20
<b>PASSING YARDAGE</b>	3013	2209
Comp-Att-Int	208-358-11	207-363-10
Average Per Pass	8.4	6.1
Average Per Catch	14.5	10.7
Average Per Game	251.1	184.1
TDs Passing	25	12
<b>TOTAL OFFENSE</b>	5172	3931
Total Plays	764	831
Average Per Play	6.8	4.7
Average Per Game	431.0	327.6
<b>KICK RETURNS: #-Yards</b>	33-673	49-1202
<b>PUNT RETURNS: #-Yards</b>	22-145	15-104
<b>INT RETURNS: #-Yards</b>	10-93	11-123
<b>KICK RETURN AVERAGE</b>	20.4	24.5
<b>PUNT RETURN AVERAGE</b>	6.6	6.9
<b>INT RETURN AVERAGE</b>	9.3	11.2
<b>FUMBLES-LOST</b>	18-11	26-13
<b>PENALTIES-Yards</b>	88-787	67-585
Average Per Game	65.6	48.8
<b>PUNTS-Yards</b>	49-2142	62-2559
Average Per Punt	43.7	41.3
Net punt average	41.2	37.6
<b>KICKOFFS-Yards</b>	72-4350	51-3191
Average Per Kick	60.4	62.6
Net kick average	36.8	38.6
<b>TIME OF POSSESSION/Minute</b>	29:21	30:34
<b>3RD-DOWN Conversions</b>	54/149	69/176
3rd-Down Pct	36%	39%
<b>4TH-DOWN Conversions</b>	13/20	11/21
4th-Down Pct	65%	52%
<b>SACKS BY-Yards</b>	25-171	19-147
<b>MISC YARDS</b>	0	80
<b>TOUCHDOWNS SCORED</b>	45	36
<b>FIELD GOALS-ATTEMPTS</b>	16-21	12-16
<b>ON-SIDE KICKS</b>	0-1	1-2
<b>RED-ZONE SCORES</b>	(34-44) 77%	(34-41) 83%
<b>RED-ZONE TOUCHDOWNS</b>	(23-44) 52%	(26-41) 63%
<b>PAT-ATTEMPTS</b>	(39-43) 91%	(34-36) 94%
<b>ATTENDANCE</b>	367623	302353
Games/Avg Per Game	7/52518	5/60471
Neutral Site Games		0/0

## SCORE BY QUARTERS

	1st	2nd	3rd	4th	Total
Miami	111	112	78	58	359
Opponents	49	84	62	97	292

## RUSHING

RUSHING	GP	Att	Gain	Loss	Net	Avg	TD	Long	Avg/G
Duke Johnson	12	218	1548	28	1520	7.0	10	90	126.7
Joe Yearby	11	80	500	11	489	6.1	1	62	44.5
Gus Edwards	11	55	333	9	324	5.9	5	40	29.5
Trayone Gray	6	6	27	3	24	4.0	1	10	4.0
Stacy Coley	11	4	20	6	14	3.5	0	10	1.3

Ronald Regula	6	1	1	0	1	1.0	0	0	0.2
Herb Waters	12	1	0	0	0	0.0	0	0	0.0
Walter Tucker	10	1	0	3	-3	-3.0	0	0	-0.3
Phillip Dorsett	12	2	1	7	-6	-3.0	0	1	-0.5
Jake Heaps	6	3	3	13	-10	-3.3	0	2	-1.7
TEAM	10	11	0	70	-70	-6.4	0	0	-7.0
Brad Kaaya	12	24	10	134	-124	-5.2	1	5	-10.3
Total	12	406	2443	284	2159	5.3	18	90	179.9
Opponents	12	468	2093	371	1722	3.7	20	44	143.5

## PASSING

	G	EFFIC	CMP-ATT-INT	PCT	YDS	TD	LNG	AVG/G
Brad Kaaya	12	148.21	202-345-11	58.6	2962	25	79	246.8
Jake Heaps	6	85.70	6-12-0	50.0	51	0	17	8.5
Ryan Williams	2	0.00	0-1-0	0.0	0	0	0	0.0
Total	12	145.70	208-358-11	58.1	3013	25	79	251.1
Opponents	12	113.54	207-363-10	57.0	2209	12	45	184.1

## RECEIVING

	G	No.	Yds	Avg	TD	Long	Avg/G
Clive Walford	12	44	676	15.4	7	61	56.3
Duke Johnson	12	33	370	11.2	3	37	30.8
Phillip Dorsett	12	31	826	26.6	9	79	68.8
Malcolm Lewis	11	23	192	8.3	1	24	17.5
Herb Waters	12	20	277	13.9	1	28	23.1
Braxton Berrios	11	20	218	10.9	3	33	19.8
Stacy Coley	11	19	153	8.1	0	22	13.9
Joe Yearby	11	7	111	15.9	1	47	10.1
Standish Dobard	11	6	115	19.2	0	23	10.5
Gus Edwards	11	2	44	22.0	0	25	4.0
D'Mauri Jones	8	1	13	13.0	0	13	1.6
Jake O'Donnell	7	1	10	10.0	0	10	1.4
Walter Tucker	10	1	8	8.0	0	8	0.8
Total	12	208	3013	14.5	25	79	251.1
Opponents	12	199	2103	10.6	11	43	175.2

## TOTAL OFFENSE

	G	Plays	Rush	Pass	Total	Avg/G
Brad Kaaya	12	369	-124	2962	2838	236.5
Duke Johnson	12	218	1520	0	1520	126.7
Joe Yearby	11	80	489	0	489	44.5
Gus Edwards	11	55	324	0	324	29.5
Jake Heaps	6	15	-10	51	41	6.8
Trayone Gray	6	6	24	0	24	4.0
Stacy Coley	11	4	14	0	14	1.3
Ronald Regula	6	1	1	0	1	0.2
Walter Tucker	10	1	-3	0	-3	-0.3
Phillip Dorsett	12	2	-6	0	-6	-0.5
TEAM	10	11	-70	0	-70	-7.0
Total	12	764	2159	3013	5172	431.0
Opponents	12	831	1722	2209	3931	327.6

## SCORING

	TD	FGs	PAT	RUSH	RCV	PASS	DXP	SAF	PTS
Duke Johnson	13	0-0	0-0	0-0	0	0-0	0	0	78
Michael Badgley	0	12-15	33-37	0-0	0	0-0	0	0	69
Phillip Dorsett	9	0-0	0-0	0-0	0	0-0	0	0	54
Clive Walford	7	0-0	0-0	0-0	0	0-0	0	0	42
Gus Edwards	5	0-0	0-0	0-0	0	0-0	0	0	30
Matt Goudis	0	4-6	6-6	0-0	0	0-0	0	0	18
Braxton Berrios	3	0-0	0-0	0-0	0	0-0	0	0	18
Joe Yearby	2	0-0	0-0	0-0	0	0-0	0	0	12
Herb Waters	1	0-0	0-0	0-0	0	0-0	0	0	6
Tyriq McCord	1	0-0	0-0	0-0	0	0-0	0	0	6
Malcolm Lewis	1	0-0	0-0	0-0	0	0-0	0	0	6
Hugo Delepenha	1	0-0	0-0	0-0	0	0-0	0	0	6
Brad Kaaya	1	0-0	0-0	0-0	0	0-2	0	0	6
Trayone Gray	1	0-0	0-0	0-0	0	0-0	0	0	6
TEAM	0	0-0	0-0	0-0	0	0-0	0	1	2
Total	45	16-21	39-43	0-0	0	0-2	0	1	359
Opponents	36	12-16	34-36	0-0	0	0-1	0	0	292

## KICKOFFS

	NO	YDS	AVG	LG	OB	RET	NET	YDLN
Justin Vogel	53	3292	62.1	15	1			
Michael Badgley	19	1058	55.7	5	1			
Total	72	4350	60.4	20	2	1202	36.8	28
Opponents	51	3191	62.6	22	2	673	38.6	26



# 2014 STATISTICS

## SCORING DRIVES

Opponent	Plays	Yards	Time	Result
Louisville	6	38	4:02	TD
Louisville	9	88	5:15	FG
Louisville	4	1	1:48	FG
Florida A&M	6	49	1:56	TD
Florida A&M	2	13	0:39	TD
Florida A&M	4	83	2:21	TD
Florida A&M	5	54	3:02	TD
Florida A&M	11	66	5:27	FG
Florida A&M	7	42	3:58	TD
Florida A&M	4	3	1:36	FG
Arkansas State	2	67	0:37	TD
Arkansas State	3	70	0:42	TD
Arkansas State	6	66	2:47	FG
Arkansas State	7	69	3:39	TD
Arkansas State	3	60	0:53	TD
Arkansas State	9	65	2:56	TD
Nebraska	9	73	4:34	TD
Nebraska	4	56	1:38	TD
Nebraska	10	76	4:51	TD
Nebraska	8	47	3:46	FG
Nebraska	14*	79	3:49	TD
Duke	9	63	3:59	FG
Duke	8	76	2:49	TD
Duke	7	32	3:04	TD
Duke	4	66	1:29	TD
Georgia Tech	6	75	4:19	TD
Georgia Tech	3	92^	1:25	TD
Georgia Tech	10	71	4:39	FG
Cincinnati	1	80	0:13	TD
Cincinnati	7	85	1:52	TD
Cincinnati	5	74	2:52	TD
Cincinnati	8	52	4:13	TD
Cincinnati	9	59	3:41	FG
Cincinnati	1	79	0:18	TD
Cincinnati	4	75	1:55	TD
Cincinnati	2	43	0:56	TD
Virginia Tech	9	51	4:02	FG
Virginia Tech	12	79	5:17	TD
Virginia Tech	1	24	0:05	TD
Virginia Tech	7	80	3:52	TD
North Carolina	13	84	7:10!	TD
North Carolina	7	61	3:57	TD
North Carolina	1	90	0:13	TD
North Carolina	7	56	1:51	TD
North Carolina	5	75	2:23	TD
North Carolina	3	12	1:19	TD
North Carolina	7	30	3:01	TD
Florida State	9	83	4:53	TD
Florida State	8	71	3:55	TD
Florida State	4	-1	1:28	FG
Florida State	4	75	1:57	TD
Florida State	9	46	3:44	FG
Virginia	3	66	1:05	TD
Pittsburgh	11	52	4:59	FG
Pittsburgh	4	79	1:52	TD
Pittsburgh	11	49	4:59	FG
Pittsburgh	6	81	2:28	TD
Pittsburgh	13	56	5:36	FG

\* - Most Plays | ^ - Most Yards | ! - Most Time

## INTERCEPTIONS

	NO	YDS	AVG	TD	LG
Raphael Kirby	2	9	4.5	0	10
Ladarius Gunter	2	18	9.0	0	18
Deon Bush	2	0	0.0	0	0
Tyriq McCord	1	46	46.0	1	46
Tracy Howard	1	0	0.0	0	0
Denzel Perryman	1	20	20.0	0	20
Jamal Carter	1	0	0.0	0	0

## KICK RETURNS

	NO	YDS	AVG	TD	LG
Stacy Coley	24	541	22.5	0	41
Phillip Dorsett	6	85	14.2	0	22
Herb Waters	1	17	17.0	0	17
Walter Tucker	1	3	3.0	0	3
Artie Burns	1	27	27.0	0	27
<b>Total</b>	<b>33</b>	<b>673</b>	<b>20.4</b>	<b>0</b>	<b>41</b>
<b>Opponents</b>	<b>49</b>	<b>1202</b>	<b>24.5</b>	<b>1</b>	<b>97</b>

## PUNT RETURNS

	NO	YDS	AVG	TD	LG
Stacy Coley	15	105	7.0	0	29
Braxton Berrios	4	20	5.0	0	14
Herb Waters	1	1	1.0	0	1
Garrett Kidd	1	12	12.0	0	0
Phillip Dorsett	1	-6	-6.0	0	0
Hugo Delepenha	0	13	0.0	1	13
<b>Total</b>	<b>22</b>	<b>145</b>	<b>6.6</b>	<b>1</b>	<b>29</b>
<b>Opponents</b>	<b>15</b>	<b>104</b>	<b>6.9</b>	<b>0</b>	<b>34</b>

## FUMBLE RETURNS

	No.	Yds	Avg	TD	Long
Corn Elder	1	8	8.0	0	8
Jermaine Grace	1	7	7.0	0	7
<b>Total</b>	<b>2</b>	<b>15</b>	<b>7.5</b>	<b>0</b>	<b>8</b>
<b>Opponents</b>	<b>4</b>	<b>125</b>	<b>31.2</b>	<b>4</b>	<b>57</b>

## ALL-PURPOSE YARDS

	G	RUSH	REC	PR	KR	IR	TOT	AVG/G
Duke Johnson	12	1520	370	0	0	0	1890	157.5
Phillip Dorsett	12	-6	826	-6	85	0	899	74.9
Stacy Coley	11	14	153	105	541	0	813	73.9
Clive Walford	12	0	676	0	0	0	676	56.3
Joe Yearby	11	489	111	0	0	0	600	54.5
Gus Edwards	11	324	44	0	0	0	368	33.5
Herb Waters	12	0	277	1	17	0	295	24.6
Braxton Berrios	11	0	218	20	0	0	238	21.6
Malcolm Lewis	11	0	192	0	0	0	192	17.5
Standish Dobard	11	0	115	0	0	0	115	10.5
Tyriq McCord	12	0	0	0	0	46	46	3.8
Artie Burns	12	0	0	0	27	0	27	2.2
Trayone Gray	6	24	0	0	0	0	24	4.0
Denzel Perryman	12	0	0	0	0	20	20	1.7
Ladarius Gunter	12	0	0	0	0	18	18	1.5
D'Mauri Jones	8	0	13	0	0	0	13	1.6
Hugo Delepenha	8	0	0	13	0	0	13	1.6
Garrett Kidd	10	0	0	12	0	0	12	1.2
Jake O'Donnell	7	0	10	0	0	0	10	1.4
Raphael Kirby	12	0	0	0	0	9	9	0.8
Walter Tucker	10	-3	8	0	3	0	8	0.8
Ronald Regula	6	1	0	0	0	0	1	0.2
Jake Heaps	6	-10	0	0	0	0	-10	-1.7
TEAM	10	-70	0	0	0	0	-70	-7.0
Brad Kaaya	12	-124	0	0	0	0	-124	-10.3
<b>Total</b>	<b>12</b>	<b>2159</b>	<b>3013</b>	<b>145</b>	<b>673</b>	<b>93</b>	<b>6083</b>	<b>506.9</b>
<b>Opponents</b>	<b>12</b>	<b>1722</b>	<b>2103</b>	<b>104</b>	<b>1202</b>	<b>123</b>	<b>5254</b>	<b>437.8</b>

## PUNTING

	NO	YDS	AVG	LG	TB	FC	I20	BLK
Justin Vogel	49	2142	43.7	65	1	18	21	0

## FIELD GOALS

	FG	PCT	0-19	20-29	30-39	40-49	50-99	LG	BLK
Matt Goudis	4-6	66.7	0-0	4-4	0-1	0-1	0-0	24	0
Michael Badgley	12-15	80.0	0-0	4-5	3-4	5-5	0-1	48	1



# 2014 STATISTICS

## DEFENSIVE STATISTICS

	GP-GS	UA	AT	TT	TFL-YDS	SACK-YDS	INT-YDS	PBU	QBH	FR-YDS	FF	BLK	SAF
52 Denzel Perryman	12-12	73	29	102	8.5-22	2.0-10	1-20	4	.	.	3	.	.
5 Jermaine Grace	12-0	34	23	57	5.5-21	3.0-17	.	1	2	2-7	.	.	.
34 T. Armbrister	12-12	36	17	53	8.0-65	5.0-54	.	1	.	1-0	2	.	.
28 N. Fentress	12-7	32	19	51	3.0-16	.	.	.	.	.	.	.	.
56 Raphael Kirby	12-12	27	23	50	3.5-5	.	2-9	2	.	1-0	2	.	.
2 Deon Bush	11-10	36	12	48	3.0-19	2.0-18	2-0	1	1	1-0	5	.	.
17 Tyriq McCord	12-11	23	20	43	5.5-15	2.0-11	1-46	3	2	1-0	1	.	.
71 A. Chickillo	12-12	18	20	38	3.5-24	2.0-18	.	3	5	2-0	1	.	.
1 Artie Burns	12-11	21	16	37	2.0-12	2.0-12	.	6	.	.	.	.	.
25 Dallas Crawford	12-5	17	18	35	0.5-1	.	.	2	.	.	.	.	.
47 Ufomba Kamalu	12-1	20	12	32	4.0-22	3.5-19	.	2	2	.	.	.	.
91 Olsen Pierre	12-12	20	11	31	2.5-6	.	.	2	2	1-0	.	.	.
29 Corn Elder	12-1	22	9	31	2.0-8	1.0-5	.	3	.	2-8	.	.	.
6A Jamal Carter	12-2	15	11	26	.	.	1-0	5	.	.	.	.	.
37 Ladarius Gunter	12-12	19	7	26	.	.	2-18	6	.	.	.	.	.
93 C. Heurtelou	12-11	6	16	22	.	.	.	.	1	1-0	.	.	.
3 Tracy Howard	12-1	16	4	20	.	.	1-0	1	.	.	1	.	.
58 Darrion Owens	11-0	11	9	20	.	.	.	1	3	.	.	.	.
21 A. Crawford	12-0	14	1	15	1.0-2	1.0-2	.	5	.	1-0	1	.	.
33 Trent Harris	11-1	9	6	15	1.0-2	.	.	.	.	.	.	.	.
92 Courtel Jenkins	11-0	7	7	14	.	.	.	.	1	.	.	.	.
11 Michael Wyche	9-0	3	6	9	0.5-2	0.5-2	.	.	.	.	.	.	.
9A Chad Thomas	10-0	2	4	6	.	.	.	.	1	.	.	.	.
16 Justin Vogel	12-0	5	.	5	.	.	.	.	.	.	.	.	.
83 Braxton Berrios	11-5	3	1	4	.	.	.	.	.	.	.	.	.
51 Juwon Young	11-0	2	1	3	.	.	.	.	.	.	.	.	.
4 Phillip Dorsett	12-12	3	.	3	.	.	.	.	.	.	.	.	.
48 Hugo Delepenha	8-0	3	.	3	.	.	.	.	.	.	.	.	.
7 Gus Edwards	11-0	2	.	2	.	.	.	.	.	.	.	.	.
6 Herb Waters	12-4	1	1	2	.	.	.	.	.	.	.	.	.
95 Anthony Moten	9-0	1	1	2	.	.	.	.	1	.	.	.	.
46 Clive Walford	12-9	1	.	1	.	.	.	.	.	.	.	.	.
8B Joseph Rodgers	2-0	1	.	1	.	.	.	.	.	.	.	.	.
24 Michael Badgley	10-0	.	1	1	.	.	.	.	.	.	.	.	.
3D Marques Gayot	7-0	1	.	1	.	.	.	.	.	.	.	.	.
TM TEAM	10-0	1	.	1	1.0-3	1.0-3	.	.	.	.	.	.	1
2A Joe Yearby	11-0	1	.	1	.	.	.	.	.	.	.	.	.
74 Ereck Flowers	10-10	.	1	1	.	.	.	.	.	.	.	.	.
39 Ronald Regula	6-0	1	.	1	.	.	.	.	.	.	.	.	.
9 Malcolm Lewis	11-7	1	.	1	.	.	.	.	.	.	.	.	.
87 Garrett Kidd	10-0	.	.	.	.	.	.	.	.	.	.	1	.
Total	12-0	508	306	814	55-245	25-171	10-93	48	21	13-15	16	1	1
Opponents	12-0	454	222	676	48.0-192	19-147	11-123	33	21	11-125	10	3	.

## STARTERS

Offense	LT	LG	C	RG	RT	WR/TE	WR/TE	WR	WR	RB	QB
Louisville	Flowers	Feliciano	McDermott	Isidora	Gadbois	Walford	Lewis	Dorsett	Coley	Johnson	Kaaya
Florida A&M	Flowers	Feliciano	McDermott	Isidora	Gadbois	Waters	Brady	Dorsett	Berrios	Johnson	Kaaya
Arkansas State	Flowers	Feliciano	McDermott	Isidora	Gadbois	Walford	Lewis	Dorsett	Berrios	Johnson	Kaaya
Nebraska	Flowers	Feliciano	McDermott	Isidora	Gadbois	Walford	Lewis	Dorsett	Dobard	Johnson	Kaaya
Duke	Flowers	Feliciano	McDermott	Isidora	Gadbois	Walford	Tucker	Dorsett	Waters	Johnson	Kaaya
Georgia Tech	Flowers	Linder	McDermott	Isidora	Feliciano	Walford	Lewis	Dorsett	Berrios	Johnson	Kaaya
Cincinnati	Flowers	Linder	McDermott	Isidora	Feliciano	Walford	Delepenha	Dorsett	Berrios	Johnson	Kaaya
Virginia Tech	Flowers	Linder	McDermott	Isidora	Feliciano	Walford	Lewis	Dorsett	Berrios	Johnson	Kaaya
North Carolina	Feliciano	Linder	McDermott	Isidora	Darling	Walford	Coley	Dorsett	Waters	Johnson	Kaaya
Florida State	Flowers	Feliciano	McDermott	Isidora	Darling	Walford	Dobard	Dorsett	Coley	Johnson	Kaaya
Virginia	Flowers	Feliciano	McDermott	Isidora	Darling	Walford	Coley	Dorsett	Waters	Johnson	Kaaya
Pittsburgh	Flowers	Feliciano	McDermott	Isidora	Darling	Walford	Dobard	Dorsett	Lewis	Johnson	Kaaya

Defense	DE	DT	DT	DE	LB	LB	LB	CB	CB	S	S
Louisville	Chickillo	Heurtelou	Pierre	McCord	Armbrister	Perryman	Kirby	Burns	Gunter	Bush	Crawford
Florida A&M	Chickillo	Heurtelou	Pierre	McCord	Armbrister	Perryman	Kirby	Burns	Gunter	Bush	Crawford
Arkansas State	Chickillo	Heurtelou	Pierre	McCord	Armbrister	Perryman	Kirby	Burns	Gunter	Bush	Crawford
Nebraska	Chickillo	Heurtelou	Pierre	McCord	Armbrister	Perryman	Kirby	Burns	Gunter	Bush	Crawford
Duke	Chickillo	Heurtelou	Pierre	McCord	Armbrister	Perryman	Kirby	Burns	Gunter	Bush	Fentress
Georgia Tech	Chickillo	Kamalu	Pierre	McCord	Armbrister	Perryman	Kirby	Elder	Gunter	Bush	Fentress
Cincinnati	Chickillo	Heurtelou	Pierre	McCord	Armbrister	Perryman	Kirby	Elder	Gunter	Bush	Fentress
Virginia Tech	Chickillo	Heurtelou	Pierre	McCord	Armbrister	Perryman	Kirby	Burns	Gunter	Bush	Fentress
North Carolina	Chickillo	Heurtelou	Pierre	McCord	Armbrister	Perryman	Kirby	Burns	Gunter	Bush	Fentress
Florida State	Chickillo	Heurtelou	Pierre	McCord	Armbrister	Perryman	Kirby	Burns	Gunter	Bush	Fentress
Virginia	Chickillo	Heurtelou	Pierre	McCord	Armbrister	Perryman	Kirby	Burns	Gunter	Carter	Fentress
Pittsburgh	Chickillo	Heurtelou	Pierre	Harris	Armbrister	Perryman	Kirby	Burns	Gunter	Carter	Fentress



# 2014 STATISTICS

## Passing

#15 Brad Kaaya	Att	Comp	Int	Pct	Yards	TD	Long	Sack	Yds	Effic
Louisville	29	17	2	58.6	174	1	39	2	16	106.6
FAMU	22	12	2	54.5	177	2	32	1	1	133.9
Arkansas State	24	16	1	66.7	342	4	63	3	18	233.0
Nebraska	42	28	2	66.7	359	3	32	2	25	152.5
Duke	34	20	0	58.8	223	2	47	0	0	133.3
Georgia Tech	25	16	2	64.0	245	1	37	2	9	143.5
Cincinnati	24	17	0	70.8	286	3	79	2	14	212.2
Virginia Tech	16	7	0	43.8	92	1	25	0	0	112.7
North Carolina	17	11	0	64.7	189	3	42	2	18	216.3
Florida State	34	16	1	47.1	316	2	61	0	0	138.7
Virginia	33	20	1	60.6	263	1	47	4	33	131.5
Pittsburgh	45	22	0	48.9	296	2	51	0	0	118.8
<b>TOTALS</b>	<b>345</b>	<b>202</b>	<b>11</b>	<b>58.6</b>	<b>2962</b>	<b>25</b>	<b>79</b>	<b>18</b>	<b>134</b>	<b>148.2</b>

#6B Jake Heaps	Att	Comp	Int	Pct	Yards	TD	Long	Sack	Yds	Effic
FAMU	8	5	0	62.5	41	0	17	0	0	105.6
Arkansas State	2	0	0	0.0	0	0	0	0	0	0.0
North Carolina	2	1	0	50.0	10	0	10	0	0	92.0
<b>TOTALS</b>	<b>12</b>	<b>6</b>	<b>0</b>	<b>50.0</b>	<b>51</b>	<b>0</b>	<b>17</b>	<b>1</b>	<b>13</b>	<b>85.7</b>

#1A Ryan Williams	Att	Comp	Int	Pct	Yards	TD	Long	Sack	Yds	Effic
Cincinnati	1	0	0	0.0	0	0	0	0	0	0.0
<b>TOTALS</b>	<b>1</b>	<b>0</b>	<b>0</b>	<b>0.0</b>	<b>0</b>	<b>0</b>	<b>0</b>	<b>0</b>	<b>0</b>	<b>0.0</b>

Rushing	No-Yds/TD	LOU	FAMU	ASU	NEB	DU	GT	CIN	VT	NC	FS	VA	UP
Duke Johnson	218-1520/10	20-90/0	9-97/1	14-90/1	18-93/1	25-155/1	14-100/1	10-162/1	29-249/1	19-177/2	27-130/1	15-88/0	18-89/0
Joe Yearby	80-489/1	-	14-95/0	10-32/0	-	9-61/0	2-16/0	8-113/0	DNP	22-104/1	10-34/0	3-14/0	2-20/0
Gus Edwards	55-324/5	3-1/0	4-31/1	2-38/1	3-8/0	3-3/0	-	11-85/1	20-115/2	3-22/0	DNP	-	6-21/0
Trayone Gray	6-24/1	-	3-13/1	2-9/0	DNP	DNP	DNP	1-2/0	DNP	DNP	-	DNP	-
Stacy Coley	4-14/0	1--6/0	-	DNP	-	-	-	-	1-2/0	1-10/0	1-8/0	-	-
Ronald Regula	1-1/0	-	-	1-1/0	-	-	-	DNP	DNP	DNP	DNP	DNP	DNP
Herb Waters	1-0/0	-	-	-	-	-	1-0/0	-	-	-	-	-	-
Walter Tucker	1-3/0	-	-	-	DNP	-	-	DNP	-	1--3/0	-	-	-
Phillip Dorsett	2--6/0	1-1/0	-	1--7/0	-	-	-	-	-	-	-	-	-
Jake Heaps	3-10/0	DNP	1-1/0	1-2/0	DNP	DNP	-	1--13/0	-	-	DNP	DNP	DNP
TEAM	11--70/0	DNP	1--38/0	1--1/0	-	3--16/0	DNP	1--1/0	2--2/0	-	1--1/0	1--5/0	1--6/0
Brad Kaaya	24-124/1	2--16/0	1--1/0	3--18/0	2--25/0	1-0/0	2--9/0	3--13/1	1-0/0	3--15/0	1-5/0	4--33/0	1-1/0

Receiving	ATT-YDS/TD	Louisville	FAMU	ASU	Nebraska	Duke	GT	Cincinnati	Virginia Tech	North Carolina	FSU	Virginia	Pittsburgh
Phillip Dorsett	31-826/9	1-39/0	3-44/2	4-20/1	2-48/0	-	3-75/0	3-143/2	2-15/0	1-7/0	4-90/1	3-61/1	5-103/1
Clive Walford	44-676/7	3-38/1	2-31/0	3-57/1	7-80/1	2-23/0	2-37/0	4-40/1	-	6-89/2	4-127/1	7-105/0	4-49/0
Duke Johnson	33-370/3	1-5/0	-	2-20/0	5-84/0	2-10/0	3-52/0	4-16/0	2-37/1	2-49/1	4-37/0	5-44/0	3-16/1
Herb Waters	20-277/1	6-61/0	3-42/0	1-9/0	-	5-81/1	2-20/0	2-44/0	-	-	-	1-20/0	-
Braxton Berrios	20-218/3	1--1/0	6-63/0	3-44/1	4-43/1	1-7/0	2-29/1	1-18/0	-	DNP	-	1-6/0	1-9/0
Malcolm Lewis	23-192/1	-	2-25/0	3-11/0	5-40/1	4-28/0	2-30/0	1-6/0	1-2/0	DNP	1-2/0	2-15/0	2-33/0
Stacy Coley	19-153/0	3-9/0	-	DNP	3-22/0	2-7/0	1-2/0	2-19/0	1-13/0	-	2-27/0	1-12/0	4-42/0
Standish Dobard	6-115/0	-	-	-	1-20/0	-	-	DNP	-	1-18/0	1-33/0	-	3-44/0
Joe Yearby	7-111/1	1-4/0	-	1-22/0	3-59/1	1-0/0	-	DNP	DNP	1-26/0	-	-	-
Gus Edwards	2-44/0	1-19/0	-	-	-	-	-	-	1-25/0	-	DNP	-	-
D'Mauri Jones	1-13/0	DNP	1-13/0	-	-	-	-	DNP	DNP	DNP	-	-	-
Jake O'Donnell	1-10/0	-	-	-	DNP	DNP	DNP	DNP	-	1-10/0	DNP	DNP	-
Walter Tucker	1-8/0	-	-	-	DNP	1-8/0	-	DNP	-	-	-	-	-

## Redzone Trips

Date	Opponent	Score	In RZ	Times Scored	Times Pts	Total TDs	Rush TDs	Failed to score inside RZ					Half	Game
								Pass Made	FGs Attempted	FG Downs	Int	Fumb		
*Sept. 1	at LOUISVILLE	L, 13-31	5	3	13	1	0	2	0	0	1	1	0	0
Sept. 6	FAMU	W, 41-7	8	6	34	4	3	2	1	0	1	0	0	0
Sept. 13	Arkansas State	W, 41-20	2	2	14	2	0	0	0	0	0	0	0	0
Sep 20	at Nebraska	L, 31-41	5	5	31	4	1	3	1	0	0	0	0	0
*Sep 27	Duke	W, 22-10	3	3	16	2	1	1	1	0	0	0	0	0
*Oct 04	at Georgia Tech	L, 17-28	2	1	3	0	0	1	0	0	1	0	0	0
Oct 11	Cincinnati	W, 55-34	3	3	17	2	1	1	1	0	0	0	0	0
*Oct 23	at Virginia Tech	W, 30-6	4	3	16	2	1	1	1	0	1	0	0	0
*Nov 01	North Carolina	W, 47-20	5	5	31	4	2	2	1	0	0	0	0	0
*Nov 15	Florida State	L, 26-30	2	1	6	1	0	0	1	0	0	0	0	0
*Nov 22	at Virginia	L, 13-30	2	0	0	0	0	0	1	1	0	0	0	0
*Nov 29	Pittsburgh	L, 23-35	3	2	10	1	0	1	0	1	0	0	0	0
<b>Totals</b>			<b>44</b>	<b>34</b>	<b>191</b>	<b>23</b>	<b>10</b>	<b>13</b>	<b>11</b>	<b>3</b>	<b>3</b>	<b>3</b>	<b>1</b>	<b>0</b>
			34 of 44 (77.3%)											

\* - Conference Game



# 2014 STATISTICS

Total Tackles	UA-A-T	Louisville	FAMU	ASU	Nebraska	Duke	GT	Cincinnati	Virginia Tech	North Carolina	FSU	Virginia	Pittsburgh
Denzel Perryman	73-29-102	11-1	3-3	5-2	2-4	4-1	7-2	4-2	6-5	9-1	7-2	13-2	2-4
Jermaine Grace	34-23-57	1-1	4-1	2-2	1-2	5-0	4-1	5-3	3-1	3-5	4-1	1-3	1-3
T. Armbrister	36-17-53	4-1	3-0	5-4	3-4	5-1	5-0	2-2	1-2	-	3-0	4-1	1-2
N. Fentress	32-19-51	3-0	1-1	0-1	2-2	3-0	1-1	5-2	7-2	0-2	3-2	5-2	2-4
Raphael Kirby	27-23-50	5-0	1-1	1-1	3-4	4-2	3-0	1-2	1-3	1-1	2-3	3-2	2-4
Deon Bush	36-12-48	5-1	1-2	5-1	2-2	1-3	6-1	6-0	3-1	4-1	3-0	DNP	-
Tyriq McCord	23-20-43	4-0	0-3	1-3	2-3	3-0	4-0	2-0	1-2	3-0	1-1	1-5	1-3
A. Chickillo	18-20-38	5-1	2-2	2-5	2-2	0-1	2-1	0-1	1-1	0-1	1-0	-	3-5
Artie Burns	21-16-37	2-1	1-0	2-1	2-4	2-3	1-1	2-1	1-1	3-0	2-1	1-1	2-2
Dallas Crawford	17-18-35	3-4	0-2	2-3	1-2	-	1-0	3-1	0-2	-	2-0	2-3	3-1
Ufomba Kamalu	20-12-32	3-1	0-1	3-0	2-3	-	5-1	1-0	3-2	1-2	1-1	1-0	0-1
Corn Elder	22-9-31	-	-	2-1	1-4	3-0	2-0	6-1	1-0	4-3	1-0	1-0	1-0
Olsen Pierre	20-11-31	1-1	-	2-0	3-1	2-0	8-2	-	0-3	1-0	1-1	1-2	1-1
Ladarius Gunter	19-7-26	0-2	2-0	1-0	2-1	0-1	4-0	2-0	0-1	2-0	-	2-2	4-0
Jamal Carter	15-11-26	0-1	2-1	2-4	2-0	2-2	1-0	1-0	2-0	0-1	-	1-1	2-1
C. Heurtelou	6-16-22	-	2-2	0-1	0-1	-	0-1	1-1	0-2	1-1	-	1-2	1-5
Darrion Owens	11-9-20	DNP	-	3-0	4-3	1-1	-	1-2	-	1-1	1-0	-	0-2
Tracy Howard	16-4-20	1-0	1-0	3-0	0-1	1-0	1-0	2-1	3-1	3-0	1-0	-	0-1
A. Crawford	14-1-15	1-1	3-0	1-0	1-0	1-0	-	2-0	1-0	3-0	-	1-0	-
Trent Harris	9-6-15	2-1	2-0	2-1	0-1	-	-	1-1	1-1	DNP	-	1-0	0-1
Courtell Jenkins	7-7-14	1-3	1-0	2-2	1-0	-	DNP	0-2	-	2-0	-	-	-
Michael Wyche	3-6-9	-	2-0	DNP	DNP	-	DNP	-	0-1	0-1	0-2	0-2	1-0
Chad Thomas	2-4-6	1-0	1-0	-	DNP	-	-	0-3	-	DNP	-	0-1	-
Justin Vogel	5-0-5	-	-	2-0	-	-	-	-	2-0	-	-	-	1-0
Braxton Berrios	3-1-4	-	1-0	-	-	-	-	-	-	DNP	1-0	1-1	-
Juwon Young	2-1-3	-	0-1	-	-	-	-	1-0	-	DNP	-	-	1-0
Hugo Delepenha	3-0-3	DNP	DNP	-	-	1-0	-	DNP	1-0	1-0	DNP	-	-
Phillip Dorsett	3-0-3	1-0	1-0	-	-	-	1-0	-	-	-	-	-	-
Herb Waters	1-1-2	-	-	-	-	-	1-0	-	0-1	-	-	-	-
Gus Edwards	2-0-2	-	-	1-0	-	-	-	-	-	1-0	DNP	-	-
Anthony Moten	1-1-2	DNP	-	DNP	-	1-0	DNP	0-1	-	-	-	-	-
Joe Yearby	1-0-1	1-0	-	-	-	-	-	-	DNP	-	-	-	-
TEAM	1-0-1	-	1-0	-	-	-	-	-	-	-	-	-	-
Marques Gayot	1-0-1	DNP	-	DNP	DNP	-	1-0	DNP	-	DNP	-	-	-
Malcolm Lewis	1-0-1	-	-	-	1-0	-	-	-	-	DNP	-	-	-
Ronald Regula	1-0-1	1-0	-	-	-	-	-	DNP	DNP	DNP	DNP	DNP	DNP
Clive Walford	1-0-1	-	-	-	-	-	-	-	-	-	-	1-0	-
Michael Badgley	0-1-1	DNP	DNP	-	-	0-1	-	-	-	-	-	-	-
Ereck Flowers	0-1-1	-	-	-	-	-	0-1	DNP	-	DNP	-	-	-
Joseph Rodgers	1-0-1	DNP	DNP	-	DNP	DNP	DNP	DNP	DNP	DNP	DNP	1-0	DNP

Tackles For Loss	UA-A-T	Louisville	FAMU	ASU	Nebraska	Duke	GT	Cincinnati	Virginia Tech	North Carolina	FSU	Virginia	Pittsburgh
Denzel Perryman	8-1-8.5	3-0-8	1-0-3	-	-	-	-	-	-	1-0-7	1-0-1	1-0-1	1-5-2
T. Armbrister	7-2-8.0	1-0-18	2-0-17	1-0-11	-	-	1-0-8	1-0-5	1-0-4	-	-	0-5-1	0-5-1
Tyriq McCord	4-3-5.5	1-0-1	0-5-0	1-0-1	-	-	-	1-0-3	-	1-0-8	-	-	1-0-2
Jermaine Grace	5-1-5.5	-	1-5-2	-	-	1-0-2	-	1-0-3	1-0-9	-	1-0-5	-	-
Ufomba Kamalu	3-2-4.0	1-0-8	-	2-0-9	-	-	-	-	-	1-0-5	-	-	-
Raphael Kirby	2-3-3.5	-	-	-	-	1-0-2	-	-	1-0-2	-	1-0-1	0-5-0	-
A. Chickillo	3-1-3.5	1-0-5	-	-	-	-	1-0-3	-	1-0-13	0-5-3	-	-	-
N. Fentress	3-0-3.0	-	-	-	-	1-0-2	-	1-0-11	-	-	-	-	1-0-3
Deon Bush	3-0-3.0	-	-	1-0-15	-	-	-	-	1-0-1	1-0-3	-	DNP	-
Olsen Pierre	2-1-2.5	1-0-3	-	-	-	-	-	-	0-5-0	-	1-0-3	-	-
Corn Elder	2-0-2.0	-	-	1-0-3	-	-	-	-	-	1-0-5	-	-	-
Artie Burns	2-0-2.0	-	-	-	-	-	-	1-0-4	-	1-0-8	-	-	-
TEAM	1-0-1.0	-	1-0-3	-	-	-	-	-	-	-	-	-	-
Trent Harris	1-0-1.0	-	1-0-2	-	-	-	-	-	-	DNP	-	-	-
A. Crawford	1-0-1.0	-	-	-	-	1-0-2	-	-	-	-	-	-	-
Dallas Crawford	0-1-0.5	-	-	-	-	-	-	-	0-5-1	-	-	-	-
Michael Wyche	0-1-0.5	-	-	DNP	DNP	-	DNP	-	-	0-5-2	-	-	-

Sacks	UA-A-T	Louisville	FAMU	ASU	Nebraska	Duke	GT	Cincinnati	Virginia Tech	North Carolina	FSU	Virginia	Pittsburgh
T. Armbrister	5-0-5.0	1-0-18	2-0-17	1-0-11	-	-	1-0-8	-	-	-	-	-	-
Ufomba Kamalu	3-1-3.5	1-0-8	-	2-0-9	-	-	-	-	-	0-5-2	-	-	-
Jermaine Grace	3-0-3.0	-	-	-	-	-	-	1-0-3	1-0-9	-	1-0-5	-	-
Tyriq McCord	2-0-2.0	-	-	-	-	-	-	1-0-3	-	1-0-8	-	-	-
Denzel Perryman	2-0-2.0	1-0-3	-	-	-	-	-	-	-	1-0-7	-	-	-
Deon Bush	2-0-2.0	-	-	1-0-15	-	-	-	-	-	1-0-3	-	-	-
A. Chickillo	2-0-2.0	1-0-5	-	-	-	-	-	-	1-0-13	-	-	-	-
Artie Burns	2-0-2.0	-	-	-	-	-	-	1-0-4	-	1-0-8	-	-	-
TEAM	1-0-1.0	-	1-0-3	-	-	-	-	-	-	-	-	-	-
A. Crawford	1-0-1.0	-	-	-	-	1-0-2	-	-	-	-	-	-	-
Corn Elder	1-0-1.0	-	-	-	-	-	-	-	-	1-0-5	-	-	-
Michael Wyche	0-1-0.5	-	-	DNP	DNP	-	DNP	-	-	0-5-2	-	-	-



## 2014 STATISTICS

### INDIVIDUAL GAME HIGHS

Rushes	29	Duke Johnson at Virginia Tech (Oct 23, 2014)
Yards Rushing	249	Duke Johnson at Virginia Tech (Oct 23, 2014)
TD Rushes	2	Gus Edwards at Virginia Tech (Oct 23, 2014) Duke Johnson vs North Carolina (Nov 01, 2014)
Long Rush	90	Duke Johnson vs North Carolina (Nov 01, 2014)
Pass attempts	45	Brad Kaaya vs Pittsburgh (Nov 29, 2014)
Pass completions	28	Brad Kaaya at Nebraska (Sep 20, 2014)
Yards Passing	359	Brad Kaaya at Nebraska (Sep 20, 2014)
TD Passes	4	Brad Kaaya vs Arkansas State (Sep 13, 2014)
Long Pass	79	Brad Kaaya vs Cincinnati (Oct 11, 2014)
Receptions	7	Clive Walford at Nebraska (Sep 20, 2014) Clive Walford at Virginia (Nov 22, 2014)
Yards Receiving	201	Phillip Dorsett vs Arkansas State (Sep 13, 2014)
TD Receptions	2	Phillip Dorsett vs FAMU (Sep 06, 2014) Phillip Dorsett vs Arkansas State (Sep 13, 2014) Phillip Dorsett vs Cincinnati (Oct 11, 2014) Clive Walford vs North Carolina (Nov 01, 2014)
Long Reception	79	Phillip Dorsett vs Cincinnati (Oct 11, 2014)
Field Goals	3	Michael Badgley vs Pittsburgh (Nov 29, 2014)
Long Field Goal	48	Michael Badgley vs Pittsburgh (Nov 29, 2014)
Punts	8	Justin Vogel vs Duke (Sep 27, 2014)
Punting Avg	50.4	Justin Vogel vs North Carolina (Nov 01, 2014)
Long Punt	65	Justin Vogel vs Cincinnati (Oct 11, 2014)
Punts inside 20	4	Justin Vogel vs Cincinnati (Oct 11, 2014) Justin Vogel vs North Carolina (Nov 01, 2014)
Long Punt Return	29	Stacy Coley vs FAMU (Sep 06, 2014)
Long Kickoff Return	41	Stacy Coley vs Cincinnati (Oct 11, 2014)
Tackles	15	Denzel Perryman at Virginia (Nov 22, 2014)
Sacks	2.0	T. Armbrister vs FAMU (Sep 06, 2014) Ufomba Kamalu vs Arkansas State (Sep 13, 2014)
Tackles For Loss	3.0	Denzel Perryman at LOUISVILLE (Sep 01, 2014)
Interceptions	1	Raphael Kirby vs Arkansas State (Sep 13, 2014) Tracy Howard at Nebraska (Sep 20, 2014) Ladarius Gunter vs Duke (Sep 27, 2014) Denzel Perryman vs Duke (Sep 27, 2014) Raphael Kirby vs Cincinnati (Oct 11, 2014) Ladarius Gunter vs Cincinnati (Oct 11, 2014) Tyriq McCord vs Cincinnati (Oct 11, 2014) Deon Bush vs North Carolina (Nov 01, 2014) Deon Bush vs Florida State (Nov 15, 2014) Jamal Carter at Virginia (Nov 22, 2014)

### TEAM GAME HIGHS

Rushes	53	at Virginia Tech (Oct 23, 2014)
Yards Rushing	364	at Virginia Tech (Oct 23, 2014)
Yards Per Rush	9.6	vs Cincinnati (Oct 11, 2014)
TD Rushes	3	vs FAMU (Sep 06, 2014) vs Cincinnati (Oct 11, 2014) at Virginia Tech (Oct 23, 2014) vs North Carolina (Nov 01, 2014)
Pass attempts	45	vs Pittsburgh (Nov 29, 2014)
Pass completions	28	at Nebraska (Sep 20, 2014)
Yards Passing	359	at Nebraska (Sep 20, 2014)
Yards Per Pass	13.2	vs Arkansas State (Sep 13, 2014)
TD Passes	4	vs Arkansas State (Sep 13, 2014)
Total Plays	75	vs Duke (Sep 27, 2014)
Total Offense	621	vs Cincinnati (Oct 11, 2014)
Yards Per Play	10.4	vs Cincinnati (Oct 11, 2014)
Points	55	vs Cincinnati (Oct 11, 2014)
Sacks By	6	vs North Carolina (Nov 01, 2014)
First Downs	24	at Nebraska (Sep 20, 2014)
Penalties	13	vs Cincinnati (Oct 11, 2014)
Penalty Yards	155	vs Cincinnati (Oct 11, 2014)
Turnovers	3	at LOUISVILLE (Sep 01, 2014) vs FAMU (Sep 06, 2014) at Nebraska (Sep 20, 2014) vs Florida State (Nov 15, 2014)
Interceptions By	3	vs Cincinnati (Oct 11, 2014)
Punts	8	vs Duke (Sep 27, 2014)
Punting Avg	50.4	vs North Carolina (Nov 01, 2014)
Long Punt	65	vs Cincinnati (Oct 11, 2014)
Punts inside 20	4	vs Cincinnati (Oct 11, 2014) vs North Carolina (Nov 01, 2014)
Long Punt Return	29	vs FAMU (Sep 06, 2014)





# 2014 STATISTICS

MEDIA INFORMATION

## PARTICIPATION

Name	GP/GS	LOU	FAMU	ASU	NEB	DU	GT	CIN	VT	NC	FS	UVA	UP
34 T. Armbrister	12/12	START	START	START	START	START	START	START	START	START	START	START	START
24 Michael Badgley	10/-	...	...	XXX	XXX	XXX	XXX	XXX	XXX	XXX	XXX	XXX	XXX
83 Braxton Barrios	11/5	XXX	START	START	START	XXX	XXX	START	START	...	XXX	XXX	XXX
82 Tyre Brady	4/1	...	START	XXX	...	XXX	...	...	...	...	...	...	XXX
55 Joe Brown	4/-	...	...	...	XXX	...	XXX	...	...	XXX	...	XXX	...
1 Artie Burns	12/11	START	START	START	START	START	START	START	START	START	START	START	START
2 Deon Bush	11/10	START	START	START	START	START	START	START	START	START	START	...	XXX
7D Ricky Carroll	1/-	XXX	...	...	...	...	...	...	...	...	...	...	...
6A Jamal Carter	12/2	XXX	XXX	XXX	XXX	XXX	XXX	XXX	XXX	XXX	XXX	START	START
71 A. Chickillo	12/12	START	START	START	START	START	START	START	START	START	START	START	START
41 W. Chickillo	1/-	...	...	...	...	...	XXX	...	...	...	...	...	...
3A Stacy Coley	11/3	START	XXX	...	XXX	XXX	XXX	XXX	XXX	START	XXX	START	XXX
21 A. Crawford	12/-	XXX	XXX	XXX	XXX	XXX	XXX	XXX	XXX	XXX	XXX	XXX	XXX
25 Dallas Crawford	12/5	START	START	START	START	START	START	XXX	XXX	XXX	XXX	XXX	XXX
3D Gray Crow	5/-	XXX	...	...	XXX	...	XXX	XXX	...	XXX	...	...	...
73 Trevor Darling	8/4	...	XXX	XXX	...	...	XXX	...	XXX	START	START	START	START
48 Hugo Delepenha	8/-	...	...	XXX	XXX	XXX	XXX	...	XXX	XXX	...	XXX	XXX
5A Standish Dobard	11/3	XXX	XXX	XXX	START	XXX	XXX	...	XXX	XXX	START	XXX	START
4 Phillip Dorsett	12/12	START	START	START	START	START	START	START	START	START	START	START	START
7 Gus Edwards	11/-	XXX	XXX	XXX	XXX	XXX	XXX	XXX	XXX	XXX	...	XXX	XXX
29 Corn Elder	12/1	XXX	XXX	XXX	XXX	XXX	START	XXX	XXX	XXX	XXX	XXX	XXX
70 Jon Feliciano	12/12	START	START	START	START	START	START	START	START	START	START	START	START
28 N. Fentress	12/7	XXX	XXX	XXX	XXX	XXX	START	START	START	START	START	START	START
74 Ereck Flowers	10/10	START	START	START	START	START	START	...	START	...	START	START	START
5D Frank Gabriel	7/-	XXX	...	...	...	XXX	...	...	XXX	XXX	XXX	XXX	XXX
76 Taylor Gado Bois	5/5	START	START	START	START	START	...	...	...	...	...	...	...
67 Alex Gall	6/-	XXX	XXX	XXX	...	...	...	XXX	...	XXX	...	...	XXX
13 Marques Gayot	7/-	...	XXX	...	...	XXX	XXX	...	XXX	...	XXX	XXX	XXX
0A Matt Golden	2/-	...	...	...	...	...	...	XXX	...	XXX	...	...	...
18 Matt Goudis	4/-	XXX	XXX	...	...	...	...	XXX	...	XXX	...	...	...
5 Jermaine Grace	12/-	XXX	XXX	XXX	XXX	XXX	XXX	XXX	XXX	XXX	XXX	XXX	XXX
32 Trayone Gray	6/-	XXX	XXX	XXX	...	...	...	XXX	...	...	XXX	...	XXX
37 Ladarius Gunter	12/12	START	START	START	START	START	START	START	START	START	START	START	START
33 Trent Harris	11/1	XXX	XXX	XXX	XXX	XXX	XXX	XXX	XXX	...	XXX	XXX	START
75 Sean Harvey	6/-	...	XXX	...	XXX	XXX	XXX	...	XXX	...	...	...	XXX
6B Jake Heaps	6/-	...	XXX	XXX	...	...	XXX	XXX	XXX	XXX	...	...	...
23 Chris Herndon	6/-	...	XXX	XXX	...	...	...	XXX	...	XXX	XXX	...	XXX
22 Kiy Hester	2/-	...	...	...	...	...	...	XXX	...	XXX	...	...	...
93 C. Heurtelou	12/11	START	START	START	START	START	START	XXX	START	START	START	START	START
3 Tracy Howard	12/1	XXX	XXX	XXX	XXX	XXX	XXX	XXX	XXX	XXX	START	XXX	XXX
63 Danny Isidora	11/11	START	START	START	START	START	START	...	START	START	START	START	START
4A D. Jackson	2/-	...	...	...	...	...	...	XXX	...	XXX	...	...	...
92 Courtel Jenkins	11/-	XXX	XXX	XXX	XXX	XXX	...	XXX	XXX	XXX	XXX	XXX	XXX
26 R. Jenkins	-/-	...	...	...	...	...	...	...	...	...	...	...	...
8 Duke Johnson	12/12	START	START	START	START	START	START	START	START	START	START	START	START
7B D'Mauri Jones	8/-	...	XXX	XXX	XXX	XXX	XXX	...	...	...	XXX	XXX	XXX
15 Brad Kaaya	12/12	START	START	START	START	START	START	START	START	START	START	START	START
47 Ufomba Kamalu	12/1	XXX	XXX	XXX	XXX	XXX	START	XXX	XXX	XXX	XXX	XXX	XXX
87 Garrett Kidd	10/-	...	XXX	XXX	XXX	XXX	XXX	XXX	XXX	...	XXX	XXX	XXX
90 Corey King	5/-	...	...	...	...	XXX	XXX	...	XXX	XXX	XXX	...	...
56 Raphael Kirby	12/12	START	START	START	START	START	START	START	START	START	START	START	START
9 Malcolm Lewis	11/7	START	XXX	START	START	START	START	XXX	START	...	XXX	XXX	START
68 Nick Linder	9/3	...	XXX	XXX	...	XXX	START	...	START	START	XXX	XXX	XXX
27 Ryan Mayes	4/-	...	XXX	XXX	...	...	...	XXX	...	XXX	...	...	...
17 Tyrig McCord	12/11	START	START	START	START	START	START	START	START	START	START	START	XXX
5B KC McDermott	4/-	...	XXX	XXX	XXX	XXX	...	...	...	...	...	...	...
62 S. McDermott	12/12	START	START	START	START	START	START	START	START	START	START	START	START
72 Earl Moore	1/-	XXX	...	...	...	...	...	...	...	...	...	...	...
95 Anthony Moten	9/-	...	XXX	...	XXX	XXX	...	XXX	XXX	XXX	XXX	XXX	XXX
98 A. Muhammad	2/-	...	...	...	...	...	...	XXX	...	XXX	...	...	...
94 Anthony Naser	2/-	...	...	...	...	...	...	XXX	...	XXX	...	...	...
88 Jake O'Donnell	7/-	XXX	XXX	XXX	XXX	...	...	...	XXX	XXX	...	...	XXX
66 Sunny Odogwu	8/-	...	...	XXX	XXX	XXX	...	XXX	XXX	...	XXX	XXX	XXX
58 Darrion Owens	11/-	...	XXX	XXX	XXX	XXX	XXX	XXX	XXX	XXX	XXX	XXX	XXX
52 Denzel Perryman	12/12	START	START	START	START	START	START	START	START	START	START	START	START
91 Olsen Pierre	12/12	START	START	START	START	START	START	START	START	START	START	START	START
39 Ronald Regula	6/-	XXX	XXX	XXX	XXX	XXX	XXX	...	...	...	...	...	...
8B Joseph Rodgers	2/-	...	...	XXX	...	...	...	...	...	...	...	XXX	...
12 Malik Rosier	2/-	...	...	...	...	...	...	XXX	...	XXX	...	...	...
3B Jon Semerene	2/-	...	...	...	...	...	...	XXX	...	XXX	...	...	...
45 D. Sicilian	2/-	...	...	...	...	...	...	XXX	...	XXX	...	...	...
9A Chad Thomas	10/-	XXX	XXX	XXX	...	XXX	XXX	XXX	XXX	...	XXX	XXX	XXX
38 Jordan Tolson	1/-	...	XXX	...	...	...	...	...	...	...	...	...	...
44 Walter Tucker	10/1	XXX	XXX	XXX	...	START	XXX	...	XXX	XXX	XXX	XXX	XXX
16 Justin Vogel	12/-	XXX	XXX	XXX	XXX	XXX	XXX	XXX	XXX	XXX	XXX	XXX	XXX
46 Clive Walford	12/9	START	XXX	START	START	START	START	XXX	XXX	START	START	START	START
6 Herb Waters	12/4	XXX	START	XXX	XXX	XXX	XXX	XXX	START	START	XXX	START	XXX
64 Hunter Wells	6/-	XXX	XXX	XXX	...	...	...	...	...	...	XXX	XXX	XXX
1A Ryan Williams	2/-	...	...	...	...	...	...	XXX	...	XXX	...	...	...
11 Michael Wyche	9/-	XXX	XXX	...	...	XXX	...	XXX	XXX	XXX	XXX	XXX	XXX
2A Joe Yearby	11/-	XXX	XXX	XXX	XXX	XXX	XXX	XXX	...	XXX	XXX	XXX	XXX
51 Juwon Young	11/-	XXX	XXX	XXX	XXX	XXX	XXX	XXX	XXX	...	XXX	XXX	XXX



# GAME 1 (LOUISVILLE)

RV/RV **MIAMI** 13

0-1, 0-1

RV/RV **LOUISVILLE** 31

1-0, 1-0



Sept 1, 2014 • Louisville, Ky. • Papa John's Cardinal Stadium (55,428)

**LOUISVILLE, Ky. (AP)** – Brad Kaaya's first touchdown as a college quarterback served as bright spot in the Canes' opener Monday night, a 31-13 loss to Louisville.

Dominique Brown's 15-yard touchdown run in the third quarter and Gerald Christian's 10-yard TD catch late in the fourth followed capped the scoring for the Cardinals.

The victory provided a successful Atlantic Coast Conference debut for the Cardinals and to Bobby Petrino's second coaching stint at the school.

Despite the 18-point margin, Louisville showed little of the offensive efficiency expected in Petrino's return as the Cardinals outgained the Hurricanes 336-244 in a ragged game offensively for both teams. Louisville's new 3-4 defense provided the saving grace with three takeaways, including one that followed a costly fumble by Cardinals quarterback Will Gardner inside his 15.

After Louisville held Miami to a field goal following Gardner's second fumble in the third quarter, Brown's TD provided a 21-13 cushion. Christian's scoring pass from Gardner with 1:43 remaining sealed the win.

Corvin Lamb's 97-yard kickoff return for a TD just before halftime provided the go-ahead score for Louisville, which had to withstand several Miami threats from there for a win that wasn't decided until late.

Gerod Holliman's interception of Hurricanes freshman Brad Kaaya and 61-yard return to Miami's 36 as time expired punctuated Louisville's gutsy defense.

Brown finished with career bests of 33 carries for 143 yards. Gardner completed 20 of 28 passes for 206 yards with two TDs.

The atmosphere was charged from the moment Petrino led the "Cards March" into Papa John's Cardinal Stadium in late afternoon.

Several hours later the Cardinals took the field under the lights in all-black uniforms with matching chrome helmets to thunderous cheers from a record crowd of 55,428, all but a few dressed in black.

Miami featured a newcomer at QB in Kaaya and welcomed back tailback Duke Johnson from a broken ankle. Some Hurricanes players also harbored hard feelings after last year's bowl humiliation.

All that excitement appeared to be a bit much for Louisville at the start as it went three-and-out on the game's first series without gaining a yard. The Cardinals settled down on their next possession to go 93 yards in 12 plays with a nice mix of running and passing that got Louisville to Miami's 2.

Gardner finished things from there with a 2-yard TD pass to wide-open freshman Charles Standberry.

Miami recovered from jitters as well to eventually take a 10-7 lead on Kaaya's 2-yard TD pass to Clive Walford and Matt Goudis' 24-yard field goal. Louisville reclaimed the momentum on the ensuing kickoff as Lamb dashed up the middle almost untouched for a 97-yard touchdown and the 14-10 lead.

## SCORING SUMMARY

SCORING	1	2	3	4	OT	F
Miami	0	10	3	0	-	13
Louisville	7	7	7	10	-	31

1st	6:39	LOU	Standberry 2 pass from Gardner (Wallace kick)
2nd	14:21	UM	Walford 2 pass from Kaaya (Goudis kick)
	4:51	UM	Goudis 24 FG
	4:37	LOU	Lamb 97 kickoff return (Wallace kick)
3rd	10:54	UM	Goudis 24 FG
	3:34	LOU	Brown 15 run (Wallace kick)
4th	13:11	LOU	Wallace 28 FG
	1:43	LOU	Christian 10 pass from Gardner (Wallace kick)

## STATISTICS

TEAM STATS	LOU	UM
<b>FIRST DOWNS</b>	<b>22</b>	<b>13</b>
<b>RUSHES-YARDS (NET)</b>	<b>135</b>	<b>80</b>
<b>PASSING YDS (NET)</b>	<b>206</b>	<b>179</b>
Passes Comp-Att-Int	20-28-0	17-29-2
<b>TOTAL OFFENSE PLAYS-YARDS</b>	<b>71-341</b>	<b>56-259</b>
Fumble Returns-Yards	0-0	0-0
Punt Returns-Yards	2-7	2-22
Kickoff Returns-Yards	3-132	2-57
Interception Returns-Yards	2-65	0-0
Punts (Number-Avg)	5-222 (44.4)	6-281 (46.8)
Fumbles-Lost	2-2	1-1
Penalties-Yards	7-57	7-46
Possession Time	33:17	26:43
Third-Down Conversions	6 of 14	0 of 12
Fourth-Down Conversions	2 of 2	1 of 2
Red-Zone Scores-Chances	4-4	3-5

## INDIVIDUAL STATISTICS

**RUSHING:** LOU – Brown 33-148, Quick 1-12, Scott 3-2, Gardner 6- (-27).

UM – Du. Johnson 20-90, Edwards 3-1, Dorsett 1-1, Coley 1-(-6),

**PASSING:** LOU – Gardner 20-28-2-206

UM – Kaaya 17-29-1-179

**RECEIVING:** LOU – Christian 6-59, Rogers 5-65, Quick 3-40, De La Cruz 2-10, Harris 1-2, Brown 1-9, Atkins 1-9, Standberry 1-2. UM – Waters 6-61, Walford 3-38, Coley 3-9, Dorsett 1-39, Edwards 1-19, Du. Johnson 1-10, Yearby 1-4, Berrios 1-(-1).

**INTERCEPTIONS:** LOU – Sample 1-4, Holliman 1-61. UM – None.

**FUMBLES:** LOU – Gardner 2-2. UM – Coley 1-1.

**SACKS (UA-A):** LOU – Mount 1-0, Rankins 1-0. UM – Perryman 1-0, Chickillo 1-0, Armbrister 1-0, Kamalu 1-0.

**TACKLES (UA-A):** LOU – Sample 6-2, Kelsey 5-0, Holliman 4-1, Burgess 4-1, Mount 3-2, Floyd 4-0, Mauldin 4-0. UM – Perryman 11-1, D. Crawford 3-4, Bush 5-1, Chickillo 5-1, Kirby 5-0, Armbrister 4-1, McCord 4-0.

## GAME 2 (FLORIDA A&M)

<b>FLORIDA A&amp;M</b>	<b>7</b>
0-2	
<b>MIAMI</b>	<b>41</b>
1-1	



September 6, 2014 • Miami Gardens, Fla. • Sun Life Stadium (48,254)

**MIAMI GARDENS, Fla. (AP)** - Duke Johnson had more than 100 close friends and relatives in the stands for his first home game since a broken ankle prematurely ended his sophomore season.

They could have left at halftime.

His night was over, and so was any doubt about the outcome.

Phillip Dorsett caught two touchdown passes, Johnson became the ninth back in Miami history to eclipse the 2,000-yard career rushing mark and the Hurricanes rolled past Florida A&M 41-7 Saturday night.

"It wasn't perfect," said Miami coach Al Golden, who coached his 100th game overall and evened his record at 50-50. "But I think we got better in a lot of different areas. Some other areas, we've got to continue to make progress in. We played a lot of guys, which was great, and I thought a lot of those guys played really soundly when they came in."

Johnson's mother obtained plenty of tickets for everyone in her group, and was at the stadium five hours before kickoff to lay out a massive tailgate party for what she dubbed the "Return of the Duke."

Her son needed only nine carries to pick up 97 yards.

"I think it meant more to my mom than it did me," Johnson said after his first home game since Oct. 26. "She got together a big crowd, a big fan base, to sit in one section for the game. I think it was more for her than me."

Dorsett had scoring grabs of 4 and 32 yards from Brad Kaaya for the Hurricanes (1-1), who beat the Rattlers for the ninth straight time. Johnson had a 1-yard scoring run, Gus Johnson ran 15 yards for another score and Trayone Gray's first career carry was a 10-yard TD rush late in the fourth quarter.

Kaaya completed 12 of 22 passes for 177 yards in the first home game of his Hurricanes career, with the two touchdowns and two interceptions. Miami's Trayone Gray had a 10-yard touchdown run, on the first carry of his career, with 4:17 left.

"I'm not a big stats guy," Kaaya said. "I'm just a big wins guy. That's all I care about is wins."

Florida A&M (0-2) brought its famed band down from Tallahassee, and the "Marching 100," as expected, put on a scintillating show at halftime, replete with the performers lining up in a "305" formation, a nod to the primary area code in the Miami area.

By then, though, the game was decided.

The Hurricanes got touchdowns on four of their first six possessions, rolling out to a 28-0 lead late in the first half. There were 27 plays in the first quarter, with the line of scrimmage on every one, regardless of who had the ball, being in Florida A&M territory. Miami opened drives on the Rattlers' 49 twice and another on their 13.

### SCORING SUMMARY

SCORING	1	2	3	4	OT	F
Florida A&M	0	7	0	0	-	7
Miami	14	14	3	10	-	41

1st	11:27	UM	Dorsett 4 pass from Kaaya (Goudis kick)
	2:49	UM	Johnson 1 run (Goudis kick)
2nd	10:11	UM	Edwards 15 run (Goudis kick)
	2:02	UM	Dorsett 32 pass from Kaaya (Goudis kick)
	0:23	FAMU	Boston 0 fumble recovery (Varnadore kick)
3rd	2:11	UM	Goudis 20 FG
4th	4:17	UM	Gray 10 run (Goudis kick)
	2:31	UM	Goudis 23 FG

### STATISTICS

TEAM STATS	FAMU	UM
<b>FIRST DOWNS</b>	<b>6</b>	<b>21</b>
<b>RUSHES-YARDS (NET)</b>	<b>35</b>	<b>198</b>
<b>PASSING YDS (NET)</b>	<b>89</b>	<b>218</b>
Passes Comp-Att-Int	6-17-0	17-30-2
<b>TOTAL OFFENSE PLAYS-YARDS</b>	<b>50-124</b>	<b>63-416</b>
Fumble Returns-Yards	2-2	2-1
Punt Returns-Yards	0-0	6-69
Kickoff Returns-Yards	6-91	2-25
Interception Returns-Yards	2-22	0-0
Punts-Yards (Number-Avg)	10-387 (38.7)	1-43 (43.0)
Fumbles-Lost	2-2	2-1
Penalties-Yards	4-39	4-40
Possession Time	29:32	30:28
Third-Down Conversions	3 of 15	2 of 10
Fourth-Down Conversions	1 of 1	2 of 3
Red-Zone Scores-Chances	0 of 1	6 of 8

### INDIVIDUAL STATISTICS

**RUSHING:** FAMU - Holloway 15-37, Hearn 9-15, Paul 2-2, Royal 1-(-3), Fleming 6-(-16). UM - Du. Johnson 9-97, Yearby 14-95, Edwards 4-31, Gray 3-13, Heaps 1-1, Kaaya 1-(-1), TM 1-(-38)

**PASSING:** FAMU - Fleming 6-14-0-89, Royal 0-3-0-0. UM - Kaaya 12-22-2-177, 5-8-0-41.

**RECEIVING:** FAMU - Norwood 3-74, Glines 2-18, Williams 1-(-3). UM - Berrios 6-63, Dorsett 3-44, Waters 3-42, Walford 2-31, Lewis 2-25, Jones 1-13.

**INTERCEPTIONS:** FAMU - Bryant 1-22, Parker 1-0. UM - None.

**FUMBLES:** FAMU - Dornevil 1-1, Fleming 1-1. UM - Berrios 1-0, TM 1-1.

**SACKS (UA-A):** FAMU - Price 1-0. UM - Armbrister 2-0, TM 1-0.

**TACKLES (UA-A):** FAMU - Blount 5-2, Bryant 5-0, Dunlap 4-0, Cunningham 4-0, Johnson 3-1. UM - Perryman 3-3, Grace 4-1, Heurtelou 2-2, Chickillo 2-2.



# GAME 3 (ARKANSAS STATE)

**ARKANSAS STATE** 20

1-2

**MIAMI** 41

2-1



September 13, 2014 • Miami Gardens, Fla. • Sun Life Stadium (41,519)

**MIAMI GARDENS, Fla. (AP)** -Phillip Dorsett had a quick pregame conversation with Miami coach Al Golden, who gave the senior wide receiver an encouraging prediction.

A prophetic one, too.

Dorsett had 201 receiving yards on only four catches - the first player to do that at college football's highest level since 1997 - and hauled in two touchdown passes for the second straight week, leading Miami past Arkansas State 41-20 on Saturday.

"I told him before the game I thought he was going to have a big one," Golden said. "Obviously, no one could have seen that big. But that's the way he's practicing right now, so good for him."

Good for Miami, too. The Hurricanes hadn't had a pass completion of more than 39 yards in the season's first two games. They needed two plays Saturday to change that.

Dorsett hauled in a 63-yard pass from Brad Kaaya on Miami's second snap, and the Hurricanes were off and running. A true freshman in just his third career game, Kaaya completed 16 of 24 passes for 342 yards and four touchdowns, the other two of those going to Clive Walford and Braxton Berrios as the Hurricanes rolled up 488 yards of offense.

"This is a very big confidence boost for Brad," running back Duke Johnson said. "Brad's first two games were kind of shaky. As a freshman, it's going to come with the territory, especially a freshman coming in and starting with a team like this."

Johnson had 14 carries for 90 yards and a touchdown, and Gus Edwards added another rushing score for Miami (2-1).

Fredi Knighten threw for 217 yards, ran for a touchdown and caught a scoring pass for Arkansas State (1-2). Johnston White had a rushing touchdown with 9:59 remaining for the Red Wolves.

"We played as a group. We just gave up too many big plays," Arkansas State coach Blake Anderson said. "Didn't execute when we needed to. ... We made them make tight throws and catches and they did it. Kaaya threw the ball well and Dorsett caught it. We really executed our coverages."

Dorsett's other catches went for 51, 24 and 63 yards again for another score in the third quarter. He finished with the third-highest receiving yard total in Miami history, topped by only Eddie Brown's 220 yards against Boston College on Nov. 23, 1984 - the game where Doug Flutie's pass to Gerard Phelan won it as time expired - and Wesley Carroll's 208 yards at California on Sept. 15, 1990.

"I'm not really a guy that looks at the Jumbotron a lot," Dorsett said. "I'm worried about the game."

Miami had touchdowns on its first three drives, including a 33-yard run from Johnson. The Hurricanes are now 13-0 all-time when Johnson rushes for at least one score.

Edwards rumbled 27 yards to make it 27-7 late in the half, before Knighten caught a 19-yard pass from receiver Tres Houston to get the Red Wolves within 13 at halftime.

## SCORING SUMMARY

SCORING	1	2	3	4	OT	F
Arkansas State	0	0	7	0	-	7
Miami	21	28	28	0	-	77

1st	11:52	UM	Dorsett 63 pass from Kaaya (Badgley kick)
	9:03	ASU	Knighten 1 run (Ferguson kick)
	8:21	UM	Walford 19 pass from Kaaya (Badgley kick)
	3:12	UM	Johnson 33 run (kick failed)
2nd	1:16	UM	Edwards 27 run (Badgley kick)
	0:23	ASU	Knighten 19 pass from Houston (Ferguson kick)
	10:43	UM	Coley 25 pass from Williams (Goudis kick)
3rd	8:32	UM	Dorsett 63 pass from Kaaya (Badgley kick)
	4:11	UM	Berrios 6 pass from Kaaya (Badgley kick)
4th	9:59	ASU	White 7 run (kick failed)

## STATISTICS

TEAM STATS	ASU	UM
<b>FIRST DOWNS</b>	<b>24</b>	<b>20</b>
<b>RUSHES-YARDS (NET)</b>	<b>47-93</b>	<b>35-146</b>
<b>PASSING YDS (NET)</b>	<b>236</b>	<b>342</b>
Passes Comp-Att-Int	23-42-1	16-26-1
<b>TOTAL OFFENSE PLAYS-YARDS</b>	<b>89-329</b>	<b>61-488</b>
Fumble Returns-Yards	0-0	0-0
Punt Returns-Yards	0-0	2-(-7)
Kickoff Returns-Yards	5-126	3-54
Interception Returns-Yards	1-6	1-(-1)
Punts (Number-Avg)	6-38.5	4-45.0
Fumbles-Lost	5-1	2-1
Penalties-Yards	9-84	11-93
Possession Time	32:06	27:54
Third-Down Conversions	9 of 21	5 of 12
Fourth-Down Conversions	1 of 3	1 of 1
Red-Zone Scores-Chances	3 of 5	2 of 2

## INDIVIDUAL STATISTICS

**RUSHING:** ASU - White 14-83, Hollingsworth 6-24, Knighten 19-5, Williams 3-5. UM - Du. Johnson - 14-90, Edwards 2-38, Yearby 10-32, Gray 2-9.

**PASSING:** ASU - Knighten 22-40-0-217. UM - 16-24-4-342.

**RECEIVING:** ASU - McKissic 7-59, Cox 5-29, Mays 2-38, Houston 2-22. UM - 4-201, Walford 3-57, Berrios 3-44, Lewis 3-11.

**INTERCEPTIONS:** ASU - Lee 1-6. UM - Kirby 1-(-1).

**FUMBLES:** ASU - TM 2-0, Knighten 2-1, Hollingsworth 1-0. UM - Regula 1-1, Dorsett 1-0.

**SACKS (UA-A):** ASU - Jackson 1-0, Woodson 1-0, Stone 1-0. UM - Armbrister 1-0, Bush 1-0, Kamalu 2-0.


**TACKLES (UA-A):** ASU - 4-2, Young 3-2, Hunter 4-0, Jackson 4-0, Lee 4-0. UM - Armbrister 5-4, Perryman 5-2, Chickillo 2-5, Bush 5-1, Carter 2-4, Crawford 2-3, Grace 2-2, C. Jenkins 2-2, McCord 1-3.

MEDIA INFORMATION

# GAME 4 (NEBRASKA)

MEDIA INFORMATION

<b>MIAMI</b>	<b>31</b>
2-2	
24/22 <b>NEBRASKA</b>	<b>41</b>
4-0	



September 28, 2013 • Lincoln, Neb. • Memorial Stadium (91,585)

LINCOLN, Neb. (AP) – Brad Kaaya’s 359 passing yards were not enough for the Canes Saturday night, who fell on the road to Nebraska 41-31. Duke Johnson added 93 rushing yards and 84 receiving yards, a new career high.

Ameer Abdullah ran 35 times for Nebraska, accumulating 229 yards.

The Cornhuskers (4-0) will start Big Ten play next week off a performance that drew a Memorial Stadium record crowd of 91,585 that came to see a meeting of programs that combined for eight national titles from 1983 to 2001.

Tommy Armstrong Jr. passed for 113 yards and two touchdowns and ran 13 times for 96 for Nebraska.

After Armstrong was intercepted in the third quarter, giving Miami a chance to tie or take the lead, cornerback Josh Mitchell ran back Johnson’s fumble 57 yards for a touchdown to put Nebraska up 31-21.

The Hurricanes came in allowing 2 yards per rushing attempt, but they hadn’t faced a back nearly the caliber of Abdullah. He worked in harmony with Armstrong on tough-to-stop zone-read runs and even took snaps out of the wildcat formation a couple times while strengthening his Heisman Trophy candidacy.

Abdullah ran 35 times and also broke 1972 Heisman Trophy winner Johnny Rodgers’ school record for all-purpose yardage. His 313 all-purpose yards were the second-most in a game for Nebraska, and it raised his career total to 5,762. Rodgers had 5,586.

Miami and Nebraska played for the first time since the Hurricanes’ clinched their fifth, and most recent, national title in the 2002 Rose Bowl.

## SCORING SUMMARY

SCORING	1	2	3	4	OT	F
Miami	7	7	7	10	-	31
Nebraska	7	10	14	10	-	41

1st	10:26	UM	Johnson 2 run (Badgley kick)
	8:12	NEB	Bell 40 pass from Armstrong (Brown kick)
2nd	13:52	UM	Walford 6 pass from Kaaya (Badgley kick)
	7:10	NEB	Abdullah 3 pass from Armstrong (Brown kick)
	0:00	NEB	Brown 19 FG
3rd	10:06	NEB	Abdullah 6 run (Brown kick)
	5:09	UM	Lewis 9 pass from Kaaya (Badgley kick)
	2:23	NEB	Mitchell 57 fumble recovery
4th	13:37	UM	Badgley 34 FG
	9:21	NEB	Brown 39 FG
	4:13	NEB	Abdullah 10 run (Brown kick)
	0:18	UM	Berrios 4 pass from Kaaya (Badgley kick)

## STATISTICS

TEAM STATS	UM	NEB
<b>FIRST DOWNS</b>	<b>24</b>	<b>27</b>
<b>RUSHES-YARDS (NET)</b>	<b>23-76</b>	<b>54-343</b>
<b>PASSING YDS (NET)</b>	<b>359</b>	<b>113</b>
Passes Comp-Att-Int	28-42-2	9-13-1
<b>TOTAL OFFENSE PLAYS-YARDS</b>	<b>65-435</b>	<b>67-456</b>
Fumble Returns-Yards	0-0	1-57
Punt Returns-Yards	0-0	2-11
Kickoff Returns-Yards	3-53	4-81
Interception Returns-Yards	1-0	2-5
Punts (Number-Avg)	2-39.0	1-49.0
Fumbles-Lost	2-1	2-1
Penalties-Yards	9-82	7-69
Possession Time	26:40	33:20
Third-Down Conversions	4 of 10	7 of 10
Fourth-Down Conversions	2 of 3	0 of 0
Red-Zone Scores-Chances	5-5	4-4

## INDIVIDUAL STATISTICS

**RUSHING:** UM – Du. Johnson 18-93, Edwards 3-8, Kaaya 2-(-25). NEB – Abdullah 35-229, Armstrong 13-96, Cross 3-13, Newby 1-8.

**PASSING:** UM – Kaaya 28-42-3-359. NEB – Armstrong 9-13-2-113.

**RECEIVING:** UM – Hurns 7-80, Johnson 5-84, Lewis 5-40, Berrios 4-43, Coley 3-22. NEB – Bell 4-70, Moore 3-26, Westerkamp 1-14, Abdullah 1-3.

**INTERCEPTIONS:** UM – Howard 1-0. NEB – Santos 1-0, Kalu 1-5.

**FUMBLES:** UM – Du. Johnson 1-1, Kaaya 1-0. NEB – Armstrong 1-1, Abdullah 1-1.

**SACKS (UA-A):** UM – None. NEB – Gregory 2-0.

**TACKLES (UA-A):** UM – Owens 4-3, Kirby 3-4, Armbrister 3-4, Burns 2-4, Perryman n2-4, McCord 2-3, Kamalu 2-3, Elder 1-4. NEB – Santos 5-5, Cooper 4-4, Gregory 2-5, Roach 5-1, Gerry 3-3, Valentine 2-4.



# GAME 5 (DUKE)

RV/23	<b>DUKE</b>	<b>10</b>
	4-1, 0-1	
	<b>MIAMI</b>	<b>22</b>
	3-2, 1-1	



September 27, 2014 • Miami Gardens, Fla. • Sun Life Stadium (44,559)

**MIAMI GARDENS, Fla. (AP)** - Fourth down, 19 yards to go, a rainstorm pouring down and Miami quarterback Brad Kaaya knew he was about to get clobbered from his blind side.

No problem.

He stepped up, Miami's maligned defense did the same just about every time it was asked to, and the Hurricanes put together a much-needed win.

Duke Johnson continued his climb up Miami's career lists with 155 yards and a touchdown, Kaaya added two more scoring passes to his true-freshman resume - including a perfect 28-yard TD toss to Herb Waters on that fourth down conversion - and the Hurricanes beat reigning Atlantic Coast Conference Coastal Division champion Duke 22-10 on Saturday night.

The Hurricanes' defense - shredded by Duke last year, and shredded by Nebraska last week - held the Blue Devils to 264 yards.

"They grew up a lot today," Golden said.

Kaaya keeps growing up more and more every week, it seems.

He completed 20 of 34 passess for 223 yards and didn't throw any interceptions for Miami (3-2, 1-1 Atlantic Coast Conference), which won for the 11th time in its last 12 home games. And Johnson became the third Miami player to reach 4,000 all-purpose yards, plus passed Graig Cooper for the No. 5 spot on the Hurricanes' all-time rushing list.

"The win is more important," Johnson said.

Shaquille Powell ran for 58 yards and a touchdown for Duke (4-1, 0-1). The Blue Devils saw their school-record-tying 12-game regular season winning streak snapped, and quarterback Anthony Boone lost for the first time in 15 career starts outside of postseason play.

"Offensively, it was a tough day," Duke coach David Cutcliffe said. "To Miami's credit they won a lot of the battles. I'm proud of our people for continuing to battle. We fought hard on a day that one of the better parts of our team traditionally was struggling, we had a chance to win in the fourth quarter. We had a few unfortunate plays defensively. Otherwise they played about as well as they could against a team with as many weapons as they have."

Cutcliffe called this game the biggest test Duke had faced this season, which was obvious - the Blue Devils had four blowouts to tune up for league play. But what worked last season against Miami fell way short this time around; Duke was held 279 yards below what it managed last season against the Hurricanes, and was being outgained 173-17 after the first quarter.

Duke was 2 for 16 on third downs, plus 0 for 3 on fourth downs. Boone completed 22 of 51 passes for 179 yards, with two interceptions.

"Their defense made a lot of plays," Boone said. "They were physical. They made more plays on defense than we made on offense."

## SCORING SUMMARY

SCORING	1	2	3	4	OT	F
Duke	0	7	3	0	-	10
Miami	9	0	7	6	-	22

1st	11:01	UM	Badgley 29 FG
	6:57	UM	Johnson 7 run (Badgley kick failed)
2nd	11:22	DUKE	Powell 7 run (Martin kick)
3rd	10:18	UM	Waters 28 pass from Kaaya (Badgley kick)
	3:57	DUKE	Martin 33 FG
4th	8:27	UM	Yearby 47 pass from Kaaya (Kaaya pass failed)

## STATISTICS

TEAM STATS	DUKE	UM
<b>FIRST DOWNS</b>	<b>17</b>	<b>21</b>
<b>RUSHES-YARDS (NET)</b>	<b>25-85</b>	<b>41-203</b>
<b>PASSING YDS (NET)</b>	<b>169</b>	<b>223</b>
Passes Comp-Att-Int	22-51-2	20-34-0
<b>TOTAL OFFENSE PLAYS-YARDS</b>	<b>76-264</b>	<b>75-426</b>
Fumble Returns-Yards	0-0	0-0
Punt Returns-Yards	3-8	4-17
Kickoff Returns-Yards	3-57	2-34
Interception Returns-Yards	0-0	2-20
Punts (Number-Avg)	9-49.2	8-43.4
Fumbles-Lost	4-1	2-2
Penalties-Yards	8-50	8-93
Possession Time	27:10	31:50
Third-Down Conversions	2 of 16	2 of 13
Fourth-Down Conversions	0 of 3	1 of 1
Red-Zone Scores-Chances	2-3	3-3

### INDIVIDUAL STATISTICS

**RUSHING:** DUKE - 8-58, Wilson 8-31, Boone 4-10, Snead 2-7, Ajeigbe 1-3, TM 2-(-24).

UM - Johnson 25-155, Yearby 9-61, Edwards 3-3, Kaaya 1-0, TM 3-(-16).

**PASSING:** DUKE - Boone 22-51-0-179. UM - Kaaya 20-34-2-223.

**RECEIVING:** DUKE - Crowder 7-47, Wilson 6-74, Blakeney 3-14, Powell 3-12, Barnes 1-29, Schneider 1-2, Snead 1-1. UM - Waters 5-81, Lewis 4-28, Yearby 3-59, Walford 2-23, Du. Johnson 2-10, Coley 2-7, Tucker 1-8, Berrios 1-7.

**INTERCEPTIONS:** DUKE - None. UM - Perryman 1-20, Gunter 1-0.

**FUMBLES:** DUKE - TM 2-0, Blakeney 1-1, Edwards 1-0. UM - Lewis 1-1, Edwards 1-1.

**SACKS (UA-A):** DUKE - None. UM - Crawford 1-2.

**TACKLES (UA-A):** DUKE - Cash 10-0, Helton 5-4, Singleton 7-1, Edwards 5-3, Fields 2-4. UM - 5-1, Kirby 4-2, Grace 5-0, Perryman 4-1, Burns 2-3, Carter 2-2, Bush 1-3.

MEDIA INFORMATION

# GAME 6 (GEORGIA TECH)

<b>MIAMI</b>	<b>31</b>
3-3, 1-2	
<b>GEORGIA TECH</b>	<b>41</b>
5-0, 2-0	



October 4, 2014 • Atlanta, Ga. • Bobby Dodd Stadium (52,221)

**ATLANTA (AP)**- Deon Hill ran 8 yards for a decisive touchdown on fourth down, Zach Laskey rushed a career-high 29 times for 133 yards and Georgia Tech stayed unbeaten with a 28-17 victory over Miami on Saturday night.

It marked the first time in six years that the Yellow Jackets beat Miami, and a couple thousand students rushed the Bobby Dodd Stadium field after the final buzzer to celebrate with players and the marching band.

Justin Thomas was held in check statistically but was instrumental in running the spread option offense effectively, helping the Yellow Jackets (5-0, 2-0 Atlantic Conference) earn a nearly 21-minute advantage in time of possession.

Duke Johnson had 100 yards rushing on 14 carries for the Hurricanes (3-3, 1-2 ACC), but freshman quarterback Brad Kaaya couldn't overcome an interception that safety Isaiah Johnson jumped to pick off at the Georgia Tech 10-yard line late in the second quarter.

Thomas, who surprisingly led the nation coming into the game by averaging over 19 yards per completion in coach Paul Johnson's run-first attack, was just 3-of-6 passing for 23 yards ending the fourth.

But following the long timeout before the final quarter, Johnson called for Thomas to hit Tony Zenon on a deep crossing route to convert a long third down. The pass covered 30 yards and set up Hill's TD run on fourth-and-two from the 8.

Kaaya was sacked by linebacker Paul Davis on Miami's next possession, forcing the Hurricanes to punt and give the ball back to clock-consuming Jackets.

Johnson averaged 8.2 yards on 10 carries in the first half, but Georgia Tech's offense did its best to keep the ball out of his hands.

The Jackets had 10-minute advantage in time of possession before eating up nearly the first 7 minutes of the third quarter with a 13-play, 75-yard possession that put Georgia Tech up 21-14 on B.J. Bostic's 2-yard TD run.

Miami caught a break on second down when receiver D'Mauri Jones appeared to lose a fumble at the Jackets' 5, but the call was not overturned, and the Hurricanes cut the lead to four on Michael Badgley's 27-yard field goal.

Miami took a 7-0 lead on the game's opening drive when Braxton Berrios ran a 21-yard corner route past Demond Smith for an uncontested catch in the right side of the end zone.

After Georgia Tech forced a 7-all tie on Thomas' 1-yard run, the Hurricanes went up 14-7 on their third drive when Johnson ran through the left side of the field for a 24-yard touchdown.

The Jackets made it 14-all on the first possession of the second quarter on Zenon's 6-yard run.

## SCORING SUMMARY

SCORING	1	2	3	4	OT	F
Miami	14	0	3	0	-	17
Georgia Tech	7	7	7	7	-	28

1st	12:19	UM	Berrios 21 pass from Kaaya (Badgley kick)
	7:48	GT	Thomas 1 run (Butker kick)
	0:00	UM	Johnson 24 run (Badgley kick)
2nd	10:05	GT	Zenon 6 run (Butker kick)
3rd	8:10	GT	Bostic 2 run (Butker kick)
	3:25	UM	Badgley 27 FG
4th	11:31	GT	Hill 8 run (Butker kick)

## STATISTICS

TEAM STATS	UM	GT
<b>FIRST DOWNS</b>	<b>19</b>	<b>21</b>
<b>RUSHES-YARDS (NET)</b>	<b>19-107</b>	<b>65-318</b>
<b>PASSING YDS (NET)</b>	<b>245</b>	<b>53</b>
Passes Comp-Att-Int	16-25-2	4-7-0
<b>TOTAL OFFENSE PLAYS-YARDS</b>	<b>44-352</b>	<b>72-371</b>
Fumble Returns-Yards	0-0	0-0
Punt Returns-Yards	1-4	0-0
Kickoff Returns-Yards	3-83	2-67
Interception Returns-Yards	0-0	2-19
Punts (Number-Avg)	2-41.5	3-38.3
Fumbles-Lost	0-0	0-0
Penalties-Yards	5-38	7-69
Possession Time	19:12	40:48
Third-Down Conversions	1 of 5	9 of 14
Fourth-Down Conversions	1 of 5	9 of 14
Red-Zone Scores-Chances	1-2	4-4

## INDIVIDUAL STATISTICS

**RUSHING:** UM - Du. Johnson 14-100, Yearby 2-16, Waters 1-0, Kaaya 2-(-9). GT - 29-133, Perkins 7-65, Thomas 13-27, Zenon 5-22, Bostic 2-21, Days 3-19, Hill 2-16, Rodwell 1-10, Andrews 1-9, TM 2-(-4)

**PASSING:** UM - Kaaya 16-25-1-245. GT - Thomas 4-7-0-53.

**RECEIVING:** UM - Dorsett 3-75, Du. Johnson 3-52, Walford 2-37, Lewis 2-30, Berrios 2-29, Waters 2-20, Coley 1-2, Yearby 1-0. GT - Zenon 2-39, Summers 2-14.

**INTERCEPTIONS:** UM - None. GT - Johnson 1-19, Golden 1-0.

**FUMBLES:** UM - None. GT - None.

**SACKS (UA-A):** UM - Armbrister 1-0. GT - Davis 1-0, Freeman 1-0.

**TACKLES (UA-A):** UM - Pierre 8-2, Perryman 7-2, Bush 6-1, Kamalu 5-1, Armbrister 5-0, Grace 4-1, McCord 4-0, Gunter 4-0. GT - Davis 9-0, Johnson 5-0, Golden 4-0, Nealy 3-1.



# GAME 7 (CINCINNATI)

<b>CINCINNATI</b>	<b>34</b>
2-3	
<b>MIAMI</b>	<b>55</b>
4-3	



October 11, 2014 • Miami Gardens, Fla. • Sun Life Stadium (43,953)

**MIAMI GARDENS, FLA. (AP)** - It was a banner day for Carter Hucks.

That's what mattered to the Miami Hurricanes.

Duke Johnson became Miami's career leader in all-purpose yards, Brad Kaaya threw three touchdown passes plus ran for another, and the Hurricanes piled up 621 yards on the way to defeating Cincinnati 55-34 on Saturday.

Johnson gave the game ball afterward to Hucks, an 8-year-old who suffers from a rare blood disorder called fanconi anemia and spent most of the week around the Hurricanes. So on a day where a banner flew pregame calling for Miami coach Al Golden's firing, and another was unfurled during the game urging the ouster of defensive coordinator Mark D'Onofrio, the players had plenty of perspective.

"He uplifted us," said Phillip Dorsett, who caught three passes for 143 yards, two of those grabs going for Miami touchdowns. "He helped us attack this game the way we did."

And they did attack, with five touchdown plays of 25 yards or more, one of them an interception return by Tyriq McCord.

Johnson finished with 162 rushing yards on only 10 carries and Joe Yearby added 113 on eight carries for Miami (4-3), giving the Hurricanes two 100-yard runners in the same game for the first time since 2003. Gus Edwards added 85 yards on the ground, including had a 40-yard touchdown run with 9:02 remaining.

"I thought all three phases played well and played hard," Golden said.

Playing with bruised ribs, Gunner Kiel completed 31 of 57 passes for 355 yards and three touchdowns for the Bearcats (2-3), but was also intercepted three times. Carter Jacobs had a 27-yard fumble return for a late score for Cincinnati, which got three touchdowns in the first 11 minutes of the fourth quarter.

"What you saw is what we've been doing the last five weeks," Cincinnati coach Tommy Tuberville said. "Can't tackle anybody, keep giving up big plays. We looked like the Bad News Bears."

Miami got points on nine of its first 13 possessions.

Johnson had a career-long 80-yard run for a score in the first quarter for Miami. He now has 4,427 all-purpose yards, passing Santana Moss' mark of 4,394 and doing so in 14 fewer games.

Kaaya finished 17 of 24 for 286 yards, with a 79-yard scoring pass to Dorsett helping blow the game open in the third quarter. McCord made a juggling grab of an interception - the ball bounced off a receiver, then his own knee before he was able to haul it in, reverse field and find the end zone - to push Miami's lead to 31-10 early in the quarter.

Dorsett's score later in the third was his 16th catch of the year, raising his average per grab to a gaudy 34.3 yards. He also had a 28-yard touchdown catch in the second quarter, helping Miami grab a 24-10 lead at the half.

"I'm never satisfied," Kaaya said. "But it was a good day overall for the offense."

## SCORING SUMMARY

SCORING	1	2	3	4	OT	F
Cincinnati	7	3	3	21	-	34
Miami	14	10	16	14	-	55

1st	11:17	UM	Johnson 80 run (Badgley kick)
	6:54	CIN	Washington 11 pass from Kiel (Gantz kick)
2nd	5:02	UM	Walford 14 pass from Kaaya (Badgley kick)
	7:57	UM	Dorsett 28 pass from Kaaya (Badgley kick)
	4:59	CIN	Gantz 33 FG
	0:46	UM	Badgley 42 FG
3rd	14:15	UM	McCord 46 INT return (Badgley kick)
	6:10	UM	Badgley 25 FG
	3:34	CIN	Gantz 46 FG
	3:16	UM	Dorsett 79 pass from Kaaya (Badgley kick)
	14:55	CIN	McKay 3 pass from Kiel (Gantz kick)
4th	13:00	UM	Kaaya 1 run (Badgley kick)
	12:17	CIN	Morrison 45 pass from Kiel (Gantz kick)
	9:02	UM	Edwards 40 run (Badgley kick)
	4:27	CIN	Jacobs 27 fumble recovery (Gantz kick)

## STATISTICS

TEAM STATS	CIN	UM
<b>FIRST DOWNS</b>	<b>26</b>	<b>20</b>
<b>RUSHES-YARDS (NET)</b>	<b>29-67</b>	<b>35-335</b>
<b>PASSING YDS (NET)</b>	<b>355</b>	<b>286</b>
Passes Comp-Att-Int	31-60-3	17-25-0
<b>TOTAL OFFENSE PLAYS-YARDS</b>	<b>89-422</b>	<b>60-621</b>
Fumble Returns-Yards	1-27	0-0
Punt Returns-Yards	1-(-1)	1-1
Kickoff Returns-Yards	4-88	6-138
Interception Returns-Yards	0-0	3-74
Punts (Number-Avg)	6-39.8	5-46.6
Fumbles-Lost	0-0	1-1
Penalties-Yards	5-54	13-155
Possession Time	31:14	28:46
Third-Down Conversions	8 of 20	3 of 10
Fourth-Down Conversions	2 of 3	0 of 0
Red-Zone Scores-Chances	3-3	3-3

## INDIVIDUAL STATISTICS

**RUSHING:** CIN - Moore 14-27, Evans 7-21, Boone 3-14, Junior IV 1-3, Kiel 4-2. UM - Du. Johnson 10-162, Yearby 8-113, Edwards 11-85, Gray 1-2, TM 1-(-1), Kaaya 3-(-13), Heaps 1-(-13).

**PASSING:** CIN - Kiel 31-57-3-355, Evans 0-2-0-0, Washington 0-1-0-0. UM - Kaaya 17-24-3-286, Williams 0-1-0-0, Heaps 0-0-0-0.

**RECEIVING:** CIN - Morrison 6-84, C. Moore 6-74, Washington 6-65, Holton 5-83, Boone 3-18, McKay 2-6, Chisum 1-17, Cole 1-5, R. Moore, 1-3. UM - Walford 4-40, Du. Johnson 4-16, Dorsett 3-143, Waters 2-44, Coley 2-19, Berrios 1-18, Lewis 1-6.

**INTERCEPTIONS:** CIN - None. UM - Kirby 1-10, McCord 1-46T, Gunter 1-18.

**FUMBLES:** CIN - None. UM - Gray 1-1.

**SACKS (UA-A):** CIN - Mouhon 1-6, TM 1-13, Hartsfield 1-8. UM - Grace 1-0, Burns 1-0, McCord 1-0.

**TACKLES (UA-A):** CIN - Coleman 6-1, Brown 5-0, Temple 5-0, Jacobs 4-0, Casseus 4-0, Luc 3-1. UM - Grace 5-3, Elder 6-1, Fentress 5-2, Bush 6-0, Perryman 4-2, D. Crawford 3-1, Armbrister 2-2.

MEDIA INFORMATION



# GAME 8 (VIRGINIA TECH)

MEDIA INFORMATION

<b>MIAMI</b>	<b>30</b>
5-3, 2-2	
<b>VIRGINIA TECH</b>	<b>6</b>
4-4, 1-3	



October 23, 2014 • Blacksburg, Va. • Lane Stadium (64,007)

**BLACKSBURG, Va. (AP)** - Virginia Tech didn't face Duke Johnson when it played Miami last season.

The Hokies would be happy to never see him again, either.

Johnson ran for 249 yards and scored two touchdowns, and Miami raced to a 24-0 halftime lead, then took the ball away on the Hokies' first three possessions after halftime to prevent a comeback in a 30-6 victory Thursday night.

"I thought that was one of the better running backs, maybe the best that we've ever tried to tackle," Hokies coach Frank Beamer said about Johnson, who had 29 times. Beamer later called Johnson the best back he's seen in "forever."

The Hurricanes (5-3, 2-2 Atlantic Coast Conference) outgained Virginia Tech 255-36 in the first half in taking the 24-0 lead, then stymied the Hokies' hopes of coming back by forcing fumbles on three consecutive drives. The first takeaway came after an impressive march to Miami's 1 as Deon Bush stripped Marshawn Williams and made the recovery, too.

Miami's victory came after a 55-34 romp against Cincinnati in its last game, and came as Johnson topped the 100-yard mark for the fourth game in a row. The two might go hand in hand, center Shane McDermott said.

"We executed when we needed to execute, and we have Duke Johnson in the backfield," he said. "When he shines like that, it makes us look very good."

Virginia Tech (4-4, 1-3) lost for the second week in a row and for the fourth time in its last five Thursday night appearances. Its continuing offensive struggles drew boos before halftime and the fumbling sent fans heading for the exits.

The first fumble was especially big because the crowd was energized by Deon Newsome's 58-yard kickoff return to start the half, and a crisp drive that featured Williams' running and a fast-paced attack that followed a 36-yard first half.

The Hokies also almost had their 250-game scoring streak that dated to 1995 come to an end, but backup quarterback Mark Leal hit Ford for a 14-yard touchdown pass on fourth-and-10 with 1:30 left.

Johnson, who missed the Hurricanes' game against Virginia Tech last season with a broken right ankle, got the ball on Miami's first seven plays from scrimmage, and he was just warming up.

He gained 15 yards from a "Wildcat" formation on a drive to Michael Badgley's 28-yard field goal, and had a 29-yard gain on the next drive. He also caught a 15-yard pass on third-and-8 early in the drive to keep it going before Gus Edwards came in to give Johnson a rest and bulled in from 3 yards out, making it 10-0.

An exchange of punts found the Hokies starting at their 1, and after three consecutive incompletions by Michael Brewer, A.J. Hughes' short punt took a big Miami bounce, setting them up at the Hokies' 24.

Johnson ran it in on the next play, and capped the following drive with a 22-yard touchdown reception from Brad Kaaya, making it 24-0. He also had runs of 14 and 25 yards on a drive that ended in a punt.

## SCORING SUMMARY

SCORING	1	2	3	4	OT	F
Miami	3	21	0	6	-	30
Virginia Tech	0	0	0	6	-	6

1st	6:30	UM	Badgley 28 FG
2nd	14:11	UM	Edwards 3 run (Badgley kick)
	6:21	UM	Johnson 24 run (Badgley kick)
	0:03	UM	Johnson 22 pass from Kaaya (Badgley kick)
4th	4:14	UM	Edwards 38 run (Badgley kick failed)
	1:30	VT	Ford 14 pass from Leal (Leal pass failed)

## STATISTICS

TEAM STATS	UM	VT
<b>FIRST DOWNS</b>	<b>22</b>	<b>15</b>
<b>RUSHES-YARDS (NET)</b>	<b>53-364</b>	<b>31-120</b>
<b>PASSING YDS (NET)</b>	<b>92</b>	<b>142</b>
Passes Comp-Att-Int	7-16-0	18-28-0
<b>TOTAL OFFENSE PLAYS-YARDS</b>	<b>69-456</b>	<b>59-262</b>
Fumble Returns-Yards	1-7	0-0
Punt Returns-Yards	3-8	2-5
Kickoff Returns-Yards	1-23	5-128
Interception Returns-Yards	0-0	0-0
Punts (Number-Avg)	5-39.0	7-44.0
Fumbles-Lost	0-0	3-3
Penalties-Yards	4-28	4-40
Possession Time	38:06	21:44
Third-Down Conversions	7 of 15	3 of 12
Fourth-Down Conversions	1 of 2	1 of 1
Red-Zone Scores-Chances	3-4	2-2

### INDIVIDUAL STATISTICS

**RUSHING:** UM - Du. Johnson 29-249, Edwards 20-115, Coley 1-2, Kaaya 1-0, TM 2-(-2).

VT - Williams 21-100, Rogers 3-18, Wright 3-9, Leal 1-7, Brewer 3-(-14).

**PASSING:** UM - Kaaya 7-16-1-92. VT - Brewer 13-20-0-80, Leal 5-8-1-62.

**RECEIVING:** UM - Du. Johnson 2-37, Dorsett 2-15, Edwards 1-25, Coley 1-3, Lewis 1-2.

VT - Hodges 4-27, Rogers 3-47, Phillips 3-22, Ford-23, Malleck 2-8, Caleb 1-13, Byrn 1-3, Newsome 1-0, Williams 1-(-1).

**INTERCEPTIONS:** None.

**FUMBLES:** UM - None. VT - Williams 1-1, Caleb 1-1, Wright 1-1.

**SACKS (UA-A):** UM - Grace 1-0, Chickillo 1-0. VT - None.

**TACKLES (UA-A):** UM - Perryman 6-5, Fentress 7-2, Kamalu 3-2, Howard 3-1, Bush 3-1, Grace 3-1. VT - Bonner 5-9, 5-6, Jarrett 5-4, Clark 4-5, Clarke 0-8, Di Nardo 3-3.



# GAME 9 (NORTH CAROLINA)

<b>NORTH CAROLINA</b>	<b>20</b>
4-5, 2-3	
<b>MIAMI</b>	<b>47</b>
6-3, 3-2	



November 1, 2014 • Miami Gardens, Fla. • Sun Life Stadium (51,702)

**MIAMI GARDENS, Fla. (AP) - -** A year ago, North Carolina caught Miami's Duke Johnson.

Not this time.

The way Johnson is playing right now, the Tar Heels had no shot.

Johnson finished with 177 rushing yards - including a 90-yard touchdown run that helped Miami blow the game open - and his assault on his school's record books continued as the Hurricanes rolled past the Tar Heels 47-20 on Saturday to keep themselves in the thick of the Atlantic Coast Conference's Coastal Division race.

"I refused to get run down again by North Carolina," said Johnson, whose 90-yard gain tied Miami's all-time record for longest rush.

He wasn't kidding. Last year, on a play where Johnson burst through the right side of the line, got to the sideline and headed for the end zone, the Tar Heels caught Miami's star in his final strides. This year, on an eerily similar-looking play, North Carolina's M.J. Stewart closed the gap and dove for Johnson around the 10-yard line.

"I made sure I got by him," Johnson said.

Brad Kaaya threw for 189 yards and three touchdowns for the Hurricanes (6-3, 3-2). Joe Yearby rushed for 104 yards and Clive Walford had two scoring grabs, becoming the first Miami tight end to do so since Greg Olsen in 2005.

Quarterback Marquise Williams had a pair of touchdown runs and Cayson Collins returned a fumble 39 yards for a score for North Carolina (4-5, 2-3).

"It was very disappointing," North Carolina coach Larry Fedora said. "I don't think we played too well up front, or anywhere."

North Carolina was outgained 494-258, the lowest yardage total for the Tar Heels since Nov. 5, 2011. In their last 36 games, the Heels had averaged 448 yards per outing.

"They did an incredible job. My hat goes off to the Hurricanes," Williams said.

It was over by halftime, with Miami up 30-6 and leading 322-57 in total yards - dominating defensive numbers against a team that had topped the 35-point mark five times in its first eight games this season.

"Obviously, we've settled in," Miami coach Al Golden said. "We've kind of settled in to who we are."

The Hurricanes paid homage to their past, putting Russell Maryland and Jerome Brown in the team's Ring of Honor and honoring Jim Kelly as the headline attraction of their homecoming weekend.

Walford had a pair of 14-yard scoring catches in a 5-minute span of the second quarter, Johnson got loose for his 90-yard score and the lead was 24 points at the break.

## SCORING SUMMARY

SCORING	1	2	3	4	OT	F
North Carolina	0	6	7	7	-	20
Miami	7	23	14	3	-	47

1st	5:43	UM	Johnson 1 run (Badgley kick)
2nd	13:45	UM	Safety
	13:37	UNC	Collins 39 fumble recovery (Weiler kick failed)
	5:17	UM	Walford 14 pass from Kaaya (Badgley kick)
	2:55	UM	Johnson 90 run (Badgley kick)
	0:26	UM	Walford 14 pass from Kaaya (Badgley kick)
3rd	12:37	UM	Johnson 37 pass from Kaaya (Badgley kick)
	7:12	UM	Yearby 1 run (Badgley kick)
	5:11	UNC	Williams 10 run (Moore kick)
4th	13:19	UM	Badgley 37 FG
	9:20	UNC	Williams 1 run (Moore kick)

## STATISTICS

TEAM STATS	UNC	UM
<b>FIRST DOWNS</b>	<b>17</b>	<b>23</b>
<b>RUSHES-YARDS (NET)</b>	<b>32-6</b>	<b>49-295</b>
<b>PASSING YDS (NET)</b>	<b>252</b>	<b>199</b>
Passes Comp-Att-Int	24-38-1	12-19-0
<b>TOTAL OFFENSE PLAYS-YARDS</b>	<b>70-258</b>	<b>68-494</b>
Fumble Returns-Yards	1-39	0-0
Punt Returns-Yards	2-24	1-(-2)
Kickoff Returns-Yards	5-98	1-30
Interception Returns-Yards	0-0	1-0
Punts (Number-Avg)	5-44.2	5-50.4
Fumbles-Lost	3-1	1-1
Penalties-Yards	5-28	6-45
Possession Time	24:59	35:01
Third-Down Conversions	5 of 15	6 of 13
Fourth-Down Conversions	0 of 4	1 of 1
Red-Zone Scores-Chances	2-2	5-5

## INDIVIDUAL STATISTICS

**RUSHING:** UNC - Morris 5-23, Logan 8-20, Switzer 1-6, Trubisky 1-5, Williams 14-4, Francis 1-3, TM 2-(-55). UM - Du. Jonson 19-177, Yearby 22-104, Edwards 3-22, Coley 1-10, Tucker 1-(-3), Kaaya 3-(-15).

**PASSING:** UNC - Williams 22-32-0-191, Trubisky 2-6-0-61. UM - Kaaya - 11-17-3-189, Heaps 1-2-0-10.

**RECEIVING:** UNC - Switzer 9-44, Thorpe 4-66, Howard 3-58, Hollins 2-11, Singleton 1-34, Washington 1-27, Francis 1-7, Proehl 1-7, Morris 1-4, Williams 1-(-6). UM - Walford 6-89, Du. Johnson 2-49, Yearby 1-26, Dobard 1-18, O'Donnell 1-10, Dorsett 1-7.

**INTERCEPTIONS:** UNC - None. UM - Bush 1-0.

**FUMBLES:** UNC - Otis 1-0, Bart 1-0. UM - Kaaya 1-1.

**SACKS (UA-A):** UNC - Otis 1-0, Bart 1-0. UM - Perryman 1-0, Elder 1-0, Bush 1-0, Burns 1-0, Kamalu 0-1, Wyche 0-1.

**TACKLES (UA-A):** UNC - Scoettmer 5-3, Scott 6-0, Simmons 3-2, Collins 2-3, Jones 2-2, Smiley 1-3, Hughes 1-3. UM - Perryman 9-1, Grace 3-5, Elder 4-3, Bush 4-1, Burns 3-0, McCord 3-0.

# GAME 10 (FLORIDA STATE)

2/2	<b>FLORIDA STATE</b>	<b>30</b>
	10-0, 7-0	
	<b>MIAMI</b>	<b>26</b>
	6-4, 3-3	



November 15, 2014 • Miami Gardens, Fla. • Sun Life Stadium (76,530)

**MIAMI GARDENS, Fla. (AP)** – Dalvin Cook ran for two scores, including the go-ahead touchdown with 3:05 remaining and the second-ranked Seminoles (10-0, 7-0 Atlantic Coast Conference, No. 3 CFP) rallied from 16 points down to beat Miami 30-26 on Saturday night.

Jameis Winston completed 25 of 42 passes for 304 yards for the Seminoles, who clinched the ACC’s Atlantic Division title earlier in the day when Clemson lost. They were down 16-0 and 23-7 before outscoring the Hurricanes 23-3 in the final 2 1/2 quarters.

Brad Kaaya threw for 316 yards and two touchdowns for Miami, which got to the Florida State 43 on their final drive but fell short when Jalen Ramsey intercepted a fourth-down pass with 39 seconds left.

Duke Johnson rushed for 130 yards and a touchdown for the Hurricanes (6-4, 3-3), who were eliminated from the ACC’s Coastal race. Phillip Dorsett and Clive Walford caught scoring passes for Miami.

They all got what they came to see: another Miami-FSU classic. “That’s what this game should be like,” Miami coach Al Golden said. “This game should be like this every year.”

Down 13 at the half, Florida State got a huge break to get the comeback rolling.

Facing a third down at the Miami 11, Winston dropped back and had his throw deflected by the Hurricanes’ Tyriq McCord, whose hand sent the ball flying high into the night.

Karlos Williams caught the carom in stride, waltzed into the end zone and just like that it was a one-possession game, Miami’s lead down to 23-17.

The Hurricanes rolled up 320 yards in the first half, then got just about nothing going after halftime, with two punts and a fumble on their first three possessions after returning from the locker room.

Meanwhile, Florida State chipped away. Aguayo connected from 37 to get the Seminoles within three, and after Michael Badgley tacked a field goal on for Miami, Aguayo answered again with a 53-yarder.

Cook’s go-ahead run came with 3:05 left, the first and only time FSU would lead all night.

Trouble signs were there early for Florida State, which punted twice in the game’s first three minutes. Then again, early issues are commonplace for the Seminoles, who have faced second-quarter deficits in seven of their last eight games.

Kaaya found Dorsett with a perfect 27-yard strike that opened the scoring, Johnson got in from a yard out late in the first and Badgley’s field goal on the next Hurricane possession pushed the lead to 16-0. It was Miami’s biggest lead over Florida State since 2003.

## SCORING SUMMARY

	1	2	3	4	OT	F
<b>SCORING</b>						
Florida State	0	10	7	13	-	30
Miami	13	10	0	3	-	26

1st	6:57	UM	Dorsett 27 pass from Kaaya (Badgley kick)
	1:27	UM	Johnson 1 run (Badgley kick blocked)
2nd	14:51	UM	Badgley 45 FG
	13:34	FSU	Cook 44 run (Aguayo kick)
	11:37	UM	Walford 61 pass from Kaaya (Badgley kick)
	8:10	FSU	Aguayo 43 FG
3rd	4:19	FSU	Williams 11 pass from Winston (Aguayo kick)
4th	14:45	FSU	Aguayo 37 FG
	11:01	UM	Badgley 46 FG
	7:12	FSU	Aguayo 53 FG
	3:05	FSU	Cook 26 run (Aguayo kick)

## STATISTICS

TEAM STATS	FSU	UM
<b>FIRST DOWNS</b>	<b>30</b>	<b>26</b>
<b>RUSHES-YARDS (NET)</b>	<b>19-114</b>	<b>40-176</b>
<b>PASSING YDS (NET)</b>	<b>304</b>	<b>316</b>
Passes Comp-Att-Int	25-42-1	16-34-1
<b>TOTAL OFFENSE PLAYS-YARDS</b>	<b>61-418</b>	<b>74-492</b>
Fumble Returns-Yards	1-2	0-0
Punt Returns-Yards	2-34	1-8
Kickoff Returns-Yards	4-99	1-26
Interception Returns-Yards	1-0	1-0
Punts (Number-Avg)	3-41.7	3-42.0
Fumbles-Lost	3-2	2-2
Penalties-Yards	2-15	5-51
Possession Time	24:31	35:29
Third-Down Conversions	5 of 11	10 of 18
Fourth-Down Conversions	0 of 0	1 of 2
Red-Zone Scores-Chances	2-3	1-2

## INDIVIDUAL STATISTICS

**RUSHING:** FSU – Cook 7-92, Williams 4-10, Whitfield 1-7, Pender 4-4, Winston 2-3, TM 1-(-2).  
UM – Du. Johnson 27-130, Yearby 10-34, Coley 1-8, Kaaya 1-5, TM 1-(-1).

**PASSING:** FSU – Winston 25-42-1-304. UM – Kaaya 16-34-2-316.

**RECEIVING:** FSU – Rudolph 4-65, Greene 4-53, O’Leary 4-42, Whitfield 3-60, Williams 3-10, Lane 2-27, Cook 2-18, Wilson 1-21, Pender 1-7, Stevenson 1-1. UM - Walford 4-127, Dorsett 4-90, Du. Johnson 4-37, Coley 2-27, Dobard 1-33, Lewis 1-2.

**INTERCEPTIONS:** FSU – Ramsey 1-0. UM – Bush 1-0.

**FUMBLES:** FSU – Wilson 1-1, Greene 1-0, Cook 1-1. UM – Walford 1-1, Dobard 1-1.

**SACKS (UA-A):** FSU – None. UM – Grace 1-5.

**TACKLES (UA-A):** FSU – Northrup 10-3, Smith 6-1, Walker 5-0, Hunter 3-2, Darby 3-0, Andrews 3-0, Mitchell Jr. 3-0. UM – Perryman 7-2, Grace 4-1, Fentress 3-2, Kirby 2-3, Bush 3-0, Armbrister 3-0.




# GAME 11 (VIRGINIA)

**MIAMI** 13

6-5, 3-4

**VIRGINIA** 30

5-6, 3-4



November 22, 2014 • Charlottesville, Va. • Sun Life Stadium (39,112)

**CHARLOTTESVILLE, Va. (AP)** – Canaan Severin made a spectacular touchdown catch and Virginia dominated after halftime and kept its bowl hopes alive for one more week, beating Miami 30-7 in its home finale on Saturday night.

Darius Jennings and Khalek Shepherd ran for touchdowns and Ian Frye kicked three field goals for the Cavaliers (5-6, 3-4 Atlantic Coast Conference), who ended a four-game losing streak and play at rival Virginia Tech next Friday night. The Cavaliers will need to snap a 10-game losing streak in the series with the Hokies to make their first bowl since 2011. The Hokies, 6-3 double overtime losers at Wake Forest on Saturday, also need to win to reach the postseason, and will come into the game protecting a 21-year streak of ending seasons in bowl games.

The loss was the second in a row for the Hurricanes (6-5, 3-4), who looked like they had a hard time putting the first one behind them. They led No. 1 Florida State until the final minutes last week and struggled against Virginia's stout defense.

Duke Johnson saw his six-game streak of at least 100 yards rushing end after gaining 88 yards in 15 carries.

Miami also had a somber moment late in the third quarter when wide receiver Herb Waters went down on a kickoff return and didn't get up. He was eventually carted off the field, but was moving his extremities.

The Cavaliers started Senior Night by introducing 34 fourth- and fifth-year players, and with designs on improving embattled coach Mike London's chances of returning next season. London took Virginia to an 8-5 record and the Chick-fil-A Bowl in 2011, but they had won only 10 of 34 games the last three years.

Virginia took control late in the third quarter with a 10-play drive. It originally stalled at the 2, but Miami was called for running into the kicker on a field goal try, giving Virginia a first down. Three plays later, Jennings took a jet sweep going right and overran cornerback Artie Burns to score.

Waters was hurt on the ensuing kickoff, and Miami floundered after the lengthy delay. It lost 13 yards on the next three plays, the last a sack of Brad Kaaya by Max Valles that was very nearly a safety.

Shepherd's 17-yard punt return set the Cavaliers up at the 24, and Frye's 22-yard field goal seven plays later made it 23-7. The Cavaliers sealed it when Quin Blanding intercepted Kaaya and Shepherd scored from the 4 to make it 30-7.

Virginia led 13-7 at halftime.

## SCORING SUMMARY

SCORING	1	2	3	4	OT	F
Miami	7	0	0	6	-	13
Virginia	0	13	7	10	-	30

1st	3:03	UM	Dorsett 47 pass from Kaaya (Badgley kick)
2nd	11:16	UVA	Frye 20 FG
	3:21	UVA	Severin 23 pass from Lambert (Frye kick)
	0:00	UVA	Frye 17 FG
3rd	1:37	VA	Jennings 1 run (Frye kick)
4th	11:35	VA	Frye 22 FG
	8:30	VA	Shepherd 4 run (Frye kick)
	1:24	UM	Delephna 13 blocked punt return (Kaaya pass failed)

## STATISTICS

TEAM STATS	UM	UVA
<b>FIRST DOWNS</b>	15	18
<b>RUSHES-YARDS (NET)</b>	23-64	43-195
<b>PASSING YDS (NET)</b>	263	146
Passes Comp-Att-Int	20-33-1	17-25-1
<b>TOTAL OFFENSE PLAYS-YARDS</b>	56-327	68-341
Fumble Returns-Yards	0-0	0-0
Punt Returns-Yards	1-25	1-17
Kickoff Returns-Yards	5-91	2-45
Interception Returns-Yards	1-0	1-6
Punts (Number-Avg)	4-40.2	3-23.0
Fumbles-Lost	3-1	1-0
Penalties-Yards	9-59	3-30
Possession Time	24:33	35:27
Third-Down Conversions	5 of 12	7 of 17
Fourth-Down Conversions	0 of 2	1 of 1
Red-Zone Scores-Chances	0-2	5-5

## INDIVIDUAL STATISTICS

**RUSHING:** UVA – Shepherd 22-95, Mizzell 8-55, Jennings 6-40, Parks 3-6, Lambert 1-2, TM 3-(-3). UM – Du. Johnson 15-88, Yearby 3-14, TM 1-(-5), Kaaya 4-(-33).

**PASSING:** UVA – Lambert 17-25-1-146. UM – Kaaya 20-33-1-263.

**RECEIVING:** UVA – Shepherd 5-16, Severin 4-55, Jennings 2-32, Levrone 2-24, Mizzell 2-7, Swanson 1-7, Johnson 1-5. UM – Walford 7-105, Du. Johnson 5-44, Dorsett 3-61, Lewis 2-15, Waters 1-20, Coley 1-12, Berrios 1-6.

**INTERCEPTIONS:** UVA – Blanding 1-6. UM – Carter 1-0.

**FUMBLES:** UVA – Mizzell 1-0. UM – Kaaya 2-0, Du. Johnson 1-1.

**SACKS (UA-A):** UVA – Valles 3-0, Moore 1-0. UM – None.

**TACKLES (UA-A):** UVA – Harris 5-5, Valles 4-3, Blanding 2-5, Wahee 4-2, Romero 2-3. UM – Perryman 13-2, Fentress 5-2, McCord 1-5, Armbrister 4-1, Kirby 3-2, D. Crawford 2-3.

MEDIA INFORMATION

# GAME 12 (PITTSBURGH)

<b>PITTSBURGH</b>	<b>35</b>
6-6, 4-4	
<b>MIAMI</b>	<b>23</b>
6-6, 3-5	



November 29, 2014 • Miami Gardens, Fla. • Heinz Field (61,106)

**MIAMI GARDENS, Fla. (AP)** – James Conner ran for two touchdowns and broke three of Tony Dorsett’s records, Pittsburgh secured bowl eligibility by beating Miami 35-23 on Saturday night in the regular-season finale for both teams.

Quarterback Chris Voytik threw for a score and ran for another for Pittsburgh (6-6, 4-4 Atlantic Coast Conference), which won its final two games to earn a seventh-straight bowl opportunity.

Duke Johnson ran for 89 yards and passed Ottis Anderson for No. 1 on Miami’s all-time rushing list. Phillip Dorsett caught a 51-yard touchdown pass and became the seventh player with 2,000 receiving yards for the Hurricanes (6-6, 3-5), who dropped their third straight and lost consecutive home games for the first time since October 2012.

Johnson ran for a touchdown and caught a scoring pass from Brad Kaaya, who has thrown at least one touchdown pass in all 12 games in his freshman season.

## SCORING SUMMARY

SCORING	1	2	3	4	OT	F
Pitt	17	7	7	7	-	35
Miami	3	10	10	0	-	23

1st	12:49	UP	Conner 13 run (Blewitt kick)
	7:40	UM	Badgley 40 FG
	2:50	UP	Boyd 12 pass from Voytik (Blewitt kick)
2nd	13:01	UM	Dorsett 51 pass from Kaaya (Badgley kick)
	7:14	UP	Conner 2 run (Blewitt kick)
	2:15	UM	Badgley 48 FG
3rd	12:32	UM	Johnson 17 pass from Kaaya (Badgley kick)
	9:53	UP	James 15 run (Blewitt kick)
	4:17	UM	Badgley 36 FG
4th	13:13	UP	Voytik 1 run (Blewitt kick)

## STATISTICS

TEAM STATS	UP	UM
<b>FIRST DOWNS</b>	<b>22</b>	<b>21</b>
<b>RUSHES-YARDS (NET)</b>	<b>47-226</b>	<b>28-125</b>
<b>PASSING YDS (NET)</b>	<b>134</b>	<b>296</b>
Passes Comp-Att-Int	8-12-0	22-45-0
<b>TOTAL OFFENSE PLAYS-YARDS</b>	<b>59-360</b>	<b>73-421</b>
Fumble Returns-Yards	0-0	0-0
Punt Returns-Yards	0-0	0-(-2)
Kickoff Returns-Yards	6-190	4-59
Interception Returns-Yards	0-0	0-0
Punts (Number-Avg)	4-37.5	4-40.8
Fumbles-Lost	1-0	2-0
Penalties-Yards	6-50	7-57
Possession Time	32:01	27:59
Third-Down Conversions	5 of 10	8 of 18
Fourth-Down Conversions	1 of 1	2 of 3
Red-Zone Scores-Chances	5-5	2-3

## INDIVIDUAL STATISTICS

**RUSHING:** UM – Du. Johnson 8-89, Edwards 6-21, Yearby 2-20, Kaaya 1-1, TM 1-(-6).  
UP – Conner 16-75, Bennett 12-60, James 11-58, Voytik 4-26, Ibrahim 2-11, TM 2-(-4).

**PASSING:** UM – Kaaya 22-45-2-296. UP – Voytik 8-12-1-134.

**RECEIVING:** UM – Dorsett 5-103, Walford 4-49, Coley 4-42, Dobard 3-44, Du. Johnson 3-16, Lewis 2-33, Berrios 1-9. UP – Boyd 5-72, Conner 1-40, Bennett 1-15, Weatherspoon 1-7.

**INTERCEPTIONS:** None.

**FUMBLES:** UM – TM 1-0. UP – James 1-0.

**SACKS (UA-A):** None.

**TACKLES (UA-A):** UM – Chickillo 3-5, Perryman 2-4, Fentress 2-4, Kirby 2-4, Heurtelou 1-5, Gunter 4-0. UP – Galambos 4-4, Gonzalez 6-1, Vinopal 5-1, Mitchell 4-2, Maddox 5-0, Soto 1-4.



# BOWL GAME HISTORY

## MIAMI IN BOWL GAMES (19-18)

	BOWL	OPPONENT	W-L	SCORE	COACH	DATE	NOTES
1933	Palm Festival	Manhattan	W	7-0	Tom McCann	1/1/33	Cook's 3-yard TD run was lone score
1934	Palm Festival	Duquesne	L	7-33	Tom McCann	1/1/34	DU scored 27 fourth-quarter points
1935	Orange	Bucknell	L	0-26	Irl Tubbs	1/1/35	Bucknell scored 19 second-half points
1946	Orange	Holy Cross	W	13-6	Jack Harding	1/1/46	Hudson 89-yard INT return capped upset of No. 16 HC
1951	Orange	Clemson	L	14-15	Andy Gustafson	1/1/51	Clemson safety in fourth quarter was go-ahead score
1952	Gator	Clemson	W	14-0	Andy Gustafson	1/2/52	Mallios scored both TDs in UM's win in 1951 rematch
1961	Liberty	Syracuse	L	14-15	Andy Gustafson	12/16/61	Up 14-0 at half, UM allowed 15 second-half points
1962	Gotham	Nebraska	L	34-35	Andy Gustafson	12/15/62	Lead changed hands six times before Nebraska won
1966	Liberty	Virginia Tech	W	14-7	Charlie Tate	12/10/66	Rallied from 7-0 halftime deficit for fourth bowl win
1967	Bluebonnet	Colorado	L	21-31	Charlie Tate	12/23/67	Colorado outscored Miami 21-7 in second half
1981	Peach	Virginia Tech	W	20-10	Howard Schnellenberger	1/2/81	Jim Kelly (offense), Jim Burt (defense) named MOPs
1984	Orange	Nebraska	W	31-30	Howard Schnellenberger	1/2/84	Miami claimed first of five national championships
1985	Fiesta	UCLA	L	37-39	Jimmy Johnson	1/1/85	John Lee kicked GW 23-yard FG with 51 seconds left
1986	Sugar	Tennessee	L	7-35	Jimmy Johnson	1/1/86	After UM took 7-0 lead, UT scored final 35 points
1987	Fiesta	Penn State	L	10-14	Jimmy Johnson	1/2/87	Vinny Testaverde threw INT with 18 seconds remaining
1988	Orange	Oklahoma	W	20-14	Jimmy Johnson	1/1/88	Miami collected second national championship
1989	Orange	Nebraska	W	23-3	Jimmy Johnson	1/2/89	Carlos Huerta booted 3 FGs in win
1990	Sugar	Alabama	W	33-25	Dennis Erickson	1/1/90	Miami's third national title — second in three years
1991	Cotton	Texas	W	46-3	Dennis Erickson	1/1/91	Miami's fourth consecutive bowl win
1992	Orange	Nebraska	W	22-0	Dennis Erickson	1/1/92	Miami claimed fourth national title in nine years
1993	Sugar	Alabama	L	13-34	Dennis Erickson	1/1/93	Loss snapped five-game bowl winning streak
1994	Fiesta	Arizona	L	0-29	Dennis Erickson	1/1/94	Shut out in bowl game for first time since 1935
1995	Orange	Nebraska	L	17-24	Dennis Erickson	1/1/95	Nebraska scored 15 fourth-quarter points
1996	Carquest	Virginia	W	31-21	Butch Davis	12/27/96	Win snapped three-game bowl losing streak
1998	Micron PC	N.C. State	W	46-23	Butch Davis	12/29/98	Scott Covington threw for 320 yards (MVP)
2000	Gator	Georgia Tech	W	28-13	Butch Davis	1/1/00	UM defense, MVP Nate Webster shut down GT offense
2001	Sugar	Florida	W	37-20	Butch Davis	1/2/01	Win wrapped up best season since 1994 (11-1)
2002	Rose	Nebraska	W	37-14	Larry Coker	1/3/02	Miami's fifth national title; first Rose Bowl victory
2003	Fiesta	Ohio State	L <sub>2OT</sub>	24-31	Larry Coker	1/3/03	34-game winning streak snapped
2004	Orange	Florida State	W	16-14	Larry Coker	1/2/04	Jarrett Payton (MVP) rushing for 131 yards
2004	Peach	Florida	W	27-10	Larry Coker	12/31/04	Devin Hester returned blocked FG 78 yards for TD
2005	Peach	LSU	L	3-40	Larry Coker	12/30/05	Worst bowl loss in program history
2006	MPC Computers	Nevada	W	21-20	Larry Coker	12/31/06	Kirby Freeman threw for 272 yards, added 3 TDs
2008	Emerald	California	L	17-24	Randy Shannon	12/27/08	Cal's Anthony Miller scored go-ahead TD in 4Q
2009	Champs Sports	Wisconsin	L	14-20	Randy Shannon	12/29/09	Wisconsin scored 20 unanswered points
2010	Sun	Notre Dame	L	17-33	Jeff Stoutland	12/31/10	Miami trailed 30-3 entering fourth quarter
2013	Russell Athletic	Louisville	L	9-36	Al Golden	12/28/13	First bowl game under Golden after two self-imposed bans

MEDIA INFORMATION

## BOWL GAME RECAPS

### 1933 PALM FESTIVAL

**MIAMI 7, MANHATTAN 0**  
JANUARY 1, 1933 • MIAMI, FLA.

#### SCORING

Miami	0	0	0	7	7
Manhattan	0	0	0	0	0

UM Cook 3 run (Bates kick)

### 1934 PALM FESTIVAL

**DUQUESNE 33, MIAMI 7**  
JANUARY 1, 1934 • MIAMI, FLA.

#### SCORING

Duquesne	0	0	6	27	33
Miami	0	0	0	7	7

DU Zaneski 1 run (kick failed)

DU Zaneski 5 run

UM Reichgott 4 pass from Ott (Petrowski kick)

DU DeLuca 6 run (Niccolai kick)

DU Baker 25 pass from DeLuca (Niccolai kick)

DU DeLuca 30 pass from Strutt (Niccolai kick)

### 1935 ORANGE BOWL

**BUCKNELL 26, MIAMI 0**  
JANUARY 1, 1935 • MIAMI, FLA.

#### SCORING

Bucknell	0	7	6	13	26
Miami	0	0	0	0	0

BU Smith 3 run (Dobie kick)

BU Miller 4 run (kick failed)

BU Smith 8 run (kick failed)

BU Resnichak 10 run (Dobie kick)

### 1946 ORANGE BOWL

**MIAMI 13, HOLY CROSS 6**  
JANUARY 1, 1946 • MIAMI, FLA.

#### SCORING

Miami	0	6	0	7	13
(16) Holy Cross	0	6	0	0	6

UM Krull 1 run (kick blocked)

HC Brennan 16 pass from Kozlowski (kick failed)

UM Hudson 89 interception return (Ghaul kick)

### 1951 ORANGE BOWL

**CLEMSON 15, MIAMI 14**  
JANUARY 1, 1951 • MIAMI, FLA.

#### SCORING

(15) Miami	0	0	14	0	14
(10) Clemson	0	7	6	2	15

CU Cone 1 run (Radcliff kick)

CU G. Smith 7 pass from Hair (kick failed)

UM Mallios 5 run (Watson kick)

UM F. Smith 14 pass from Hackett (Watson kick)

CU Safety, F. Smith tackled in end zone by S. Smith

### 1952 GATOR BOWL

**MIAMI 14, CLEMSON 0**  
JANUARY 2, 1952 • JACKSONVILLE, FLA.

#### SCORING

Miami	7	7	0	0	14
(19) Clemson	0	0	0	0	0

UM Mallios 11 run (Tremont kick)

UM Mallios 2 run (Tremont kick)



## BOWL GAME RECAPS

### 1961 LIBERTY BOWL

SYRACUSE 15, MIAMI 14  
DECEMBER 16, 1961 • MEMPHIS, TENN.

#### SCORING

Miami	6	8	0	0	14
(14) Syracuse	0	0	8	7	15

- UM Vollenweider 12 run (kick failed)
- UM Spinelli 60 punt return (Miller pass from Mira)
- SU Davis 1 run (Easterly pass from Sarette)
- SU Easterly 7 pass from Sarette (Erickson kick)

### 1962 GOTHAM BOWL

NEBRASKA 36, MIAMI 34  
DECEMBER 15, 1962 • NEW YORK, N.Y.

Played in freezing 17-degree weather in icy, snow-banked Yankee Stadium, the lead changed hands six times before Nebraska won 36-34. The Hurricanes rolled up 502 yards to Nebraska's 296 and had a 34-12 edge in first downs. UM quarterback **George Mira** shattered his UM passing record with 24 completions for 321 yards and two touchdowns, earning him MVP honors.

#### SCORING

Miami	6	14	7	7	34
Nebraska	6	14	8	8	36

- NEB Thornton 1 run (run failed)
- UM Rizzo 10 pass from Mira (pass failed)
- UM Spinelli 30 pass from Mira (pass failed)
- NEB Ross 92 kickoff return (Johnson kick)
- UM Ryder 1 run (Ryder pass from Mira)
- NEB Eger 6 pass from Claridge (Johnson kick)
- UM Bennett 3 run (Wilson kick)
- NEB Thornton 1 run (Claridge kick)
- NEB Ross 1 run (Thornton run)
- UM Ryder 1 run (Wilson kick)

### 1966 LIBERTY BOWL

MIAMI 14, VIRGINIA TECH 7  
DECEMBER 10, 1966 • MEMPHIS, TENN.

Playing in frigid 36-degree weather in Memphis, Miami found itself on the trailing end of a 7-0 score at halftime, but in the end proved to be too powerful for Virginia Tech. Miami rallied from a sevenpoint deficit in the third period on a **Bill Miller** seven-yard TD pass to **Joe Mira**. UM marched to its winning TD in the fourth quarter. On the drive, Miller completed three passes to end **Jimmy Cox** (12, 11, and 38 yards), and **Doug McGee** barreled over from the one on fourth down with 8:05 left in the game. Miami's potent defense was led by All-American **Ted Hendricks**.

#### SCORING

(9) Miami	0	0	7	7	14
Virginia Tech	7	0	0	0	7

- VT Francisco 1 run (Utin kick)
- UM J. Mira 7 pass from Miller (Harris kick)
- UM McGee 1 run (Harris kick)

### 1967 BLUEBONNET BOWL

COLORADO 31, MIAMI 21  
DECEMBER 23, 1967 • HOUSTON, TEXAS

In a wild scoring spectacle, Colorado won 31-21 after the lead had changed hands five times at Rice Stadium. In the first quarter, CU's Larry Plantz scored from seven yards out, then Miami came back with **Joe Mira's** score from the two. UM moved ahead moments later as **Jimmy Dye** stole a pass from Dan Kelly and ran 77 yards. A field goal by John Farler just before half, followed by an 80-yard TD march with the second half kickoff, put the Buffs ahead 17-14. UM regained the lead 21-17 in the fourth on an 85-yard drive sparked by **Bill Miller's** four completions to **Jerry Daanen**, the last one for a nine-yard TD. With six minutes left, CU surged ahead again on a 38-yard run by Bob Anderson.

#### SCORING

Miami	0	14	0	7	21
Colorado	7	3	7	14	31

- CU Plantz 7 run (Farler kick)
- UM Mira 2 run (Harris kick)
- UM Dye 77 pass interception return (Harris kick)
- CU Farler 31 FG
- CU B. Anderson 2 run (Bartelt kick)
- UM Daanen 9 pass from Miller (Harris kick)
- CU B. Anderson 38 run (Bartelt kick)
- CU Cooks 2 run (Farler kick)

### 1981 PEACH BOWL

MIAMI 20, VIRGINIA TECH 10  
JANUARY 2, 1981 • ATLANTA, GA.

The Hurricanes embarked on their first post-season bowl appearance since 1967, squaring off against Virginia Tech on a clear Georgia day at Fulton County Stadium. **Howard Schnellenberger's** troops set the pace early with two long scoring drives that proved to be the winning margin. UM took the opening kickoff 68 yards to paydirt, with QB **Jim Kelly** hitting **Larry Brodsky** on a 15-yard strike to culminate the nine-play drive. On Miami's third possession, Kelly connected through the air three times to spark a 10-play, 99-yard drive. **Chris Hobbs** did the honors with a 12-yard scamper up the middle to cap the drive. The Hokies closed the gap to 14-10 early in the second half, but two field goals by **Danny Miller** assured Miami of its first bowl victory since 1966. Kelly was selected the game's outstanding player on offense, while UM middle guard **Jim Burt** was named defensive MVP.

#### SCORING

(20) Miami	7	7	3	3	20
Virginia Tech	0	3	7	0	10

- UM Brodsky 15 pass from Kelly (Miller kick)
- UM Hobbs 12 run (Miller kick)
- VT Laury 42 FG
- VT Lawrence 1 run (Laury kick)
- UM Miller 31 FG
- UM Miller 37 FG

## NATIONAL CHAMPIONS

### 1984 ORANGE BOWL

MIAMI 31, NEBRASKA 30  
JANUARY 2, 1984 • MIAMI, FLA.

UM ended a storybook climb to the national title by dealing Nebraska a 31-30 defeat. Miami QB **Bernie Kosar** earned MVP honors by throwing for a Orange Bowl-record 300 yards. Linebacker **Jack Fernandez** was named Defensive MVP as the Canes contained a Nebraska offense that had set numerous NCAA records. Late in the game, Jeff Smith set Nebraska up for the potential win with a 24-yard touchdown run to pull the Huskers to within one. Then, Nebraska lined up for a two-point attempt. Turner Gill rolled right under pressure and lofted a pass toward Smith, but UM strong safety **Ken Calhoun** batted it away to seal the UM win.

#### SCORING

(5) Miami	17	0	14	0	31
(1) Nebraska	0	14	3	13	30

- UM Dennison 2 pass from Kosar (Davis kick)
- UM Davis 45 FG
- UM Dennison 22 pass from Kosar (Davis kick)
- NEB Steinkuhler 19 run (Livingston kick)
- NEB Gill 1 run (Livingston kick)
- NEB Livingston 34 FG
- UM Highsmith 1 run (Davis kick)
- UM Bentley 7 run (Davis kick)
- NEB Smith 1 run (Livingston kick)

### 1985 FIESTA BOWL

UCLA 39, MIAMI 37  
JANUARY 1, 1985 • TEMPE, ARIZ.

The Hurricanes were dealt a narrow 39-37 defeat by the UCLA Bruins in the Fiesta Bowl to cap the 1984 season. The lead changed hands seven times before the Bruins' John Lee kicked the deciding field goal with 51 seconds remaining. **Melvin Bratton** had put Miami ahead on a 3-yard TD pass from **Bernie Kosar** with 2:58 left, giving UM a 37-36 advantage. The Bruins used eight plays to move 61 yards to the Canes seven, setting up Lee's heroics.

#### SCORING

(13) Miami	14	7	3	13	37
(14) UCLA	7	15	7	10	39

- UCLA Green 6 run (Lee kick)
- UM Oliver 34 run (Cox kick)
- UM Eddie Brown 68 punt return (Cox kick)
- UM Blades 48 pass from Kosar (Cox kick)
- UCLA Green 72 run (Lee kick)
- UCLA Safety, Shinnick tackled Tuten in end zone
- UCLA Lee 51 FG
- UCLA Lee 33 FG
- UM Cox 31 FG
- UCLA Sherrard 10 pass from Bono (Lee kick)
- UCLA Young 33 pass from Bono (Lee kick)
- UM Bratton 19 run (pass failed)
- UM Bratton 3 pass from Kosar (Cox kick)
- UCLA Lee 23 FG



# BOWL GAME RECAPS

## 1986 SUGAR BOWL

TENNESSEE 35, MIAMI 7  
JANUARY 1, 1986 • NEW ORLEANS, LA.

Amid the revelry of New Orleans' Bourbon Street, the 1986 Sugar Bowl had it all. Miami, with one of the most dominant offenses in college football, was shooting for the national championship. The Volunteers, an underrated team who rolled into New Orleans with a hard-fought SEC title, were looking for the national respect they felt had eluded them. Tennessee used a solid offense and an opportunistic defense to down the second-ranked Canes. Despite constant pressure, **Vinny Testaverde** threw for 217 yards on 20 of 36 passing. UT QB Daryl Dickey, who earned MVP honors, finished with 131 yards on 15 of 25 passes.

### SCORING

(2) Miami	7	0	0	0	7
(8) Tennessee	0	14	14	7	35

UM	Irvin 18 pass from Testaverde (Cox kick)
UT	Smith 6 pass from Dickey (Revez kick)
UT	McGee recovered fumble in end zone (Revez kick)
UT	Henderson 1 run (Revez kick)
UT	Powell 60 run (Revez kick)
UT	Wilson 6 run (Revez kick)

## 1987 FIESTA BOWL

PENN STATE 14, MIAMI 10  
JANUARY 2, 1987 • TEMPE, ARIZ.

A national television audience watched the "Battle For No. 1" and the Hurricanes found themselves 77 yards from the national championship with just over three minutes left to play. **Vinny Testaverde** engineered a thrilling drive that included a 31-yard strike to **Brian Blades** on a 4th-and-6 play from Miami's own 27. The pass to Blades was the first of six consecutive completions by Testaverde that brought Miami to PSU's 6-yard line. However, with 18 seconds remaining, Pete Giftopoulos ended UM's drive for the national title by intercepting a Testaverde pass at the goal line. The Canes finished with 445 total yards and 22 first downs while holding PSU to Fiesta Bowl records of 162 yards and just eight first downs. But seven turnovers tripped the Canes on the road to the national title.

### SCORING

(1) Miami	0	7	0	3	10
(2) Penn State	0	7	0	7	14

UM	Bratton 1 run (Cox kick)
PSU	Shaffer 4 run (Manca kick)
UM	Selig 38 FG
PSU	Dozier 6 run (Manca kick)

## NATIONAL CHAMPIONS

### 1988 ORANGE BOWL

MIAMI 20, OKLAHOMA 14  
JANUARY 1, 1988 • MIAMI, FLA.

For the second time in five years, the Hurricanes were champions of the college football world. Just as they had done in 1983, the '87 Canes knocked off the nation's No. 1-ranked team in the Orange Bowl Classic. The second-ranked Hurricanes capped the school's second straight undefeated regular season with a 20-14 victory over Oklahoma. Sophomore QB **Steve Walsh** hit on 18-of-30 passing for 209 yards and two touchdowns. Senior fullback **Melvin Bratton** nearly broke a UM single-game receiving mark by hauling in nine catches for 102 yards before leaving the game with a knee injury. **Bernard Clark** stepped into the spotlight at middle linebacker and walked away with the game's MVP award after recording 12 unassisted tackles and 14 overall stops, while the defense limited OU to just 255 yards in total offense.

### SCORING

(1) Oklahoma	0	7	0	7	14
(2) Miami	7	0	10	3	20

UM	Bratton 30 pass from Walsh (Cox kick)
OU	Stafford 1 run (Lashar kick)
UM	Cox 56 FG
UM	Irvin 23 pass from Walsh (Cox kick)
UM	Cox 48 FG
OU	Hutson 29 run (Lashar kick)

### 1989 ORANGE BOWL

MIAMI 23, NEBRASKA 3  
JANUARY 2, 1989 • MIAMI, FLA.

For the first time in four years, Miami was not playing for the national title in its New Year's bowl game. Moments before kickoff of the 55th annual Orange Bowl Classic vs. Nebraska, the Canes learned that the No. 1 ranked team, Notre Dame, had defeated West Virginia in the Fiesta Bowl. As the nation tuned in to the Orange Bowl, many felt the University of Miami would come out flat, knowing that all possibility of a repeat national title had been lost. UM showed its true mettle, dominating the Big Eight Champions on offense, defense, and special teams from the opening kickoff. The statistics backed up the scoreboard as the Canes held a 212-29 advantage in total yards and an 11-2 edge in first downs.

### SCORING

(6) Nebraska	0	0	3	0	3
(2) Miami	7	13	0	3	23

UM	Conley 22 pass from Walsh (Huerta kick)
UM	Huerta 18 FG
UM	Conley 42 pass from Walsh (Huerta kick)
UM	Huerta 37 FG
NEB	Barrios 50 FG
UM	Huerta 37 FG

## NATIONAL CHAMPIONS

### 1990 SUGAR BOWL

MIAMI 33, ALABAMA 25  
JANUARY 1, 1990 • NEW ORLEANS, LA.

Miami solidified its title of "Team of the '80s" with its third national championship in seven years by handing Alabama a 33-25 defeat in the USF&G Sugar Bowl. Miami closed out its scoring by capitalizing on a Charles Pharms interception with an 88-yard drive that Craig Erickson finished off by finding tight end Randy Bethel open for a 12-yard touchdown reception. The Tide managed one more touchdown and two-point conversion with a minute remaining.

### SCORING

(2) Miami	7	13	6	7	33
(7) Alabama	0	17	0	8	25

UM	McGuire 3 run (Huerta kick)
UA	Battle 4 pass from Hollingsworth (Doyle kick)
UM	Carroll 19 pass from Erickson (kick blocked)
UA	Doyle 45 FG
UM	Johnson 3 run (Huerta kick)
UA	Russell 7 pass from Hollingsworth (Doyle kick)
UM	Chudzinski 11 pass from Erickson (conversion failed)
UM	Bethel 12 pass from Erickson (Huerta kick)
UA	Wimbley 9 pass from Hollingsworth (Russell pass to Hollingsworth)

### 1991 COTTON BOWL

MIAMI 46, TEXAS 3  
JANUARY 1, 1991 • DALLAS, TEXAS

Fourth-ranked Miami won its fourth consecutive bowl game in dominating fashion over No. 3-ranked Texas, 46-3, the most lopsided score in Cotton Bowl history. The Miami defense held Texas to minus-four yards total offense in the first stanza. **Craig Erickson**, the game's outstanding offensive player, completed 17 of 26 passes for 272 yards and set a Cotton Bowl record with four TDs. **Russell Maryland**, the game's outstanding defensive player, had nine tackles and three sacks. Miami's defense set a Cotton Bowl mark with nine sacks and **Carlos Huerta's** 50-yard field goal tied a Cotton Bowl record.

### SCORING

(4) Miami	12	7	14	13	46
(3) Texas	0	3	0	0	3

UM	Huerta 28 FG
UM	Huerta 50 FG
UM	Carroll 12 pass from Erickson (pass failed)
UT	Pollak 29 FG
UM	Carroll 24 pass from Erickson (Huerta kick)
UM	D. Smith 34 interception return (Huerta kick)
UM	Hill 48 pass from Erickson (Huerta kick)
UM	Bethel 4 pass from Erickson (kick failed)
UM	Conley 26 run (Huerta kick)





# BOWL GAME RECAPS

## NATIONAL CHAMPIONS

MEDIA INFORMATION

### 1992 ORANGE BOWL

MIAMI 22, NEBRASKA 0

JANUARY 1, 1992 • MIAMI, FLA.

The No. 1-ranked Hurricanes capped a 12-0 season and claimed their fourth national championship in nine years by dominating the Big Eight Champion Nebraska Cornhuskers, 22-0, in front of an Orange Bowl crowd of 77,747. Miami used the running of **Larry Jones**, who responded with a career-high 144 yards rushing (earning him MVP honors) and a dominating defense to roll to victory. Miami played with the knowledge that earlier that day the No. 2-ranked Washington Huskies had soundly defeated the Michigan Wolverines in the Rose Bowl, and would ultimately claim a co-national championship with the Hurricanes. The Miami defense held Nebraska to a single yard of offense in the first quarter and 62 total in the first half en route to its second shutout of the year. For the game, UM recorded two interceptions, two fumble recoveries and five sacks, four by sophomore **Rusty Medearis**.

#### SCORING

(1) Miami	13	0	9	0	22
(11) Nebraska	0	0	0	0	0

- UM Williams 8 pass from Torretta (Huerta kick)
- UM Huerta 24 FG
- UM Huerta 24 FG
- UM L. Jones 1 run (2-point conversion failed)
- UM Huerta 54 FG

### 1993 SUGAR BOWL

ALABAMA 34, MIAMI 13

JANUARY 1, 1993 • NEW ORLEANS, LA.

The No. 1-ranked Hurricanes' dream of a second consecutive national championship and an unprecedented fifth title in 10 years ended with a 34-13 defeat at the hands of No. 2-ranked Alabama. **Gino Torretta** set a UM bowl record with 56 pass attempts, throwing for 278 yards on 24-of-56 passing, but had no TDs and three picks. A bright spot in the second half for Miami was **Kevin Williams'** Sugar Bowl-record 78-yard punt return for a touchdown in the fourth quarter.

#### SCORING

(1) Miami	3	3	0	7	13
(2) Alabama	3	10	14	7	34

- UA Proctor 19 FG
- UM Prewitt 49 FG
- UA Proctor 23 FG
- UA Williams 2 rush (Proctor kick)
- UM Prewitt 42 FG
- UA Lassic 1 rush (Proctor kick)
- UA Teague 31 interception return (Proctor kick)
- UM Kevin Williams 78 punt return (Prewitt kick)
- UA Lassic 4 rush (Proctor kick)

### 1994 FIESTA BOWL

ARIZONA 29, MIAMI 0

JANUARY 1, 1994 • TEMPE, ARIZ.

The No. 10-ranked Hurricanes fell victim to the 16th-ranked Arizona Wildcats, 29-0, in the 23rd annual IBM OS/2 Fiesta Bowl before a sellout crowd of 72,260 and a national television audience. The Wildcats used a strong ground attack and stifling defense to hand the Canes their first shutout since 1979, a span of 168 games. It was also the first time that Miami had been shutout in a bowl game since a 26-0 loss to Bucknell in the 1935 Orange Bowl. The only bright spot for the Canes was receiver **Chris T. Jones**, who had six receptions for 98 yards.

#### SCORING

(10) Miami	0	0	0	0	0
(16) Arizona	9	7	6	7	29

- UA Dickey 13 pass from White (kick blocked)
- UA McLaughlin 39 FG
- UA Levy 68 rush (McLaughlin kick)
- UA McLaughlin 31 FG
- UA McLaughlin 21 FG
- UA Dickey 14 pass from White (McLaughlin kick)

### 1995 ORANGE BOWL

NEBRASKA 24, MIAMI 17

JANUARY 1, 1995 • MIAMI, FLA.

The third-ranked Hurricanes' dream of a fifth national title was dashed in front of a record crowd of 81,753 as the top-ranked Nebraska Cornhuskers overcame a 17-9 deficit with two fourth quarter touchdowns to propel them to a 24-17 victory and the 1994 national championship. Nebraska's defense took control after halftime by putting relentless pressure on Miami QB **Frank Costa** and sacking him four times in the half (five times in the game), including one for a safety early in the third quarter. Miami's defense came up big, forcing two Nebraska turnovers. But Nebraska and its bruising offensive line controlled the final quarter of play.

#### SCORING

(3) Miami	10	0	7	0	17
(1) Nebraska	0	7	2	15	24

- UM Prewitt 44 FG
- UM T. Jones 35 pass from Costa (Prewitt kick)
- NEB Gilman 19 pass from Berringer (Sieler kick)
- UM J. Harris 44 pass from Costa (Prewitt kick)
- NEB Safety, Harris tackled Costa in end zone
- NEB Schlesinger 15 run (Alford pass from Frazier)
- NEB Schlesinger 14 run (Sieler kick)

### 1996 CARQUEST BOWL

MIAMI 31, VIRGINIA 21

DECEMBER 27, 1996 • MIAMI, FLA.

Miami won the 1996 Carquest Bowl in entertaining fashion with a 31-21 triumph over Virginia. Defensive standout **Tremain Mack** provided the fireworks with a pair of Miami touchdowns. Mack, who was a unanimous choice for game MVP, returned a UVA fumble 79 yards for a touchdown to give UM a 14-0 first quarter lead. Mack then gave the Canes an insurmountable 24-7 lead when he picked off Cavalier QB Tim Sherman in the second quarter and raced 42 yards to paydirt. Mack continued his heroics in the third quarter by blocking a Rafeal Garcia 29-yard field goal attempt, the first of two blocked FGs by the Canes. **Ryan Clement** ignited the Hurricane offense throwing for a career-best 274 yards and one touchdown on 16-of-26 passing.

#### SCORING

(19) Miami	14	10	0	7	31
Virginia	7	0	7	7	21

- UM Green 70 pass from Clement (Crosland kick)
- UM Mack 79 fumble return (Crosland kick)
- UVA Crowell 29 pass from Brooks (Garcia kick)
- UM Crosland 20 FG
- UM Mack 42 interception return (Crosland kick)
- UVA Brooks 1 rush (Garcia kick)
- UM T. Jones 2 rush (Crosland kick)
- UVA T. Jones 3 rush (Garcia kick)

### 1998 MICRON PC BOWL

MIAMI 46, NC STATE 23

DECEMBER 29, 1998 • MIAMI, FLA.

24th-ranked Miami defeated NC State, 46-23, at the 1998 Micron PC Bowl. **Scott Covington** earned game MVP honors, finishing with 320 yards passing and two touchdowns on a 17-of-24 performance. His favorite target was Santana Moss, who had five catches for 141 yards including an 80-yard touchdown pass. **Edgerrin James** led the ground attack with 156 yards on 20 carries. UM's offense set a bowl record with 594 total yards. The defense made six tackles for loss and set a Micron PC bowl record with five interceptions. Linebacker **Dan Morgan** made 12 tackles and a forced fumble.

#### SCORING

(24) Miami	14	13	3	16	46
NC State	7	3	7	6	23

- UM King 4 pass from Covington (Crosland kick)
- NCS Barnette 1 rush (Deskevich kick)
- UM James 5 rush (Crosland kick)
- UM Moss 80 pass from Covington (kick blocked)
- NCS Deskevich 28 FG
- UM James 2 rush (Crosland kick)
- UM Crosland 31 FG
- NCS Spikes 30 rush (Deskevich kick)
- UM Jackson 13 rush (pass failed)
- UM Jackson 25 rush (Crosland kick)
- NCS Coleman 7 pass from Barnette (rush failed)
- UM Gaitan 29 FG



# BOWL GAME RECAPS

## 2000 GATOR BOWL

MIAMI 28, GEORGIA TECH 13

JANUARY 1, 2000 • JACKSONVILLE, FLA.

No. 23 Miami routed No. 15 Georgia Tech, 28-13, behind a dominating defensive performance that held the Yellow Jackets offense (ranked No. 1 nationally and second in scoring with an average of 40.7 points a game) to a season-low 13 points. The Hurricanes struck on their opening possession with an eight-yard **James Jackson** touchdown run. Miami then took a 14-point lead early in the second quarter when sophomore QB **Kenny Kelly** capped a 73-yard drive with a 15-yard touchdown strike to **Andre King**. Following a Tech score, freshman All-America RB **Clinton Portis** set a UM bowl record with a 73-yard touchdown run to give the Canes a 21-7 halftime lead. Georgia Tech could only muster a pair of second half field goals as the UM defense, behind the play of Gator Bowl MVP **Nate Webster**, shut down the Tech attack.

### SCORING

(23) Miami	7	14	0	7	28
(15) Georgia Tech	0	7	6	0	13

UM	Jackson 8 run (Crosland kick)
UM	King 15 pass from Kelly (Crosland kick)
GT	Hamilton 17 run (Manger kick)
UM	Portis 73 run (Crosland kick)
GT	Manger 25 FG
GT	Manger 36 FG
UM	Wayne 17 pass from Dorsey (Crosland kick)

## 2001 SUGAR BOWL

MIAMI 37, FLORIDA 20

JANUARY 2, 2001 • NEW ORLEANS, LA.

Second-ranked Miami defeated No. 7 Florida, 37-20, in the Nokia Sugar Bowl to wrap up the Hurricanes' best season since 1994 at 11-1 and second in the national rankings. The Canes led, 27-20, with 12:50 remaining when UM turned to running back **Clinton Portis**, who finished with 97 yards on 18 carries. On the first play of the ensuing possession, CB **Phillip Buchanon** picked off Rex Grossman to set up a 3-yard touchdown run by **Najeh Davenport** that gave Miami control. QB **Ken Dorsey** was named the game's Most Valuable Player, completing 22-of-40 passes for 270 yards and three TDs.

### SCORING

(2) Miami	10	3	14	10	37
(7) Florida	7	3	7	3	20

UF	Wells 23 pass from Grossman (Chandler kick)
UM	Sievers 44 FG
UM	Shockey 8 pass from Dorsey (Sievers kick)
UM	Sievers 29 FG
UF	Chandler 51 FG
UF	Graham 36 run (Chandler kick)
UM	Williams 19 pass from Dorsey (Sievers kick)
UM	Davenport 2 pass from Dorsey (Sievers kick)
UF	Chandler 26 FG
UM	Sievers 29 FG
UM	Davenport 3 run (Sievers kick)

## NATIONAL CHAMPIONS

### 2002 ROSE BOWL

MIAMI 37, NEBRASKA 14

JANUARY 3, 2002 • PASADENA, CALIF.

Miami lowered the boom on the Nebraska Cornhuskers in a decisive 37-14 victory in the 88th Rose Bowl game for the National Championship Miami's 12-0 season was capped by a performance indicative of much of the Hurricanes' season, as UM piled up a huge halftime lead and cruised to the victory. The top-ranked Hurricanes used three touchdown passes by **Ken Dorsey** to build a big early lead. **Andre Johnson** caught seven passes for 199 yards and two scores for the Hurricanes, who laid claim to their first national title since 1991. Dorsey and Johnson shared MVP honors and were helped by **Clinton Portis**, who carried 20 times for 104 yards and a score. Dorsey completed 22-of-35 passes for 362 yards, including 258 in the first half.

### SCORING

(1) Miami	7	27	0	3	37
(4) Nebraska	0	0	7	7	14

UM	Johnson 49 pass from Dorsey (Sievers kick)
UM	Portis 39 run (Sievers kick)
UM	Lewis 47 interception return (Sievers kick)
UM	Shockey 21 pass from Dorsey (kick failed)
UM	Johnson 8 pass from Dorsey (Sievers kick)
NU	Davies 16 run (Brown kick)
NU	Groce 71 punt return (Brown kick)
UM	Sievers 37 FG

### 2003 FIESTA BOWL

OHIO STATE 31, MIAMI 24 (2OT)

JANUARY 3, 2003 • TEMPE, ARIZ.

Miami's 34-game winning streak came to an end in as Ohio State defeated the Hurricanes 31-24 in double overtime to win the Fiesta Bowl and the BCS National Championship. Maurice Clarett scored his second touchdown on a five-yard run in the second overtime. Craig Krenzel had a pair of touchdown runs for the Buckeyes (14-0), who ended Miami's winning streak -- the sixth-longest in college football history -- in a game of high drama that was prolonged by a controversial pass interference call. It was the first-ever overtime in a BCS title game, despite Miami turning the ball over five times and losing **Willis McGahee** to a knee injury in the fourth quarter. On the final play of regulation, **Todd Sievers** kicked a 40-yard field goal to tie it at 17-17. **Kellen Winslow Jr.** caught a seven-yard TD pass from **Ken Dorsey** in the first overtime. A controversial pass interference penalty allowed Ohio State to tie the game. On 4th-and-goal from the 5, **Glenn Sharpe** batted away a pass intended for Chris Gamble. Miami began its celebration, but Sharpe was flagged. Krenzel then scored on a one-yard run.

### SCORING

(2) Ohio State	0	14	3	0	14	31
(1) Miami	7	0	7	3	7	24

UM	Parrish 25 pass from Dorsey (Sievers kick)
OSU	Krenzel 1 run (Nugent kick)
OSU	Clarett 1 run (Nugent kick)
OSU	Nugent 44 FG
UM	McGahee 9 run (Sievers kick)
UM	Sievers 40 FG
UM	Winslow 7 pass from Dorsey (Sievers kick)
OSU	Krenzel 1 run (Nugent kick)
OSU	Clarett 5 run (Nugent kick)

### 2004 FEDEX ORANGE BOWL

MIAMI 16, FLORIDA STATE 14

JANUARY 2, 2004 • MIAMI, FLA.

Ninth-ranked Miami used all its energy to take a tense 16-14 victory over eighth-ranked Florida State in the FedEx Orange Bowl at Pro Player Stadium, riding big performances by **Jarrett Payton** and **Jon Peattie** and a big play by **D.J. Williams**. The Hurricanes (11-2) defeated the Seminoles (10-3) for the fifth straight time, benefiting from a crucial missed field goal for the fifth time in the scintillating series since 1991. Xavier Beitia, who was wide left on a potential game-winning 43-yard field goal in the previous year's loss at Miami, was wide right on a 39-yarder with 5 1/2 minutes to go. Payton, who victimized FSU for 97 yards and a TD catch in a win in October, ran for 131 on 22 carries to earn MVP honors. Peattie's career-best 51-yard field goal early in the third quarter was the only scoring in a grueling second half.

### SCORING

(9) Miami	3	10	3	0	16
(8) Florida State	0	14	0	0	14

UM	Peattie 32 FG
FSU	Booker 9 pass from Rix (Beitia kick)
FSU	Henshaw 7 pass from Rix (Beitia kick)
UM	T. Moss 3 run (Peattie kick)
UM	Peattie 44 FG
UM	Peattie 51 FG

### 2004 CHICK-FIL-A PEACH BOWL

MIAMI 27, FLORIDA 10

DECEMBER 31, 2004 • ATLANTA, GA.

The Miami Hurricanes settled for the state title in the Chick-fil-A Peach Bowl. **Devin Hester** returned a blocked field goal 78 yards for a touchdown, **Roscoe Parrish** returned a punt 72 yards for a score and the 14th-ranked Hurricanes beat No. 20 Florida 27-10 at the Georgia Dome. UM earned a third consecutive "state title" by beating Florida and Florida State in the same season and extended its winning streak against the Gators to six games. **Brock Berlin** finished 13 of 23 for 171 yards. Miami's special teams and defense did the most damage on New Year's Eve. After a blocked punt, UM's **Thomas Carroll** blocked Matt Leach's 32-yard field goal try. Hester picked up the loose ball and sprinted the other way for a score. **Jon Peattie** also nailed a 47-yarder to give the Canes a 10-3 lead. Miami

MEDIA INFORMATION



## BOWL GAME RECAPS

forced Florida to punt on the ensuing possession, and Parrish caught the linedrive kick and ran untouched up the seam for a 72-yard score.

### SCORING

(20) Florida	0	3	7	0	10
(14) Miami	7	10	7	3	27

UM	Hester 78 blocked field goal return (Peattie kick)
UF	Leach 34-yard field goal
UM	Peattie 47-yard field goal
UM	Parrish 72 punt return (Peattie kick)
UM	Moore 20 pass from Berlin (Peattie kick)
UF	Cornelius 45 pass from Leak (Leach kick)
UM	Peattie 32-yard field goal

### 2005 CHICK-FIL-A PEACH BOWL

LSU 40, MIAMI 3

DECEMBER 30, 2005 • ATLANTA, GA.

Making his first career start, Matt Flynn threw for two touchdowns as No. 10 LSU defeated No. 9 Miami, 40-3 in the Chick-fil-A Peach Bowl. Flynn spearheaded a 17-point outburst in the second quarter with touchdown passes of 51 yards and four yards that gave the Tigers (11-2) a 20-3 advantage at the break. He completed 13-of-22 passes for 196 yards without a turnover. On Miami's first possession, **Devin Hester** lined up at tailback and receiver and also took a direct snap at quarterback. Hester had two catches for 40 yards and six carries for 24 yards. Hester had a 24-yard run on the possession to set up a field goal. **Jon Peattie** kicked a 21-yard field goal to open the scoring in the first quarter for Miami.

### SCORING

(9) Miami	3	0	0	0	3
(10) LSU	3	17	14	6	40

UM	Peattie 21 FG
LSU	Jackson 37 FG
LSU	Davis 51 pass from Flynn (David kick)
LSU	Jackson 47 FG
LSU	Addai 4 pass from Flynn (David kick)
LSU	Addai 6 run (David kick)
LSU	Hester 1 run (David kick)
LSU	David 35 FG
LSU	Jackson 50 FG

### 2006 MPC COMPUTERS BOWL

MIAMI 21, NEVADA 20

DECEMBER 31, 2006 • BOISE, IDAHO

**Kirby Freeman** threw for 272 yards and two long touchdowns and ran for another score, **Chavez Grant** made a game-saving interception with 18 seconds left, and the Hurricanes sent departing coach **Larry Coker** out with a dramatic 21-20 win over Nevada in the MPC Computers Bowl. Freeman threw a 78-yard touchdown pass to **Sam Shields** with 5:59 left in the third quarter to break what was a 14-14 tie and put the Hurricanes (7-6) ahead for good. Freeman also had a 52-yard pass to **Ryan Moore** late in the first half. Shields caught four passes for 101 yards for Miami, while Moore made only two catches, but finished with 96 yards for the Hurricanes.

### SCORING

Miami	7	7	7	0	21
Nevada	2	9	3	6	20

UM	Freeman 1 run (Peattie kick)
NEV	Team safety (Freeman intentional grounding in EZ)
NEV	Mitchell 27 from Rowe (Rowe run failed)
UM	R. Moore 52 from Freeman (Peattie kick)
NEV	Jaekle 33 FG
NEV	Jaekle 31 FG
UM	Shields 78 pass from Freeman (Peattie kick)
NEV	Jaekle 44 FG
NEV	Jaekle 40 FG

### 2008 EMERALD BOWL

CAL 24, MIAMI 17

DECEMBER 27, 2008 • SAN FRANCISCO, CALIF.

Zack Follett forced a fumble by **Jacory Harris** deep in Miami territory with 3:28 left, and Anthony Miller scored the go-ahead touchdown on his first career catch moments later in California's 24-17 victory in the Emerald Bowl. Jahvid Best rushed for a bowl-record 186 yards and two touchdowns, yet the Golden Bears (9-4) still needed a big defensive play and an unlikely hero to hold off the Hurricanes (7-6) in front of a Bay Area crowd teeming with screaming Cal fans. Harris played well in the freshman's second career start, going 25-of-41 for 194 yards and two TDs. **LaRon Byrd** and **Thearon Collier** caught Harris' scoring passes for Miami, which tied it on **Matt Boshers**' 22-yard field goal with 9:13 to play.

### SCORING

Miami	0	7	7	3	17
Cal	14	0	3	7	24

CAL	Best 1 run (Tavecchio kick)
CAL	Best 42 run (Tavecchio kick)
UM	Byrd 9 pass from Harris (Boshers kick)
UM	Collier 6 pass from Harris (Boshers kick)
CAL	Tavecchio 23 FG
UM	Boshers 22 FG
CAL	Miller 2 pass from Longshore (Tavecchio kick)

### 2009 CHAMPS SPORTS BOWL

WISCONSIN 20, MIAMI 14

DECEMBER 30, 2009 • ORLANDO, FLA.

John Clay had 121 yards rushing and two touchdowns, powering No. 24 Wisconsin past No. 14 Miami 20-14 in the Champs Sports Bowl. Scott Tolzien threw for 260 yards, and Montee Ball added 61 yards rushing for the Badgers. Miami's **Jacory Harris** struggled before throwing a touchdown pass to **Thearon Collier** with 1:22 remaining. The Hurricanes recovered the onside kick, but Harris threw incomplete on fourth down to end any hope of a comeback. Harris, who threw for 188 yards, was slowed by an injured right thumb, a brace around his left leg and a Badgers team that smothered him with five sacks. Wisconsin's running game helped it hold the ball for nearly 40 minutes, leaving little time for Miami to work.

### SCORING

(15) Miami	7	0	0	7	14
(25) Wisconsin	7	10	0	3	20

UM	Cooper 16 run (Boshers kick)
UW	Clay 3 run (Welch kick)
UW	Clay 3 run (Welch kick)
UW	Welch 37 FG
UW	Welch 29 FG
UM	Collier 14 pass from Harris (Boshers kick)

### 2010 HYUNDAI SUN BOWL

NOTRE DAME 33, MIAMI 17

DECEMBER 31, 2010 • EL PASO, TEXAS

Freshman QB Tommy Rees passed for 201 yards and two touchdowns to Michael Floyd as Notre Dame beat Miami 33-17 in the Sun Bowl. Notre Dame (8-5) reached the end zone on three of its first four possessions. The Hurricanes trailed 30-3 going into the fourth quarter Miami scored twice in the fourth quarter when **Stephen Morris** threw a 6-yard TD pass to **Leonard Hankerson** and a 42-yard scoring play to **Tommy Streeter**, but it was too late by then. The Canes trailed 27-0 late in the first half and the player with the most catches from a Hurricanes quarterback was Irish safety Harrison Smith, who intercepted three passes.

### SCORING

Notre Dame	14	13	3	3	33
Miami	0	3	0	14	17

ND	Floyd 3 pass from Rees (Ruffer kick)
ND	Floyd 34 pass from Rees (Ruffer kick)
ND	Wood 34 run (Ruffer kick)
ND	Ruffer 40 FG
ND	Ruffer 50 FG
UM	Boshers 47 FG
ND	Ruffer 19 FG
UM	Hankerson 6 pass from Morris (Boshers kick)
UM	Streeter 42 pass from Morris (Boshers kick)
ND	Tausch 34 FG



**2013 RUSSELL ATHLETIC BOWL**  
**LOUISVILLE 36, MIAMI 9**  
**DECEMBER 28, 2013 • ORLANDO, FLORIDA**

Louisville QB Teddy Bridgewater threw three TD passes and ran for another score to help the No. 18 Cardinals top Miami in the Hurricanes' first bowl appearance since the 2010 season. Miami quarterback **Stephen Morris** finished with 160 passing yards, while **Gus Edwards** scored Miami's lone touchdown of the night on a two-yard run in the fourth quarter. Tight end **Clive Walford** led all Miami pass catchers with four receptions and 82 yards. The Hurricanes were outgained 554-174, and Bridgewater led the way with 447 passing yards.

**SCORING**

Miami	2	0	0	7	9
Louisville	6	16	7	7	36

UM	Team safety
UL	Wallace 36 FG
UL	Wallace 43 FG
UL	Wallace 42 FG
UL	Parker 26 pass from Bridgewater (Wallace kick)
UL	Harris 12 pass from Bridgewater (Kick missed)
UL	Perry 24 pass from Bridgewater (Wallace kick)
UL	Bridgewater 1 run (Wallace kick)
UM	Edwards 2 run (Goudis kick)

**BOWL RECORDS, TEAM**

**RUSHING**

**ATTEMPTS**

**MOST**  
Miami: 50 — vs. Alabama, 1990 Sugar Bowl;  
vs. Clemson, 1952 Orange Bowl  
**Opponent:** 60 — Alabama, 1993 Sugar Bowl

**FEWEST**  
Miami: 18 — vs. Alabama, 1993 Sugar Bowl  
**Opponent:** 29 — Alabama, 1990 Sugar Bowl

**YARDS**

**MOST**  
Miami: 269 — vs. NC State, 1998 Micron PC Bowl  
**Opponent:** 297 — NC State, 1998 Micron PC Bowl

**FEWEST**  
Miami: 14 — vs. Louisville, 2013 Russell Athletic Bowl  
**Opponent:** 36 — Virginia Tech, 1966 Liberty Bowl

**FIRST DOWNS**

**MOST**  
Miami: 14 — vs. Nebraska, 1992 Orange Bowl;  
vs. NC State, 1998 Micron PC Bowl  
**Opponent:** 25 — Florida, 2001 Sugar Bowl

**FEWEST**  
Miami: 1 — vs. LSU, 2005 Peach Bowl  
**Opponent:** 3 — Alabama, 1990 Sugar Bowl

**TOUCHDOWNS**

**MOST**  
Miami: 5 — NC State, 1998 Micron PC Bowl  
**Opponent:** 4 — Colorado, 1967 Bluebonnet Bowl;

Ohio State, 2003 Fiesta Bowl

**FEWEST**  
Miami: 0 — 10 bowls (last time vs. Cal, 2008 Emerald Bowl)  
**Opponent:** 0 — 6 bowls (last time by Nevada, 2006 MPC Computers Bowl)

**PASSING**

**ATTEMPTS**  
**MOST**  
Miami: 56 — vs. Alabama, 1993 Sugar Bowl  
**Opponent:** 51 — Florida, 2001 Sugar Bowl

**FEWEST**  
Miami: 2 — vs. Clemson, 1952 Gator Bowl  
**Opponent:** 13 — by Oklahoma, 1988 Orange Bowl;  
Alabama, 1993 Sugar Bowl

**COMPLETIONS**  
**MOST**  
Miami: 31 — vs. UCLA, 1985 Fiesta Bowl  
**Opponent:** 35 — by Louisville, 2013 Russell Athletic Bowl

**FEWEST**  
Miami: 0 — vs. Holy Cross, 1946 Orange Bowl  
**Opponent:** 4 — by Alabama, 1993 Sugar Bowl

**YARDS**  
**MOST**  
Miami: 369 — vs. Ohio State, 2003 Fiesta Bowl  
**Opponent:** 447 — by Louisville, 2013 Russell Athletic Bowl

**FEWEST**  
Miami: 0 — vs. Holy Cross, 1946 Orange Bowl  
**Opponent:** 18 — by Alabama, 1993 Sugar Bowl

**FIRST DOWNS**  
**MOST**  
Miami: 15 — vs. Nebraska, 1984 Orange Bowl  
**Opponent:** 23 — by Louisville, 2013 Russell Athletic Bowl

**FEWEST**  
Miami: 0 — vs. Holy Cross, 1946 Orange Bowl  
**Opponent:** 1 — by Texas, 1991 Cotton Bowl;  
Alabama, 1993 Sugar Bowl

**TOUCHDOWNS**  
**MOST**  
Miami: 4 — vs. Texas, 1991 Cotton Bowl  
**Opponent:** 3 — 2 bowls (last time by Louisville in 2013 Russell Athletic Bowl)

**FEWEST**  
Miami: 0 — 8 times (last time vs. LSU, 2005 Peach Bowl)  
**Opponent:** 0 — 12 times  
(last time by Ohio State, 2003 Fiesta Bowl)

**INTERCEPTIONS**  
**MOST**  
Miami: 5 — vs. NC State, 1998 Micron PC Bowl  
**Opponent:** 5 — by Bucknell, 1935 Orange Bowl;  
Penn State, 1987 Fiesta Bowl

**FEWEST**  
Miami: 0 — 5 times (last time vs. Louisville, 2013 Russell Athletic Bowl)  
**Opponent:** 0 — 6 times (last time by Louisville, 2013 Russell Athletic Bowl)

**TOTAL OFFENSE/DEFENSE**

**TOTAL PLAYS**  
**MOST**  
Miami: 93 vs. Penn State, 1987 Fiesta Bowl  
**Opponent:** 86 by Georgia Tech, 2000 Gator Bowl

**FEWEST**  
Miami: 46 vs. Holy Cross, 1946 Orange Bowl;  
vs. LSU, 2005 Peach Bowl  
**Opponent:** 51 by Florida State, 2004 Orange Bowl;  
Cal, 2008 Emerald Bowl

**YARDS**  
**MOST**  
Miami: 594 vs. NC State, 1998 Micron PC Bowl  
**Opponent:** 554 by Louisville, 2013 Russell Athletic Bowl

**FEWEST**  
Miami: 153 vs. LSU, 2005 Peach Bowl  
**Opponent:** 125 by Nebraska, 1989 Orange Bowl

**TOTAL FIRST DOWNS**  
**MOST**  
Miami: 34 vs. Nebraska, 1962 Gotham Bowl  
**Opponent:** 31 by NC State, 1998 Micron PC Bowl

**FEWEST**  
Miami: 5 vs. Clemson, 1952 Gator Bowl  
**Opponent:** 7 by Virginia Tech, 1966 Liberty Bowl

**FIRST DOWNS BY PENALTY**  
Miami: 5 vs. Tennessee, 1986 Sugar Bowl  
**Opponent:** 6 by Texas, 1991 Cotton Bowl

**FUMBLES LOST**  
Miami: 3 vs. Ohio State, 2003 Fiesta Bowl  
**Opponent:** 2 8 times (last time by Nebraska, 2002 Rose Bowl)

**FUMBLES RECOVERED**  
Miami: 2 7 times (last time vs. Nebraska, 2002 Rose Bowl)  
**Opponent:** 2 6 times (last time by NC State, 1998 Micron PC Bowl)

**LARGEST MARGIN OF VICTORY**  
Miami: 43 vs. Texas, 1991 Cotton Bowl (46-3)  
**Opponent:** 37 by LSU, 2005 Peach Bowl (40-3)

**PENALTIES**  
**MOST**  
Miami: 16 vs. Texas, 1991 Cotton Bowl  
**Opponent:** 11 by Tennessee, 1986 Sugar Bowl

**FEWEST**  
Miami: 1 vs. Nebraska, 1962 Gotham Bowl  
**Opponent:** 0 by Clemson, 1952 Gator Bowl

**PENALTY YARDS**  
**MOST**  
Miami: 202 vs. Texas, 1991 Cotton Bowl  
**Opponent:** 125 by Tennessee, 1986 Sugar Bowl

**FEWEST**  
Miami: 5 vs. Nebraska, 1962 Gotham Bowl  
**Opponent:** 0 by Clemson, 1952 Gator Bowl

MEDIA INFORMATION



# BOWL RECORDS, TEAM

## SPECIAL TEAMS

### PUNTS

#### MOST

Miami: 10 vs. Holy Cross, 1946 Orange Bowl;  
vs. Arizona, 1994 Fiesta Bowl  
Opponent: 11 by Virginia Tech, 1966 Liberty Bowl

#### FEWEST

Miami: 1 vs. Nebraska, 1962 Gotham Bowl  
Opponent: 1 by LSU, 2005 Peach Bowl

### PUNTING YARDS

#### MOST

Miami: 401 vs. Clemson, 1951 Orange Bowl  
Opponent: 391 by Penn State, 1987 Fiesta Bowl

#### FEWEST

Miami: 35 vs. Nebraska, 1962 Gotham Bowl  
Opponent: 20 by Nebraska, 1995 Orange Bowl

### PUNT RETURN YARDS

#### MOST

Miami: 95 vs. Alabama, 1993 Sugar Bowl  
Opponent: 85 by Nebraska, 1995 Orange Bowl

#### FEWEST

Miami: -6 vs. Nebraska, 1995 Orange Bowl  
Opponent: 0 by Nebraska, 1962 Gotham Bowl;  
by Nebraska, 1989 Orange Bowl; by Nebraska, 1992  
Orange Bowl; by Florida, 2001 Sugar Bowl

### KICKOFF RETURNS

#### MOST

Miami: 7 vs. Alabama, 1993 Sugar Bowl;  
vs. Arizona, 1994 Fiesta Bowl  
Opponent: 8 by NC State, 1998 Micron PC Bowl

#### FEWEST

Miami: 1 vs. Ohio State, 2003 Fiesta Bowl  
Opponent: 0 by LSU, 2005 Peach Bowl

### KICKOFF RETURN YARDS

#### MOST

Miami: 180 vs. Wisconsin, 2009 Champs Sports Bowl  
Opponent: 222 by Nebraska, 1962 Gotham Bowl

#### FEWEST

Miami: 9 vs. Clemson, 1952 Gator Bowl  
Opponent: 0 by LSU, 2005 Peach Bowl

### FIELD GOALS ATTEMPTED

Miami: 4 vs. Oklahoma, 1992 Orange Bowl; vs. Florida, 2001  
Sugar Bowl; vs. Florida State, 2004 Orange Bowl  
Opponent: 5 by LSU, 2005 Peach Bowl

### FIELD GOALS MADE

Miami: 3 vs. UCLA, 1985 Fiesta Bowl; vs. Nebraska, 1989  
Orange Bowl; vs. Oklahoma, 1992 Orange Bowl; vs. Florida,  
2001 Sugar Bowl; vs. Florida State, 2004 Orange Bowl  
Opponent: 4 by LSU, 2005 Peach Bowl; by Nevada, 2006  
MPC Computers Bowl

### KICKS BLOCKED

Miami: 2 vs. Arizona, 1994 Fiesta Bowl; vs. Virginia, 1996  
Carquest Bowl; vs. Georgia Tech, 2000 Gator Bowl  
Opponent: 1 three times (last time by NC State, 1998 Micron  
PC Bowl)

## SCORING

### POINTS

#### MOST

Miami: 46 vs. Texas, 1991 Cotton Bowl; vs. NC State, 1998  
Micron PC Bowl  
Opponent: 40 by LSU, 2005 Peach Bowl

#### FEWEST

Miami: 0 vs. Bucknell, 1935 Orange Bowl; vs. Arizona, 1994  
Fiesta Bowl  
Opponent: 0 by Manhattan, 1933 Palm Festival; by Clemson,  
1952 Gator Bowl; by Nebraska, 1992 Orange Bowl

### TOUCHDOWNS

Miami: 6 vs. NC State, 1998 Micron PC Bowl  
Opponent: 5 by Duquesne, 1934 Palm Festival; by Nebraska,  
1962 Gotham Bowl; by Tennessee, 1986 Sugar Bowl

## BOWL RECORDS, INDIV.

## RUSHING

### ATTEMPTS

Miami: 30 Larry Jones vs. Nebraska, 1992 Orange Bowl  
Opponent: 31 by Fred Cone, Clemson, 1951 Orange Bowl

### YARDS

Miami: 156 Edgerin James vs. NC State, 1998 Micron PC  
Bowl  
Opponent: 186 Jahvid Best, Cal, 2008 Emerald Bowl

### TOUCHDOWNS

Miami: 2 by four players;  
last time by Edgerin James and James Jackson vs. NC  
State, 1998 Micron PC Bowl  
Opponent: 2 by nine players;  
last time by Jahvid Best, Cal, 2008 Emerald Bowl

### LONGEST RUN FROM SCRIMMAGE

Miami: 73 Clinton Portis vs. Georgia Tech, 2000 Gator Bowl  
Opponent: 72 by Gaston Green, UCLA, 1985 Fiesta Bowl

### LONGEST TD RUN FROM SCRIMMAGE

Miami: 73 Clinton Portis vs. Georgia Tech, 2000 Gator Bowl  
Opponent: 72 by Gaston Green, UCLA, 1985 Fiesta Bowl

## PASSING

### ATTEMPTS

Miami: 56 Gino Torretta vs. Alabama, 1993 Sugar Bowl  
Opponent: 43 by Gary Hollingsworth, Alabama, 1990 Sugar  
Bowl

### COMPLETIONS

Miami: 31 Bernie Kosar vs. UCLA, 1985 Fiesta Bowl  
Opponent: 27 by Gary Hollingsworth, Alabama, 1990 Sugar  
Bowl

### YARDS

Miami: 362 Ken Dorsey vs. Nebraska, 2002 Rose Bowl  
Opponent: 252 by Rex Grossman, Florida, 2001 Sugar Bowl

### TOUCHDOWNS

Miami: 4 Craig Erickson vs. Texas, 1991 Cotton Bowl  
Opponent: 3 by Gary Hollingsworth, Alabama, 1990 Sugar  
Bowl

## INTERCEPTIONS

Miami: 5 Vinny Testaverde vs. Penn State, 1987 Fiesta Bowl  
Opponent: 3 by Peter Gardere, Texas, 1991 Cotton Bowl; by  
Jamie Barnette, NC State, 1998 Micron PC Bowl

## LONGEST PASS

Miami: 80 Scott Covington to Santana Moss vs. NC State,  
1998 Micron PC Bowl  
Opponent: 74 by Nate Longshore to Verran Tucker, Cal, 2008  
Emerald Bowl

## LONGEST TOUCHDOWN PASS

Miami: 80 Scott Covington to Santana Moss vs. NC State,  
1998 Micron PC Bowl  
Opponent: 33 by Steve Bono to Mike Young, UCLA, 1985  
Fiesta Bowl

## OFFENSE

### TOTAL OFFENSE

Miami: 362 Ken Dorsey vs. Nebraska, 2002 Rose Bowl  
Opponent: 251 by Rex Grossman, Florida, 2001 Sugar Bowl

### ALL-PURPOSE YARDS

Miami: 282 Kevin Williams vs. Alabama, 1993 Sugar Bowl  
(-8 rush, 49 rec., 95 punt, 146 kick)  
Opponent: 239 by Gaston Green, UCLA, 1985 Fiesta Bowl  
(144 rush, 47 rec., 48 kick)

## RECEIVING

### RECEPTIONS

Miami: 11 Kellen Winslow vs. Ohio State, 2003 Fiesta Bowl  
Opponent: 8 by Dez White, Georgia Tech, 2000 Gator Bowl;  
by O.J. Small, Florida, 2004 Peach Bowl

### YARDS

Miami: 199 Andre Johnson vs. Nebraska, 2002 Rose Bowl  
Opponent: 110 by Reche Caldwell, Florida, 2001 Sugar Bowl

### TOUCHDOWNS

Miami: 2 Glenn Dennison vs. Nebraska, 1984 Orange Bowl;  
Leonard Conley vs. Nebraska, 1989 Orange Bowl;  
Wesley Carroll vs. Texas, 1991 Cotton Bowl;  
Andre Johnson vs. Nebraska, 2002 Rose Bowl  
Opponent: 2 by Troy Dickey, Arizona, 1994 Fiesta Bowl

## DEFENSE

### INTERCEPTIONS

Miami: 4 Jim Dooley vs. Clemson, 1952 Gator Bowl  
Opponent: 2 5 times;  
last by Ronde Barber, Virginia, 1996 Carquest Bowl

### LONGEST INTERCEPTION RETURN

Miami: 89 Al Hudson vs. Holy Cross, 1946 Orange Bowl  
Opponent: 68 by Chris White, Tennessee, 1986 Sugar Bowl

### LONGEST FUMBLE RETURN

Miami: 79 Tremain Mack vs. Virginia, 1996 Carquest Bowl  
Opponent: 31 Tom Bouie, Arizona, 1994 Fiesta Bowl

## SPECIAL TEAMS

### PUNTS

Miami: 10 Mike Crissy vs. Arizona, 1994 Fiesta Bowl



**Opponent:** 9 by John Bruno, Penn State, 1987 Fiesta Bowl

### HIGHEST PUNTING AVERAGE

**Miami:** 46.0 Jeff Feagles vs. Penn State, 1987 Fiesta Bowl  
(4 punts, 184 yards)

**Opponent:** 47.7 by Andy Groom, Ohio State, 2003 Fiesta Bowl (6 punts, 286 yards)

### LONGEST PUNT

**Miami:** 55 Brian Monroe vs. LSU, 2005 Peach Bowl

**Opponent:** 63 by Andy Groom, Ohio State, 2003 Fiesta Bowl

### PUNT RETURN YARDS

**Miami:** 95 Kevin Williams vs. Alabama, 1993 Sugar Bowl

**Opponent:** 85 by DeJuan Groce, Nebraska, 2002 Rose Bowl

### LONGEST PUNT RETURN

**Miami:** 78 Kevin Williams vs. Alabama, 1993 Sugar Bowl

**Opponent:** 85 by DeJuan Groce, Nebraska, 2002 Rose Bowl

### KICKOFF RETURNS

**Miami:** 7 Kevin Williams vs. Alabama, 1993 Sugar Bowl

**Opponent:** 5 by Richard Bell, Nebraska, 1989 Orange Bowl;  
by Damon Benning, Nebraska, 1995 Orange Bowl; by Kelly  
Cambell, Georgia Tech, 2000 Gator Bowl; by Josh Davis,  
Nebraska, 2002 Rose Bowl

### KICKOFF RETURN YARDS

**Miami:** 75 Daryl Jones vs. Florida, 2001 Sugar Bowl

**Opponent:** 119 by Josh Davis, Nebraska, 2002 Rose Bowl

### LONGEST KICKOFF RETURN

**Miami:** 45 Kevin Williams vs. Texas, 1991 Cotton Bowl

**Opponent:** 92 by Willie Ress, Nebraska, 1962 Gotham Bowl

## SCORING

### POINTS

**Miami:** 14 Nick Ryder vs. Nebraska, 1962 Gotham Bowl  
(2 rushing TD, 2-point catch)

**Opponent:** 14 by Thornton, Nebraska, 1962 Gotham Bowl  
(2 rushing TD, 2-point rush)

### TOUCHDOWNS

**Miami:** 2 by 10 players

last time by Andre Johnson vs. Nebraska, 2002 Rose Bowl

**Opponent:** 2 by 15 players

last time by Jahvid Best, Cal, 2008 Emerald Bowl

### FIELD GOALS ATTEMPTED

**Miami:** 4 by Todd Sievers vs. Florida, 2001 Sugar Bowl;  
Jon Peattie vs. Florida State, 2004 Orange Bowl

**Opponent:** 4 by Chris Jackson, LSU, 2005 Peach Bowl;  
by Brett Jaekle, Nevada, 2006 MPC Computers Bowl

### FIELD GOALS MADE

**Miami:** 3 by Todd Sievers vs. Florida, 2001 Sugar Bowl;  
Jon Peattie vs. Florida State, 2004 Orange Bowl

**Opponent:** 4 by Brett Jaekle, Nevada, 2006 MPC Computers Bowl

### LONGEST FIELD GOAL

**Miami:** 56 Greg Cox vs. Oklahoma, 1988 Orange Bowl

**Opponent:** 51 by John Lee, UCLA, 1985 Fiesta Bowl

### PATs ATTEMPTED

**Miami:** 5 Carlos Huerta vs. Texas, 1991 Cotton Bowl;

Andy Crosland vs. NC State, 1998 Micron PC Bowl;  
Todd Sievers vs. Nebraska, 2002 Rose Bowl

**Opponent:** 5 by Fuad Reveiz, Tennessee, 1986 Sugar Bowl

### PATs MADE

**Miami:** 4 by several players;

last by Todd Sievers vs. Nebraska, 2002 Rose Bowl

### POINTS BY A KICKER

**Miami:** 13 Todd Sievers vs. Florida, 2001 Sugar Bowl

# 2014 FOOTBALL COACHES' AWARDS ALL-ACC TEAM

**SHANE McDERMOTT**  
1ST TEAM - OL

**JUSTIN VOGEL**  
3RD TEAM - P

**ANTHONY CHICKILLO**  
3RD TEAM - DE

**CLIVE WALFORD**  
2ND TEAM - TE

**BRAD KAAYA**  
OFFENSIVE ROOKIE  
OF THE YEAR

**DUKE JOHNSON**  
1ST TEAM - RB

**DENZEL PERRYMAN**  
1ST TEAM - LB

**PHILLIP DORSETT**  
2ND TEAM - WR

**ERECK FLOWERS**  
2ND TEAM - OL

**U FOOTBALL™**