



MIAMI HURRICANES

Twitter: @CanesWBB | Instagram: @CanesWBB | Facebook: /CanesWBB

1 SHE'S NUMBER ONE

Junior Mykea Gray ranks first in both total steals (60) and steals per game (2.22) among ACC players.

2 TWO TO GO

With two games left in the regular season, the Canes have an opportunity to finish above .500 for the 11th straight season.

3 BRING OUT THE BROOMS

Miami is eyeing the season sweep of the Deacs. It would be the third time in Miami history that the feat has occurred.

8 THREES ARE FALLING

Kelsey Marshall is eight threes away from ranking in the top five for single-season 3-pointers (70) in Miami history.

10 CLOSE CALLS

The Canes have played 10 games decided by single-digits this season and are 6-4 in those 10 contests.

12 DOUBLE-DIGIT EFFORT

Beatrice Mompremier has recorded double-figures in 12 of her 14 games played this season.

800 PROGRAM MILESTONE

The Canes are just four wins away from 800 wins in program history. Miami holds a 796-5 record overall.

2019-20 SCHEDULE

DATE	OPPONENT	TIME/SCORE (TV)
NOV 10	JACKSON STATE	W, 83-68
NOV 13	NORTH FLORIDA	W, 78-55
NOV 17	IUPUI	W, 75-65
Nov 22	NC A&T [^]	W, 68-67
Nov 23	#19/20 DEPAUL [^]	L, 89-83
NOV 29	#7/5 OREGON STATE [#]	L, 75-53
NOV 30	MIAMI (OH) [#]	W, 80-62
DEC 4	#14/16 INDIANA ⁺	L, 58-45
DEC 17	BINGHAMTON	W, 79-56
DEC 20	UNC ASHEVILLE [%]	W, 75-46
DEC 21	WASHINGTON STATE [%]	W, 74-68
DEC 29	WAKE FOREST [*]	W, 59-56
Jan 2	Georgia Tech [*]	L, 61-54
JAN 5	#8/8 FLORIDA STATE [*]	L, 73-62
JAN 9	#7/7 LOUISVILLE [*]	L, 87-41
JAN 12	SYRACUSE [*]	W, 77-62
Jan 16	North Carolina [*]	L, 78-58
Jan 19	Notre Dame [*]	L, 76-53
JAN 23	CLEMSON [*]	W, 68-64
Jan 26	#14/14 Florida State [*]	L, 79-61
JAN 30	GEORGIA TECH [*]	W, 54-49 OT
Feb 2	Virginia Tech [*]	L, 69-45
FEB 9	DUKE [*]	L, 74-55
Feb 13	Virginia [*]	L, 69-64
Feb 16	Clemson [*]	W, 63-48
FEB 20	#10/10 NC STATE [*]	L, 50-48
Feb 23	Boston College [*]	L, 75-64
Feb 27	Wake Forest [*]	7 PM (ACCNX)
MAR 1	PITTSBURGH [*]	3 PM (ACCNX)

BOLD CAPS - home game, played at the Watson Center in Coral Gables, Fla.

[#/#] - Associated Press Poll/USA TODAY Coaches Poll rankings

^{*} - ACC game

[^] - Maggie Dixon Classic (Chicago, Ill.)

[#] - Miami Thanksgiving Tournament (Coral Gables, Fla.)

⁺ - ACC/Big Ten Challenge (Coral Gables, Fla.)

[%] - Miami Holiday Classic (Coral Gables, Fla.)

All times Eastern and subject to change

GAME 28 | FEB. 27, 2020 • 7 P.M. • WINSTON-SALEM, N.C.



MIAMI HURRICANES (13-14, 5-11 ACC)

Head Coach: Katie Meier (Duke, 1989 [B.A.], 1990 [M.A.])

Record at UM: 290-186 (15th season), Career Record: 366-231 (19th season)



WAKE FOREST DEMON DEACONS (14-14, 7-10 ACC)

Head Coach: Jenn Hoover (West Liberty State, 1997)

Record at Wake Forest: 112-138 (eighth season), Career Record: 131-151 (ninth season)

SERIES HISTORY

This will be the 23rd overall meeting between the two schools with Miami holding a 13-9 edge over the Demon Deacons. When playing in Winston-Salem, the Canes boast a 5-3 record.

BROADCAST INFORMATION

ACC NETWORK EXTRA • PxP: Evan Lepler | <https://es.pn/2PHfNVI>

WVUM 90.5 FM • Josh White | WVUM.org

FAST FIVE

BEA IS BACK

After missing the last 13 games due to injury, redshirt senior Beatrice Mompremier took the court for the first time on Sunday against Boston College. In just 17 minutes of action, Mompremier totaled 15 points and six rebounds. The forward is averaging 13.0 points and 8.7 rebounds in conference play this season. She was named a top 10 candidate for the 2020 Lisa Leslie Award, which recognizes the nation's top center.

OFF THE BENCH

The bench put in work on Sunday, accounting for 33 of Miami's 64 points. The bench players shot 52.9 percent in the game and hauled in 15 rebounds. Junior Taylor Mason leads all reserve players in scoring this season, with 4.7 points per game. Jamir Huston paces the bench in rebounding, posting a 4.3 mark on the boards.

CLOSING IN ON 1,000

Redshirt senior Beatrice Mompremier is closing in on 1,000 career rebounds, sitting just 16 rebounds short of the 1K mark. Upon doing so, she will become one of just three Miami players (Shenise Johnson - '12, Sylvia Wilson - '82) to reach 1,000 career points and 1,000 career rebounds (though she spent two seasons at Baylor). Mompremier will also become one of 13 active players to reach 1K in each of those categories (one of five active power five players).

CRUSHING THREES

In the month of February, the Canes have dominated from 3-point range, pouring in 37 percent of their shots from distance, good for first in the ACC. Miami is knocking down nine threes on average per game in February. Kelsey Marshall ranks second in the ACC in 3-point field goal percentage at .366.

TOUGH SLATE

The Canes have played one of the toughest schedules this season, ranking 15th in the nation in strength of schedule. Seven of the Canes' losses have come to top-25 RPI teams (Louisville - 5, Oregon State - 17, Indiana - 19, DePaul - 20, NC State - 22, Duke - 25). Miami sits at No. 101 in the current RPI rankings.

PROJECTED STARTERS

	NAME	POS	CAREER HIGHS
4	ENDIA BANKS	F	Points: 23 Rebounds: 10 Assists: 8
	5-9 G Jr. Duluth, Ga.		Steals: 5 Blocks: 1 Minutes: 41
3	DESTINY HARDEN	F	Points: 15 Rebounds: 8 Assists: 3
	6-0 F R-So. Chicago, Ill.		Steals: 4 Blocks: 2 Minutes: 36
5	MYKEA GRAY	F	Points: 27 Rebounds: 7 Assists: 6
	5-4 G Jr. Upper Marlboro, Md.		Steals: 6 Blocks: 1 Minutes: 37
20	KELSEY MARSHALL	F	Points: 25 Rebounds: 8 Assists: 6
	5-9 G Jr. Davie, Fla.		Steals: 4 Blocks: 2 Minutes: 38
32	BEATRICE MOMPREMIER	C	Points: 31 Rebounds: 22 Assists: 4
	6-4 F R-Sr. Miami, Fla.		Steals: 5 Blocks: 5 Minutes: 38

ATHLETIC COMMUNICATIONS

WBB Contact: Megan Barnes

Email: meganbarnes@miami.edu

Office Phone: 305-284-6797

Cell Phone: 630-651-8801



QUICK FACTS

UNIVERSITY INFORMATION

Location	Coral Gables, Fla.
Enrollment	17,348
Founded	1925
Nickname	Hurricanes
Colors	Orange, Green and White
President	Dr. Julio Frenk
Director of Athletics	Blake James
Faculty Athletics Representative	Dr. Marvin Dawkins
Conference	Atlantic Coast Conference
Arena / Capacity	Watsco Center / 7,972
Ticket Office Phone	1-800-GO-CANES
Press Row Phone	305-284-2111
Website	HurricaneSports.com
Mailing Address	5821 San Amaro Drive, Coral Gables, FL 33146

COACHING STAFF

Head Coach	Katie Meier (Duke, '89 [B.A.], '90 [M.A.])
Record at Miami	290-186 (15th season)
Career Record	366-231 (19th season)
Assistant Coach	Octavia Blue (Miami '98)
Assistant Coach	Tia Jackson (Iowa '95)
Assistant Coach	Fitzroy Anthony (Palm Beach Atlantic '08)
Dir. of Ops / Coord. of Recruiting	Lounette Hall (CSU-Northridge '94)
Director of Ops & Special Projects	Margie Gill (Florida '03)
Ops. Asst. / Analytics & Player Development	Josh Wathen (UNF '18)
Video Coordinator	Noelle Cobb (La Verne '16)

PROGRAM INFORMATION

PROGRAM HISTORY

First Year of Basketball	1972-73
All-Time Record	796-560 (.589)
All-Time ACC Record	120-124 (.500)
NCAA Tournament Apps.	14 (last, 2019)
Last NCAAAT Opponent	Arizona St., 2019 (L, 57-55, 2nd Round)
WNIT Appearances	Six (last, 2014)
Last WNIT Opponent	Stetson, 2014 (L, 70-63, First Round)

TEAM INFORMATION

2018-19 Overall Record	25-9 (17-3 H, 6-5 A, 2-1 N)
ACC Record / Finish	12-4 / 4th
Letter Winners Returning / Lost	6 / 5
Starters Returning / Lost	3 / 2
Newcomers	5 (plus 2 eligible transfers)

RETURNING STARTERS	POS	PPG	RPG	APG
Beatrice Mompremier	F	16.7	12.2	0.9
Mykea Gray	G	12.6	2.1	2.2
Kelsey Marshall	G	7.8	2.3	1.8

KEY LOSSES (5.0+ PPG)	POS	PPG	RPG	APG
Emese Hof (<i>graduation</i>)	C	14.2	8.3	1.9
Laura Cornelius (<i>professional</i>)	G	10.1	3.4	4.1

RETURNING NUMBERS	AVG	PCT
Points	44.7	.608
Rebounds (<i>includes team rebounds</i>)	27.8	.657
Assists	8.6	.563
Blocks	1.5	.386
Steals	4.1	.631
Starts	100 of 170	.588

10 STRAIGHT POSTSEASONS

Miami has now made the postseason in each of the last 10 years, tripling the program's prior top streak of three, which was set from 2002 to 2004.

- 2009-10: WNIT Finals (22-14, 4-10 ACC)
- 2010-11: NCAA Tournament Second Round (28-5, 12-2 ACC)
- 2011-12: NCAA Tournament Second Round (26-6, 14-2 ACC)
- 2012-13: NCAA Tournament First Round (21-11, 11-7 ACC)
- 2013-14: WNIT First Round (16-15, 8-8 ACC)
- 2014-15: NCAA Tournament Second Round (20-13, 8-8 ACC)
- 2015-16: NCAA Tournament First Round (24-9, 10-6 ACC)
- 2016-17: NCAA Tournament Second Round (24-9, 10-6 ACC)
- 2017-18: NCAA Tournament First Round (21-11, 10-6 ACC)
- 2018-19: NCAA Tournament Second Round (25-9, 12-4 ACC)

the matchup

• The Canes are headed to Winston-Salem, N.C., to take on the Wake Forest Demon Deacons in Miami's final road contest of the regular season. The game will air on ACC Network Extra with tipoff set for 7 p.m. Fans can also listen to the game on WVUM 90.5.

• This will be the 23rd overall meeting between the two schools with Miami holding a 13-9 edge over the Demon Deacons. When playing in Winston-Salem, the Canes boast a 5-3 record and they have not lost a game at Wake Forest since the 2015 season.

• Beginning this season, Miami and Wake Forest will play a home-and-home series every year. The Canes took the first game of the season, a 59-56 victory in Coral Gables. Beatrice Mompremier tallied a double-double (15 points, 12 rebounds), while Mykea Gray paced all scorers with 17 points.

last time out

• Miami dropped a tough road contest at Boston College on Sunday, falling to the Eagles, 75-64. The Canes hung with the Eagles for a majority of the game before the home team pulled away in the fourth quarter.

• Three Canes recorded double-figure outings on the afternoon, paced by junior Taylor Mason and redshirt senior Beatrice Mompremier who each finished the game with 15 points. Junior Kelsey Marshall tallied 13 points of her own to go along with two rebounds and two assists.

• In her first game back from injury, Mompremier added six rebounds to her 15 points in 17 minutes of action.

scouting the deacs

• The Demon Deacons currently sit right at .500 on the season, holding a 14-14 mark. Wake Forest is 7-10 in conference play this season, recording six more victories than their 1-15 record in ACC action a season ago. When playing in Winston-Salem, the Demon Deacons are 9-5.

• Wake Forest is coming off an overtime victory over North Carolina on Sunday, defeating the Tar Heels 82-79. Prior to that game, the Demon Deacons lost back-to-back games against Virginia Tech and Florida State, both of which were double-digit defeats.

• A trio of Demon Deacons are averaging double-digit outings this season, paced by Ivana Raca (16.8 points/game). Alex Sharp leads the team in rebounds at 9.0 boards per game.

#QueenBea

• Redshirt senior Beatrice Mompremier continues to be a force to be reckoned with this season, averaging 16.3 points and 10.4 rebounds per game.

• Mompremier has missed 13 games due to an acute foot injury. Prior to the injury, she was one of three players in the ACC to rank in the top 10 in both scoring (eighth - 16.3) and rebounding (third - 10.4).

HURRICANE LEADERS

Led Team in Points

	Season	Career
Mykea Gray	9	25
Beatrice Mompremier*	6	17
Kelsey Marshall	7	9
Endia Banks	2	7
Brianna Jackson	1	1
Destiny Harden	2	2
Taylor Mason	1	1

Led Team in Rebounds

	Season	Career
Beatrice Mompremier*	11	47
Brianna Jackson	9	9
Destiny Harden	8	8
Jamir Huston	3	3
Endia Banks		3
Mykea Gray	1	2
Taylor Mason		1
Kelsey Marshall		1

Double-Figure Scoring Games

	Season	Career
Beatrice Mompremier*	13	64
Mykea Gray	20	60
Kelsey Marshall	16	45
Endia Banks	7	19
Taylor Mason	3	5
Brianna Jackson	3	3
Destiny Harden	4	4
Sydnee Roby	2	2

Moulayna Johnson Sidi Baba	1	1
Jamir Huston		1

Consecutive Games in Double Figures

	Season	Career
Beatrice Mompremier*	12	17
Mykea Gray	6	9
Kelsey Marshall	5	5
Endia Banks	2	4
Brianna Jackson	2	2
Destiny Harden	2	2

20-Point Games

	Season	Career
Mykea Gray	4	14
Beatrice Mompremier*	2	11
Kelsey Marshall	4	4
Endia Banks	1	1

Double-Figure Rebounding Games

	Season	Career
Beatrice Mompremier*	7	45
Jamir Huston	2	2
Brianna Jackson	1	1
Endia Banks		1

Double-Doubles

	Season	Career
Beatrice Mompremier*	7	42
Brianna Jackson	1	1

*includes stats from previous schools



okay, tay

• Junior Taylor Mason set a new career high in scoring on Sunday, pouring in 15 points against Boston College. Sunday's contest marked Mason's third double-digit game of the season (fifth of her career).

• Mason is averaging 4.7 points per game this season and 1.7 boards per contest. Over the last three games, the guard is shooting 61.5 percent from the field and 60 percent from 3-point range.

orange dream

• The Canes will suit up in orange for the sixth time this season on Thursday.

• Miami is 4-1 when donning the orange jerseys and recorded a victory over Wake Forest in them earlier this season.

tar heel state

• The Canes are just shy of .500 versus teams from the state of North Carolina, sitting at 50-53 all-time. Miami is 3-3 against North Carolina teams this season, with all three losses coming in conference play (Duke, UNC and NC State).

• The Canes are 1-1 when playing North Carolina teams away from the Watsco Center, averaging 63 points per game.

dishing dimes

• As a team, the Canes are averaging 12.44 assists per game this season. Fifteen is the magic number for the Canes as they are 8-0 when tallying 15-plus assists in a game.

• Junior Endia Banks paces the Canes in assists, averaging 3.19 per game (15th in the ACC).

it's yo birthday!

• Miami has been celebrating birthdays on birthdays for the last few weeks as five Hurricanes have had a birthday this month.

• Junior Kelsey Marshall was the most recent birthday celebration, turning 21 yesterday (Feb. 26).

february love

• Miami has been successful in the month of February in program history, posting a 201-166 overall record.

• In ACC play, the Canes are looking to get back to the .500 mark, sitting at 54-59 in the month of February in conference games.

freshman focus

• Freshman Brianna Jackson continues to be a force to be reckoned with on defense, averaging 4.3 rebounds and 1.37 blocks per game this year.

• Her 1.37 blocks per game mark puts her in sixth in the ACC in that category, a mark that improves to 1.81 (third in ACC) in conference games only.

decade in review

• The 2010s were arguably the best 10 years in Miami women's basketball history, full of individual and team accomplishments. Some highlights include:

- **10** straight postseason appearances
- **9** 20-win seasons
- **8** ACC All-Academic Team members
- **4** All-Americans
- **3** WNBA draft picks
- **1** ACC Player of the Year (Shenise Johnson)
- **1** ACC Coach of the Year (Katie Meier, 2011)

the road life

• Miami got its first road win of the season last Sunday, defeating Clemson 63-48 in Littlejohn Coliseum. The Canes are currently 1-8 when playing away from the Watsco Center this season.

• Miami is 215-267 all-time in road games and 49-71 in Atlantic Coast Conference road contests. In their nine road games this season, the Canes are averaging 60.5 points per game.

atlantic coast conference

• The Canes are 120-1223 all-time in Atlantic Coast Conference games with a 116-113 record under head coach Katie Meier.

• After posting a 12-4 record in ACC action a season ago, Miami was picked to finish fourth and fifth in the conference by ACC coaches and the Blue Ribbon Panel, respectively.

• Miami currently sits at 5-11 in the ACC and tallied its first ACC road win of the season at Clemson on Feb. 16.

acc weekly honors

• Beatrice Mompremier has taken home two ACC weekly honors this season, earning ACC Co-Player of the Week on Nov. 26 and Dec. 23.

• Her stat lines for each week:
Nov. 26 - 24.5 ppg, 13.0 rpg, All-Tourney Team
Dec. 23 - 16.7 ppg, 15.7 rpg, 3 double-doubles

THE POLLS

Associated Press

Rk.	Team (No. 1 votes)	Rec.	Pts.
1	South Carolina (27)	27-1	747
2	Baylor (2)	25-1	713
3	Oregon (1)	25-2	700
4	Stanford	24-3	635
5	Louisville	25-3	624
6	UConn	23-3	605
7	Maryland	23-4	587
8	NC State	23-3	523
9	UCLA	23-4	493
10	Mississippi St.	23-5	447
11	Gonzaga	27-2	415
12	Texas A&M	22-5	387
13	Arizona	22-5	379
14	Northwestern	24-3	347
15	Kentucky	20-6	336
16	DePaul	25-4	324
17	Oregon St.	20-8	272
18	Iowa	22-5	260
19	Florida St.	21-6	198
20	South Dakota	26-2	192
21	Missouri St.	23-3	165
22	Indiana	21-7	127
23	Princeton	21-1	83
24	Arizona St.	19-9	60
25	TCU	20-5	59

Others receiving votes: Arkansas 44, Florida Gulf Coast 21, Central Michigan 6, Duke 1

USA Today Coaches Poll

Rk.	Team (No. 1 votes)	Rec.	Pts.
1	South Carolina (20)	27-1	761
2	Baylor (8)	26-1	743
3	Oregon (3)	26-2	727
4	UConn	23-3	660
5	Louisville	25-3	638
6	Stanford	24-4	632
7	Maryland	23-4	592
8	UCLA	23-4	512
9	Mississippi State	23-5	453
10	Gonzaga	27-2	451
11	NC State	23-4	434
12	South Dakota	26-2	368
13	Arizona	22-5	367
14	Texas A&M	22-5	349
15	DePaul	25-4	336
16	Kentucky	20-6	300
17	Missouri State	23-3	289
18	Oregon State	20-8	286
19	Northwestern	24-3	280
20	Iowa	22-5	210
21	Princeton	21-1	175
22	Florida State	21-6	165
23	Florida Gulf Coast	27-2	160
24	Indiana	21-7	53
25	TCU	20-5	39

Others receiving votes: Arizona State 30, Arkansas 29, Central Michigan 24, Old Dominion 3, Ohio State 2, Stony Brook 2, Troy 2, Duke 1, Coastal Carolina 1, Drexel 1

*updated 2/26/20

acc standings

Team	ACC Rec.	ACC Pct.	Overall Rec.	Overall Pct.	Win Streak
1. Louisville	14-2	0.875	25-3	0.893	W4
2. NC State	12-4	0.750	23-4	0.852	L1
3. Duke	11-5	0.688	17-10	0.630	W6
4. Florida State	10-6	0.625	21-6	0.778	L1
5. Virginia Tech	10-6	0.625	20-7	0.741	L1
6. Boston College	10-6	0.625	17-10	0.630	W5
7. Syracuse	9-7	0.563	15-12	0.556	L1
8. Georgia Tech	9-8	0.529	18-10	0.643	W1
9. North Carolina	7-9	0.438	16-11	0.593	L5
10. Virginia	7-9	0.438	12-15	0.444	W1
11. Wake Forest	7-10	0.412	14-14	0.500	W1
12. Notre Dame	6-10	0.375	11-17	0.393	W1
13. Miami	5-11	0.313	13-14	0.481	L2
14. Clemson	3-13	0.188	7-20	0.259	L9
15. Pitt	1-15	0.063	4-23	0.148	L7



NCAA STATS

Team	Category (Value)	NCAA	ACC
Assist Turnover Ratio (0.71)	257	12	
Assists (336)	188	12	
Assists Per Game (12.4)	214	12	
Blocked Shots (104)	87	7	
Blocked Shots Per Game (3.9)	87	7	
Fewest Fouls (515)	310	15	
Fewest Turnovers (475)	277	11	
FG Percentage (38.4)	247	13	
FG Percentage Defense (40.3)	196	14	
Free Throw Attempts (494)	89	4	
Free Throws Made (323)	134	8	
Free-Throw Percentage (65.4)	272	14	
Personal Fouls Per Game (19.1)	293	15	
Rebound Margin (0.4)	174	12	
Rebounds (1016)	142	14	
Rebounds Per Game (37.63)	178	13	
Scoring Defense (65.9)	213	11	
Scoring Margin (-2.3)	233	12	
Scoring Offense (63.6)	207	11	
Steals (237)	89	3	
Steals Per Game (8.8)	104	2	
3-Point FG Defense (31.0)	172	12	
3-Point FG Attempted (584)	72	4	
3-Point FG Made (181)	101	4	
3-Point FG Per Game (6.7)	109	4	
3-Point FG Percentage (31.0)	170	8	
Turnover Margin (-0.89)	220	10	
Turnovers Forced (16.70)	144	7	
Turnovers Per Game (17.6)	267	11	
Won-Lost Percentage (48.1)	188	11	

Individual (Top-75 Nationally)

Category (Value) NCAA .ACC

Steals

Mykea Gray (60)..... 57 1

Steals Per Game

Mykea Gray (2.22)..... 73 1

3-Point Field Goals Attempted

Kelsey Marshall (177)..... 58 6

3-Point Field Goals Made

Kelsey Marshall (62)..... 64 6

*updated 2/26/20

preseason accolades

• Miami forward Beatrice Mompremier racked up the preseason awards ahead of the 2019-20 campaign:

- 2019 ACC Preseason Player of the Year
- 2019 Preseason AP All-American
- Lisa Leslie Center of the Year Award
- Wooden Award Top 30
- Naismith Trophy Top 50

• As a team, the Canes were picked to finish fourth in the ACC by league coaches, and fifth by the Blue Ribbon Panel.

family tradition

• **Siblings:** Three Hurricanes have older brothers who played college basketball. Kelsey Marshall's brother, Kyle, was a three-year starter at Butler and made the 2011 NCAA title game. Taylor Mason's brother, Nate, was a First Team All-Big Ten pick at Minnesota in 2016-17. Beatrice Mompremier's brother, Wadly, played at Ohio for three years and at Arkansas-LR for one. Iggy Allen's sister, Alicia Mardis, play basketball at Arkansas Tech.

• **Parents:** Four other Miami players have direct relatives who play(ed) basketball. Jacaira Allen's sister, Alicia Mardis, is on the team at Arkansas Tech after spending two years at Kilgore College. Brianna Jackson's father played semi-pro basketball while Sydnee Roby's mother played collegiate ball at Grambling State and Howard University. Roby's mom, Essie Washington, also played professional basketball for the Virginia Wave of the WABA.

• **Cousins:** Sydnee Roby's cousin, Ericka Haney, started on Notre Dame's 2001 national championship team.

VS. 2019-20 OPPONENTS

OPPONENT	REC.	STRK	LAST MEETING
Arkansas State	N/A		
Binghamton	3-0	W3	12/19/09, W, 68-52
Boston College	28-17	W5	1/27/19, W, 76-73
Clemson	11-7	L1	1/10/19, L, 76-67
DePaul	N/A		
Duke	4-14	W2	1/17/19, W, 58-50
Florida State	15-45	W1	2/24/19, W, 64-54
Georgia Tech	16-14	W1	2/28/19, W, 69-56
Indiana	2-1	W1	12/20/15, W, 89-75
Louisville	2-4	W1	2/17/19, W, 79-73
Miami (OH)	2-0	W2	11/20/10, W, 96-64
NC A&T	2-0	W2	3/25/10, W, 84-77
North Carolina	10-13	W4	1/20/19, W, 76-68
UNC-Asheville	N/A		
NC State	11-11	L1	3/3/19, L, 70-68
Notre Dame	5-19	W1	2/7/19, W, 72-65
Oregon State	N/A		
Pittsburgh	22-9	W5	2/10/19, W, 65-51
Syracuse	20-10	L1	3/8/19, L, 92-85
Virginia	10-9	W3	2/3/19, W, 72-59
Virginia Tech	21-7	L1	2/21/19, L, 73-65
Washington St.	N/A		
Wake Forest	12-9	W2	1/6/19, W, 72-57

*All information is as of the start of the 2019-20 season

USA basketball

• USA Basketball was full of the Canes this summer as Beatrice Mompremier represented Miami at the Pan American Games in Lima, Peru. Mompremier was one of 12 players on the U.S. team and the only ACC representative.

• Mompremier and junior Mykea Gray also had the opportunity to train with USA Basketball during their training camp in Coral Gables ahead of the AmeriCup in Puerto Rico. Training camp attendees included Sue Bird, Diana Taurasi, Sylvia Fowles and Tina Charles.

GAME-BY-GAME BREAKDOWN

Date	Opponent	Site	Time	TV	Jersey	Tip-off	Attend.	Result
N10	Jackson State	Coral Gables, Fla.	3 p.m.	ACCNX	White	Miami	917	W, 83-68
N13	North Florida	Coral Gables, Fla.	11 a.m.	ACCNX	Orange	Miami	4017	W, 78-55
N17	IUPUI	Coral Gables, Fla.	1 p.m.	ACCNX	White	Miami	863	W, 74-65
N22	NC A&T	Chicago, Ill.	2 ³⁰ p.m.		White	Miami	3062	W, 68-67
N23	DePaul	Chicago, Ill.	3 ³⁰ p.m.		Green	Miami	1608	L, 89-83
N29	Oregon State	Coral Gables, Fla.	2 p.m.	ACCNX	White	Miami	1336	L, 75-53
N30	Miami (OH)	Coral Gables, Fla.	4 ³⁰ p.m.	ACCNX	Orange	Miami	823	W, 80-62
D4	Indiana	Coral Gables, Fla.	6 p.m.	ACCN	White	Miami	848	L, 58-45
D17	Binghamton	Coral Gables, Fla.	7 p.m.	ACCNX	Orange	Miami	983	W, 79-56
D20	UNC Asheville	Coral Gables, Fla.	12 p.m.	ACCNX	White	Miami	733	W, 75-46
D21	Washington St.	Coral Gables, Fla.	11 a.m.	ACCNX	White	Miami	782	W, 74-68
D29	Wake Forest*	Coral Gables, Fla.	2 p.m.	ACCN	Orange	Miami	988	W, 59-56
J2	Georgia Tech*	Atlanta, Ga.	7 p.m.	ACCNX	Black	Miami	1235	L, 61-54
J5	Florida State*	Coral Gables, Fla.	2 p.m.	RSN	White	Miami	1984	L, 73-62
J9	Louisville*	Coral Gables, Fla.	8 p.m.	ACCN	White	L'ville	980	L, 87-41
J12	Syracuse*	Coral Gables, Fla.	12 p.m.	ACCN	White	Cuse	951	W, 77-62
J16	North Carolina*	Chapel Hill, N.C.	6 p.m.	ACCNX	Black	UNC	1535	L, 78-58
J19	Notre Dame*	South Bend, Ind.	1 p.m.	ACCN	Orange	Miami	8059	L, 76-53
J23	Clemson*	Coral Gables, Fla.	6 p.m.	ACCN	White	Clemson	1316	W, 68-64
J26	Florida State*	Tallahassee, Fla.	2 p.m.	ACCN	Black	FSU	4569	L, 79-61
J30	Georgia Tech*	Coral Gables, Fla.	6 p.m.	ACCN	White	GT	847	W, 54-49 ^{OT}
F2	Virginia Tech*	Blacksburg, Va.	2 p.m.	ACCNX	Green	VT	1629	L, 69-45
F9	Duke*	Coral Gables, Fla.	2 p.m.	ACCN	Pink	Duke	1435	L, 74-55
F13	Virginia*	Charlottesville, Va.	7 p.m.	ACCNX	Black	Miami	2351	L, 69-64
F16	Clemson*	Clemson, S.C.	1 p.m.	ACCN	White	Miami	1384	W, 63-48
F20	NC State*	Coral Gables, Fla.	8 p.m.	ACCN	White	Miami	1402	L, 50-48
F23	Boston College*	Chestnut Hill, Mass.	4 p.m.	RSN	Black	BC	1356	L, 75-64
F27	Wake Forest*	Winston-Salem, N.C.	7 p.m.	ACCNX	Orange			
M1	Pittsburgh*	Coral Gables, Fla.	3 p.m.	ACCNX	White			



MIAMI HURRICANES

numerical

No.	Name	Pos.	Ht.	Yr.	Hometown/HS/Previous
0	Kenza Salgues	G	5-9	Fr.	Montpellier, France / INSEP
1	Moulayna Johnson Sidi Baba	G/F	6-0	Fr.	Årsta, Sweden / Solna Gymnasium
3	Destiny Harden	F	6-0	R-So.	Chicago, Ill. // West Virginia
4	Endia Banks	G	5-9	Jr.	Duluth, Ga. / Duluth
5	Mykea Gray	G	5-4	Jr.	Upper Marlboro, Md. / National Christian Academy
12	Iggy Allen	G	5-10	R-Jr.	Pompano Beach, Fla. // Mississippi State
13	Taylor Mason	G	5-9	Jr.	Decatur, Ga. / Norcross
15	Jamir Huston	F	6-0	So.	Cleveland, Ohio / John Hay
20	Kelsey Marshall	G	5-9	Jr.	Davie, Fla. / Miami Country Day School
21	Brianna Jackson	F	6-3	Fr.	Virginia Beach, Va. / Princess Anne
22	Yasmeen Chang	G	5-9	Fr.	Naples, Fla. / Gulf Coast
32	Beatrice Mompremier	F	6-4	R-Sr.	Miami, Fla. // Baylor
44	Sydnee Roby	C	6-3	Fr.	Milwaukee, Wis. / Rufus King

alphabetical

No.	Name	Pos.	Ht.	Yr.	Hometown/HS/Previous
12	Iggy Allen	G	5-10	R-Jr.	Pompano Beach, Fla. // Mississippi State
4	Endia Banks	G	5-9	Jr.	Duluth, Ga. / Duluth
22	Yasmeen Chang	G	5-9	Fr.	Naples, Fla. / Gulf Coast
5	Mykea Gray	G	5-4	Jr.	Upper Marlboro, Md. / National Christian Academy
3	Destiny Harden	F	6-0	R-So.	Chicago, Ill. // West Virginia
15	Jamir Huston	F	6-0	So.	Cleveland, Ohio / John Hay
21	Brianna Jackson	F	6-3	Fr.	Virginia Beach, Va. / Princess Anne
1	Moulayna Johnson Sidi Baba	G/F	6-0	Fr.	Årsta, Sweden / Solna Gymnasium
20	Kelsey Marshall	G	5-9	Jr.	Davie, Fla. / Miami Country Day School
13	Taylor Mason	G	5-9	Jr.	Decatur, Ga. / Norcross
32	Beatrice Mompremier	F	6-4	R-Sr.	Miami, Fla. // Baylor
44	Sydnee Roby	C	6-3	Fr.	Milwaukee, Wis. / Rufus King
0	Kenza Salgues	G	5-9	Fr.	Montpellier, France / INSEP

basketball staff

- Head Coach:** Katie Meier (Duke '89 [B.A.] & '90 [M.A.], 15th season)
Assistant Coach: Octavia Blue (Miami '98, eighth season)
Assistant Coach: Tia Jackson (Iowa '95, fifth season)
Assistant Coach: Fitzroy Anthony (Palm Beach Atlantic '08, fifth season)
Director of Ops. & Special Projects: Margie Gill (Florida '03, sixth season)
Director of Ops. / Coordinator of Recruiting: Lonneta Hall (CSU-Northridge '94, 13th season)
Operations Assistant / Analytics & Player Development: Josh Wathen (UNF '18, first season)
Video Coordinator: Noelle Cobb (La Verne '17, first season)
Athletic Trainer: Natalie Fontela (Miami '13, fourth season)
Strength & Conditioning Coach: Brandi Walker (Towson '08 [B.S.] & George Washington '12 [M.S.]

PRONUNCIATION GUIDE

Endia Banks:	IN-Dee-Uh (like the country)
Mykea Gray:	My-KEY-Uh
Jamir Huston:	Juh-MEER...HUE-stin (like the city)
Brianna Jackson:	Bree-AHN-ah
Moulayna Johnson Sidi Baba:	Moo-LAY-nah...See-dee...Bah-bah
Katie Meier:	MY-Urr
Beatrice Mompremier:	MOM-Prih-Meer
Sydnee Roby:	ROH-bee
Kenza Salgues:	SAHL-gh

roster breakdown

By Class

Seniors	1
Beatrice Mompremier	
Juniors	5
Iggy Allen	
Endia Banks	
Mykea Gray	
Kelsey Marshall	
Taylor Mason	
Sophomores	2
Destiny Harden	
Jamir Huston	
Freshmen	5
Yasmeen Chang	
Brianna Jackson	
Moulayna Johnson Sidi Baba	
Sydnee Roby	
Kenza Salgues	

By Position

Guards	7
Iggy Allen	
Endia Banks	
Yasmeen Chang	
Mykea Gray	
Kelsey Marshall	
Taylor Mason	
Kenza Salgues	
Forwards	5
Destiny Harden	
Jamir Huston	
Brianna Jackson	
Moulayna Johnson Sidi Baba	
Beatrice Mompremier	
Center	1
Sydnee Roby	

By State/Country

Florida	4
Iggy Allen	
Yasmeen Chang	
Kelsey Marshall	
Beatrice Mompremier	
France	1
Kenza Salgues	
Georgia	1
Endia Banks	
Taylor Mason	
Maryland	1
Mykea Gray	
Illinois	1
Destiny Harden	
Ohio	1
Jamir Huston	
Sweden	1
Moulayna Johnson Sidi Baba	
Virginia	1
Brianna Jackson	
Wisconsin	1
Sydnee Roby	



RECORD WHEN

last time it happened

At home	11-6
On the road	1-8
Neutral site	1-0
Scoring 90-plus points	0-0
Scoring 80-plus points	2-1
Scoring 70-plus points	7-1
Scoring 60-plus points	11-4
Scoring under 60 points	2-10
Allowing under 60 points	5-2
Allowing under 50 points	3-0
Allowing under 40 points	0-0
Leading at halftime	10-3
Trailing at halftime	2-8
Tied at halftime	1-3
Outrebounding opponent	7-4
Outrebounded by opponent	4-10
Rebounds tied	2-0
Higher field goal percentage	11-2
Lower field goal percentage	2-12
Field goal percentage tied	0-0
Fewer turnovers	8-2
More turnovers	4-8
Turnovers tied	1-4
40-plus field goal percentage	9-2
Under 40 field goal percentage	4-12
30-plus 3-point field goal percentage	9-6
Under 30 3-point field goal percentage	4-8
90-plus free throw percentage	0-1
80-plus free throw percentage	2-0
70-plus free throw percentage	6-3
Under 70 free throw percentage	7-10
20-plus 3-point attempts	8-10
Under 20 3-point attempts	5-4
More free throw attempts	9-4
Fewer free throw attempts	4-9
Free throw attempts tied	0-1
More made free throws	7-4
Fewer made free throws	6-9
Made free throws tied	0-1
40-plus free throw attempts	0-0
30-plus free throw attempts	1-1
20-plus free throw attempts	6-5
Under 20 free throw attempts	7-9
20-plus turnovers forced	6-3
15-plus turnovers forced	7-7
10-plus turnovers forced	13-13
Under 10 turnovers forced	0-1
15-plus turnovers	9-11
Under 15 turnovers	4-3
20-plus assists	1-0
15-plus assists	8-0
Under 15 assists	5-14
More 3-pointers made	9-5
Fewer 3-pointers made	4-8
3-pointers made tied	0-1
One possession games	2-1
Final margin 10 or more points	7-10
Final margin fewer than 10 points	6-4
Final margin fewer than 5 points	4-3
Overtime game	1-0
With a 30-point scorer	0-1
With a 20-point scorer	3-6
With a 10-plus rebounder	8-2
Versus ranked opponents	0-7
Wearing white jerseys	9-5
Wearing orange jerseys	4-1
Wearing green jerseys	0-2
Wearing black jerseys	0-5
Wearing pink jerseys	0-1
On Sundays	5-6
On Mondays	0-0
On Tuesdays	1-0
On Wednesdays	1-1
On Thursdays	2-5
On Fridays	2-1
On Saturdays	2-1
Day games	10-8
Night games	3-6

MIAMI INDIVIDUAL

Scored 20-29 points	Kelsey Marshall (25) at Virginia (2/13/20)
Scored 30-39 points	Beatrice Mompremier (31) at [19/20] DePaul (11/23/19)
Scored 40+ points	Renee Taylor (42) at Houston (12/19/05)
Consecutive 20-point games	Kelsey Marshall (22 vs. Clemson, 21 at Florida State) (1/23-1/26)
Made 10-14 field goals	Beatrice Mompremier (12) at [19/20] DePaul (11/23/19)
Made 15+ field goals	Tamara James (17) vs. Fairfield (12/28/04)
Made six 3-point field goals	Mykea Gray (6) at Virginia Tech (2/21/19)
Made seven-plus 3-point field goals	Kelsey Marshall (7) at Virginia (2/13/20)
Made 10-14 free throws	Emese Hof (11) at [13/14] Syracuse (1/23/19)
Made 15+ free throws	Desma Thomas (16) vs. Georgetown (2/25/97)
Had 15-19 rebounds	Beatrice Mompremier (18) at [19/20] DePaul (11/23/19)
Had 20+ rebounds	Beatrice Mompremier (22) vs. [22/20] Arizona State (3/24/19)
Had 10+ assists	Laura Cornelius (10) at [13/14] Syracuse (1/23/19)
Had 5-9 steals	Mykea Gray (5) vs. Georgia Tech (1/30/20)
Had 5+ blocks	Brianna Jackson (5) at [14/14] Florida State (1/26/20)
Had a double-double	Brianna Jackson (14 pts, 10 reb) vs. [8/8] Florida State (1/5/20)
20 points and 20 rebounds	Beatrice Mompremier (24 pts, 21 reb) vs. [11/11] Marquette (11/15/18)

MIAMI TEAM

Scored 80-89 points	80 vs. Miami (OH) (11/30/19)
Scored 90-99 points	90 vs. Vanderbilt (12/20/18)
Scored 100+ points	103 vs. Florida A&M (12/28/18)
Scored 100+ points in a conference game	100 vs. North Carolina (1/26/17)
Had 50-59 rebounds	58 vs. Binghamton (12/17/19)
Made 30-34 field goals	32 vs. Binghamton (12/17/19)
Made 35-39 field goals	36 vs. Florida A&M (12/28/18)
Made 40+ field goals	41 vs. UL-Monroe (12/16/11)
Made 10-14 3-point field goals	13, at Clemson (2/16/20)
Made 15+ 3-point field goals	16 vs. Alabama (12/21/18)
Made 20-29 free throws	23 at [19/20] DePaul (11/23/19)
Made 30 free throws	34 vs. Boston College (1/27/19)
Dished 20-25 assists	24 vs. Vanderbilt (12/20/18)
Dished 25-29 assists	26 vs. Alabama (12/21/18)
Dished 30+ assists	30 vs. Prairie View A&M (11/17/11)
Recorded 15-19 steals	16 vs. Syracuse (1/12/19)
Recorded 20+ steals	22 vs. North Carolina (2/8/12)
Posted 10+ blocks	10 vs. NC A&T (11/22/19)
Four players with 10+ points	Gray (17), Marshall (13), Mason (12), Banks (11) at Clemson (2/16/20)
Five players with 10+ points	Hof (22), Mompremier (17), Marshall (17), Cornelius (11), Huston (10) vs. Florida A&M (12/28/18)
Two players with 20+ points	Endia Banks (23), Beatrice Mompremier (20) vs. IUPUI (11/17/19)
Two players with double-figure rebounds	Emese Hof (12), Beatrice Mompremier (10) vs. FGCU (3/22/19)
Two players with double-doubles	Mompremier (21 pts, 10 reb), Hof (10 pts, 12 reb) vs. FGCU (3/22/19)
Won by 30-39 points	30 vs. Virginia Tech (2/25/18)
Won by 40-49 points	49 vs. Florida A&M (12/28/18)
Won by 50+ points	51 at FIU (11/6/18)
Won in overtime	54-49 (OT) vs. Georgia Tech (1/30/20)
Lost in overtime	72-67 (OT) vs. Florida State (3/6/14)
Defeated a ranked opponent	79-73 at [2/2] Louisville (2/17/19)
Lost to a ranked opponent	50-48 vs. [10/10] NC State (2/20/20)
Defeated a top 6-10 opponent	56-54 vs. [8/12] Florida State (3/3/17)
Lost to a top 6-10 opponent	50-48 vs. [10/10] NC State (2/20/20)
Defeated a top-5 opponent	79-73 at [2/2] Louisville (2/17/19)
Lost to a top-5 opponent	75-53 vs. [7/5] Oregon State (11/29/19)

MIAMI OPPONENT

Scored 80-89 points	87 vs. [7/7] Louisville (1/9/20)
Scored 90-99 points	90 vs. Central Michigan (12/30/18)
Scored 100+ points	105 vs. [13/12] Florida State (1/11/18)
Won by 30-39 points	38 vs. [13/12] Florida State (1/11/18)
Won by 40-49 points	46 vs. [7/7] Louisville (1/9/20)
Won by 50+ points	58 vs. [1/1] Maryland (1/10/07)
Individual scored 30-39 points	Paris Kea (31) vs. North Carolina (2/4/18)
Individual scored 40+ points	Monique Currie (43) vs. Duke (2/19/06)
Individual had 15-19 rebounds	Janelle Bailey (15) at North Carolina (1/16/20)
Individual had 20+ rebounds	Crystal Langhorne (22) vs. Maryland (2/17/05)
Individual had 10+ assists	Kennedy Leonard (13) vs. Colorado (12/2/18)
Individual had 5+ steals	Taylor Koenen (5) at North Carolina (1/16/20)
Individual had 5+ blocks	Brianna Turner (5) vs. Notre Dame (2/7/19)



HEAD COACH KATIE MEIER

15TH SEASON | DUKE, 1989 (B.A.) | DUKE, 1990 (M.A.)

Hometown: Wheaton, Ill. | Head Coach: Charlotte, 2001-05 | Miami, 2005-pres.

MEIER'S CAREER

Assistant Coach	
1993-94	UNC Asheville
1994-99	Tulane
Associate Head Coach	
1999-2001	Tulane
Head Coach	
2001-05	Charlotte
2005-pres.	Miami

EDUCATION

Wheaton Central High School, 1985
 Duke University, 1989
 B.A. English (Literature)
 Duke University, 1990
 M.A. English (Teaching English)

NCAA APPEARANCES

2003 - Charlotte - First Round
 2011 - Miami - Second Round
 2012 - Miami - Second Round
 2013 - Miami - First Round
 2015 - Miami - Second Round
 2016 - Miami - First Round
 2017 - Miami - Second Round
 2018 - Miami - First Round

WNIT APPEARANCES

2004 - Charlotte - Second Round
 2005 - Charlotte - First Round
 2006 - Miami - Second Round
 2010 - Miami - Finals
 2014 - Miami - First Round

PLAYING CAREER

Wheaton Central High School, 1981-85
 Duke University, 1985-90
 BBC Mini-Flat Waregem (Belgium), 1990-93

MISCELLANEOUS

ACC Rookie of the Year, 1986
 GTE Academic All-American, 1988
 First Team All-ACC, 1990
 Kodak/WBCA District All-American, 1990
 Duke Hall of Honor Inductee, 2002
 ACC 50th Anniversary Team, 2002
 C-USA Coach of the Year, 2003
 WBCA Region 4 Coach of the Year, 2003
 ACC Legend, 2006
 Wheaton Central HS HOF Inductee, 2009
 ACC Coach of the Year, 2011
 WBCA Region 2 Coach of the Year, 2011
 AP National Coach of the Year, 2011
 USA Basketball Coach of the Year, 2013
 UM Sports HOF Inductee, 2017

Katie Meier completed her 14th season at the helm of the Hurricanes' women's basketball program in 2018-19. A well-known and respected figure in women's basketball with 18 years of head coaching experience, Meier has worked tirelessly to put her mark on Miami's program and to build a winning tradition.

In 2018-19, Meier guided her team to a 10th consecutive postseason appearance, including an eighth trip to the NCAA Tournament in the last nine years and fifth straight NCAA Tournament bid. Miami also reached 20-plus wins for the ninth time in 10 years and double-digit ACC victories for the seventh time in nine years.

Through the 2017-18 campaign, Meier has a career record of 353-217, including a 277-172 mark at Miami.

Honors and Accolades

Meier has been recognized for her coaching success numerous times throughout her career. From being named a co-recipient of the 2013 USA Basketball National Coach of the Year award following a 9-0 record and gold medal at the 2013 FIBA U19 World Championship, to being inducted into the University of Miami Sports Hall of Fame in 2017, Meier's name has become synonymous with elite basketball.

One of the most prestigious honors bestowed on Meier came at the conclusion of the 2010-11 season when she was named the Associated Press National Coach of the Year - sharing the award with Connecticut's Geno Auriemma and Stanford's Tara VanDerveer. That season, Meier led the Hurricanes into the NCAA tournament for the first time since 2004 and coached the Canes to their first NCAA Tournament win since 1993.

The Canes entered the 2010-11 season with high internal expectations, but were picked eighth in the Preseason ACC Poll. Miami exceeded all outside expectations posting a perfect 20-0 record inside BankUnited Center and finished conference play with a 12-2 record, earning their first regular season conference title since joining the league in 2004. As a result, Meier was named the ACC Coach of the Year and later would be selected as the WBCA/RUSSELL ATHLETIC Region 2 Coach of the Year, as voted on by her peers.

During the 2011-12 season, Meier coached the Canes to their highest ranking in program history at No. 5. Miami went undefeated at home for the second consecutive season, pushing the home win streak to 40 games.

Five people who have been assistants for Meier during her head coaching career have gone on to earn Division I head coaching positions: Lynn Bria (Stetson), Amanda Butler (Florida and Clemson), Darrick Gibbs (North Florida), Carolyn Kieger (Marquette) and Stephanie McCormick (Western Carolina). Additionally, 22 of Meier's players at Miami have gone on to play professionally after their college careers.

A New Era

Hired April 19, 2005, Meier was appointed by then-Miami AD Paul Dee in front of national and local media, fans, alumni and support staff, signifying the beginning of a new era.

Following an unprecedented career as one of the greatest athletes to ever play in the Atlantic Coast Conference, Meier quickly established herself in the coaching ranks. Following an impressive four-year tenure as the head coach at Charlotte where she helped bring the 49er program into national prominence, Meier made it clear that her goal was to make Miami one of the premier women's basketball programs in the country.

Creating a Winning Program

In her first season, Meier wasted little time in making the first steps towards those goals. After receiving little attention in the ACC preseason polls, the Hurricanes posted an impressive overall record of 17-13. Under Meier, Miami earned a berth into the second round of the 2006 Women's National Invitation Tournament and standout Tamara James produced one of the greatest seasons ever seen by a UM player, becoming Miami's all-time leading scorer. James was selected with the eighth overall pick in the 2006 WNBA Draft by the Washington Mystics.

Over the next two years, the Hurricanes continued to develop under Meier's direction. Miami's Renee Taylor emerged as the ACC's leading scorer in 2006-07, while Maurita Reid finished the 2007-08 campaign with 110 steals, good for second in the ACC and fifth in the NCAA.

With the No. 21-ranked incoming recruiting class, Meier and the Hurricanes saw significant improvement during the 2008-09 season. The freshman class was highlighted by McDonald's All-American Shenise Johnson of Henrietta, N.Y., and Riquna Williams from nearby Pahokee, Fla. Under Meier's guidance, Johnson was named the ACC Rookie of the Week on three occasions and was named to the ACC All-Freshmen team as well as ACC Honorable Mention. The

versatile guard/forward also led the U19 USA team to a gold medal finish in the 2009 World Championships in Bangkok, Thailand.

The 2009-10 season was one of the most successful in program history. Under Meier's vision, the Hurricanes advanced to the WNIT Championship game. Miami posted a 22-14 overall record - the first 20-win campaign since the 2002-03 season and just the eighth all-time in history. In her sophomore season, Johnson was named first team

MEIER'S CAREER RECORDS			
School	Years	Overall	Conf.
Charlotte	2001-05	76-45	36-20
Miami	2005-pres.	290-186	116-114
Overall	18	366-231	152-134



All-ACC, while a healthy Riquna Williams garnered second-team honors. The tandem led Miami to a 5-1 WNIT record - the deepest postseason run in team history, with both earning all-tournament honors along the way.

Following the success of the 2009-10 campaign, Meier signed a contract extension through 2015 and the Hurricanes continued their rise in the ACC. Miami earned a conference regular season title in 2010-11 and returned to the NCAA Tournament for the first time in seven seasons. Johnson was named to four different All-America squads and became the second player in program history to be named the conference player of the year (Frances Savage - BIG EAST - 1992). Williams, along with Johnson, was named First Team All-ACC and was the conference scoring leader, posting 21.7 points per game.

Miami's dominance continued into the 2011-12 season. The Canes finished second in the conference standings with a record of 14-2 and were 26-6 overall, earning a No. 3 seed in the NCAA Tournament. UM also defeated the eventual conference tournament champion, Maryland, both times they played in the regular season.

Seniors Shenise Johnson and Riquna Williams continued to shine in the ACC as the duo were second and third in the league in scoring and each were again named First Team All-ACC. Johnson was also named to the All-ACC Defensive Team for the third consecutive season and earned a place on five different All-America teams, including the WBCA squad for the second straight year. Williams earned AP All-America third team recognition in her final collegiate campaign as well.

The Hurricanes went to a school record third straight NCAA Tournament in 2012-13, earning a No. 8 seed. Meier's Hurricanes defeated two top-10 opponents during the season, besting No. 6/7 Penn State and knocking off No. 5/4 Duke on senior day, marking the first win over a team in the top four of either poll in program history and the school's first win over the Blue Devils, who went 20-1 against ACC opponents that season, including winning the ACC Tournament.

After reaching the WNIT in 2014, Meier guided the Hurricanes back to the NCAA Tournament in 2015 and the 11th-seeded Hurricanes defeated No. 6 seed Washington in the first round, before dropping their second round matchup against third-seeded Iowa, the host school.

Earlier in the 2014-15 season, Meier also led the Hurricanes to the program's first win over a team in the top four of the AP Poll. They defeated No. 4/4 Notre Dame, 78-63, the Fighting Irish's only loss in their first two years in the ACC. Sophomore guard Adrienne Motley went on to be named a consensus First Team All-ACC pick after averaging 16.9 points on 49.2 percent shooting. Meier also earned her 250th career win during the season.

In 2015-16, Meier led Miami to a 24-9 record to tie for the fifth-most wins in a season in program history. Miami received a No. 5 seed the NCAA Tournament and made its fifth appearance in the field in the past six years. The 2015-16 campaign also saw the Hurricanes beat both Duke and North Carolina in the same year for the first time. The victory at North Carolina was good for the 200th of Meier's tenure at Miami. Adrienne Motley was also tabbed as a consensus First Team All-ACC honoree for the second straight year, in addition to garnering WBCA All-America Team Honorable Mention recognition.

In 2016-17, Meier guided the Hurricanes to a second straight 24-9 record. In the quarterfinals of the ACC Tournament, Miami again defeated a Florida State team ranked in the top 10, downing the No. 8/12 Seminoles, 56-54, to earn back-to-back semifinal appearances for the first time. The Hurricanes beat four top-25 teams, defeating three ranked teams – two of which were in the top 10 – away from home for the first time in the ACC era. Miami earned a No. 4 seed in the NCAA Tournament, hosting the first two rounds of play, and reached the second round for the fourth time in seven years.

Adrienne Motley and Jessica Thomas were both Second Team All-ACC picks in 2016-17, with Motley becoming Miami's fifth WNBA Draft pick. In addition, Motley, Thomas and Keyona Hayes formed the second Miami teammate trio to all reach 1,000 points and each signed a WNBA contract, the first time three Hurricanes in the same class did so.

Despite losing many talented players to graduation and injuries, Meier led the Hurricanes to a 21-11 finish in 2017-18 and surpassed 250 wins in her tenure with the program. Erykah Davenport, a Second Team All-ACC honoree, and Keyanna Harris became the first Miami seniors to make four straight NCAA Tournaments. Miami had two freshman all-league honorees for the first time since 1992-93 in the BIG EAST, as Mykea Gray and Kelsey Marshall both made the cut.

Establishing Her Legacy as a Player

Meier's success as a coach is a direct reflection of her playing career as a standout at Duke University. A four-year letter winner for the Blue Devils under head coach Debbie Leonard from 1986-90, Meier's name is scattered throughout the Duke record books.

She currently ranks among the school's all-time career leaders in scoring average (16.2 points per game), steals (232), free throws made (447) and free throws attempted (624). She is also listed among Duke's leaders in career points (1,761), field goals made (653), field goals attempted (1,283), assists (409) and rebounding average (6.1 rebounds per game).

Meier wasted no time making her mark at Duke, earning ACC Rookie of the Year and Basketball Yearbook Freshman All-America honors in 1986. Meier injured her knee in 1988 during her junior season and ultimately missed the entire 1988-89 campaign while recovering.

Meier returned to Duke for her senior season in 1990 without missing a beat, earning Kodak/WBCA District 2 All-America and All-ACC first team accolades while being named the Blue Devils' most valuable player.

In 2002, Meier was honored by Duke for her efforts as a player when she was named to the inaugural induction class in the Blue Devils' Hall of Honor. That same year, Meier was named to the ACC's 50th Anniversary Team. In 2006, she was once again honored by the conference when she was named an ACC Legend at the 2006 ACC Women's Basketball Tournament.

Meier's success on the court was only outdone by her accomplishments in the classroom. She was named to the Dean's List from 1986-88. In 1988 she also earned GTE Academic All-America Second Team honors.


After receiving a bachelor's degree in English literature with cum laude honors in 1989, Meier went on to earn a master's degree in teaching English from Duke in 1990.

Following her career at Duke, Meier moved overseas to play three seasons with BBC Mini-Flat Waregem in Belgium from 1990-93. There, she helped lead her team to three First Division regular season titles and one Belgian Cup Championship. While in Belgium, Meier also spent time teaching classes of conversational English while coaching teams of 15- to 17-year-olds.

A native of Wheaton, Ill., Meier graduated from Wheaton Central High School in 1985 and in October 2009 was inducted into her high school's athletic hall of fame.

MEIER YEAR-BY-YEAR

Year	School	Overall		Conf.		Post-Season
		W-L		W-L	Finish	
2001-02	Charlotte	16-13		7-7	t-7	
2002-03	Charlotte	21-9		12-2	1	NCAA 0-1
2003-04	Charlotte	17-14		8-6	7	WNIT 1-1
2004-05	Charlotte	22-9		9-5	t-5	WNIT 0-1
2005-06	Miami	17-13		6-8	6	WNIT 1-1
2006-07	Miami	11-19		2-12	11	
2007-08	Miami	9-21		2-12	12	
2008-09	Miami	13-17		2-12	t-10	
2009-10	Miami	22-14		4-10	t-10	WNIT 5-1
2010-11	Miami	28-5		12-2	t-1	NCAA 1-1
2011-12	Miami	26-6		14-2	2	NCAA 1-1
2012-13	Miami	21-11		11-7	t-4	NCAA 0-1
2013-14	Miami	16-15		8-8	8	WNIT 0-1
2014-15	Miami	20-13		8-8	8	NCAA 1-1
2015-16	Miami	24-9		10-6	t-5	NCAA 0-1
2016-17	Miami	24-9		10-6	7	NCAA 1-1
2017-18	Miami	21-11		10-6	t-6	NCAA 0-1
2018-19	Miami	25-9		12-4	4	NCAA 1-1
2019-20	Miami	13-14		5-11	-	-
Overall		366-231		152-134	12-14	



G || Kenza Saglues
Fr. || 5-9 || Montpellier, France

- Knocked down her first collegiate bucket against Miami (OH) (11/30/19)
- Ranked the No. 20 international player in the 2018 class by ProspectsNations.com
- Four-star prospect and second-best player from France
- Represented France at the FIBA U18 Women's European Championship (Division A), helping her country to a seventh-place finish in Udine, Italy
- Averaged 8.1 points, 2.0 rebounds and 1.7 assists in seven games
- Also played in the FIBA U16 Women's European Championship in 2016
- Graduated from INSEP, a French training institute for the nation's elite athletes between 15-18 (alums include Tony Parker and Clint Capela)
- Is the first Frenchwoman to player under Katie Meier

0

PLAYER HIGHS

Minutes

19-20 24, vs. Florida State (1/5/20)
Career..... 24, vs. Florida State (1/5/20)

Points

19-20 7, vs. UNCA (12/20/19)
Career..... 7, vs. UNCA (12/20/19)

Field Goals Made

19-20 2, 3x, last at Virginia (2/13/20)
Career..... 2, 3x, last at Virginia (2/13/20)

Field Goals Attempted

19-20 ...7, 2x, last vs. Florida State (1/5/20)
Career...7, 2x, last vs. Florida State (1/5/20)

3-Point Field Goals Made

19-20 2, 3x, last at Virginia (2/13/20)
Career..... 2, 3x, last at Virginia (2/13/20)

3-Point Field Goals Attempted

19-20 ...7, 2x, last vs. Florida State (1/5/20)
Career...7, 2x, last vs. Florida State (1/5/20)

Free Throws Made

19-20 2, vs. Binghamton (12/17/19)
Career..... 2, vs. Binghamton (12/17/19)

Free Throws Attempted

19-20 2, 2x, last vs. UNCA (12/20/19)
Career..... 2, 2x, last vs. UNCA (12/20/19)

Rebounds

19-20 ...2, 3x, last vs. Florida State (1/5/20)
Career...2, 3x, last vs. Florida State (1/5/20)

Assists

19-20 2, vs. UNCA (12/20/19)
Career..... 2, vs. UNCA (12/20/19)

Blocks

19-20 N/A
Career..... N/A

Steals

19-20 N/A
Career..... N/A

Double-Doubles

19-20 N/A
Career..... N/A

Double-Digit Game

19-20 N/A
Career..... N/A

2019-20 game-by-game

Opponent	Date	gs	min	Total		3-Pointers		Free throws		Rebounds					pts	avg				
				fg-fga	pct	3fg-fga	pct	ft-fa	pct	off	def	tot	avg	pf			a	t/o	blk	stl
JACKSON ST.	11/10/19	3	0-0	.000	0-0	.000	0-0	.000	0	0	0	0.0	0	0	0	0	0	0.0		
NORTH FLORIDA	11/13/19	5	0-0	.000	0-0	.000	0-0	.000	0	0	0	0.0	0	1	0	0	0	0.0		
IUPUI	11/17/19	0	0-0	.000	0-0	.000	0-0	.000	0	0	0	0.0	0	0	0	0	0	0.0		
at #19/20 DePaul	11/23/19	dnp	-	-	-	-	-	-	-	-	-	-	-	-	-	-	-	-		
#7/5 OREGON STATE	11/29/19	6	0-1	.000	0-1	.000	0-0	.000	0	0	0	0.0	1	0	0	0	0	0.0		
MIAMI (OH)	11/30/19	12	1-2	.500	1-2	.500	0-0	.000	0	2	2	0.4	0	0	1	0	0	0.6		
#14/16 INDIANA	12/04/19	5	0-1	.000	0-1	.000	0-0	.000	0	0	0	0.3	1	0	0	0	0	0.5		
BINGHAMTON	12/17/19	6	0-3	.000	0-2	.000	2-2	1.000	0	0	0	0.3	1	1	1	1	0	2.0		
UNC ASHEVILLE	12/20/19	19	2-7	.286	2-7	.286	1-2	.500	0	2	2	0.5	2	2	2	0	0	1.5		
WASHINGTON ST.	12/21/19	2	0-0	.000	0-0	.000	0-0	.000	0	0	0	0.4	0	0	0	0	0	1.3		
WAKE FOREST	12/29/19	5	0-0	.000	0-0	.000	0-0	.000	0	0	0	0.4	0	0	0	0	0	1.2		
at Georgia Tech	01/02/20	0	0-0	.000	0-0	.000	0-0	.000	0	0	0	0.4	0	0	0	0	0	1.1		
#8 FLORIDA STATE	01/05/20	24	2-7	.286	2-7	.286	0-0	.000	1	0	1	0.4	2	2	2	0	0	6.1		
#7 LOUISVILLE	01/09/20	19	0-3	.000	0-3	.000	0-0	.000	0	1	1	0.5	1	0	0	0	0	1.4		
at North Carolina	01/16/20	12	1-1	1.000	1-1	1.000	0-0	.000	0	2	2	0.6	0	0	1	0	0	1.5		
at Notre Dame	01/19/20	12	0-5	.000	0-5	.000	0-0	.000	0	1	1	0.6	1	1	1	0	0	1.4		
CLEMSON	01/23/20	10	1-2	.500	1-1	1.000	0-0	.000	0	0	0	0.6	1	1	0	0	0	1.5		
at #14 Florida St.	01/26/20	8	0-1	.000	0-1	.000	0-0	.000	0	0	0	0.5	0	0	0	0	0	1.4		
GEORGIA TECH	01/30/20	4	0-0	.000	0-0	.000	0-0	.000	0	0	0	0.5	0	0	2	0	0	1.3		
at Virginia Tech	02/02/20	12	1-3	.333	1-3	.333	0-0	.000	0	1	1	0.5	0	0	1	0	0	1.4		
DUKE	02/09/20	5	0-2	.000	0-2	.000	0-0	.000	0	0	0	0.5	0	0	2	0	0	1.4		
at Virginia	02/13/20	13	2-3	.667	2-3	.667	0-0	.000	0	1	1	0.5	0	1	0	0	0	1.6		
at Clemson	02/16/20	7	0-1	.000	0-1	.000	1-2	.500	0	1	1	0.5	0	0	1	0	0	1.5		
at Boston College	02/23/20	7	1-1	1.000	1-1	1.000	0-0	.000	0	1	1	0.6	0	0	0	0	0	1.6		
Totals		0	196	11-43	.256	11-41	.268	4-6	.667	1	12	13	0.6	10	9	17	0	0	37	1.6

Games played: 23
Minutes/game: 8.5
Points/game: 1.6
FG Pct: 25.6
3FG Pct: 26.8
FT Pct: 66.7

Rebounds/game: 0.6
Assists/game: 0.4
Turnovers/game: 0.7
Assist/turnover ratio: 0.5

Career Stats

Season	gp-gs	min/avg	Total		3-Point		F-Throws		Rebounds				Scoring							
			fg-fga	pct	fg-fga	pct	ft-fa	pct	off	def	tot	avg	pf	fo	ast	to	blk	stl	pts	avg
2019-20	23-0	196/8.5	11-43	.256	11-41	.268	4-6	.667	1	12	13	0.6	10	0	9	17	0	0	37	1.6
TOTAL	23-0	196/8.5	11-43	.256	11-41	.268	4-6	.667	1	12	13	0.6	10	0	9	17	0	0	37	1.6



F || Moulayna Johnson Sidi Baba
Fr. || 6-0 || Arsta, Sweden

- Tied her career-high in 3-pointers with two against NC State (2/20)
- Recorded a career-high 10 points at DePaul (11/23)
- Four-star international prospect according to Keil Moore Basketball
- Represented Sweden in August 2018 at the FIBA U18 Women's European Championship in Udine, Italy
- Logged a double-double in all three outings, highlighted by a 12-point, 18-rebound performance against Ireland
- Played for Sweden in the FIBA U16 Women's European Championship (Div. A)
- Becomes the second Swedish player to sign with Miami during Katie Meier's tenure



PLAYER HIGHS

Minutes	
19-20	33, vs. DePaul (11/23/19)
Career	33, vs. DePaul (11/23/19)
Points	
19-20	10, vs. DePaul (11/23/19)
Career	10, vs. DePaul (11/23/19)
Rebounds	
19-20	6, 2x, last vs. DePaul (11/23/19)
Career	6, 2x, last vs. DePaul (11/23/19)
Assists	
19-20	4, vs. DePaul (11/23/19)
Career	4, vs. DePaul (11/23/19)
Steals	
19-20	2, 2x, last vs. NC A&T (11/22/19)
Career	2, 2x, last vs. NC A&T (11/22/19)
Blocks	
19-20	1, vs. Jackson St. (11/10/19)
Career	1, vs. Jackson St. (11/10/19)
Field Goals Made	
19-20	3, 2x, last vs. DePaul (11/23/19)
Career	3, 2x, last vs. DePaul (11/23/19)
Field Goals Attempted	
19-20	9, vs. DePaul (11/23/19)
Career	9, vs. DePaul (11/23/19)
3-Point Field Goals Made	
19-20	2, 2x, last vs. NC State (2/20/20)
Career	2, 2x, last vs. NC State (2/20/20)
3-Point Field Goals Attempted	
19-20	4, vs. DePaul (11/23/19)
Career	4, vs. DePaul (11/23/19)
Free Throws Made	
19-20	2, 3x, last vs. Washington St (12/21/19)
Career	2, 2x, last vs. DePaul (11/23/19)
Free Throws Attempted	
19-20	4, vs. DePaul (11/23/19)
Career	4, vs. DePaul (11/23/19)
Double-Doubles	
19-20	N/A
Career	N/A
Double-Digit Game	
19-20	1
Career	1

2019-20 game-by-game

Opponent	Date	gs	min	Total		3-Pointers		Free throws		Rebounds				pf	a	t/o	blk	stl	pts	avg
				fg-fga	pct	3fg-fga	pct	ft-fa	pct	off	def	tot	avg							
JACKSON ST.	11/10/19	19	1-3	.333	1-3	.333	0-0	.000	1	1	2	2.0	1	3	1	1	2	3	3.0	
NORTH FLORIDA	11/13/19	20	3-5	.600	1-3	.333	0-2	.000	1	1	2	2.0	0	1	0	0	0	7	5.0	
IUPUI	11/17/19	27	0-3	.000	0-1	.000	0-0	.000	0	1	1	1.7	3	1	1	0	0	0	3.3	
vs N.C. A&T	11/22/19	* 25	1-6	.167	1-4	.250	2-2	1.000	3	3	6	2.8	0	0	0	0	2	5	3.8	
at #19/20 DePaul	11/23/19	* 33	3-9	.333	2-4	.500	2-4	.500	3	3	6	3.4	3	4	2	0	0	10	5.0	
#7/5 OREGON STATE	11/29/19	* 24	1-4	.250	0-2	.000	1-2	.500	0	2	2	3.2	0	1	1	0	0	3	4.7	
MIAMI (OH)	11/30/19	21	1-5	.200	1-3	.333	0-0	.000	1	2	3	3.1	0	2	2	0	0	3	4.4	
#14/16 INDIANA	12/04/19	23	1-5	.200	1-3	.333	0-0	.000	1	4	5	3.4	0	1	1	0	0	3	4.3	
BINGHAMTON	12/17/19	16	1-3	.333	0-1	.000	0-0	.000	1	2	3	3.3	1	0	2	0	1	2	4.0	
WASHINGTON ST.	12/21/19	11	1-2	.500	0-0	.000	2-2	1.000	1	1	2	3.2	0	0	1	0	0	4	4.0	
WAKE FOREST	12/29/19	21	2-6	.333	1-3	.333	0-3	.000	1	3	4	3.3	0	1	0	0	0	5	4.1	
at Georgia Tech	01/02/20	10	0-1	.000	0-1	.000	0-0	.000	2	1	3	3.3	0	0	1	0	0	0	3.8	
at North Carolina	01/16/20	3	0-0	.000	0-0	.000	0-0	.000	0	0	0	3.0	1	0	0	0	0	0	3.5	
at Notre Dame	01/19/20	24	2-5	.400	0-3	.000	0-0	.000	0	4	4	3.1	2	0	3	0	1	4	3.5	
CLEMSON	01/23/20	12	0-4	.000	0-3	.000	0-0	.000	0	1	1	2.9	0	0	0	0	0	0	3.3	
at #14 Florida St.	01/26/20	8	0-2	.000	0-2	.000	0-0	.000	0	2	2	2.9	2	0	2	0	0	0	3.1	
GEORGIA TECH	01/30/20	3	0-0	.000	0-0	.000	0-0	.000	0	0	0	2.7	0	0	1	0	0	0	2.9	
DUKE	02/09/20	9	0-1	.000	0-1	.000	0-0	.000	0	0	0	2.6	0	0	0	0	1	0	2.7	
at Virginia	02/13/20	13	1-3	.333	0-1	.000	1-1	1.000	0	2	2	2.5	0	0	0	0	0	3	2.7	
at Clemson	02/16/20	19	0-3	.000	0-2	.000	0-0	.000	0	0	0	2.4	1	0	4	0	1	0	2.6	
#10 NC STATE	02/20/20	10	2-2	1.000	2-2	1.000	0-0	.000	3	0	3	2.4	1	0	1	0	0	6	2.8	
at Boston College	02/23/20	8	0-1	.000	0-0	.000	0-0	.000	1	1	2	2.4	3	0	0	0	0	0	2.6	
Totals		3	359	20-73	.274	10-42	.238	8-16	.500	19	34	53	2.4	18	14	23	1	8	58	2.6

Games played: 22
Minutes/game: 16.3
Points/game: 2.6
FG Pct: 27.4
3FG Pct: 23.8
FT Pct: 50.0

Rebounds/game: 2.4
Assists/game: 0.6
Turnovers/game: 1.0
Assist/turnover ratio: 0.6
Steals/game: 0.4
Blocks/game: 0.0

Career Stats

Season	gp-gs	min/avg	Total		3-Point		F-Throws		Rebounds				Scoring							
			fg-fga	pct	fg-fga	pct	ft-fa	pct	off	def	tot	avg	pf	fo	ast	to	blk	stl	pts	avg
2019-20	23-0	196/8.5	11-43	.256	11-41	.268	4-6	.667	1	12	13	0.6	10	0	9	17	0	0	37	1.6
TOTAL	23-0	196/8.5	11-43	.256	11-41	.268	4-6	.667	1	12	13	0.6	10	0	9	17	0	0	37	1.6



G || Destiny Harden
R-So. || 6-0 || Chicago, Ill.

- Over her last 12 starts, is averaging 7.9 points and 5.5 rebounds per game
- Poured in a career-high 15 points against NC State (2/20), 10 of which came in the third quarter alone
- Tallied back-to-back double-figure outings for the first time in her career
- Knocked down a career-high three of four 3-pointers at Virginia Tech (2/2)
- Had a career-game against UNC (1/16), tallying her first career double-digit game (12) on 5-of-10 shooting
- Sat out the 2018-19 season due to NCAA transfer rules
- Played her freshman season at West Virginia University (2017-18), totaling 2.5 points and 1.5 rebounds in 8.2 minutes per game in 35 games played
- Listed as a four-star recruit by ProspectsNation.com and a three-star prospect by espnW HoopGurlz
- Earned Chicago Tribune Second Team All-State and USA TODAY All-USA Illinois Second Team honors



PLAYER HIGHS

Minutes

19-20 36, vs. Georgia Tech (1/30/20)
Career..... 36, vs. Georgia Tech (1/30/20)

Points

19-20 15, vs. NC State (2/20/20)
Career..... 15, vs. NC State (2/20/20)

Rebounds

19-20 8, at Notre Dame (1/19/20)
Career..... 8, at Notre Dame (1/19/20)

Assists

19-20 2, 2x, last at Florida St (1/26/20)
Career..... 3, vs. Morgan State (12/18/17)

Steals

19-20 3, 2x, last vs. Syracuse (1/12/20)
Career..... 4, 2x, last vs. Bucknell (3/15/18)

Blocks

19-20 2, 2x, last at Florida St (1/26/20)
Career..... 2, 5x, last at Florida St (1/26/20)

Field Goals Made

19-20 5, 3x, last vs. NC State (2/20/20)
Career..... 5, 3x, last vs. NC State (2/20/20)

Field Goals Attempted

19-20 11, 2x, last vs. NC State (2/20/20)
Career..... 11, 2x, last vs. NC State (2/20/20)

3-Point Field Goals Made

19-20 3, 2x, last vs. NC State (2/20/20)
Career..... 3, 2x, last vs. NC State (2/20/20)

3-Point Field Goals Attempted

19-20 7, vs. NC State (2/20/20)
Career..... 7, vs. NC State (2/20/20)

Free Throws Made

19-20 5, vs. Clemson (1/23/20)
Career..... 5, vs. Clemson (1/23/20)

Free Throws Attempted

19-20 6, 2x, last at Virginia Tech (2/2/20)
Career..... 9, vs. Kansas (2/14/18)

Double-Doubles

19-20 N/A
Career..... N/A

Double-Digit Game

19-20 4
Career..... 4

2019-20 game-by-game

Opponent	Date	gs	min	Total		3-Pointers		Free throws		Rebounds			pf	a	t/o	blk	stl	pts	avg	
				fg-fga	pct	3fg-fga	pct	ft-fga	pct	off	def	tot								avg
JACKSON ST.	11/10/19	8	0-0	.000	0-0	.000	0-0	.000	0	1	1	1.0	2	0	1	0	1	0	0.0	
NORTH FLORIDA	11/13/19	4	0-1	.000	0-0	.000	0-0	.000	0	0	0	0.5	1	0	1	0	0	0	0.0	
IUPUI	11/17/19	dnp	-	-	-	-	-	-	-	-	-	-	-	-	-	-	-	-	-	
vs N.C. A&T	11/22/19	3	0-0	.000	0-0	.000	0-0	.000	0	0	0	0.3	0	0	1	0	0	0	0.0	
at #19/20 DePaul	11/23/19	dnp	-	-	-	-	-	-	-	-	-	-	-	-	-	-	-	-	-	
#7/5 OREGON STATE	11/29/19	2	0-1	.000	0-1	.000	0-0	.000	1	0	1	0.5	1	0	1	0	0	0	0.0	
MIAMI (OH)	11/30/19	5	1-1	1.000	0-0	.000	0-2	.000	1	0	1	0.6	2	0	0	0	1	2	0.4	
BINGHAMTON	12/17/19	6	1-1	1.000	0-0	.000	0-0	.000	0	4	4	1.2	1	0	1	0	0	2	0.7	
UNC ASHEVILLE	12/20/19	9	0-5	.000	0-0	.000	2-2	1.000	1	0	1	1.1	2	0	1	0	3	2	0.9	
WASHINGTON ST.	12/21/19	dnp	-	-	-	-	-	-	-	-	-	-	-	-	-	-	-	-	-	
at Georgia Tech	01/02/20	4	0-1	.000	0-0	.000	0-0	.000	0	0	0	1.0	0	0	0	0	0	0	0.8	
#8 FLORIDA STATE	01/05/20	11	3-7	.429	1-1	1.000	0-0	.000	2	3	5	1.4	3	0	1	0	0	7	1.4	
#7 LOUISVILLE	01/09/20	20	1-5	.200	1-5	.200	0-0	.000	1	3	4	1.7	3	0	1	1	0	3	1.6	
SYRACUSE	01/12/20 *	22	3-7	.429	0-2	.000	0-0	.000	0	6	6	2.1	1	1	1	1	3	6	2.0	
at North Carolina	01/16/20 *	28	5-10	.500	2-4	.500	0-0	.000	4	2	6	2.4	4	0	4	0	1	12	2.8	
at Notre Dame	01/19/20 *	24	3-14	.214	0-2	.000	1-1	1.000	4	4	8	2.8	3	1	1	2	3	7	3.2	
CLEMSON	01/23/20 *	25	2-6	.333	0-3	.000	5-6	.833	1	6	7	3.1	3	2	1	2	1	9	3.6	
at #14 Florida St.	01/26/20 *	26	2-7	.286	0-2	.000	0-0	.000	1	5	6	3.3	4	2	1	0	1	4	3.6	
GEORGIA TECH	01/30/20 *	36	3-7	.429	1-2	.500	0-0	.000	0	5	5	3.4	2	1	2	2	2	7	3.8	
at Virginia Tech	02/02/20 *	26	4-8	.500	3-4	.750	2-6	.333	4	1	5	3.5	4	0	2	0	1	13	4.4	
DUKE	02/09/20 *	29	5-11	.455	1-3	.333	2-3	.667	2	3	5	3.6	3	0	2	0	1	13	4.8	
at Virginia	02/13/20 *	15	2-3	.667	0-1	.000	1-1	1.000	0	4	4	3.6	5	0	3	0	0	5	4.8	
at Clemson	02/16/20 *	9	0-2	.000	0-0	.000	0-0	.000	1	0	1	3.5	4	0	4	0	0	0	4.6	
#10 NC STATE	02/20/20 *	25	5-11	.455	3-7	.429	2-2	1.000	2	5	7	3.7	0	1	1	0	1	15	5.1	
at Boston College	02/23/20 *	16	1-5	.200	0-0	.000	2-4	.500	4	2	6	3.8	3	0	2	0	0	4	5.0	
Totals		12	353	41-113	.363	12-37	.324	17-27	.630	29	54	83	3.8	51	8	32	8	19	111	5.0

Games played: 22
Minutes/game: 16.0
Points/game: 5.0
FG Pct: 36.3
3FG Pct: 32.4
FT Pct: 63.0

Rebounds/game: 3.8
Assists/game: 0.4
Turnovers/game: 1.5
Assist/turnover ratio: 0.3
Steals/game: 0.9
Blocks/game: 0.4

Career Stats

Season	gp-gs	min/avg	Total		3-Point		F-Throws		Rebounds				Scoring							
			fg-fga	pct	fg-fga	pct	ft-fga	pct	off	def	tot	avg	pf	fo	ast	to	blk	stl	pts	avg
2017-18*	35-0	286/8.2	35-79	.443	0-0	.000	18-41	.439	25	26	51	1.5	34	1	12	23	10	19	88	2.5
2019-20	22-12	353/16.0	41-113	.363	12-37	.324	17-27	.630	29	54	83	3.8	51	1	8	32	8	19	111	5.0
TOTAL	22-12	353/16.0	41-113	.363	12-37	.324	17-27	.630	29	54	83	3.8	51	1	8	32	8	19	111	5.0
All*	57-12	639/11.2	76-192	.396	12-37	.324	35-68	.515	54	80	134	2.4	85	2	20	55	18	38	199	3.5

* Statistics from prior team/school



G || Endia Banks
Jr. || 5-9 || Duluth, Ga.

- Hit the game-tying jumper in Miami's OT win over Georgia Tech (1/30), while playing a career-high 42 minutes for the Canes
- Tallied her first double-digit game since 12/21, with 10 points at FSU (1/26)
- Recorded the first 20-point outing her career with 23 points against IUPUI
- Finished third among Hurricanes in 2018-19 rebounding (3.5), offensive rebounding (0.8) and assists (2.2)
- Tabbed to the All-ACC Academic Team as a freshman
- Joined classmate Mykea Gray as the first Miami freshmen to start every game since Shenise Johnson in 2008-09
- Listed by ProspectsNation.com as a four-star recruit and the No. 53 player in the country

4

PLAYER HIGHS

Minutes
19-20 42, vs. Georgia Tech (1/30/20)
Career..... 42, vs. Georgia Tech (1/30/20)

Points
19-20 23, vs. IUPUI (11/17/19)
Career..... 23, vs. IUPUI (11/17/19)

Rebounds
19-20 7, vs. Georgia Tech (1/30/20)
Career..... 10, 2x, vs. Quinnipiac (3/17/18)

Assists
19-20 6, 3x, last vs. Clemson (1/23/20)
Career..... 8, vs. Kentucky (12/10/17)

Steals
19-20 5, vs. IUPUI (11/17/19)
Career..... 5, vs. IUPUI (11/17/19)

Blocks
19-20 1, 2x, last vs. NC State (2/20/20)
Career..... 1, 8x, last vs. NC State (2/20/20)

Field Goals Made
19-20 9, vs. IUPUI (11/17/19)
Career..... 9, vs. IUPUI (11/17/19)

Field Goals Attempted
19-20 13, vs. IUPUI (11/17/19)
Career..... 14, vs. Indiana (12/4/19)

3-Point Field Goals Made
19-20 3, at Clemson (2/16/20)
Career..... 3, 2x, last at Clemson (2/16/20)

3-Point Field Goals Attempted
19-20 4, 2x, last at Clemson (2/16/20)
Career..... 6, vs. Indiana (12/4/19)

Free Throws Made
19-20 .. 5, 2x, last vs. Georgia Tech (1/30/20)
Career..... 6, vs. Michigan State (11/30/17)

Free Throws Attempted
19-20 .. 6, 4x, last vs. Georgia Tech (1/30/20)
Career..... 8, vs. Southern Illinois (12/20/17)

Double-Doubles
19-20 N/A
Career..... 1

Double-Digit Game
19-20 7
Career..... 19

2019-20 game-by-game

Opponent	Date	gs	min	Total		3-Pointers		Free throws		Rebounds				Other				pts	avg		
				fg-fga	pct	3fg-fga	pct	ft-fa	pct	off	def	tot	avg	pf	a	t/o	blk			stl	
JACKSON ST.	11/10/19	*	33	4-10	.400	1-4	.250	2-6	.333	2	1	3	3.0	0	6	6	0	3	11	11.0	
NORTH FLORIDA	11/13/19	*	29	3-6	.500	0-3	.000	0-0	.000	2	3	5	4.0	1	5	2	0	0	6	8.5	
IUPUI	11/17/19	*	36	9-13	.692	1-3	.333	4-4	1.000	0	3	3	3.7	0	4	2	0	5	23	13.3	
vs N.C. A&T	11/22/19	*	24	2-4	.500	1-1	1.000	2-3	.667	0	2	2	3.3	4	6	4	1	1	7	11.8	
at #19/20 DePaul	11/23/19	*	36	2-5	.400	1-2	.500	4-6	.667	0	6	6	3.8	3	3	4	0	3	9	11.2	
#7/5 OREGON STATE	11/29/19	*	26	5-8	.625	1-1	1.000	1-3	.333	0	4	4	3.8	2	1	3	0	1	12	11.3	
MIAMI (OH)	11/30/19	*	24	2-3	.667	1-2	.500	0-0	.000	0	3	3	3.7	1	4	3	0	1	5	10.4	
#14/16 INDIANA	12/04/19	*	30	3-14	.214	2-6	.333	5-6	.833	3	2	5	3.9	0	0	3	0	1	13	10.8	
BINGHAMTON	12/17/19	*	32	6-13	.462	0-1	.000	0-1	.000	2	3	5	4.0	0	4	2	0	0	12	10.9	
UNC ASHEVILLE	12/20/19	*	21	3-5	.600	2-3	.667	0-0	.000	2	2	4	4.0	1	3	0	0	0	8	10.6	
WASHINGTON ST.	12/21/19	*	35	6-9	.667	0-2	.000	2-2	1.000	1	2	3	3.9	1	1	1	0	0	14	10.9	
WAKE FOREST	12/29/19	*	29	3-7	.429	0-1	.000	1-2	.500	0	3	3	3.8	1	3	4	0	0	7	10.6	
at Georgia Tech	01/02/20	*	31	2-8	.250	1-3	.333	0-0	.000	0	3	3	3.8	1	2	4	0	0	5	10.2	
#8 FLORIDA STATE	01/05/20	*	27	1-8	.125	0-2	.000	0-2	.000	1	3	4	3.8	1	4	5	0	1	2	9.6	
#7 LOUISVILLE	01/09/20	*	23	0-7	.000	0-2	.000	0-0	.000	1	1	2	3.7	0	2	1	0	0	0	8.9	
SYRACUSE	01/12/20	*	27	3-5	.600	0-0	.000	0-0	.000	1	1	2	3.6	0	4	1	0	3	6	8.8	
at North Carolina	01/16/20	*	25	0-2	.000	0-1	.000	0-0	.000	0	2	2	3.5	2	2	1	0	1	0	8.2	
at Notre Dame	01/19/20	*	22	3-5	.600	0-1	.000	0-0	.000	1	2	3	3.4	3	2	2	0	0	6	8.1	
CLEMSON	01/23/20	*	27	1-7	.143	0-2	.000	0-1	.000	1	3	4	3.5	4	6	2	0	2	2	7.7	
at #14 Florida St.	01/26/20	*	37	4-8	.500	0-1	.000	2-3	.667	0	0	0	3.3	0	4	0	0	1	10	7.9	
GEORGIA TECH	01/30/20	*	42	2-9	.222	0-2	.000	5-6	.833	1	6	7	3.5	0	2	3	0	1	9	8.0	
at Virginia Tech	02/02/20	*	28	1-6	.167	0-1	.000	0-0	.000	0	3	3	3.5	1	1	4	0	0	2	7.7	
DUKE	02/09/20	*	30	1-2	.500	1-1	1.000	1-2	.500	3	0	3	3.4	3	4	3	0	0	4	7.5	
at Virginia	02/13/20	*	28	1-4	.250	0-0	.000	2-2	1.000	0	2	2	3.4	4	3	3	0	2	4	7.4	
at Clemson	02/16/20	*	24	4-8	.500	3-4	.750	0-0	.000	1	4	5	3.4	1	2	0	0	3	11	7.5	
#10 NC STATE	02/20/20	*	36	0-9	.000	0-3	.000	2-4	.500	1	5	6	3.5	0	5	1	1	1	2	7.3	
at Boston College	02/23/20	*	35	2-7	.286	1-3	.333	1-2	.500	1	4	5	3.6	3	3	4	1	0	6	7.3	
Totals			27	797	73-192	.380	16-55	.291	34-55	.618	24	73	97	3.6	37	86	68	3	30	196	7.3

Games played: 27
Minutes/game: 29.5
Points/game: 7.3
FG Pct: 38.0
3FG Pct: 29.1
FT Pct: 61.8

Rebounds/game: 3.6
Assists/game: 3.2
Turnovers/game: 2.5
Assist/turnover ratio: 1.3
Steals/game: 1.1
Blocks/game: 0.1

Career Stats

Season	gp-gs		min/avg		Total		3-Point		F-Throws		Rebounds				Scoring										
	gp	gs	min	avg	fg-fga	pct	fg-fga	pct	ft-fa	pct	off	def	tot	avg	pf	fo	ast	to	blk	stl	pts	avg			
2017-18	32	32	845	26.4	99	222	.446	12	48	.250	37	55	.673	36	105	141	4.4	55	0	87	90	3	34	247	7.7
2018-19	34	14	730	21.5	50	143	.350	14	46	.304	14	23	.609	26	94	120	3.5	43	0	74	48	3	18	128	3.8
2019-20	27	27	797	29.5	73	192	.380	16	55	.291	34	55	.618	24	73	97	3.6	37	0	86	68	3	30	196	7.3
TOTAL	93	73	2372	25.5	222	557	.399	42	149	.282	85	133	.639	86	272	358	3.8	135	0	247	206	9	82	571	6.1



G || Mykea Gray
 Jr. || 5-4 || Upper Marlboro, Md.

- Ranks in the top 15 in the ACC in three statistical categories:
 - Steals - 1st (2.22 spg)
 - Free Throw Percentage - 7th (.802)
 - 3-Pointers Made - 13th (1.81/game)
- Tied her career-high with 27 points against Duke, accounting for almost half of Miami's 55 points
- Has scored in double-figures in 20 games this season
- Eclipsed the 1,000-career point mark at UNC (1/16) with 21 points
- First player to post back-to-back 20-point games this season
- Leads all Canes in career 20-point games with 14 (four this season)
- Tallied the first block of her career against Wake Forest (12/29)
- Florida Sunshine Classic All-Tournament Team in 2018-19



PLAYER HIGHS

Minutes

19-20 36, 2x, last at UNC (1/16/20)
 Career...37, 2x, last at Florida State (1/31/19)

Points

19-20 27, vs. Duke (2/9/20)
 Career.....27, 2x, last vs. Duke (2/9/20)

Rebounds

19-20 6, at UNC (1/16/20)
 Career.....7, vs. NC State (2/8/18)

Assists

19-20 6, vs. Clemson (1/23/20)
 Career.....6, 3x, last vs. Clemson (1/23/20)

Steals

19-20 6, at Florida State (1/26/20)
 Career.....6, at Florida State (1/26/20)

Blocks

19-20 1, vs. Wake Forest (12/29/19)
 Career.....1, vs. Wake Forest (12/29/19)

Field Goals Made

19-20 9, vs. Duke (2/9/20)
 Career.....9, 2x, last vs. Duke (2/9/20)

Field Goals Attempted

19-20 21, vs. Duke (2/9/20)
 Career.....21, vs. Duke (2/9/20)

3-Point Field Goals Made

19-20 5, 2x, last vs. Duke (2/9/20)
 Career.....6, at Virginia Tech (2/21/19)

3-Point Field Goals Attempted

19-20 12, vs. Duke (2/9/20)
 Career.....12, vs. Duke (2/9/20)

Free Throws Made

19-20 .. 7, 4x, last vs. Georgia Tech (1/30/20)
 Career...10, 2x, last vs. Boston College (1/27/19)

Free Throws Attempted

19-20 9, vs. Washington St (12/21/19)
 Career...11, 3x, last vs. Boston College (1/27/19)

Double-Doubles

19-20 N/A
 Career.....N/A

Double-Digit Game

19-20 20
 Career..... 60

2019-20 game-by-game

Opponent	Date	gs	min	Total		3-Pointers		Free throws		Rebounds				Other					pts	avg	
				fg-fga	pct	3fg-fga	pct	ft-fa	pct	off	def	tot	avg	pf	a	t/o	blk	stl			
JACKSON ST.	11/10/19	*	25	4-8	.500	3-5	.600	1-2	.500	1	1	2	2.0	3	4	2	0	2	12	12.0	
NORTH FLORIDA	11/13/19	*	22	3-8	.375	2-6	.333	0-0	.000	0	2	2	2.0	1	3	2	0	1	8	10.0	
IUPUI	11/17/19	*	23	4-10	.400	1-4	.250	7-8	.875	0	2	2	2.0	3	2	2	0	1	16	12.0	
vs N.C. A&T	11/22/19	*	32	7-19	.368	3-8	.375	2-3	.667	1	1	2	2.0	4	1	2	0	5	19	13.8	
at #19/20 DePaul	11/23/19	*	21	0-5	.000	0-3	.000	0-2	.000	1	3	4	2.4	2	3	2	0	0	0	11.0	
#7/5 OREGON STATE	11/29/19	*	17	1-5	.200	0-3	.000	4-4	1.000	0	1	1	2.2	1	2	2	0	0	6	10.2	
MIAMI (OH)	11/30/19	*	26	4-11	.364	2-4	.500	0-0	.000	0	3	3	2.3	0	4	4	0	0	10	10.1	
#14/16 INDIANA	12/04/19	*	26	3-14	.214	1-5	.200	0-0	.000	0	2	2	2.3	1	0	2	0	1	7	9.8	
BINGHAMTON	12/17/19	*	28	5-16	.313	1-6	.167	4-4	1.000	2	0	2	2.2	1	5	3	0	3	15	10.3	
UNC ASHEVILLE	12/20/19	*	20	4-9	.444	1-4	.250	4-4	1.000	0	2	2	2.2	1	2	0	0	0	13	10.6	
WASHINGTON ST.	12/21/19	*	32	4-10	.400	0-1	.000	7-9	.778	1	0	1	2.1	0	2	3	0	2	15	11.0	
WAKE FOREST	12/29/19	*	35	7-12	.583	3-5	.600	0-0	.000	0	2	2	2.1	1	4	6	1	3	17	11.5	
at Georgia Tech	01/02/20	*	36	2-10	.200	2-7	.286	4-6	.667	1	2	3	2.2	2	4	2	0	4	10	11.4	
#8 FLORIDA STATE	01/05/20	*	32	7-11	.636	4-5	.800	3-5	.600	1	1	2	2.1	2	3	3	0	2	21	12.1	
#7 LOUISVILLE	01/09/20	*	23	0-6	.000	0-3	.000	3-4	.750	0	1	1	2.1	2	1	1	0	1	3	11.5	
SYRACUSE	01/12/20	*	35	6-14	.429	5-9	.556	3-4	.750	0	2	2	2.1	2	3	7	0	4	20	12.0	
at North Carolina	01/16/20	*	36	6-14	.429	2-8	.250	7-8	.875	0	6	6	2.3	3	5	4	0	0	21	12.5	
at Notre Dame	01/19/20	*	34	6-13	.462	2-5	.400	2-2	1.000	1	4	5	2.4	2	1	3	0	4	16	12.7	
CLEMSON	01/23/20	*	34	4-13	.308	2-7	.286	6-6	1.000	0	1	1	2.4	0	6	1	0	3	16	12.9	
at #14 Florida St.	01/26/20	*	34	4-15	.267	1-7	.143	3-5	.600	1	3	4	2.5	3	3	4	0	6	12	12.9	
GEORGIA TECH	01/30/20	*	35	4-15	.267	1-5	.200	7-8	.875	0	2	2	2.4	1	2	3	0	5	16	13.0	
at Virginia Tech	02/02/20	*	19	0-9	.000	0-5	.000	0-0	.000	1	1	2	2.4	3	1	1	0	2	0	12.4	
DUKE	02/09/20	*	34	9-21	.429	5-12	.417	4-5	.800	1	3	4	2.5	4	2	7	0	5	27	13.0	
at Virginia	02/13/20	*	30	5-12	.417	4-10	.400	0-0	.000	0	2	2	2.5	2	4	8	0	1	14	13.1	
at Clemson	02/16/20	*	35	5-14	.357	3-9	.333	4-5	.800	0	5	5	2.6	0	4	3	0	1	17	13.2	
#10 NC STATE	02/20/20	*	31	4-14	.286	1-5	.200	2-2	1.000	0	3	3	2.6	4	3	3	0	3	11	13.2	
at Boston College	02/23/20	*	29	2-6	.333	0-2	.000	0-0	.000	1	2	3	2.6	2	2	5	0	1	4	12.8	
Totals			27	784	110-314	.350	49-153	.320	77-96	.802	13	57	70	2.6	50	76	85	1	60	346	12.8

Games played: 27
 Minutes/game: 29.0
 Points/game: 12.8
 FG Pct: 35.0
 3FG Pct: 32.0
 FT Pct: 80.2

Rebounds/game: 2.6
 Assists/game: 2.8
 Turnovers/game: 3.1
 Assist/turnover ratio: 0.9
 Steals/game: 2.2
 Blocks/game: 0.0

Career Stats

Season	gp-gs	min/avg	Total		3-Point		F-Throws		Rebounds				Scoring							
			fg-fga	pct	fg-fga	pct	ft-fa	pct	off	def	tot	avg	pf	fo	ast	to	blk	stl	pts	avg
2017-18	32-32	830/25.9	121-335	.361	48-152	.316	83-111	.748	8	44	52	1.6	74	0	74	86	0	45	373	11.7
2018-19	34-34	953/28.0	135-337	.401	61-176	.347	98-126	.778	7	63	70	2.1	71	0	76	97	1	41	429	12.6
2019-20	27-27	784/29.0	110-314	.350	49-153	.320	77-96	.802	13	57	70	2.6	50	0	76	85	1	60	346	12.8
TOTAL	93-93	2567/27.6	366-986	.371	158-481	.328	258-333	.775	28	164	192	2.1	195	0	226	268	2	146	1148	12.3



G || Iggy Allen
R-Jr. || 5-9 || Pompano Beach, Fla.

- Scored a season-high nine points to go along with five rebounds against Louisville (1/9)
- Transferred from Mississippi State University after fall semester in 2018
- Redshirted in 2017-18 due to injury suffered in preseason practice
- Played in 20 games in 2016-17, helping the Bulldogs to the NCAA finals
- Ranked by ProspectsNation.com as a four-star recruit, as well as the No. 43 overall player in the class
- Finished as a Florida Dairy Farmers 6A Player of the Year finalist as a senior
- Aided her team to a 31-2 record, a 5A state title and an appearance in the Dick's Sporting Goods High School Nationals title game at Madison Square Garden
- Has a sister, Alicia Mardis, who plays basketball at Arkansas Tech

12

PLAYER HIGHS

Minutes
19-20 20, vs. Louisville (1/9/20)
Career..... 20, vs. Louisville (1/9/20)

Points
19-20 9, vs. Louisville (1/9/20)
Career... 14, vs. San Jose State (11/26/16)*

Rebounds
19-20 5, vs. Louisville (1/9/20)
Career..... 6, vs. Villanova (11/11/16)*

Assists
19-20 3, vs. UNCA (12/20/19)
Career..... 3, 2x, last vs. UNCA (12/20/19)

Steals
19-20 2, 2x, last at Georgia Tech (2/2/20)
Career... 3, vs. Northwestern St (12/28/16)*

Blocks
19-20 N/A
Career..... N/A

Field Goals Made
19-20 4, vs. Louisville (1/9/20)
Career..... 7, vs. San Jose State (11/26/16)*

Field Goals Attempted
19-20 9, vs. Louisville (1/9/20)
Career..... 9, 2x, last vs. Louisville (1/9/20)

3-Point Field Goals Made
19-20 1, vs. Louisville (1/9/20)
Career... 2, 2x, last vs. Oregon St (11/29/19)

3-Point Field Goals Attempted
19-20 3, vs. Louisville (1/9/20)
Career..... 3, vs. Louisville (1/9/20)

Free Throws Made
19-20 1, vs. UNCA (12/20/19)
Career... 3, vs. Northwestern St (12/28/16)*

Free Throws Attempted
19-20 2, 2x, last vs. Louisville (1/9/20)
Career... 4, vs. Northwestern St (12/28/16)*

Double-Doubles
19-20 N/A
Career..... N/A

Double-Digit Game
19-20 N/A
Career..... 2

2019-20 game-by-game

Opponent	Date	gs	min	Total		3-Pointers		Free throws		Rebounds				pf	a	t/o	blk	stl	pts	avg
				fg-fga	pct	3fg-fga	pct	ft-fa	pct	off	def	tot	avg							
BINGHAMTON	12/17/19	7	0-3	.000	0-0	.000	0-0	.000	0	0	0	0.0	1	0	0	0	0	0	0	0.0
UNC ASHEVILLE	12/20/19	14	1-3	.333	0-0	.000	1-2	.500	1	1	2	1.0	1	3	1	0	1	3	1.5	
WASHINGTON ST.	12/21/19	dnp	-	-	-	-	-	-	-	-	-	-	-	-	-	-	-	-	-	
WAKE FOREST	12/29/19	5	0-0	.000	0-0	.000	0-0	.000	0	0	0	0.7	1	0	0	0	0	0	1.0	
#8 FLORIDA STATE	01/05/20	11	0-1	.000	0-0	.000	0-0	.000	2	2	4	1.5	2	0	2	0	2	0	0.8	
#7 LOUISVILLE	01/09/20	20	4-9	.444	1-3	.333	0-2	.000	3	2	5	2.2	1	0	2	0	1	9	2.4	
SYRACUSE	01/12/20	11	1-1	1.000	0-0	.000	2-2	1.000	1	1	2	2.2	1	1	1	0	0	4	2.7	
at North Carolina	01/16/20	12	1-4	.250	0-1	.000	0-0	.000	1	0	1	2.0	2	0	2	0	0	2	2.6	
at #14 Florida St.	01/26/20	7	0-0	.000	0-0	.000	0-0	.000	2	0	2	2.0	3	0	1	0	0	0	2.3	
GEORGIA TECH	01/30/20	1	0-0	.000	0-0	.000	0-0	.000	0	0	0	1.8	0	0	0	0	0	0	2.0	
at Virginia Tech	02/02/20	10	0-2	.000	0-0	.000	1-2	.500	1	1	2	1.8	2	0	2	0	2	1	1.9	
at Virginia	02/13/20	9	2-3	.667	0-0	.000	0-0	.000	0	0	0	1.6	1	1	1	0	0	4	2.1	
at Clemson	02/16/20	2	0-1	.000	0-0	.000	0-0	.000	0	0	0	1.5	0	0	1	0	0	0	1.9	
Totals		0	109	9-27	.333	1-4	.250	4-8	500	11	7	18	1.5	15	5	13	0	6	23	1.9

Games played: 12
Minutes/game: 9.1
Points/game: 1.9
FG Pct: 33.3
3FG Pct: 25.0
FT Pct: 50.0

Rebounds/game: 1.5
Assists/game: 0.4
Turnovers/game: 1.1
Assist/turnover ratio: 0.4
Steals/game: 0.5

Career Stats

Season	gp-gs	min/avg	Total		3-Point		F-Throws		Rebounds				Scoring							
			fg-fga	pct	fg-fga	pct	ft-fa	pct	off	def	tot	avg	pf	fo	ast	to	blk	stl	pts	avg
2016-17*	20-0	111/5.6	22-46	.478	0-1	.000	9-14	.643	8	9	17	0.9	13	0	9	16	0	8	53	2.7
2019-20	12-0	109/9.1	9-27	.333	1-4	.250	4-8	.500	11	7	18	1.5	15	0	5	13	0	6	23	1.9
TOTAL	12-0	109/9.1	9-27	.333	1-4	.250	4-8	.500	11	7	18	1.5	15	0	5	13	0	6	23	1.9
All*	32-0	220/6.9	31-73	.425	1-5	.200	13-22	.591	19	16	35	1.1	28	0	14	29	0	14	76	2.4



G || Taylor Mason
Jr. || 5-9 || Decatur, Ga.

- Leads all Miami bench players in points per game (4.7), minutes per game (18.4) and assists per game (1.0)
- Poured in a career-high four 3-pointers (4-of-4) at Clemson (2/16), setting a new season-high in scoring (12)
- Has knocked down a bucket in 19 of 23 games played this season
- Tabbed by espnW HoopGurlz as a four-star prospect and the nation's No. 66 recruit
- Teammate of Diamond DeShields as a freshman
- Won the 2016 Nike EYBL title with Team Elite
- Older brother, Nate, played basketball at Minnesota and was a First Team All-Big Ten pick in 2016-17

13

PLAYER HIGHS

Minutes	19-20 28, at Virginia Tech (2/2/20)
Career.....28, 2x, last at Virginia Tech (2/2/20)	
Points	19-20 15, at Boston College (2/23/20)
Career.....15, at Boston College (2/23/20)	
Rebounds	19-20 5, vs. Louisville (1/9/20)
Career.....7, at Georgia Tech (2/22/18)	
Assists	19-20 3, 3x, last at Clemson (2/16/20)
Career...5, 2x, last vs. Florida A&M (12/28/18)	
Steals	19-20 3, vs. Washington St (12/21/19)
Career..... 3, vs. Washington St (12/21/19)	
Blocks	19-20.. 1, 3x, last at Boston College (2/23/20)
Career.. 1, 3x, last at Boston College (2/23/20)	
Field Goals Made	19-20 .. 4, 3x, last at Boston College (2/23/20)
Career..4, 4x, last at Boston College (2/23/20)	
Field Goals Attempted	19-20 14, at Virginia Tech (2/2/20)
Career..... 14, at Virginia Tech (2/2/20)	
3-Point Field Goals Made	19-20 4, at Clemson (2/16/20)
Career..... 4, at Clemson (2/16/20)	
3-Point Field Goals Attempted	19-20 7, at Virginia Tech (2/2/20)
Career..... 7, at Virginia Tech (2/2/20)	
Free Throws Made	19-20 6, vs. Miami (OH) (11/30/19)
Career..... 6, vs. Miami (OH) (11/30/19)	
Free Throws Attempted	19-20.. 7, 2x, last at Boston College (2/23/20)
Career..7, 2x, last at Boston College (2/23/20)	
Double-Doubles	19-20 N/A
Career..... N/A	
Double-Digit Game	19-20 3
Career..... 5	

2019-20 game-by-game

Opponent	Date	gs	min	Total		3-Pointers		Free throws		Rebounds				pf	a	t/o	blk	stl	pts	avg
				fg-fga	pct	3fg-fga	pct	ft-fa	pct	off	def	tot	avg							
JACKSON ST.	11/10/19		dnp	-	-	-	-	-	-	-	-	-	-	-	-	-	-	-	-	-
NORTH FLORIDA	11/13/19	19	19	4-7	.571	0-1	.000	0-1	.000	0	1	1	1.0	1	2	1	0	0	8	8.0
IUPUI	11/17/19	19	19	1-2	.500	0-1	.000	2-2	1.000	0	1	1	1.0	1	1	2	0	2	4	6.0
vs N.C. A&T	11/22/19	20	14	2-50	.000	0-0	.000	2-2	1.000	0	0	0	0.7	2	1	4	0	1	4	5.3
at #19/20 DePaul	11/23/19	16	16	1-3	.333	0-0	.000	1-2	.500	0	0	0	0.5	0	0	3	0	0	3	4.8
#7/5 OREGON STATE	11/29/19	16	16	3-4	.750	2-2	1.000	1-2	.500	0	1	1	0.6	1	1	2	0	2	9	5.6
MIAMI (OH)	11/30/19	20	20	2-5	.400	0-2	.000	6-7	.857	1	3	4	1.2	1	3	3	1	0	10	6.3
#14/16 INDIANA	12/04/19	26	26	3-10	.300	0-1	.000	0-0	.000	1	3	4	1.6	3	0	0	0	1	6	6.3
BINGHAMTON	12/17/19	17	17	2-5	.400	1-2	.500	0-0	.000	0	2	2	1.6	0	0	0	0	0	5	6.1
UNC ASHEVILLE	12/20/19	17	17	1-3	.333	0-1	.000	0-0	.000	0	2	2	1.7	1	2	0	0	0	2	5.7
WASHINGTON ST.	12/21/19	22	22	0-3	.000	0-0	.000	0-0	.000	0	2	2	1.7	2	2	0	0	3	0	5.1
WAKE FOREST	12/29/19	11	12	1-2	.500	0-1	.000	0-0	.000	0	0	0	1.5	1	0	2	0	1	2	4.8
at Georgia Tech	01/02/20	18	18	3-6	.500	1-3	.333	0-0	.000	0	4	4	1.8	0	2	2	0	0	7	5.0
#8 FLORIDA STATE	01/05/20	21	16	1-6	.167	0-2	.000	0-0	.000	1	1	2	1.8	2	0	1	0	0	2	4.8
#7 LOUISVILLE	01/09/20	21	18	1-8	.125	0-2	.000	1-2	.500	0	5	5	2.0	1	0	0	0	0	3	4.6
SYRACUSE	01/12/20	25	25	2-5	.400	1-3	.333	0-0	.000	1	3	4	2.1	2	3	0	0	1	5	4.7
at North Carolina	01/16/20	14	16	1-6	.167	0-3	.000	1-2	.500	1	0	1	2.1	0	0	2	0	1	3	4.6
at Notre Dame	01/19/20	24	15	2-00	.200	0-2	.000	2-2	1.000	1	1	2	2.1	1	1	0	1	0	4	4.5
CLEMSON	01/23/20	10	10	0-3	.000	0-2	.000	0-0	.000	0	0	0	1.9	0	1	0	0	0	0	4.3
at #14 Florida St.	01/26/20	4	0-0	.000	.000	0-0	.000	0-0	.000	0	1	1	1.9	2	0	0	0	0	0	4.1
GEORGIA TECH	01/30/20	12	11	1-1	1.000	0-0	.000	3-4	.750	0	0	0	1.8	0	1	1	0	0	5	4.1
at Virginia Tech	02/02/20	28	2-14	.143	2-7	.286	2-2	1.000	1	0	1	1.8	2	2	4	0	0	0	8	4.3
DUKE	02/09/20	9	9	0-2	.000	0-2	.000	0-0	.000	0	0	0	1.7	0	0	2	0	0	0	4.1
at Clemson	02/16/20	23	4-5	.800	4-4	1.000	0-0	.000	0	1	1	1.7	0	3	0	0	0	1	12	4.4
#10 NC STATE	02/20/20	25	0-4	.000	0-2	.000	1-2	.500	1	2	3	1.7	3	0	0	0	1	1	4	4.3
at Boston College	02/23/20	24	4-8	.500	2-4	.500	5-7	.714	0	1	1	1.7	3	0	1	1	1	15	4.7	
Totals		0	461	39-121	.322	13-47	.277	27-37	.730	8	34	42	1.7	29	25	30	3	15	118	4.7

Games played: 25
Minutes/game: 18.4
Points/game: 4.7
FG Pct: 32.2
3FG Pct: 27.7
FT Pct: 73.0

Rebounds/game: 1.7
Assists/game: 1.0
Turnovers/game: 1.2
Assist/turnover ratio: 0.8
Steals/game: 0.6
Blocks/game: 0.1

Career Stats

Season	gp-gs	min/avg	Total		3-Point		F-Throws		Rebounds				Scoring							
			fg-fga	pct	fg-fga	pct	ft-fa	pct	off	def	tot	avg	pf	pts	avg					
2017-18	32-0	398/12.4	26-79	.329	4-15	.267	22-37	.595	16	30	46	1.4	34	0	23	26	0	13	78	2.4
2018-19	34-0	544/16.0	31-100	.310	8-36	.222	34-45	.756	22	45	67	2.0	45	0	41	32	1	11	104	3.1
2019-20	25-0	461/18.4	39-121	.322	13-47	.277	27-37	.730	8	34	42	1.7	29	0	25	30	3	15	118	4.7
TOTAL	91-0	1403/15.4	96-300	.320	25-98	.255	83-119	.697	46	109	155	1.7	108	0	89	88	4	39	300	3.3



F || Jamir Huston
So. || 6-0 || Cleveland, Ohio

- Tied her career-highs with four made field goals and three steals in a career-high 35 minutes against Georgia Tech (1/30)
- Eclipsed the double-digit rebound mark for the second time in her career (1/30)
- Set a career-high in rebounds with 13 against Miami (OH) (11/30/19), her first double-digit rebound game of her career
- Tabbed as a three-star recruit and the No. 14 wing prospect in the nation by espnW HoopGurlz
- Averaged 20.4 points, 11.5 rebounds, 2.2 assists and 4.1 steals as a senior
- Helped lead her AAU team, Sports City U, to the championship game of the U.S. Junior Nationals U17 National Championship in July 2018
- Cousin, Denzel Ward, plays for the Cleveland Browns and was the fourth pick in the 2018 NFL Draft

15

PLAYER HIGHS

Minutes	
19-20	35, vs. Georgia Tech (1/30/20)
Career.....	35, vs. Georgia Tech (1/30/20)
Points	
19-20	8, 2x, last vs. Georgia Tech (1/30/20)
Career.....	10, vs. Florida A&M (12/28/18)
Rebounds	
19-20	13, vs. Miami (OH) (11/30/19)
Career.....	13, vs. Miami (OH) (11/30/19)
Assists	
19-20	3, vs. Georgia Tech (1/30/20)
Career.....	4, vs. Alabama (12/21/18)
Steals	
19-20	3, at Georgia Tech (2/2/20)
Career.....	3, at Georgia Tech (2/2/20)
Blocks	
19-20	2, vs. NC A&T (11/22/19)
Career.....	3, vs. UMEs (12/16/18)
Field Goals Made	
19-20	4, vs. Georgia Tech (1/30/20)
Career.....	4, 2x, last vs. Georgia Tech (1/30/20)
Field Goals Attempted	
19-20	8, 2x, last vs. Georgia Tech (1/30/20)
Career.....	8, 2x, last vs. Georgia Tech (1/30/20)
3-Point Field Goals Made	
19-20	1, vs. Binghamton (12/17/19)
Career.....	1, vs. Binghamton (12/17/19)
3-Point Field Goals Attempted	
19-20	1, 3x, last vs. Clemson (1/23/20)
Career.....	1, 3x, last vs. Clemson (1/23/20)
Free Throws Made	
19-20	4, vs. Indiana (12/4/19)
Career.....	4, 2x, last vs. Indiana (12/4/19)
Free Throws Attempted	
19-20	6, vs. Indiana (12/4/19)
Career.....	6, 3x, last vs. Indiana (12/4/19)
Double-Doubles	
19-20	N/A
Career.....	N/A
Double-Digit Game	
19-20	N/A
Career.....	1

2019-20 game-by-game

Opponent	Date	gs	min	Total		3-Pointers		Free throws		Rebounds				pf	a	t/o	blk	stl	pts	avg	
				fg-fga	pct	3fg-fga	pct	ft-fa	pct	off	def	tot	avg								
JACKSON ST.	11/10/19	*	9	3-4	.750	0-0	.000	0-1	.000	3	2	5	5.0	4	0	0	0	0	6	6.0	
NORTH FLORIDA	11/13/19	*	14	0-4	.000	0-0	.000	0-0	.000	2	2	4	4.5	2	1	1	0	1	0	3.0	
IUPUI	11/17/19	*	13	0-1	.000	0-0	.000	0-0	.000	1	1	2	3.7	0	0	2	0	0	2.0		
vs N.C. A&T	11/22/19		11	0-1	.000	0-1	.000	0-0	.000	2	0	2	3.3	2	0	2	0	0	1.5		
at #19/20 DePaul	11/23/19		11	2-3	.667	0-0	.000	0-0	.000	3	2	5	3.6	3	0	0	0	0	4.2		
#7/5 OREGON STATE	11/29/19		18	0-0	.000	0-0	.000	1-2	.500	3	1	4	3.7	1	0	0	0	0	1.8		
MIAMI (OH)	11/30/19		17	2-3	.667	0-0	.000	0-2	.000	2	11	13	5.0	0	1	2	0	0	4.2		
#14/16 INDIANA	12/04/19		14	0-1	.000	0-0	.000	4-6	.667	5	3	8	5.4	4	1	2	0	1	4.2		
BINGHAMTON	12/17/19	*	18	3-5	.600	1-1	1.000	0-0	.000	3	6	9	5.8	2	1	3	0	3	7.2		
UNC ASHEVILLE	12/20/19	*	18	1-1	1.000	0-0	.000	0-0	.000	3	2	5	5.7	2	2	0	1	1	2.8		
WASHINGTON ST.	12/21/19	*	25	3-6	.500	0-0	.000	2-5	.400	3	2	5	5.6	3	0	1	0	1	8.3		
WAKE FOREST	12/29/19	*	18	0-4	.000	0-0	.000	1-2	.500	1	4	5	5.6	3	2	0	0	2	3.1		
at Georgia Tech	01/02/20	*	23	2-5	.400	0-0	.000	0-0	.000	1	5	6	5.6	2	0	0	0	0	4.3		
#8 FLORIDA STATE	01/05/20	*	12	3-4	.750	0-0	.000	1-2	.500	1	0	1	5.3	4	0	0	0	1	7.3		
#7 LOUISVILLE	01/09/20	*	11	0-1	.000	0-0	.000	0-2	.000	2	0	2	5.1	2	0	2	0	0	3.2		
SYRACUSE	01/12/20		17	3-3	1.000	0-0	.000	2-4	.500	2	0	2	4.9	3	0	2	1	1	8.3		
at North Carolina	01/16/20		3	0-2	.000	0-0	.000	0-0	.000	1	2	3	4.8	2	0	0	0	0	3.3		
at Notre Dame	01/19/20		17	1-5	.200	0-0	.000	0-0	.000	2	1	3	4.7	1	0	3	0	0	3.2		
CLEMSON	01/23/20		21	3-8	.375	0-1	.000	0-0	.000	3	1	4	4.6	3	0	1	1	0	6.3		
at #14 Florida St.	01/26/20		12	1-3	.333	0-0	.000	0-0	.000	0	0	0	4.4	2	0	0	0	0	3.3		
GEORGIA TECH	01/30/20		35	4-8	.500	0-0	.000	0-2	.000	6	4	10	4.7	2	3	2	0	3	8.5		
at Virginia Tech	02/02/20		21	1-5	.200	0-0	.000	1-2	.500	3	4	7	4.8	1	2	3	0	4	3.5		
DUKE	02/09/20		25	1-4	.250	0-0	.000	0-0	.000	0	4	4	4.7	2	1	1	0	1	2.3		
at Virginia	02/13/20		13	0-1	.000	0-0	.000	0-0	.000	0	0	0	4.5	2	1	2	1	0	3.3		
at Clemson	02/16/20		21	1-3	.333	0-0	.000	0-2	.000	2	1	3	4.5	4	0	0	0	1	2.3		
#10 NC STATE	02/20/20		10	0-0	.000	0-0	.000	0-0	.000	0	0	0	4.3	2	0	0	0	0	3.1		
at Boston College	02/23/20		11	0-0	.000	0-0	.000	0-2	.000	0	4	4	4.3	4	0	2	0	1	3.0		
Totals			10	438	34-85	.400	1-3	.333	12-34	.353	54	62	116	4.3	62	15	31	6	21	81	3.0

Games played: 27
Minutes/game: 16.2
Points/game: 3.0
FG Pct: 40.0
3FG Pct: 33.3
FT Pct: 35.3

Rebounds/game: 4.3
Assists/game: 0.6
Turnovers/game: 1.1
Assist/turnover ratio: 0.5
Steals/game: 0.8
Blocks/game: 0.2

Career Stats

Season	gp-gs	min/avg	Total		3-Point		F-Throws		Rebounds				Scoring							
			fg-fga	pct	fg-fga	pct	ft-fa	pct	off	def	tot	avg	pf	fo	ast	to	blk	stl	pts	avg
2018-19	24-0	176/7.3	15-37	.405	0-0	.000	12-25	.480	20	25	45	1.9	30	0	9	15	7	13	42	1.8
2019-20	27-10	438/16.2	34-85	.400	1-3	.333	12-34	.353	54	62	116	4.3	62	0	15	31	6	21	81	3.0
TOTAL	51-10	614/12.0	49-122	.402	1-3	.333	24-59	.407	74	87	161	3.2	92	0	24	46	13	34	123	2.4



G || Kelsey Marshall
Jr. || 5-9 || Davie, Fla.

20

- Has hit the game-tying three in two big games this season: vs. Clemson (1/23) and vs. NC State (2/20). Miami is 1-1 in those games.
- Knocked down a career-best seven 3-pointers at Virginia (2/13), sitting tied for fourth in Miami program history for most threes in a game
- Posted back-to-back 20-point games (22 vs. Clemson, 21 at Florida St.) tying her career-highs in 3-pointers (five) and field goals made (eight).
- Set a new career-high in points (22) and minutes (38) against DePaul (11/23) and was named to the Maggie Dixon Classic All-Tournament Team
- Tabbed to the Blue Ribbon Panel ACC All-Freshman Team and All-ACC Academic Team in 2017-18
- Listed by espnW HoopGurlz as a five-star prospect and the No. 44 player in the nation
- Head football coach Manny Diaz also attended Miami Country Day School

PLAYER HIGHS

Minutes
19-20 39, at Virginia (2/13/20)
Career..... 39, at Virginia (2/13/20)

Points
19-20 25, at Virginia (2/13/20)
Career..... 25, at Virginia (2/13/20)

Rebounds
19-20 ..5, 2x, last vs. Wake Forest (12/29/19)
Career... 4, 2x, last vs. Marquette (11/15/19)

Assists
19-20 5, vs. Miami (OH) (11/30/19)
Career..... 6, vs. Virginia Tech (2/25/18)

Steals
19-20 3, vs. Florida State (1/5/20)
Career... 4, 2x, last at Wake Forest (1/6/19)

Blocks
19-20 2, vs. Wake Forest (12/29/19)
Career... 2, 2x, last vs. Wake Forest (12/29/19)

Field Goals Made
19-20 8, 2x, last at Florida St (1/26/20)
Career..... 8, 2x, last at Florida St (1/26/20)

Field Goals Attempted
19-20 18, at Florida St (1/26/20)
Career..... 18, at Florida St (1/26/20)

3-Point Field Goals Made
19-20 7, at Virginia (2/13/20)
Career..... 7, at Virginia (2/13/20)

3-Point Field Goals Attempted
19-20 14, at Virginia (2/13/20)
Career..... 14, at Virginia (2/13/20)

Free Throws Made
19-20 7, vs. DePaul (11/23/19)
Career..... 7, vs. DePaul (11/23/19)

Free Throws Attempted
19-20 7, vs. DePaul (11/23/19)
Career..... 7, vs. DePaul (11/23/19)

Double-Doubles
19-20 N/A
Career..... N/A

Double-Digit Game
19-20 16
Career..... 45

2019-20 game-by-game


Opponent	Date	gs	min	Total		3-Pointers		Free throws		Rebounds				pf	a	t/o	blk	stl	pts	avg	
				fg-fga	pct	3fg-fga	pct	ft-fa	pct	off	def	tot	avg								
JACKSON ST.	11/10/19	*	31	6-11	.545	4-7	.571	2-2	1.000	1	3	4	4.0	1	4	4	1	1	18	18.0	
NORTH FLORIDA	11/13/19	*	27	6-11	.545	4-9	.444	0-2	.000	0	4	4	4.0	3	1	2	0	2	16	17.0	
IUPUI	11/17/19	*	32	3-9	.333	2-5	.400	0-0	.000	0	5	5	4.3	3	4	1	0	1	8	14.0	
vs N.C. A&T	11/22/19	*	25	4-13	.308	2-9	.222	0-1	.000	1	1	2	3.8	4	3	3	1	2	10	13.0	
at #19/20 DePaul	11/23/19	*	38	6-13	.462	3-8	.375	7-7	1.000	0	5	5	4.0	2	2	4	0	0	22	14.8	
#7/5 OREGON STATE	11/29/19	*	32	1-8	.125	0-5	.000	1-1	1.000	1	1	2	3.7	0	2	1	0	1	3	12.8	
MIAMI (OH)	11/30/19	*	21	1-7	.143	1-6	.167	0-0	.000	1	2	3	3.6	0	5	2	0	0	3	11.4	
#14/16 INDIANA	12/04/19	*	22	0-2	.000	0-2	.000	0-0	.000	0	2	2	3.4	1	1	2	0	0	0	10.0	
BINGHAMTON	12/17/19	*	23	4-9	.444	3-8	.375	0-0	.000	0	2	2	3.2	4	3	1	0	0	11	10.1	
UNC ASHEVILLE	12/20/19	*	21	3-5	.600	3-5	.600	2-2	1.000	0	1	1	3.0	2	2	1	0	0	11	10.2	
WASHINGTON ST.	12/21/19	*	29	6-14	.429	4-8	.500	2-2	1.000	0	3	3	3.0	1	2	0	0	0	18	10.9	
WAKE FOREST	12/29/19	*	20	5-11	.455	2-6	.333	0-0	.000	0	5	5	3.2	1	3	0	2	0	12	11.0	
at Georgia Tech	01/02/20	*	32	6-12	.500	2-7	.286	0-0	.000	0	0	0	2.9	4	2	3	0	2	14	11.2	
#8 FLORIDA STATE	01/05/20	*	20	1-5	.200	0-3	.000	1-2	.500	0	0	0	2.7	1	2	3	0	3	3	10.6	
#7 LOUISVILLE	01/09/20	*	12	1-7	.143	1-5	.200	0-0	.000	0	1	1	2.6	2	2	1	1	1	3	10.1	
SYRACUSE	01/12/20	*	34	7-14	.500	2-6	.333	3-4	.750	0	3	3	2.6	1	4	2	0	2	19	10.7	
at North Carolina	01/16/20	*	32	2-10	.200	1-8	.125	0-0	.000	0	1	1	2.5	3	2	2	0	2	5	10.4	
at Notre Dame	01/19/20	*	24	4-10	.400	2-5	.400	0-0	.000	0	0	0	2.4	1	3	1	0	0	10	10.3	
CLEMSON	01/23/20	*	35	8-12	.667	5-8	.625	1-3	.333	0	1	1	2.3	1	2	2	0	2	22	10.9	
at #14 Florida St.	01/26/20	*	31	8-18	.444	5-11	.455	0-2	.000	1	1	2	2.3	5	3	1	0	1	21	11.5	
GEORGIA TECH	01/30/20	*	33	3-10	.300	1-5	.200	0-0	.000	0	4	4	2.4	2	3	2	0	1	7	11.2	
at Virginia Tech	02/02/20	*	10	0-4	.000	0-3	.000	0-0	.000	0	1	1	2.3	2	0	2	0	0	0	10.7	
DUKE	02/09/20	*	28	1-5	.200	0-2	.000	3-3	1.000	0	4	4	2.4	2	2	3	0	0	5	10.5	
at Virginia	02/13/20	*	39	7-15	.467	7-14	.500	4-5	.800	0	3	3	2.4	5	4	3	1	1	25	11.1	
at Clemson	02/16/20	*	26	4-9	.444	3-7	.429	2-3	.667	0	1	1	2.4	3	1	2	0	0	13	11.2	
#10 NC STATE	02/20/20	*	28	2-9	.222	2-6	.333	1-2	.500	0	2	2	2.3	1	3	1	0	1	7	11.0	
at Boston College	02/23/20	*	37	4-12	.333	3-9	.333	2-2	1.000	0	2	2	2.3	2	2	3	0	2	13	11.1	
Totals			27	742	103-265	.389	62-177	.350	31-43	.721	5	58	63	2.3	57	67	52	6	25	299	11.1

Games played: 27
Minutes/game: 27.5
Points/game: 11.1
FG Pct: 38.9
3FG Pct: 35.0
FT Pct: 72.1

Rebounds/game: 2.3
Assists/game: 2.5
Turnovers/game: 1.9
Assist/turnover ratio: 1.3
Steals/game: 0.9
Blocks/game: 0.2

Career Stats

Season	gp-gs	min/avg	Total		3-Point		F-Throws		Rebounds				Scoring							
			fg-fga	pct	fg-fga	pct	ft-fa	pct	off	def	tot	avg	pf	fo	ast	to	blk	stl	pts	avg
2017-18	31-0	599/19.3	80-221	.362	51-155	.329	37-50	.740	11	57	68	2.2	49	0	39	49	1	25	248	8.0
2018-19	34-20	788/23.2	95-248	.383	67-177	.379	11-18	.611	8	71	79	2.3	66	1	59	49	5	25	268	7.9
2019-20	27-27	742/27.5	103-265	.389	62-177	.350	31-43	.721	5	58	63	2.3	57	2	67	52	6	25	299	11.1
TOTAL	92-47	2129/23.1	278-734	.379	180-509	.354	79-111	.712	24	186	210	2.3	172	3	165	150	12	75	815	8.9



F || Brianna Jackson
Fr. || 6-3 || Virginia Beach, Va.

21

- Started 15 games as a freshman, stepping up after Beatrice Mompremier missed time due to injury
- Ranks sixth in the ACC in blocked shots (1.37 per game), a number that increases to 1.81 (third in ACC) in conference games only
- Had a career outing against No. 8/8 Florida State with her first career double-double (14 points, 10 rebounds) and a career-high three steals
- Checks in as the No. 92 prospect in the nation according to HoopGuriz
- Named the Virginia Class 5 State Player of the Year
- Helped Princess Anne to the Class 5A State Championship title, recording 23 points, 16 rebounds and five blocks in the game
- Averaged 13.2 points, 10.1 rebounds and 2.8 blocks as a senior
- Won the state title all four years of high school

PLAYER HIGHS

Minutes

19-2032, at Florida St (1/26/20)
Career.....32, at Florida St (1/26/20)

Points

19-20 14, vs. Florida State (1/5/20)
Career..... 14, vs. Florida State (1/5/20)

Rebounds

19-20 10, vs. Florida State (1/5/20)
Career..... 10, vs. Florida State (1/5/20)

Assists

19-20 2, 2x, last at Clemson (2/16/20)
Career..... 2, 2x, last at Clemson (2/16/20)

Steals

19-20 4, vs. NC State (2/20/20)
Career..... 4, vs. NC State (2/20/20)

Blocks

19-20 5, at Florida St (1/26/20)
Career..... 5, at Florida St (1/26/20)

Field Goals Made

19-20 6, vs. Florida State (1/5/20)
Career..... 6, vs. Florida State (1/5/20)

Field Goals Attempted

19-20 13, vs. Florida State (1/5/20)
Career..... 13, vs. Florida State (1/5/20)

3-Point Field Goals Made

19-20 1, vs. Jackson St. (11/10/19)
Career..... 1, vs. Jackson St. (11/10/19)

3-Point Field Goals Attempted

19-20 2, vs. Jackson St. (11/10/19)
Career..... 2, vs. Jackson St. (11/10/19)

Free Throws Made

19-20 5, vs. Louisville (1/9/20)
Career..... 5, vs. Louisville (1/9/20)

Free Throws Attempted

19-20 6, vs. Florida State (1/5/20)
Career..... 6, vs. Florida State (1/5/20)

Double-Doubles

19-20 1
Career..... 1

Double-Digit Game

19-20 3
Career..... 3

2019-20 game-by-game

Opponent	Date	gs	min	Total		3-Pointers		Free throws		Rebounds				Other						
				fg-fga	pct	3fg-fga	pct	ft-fa	pct	off	def	tot	avg	pf	a	t/o	blk	stl	pts	avg
JACKSON ST.	11/10/19	14	2-3	.667	1-2	.500	1-3	.333	0	4	4	4.0	2	0	1	4	2	6	6.0	
NORTH FLORIDA	11/13/19	15	2-2	1.000	0-0	.000	0-0	.000	2	4	6	5.0	3	1	0	2	2	4	5.0	
IUPUI	11/17/19	7	0-0	.000	0-0	.000	0-0	.000	1	2	3	4.3	1	0	0	0	1	0	3.3	
vs N.C. A&T	11/22/19	16	1-1	1.000	0-0	.000	0-0	.000	1	2	3	4.0	3	2	0	0	0	2	3.0	
at #19/20 DePaul	11/23/19	9	1-1	1.000	0-0	.000	2-2	1.000	0	0	0	3.2	3	0	0	1	1	4	3.2	
#7/5 OREGON STATE	11/29/19	14	2-3	.667	0-1	.000	2-2	1.000	1	2	3	3.2	5	0	0	0	2	6	3.7	
MIAMI (OH)	11/30/19	* 11	4-5	.800	0-0	.000	1-1	1.000	2	2	4	3.3	5	0	2	0	1	9	4.4	
#14/16 INDIANA	12/04/19	* 12	0-0	.000	0-0	.000	0-0	.000	1	4	5	3.5	2	0	1	1	0	0	3.9	
BINGHAMTON	12/17/19	9	0-1	.000	0-0	.000	0-0	.000	1	3	4	3.6	3	1	2	0	1	0	3.4	
UNC ASHEVILLE	12/20/19	12	2-4	.500	0-0	.000	0-0	.000	1	1	2	3.4	5	0	0	0	0	4	3.5	
WASHINGTON ST.	12/21/19	12	0-0	.000	0-0	.000	0-0	.000	1	2	3	3.4	0	0	0	0	0	0	3.2	
WAKE FOREST	12/29/19	12	0-1	.000	0-0	.000	0-0	.000	1	0	1	3.2	3	1	1	1	0	0	2.9	
at Georgia Tech	01/02/20	12	1-2	.500	0-1	.000	1-1	1.000	0	1	1	3.0	2	0	1	1	1	3	2.9	
#8 FLORIDA STATE	01/05/20	27	6-13	.462	0-0	.000	2-6	.333	6	4	10	3.5	4	0	1	0	3	14	3.7	
#7 LOUISVILLE	01/09/20	* 28	4-7	.571	0-1	.000	5-7	.714	5	1	6	3.7	0	0	1	4	0	13	4.3	
SYRACUSE	01/12/20	* 16	1-1	1.000	0-0	.000	2-2	1.000	2	2	4	3.7	3	0	1	3	1	4	4.3	
at North Carolina	01/16/20	* 17	1-2	.500	0-0	.000	2-3	.667	0	6	6	3.8	5	0	0	2	0	4	4.3	
at Notre Dame	01/19/20	* 7	0-0	.000	0-0	.000	0-0	.000	0	0	0	3.6	2	1	1	1	0	0	4.1	
CLEMSON	01/23/20	* 21	5-6	.833	0-0	.000	0-2	.000	3	2	5	3.7	4	0	2	1	1	10	4.4	
at #14 Florida St.	01/26/20	* 32	5-10	.500	0-1	.000	2-4	.500	0	5	5	3.8	4	0	1	5	1	12	4.8	
GEORGIA TECH	01/30/20	* 18	0-2	.000	0-0	.000	2-2	1.000	0	5	5	3.8	2	0	2	3	0	2	4.6	
at Virginia Tech	02/02/20	* 22	1-4	.250	0-0	.000	2-4	.500	5	4	9	4.0	2	1	1	2	0	4	4.6	
DUKE	02/09/20	* 17	2-5	.400	0-0	.000	0-0	.000	1	2	3	4.0	2	1	0	0	0	4	4.6	
at Virginia	02/13/20	* 28	0-2	.000	0-0	.000	0-0	.000	0	5	5	4.0	1	0	1	1	3	0	4.4	
at Clemson	02/16/20	* 24	1-5	.200	0-0	.000	1-2	.500	1	6	7	4.2	3	2	1	2	3	3	4.3	
#10 NC STATE	02/20/20	* 31	3-5	.600	0-0	.000	0-0	.000	0	7	7	4.3	3	0	4	3	4	6	4.4	
at Boston College	02/23/20	* 10	2-6	.333	0-0	.000	0-0	.000	2	4	6	4.3	4	0	1	0	0	4	4.4	
Totals		15	453	46-91	.505	1-6	.167	25-41	.610	37	80	117	4.3	76	10	25	37	27	118	4.4

Games played: 27
Minutes/game: 16.8
Points/game: 4.4
FG Pct: 50.5
3FG Pct: 16.7
FT Pct: 61.0

Rebounds/game: 4.3
Assists/game: 0.4
Turnovers/game: 0.9
Assist/turnover ratio: 0.4
Steals/game: 1.0
Blocks/game: 1.4

Career Stats

Season	gp-gs	min/avg	Total		3-Point		F-Throws		Rebounds				Scoring							
			fg-fga	pct	fg-fga	pct	ft-fa	pct	off	def	tot	avg	pf	fo	ast	to	blk	stl	pts	avg
2019-20	27-15	453/16.8	46-91	.505	1-6	.167	25-41	.610	37	80	117	4.3	76	4	10	25	37	27	118	4.4
TOTAL	27-15	453/16.8	46-91	.505	1-6	.167	25-41	.610	37	80	117	4.3	76	4	10	25	37	27	118	4.4



G || Yasmeen Chang
Fr. || 5-9 || Naples, Fla.

- Recorded a career-high three assists at Virginia Tech (2/2)
- Ranked the No. 21 overall player in the nation by ASGR Basketball
- Two-time Naples Daily News Player of the Year
- Has totaled seven 20-point outings and ten 10-rebound outings this season
- Led Gulf Coast in scoring (17.5 points per game) and scored in double-figures in 20 of her 22 games as a senior
- Tallied eight games with 20-plus points in 2018-19
- Helped Gulf Coast to a 19-5 record and a regional quarterfinals appearance in the FHSAA 8A State Championship

22

PLAYER HIGHS

Minutes

19-20 18, vs. Jackson St. (11/10/19)
Career..... 18, vs. Jackson St. (11/10/19)

Points

19-20 7, 3x, last vs. Louisville (1/9/20)
Career..... 7, 3x, last vs. Louisville (1/9/20)

Rebounds

19-20 3, 2x, last vs. North Florida (11/13/19)
Career..... 3, 2x, last vs. North Florida (11/13/19)

Assists

19-20 3, at Virginia Tech (2/2/20)
Career..... 3, at Virginia Tech (2/2/20)

Steals

19-20 3, vs. NC A&T (11/22/19)
Career..... 3, vs. NC A&T (11/22/19)

Blocks

19-20 1, 2x, last vs. NC A&T (11/22/19)
Career..... 1, 2x, last vs. NC A&T (11/22/19)

Field Goals Made

19-20 3, vs. Miami (OH) (11/30/19)
Career..... 3, vs. Miami (OH) (11/30/19)

Field Goals Attempted

19-20 5, vs. North Florida (11/13/19)
Career..... 5, vs. North Florida (11/13/19)

3-Point Field Goals Made

19-20 1, vs. Louisville (1/9/20)
Career..... 1, vs. Louisville (1/9/20)

3-Point Field Goals Attempted

19-20 3, vs. Louisville (1/9/20)
Career..... 3, vs. Louisville (1/9/20)

Free Throws Made

19-20 3, vs. North Florida (11/13/19)
Career..... 3, vs. North Florida (11/13/19)

Free Throws Attempted

19-20 4, 2x, last vs. Jackson St. (11/10/19)
Career..... 4, 2x, last vs. Jackson St. (11/10/19)

Double-Doubles

19-20 N/A
Career..... N/A

Double-Digit Game

19-20 N/A
Career..... N/A

2019-20 game-by-game


Opponent	Date	gs	min	Total		3-Pointers		Free throws		Rebounds							pts	avg		
				fg-fga	pct	3fg-fga	pct	ft-fa	pct	off	def	tot	avg	pf	a	t/o			blk	stl
JACKSON ST.	11/10/19	18	1-3	.333	0-2	.000	1-4	.250	1	2	3	3.0	2	1	5	0	0	3	3.0	
NORTH FLORIDA	11/13/19	10	2-5	.400	0-0	.000	3-4	.750	0	3	3	3.0	0	0	1	0	2	7	5.0	
IUPUI	11/17/19	4	0-1	.000	0-0	.000	0-0	.000	0	0	0	2.0	1	0	0	0	0	0	3.3	
vs N.C. A&T	11/22/19	7	0-2	.000	0-0	.000	0-0	.000	1	1	2	2.0	0	1	0	1	3	0	2.5	
at #19/20 DePaul	11/23/19	dnp	-	-	-	-	-	-	-	-	-	-	-	-	-	-	-	-	-	
#7/5 OREGON STATE	11/29/19	8	0-3	.000	0-1	.000	0-0	.000	0	0	0	1.6	2	1	1	0	1	0	2.0	
MIAMI (OH)	11/30/19	13	3-4	.750	0-0	.000	1-1	1.000	0	1	1	1.5	0	1	1	0	0	7	2.8	
#14/16 INDIANA	12/04/19	3	0-0	.000	0-0	.000	0-0	.000	0	0	0	1.3	0	0	0	0	1	0	2.4	
BINGHAMTON	12/17/19	3	0-2	.000	0-0	.000	0-0	.000	2	0	2	1.4	2	0	0	0	0	0	2.1	
UNC ASHEVILLE	12/20/19	10	0-2	.000	0-1	.000	0-0	.000	0	1	1	1.3	2	0	0	0	2	0	1.9	
WASHINGTON ST.	12/21/19	dnp	-	-	-	-	-	-	-	-	-	-	-	-	-	-	-	-	-	
#8 FLORIDA STATE	01/05/20	3	0-0	.000	0-0	.000	0-0	.000	0	0	0	1.2	0	0	1	0	0	0	1.7	
#7 LOUISVILLE	01/09/20	14	2-9	.222	1-3	.333	2-2	1.000	0	0	0	1.1	3	0	0	0	0	7	2.2	
SYRACUSE	01/12/20	6	1-2	.500	0-0	.000	0-0	.000	1	0	1	1.1	2	0	1	0	0	2	2.2	
at North Carolina	01/16/20	1	0-0	.000	0-0	.000	0-0	.000	0	0	0	1.0	0	0	2	0	0	0	2.0	
at Notre Dame	01/19/20	2	0-1	.000	0-0	.000	0-0	.000	0	0	0	0.9	0	0	0	0	0	0	1.9	
GEORGIA TECH	01/30/20	3	0-0	.000	0-0	.000	0-0	.000	0	0	0	0.9	0	0	0	0	0	0	1.7	
at Virginia Tech	02/02/20	11	0-2	.000	0-0	.000	0-0	.000	0	2	2	0.9	2	3	0	0	0	0	1.6	
Totals		0	116	9-36	.250	1-7	.143	7-11	.636	5	10	15	0.9	16	7	12	1	9	26	1.6

Games played: 16
Minutes/game: 7.3
Points/game: 1.6
FG Pct: 25.0
3FG Pct: 14.3
FT Pct: 63.6

Rebounds/game: 0.9
Assists/game: 0.4
Turnovers/game: 0.8
Assist/turnover ratio: 0.6
Steals/game: 0.6
Blocks/game: 0.1

Career Stats

Season	gp-gs	min/avg	Total		3-Point		F-Throws		Rebounds				Scoring							
			fg-fga	pct	fg-fga	pct	ft-fa	pct	off	def	tot	avg	pf	fo	ast	to	blk	stl	pts	avg
2019-20	16-0	116/7.3	9-36	.250	1-7	.143	7-11	.636	5	10	15	0.9	16	0	7	12	1	9	26	1.6
TOTAL	16-0	116/7.3	9-36	.250	1-7	.143	7-11	.636	5	10	15	0.9	16	0	7	12	1	9	26	1.6



F || Beatrice Mompremier
R-Sr. || 6-4 || Miami, Fla.

- Totaled 15 points and six rebounds at Boston College (2/23) in her first game back from an acute foot injury (missed 13 games)
- Recorded three double-doubles in five days to earn ACC Co-Player of the Week (12/22)
- Named ACC Co-Player of the Week (11/25) after averaging 24.5 points and 13.0 rebounds and earning a Maggie Dixon Classic All-Tournament Team nod
- 2019-20 ACC Preseason Player of the Year, Lisa Leslie Preseason Watch List
- Paced the Hurricanes in scoring (16.7), rebounding (12.2), free throws made (103) and attempted (178)
- Set the Miami single-season rebounding record averaging 12.2 per game
- Posted the first 20-20 game by a Miami player since Tamara James on 11/22/02 and the first by an ACC player since Dearica Hamby on 2/12/15

32

PLAYER HIGHS

Minutes

19-20 35, vs. Wake Forest (12/29/19)
Career.....38, at Purdue (11/29/18)

Points

19-2031, at DePaul (11/23/19)
Career.....31, at DePaul (11/23/19)

Rebounds

19-20 19, vs. Washington St (12/21/19)
Career..... 22, vs. Arizona State (3/24/19)

Assists

19-20 2, vs. IUPUI (11/17/19)
Career..... 4, 3x, last vs. Temple (11/25/18)

Steals

19-20 4, vs. IUPUI (11/17/19)
Career..... 5, at Purdue (11/29/18)

Blocks

19-20 5, vs. Washington St (12/21/19)
Career..5, 2x, last vs. Washington St (12/21/19)

Field Goals Made

19-2012, at DePaul (11/23/19)
Career.....12, at DePaul (11/23/19)

Field Goals Attempted

19-20 ..17, 2x, last vs. Washington St (12/21/19)
Career.....21, vs. Virginia Tech (1/3/19)

3-Point Field Goals Made

19-20 2, vs. North Florida (11/13/19)
Career..... 2, vs. North Florida (11/13/19)

3-Point Field Goals Attempted

19-20 3, vs. North Florida (11/13/19)
Career..... 3, vs. North Florida (11/13/19)

Free Throws Made

19-207, at Boston College (2/23/20)
Career.....9, vs. Kansas (1/1/17)[^]

Free Throws Attempted

19-208, at Boston College (2/23/20)
Career..... 14, vs. Boston College (1/27/19)

Double-Doubles

19-207, last vs. UNCA (12/20/19)
Career.....42, last vs. UNCA (12/20/19)

Double-Digit Game

19-20 13
Career..... 64

2019-20 game-by-game

Opponent	Date	gs	min	Total		3-Pointers		Free throws		Rebounds				Other				pts	avg		
				fg-fga	pct	3fg-fga	pct	ft-fa	pct	off	def	tot	avg	pf	a	t/o	blk			stl	
JACKSON ST.	11/10/19	*	23	6-13	.462	1-1	1.000	3-5	.600	4	7	11	11.0	4	1	4	0	0	16	16.0	
NORTH FLORIDA	11/13/19	*	24	5-9	.556	2-3	.667	4-5	.800	2	1	3	7.0	3	1	1	1	3	16	16.0	
IUPUI	11/17/19	*	34	7-15	.467	1-1	1.000	5-7	.714	6	5	11	8.3	2	2	5	2	4	20	17.3	
vs N.C. A&T	11/22/19	*	28	7-11	.636	0-1	.000	4-5	.800	3	5	8	8.3	4	0	5	4	1	18	17.5	
at #19/20 DePaul	11/23/19	*	29	12-17	.706	0-0	.000	7-10	.700	6	12	18	10.2	2	1	6	0	0	31	20.2	
#7/5 OREGON STATE	11/29/19	*	29	6-16	.375	0-3	.000	1-1	1.000	2	5	7	9.7	1	1	2	1	0	13	19.0	
MIAMI (OH)	11/30/19	*	15	6-9	.667	0-0	.000	1-3	.333	1	3	4	8.9	4	0	3	0	2	13	18.1	
#14/16 INDIANA	12/04/19	*	31	3-11	.273	0-0	.000	5-8	.625	3	3	6	8.5	4	1	6	3	0	11	17.3	
BINGHAMTON	12/17/19		24	8-14	.571	0-0	.000	2-2	1.000	7	9	16	9.3	2	0	1	2	1	18	17.3	
UNC ASHEVILLE	12/20/19	*	22	8-11	.727	0-1	.000	1-1	1.000	1	11	12	9.6	1	1	1	2	0	17	17.3	
WASHINGTON ST.	12/21/19	*	31	6-17	.353	0-1	.000	3-5	.600	4	15	19	10.5	2	1	3	5	2	15	17.1	
WAKE FOREST	12/29/19	*	35	7-15	.467	0-0	.000	1-2	.500	6	6	12	10.6	1	1	4	1	0	15	16.9	
at Georgia Tech	01/02/20	*	28	3-6	.500	0-1	.000	3-4	.750	0	8	8	10.4	4	0	5	1	1	9	16.3	
at Boston College	02/23/20		17	4-8	.500	0-0	.000	7-8	.875	0	6	6	10.1	4	0	3	0	0	15	16.2	
Totals			12	370	88-172	.512	4-12	.333	47-66	.712	45	96	141	10.1	38	10	49	22	14	227	16.2

Games played: 14
Minutes/game: 26.4
Points/game: 16.2
FG Pct: 51.2
3FG Pct: 33.3
FT Pct: 71.2

Rebounds/game: 10.1
Assists/game: 0.7
Turnovers/game: 3.5
Assist/turnover ratio: 0.2
Steals/game: 1.0
Blocks/game: 1.6

Career Stats

Season	gp-gs	min/avg	Total		3-Point		F-Throws		Rebounds				Scoring							
			fg-fga	pct	fg-fga	pct	ft-fa	pct	off	def	tot	avg	pf	fo	ast	to	blk	stl	pts	avg
2015-16*	38-26	568/14.9	116-217	.535	0-0	.000	41-101	.406	86	147	233	6.1	66	0	25	69	60	25	273	7.2
2016-17*	32-10	464/14.5	104-189	.550	0-0	.000	59-102	.578	69	139	208	6.5	52	1	17	55	47	3	267	8.3
2018-19	33-32	976/29.6	223-423	.527	1-3	.333	103-178	.579	128	274	402	12.2	74	0	32	93	34	29	550	16.7
2019-20	14-12	370/26.4	88-172	.512	4-12	.333	47-66	.712	45	96	141	10.1	38	0	10	49	22	14	227	16.2
TOTAL	47-44	1346/28.6	311-595	.523	5-15	.333	150-244	.615	173	370	543	11.6	112	0	42	142	56	43	777	16.5
All*	117-80	2378/20.3	531-1001	.530	5-15	.333	250-447	.559	328	656	984	8.4	230	1	84	266	163	71	1317	11.3

* Statistics from prior team/school



44

C || Sydney Roby
Fr. || 6-3 || Milwaukee, Wis.

- Shot a perfect 4-of-4 in 13 minutes of action at Virginia Tech (2/2), tying her career-high at 11 points
- Earned her first collegiate start against Binghamton (12/17)
- Checked in among the Top 65 nationally in the Class of 2019 according to ASGR Basketball, ProspectsNation.com and espnW HoopGurlz
- Two-time AP First Team All-State honoree (Wisconsin)
- 2018-19 USA Today ALL-USA Wisconsin Girls Basketball Team
- Unanimous 2017-18 AP State Player of the Year, averaging 17.0 points, 11.0 rebounds and 2.7 blocks per game
- Mother, Essie Washington, played basketball at Grambling State and Howard University before playing professionally for the Virginia Wave of the WABA
- Cousin, Ericka Haney, started on Notre Dame's 2001 national championship team

PLAYER HIGHS

Minutes

19-20 17, 3x, last at UNC (1/16/20)
Career..... 17, 3x, last at UNC (1/16/20)

Points

19-20 11, vs. Miami (OH) (11/30/19)
Career..... 11, vs. Miami (OH) (11/30/19)

Rebounds

19-20 5, vs. Duke (2/9/20)
Career..... 5, vs. Duke (2/9/20)

Assists

19-20 ... 1, 4x, last at Georgia Tech (1/2/20)
Career... 1, 4x, last at Georgia Tech (1/2/20)

Steals

19-20 1, vs. Syracuse (1/12/20)
Career..... 1, vs. Syracuse (1/12/20)

Blocks

19-20 ... 3, 2x, last vs. Wake Forest (12/29/19)
Career... 3, 2x, last vs. Wake Forest (12/29/19)

Field Goals Made

19-20 5, vs. Miami (OH) (11/30/19)
Career..... 5, vs. Miami (OH) (11/30/19)

Field Goals Attempted

19-20 5, vs. Miami (OH) (11/30/19)
Career..... 5, vs. Miami (OH) (11/30/19)

3-Point Field Goals Made

19-20 N/A
Career..... N/A

3-Point Field Goals Attempted

19-20 N/A
Career..... N/A

Free Throws Made

19-20 4, 2x, last at UNC (1/16/20)
Career..... 4, 2x, last at UNC (1/16/20)

Free Throws Attempted

19-20 7, vs. Jackson St. (11/10/19)
Career..... 7, vs. Jackson St. (11/10/19)

Double-Doubles

19-20 N/A
Career..... N/A

Double-Digit Game

19-20 2
Career..... 2

2019-20 game-by-game

Opponent	Date	gs	min	Total		3-Pointers		Free throws		Rebounds				pf	a	t/o	blk	stl	pts	avg
				fg-fga	pct	3fg-fga	pct	ft-fa	pct	off	def	tot	avg							
JACKSON ST.	11/10/19	17	2-3	.667	0-0	.000	4-7	.571	0	2	2	2.0	4	0	0	2	0	8	8.0	
NORTH FLORIDA	11/13/19	11	2-3	.667	0-0	.000	2-3	.667	1	2	3	2.5	1	0	0	1	0	6	7.0	
IUPUI	11/17/19	5	1-2	.500	0-0	.000	1-1	1.000	0	0	0	1.7	2	0	3	0	1	3	5.7	
vs N.C. A&T	11/22/19	9	0-1	.000	0-0	.000	3-6	.500	2	2	4	2.3	4	0	1	1	0	3	5.0	
at #19/20 DePaul	11/23/19	7	0-0	.000	0-0	.000	0-0	.000	0	2	2	2.2	1	1	0	0	0	0	4.0	
#7/5 OREGON STATE	11/29/19	8	0-1	.000	0-0	.000	0-0	.000	0	0	0	1.8	3	0	2	0	0	0	3.3	
MIAMI (OH)	11/30/19	15	5-5	1.000	0-0	.000	1-1	1.000	1	1	2	1.9	2	0	0	0	0	11	4.4	
#14/16 INDIANA	12/04/19	8	0-2	.000	0-0	.000	1-2	.500	2	0	2	1.9	3	0	1	0	0	1	4.0	
BINGHAMTON	12/17/19	11	2-3	.667	0-0	.000	1-2	.500	2	1	3	2.0	0	1	0	0	0	5	4.1	
UNC ASHEVILLE	12/20/19	17	2-3	.667	0-0	.000	2-4	.500	3	1	4	2.2	5	1	1	3	0	6	4.3	
WASHINGTON ST.	12/21/19	1	0-0	.000	0-0	.000	0-0	.000	0	0	0	2.0	1	0	1	0	0	0	3.9	
WAKE FOREST	12/29/19	9	0-0	.000	0-0	.000	0-0	.000	0	1	1	1.9	2	0	0	3	0	0	3.6	
at Georgia Tech	01/02/20	6	0-1	.000	0-0	.000	2-2	1.000	0	0	0	1.8	1	1	0	0	0	2	3.5	
#8 FLORIDA STATE	01/05/20	12	0-2	.000	0-0	.000	0-0	.000	0	1	1	1.7	3	0	1	1	1	0	3.2	
#7 LOUISVILLE	01/09/20	9	0-2	.000	0-0	.000	0-0	.000	1	0	1	1.7	1	0	1	0	0	0	3.0	
SYRACUSE	01/12/20	7	0-0	.000	0-0	.000	3-4	.750	0	0	0	1.6	1	0	0	1	1	3	3.0	
at North Carolina	01/16/20	17	2-5	.400	0-0	.000	4-5	.800	2	0	2	1.6	0	0	1	2	0	8	3.3	
at Notre Dame	01/19/20	10	2-3	.667	0-0	.000	0-0	.000	2	1	3	1.7	0	0	0	0	0	4	3.3	
CLEMSON	01/23/20	5	0-0	.000	0-0	.000	0-0	.000	0	0	0	1.6	2	0	0	0	0	0	3.2	
at #14 Florida St.	01/26/20	1	0-1	.000	0-0	.000	0-0	.000	0	0	0	1.5	2	0	0	0	0	0	3.0	
GEORGIA TECH	01/30/20	3	0-0	.000	0-0	.000	0-0	.000	0	0	0	1.4	1	0	0	0	0	0	2.9	
at Virginia Tech	02/02/20	13	4-4	1.000	0-0	.000	3-7	.429	3	1	4	1.5	4	0	1	0	0	11	3.2	
DUKE	02/09/20	14	0-2	.000	0-0	.000	0-2	.000	1	4	5	1.7	4	0	1	0	0	0	3.1	
at Virginia	02/13/20	12	1-3	.333	0-0	.000	1-4	.250	1	3	4	1.8	2	0	1	1	0	3	3.1	
at Clemson	02/16/20	10	1-1	1.000	0-0	.000	2-4	.500	3	0	3	1.8	3	0	2	1	0	4	3.1	
#10 NC STATE	02/20/20	4	0-1	.000	0-0	.000	0-0	.000	0	0	0	1.8	1	0	1	0	0	0	3.0	
at Boston College	02/23/20	6	0-0	.000	0-0	.000	0-0	.000	0	1	1	1.7	3	0	1	0	0	0	2.9	
Totals		2	247	24-48	.500	0-0	.000	30-54	.556	24	23	47	1.7	56	4	19	16	3	78	2.9

Games played: 27
Minutes/game: 9.1
Points/game: 2.9
FG Pct: 50.0
FT Pct: 55.6

Rebounds/game: 1.7
Assists/game: 0.1
Turnovers/game: 0.7
Assist/turnover ratio: 0.2
Steals/game: 0.1
Blocks/game: 0.6

Career Stats

Season	gp-gs	min/avg	Total		3-Point		F-Throws		Rebounds				Scoring							
			fg-fga	pct	fg-fga	pct	ft-fa	pct	off	def	tot	avg	pf	fo	ast	to	blk	stl	pts	avg
2019-20	27-2	247/9.1	24-48	.500	0-0	.000	30-54	.556	24	23	47	1.7	56	1	4	19	16	3	78	2.9
TOTAL	27-2	247/9.1	24-48	.500	0-0	.000	30-54	.556	24	23	47	1.7	56	1	4	19	16	3	78	2.9



2019-20 overall statistics

RECORD:	OVERALL	HOME	AWAY	NEUTRAL
ALL GAMES	13-14	11-6	1-8	1-0
CONFERENCE	5-11	4-4	1-7	0-0
NON-CONFERENCE	8-3	7-2	0-1	1-0

#	Player	gp-gs	min	avg	Total		3-Point		F-Throw		Rebounds		pf	dq	a	to	blk	stl	pts	avg		
					fg-fga	fg%	3fg-fga	3fg%	ft-fa	ft%	off	def									tot	avg
32	Beatrice Mompremier	14-12	370	26.4	88-172	.512	4-12	.333	47-66	.712	45	96	141	10.1	38	0	10	49	22	14	227	16.2
05	Mykea Gray	27-27	784	29.0	110-314	.350	49-153	.320	77-96	.802	13	57	70	2.6	50	0	76	85	1	60	346	12.8
20	Kelsey Marshall	27-27	742	27.5	103-265	.389	62-177	.350	31-43	.721	5	58	63	2.3	57	2	67	52	6	25	299	11.1
04	Endia Banks	27-27	797	29.5	73-192	.380	16-55	.291	34-55	.618	24	73	97	3.6	37	0	86	68	3	30	196	7.3
03	Destiny Harden	22-12	353	16.0	41-113	.363	12-37	.324	17-27	.630	29	54	83	3.8	51	1	8	32	8	19	111	5.0
13	Taylor Mason	25-0	461	18.4	39-121	.322	13-47	.277	27-37	.730	8	34	42	1.7	29	0	25	30	3	15	118	4.7
21	Brianna Jackson	27-15	453	16.8	46-91	.505	1-6	.167	25-41	.610	37	80	117	4.3	76	4	10	25	37	27	118	4.4
15	Jamir Huston	27-10	438	16.2	34-85	.400	1-3	.333	12-34	.353	54	62	116	4.3	62	0	15	31	6	21	81	3.0
44	Sydnee Roby	27-2	247	9.1	24-48	.500	0-0	.000	30-54	.556	24	23	47	1.7	56	1	4	19	16	3	78	2.9
01	Moulayna Johnson Sid	22-3	359	16.3	20-73	.274	10-42	.238	8-16	.500	19	34	53	2.4	18	0	14	23	1	8	58	2.6
12	Jacaira Allen	12-0	109	9.1	9-27	.333	1-4	.250	4-8	.500	11	7	18	1.5	15	0	5	13	0	6	23	1.9
22	Yasmeen Chang	16-0	116	7.3	9-36	.250	1-7	.143	7-11	.636	5	10	15	0.9	16	0	7	12	1	9	26	1.6
00	Kenza Salgues	23-0	196	8.5	11-43	.256	11-41	.268	4-6	.667	1	12	13	0.6	10	0	9	17	0	0	37	1.6
Team											79	62	141				19					
Total.....		27	5425		607-1580	.384	181-584	.310	323-494	.654	354	662	1016	37.6	515	8	336	475	104	237	1718	63.6
Opponents.....		27	5425		637-1582	.403	156-503	.310	349-467	.747	323	683	1006	37.3	476	-	392	451	75	184	1779	65.9

TEAM STATISTICS	UM	OPP	Date	Opponent	Score	Att.
SCORING	1718	1779	11/10/19	JACKSON ST.	w 83-68	917
Points per game	63.6	65.9	11/13/19	NORTH FLORIDA	w 78-55	4017
Scoring margin	-2.3	-	11/17/19	IUPUI	w 74-65	863
FIELD GOALS-ATT	607-1580	637-1582	# 11/22/19	vs N.C. A&T	w 68-67	3062
Field goal pct	.384	.403	# 11/23/19	at #19/20 DePaul	L 83-89	1608
3 POINT FG-ATT	181-584	156-503	^ 11/29/19	#7/5 OREGON STATE	L 53-75	1336
3-point FG pct	.310	.310	^ 11/30/19	MIAMI (OH)	w 80-62	823
3-pt FG made per game	6.7	5.8	12/04/19	#14/16 INDIANA	L 45-58	848
FREE THROWS-ATT	323-494	349-467	12/17/19	BINGHAMTON	w 79-56	983
Free throw pct	.654	.747	& 12/20/19	UNC ASHEVILLE	w 75-46	733
F-Throws made per game	12.0	12.9	12/21/19	WASHINGTON ST.	w 74-68	782
REBOUNDS	1016	1006	* 12/29/19	WAKE FOREST	w 59-56	988
Rebounds per game	37.6	37.3	* 01/02/20	at Georgia Tech	L 54-61	1235
Rebounding margin	+0.4	-	* 01/05/20	#8 FLORIDA STATE	L 62-73	1984
ASSISTS	336	392	* 01/09/20	#7 LOUISVILLE	L 41-87	930
Assists per game	12.4	14.5	* 01/12/20	SYRACUSE	w 77-62	951
TURNOVERS	475	451	* 01/16/20	at North Carolina	L 58-78	1535
Turnovers per game	17.6	16.7	* 01/19/20	at Notre Dame	L 53-76	8059
Turnover margin	-0.9	-	* 01/23/20	CLEMSON	w 68-64	1316
Assist/turnover ratio	0.7	0.9	* 01/26/20	at #14 Florida St.	L 61-79	4569
STEALS	237	184	* 01/30/20	GEORGIA TECH	Wot 54-49	847
Steals per game	8.8	6.8	* 02/02/20	at Virginia Tech	L 45-69	1629
BLOCKS	104	75	* 02/09/20	DUKE	L 55-74	1435
Blocks per game	3.9	2.8	* 02/13/20	at Virginia	L 64-69	2351
ATTENDANCE	21155	26788	* 02/16/20	at Clemson	w 63-48	1384
Home games-Avg/Game	17-1244	9-2636	* 02/20/20	#10 NC STATE	L 48-50	1402
Neutral site-Avg/Game	-	1-3062	* 02/23/20	at Boston College	L 64-75	1356

* = Conference game

Score by Periods	1st	2nd	3rd	4th	OT	Totals
Miami (FL)	421	423	409	455	10	1718
Opponents	390	388	470	526	5	1779



2019-20 conference statistics

RECORD:	OVERALL	HOME	AWAY	NEUTRAL
ALL GAMES	5-11	4-4	1-7	0-0
CONFERENCE	5-11	4-4	1-7	0-0
NON-CONFERENCE	0-0	0-0	0-0	0-0

#	Player	gp-gs	min	avg	Total		3-Point		F-Throw		Rebounds			pf	dq	a	to	blk	stl	pts	avg	
					fg-fga	fg%	3fg-fga	3fg%	ft-fa	ft%	off	def	tot									
05	Mykea Gray	16-16	512	32.0	71-199	.357	35-104	.337	48-60	.800	7	40	47	2.9	33	0	48	61	1	45	225	14.1
32	Beatrice Mompremier	3-2	80	26.7	14-29	.483	0-1	.000	11-14	.786	6	20	26	8.7	9	0	1	12	2	1	39	13.0
20	Kelsey Marshall	16-16	441	27.6	63-163	.387	36-105	.343	17-26	.654	1	29	30	1.9	36	2	38	31	4	18	179	11.2
03	Destiny Harden	15-12	316	21.1	39-104	.375	12-36	.333	15-23	.652	26	49	75	5.0	42	1	8	26	8	14	105	7.0
21	Brianna Jackson	16-13	322	20.1	32-71	.451	0-3	.000	19-33	.576	26	54	80	5.0	44	1	6	19	29	17	83	5.2
04	Endia Banks	16-16	471	29.4	28-102	.275	6-27	.222	14-24	.583	12	42	54	3.4	24	0	49	38	2	15	76	4.8
13	Taylor Mason	15-0	269	17.9	21-75	.280	10-37	.270	15-21	.714	6	19	25	1.7	17	0	13	15	2	6	67	4.5
15	Jamir Huston	16-4	270	16.9	20-56	.357	0-1	.000	5-18	.278	24	30	54	3.4	39	0	9	18	3	14	45	2.8
44	Sydnee Roby	16-1	138	8.6	10-25	.400	0-0	.000	15-28	.536	13	12	25	1.6	30	0	1	10	9	2	35	2.2
12	Jacaira Allen	10-0	88	8.8	8-21	.381	1-4	.250	3-6	.500	10	6	16	1.6	13	0	2	12	0	5	20	2.0
00	Kenza Salgues	14-0	138	9.9	8-29	.276	8-28	.286	1-2	.500	1	8	9	0.6	5	0	5	10	0	0	25	1.8
01	Moulayna Johnson Sid	12-0	140	11.7	7-28	.250	3-18	.167	1-4	.250	7	14	21	1.8	10	0	1	12	0	3	18	1.5
22	Yasmeen Chang	7-0	40	5.7	3-14	.214	1-3	.333	2-2	1.000	1	2	3	0.4	7	0	3	4	0	0	9	1.3
Team											52	25	77				11					
Total.....		16	3225		324-916	.354	112-367	.305	166-261	.636	192	350	542	33.9	309	4	184	279	60	140	926	57.9
Opponents.....		16	3225		381-903	.422	81-258	.314	227-305	.744	199	435	634	39.6	250	-	235	274	44	112	1070	66.9

TEAM STATISTICS	UM	OPP	Date	Opponent	Score	Att.
SCORING	926	1070	* 12/29/19	WAKE FOREST	W 59-56	988
Points per game	57.9	66.9	* 01/02/20	at Georgia Tech	L 54-61	1235
Scoring margin	-9.0	-	* 01/05/20	#8 FLORIDA STATE	L 62-73	1984
FIELD GOALS-ATT	324-916	381-903	* 01/09/20	#7 LOUISVILLE	L 41-87	930
Field goal pct	.354	.422	* 01/12/20	SYRACUSE	W 77-62	951
3 POINT FG-ATT	112-367	81-258	* 01/16/20	at North Carolina	L 58-78	1535
3-point FG pct	.305	.314	* 01/19/20	at Notre Dame	L 53-76	8059
3-pt FG made per game	7.0	5.1	* 01/23/20	CLEMSON	W 68-64	1316
FREE THROWS-ATT	166-261	227-305	* 01/26/20	at #14 Florida St.	L 61-79	4569
Free throw pct	.636	.744	* 01/30/20	GEORGIA TECH	Wot 54-49	847
F-Throws made per game	10.4	14.2	* 02/02/20	at Virginia Tech	L 45-69	1629
REBOUNDS	542	634	* 02/09/20	DUKE	L 55-74	1435
Rebounds per game	33.9	39.6	* 02/13/20	at Virginia	L 64-69	2351
Rebounding margin	-5.7	-	* 02/16/20	at Clemson	W 63-48	1384
ASSISTS	184	235	* 02/20/20	#10 NC STATE	L 48-50	1402
Assists per game	11.5	14.7	* 02/23/20	at Boston College	L 64-75	1356
TURNOVERS	279	274	* = Conference game			
Turnovers per game	17.4	17.1				
Turnover margin	-0.3	-				
Assist/turnover ratio	0.7	0.9				
STEALS	140	112				
Steals per game	8.8	7.0				
BLOCKS	60	44				
Blocks per game	3.8	2.8				
ATTENDANCE	9853	22118				
Home games-Avg/Game	8-1232	8-2765				
Neutral site-Avg/Game	-	0-0				

Score by Periods	1st	2nd	3rd	4th	OT	Totals
Miami (FL)	214	240	222	240	10	926
Opponents	225	252	275	313	5	1070



miami game-by-game

Opponent	Date	Score	W	Total		3-Pointers		Free throws		Rebounds				pf	a	t/o	blk	stl	pts	avg
				fg-fga	pct	3fg-fga	pct	ft-fa	pct	off	def	tot	avg							
JACKSON ST.	11/10/19	83-68	W	29-58	.500	11-24	.458	14-30	.467	16	28	44	44.0	23	19	27	8	11	83	83.0
NORTH FLORIDA	11/13/19	78-55	W	30-61	.492	9-25	.360	9-17	.529	12	28	40	42.0	16	16	11	4	11	78	80.5
IUPUI	11/17/19	74-65	W	25-56	.446	5-15	.333	19-22	.864	11	21	32	38.7	16	14	18	2	15	74	78.3
vs N.C. A&T	11/22/19	68-67	W	23-62	.371	7-24	.292	15-22	.682	20	20	40	39.0	27	14	24	10	15	68	75.8
at #19/20 DePaul	11/23/19	83-89	L	27-56	.482	6-17	.353	23-33	.697	15	35	50	41.2	19	14	23	1	4	83	77.2
#7/5 OREGON STATE	11/29/19	53-75	L	19-54	.352	3-20	.150	12-17	.706	9	21	30	39.3	18	9	16	1	7	53	73.2
MIAMI (OH)	11/30/19	80-62	W	32-60	.533	6-19	.316	10-17	.588	13	39	52	41.1	15	20	24	1	5	80	74.1
#14/16 INDIANA	12/04/19	45-58	L	13-60	.217	4-18	.222	15-22	.682	19	27	46	41.8	19	4	18	4	5	45	70.5
BINGHAMTON	12/17/19	79-56	W	32-78	.410	6-21	.286	9-11	.818	22	36	58	43.6	18	16	16	2	9	79	71.4
UNC ASHEVILLE	12/20/19	75-46	W	27-58	.466	8-22	.364	13-17	.765	12	27	39	43.1	25	18	7	6	7	75	71.8
WASHINGTON ST.	12/21/19	74-68	W	26-61	.426	4-12	.333	18-25	.720	13	30	43	43.1	10	8	12	5	8	74	72.0
WAKE FOREST	12/29/19	59-56	W	25-58	.431	6-16	.375	3-9	.333	14	27	41	42.9	14	15	17	8	6	59	70.9
at Georgia Tech	01/02/20	54-61	L	19-52	.365	6-23	.261	10-13	.769	7	25	32	42.1	16	11	18	2	8	54	69.6
#8 FLORIDA STATE	01/05/20	62-73	L	24-64	.375	7-20	.350	7-17	.412	20	16	36	41.6	24	11	21	1	13	62	69.1
#7 LOUISVILLE	01/09/20	41-87	L	13-64	.203	4-27	.148	11-19	.579	16	17	33	41.1	16	5	11	6	3	41	67.2
SYRACUSE	01/12/20	77-62	W	27-52	.519	8-20	.400	15-20	.750	12	21	33	40.6	16	16	18	6	16	77	67.8
at North Carolina	01/16/20	58-78	L	19-56	.339	6-26	.231	14-18	.778	12	22	34	40.2	22	9	19	4	5	58	67.2
at Notre Dame	01/19/20	53-76	L	22-66	.333	4-23	.174	5-5	1.000	13	20	33	39.8	16	10	16	4	8	53	66.4
CLEMSON	01/23/20	68-64	W	24-61	.393	8-27	.296	12-18	.667	14	17	31	39.3	18	18	10	4	9	68	66.5
at #14 Florida St.	01/26/20	61-79	L	24-65	.369	6-25	.240	7-14	.500	9	18	27	38.7	27	12	10	5	10	61	66.2
GEORGIA TECH	01/30/20	54-49	Wot	17-52	.327	3-14	.214	17-22	.773	9	27	36	38.6	10	12	19	5	12	54	65.7
at Virginia Tech	02/02/20	45-69	L	14-61	.230	6-23	.261	11-23	.478	22	20	42	38.7	23	10	21	2	9	45	64.7
DUKE	02/09/20	55-74	L	19-55	.345	7-23	.304	10-15	.667	9	22	31	38.4	20	10	21	0	8	55	64.3
at Virginia	02/13/20	64-69	L	21-49	.429	13-29	.448	9-13	.692	4	23	27	37.9	22	14	24	4	7	64	64.3
at Clemson	02/16/20	63-48	W	20-52	.385	13-27	.481	10-18	.556	11	21	32	37.7	19	12	19	3	10	63	64.2
#10 NC STATE	02/20/20	48-50	L	16-55	.291	8-25	.320	8-12	.667	8	25	33	37.5	15	12	13	4	11	48	63.6
at Boston College	02/23/20	64-75	L	20-54	.370	7-19	.368	17-25	.680	12	29	41	37.6	31	7	22	2	5	64	63.6
Miami (FL)		1718		607-1580	.384	181-584	.310	323-494	.654	354	662	1016	37.6	515	336	475	104	237	1718	63.6
Opponents		1779		637-1582	.403	156-503	.310	349-467	.747	323	683	1006	37.3	476	392	451	75	184	1779	65.9

Games played: 27
Points/game: 63.6
FG Pct: 38.4
3FG Pct: 31.0
FT Pct: 65.4

Rebounds/game: 37.6
Assists/game: 12.4
Turnovers/game: 17.6
Assist/turnover ratio: 0.7
Steals/game: 8.8
Blocks/game: 3.9



opponent game-by-game

Opponent	Date	Score	W	Total		3-Pointers		Free throws		Rebounds				pf	a	t/o	blk	stl	pts	avg
				fg-fga	pct	3fg-fga	pct	ft-fa	pct	off	def	tot	avg							
JACKSON ST.	11/10/19	83-68	W	25-73	.342	2-13	.154	16-27	.593	24	20	44	44.0	25	12	22	4	9	68	68.0
NORTH FLORIDA	11/13/19	78-55	W	19-57	.333	6-26	.231	11-11	1.000	8	23	31	37.5	19	13	18	2	6	55	61.5
IUPUI	11/17/19	74-65	W	26-52	.500	8-19	.421	5-6	.833	6	20	26	33.7	24	15	23	0	5	65	62.7
vs N.C. A&T	11/22/19	68-67	W	23-54	.426	2-11	.182	19-26	.731	13	22	35	34.0	23	14	23	3	6	67	63.8
at #19/20 DePaul	11/23/19	83-89	L	28-77	.364	17-48	.354	16-17	.941	15	17	32	33.6	24	20	10	2	11	89	68.8
#7/5 OREGON STATE	11/29/19	53-75	L	28-57	.491	12-33	.364	7-11	.636	8	28	36	34.0	17	19	16	2	2	75	69.8
MIAMI (OH)	11/30/19	80-62	W	22-72	.306	4-19	.211	14-15	.933	11	18	29	33.3	21	15	10	4	12	62	68.7
#14/16 INDIANA	12/04/19	45-58	L	21-56	.375	5-17	.294	11-14	.786	8	31	39	34.0	18	13	13	7	9	58	67.4
BINGHAMTON	12/17/19	79-56	W	22-62	.355	7-24	.292	5-6	.833	5	25	30	33.6	16	17	16	3	2	56	66.1
UNC ASHEVILLE	12/20/19	75-46	W	14-55	.255	4-15	.267	14-22	.636	18	21	39	34.1	18	5	13	1	4	46	64.1
WASHINGTON ST.	12/21/19	74-68	W	28-64	.438	8-20	.400	4-7	.571	8	23	31	33.8	21	14	13	3	6	68	64.5
WAKE FOREST	12/29/19	59-56	W	22-62	.355	3-16	.188	9-13	.692	14	21	35	33.9	15	9	14	1	7	56	63.8
at Georgia Tech	01/02/20	54-61	L	23-56	.411	2-12	.167	13-20	.650	12	27	39	34.3	11	11	13	1	8	61	63.5
#8 FLORIDA STATE	01/05/20	62-73	L	23-44	.523	7-12	.583	20-29	.690	7	26	33	34.2	13	14	21	2	10	73	64.2
#7 LOUISVILLE	01/09/20	41-87	L	35-63	.556	7-18	.389	10-12	.833	12	37	49	35.2	17	25	11	6	7	87	65.7
SYRACUSE	01/12/20	77-62	W	24-60	.400	6-19	.316	8-15	.533	18	16	34	35.1	17	8	20	4	7	62	65.5
at North Carolina	01/16/20	58-78	L	25-58	.431	5-14	.357	23-28	.821	11	26	37	35.2	13	18	10	1	10	78	66.2
at Notre Dame	01/19/20	53-76	L	30-60	.500	7-10	.700	9-11	.818	11	31	42	35.6	10	23	16	2	7	76	66.8
CLEMSON	01/23/20	68-64	W	23-59	.390	5-19	.263	13-19	.684	22	25	47	36.2	18	15	18	3	4	64	66.6
at #14 Florida St.	01/26/20	61-79	L	24-45	.533	7-19	.368	24-31	.774	6	33	39	36.3	16	17	17	2	4	79	67.2
GEORGIA TECH	01/30/20	54-49	Wot	20-66	.303	4-20	.200	5-6	.833	19	28	47	36.9	17	13	23	1	5	49	66.4
at Virginia Tech	02/02/20	45-69	L	21-51	.412	8-20	.400	19-23	.826	10	28	38	36.9	20	13	20	2	10	69	66.5
DUKE	02/09/20	55-74	L	27-54	.500	8-20	.400	12-16	.750	7	30	37	36.9	14	21	18	5	9	74	66.8
at Virginia	02/13/20	64-69	L	22-55	.400	3-8	.375	22-24	.917	10	23	33	36.8	17	9	17	4	9	69	66.9
at Clemson	02/16/20	63-48	W	18-48	.375	4-13	.308	8-13	.615	11	24	35	36.7	17	10	23	6	5	48	66.2
#10 NC STATE	02/20/20	48-50	L	19-55	.345	4-19	.211	8-13	.615	13	32	45	37.0	12	14	20	3	4	50	65.5
at Boston College	02/23/20	64-75	L	25-67	.373	1-19	.053	24-32	.750	16	28	44	37.3	23	15	13	1	6	75	65.9
Opponents		1779		637-1582	.403	156-503	.310	349-467	.747	323	683	1006	37.3	476	392	451	75	184	1779	65.9
Miami (FL)		1718		607-1580	.384	181-584	.310	323-494	.654	354	662	1016	37.6	515	336	475	104	237	1718	63.6

Games played: 27
Points/game: 65.9
FG Pct: 40.3
3FG Pct: 31.0
FT Pct: 74.7

Rebounds/game: 37.3
Assists/game: 14.5
Turnovers/game: 16.7
Assist/turnover ratio: 0.9
Steals/game: 6.8
Blocks/game: 2.8



game-by-game highs

Opponent	Date	Score	Points	Rebounds	Assists	Steals	Blocked shots
JACKSON ST.	11/10/19	83-68	18-Kelsey Marshall	11-Beatrice Mompremi	6-Endia Banks	3-Endia Banks	4-Brianna Jackson
NORTH FLORIDA	11/13/19	78-55	16-Kelsey Marshall Beatrice Mompremie	6-Brianna Jackson	5-Endia Banks	3-Beatrice Mompremi	2-Brianna Jackson
IUPUI	11/17/19	74-65	23-Endia Banks	11-Beatrice Mompremi	4-Endia Banks Kelsey Marshall	5-Endia Banks	2-Beatrice Mompremi
vs N.C. A&T	11/22/19	68-67	19-Mykea Gray	8-Beatrice Mompremi	6-Endia Banks	5-Mykea Gray	4-Beatrice Mompremi
at #19/20 DePaul	11/23/19	83-89	31-Beatrice Mompremi	18-Beatrice Mompremi	4-Moulayna Johnson	3-Endia Banks	1-Brianna Jackson
#7/5 OREGON STATE	11/29/19	53-75	13-Beatrice Mompremi	7-Beatrice Mompremi	2-Kelsey Marshall Mykea Gray	2-Taylor Mason Brianna Jackson	1-Beatrice Mompremi
MIAMI (OH)	11/30/19	80-62	13-Beatrice Mompremi	13-Jamir Huston	5-Kelsey Marshall	2-Beatrice Mompremi	1-Taylor Mason
#14/16 INDIANA	12/04/19	45-58	13-Endia Banks	8-Jamir Huston	1-Beatrice Mompremi Jamir Huston Kelsey Marshall Moulayna Johnson	1-Jamir Huston Taylor Mason Endia Banks Mykea Gray Yasmeen Chang	3-Beatrice Mompremi
BINGHAMTON	12/17/19	79-56	18-Beatrice Mompremi	16-Beatrice Mompremi	5-Mykea Gray	3-Jamir Huston Mykea Gray	2-Beatrice Mompremi
UNC ASHEVILLE	12/20/19	75-46	17-Beatrice Mompremi	12-Beatrice Mompremi	3-Endia Banks Jacaira Allen	3-Destiny Harden	3-Sydnee Roby
WASHINGTON ST.	12/21/19	74-68	18-Kelsey Marshall	19-Beatrice Mompremi	2-Kelsey Marshall Mykea Gray Taylor Mason	3-Taylor Mason	5-Beatrice Mompremi
WAKE FOREST	12/29/19	59-56	17-Mykea Gray	12-Beatrice Mompremi	4-Mykea Gray	3-Mykea Gray	3-Sydnee Roby
at Georgia Tech	01/02/20	54-61	14-Kelsey Marshall	8-Beatrice Mompremi	4-Mykea Gray	4-Mykea Gray	1-Brianna Jackson Beatrice Mompremie
#8 FLORIDA STATE	01/05/20	62-73	21-Mykea Gray	10-Brianna Jackson	4-Endia Banks	3-Brianna Jackson Kelsey Marshall	1-Sydnee Roby
#7 LOUISVILLE	01/09/20	41-87	13-Brianna Jackson	6-Brianna Jackson	2-Kelsey Marshall Endia Banks	1-Kelsey Marshall Mykea Gray Jacaira Allen	4-Brianna Jackson
SYRACUSE	01/12/20	77-62	20-Mykea Gray	6-Destiny Harden	4-Kelsey Marshall Endia Banks	4-Mykea Gray	3-Brianna Jackson
at North Carolina	01/16/20	58-78	21-Mykea Gray	6-Destiny Harden Mykea Gray Brianna Jackson	5-Mykea Gray	2-Kelsey Marshall	2-Sydnee Roby Brianna Jackson
at Notre Dame	01/19/20	53-76	16-Mykea Gray	8-Destiny Harden	3-Kelsey Marshall	4-Mykea Gray	2-Destiny Harden
CLEMSON	01/23/20	68-64	22-Kelsey Marshall	7-Destiny Harden	6-Endia Banks Mykea Gray	3-Mykea Gray	2-Destiny Harden
at #14 Florida St.	01/26/20	61-79	21-Kelsey Marshall	6-Destiny Harden	4-Endia Banks	6-Mykea Gray	5-Brianna Jackson
GEORGIA TECH	01/30/20	54-49	16-Mykea Gray	10-Jamir Huston	3-Kelsey Marshall Jamir Huston	5-Mykea Gray	3-Brianna Jackson
at Virginia Tech	02/02/20	45-69	13-Destiny Harden	9-Brianna Jackson	3-Yasmeen Chang	4-Jamir Huston	2-Brianna Jackson
DUKE	02/09/20	55-74	27-Mykea Gray	5-Sydnee Roby Destiny Harden	4-Endia Banks	5-Mykea Gray	None
at Virginia	02/13/20	64-69	25-Kelsey Marshall	5-Brianna Jackson	4-Mykea Gray Kelsey Marshall	3-Brianna Jackson	1-Kelsey Marshall Jamir Huston Sydnee Roby Brianna Jackson
at Clemson	02/16/20	63-48	17-Mykea Gray	7-Brianna Jackson	4-Mykea Gray	3-Endia Banks Brianna Jackson	2-Brianna Jackson
#10 NC STATE	02/20/20	48-50	15-Destiny Harden	7-Brianna Jackson	5-Endia Banks	4-Brianna Jackson	3-Brianna Jackson



individual game highs

Miami (FL) - INDIVIDUAL GAME HIGHS

Table with 3 columns: Stat, Value, and Game/Date. Rows include Points, Field Goals Made, Field Goal Att., FG Pct, 3-Point FG Made, 3-Point FG Att., 3-Pt FG Pct, Free Throws Made, Free Throw Att., FT Pct, Rebounds, Assists, Steals, Blocked Shots, and Turnovers.

OPPONENT INDIVIDUAL GAME HIGHS

Table with 3 columns: Stat, Value, and Game/Date. Rows include Points, Field Goals Made, Field Goal Att., FG Pct, 3-Point FG Made, 3-Point FG Att., 3-Pt FG Pct, Free Throws Made, Free Throw Att., FT Pct, Rebounds, Blocked Shots, Turnovers, and Fouls.



team game highs/lows

Miami (FL) - TEAM GAME HIGHS

Table with 3 columns: Statistic, Value, and Opponent/Date. Rows include POINTS, FIELD GOALS MADE, FIELD GOAL ATTEMPTS, etc.

Miami (FL) - GAME LOWS

Table with 3 columns: Statistic, Value, and Opponent/Date. Rows include POINTS, FIELD GOALS MADE, FIELD GOAL ATTEMPTS, etc.

Opponent - GAME HIGHS

Table with 3 columns: Statistic, Value, and Opponent/Date. Rows include POINTS, FIELD GOALS MADE, FIELD GOAL ATTEMPTS, etc.

Opponent - GAME LOWS

Table with 3 columns: Statistic, Value, and Opponent/Date. Rows include POINTS, FIELD GOALS MADE, FIELD GOAL ATTEMPTS, etc.



points-rebounds-assists

Opponent	Date	Score		00	01	03	04	05	12	13
				SALGUES,KE	SID,MOULAY	HARDEN,DES	BANKS,ENDI	GRAY,MYKEA	ALLEN,JACA	MASON,TAYL
JACKSON ST.	11/10/19	83-68	w	0-0-0	3-2-3	0-1-0	11-3-6	12-2-4	DNP	DNP
NORTH FLORIDA	11/13/19	78-55	w	0-0-1	7-2-1	0-0-0	6-5-5	8-2-3	DNP	8-1-2
IUPUI	11/17/19	74-65	w	0-0-0	0-1-1	DNP	23-3-4	16-2-2	DNP	4-1-1
vs N.C. A&T	11/22/19	68-67	w	DNP	5-6-0	0-0-0	7-2-6	19-2-1	DNP	4-0-1
at #19/20 DePaul	11/23/19	83-89	L	DNP	10-6-4	DNP	9-6-3	0-4-3	DNP	3-0-0
#7/5 OREGON STATE	11/29/19	53-75	L	0-0-0	3-2-1	0-1-0	12-4-1	6-1-2	DNP	9-1-1
MIAMI (OH)	11/30/19	80-62	w	3-2-0	3-3-2	2-1-0	5-3-4	10-3-4	DNP	10-4-3
#14/16 INDIANA	12/04/19	45-58	L	0-0-0	3-5-1	DNP	13-5-0	7-2-0	DNP	6-4-0
BINGHAMTON	12/17/19	79-56	w	2-0-1	2-3-0	2-4-0	12-5-4	15-2-5	0-0-0	5-2-0
UNC ASHEVILLE	12/20/19	75-46	w	7-2-2	DNP	2-1-0	8-4-3	13-2-2	3-2-3	2-2-2
WASHINGTON ST.	12/21/19	74-68	w	0-0-0	4-2-0	DNP	14-3-1	15-1-2	DNP	0-2-2
WAKE FOREST	12/29/19	59-56	w	0-0-0	5-4-1	DNP	7-3-3	17-2-4	0-0-0	2-0-0
at Georgia Tech	01/02/20	54-61	L	0-0-0	0-3-0	0-0-0	5-3-2	10-3-4	DNP	7-4-2
#8 FLORIDA STATE	01/05/20	62-73	L	6-1-2	DNP	7-5-0	2-4-4	21-2-3	0-4-0	2-2-0
#7 LOUISVILLE	01/09/20	41-87	L	0-1-0	DNP	3-4-0	0-2-2	3-1-1	9-5-0	3-5-0
SYRACUSE	01/12/20	77-62	w	DNP	DNP	6-6-1	6-2-4	20-2-3	4-2-1	5-4-3
at North Carolina	01/16/20	58-78	L	3-2-0	0-0-0	12-6-0	0-2-2	15-6-5	2-1-0	3-1-0
at Notre Dame	01/19/20	53-76	L	0-1-1	4-4-0	7-8-1	6-3-2	16-5-1	DNP	4-2-1
CLEMSON	01/23/20	68-64	w	3-0-1	0-1-0	9-7-2	2-4-6	16-1-6	DNP	0-0-1
at #14 Florida St.	01/26/20	61-79	L	0-0-0	0-2-0	4-6-2	10-0-4	12-4-3	0-2-0	0-1-0
GEORGIA TECH	01/30/20	54-49	w	0-0-0	0-0-0	7-5-1	9-7-2	16-2-2	0-0-0	5-0-1
at Virginia Tech	02/02/20	45-69	L	3-1-0	DNP	13-5-0	2-3-1	0-2-1	1-2-0	8-1-2
DUKE	02/09/20	55-74	L	0-0-0	0-0-0	13-5-0	4-3-4	27-4-2	DNP	0-0-0
at Virginia	02/13/20	64-69	L	6-1-1	3-2-0	5-4-0	4-2-3	14-2-4	4-0-1	DNP
at Clemson	02/16/20	63-48	w	1-1-0	0-0-0	0-1-0	11-5-2	17-5-4	0-0-0	12-1-3
#10 NC STATE	02/20/20	48-50	L	DNP	6-3-0	15-7-1	2-6-5	11-3-3	DNP	1-3-0
at Boston College	02/23/20	64-75	L	3-1-0	0-2-0	4-6-0	6-5-3	4-3-2	DNP	15-1-0

Opponent	Date	Score		15	20	21	22	32	44
				HUSTON,JAM	MARSHALL,K	JACKSON,BR	CHANG,YASM	MOMPRIEMER	ROBY,SYDNE
JACKSON ST.	11/10/19	83-68	w	6-5-0	18-4-4	6-4-0	3-3-1	16-11-1	8-2-0
NORTH FLORIDA	11/13/19	78-55	w	0-4-1	16-4-1	4-6-1	7-3-0	16-3-1	6-3-0
IUPUI	11/17/19	74-65	w	0-2-0	8-5-4	0-3-0	0-0-0	20-11-2	3-0-0
vs N.C. A&T	11/22/19	68-67	w	0-2-0	10-2-3	2-3-2	0-2-1	18-8-0	3-4-0
at #19/20 DePaul	11/23/19	83-89	L	4-5-0	22-5-2	4-0-0	DNP	31-18-1	0-2-1
#7/5 OREGON STATE	11/29/19	53-75	L	1-4-0	3-2-2	6-3-0	0-0-1	13-7-1	0-0-0
MIAMI (OH)	11/30/19	80-62	w	4-13-1	3-3-5	9-4-0	7-1-1	13-4-0	11-2-0
#14/16 INDIANA	12/04/19	45-58	L	4-8-1	0-2-1	0-5-0	0-0-0	11-6-1	1-2-0
BINGHAMTON	12/17/19	79-56	w	7-9-1	11-2-3	0-4-1	0-2-0	18-16-0	5-3-1
UNC ASHEVILLE	12/20/19	75-46	w	2-5-2	11-1-2	4-2-0	0-1-0	17-12-1	6-4-1
WASHINGTON ST.	12/21/19	74-68	w	8-5-0	18-3-2	0-3-0	DNP	15-19-1	0-0-0
WAKE FOREST	12/29/19	59-56	w	1-5-2	12-5-3	0-1-1	DNP	15-12-1	0-1-0
at Georgia Tech	01/02/20	54-61	L	4-6-0	14-0-2	3-1-0	DNP	9-8-0	2-0-1
#8 FLORIDA STATE	01/05/20	62-73	L	7-1-0	3-0-2	14-10-0	0-0-0	DNP	0-1-0
#7 LOUISVILLE	01/09/20	41-87	L	0-2-0	3-1-2	13-6-0	7-0-0	DNP	0-1-0
SYRACUSE	01/12/20	77-62	w	8-2-0	19-3-4	4-4-0	2-1-0	DNP	3-0-0
at North Carolina	01/16/20	58-78	L	0-3-0	5-1-2	4-6-0	0-0-0	DNP	8-2-0
at Notre Dame	01/19/20	53-76	L	2-3-0	10-0-3	0-0-1	0-0-0	DNP	4-3-0
CLEMSON	01/23/20	68-64	w	6-4-0	22-1-2	10-5-0	DNP	DNP	0-0-0
at #14 Florida St.	01/26/20	61-79	L	2-0-0	21-2-3	12-5-0	DNP	DNP	0-0-0
GEORGIA TECH	01/30/20	54-49	w	8-10-3	7-4-3	2-5-0	0-0-0	DNP	0-0-0
at Virginia Tech	02/02/20	45-69	L	3-7-2	0-1-0	4-9-1	0-2-3	DNP	11-4-0
DUKE	02/09/20	55-74	L	2-4-1	5-4-2	4-3-1	DNP	DNP	0-5-0
at Virginia	02/13/20	64-69	L	0-0-1	25-3-4	0-5-0	DNP	DNP	3-4-0
at Clemson	02/16/20	63-48	w	2-3-0	13-1-1	3-7-2	DNP	DNP	4-3-0
#10 NC STATE	02/20/20	48-50	L	0-0-0	7-2-3	6-7-0	DNP	DNP	0-0-0
at Boston College	02/23/20	64-75	L	0-4-0	13-2-2	4-6-0	DNP	15-6-0	0-1-0

GAME ONE

#18/19 Miami vs. Jacksonville State

Nov. 10, 2019 | Coral Gables, Fla.

Box score for Game One: Jacksonville St. 68 - 0-2, 0-0 SWAC vs #18/19 Miami. Includes player stats and team totals.

Box score for Game One: #18/19 Miami (FL) 83 - 1-0, 0-0 ACC vs Jacksonville State. Includes player stats and team totals.

Officials: Kevyn Appalano, Edward Sidaway, Eric Brewster. Technical fouls: Jacksonville State None, #18/19 Miami None. Attendance: 917.

GAME FOUR

#16/17 Miami vs. NC A&T

Nov. 22, 2019 | Chicago, Ill.

Box score for Game Four: NC A&T 67 - 2-3, 0-0 MEAC vs #16/17 Miami. Includes player stats and team totals.

Box score for Game Four: #16/17 Miami 88 - 4-0, 0-0 ACC vs NC A&T. Includes player stats and team totals.

Officials: Ashley Gooke, Kevin Dilard, Tom Danaher. Technical fouls: NC A&T None, #16/17 Miami None. Attendance: 3062.

GAME TWO

#17/19 Miami vs. North Florida

Nov. 13, 2019 | Coral Gables, Fla.

Box score for Game Two: North Florida 55 - 1-2, 0-0 ASUN vs #17/19 Miami. Includes player stats and team totals.

Box score for Game Two: #17/19 Miami (FL) 78 - 2-0, 0-0 ACC vs North Florida. Includes player stats and team totals.

Officials: Thompson-Luke Gonzalez, Angela Lewis. Technical fouls: North Florida None, #17/19 Miami None. Attendance: 4017.

GAME THREE

#17/19 Miami vs. IUPUI

Nov. 17, 2019 | Coral Gables, Fla.

Box score for Game Three: IUPUI 65 - 2-1, 0-0 Horizon vs #17/19 Miami. Includes player stats and team totals.

Box score for Game Three: #17/19 Miami (FL) 74 - 3-0, 0-0 ACC vs IUPUI. Includes player stats and team totals.

Officials: McKinley Fatus, Gustavo Sanchez, Matthew Lynch. Technical fouls: IUPUI None, #17/19 Miami None. Attendance: 863.

GAME FIVE

#16/17 Miami at #19/20 DePaul

Nov. 23, 2019 | Chicago, Ill.

Box score for Game Five: #16/17 Miami (FL) 83 - 4-1, 0-0 ACC vs #19/20 DePaul. Includes player stats and team totals.

Box score for Game Five: #19/20 DePaul 89 - 4-1, 0-0 BIG EAST vs #16/17 Miami. Includes player stats and team totals.

Officials: Rebecca Taylor, Eric Brewster, Karen Preato. Technical fouls: #16/17 Miami (FL) None, #19/20 DePaul-Sonya Morris. Attendance: 1608.

GAME SIX

#19/18 Miami vs. #7/5 Oregon State

Nov. 29, 2019 | Coral Gables, Fla.

Box score for Game Six: #19/18 Miami 75 - 6-0, 0-0 P12 vs #7/5 Oregon State. Includes player stats and team totals.

Box score for Game Six: #19/18 Miami 53 - 4-2, 0-0 ACC vs #7/5 Oregon State. Includes player stats and team totals.

Officials: Saif Esho, Paulani Spurlock, Joseph Vassily. Technical fouls: #7/5 Oregon State-None, #19/18 Miami-None. Attendance: 1335.

GAME SEVEN

#19/18 Miami vs. Miami (OH)

Nov. 30, 2019 | Coral Gables, Fla.

Box score for Game Seven: Miami (OH) 62 - 4-4, 0-0 MAC vs #19/18 Miami. Includes player stats and team totals.

Box score for Game Seven: #19/18 Miami 80 - 5-2, 0-0 ACC vs Miami (OH). Includes player stats and team totals.

Officials: Linda Miles, Ron Leighton, Paul Sparlock. Technical fouls: Miami (OH) None, #19/18 Miami-Brianna Jackson. Attendance: 823.

GAME EIGHT

#21/22 Miami vs. #14/16 Indiana

Dec. 4, 2019 | Coral Gables, Fla.

Box score for Game Eight: #14/16 Indiana 58 - 7-1, 0-0 Big Ten vs #21/22 Miami. Includes player stats and team totals.

Box score for Game Eight: #21/22 Miami (FL) 45 - 5-3, 0-0 ACC vs #14/16 Indiana. Includes player stats and team totals.

Officials: Maggie Tumeo, Bruce Montes, Dee Karmner. Technical fouls: #14/16 Indiana-None, #21/22 Miami (FL)-None. Attendance: 823.

GAME NINE

Miami vs. Binghamton

Dec. 7, 2019 | Coral Gables, Fla.

Box score for Game Nine: Binghamton 56 - 9-1, 0-0 America vs Miami. Includes player stats and team totals.

Box score for Game Nine: Miami (FL) 79 - 6-3, 0-0 ACC vs Binghamton. Includes player stats and team totals.

Officials: Ryan Durham, Linda Miles, Edward Sidaway. Technical fouls: Binghamton-None, Miami (FL)-None. Attendance: 823.

GAME TEN

Miami vs. UNC Asheville
Dec. 20, 2019 || Coral Gables, Fla.

UNC Asheville 46 - 53, 0-0 BigSo
Player stats for game 10 including points, rebounds, and assists.

Miami 75 - 73, 0-1 ACC

Player stats for game 11 including points, rebounds, and assists.

Officials: Kryslye Apellanz-Nic Cappell Maj Forsberg

Technical fouls: UNC Asheville-None; Miami-None.

Absence: 733

Score by periods table for game 11.

Lead FG - UNC Asheville 49:00-50, UM 49:01-50

Largest lead - UNC Asheville 2:14:07-55, UM by 45 49:09-52

UNC Asheville led for 00:24. UM led for 37:16. Game was tied for 02:08.

GAME ELEVEN

Miami vs. Washington State
Dec. 21, 2019 || Coral Gables, Fla.

Washington St 68 - 75,0-0 Pac-12
Player stats for game 12 including points, rebounds, and assists.

Miami (FL) 74 - 83,0-0 ACC

Player stats for game 13 including points, rebounds, and assists.

Officials: Kryslye Apellanz-Mark Merritt-Denis Brooks

Technical fouls: Washington St-None; Miami (FL)-None.

Absence: 792

Score by periods table for game 13.

Lead FG - WSU 49:00-15, UM 49:00-17

Largest lead - WSU by 6 52:04-47, UM by 10 36:03-52

Miami led for 18:40. WSU led for 05:20. Game was tied for 01:15.

GAME TWELVE

#24/rv Miami vs. Wake Forest
Dec. 29, 2019 || Coral Gables, Fla.

Wake Forest 56 - 75, 0-1 ACC
Player stats for game 14 including points, rebounds, and assists.

#24/rv Miami (FL) 59 - 93, 1-0 ACC

Player stats for game 15 including points, rebounds, and assists.

Officials: Tiana Cose-Carla Fountain-Bryan Brunle

Technical fouls: Wake Forest-None; #24/rv Miami (FL)-None.

Absence: 770

Score by periods table for game 15.

Lead FG - WF 49:00-59, UM 49:00-58

Largest lead - WF by 7 59:00-51, UM by 14 49:00-57

WF led for 19:45. UM led for 17:53. Game was tied for 02:12.

GAME THIRTEEN

#23/rv Miami at Georgia Tech
Jan. 2, 2020 || Atlanta, Ga.

#23/rv Miami (FL) 54 - 94, 1-1 ACC
Player stats for game 16 including points, rebounds, and assists.

Georgia Tech 61 - 112, 2-0 ACC

Player stats for game 17 including points, rebounds, and assists.

Officials: Katie Lukarich-Jules Gables-Billy Smith

Technical fouls: #23/rv Miami (FL)-None; Georgia Tech-None.

Absence: 1255

Score by periods table for game 17.

Lead FG - GT 49:01-22, GT 49:00-23

Largest lead - UM by 15 16:00-46, GT by 19 49:00-21

UM led for 31:52. GT led for 06:55. Game was tied for 01:33.

GAME FOURTEEN

#23/rv Miami vs. #8/8 Florida State
Jan. 5, 2020 || Coral Gables, Fla.

#8 Florida State 73 - 141, 3-1 ACC
Player stats for game 18 including points, rebounds, and assists.

#23 - Miami 82 - 95, 1-2 ACC

Player stats for game 19 including points, rebounds, and assists.

Officials: Maggie Tenson, Thomas Donaher, Joseph Vazdy

Technical fouls: #8 Florida State-None; #23 - Miami-None.

Absence: 1984

Score by periods table for game 19.

Lead FG - FSU 49:00-43, UM 49:00-42

Largest lead - FSU by 18 30:09-21, UM None

UM led for 03:57. UM led for 00:00. Game was tied for 01:03.

GAME FIFTEEN

Miami vs. #7/7 Louisville
Jan. 9, 2020 || Coral Gables, Fla.

#7 Louisville 67 - 151, 4-0 ACC
Player stats for game 20 including points, rebounds, and assists.

Miami (FL) 41 - 90, 1-3 ACC

Player stats for game 21 including points, rebounds, and assists.

Officials: Jeffrey Smith-Luis Gonzalez-Maj Forsberg

Technical fouls: #7 Louisville-None; Miami (FL)-None.

Absence: 930

Score by periods table for game 21.

Lead FG - UM 49:01-40, UM 49:00-39

Largest lead - UM by 15 16:00-46, GT by 19 49:00-21

UM led for 59:45. UM led for 00:00. Game was tied for 01:07.

GAME SIXTEEN

Miami vs. Syracuse
Jan. 12, 2020 || Coral Gables, Fla.

Syracuse 62 - 87, 2-2 ACC
Player stats for game 22 including points, rebounds, and assists.

Miami 77 - 104, 2-3 ACC

Player stats for game 23 including points, rebounds, and assists.

Officials: Nic Cappell-Mark Resch-De Kater

Technical fouls: Syracuse-None; Miami-None.

Absence: 651

Score by periods table for game 23.

Lead FG - SU 49:00-39, UM 49:01-40

Largest lead - SU by 21 16:00-41, UM by 19 49:00-21

SU led for 01:19. UNC led for 36:10. Game was tied for 04:29.

GAME SEVENTEEN

Miami at North Carolina
Jan. 16, 2020 || Chapel Hill, N.C.

Miami 58 - 107, 2-4 ACC
Player stats for game 24 including points, rebounds, and assists.

North Carolina 78 - 134, 4-2 ACC

Player stats for game 25 including points, rebounds, and assists.

Officials: Brandon Entinger-Jennifer Reese-Rod Creech

Technical fouls: Miami-None; North Carolina-None.

Absence: 1939

Score by periods table for game 25.

Lead FG - UM 49:00-20, UNC 49:00-16

Largest lead - UM by 8 16:00-41, UNC by 24 49:00-16

UM led for 01:39. UNC led for 16:06. Game was tied for 04:29.

GAME EIGHTEEN

Miami at Notre Dame
Jan. 19, 2020 || South Bend, Ind.

Miami 53 - 104, 2-5 ACC
Player stats for game 26 including points, rebounds, and assists.

Notre Dame 76 - 71, 2-5 ACC

Player stats for game 27 including points, rebounds, and assists.

Officials: Katie Lukarich-Karen Preato-Denis Brooks

Technical fouls: Miami-None; Notre Dame-None.

Absence: 6659

Score by periods table for game 27.

Lead FG - ND 49:01-40, ND 49:01-40

Largest lead - ND by 31 16:00-41, UNC by 24 49:00-16

UM led for 01:39. UNC led for 36:44. Game was tied for 04:29.

GAME NINETEEN

Miami vs. Clemson
Jan. 23, 2020 | Coral Gables, Fla.

Box score for Game Nineteen: Miami vs. Clemson. Includes player stats for 34 players and team totals.

Summary statistics for Game Nineteen: Miami vs. Clemson. Includes FG%, 3Pt%, FT%, and Rebounds.

Miami (FL) 66 - 118, 3-5 ACC

Box score for Game Nineteen: Miami (FL) vs. Clemson. Includes player stats for 14 players and team totals.

Summary statistics for Game Nineteen: Miami (FL) vs. Clemson. Includes FG%, 3Pt%, FT%, and Rebounds.

Officials: Maggie Tamm, Billy Smith, Eric Brewster
Technical fouls: Clemson-None, Miami (FL)-None.

Score by periods for Game Nineteen: Miami (FL) vs. Clemson.

Game logs for Game Nineteen: Miami (FL) vs. Clemson.

Lead by: Clemson 49-19, UM 49-50, 50-49
Largest lead: Clemson by 16 at 05:55; UM by 2 at 04:54.

GAME TWENTY

Miami at #14/14 Florida State
Jan. 26, 2020 | Tallahassee, Fla.

Box score for Game Twenty: Miami at #14/14 Florida State. Includes player stats for 34 players and team totals.

Summary statistics for Game Twenty: Miami at #14/14 Florida State. Includes FG%, 3Pt%, FT%, and Rebounds.

#14 Florida St 79 - 173, 6-3 ACC

Box score for Game Twenty: #14 Florida St vs. Miami. Includes player stats for 14 players and team totals.

Summary statistics for Game Twenty: #14 Florida St vs. Miami. Includes FG%, 3Pt%, FT%, and Rebounds.

Officials: John Caposini, Paulani Sporkovik, David Stastny
Technical fouls: Miami-None, #14 Florida St-None.

Score by periods for Game Twenty: #14 Florida St vs. Miami.

Game logs for Game Twenty: #14 Florida St vs. Miami.

Lead by: FSU 61-50, FSU 60-50, FSU 60-50
Largest lead: FSU by 11 at 03:55; FSU by 10 at 04:18.

GAME TWENTY-ONE

Miami vs. Georgia Tech
Jan. 30, 2020 | Coral Gables, Fla.

Box score for Game Twenty-One: Miami vs. Georgia Tech. Includes player stats for 34 players and team totals.

Summary statistics for Game Twenty-One: Miami vs. Georgia Tech. Includes FG%, 3Pt%, FT%, and Rebounds.

Miami 54 - 129, 4-6 ACC

Box score for Game Twenty-One: Miami vs. Georgia Tech. Includes player stats for 14 players and team totals.

Summary statistics for Game Twenty-One: Miami vs. Georgia Tech. Includes FG%, 3Pt%, FT%, and Rebounds.

Officials: Mark Handcock, Angelica Sufren, Sid Stastny
Technical fouls: Georgia Tech-None, Miami-None.

Score by periods for Game Twenty-One: Miami vs. Georgia Tech.

Game logs for Game Twenty-One: Miami vs. Georgia Tech.

Lead by: GT 59-50, GT 59-50, GT 59-50
Largest lead: GT by 9 at 07:04; GT by 9 at 07:00.

GAME TWENTY-TWO

Miami at Virginia Tech
Feb. 2, 2020 | Blacksburg, Va.

Box score for Game Twenty-Two: Miami at Virginia Tech. Includes player stats for 34 players and team totals.

Summary statistics for Game Twenty-Two: Miami at Virginia Tech. Includes FG%, 3Pt%, FT%, and Rebounds.

Miami (FL) 45 - 121, 0-4 ACC

Box score for Game Twenty-Two: Miami (FL) at Virginia Tech. Includes player stats for 14 players and team totals.

Summary statistics for Game Twenty-Two: Miami (FL) at Virginia Tech. Includes FG%, 3Pt%, FT%, and Rebounds.

Officials: Katie Lukashuk, Jules Gallegos, Fred Coakley
Technical fouls: Miami (FL)-Jamir Huston, Virginia Tech-None.

Score by periods for Game Twenty-Two: Miami (FL) at Virginia Tech.

Game logs for Game Twenty-Two: Miami (FL) at Virginia Tech.

Lead by: VT 61-50, VT 61-50, VT 61-50
Largest lead: VT by 2 at 04:02; VT by 2 at 04:02.

GAME TWENTY-THREE

Miami vs. Duke
Feb. 9, 2020 | Coral Gables, Fla.

Box score for Game Twenty-Three: Miami vs. Duke. Includes player stats for 34 players and team totals.

Summary statistics for Game Twenty-Three: Miami vs. Duke. Includes FG%, 3Pt%, FT%, and Rebounds.

Miami (FL) 55 - 121, 4-8 ACC

Box score for Game Twenty-Three: Miami (FL) vs. Duke. Includes player stats for 14 players and team totals.

Summary statistics for Game Twenty-Three: Miami (FL) vs. Duke. Includes FG%, 3Pt%, FT%, and Rebounds.

Officials: Kevin Dillard, Carla Fountain, Luis Gonzalez
Technical fouls: Duke-None, Miami (FL)-None.

Score by periods for Game Twenty-Three: Miami (FL) vs. Duke.

Game logs for Game Twenty-Three: Miami (FL) vs. Duke.

Lead by: FSU 51-41, FSU 51-41, FSU 51-41
Largest lead: FSU by 10 at 01:42; UM by 2 at 04:53.

GAME TWENTY-FOUR

Miami at Virginia
Feb. 13, 2020 | Charlottesville, Va.

Box score for Game Twenty-Four: Miami at Virginia. Includes player stats for 34 players and team totals.

Summary statistics for Game Twenty-Four: Miami at Virginia. Includes FG%, 3Pt%, FT%, and Rebounds.

Miami 64 - 121, 2-4 ACC

Box score for Game Twenty-Four: Miami at Virginia. Includes player stats for 14 players and team totals.

Summary statistics for Game Twenty-Four: Miami at Virginia. Includes FG%, 3Pt%, FT%, and Rebounds.

Officials: Jules Gallegos, Angelica Sufren, Eric Brewster
Technical fouls: Miami-Kelsey Marshall, Virginia-None.

Score by periods for Game Twenty-Four: Miami at Virginia.

Game logs for Game Twenty-Four: Miami at Virginia.

Lead by: VT 59-50, VT 59-50, VT 59-50
Largest lead: VT by 22 at 04:57; VT by 4 at 04:46.

GAME TWENTY-FIVE

Miami at Clemson
Feb. 16, 2020 | Clemson, S.C.

Box score for Game Twenty-Five: Miami at Clemson. Includes player stats for 34 players and team totals.

Summary statistics for Game Twenty-Five: Miami at Clemson. Includes FG%, 3Pt%, FT%, and Rebounds.

Miami 63 - 131, 2-5 ACC

Box score for Game Twenty-Five: Miami at Clemson. Includes player stats for 14 players and team totals.

Summary statistics for Game Twenty-Five: Miami at Clemson. Includes FG%, 3Pt%, FT%, and Rebounds.

Officials: Brandon Entine, Tara Crum, Jeff Forberg
Technical fouls: Miami-None, Clemson-None.

Score by periods for Game Twenty-Five: Miami at Clemson.

Game logs for Game Twenty-Five: Miami at Clemson.

Lead by: FSU 49-33, FSU 49-33, FSU 49-33
Largest lead: FSU by 17 at 01:44; CU by 3 at 06:51.

GAME TWENTY-SIX

Miami vs. #10 NC State
Feb. 20, 2020 | Coral Gables, Fla.

Box score for Game Twenty-Six: Miami vs. #10 NC State. Includes player stats for 34 players and team totals.

Summary statistics for Game Twenty-Six: Miami vs. #10 NC State. Includes FG%, 3Pt%, FT%, and Rebounds.

#10 NC State 50 - 23, 3-12 ACC

Box score for Game Twenty-Six: #10 NC State vs. Miami. Includes player stats for 14 players and team totals.

Summary statistics for Game Twenty-Six: #10 NC State vs. Miami. Includes FG%, 3Pt%, FT%, and Rebounds.

Officials: Mark Reese, Theresa Davidson, Miake Gray
Technical fouls: #10 NC State-None, Miami-Myleka Gray.

Score by periods for Game Twenty-Six: #10 NC State vs. Miami.

Game logs for Game Twenty-Six: #10 NC State vs. Miami.

Lead by: FSU 41-33, FSU 41-33, FSU 41-33
Largest lead: FSU by 8 at 02:02; FSU by 8 at 02:02.

GAME TWENTY-SEVEN

Miami at Boston College
Feb. 23, 2020 | Chestnut Hill, Mass.

Box score for Game Twenty-Seven: Miami at Boston College. Includes player stats for 34 players and team totals.

Summary statistics for Game Twenty-Seven: Miami at Boston College. Includes FG%, 3Pt%, FT%, and Rebounds.

Miami (FL) 64 - 113, 15-11 ACC

Box score for Game Twenty-Seven: Miami (FL) at Boston College. Includes player stats for 14 players and team totals.

Summary statistics for Game Twenty-Seven: Miami (FL) at Boston College. Includes FG%, 3Pt%, FT%, and Rebounds.

Officials: Argen Staron, Talisa Green, Mark Hardcastle
Technical fouls: Miami (FL)-None, Boston College-None.

Score by periods for Game Twenty-Seven: Miami (FL) at Boston College.

Game logs for Game Twenty-Seven: Miami (FL) at Boston College.

Lead by: BC 56-51, BC 56-51, BC 56-51
Largest lead: BC by 14 at 09:55; BC by 14 at 09:55.



TV/Radio Chart

0		KENZA SALGUES	GP-GS	PPG	RPG	APG	MPG	<ul style="list-style-type: none"> Ranked No. 20 international player in 2018 class by ProspectsNation.com Represented France at FIBA U18 European Championship Played against Moulayna Sidi Baba at the FIBA U16 European Championship First Frenchwoman to play under Katie Meier INSEP alums include Tony Parker and Clint Capela 				
		Fr. G 5-9 MONTPELLIER, FRANCE MAJOR: Sports Administration	2019-20	23-0	1.6	0.6	0.4		8.5	CAREER	23-0	1.6
1		MOULAYNA JOHNSON SIDI BABA	GP-GS	PPG	RPG	APG	MPG	<ul style="list-style-type: none"> Missed four games due to an ankle injury Four-star international prospect according to Keil Moore Basketball Represented Sweden at the FIBA U18 European Championship Played against Kenza Salgues at the FIBA U16 European Championship Second Swedish player to sign with Coach Katie Meier 				
		Fr. F 6-0 ARSTA, SWEDEN MAJOR: Business Administration	2019-20	22-3	2.6	2.4	0.6		16.3	CAREER	22-3	2.6
3		DESTINY HARDEN	GP-GS	PPG	RPG	APG	MPG	<ul style="list-style-type: none"> Poured in a career-high 15 points against NC State (2/20) Tied her career high for rebounds with six against Syracuse (1/12) Sat out the 2018-19 season due to NCAA transfer rules Spent her freshman year at West Virginia, made a WNIT semifinals appearance Earned Chicago Tribune and USA Today All-USA IL Second Team honors 				
		R-So. F 6-0 CHICAGO, ILL. MAJOR: Criminal Justice	2019-20	22-12	5.0	2.8	0.4		16.0	CAREER	57-12	3.5
4		ENDIA BANKS	GP-GS	PPG	RPG	APG	MPG	<ul style="list-style-type: none"> Tallied her eighth double-digit game of the season at Clemson (2/16) Knocked down the game-tying jumper to send the GT game (1/30) to OT Scored a career-high 23 points against IUPUI (11/17) Elected as a team captain for 2019-20 Tabbed to the All-ACC Academic Team as a freshman 				
		Jr. G 5-9 DULUTH, GA. MAJOR: Sports Administration	2019-20	27-27	7.3	3.6	3.2		29.5	CAREER	93-73	6.1
5		MYKEA GRAY	GP-GS	PPG	RPG	APG	MPG	<ul style="list-style-type: none"> Eclipsed 1,000-career point in 21-point effort at UNC (1/16) Leads all Canes in career 20-point outings at 14 (four this season) Hit the game-winning three against North Carolina A&T (11/22) Has totaled 60 double-digit outings in her career Career goal is to become an FBI agent 				
		Jr. G 5-4 UPPER MARLBORO, MD. MAJOR: Criminal Justice	2019-20	27-27	12.8	2.6	2.8		29.0	CAREER	93-93	12.3
12		IGGY ALLEN	GP-GS	PPG	RPG	APG	MPG	<ul style="list-style-type: none"> Recorded a season-high nine points against Louisville (1/9) Transferred from Mississippi State in the fall of 2018 Redshirted during the 2017-18 season due to a preseason injury Played in 20 games in 2016-17, helping the Bulldogs to the NCAA finals Sister, Alica Mardis, plays basketball at Arkansas Tech 				
		R-Jr. G 5-10 POMPANO BEACH, FLA. MAJOR: Communication	2019-20	12-0	1.9	1.5	0.4		9.1	CAREER	32-0	2.4
13		TAYLOR MASON	GP-GS	PPG	RPG	APG	MPG	<ul style="list-style-type: none"> Set a new career-high in scoring (15) at Boston College (2/23) Went a career-best 4-of-4 from 3-point range at Clemson (2/16) Leads all bench players with 4.7 points per game this year Nation's No. 66 recruit in 2017 according to espnW HoopGurLz Older brother, Nate, played basketball at Minnesota 				
		Jr. G 5-9 DECATUR, GA. MAJOR: Interactive Media	2019-20	25-0	4.7	1.7	1.0		18.4	CAREER	91-0	3.3
15		JAMIR HUSTON	GP-GS	PPG	RPG	APG	MPG	<ul style="list-style-type: none"> Was a basket shy (8 pts, 10 reb) of her first career double-double (1/30) Hit a buzzer beating three point before halftime against Binghamton Set a career-high in rebounds with 13 against Miami (OH) Attended the same school as UM football standout Wesley Carroll Cousin, Denzel Ward, plays for the Cleveland Browns 				
		So. F 6-0 CLEVELAND, OHIO MAJOR: Sports Administration	2019-20	27-10	3.0	4.3	0.6		16.2	CAREER	51-10	2.4
20		KELSEY MARSHALL	GP-GS	PPG	RPG	APG	MPG	<ul style="list-style-type: none"> Ranks fourth in ACC in 3-point field goal percentage (.351) Set new career highs in points (25) and threes (seven) at Virginia (2/13) Has scored in double-digits in 14 games this season Tabbed to the ACC All-Freshman Team in 2017-18 Older brother, Kyle, played at Butler and professionally in France 				
		Jr. G 5-9 DAVIE, FLA. MAJOR: Sports Administration	2019-20	27-27	11.1	2.3	2.5		27.5	CAREER	92-47	8.9
21		BRIANNA JACKSON	GP-GS	PPG	RPG	APG	MPG	<ul style="list-style-type: none"> Tied for sixth in the ACC in blocks per game (1.36) Tallied her first career double-double against FSU (14 pts, 10 reb) No. 92 prospect in the nation according to espnW HoopGurLz Virginia Class 5 State Player of the Year Father, Brian, played semi-pro basketball 				
		Fr. F 6-3 VIRGINIA BEACH, VA. MAJOR: Sports Administration	2019-20	27-15	4.4	4.3	0.4		16.8	CAREER	27-15	4.4
22		YASMEEN CHANG	GP-GS	PPG	RPG	APG	MPG	<ul style="list-style-type: none"> Ranked the No. 21 player nationally by ASGR Basketball Two-time Naples Daily News Player of the Year Scored in double-figures in 20 of 22 games as a senior Tallied eight games with 20-plus points in 2018-19 Nickname is Yas 				
		Fr. G 5-9 NAPLES, FLA. MAJOR: Exploratory Undecided	2019-20	16-0	1.6	0.9	0.4		7.3	CAREER	16-0	1.6
32		BEATRICE MOMPREMIER	GP-GS	PPG	RPG	APG	MPG	<ul style="list-style-type: none"> Recorded 15 points and six rebounds in her first game back from injury Tallied seven double-doubles this season prior to injury Two-time ACC Co-Player of the Week this season (11/25 & 12/22) Associated Press Preseason All-American 2019 ACC Preseason Player of the Year 				
		R-Sr. F 6-4 MIAMI, FLA. MAJOR: Sociology	2019-20	14-12	16.2	10.1	0.7		26.4	CAREER	117-80	11.3
44		SYDNEE ROBY	GP-GS	PPG	RPG	APG	MPG	<ul style="list-style-type: none"> Made her first career start against Binghamton (12/17) Tabbed the No. 60 player in the nation by espnW HoopGurLz 2017-18 Wisconsin Gatorade Player of the Year Mother, Essie, played professionally for the Virginia Wave of the WABA...also at Howard University and Grambling State 				
		Fr. C 6-3 MILWAUKEE, WIS. MAJOR: Exploratory Undecided	2019-20	27-2	2.9	1.7	0.1		9.1	CAREER	27-2	2.9

HC		KATIE MEIER	Career Record: 366-231	Miami Record: 290-186
		HEAD COACH 15TH SEASON ALMA MATER: Duke	<ul style="list-style-type: none"> Guided the Canes to 10 straight postseasons 2011 AP National Coach of the Year Has coached 24 Canes to professional careers Four-year letterwinner at Duke 	

AC				OCTAVIA BLUE	TIA JACKSON	RIZKY ANTHONY
				88TH SEASON	9TH SEASON	9TH SEASON