



2015 MIAMI BASEBALL GAME NOTES

Miami Athletic Communications • 5821 San Amaro Drive • Coral Gables, FL 33146

HurricaneSports.com • Facebook: Facebook.com/TheUBaseball • Twitter: @CanesBaseball • Instagram: @TheUBaseball

Home to Four National Championships (1982, 1985, 1999, 2001) and 42 Consecutive NCAA Postseason Appearances

SERIES INFORMATION

Dates: May 14-16, 2015

Game Times: 7 p.m. | 7 p.m. | 1 p.m.

Site: Coral Gables, Fla. / Mark Light Field (4,999)

TV: ESPN3 (all three games)

• Talent: Jason Solodkin (PxP), Wicho Hernandez (color)

Flagship Radio: 560 WQAM | WQAM.com (all three games)

UM Student Radio: WVUM 90.5 FM | WVUM.org (all games)

Live Stats: HurricaneSports.com

Twitter Updates: @CanesBaseball / @HurricaneSports

Postgame Recap: HurricaneSports.com

Series History: Miami leads, 52-35-2

Miami: Miami leads, 28-13-2

Atlanta: Miami leads, 21-16

Neutral Site: Georgia Tech leads, 6-3

First Meeting: March 21, 1958 - Miami won, 7-6

Last Meeting: May 21, 2014 - Miami lost, 3-6

Streak: Georgia Tech, three wins

#12 MIAMI

39-13, 19-8 ACC

2014: 44-19, 24-6 ACC (first place, Coastal)

Last Game: May 12, 2015
14-6 win, FAU

Head Coach: Jim Morris (Elon, 1973)

DI Career: 1,474-644-4 (34th season)
at UM: 970-377-3 (22nd season)

Game One: JR LHP Thomas Woodrey (5-2, 3.01 ERA)

Game Two: R-JR LHP Andy Suarez (6-1, 3.27 ERA)

Game Three: JR RHP Enrique Sosa (7-3, 3.76 ERA)

GEORGIA TECH

32-19, 13-14 ACC

2014: 37-27, 14-16 ACC (fifth place, Coastal)

Last Game: May 12, 2015
6-0 loss, Georgia

Head Coach: Danny Hall (Miami (OH), 1977)

DI Career: 1,131-565-1 (28th season)
at GT: 923-448-1 (22nd season)

Game One: R-SO LHP Jonathan King (4-3, 3.29 ERA)

Game Two: SO RHP Ben Parr (5-3, 3.99 ERA)

Game Three: SO RHP Brandon Gold (7-2, 2.77 ERA)

UM ATHLETICS COMMUNICATIONS

Camron Ghorbi (Miami, 2011)
c.ghorbi@miami.edu | @CamronGhorbi
(305) 284-3230 (office)
(786) 877-7329 (cell)



GAMES 53-55

CORAL GABLES, FLA. (ALEX RODRIGUEZ PARK AT MARK LIGHT FIELD)



#8 MIAMI HURRICANES (39-13, 19-8 ACC)

Head Coach: Jim Morris (Elon, 1973)

Career Division I Record: 1,473-644-4 (34th season) | Record at Miami: 969-377-3 (22nd season)



VS.

GEORGIA TECH YELLOW JACKETS (32-19, 13-14 ACC)

Head Coach: Danny Hall (Miami (OH), 1977)

Career Division I Record: 1,131-565-1 (28th season) | Record at GT: 923-448-1 (22nd season)

WEEKEND STORYLINES & NOTABLES

- No. 8 Miami wraps up the regular season with a ACC series against visiting Georgia Tech at Mark Light Field May 14-16.
- Miami is ranked in the top 20 of every college baseball poll. The Hurricanes check in at #7 in *Collegiate Baseball Newspaper*, #8 by *Perfect Game*, #8 in the Coaches' Poll, #9 by *D1Baseball*, #10 by NCBWA & #17 by *Baseball America*.
- The Hurricanes dropped three of four to Georgia Tech in 2014, but hold a 52-35-2 all-time lead in the head-to-head series.
- Miami is riding a season-long nine-game winning streak into Thursday's series opener, and has a perfect 8-0 May record.
- UM clinched the ACC Coastal Division for the second straight year, and will be the No. 2 seed in the ACC Championship.
- The Hurricanes lead the nation in on-base percentage (.421), rank 3rd in scoring (8.1) and 8th in batting average (.311).
- Junior third baseman David Thompson is tied for RBI lead nationwide (68) and leads the ACC with 15 home runs.
- Based on the latest rankings from *WarrenNolan.com*, Miami has No. 3 RPI and the No. 12 strength of schedule nationwide
- Junior infielder George Iskenderian leads the ACC in hits (78) and runs scored (60), and ranks second in batting average.
- Jim Morris became just the eighth coach in Division I baseball history to accumulate 1,400 wins last year. With a 9-5 win over Louisville in March 2015, Morris moved into seventh in all-time wins (1,445) for a coach at a four-year college.
- Miami has a 28-4 record at Mark Light Field this season and has lost just one weekend home series since April 2014.
- Sophomore closer Bryan Garcia ranks fifth in UM history with 24 saves; nine saves in 2015 are fourth-most in the ACC.
- Miami's streak of 42 consecutive NCAA postseason appearances is the longest active streak in Division I athletics.

PROJECTED STARTERS



Game 1:
LHP Thomas Woodrey
5-2, 3.01 ERA



Game 2:
LHP Andy Suarez
6-1, 3.27 ERA



Game 3:
RHP Enrique Sosa
7-3, 3.76 ERA

POTENTIAL STARTING LINEUP

Pos.	#	Player	AVG	AB	R	H	2B	3B	HR	RBI	SB-SBA
C	40	Garrett Kennedy	.353	167	41	59	8	1	6	44	1-1
1B	17	Christopher Barr	.300	150	32	45	6	5	0	19	9-9
2B	7	George Iskenderian	.396	197	60	78	11	2	3	44	20-21
SS	51	Brandon Lopez	.314	105	18	33	6	2	0	16	0-0
3B	8	David Thompson	.333	198	46	66	15	2	15	68	1-3
LF	24	Jacob Heyward	.310	58	21	18	2	0	2	7	1-2
CF	2	Ricky Eusebio	.289	187	54	54	11	2	2	25	16-20
RF	13	Willie Abreu	.306	173	36	53	8	0	4	37	4-4
DH	0	Zack Collins	.307	189	49	58	9	4	13	53	7-8

UNIVERSITY INFORMATION

Location	Coral Gables, Fla.
Enrollment	15,629
Founded	1925
Nickname	Hurricanes
Colors	Orange (PMS 1665), Green (PMS 3435) and White
President	Donna E. Shalala
Athletics Director	Blake James
Conference	Atlantic Coast Conference
Stadium / Capacity	Alex Rodriguez Park at Mark Light Field / 4,999

BASEBALL COACHING / SUPPORT STAFF

Head Coach	Jim Morris
Record at Miami / Seasons	970-377-3 (.717) / 21
Career Division I Record / Seasons	1,474-644-4 (.694) / 33
Career Coaching Record / Seasons	1,605-684-4 (.698) / 37
Assistant Coach / Recruiting Coordinator / Hitting	Gino DiMare (Miami, 1998)
Assistant Coach / Pitching	J.D. Arteaga (Miami, 2002)
Assistant Coach / Catchers	Michael DeLucia (Campbell, 2013)
Strength & Conditioning Coach	Brian Gabriel (Incarnate Word, 1996)
Athletic Trainer	Kenny Johnson (FIU, 2009)
Director of Baseball Operations / Camps	Robert "G.M." McDaniel (FIU, 2003)

PROGRAM HISTORY

First Year of Baseball	1940
All-Time Program Record	2,444-986-18 (.708)
College World Series Appearances / Last	23 / 2008
College World Series Record	47-38 (.553)
NCAA Regional Appearances/ Last	43 / 2014
NCAA Regional Record	119-43 (.734)
Last Postseason Opponent	Texas Tech / 2014 Coral Gables Regional

TEAM INFORMATION

2014 Overall Record	44-19
2014 ACC Record / Finish	24 - 6 / 1st Place (Coastal Division, ACC)
Letterwinners Returning / Lost	21 / 12

POSTSEASON HISTORY

National Championships: 4 (1982, 1985, 1999, 2001)
ACC Championships: 1 (2008)
College World Series Appearances: 23 (1974, 1978, 1979, 1980, 1981, 1982, 1984, 1985, 1986, 1988, 1989, 1992, 1994, 1995, 1996, 1997, 1998, 1999, 2001, 2003, 2004, 2006, 2008)
Super Regional Appearances: 10 (1999, 2000, 2001, 2002, 2003, 2004, 2005, 2006, 2008, 2010)
Super Regional Titles: 6 (1999, 2001, 2003, 2004, 2006, 2008)
NCAA Regional Appearances: 43 (1971, 1973, 1974, 1975, 1976, 1977, 1978, 1979, 1980, 1981, 1982, 1983, 1984, 1985, 1986, 1987, 1988, 1989, 1990, 1991, 1992, 1993, 1994, 1995, 1996, 1997, 1998, 1999, 2000, 2001, 2002, 2003, 2004, 2005, 2006, 2007, 2008, 2009, 2010, 2011, 2012, 2013, 2014)
NCAA Regional Titles: 27 (1974, 1978, 1979, 1980, 1981, 1982, 1984, 1985, 1986, 1988, 1989, 1992, 1994, 1995, 1996, 1997, 1998, 1999, 2001, 2002, 2003, 2004, 2005, 2006, 2008, 2010)

2015 SCHEDULE (39-13, 19-8 ACC)

FEBRUARY (8-3)				
DATE	DAY	OPPONENT	TIME (ET)	RESULT
Feb. 13	Friday	RUTGERS	7:00 p.m.	W (5-2)
Feb. 14	Saturday	RUTGERS (G1)	2:00 p.m.	W (9-5)
Feb. 14	Saturday	RUTGERS (G2)	7:00 p.m.	W (9-3)
Feb. 15	Sunday	RUTGERS	1:00 p.m.	W (25-4)
Feb. 18	Wednesday	at FAU	6:30 p.m.	L (3-5)
Feb. 20	Friday	at Florida	7:00 p.m.	L (3-4)
Feb. 21	Saturday	at Florida	7:30 p.m.	W (7-2)
Feb. 22	Sunday	at Florida	1:00 p.m.	L (1-2)
Feb. 25	Wednesday	BARRY	6:00 p.m.	W (5-3)
Feb. 27	Friday	WRIGHT STATE	7:00 p.m.	W (8-7)
Feb. 28	Saturday	WRIGHT STATE	7:00 p.m.	W (4-3)
MARCH (12-6)				
DATE	DAY	OPPONENT	TIME (ET)	RESULT
March 1	Sunday	WRIGHT STATE	1:00 p.m.	L (6-12)
March 3	Tuesday	at Miami Marlins (<i>exhibition</i>)	1:05 p.m.	L (1-7)
March 4	Wednesday	FGCU	6:00 p.m.	W (7-3)
March 7	Saturday	at Louisville* (G1)	1:00 p.m.	L (6-9)
March 7	Saturday	at Louisville* (G2)	4:10 p.m.	W (9-5)
March 8	Sunday	at Louisville*	1:00 p.m.	L (4-5)
March 10	Tuesday	at FGCU	6:30 p.m.	W (15-4)
March 11	Wednesday	STETSON	6:00 p.m.	W (7-0)
March 13	Friday	NC STATE*	7:00 p.m.	W (3-2) (10)
March 14	Saturday	NC STATE*	7:00 p.m.	W (9-2)
March 15	Sunday	NC STATE*	1:00 p.m.	W (6-0)
March 17	Tuesday	ARMY	6:00 p.m.	W (9-1)
March 20	Friday	at Wake Forest*	6:00 p.m.	W (15-2)
March 21	Saturday	at Wake Forest*	4:00 p.m.	W (12-7)
March 22	Sunday	at Wake Forest*	1:00 p.m.	L (4-10)
March 25	Wednesday	FGCU	6:00 p.m.	L (1-8)
March 27	Friday	at North Carolina*	6:30 p.m.	W (4-3)
March 28	Saturday	at North Carolina*	3:00 p.m.	W (4-3) (11)
March 29	Sunday	at North Carolina*	1:00 p.m.	L (3-10)
APRIL (11-4)				
DATE	DAY	OPPONENT	TIME (ET)	RESULT
April 1	Wednesday	BETHUNE-COOKMAN	6:00 p.m.	W (13-3)
April 3	Friday	DUKE*	7:00 p.m.	W (4-3)
April 4	Saturday	DUKE*	7:00 p.m.	W (3-2)
April 5	Sunday	DUKE*	1:00 p.m.	W (10-0)
April 8	Wednesday	FAU	6:00 p.m.	W (4-3) (10)
April 10	Friday	VIRGINIA TECH*	7:00 p.m.	W (11-1)
April 11	Saturday	VIRGINIA TECH*	7:00 p.m.	W (14-4)
April 12	Sunday	VIRGINIA TECH*	1:00 p.m.	W (9-1)
April 15	Wednesday	UCF	6:00 p.m.	W (4-2)
April 17	Friday	at Virginia*	6:00 p.m.	L (4-5)
April 18	Saturday	at Virginia*	4:00 p.m.	L (2-5)
April 19	Sunday	at Virginia*	1:00 p.m.	W (8-6)
April 24	Friday	FLORIDA STATE*	7:00 p.m.	L (7-8) (17)
April 25	Saturday	FLORIDA STATE*	7:00 p.m.	L (5-15)
April 26	Sunday	FLORIDA STATE*	1:00 p.m.	W (12-0)
MAY (8-0)				
DATE	DAY	OPPONENT	TIME (ET)	RESULT
May 2	Saturday	at Pittsburgh* (G1)	1:00 p.m.	W (9-5)
May 2	Saturday	at Pittsburgh* (G2)	4:40 p.m.	W (12-0)
May 3	Sunday	at Pittsburgh	1:00 p.m.	W (9-3)
May 6	Wednesday	BETHUNE-COOKMAN	6:00 p.m.	W (14-0)
May 8	Friday	NEW YORK TECH	7:00 p.m.	W (26-0)
May 9	Saturday	NEW YORK TECH	7:00 p.m.	W (13-1)
May 10	Sunday	NEW YORK TECH	1:00 p.m.	W (19-1)
May 12	Tuesday	FAU	6:00 p.m.	W (14-6)
May 14	Thursday	GEORGIA TECH*	7:00 p.m.	
May 15	Friday	GEORGIA TECH*	7:00 p.m.	
May 16	Saturday	GEORGIA TECH*	1:00 p.m.	
May 20-24		2015 ACC Championship (Durham, N.C)		
May 30 - June 25		2015 NCAA Baseball Championship		

U BASEBALL

2015 UNIVERSITY OF MIAMI BASEBALL ROSTER

No.	Name	Pos.	B/T	HT.	WT.	Year	Hometown / High School / Previous School
0	Zack Collins	C	L/R	6-3	220	Soph.	Pembroke Pines, Fla. / American Heritage
2	Ricky Eusebio	OF	R/R	5-11	195	Jr.	Homestead, Fla. / Gulliver Prep
4	Johnny Ruiz	INF	L/R	5-11	195	Soph.	Coral Gables, Fla. / Westminster Christian
7	George Iskenderian	INF	R/R	6-0	190	Jr.	Englewood Cliffs, N.J. / Don Bosco Prep (Indian River CC)
8	David Thompson	3B	R/R	6-2	220	Jr.	Miami, Fla. / Westminster Christian
10	Justin Smith	OF	R/R	6-2	205	Fr.	St. John's, Fla. / Bartram Trail
13	Willie Abreu	OF	L/L	6-4	225	Soph.	Hialeah, Fla. / Mater Academy
14	Danny Garcia	LHP	L/L	6-1	195	Soph.	Miami, Fla. / Westwood Christian
17	Christopher Barr	1B/OF	L/L	6-1	200	R-Soph.	Royal Palm Beach, Fla. / Royal Palm Beach
18	Michael Mediavilla	LHP	L/L	6-5	225	Fr.	Hialeah, Fla. / Mater Academy
19	Bryan Garcia	RHP	R/R	6-1	205	Soph.	Miami, Fla. / Christopher Columbus
22	Luke Spangler	LHP	L/L	6-0	160	Fr.	Cape Coral, Fla. / Cape Coral
24	Jacob Heyward	OF	R/R	6-3	201	Soph.	McDonough, Ga. / Eagle's Landing Christian
27	Ryan Otero	RHP	R/R	6-5	205	R-Jr.	Coral Gables, Fla. / Ransom Everglades School
28	Malik Rosier	OF	R/R	6-3	213	Fr.	Mobile, Ala. / Faith Academy
30	Andrew Suarez	LHP	L/L	6-2	205	R-Jr.	Miami, Fla. / Christopher Columbus
31	Sam Abrams	RHP	R/R	5-9	175	Sr.	Miami, Fla. / Killian
32	Andy Honiotes	RHP	R/R	6-3	190	Fr.	Geneva, Ill. / Geneva Community
34	Derik Beauprez	RHP	L/R	6-5	233	Soph.	Cherry Hills Village, Colo. / Cherry Creek
35	Devin Meyer	RHP	L/R	6-3	180	Fr.	Coral Springs, Fla. / Coral Springs Christian Academy
37	Keven Pimentel	RHP	R/R	6-3	224	Fr.	Huntington Station, N.Y. / Montverde Academy
38	Daniel Briggi	RHP	R/R	6-0	190	Sr.	Croton, N.Y. / Hendrick Hudson
39	Cooper Hammond	RHP	R/R	6-3	205	Soph.	Venice, Fla. / Venice Senior
40	Garrett Kennedy	C	L/R	6-1	210	Sr.	Davie, Fla. / Archbishop McCarthy
42	Edgar Michelangeli	INF	R/R	6-1	210	R-Soph.	Miami, Fla. / Florida Christian
43	Thomas Woodrey	LHP	L/L	6-3	205	Jr.	Lighthouse Point, Fla. / Cardinal Gibbons
44	Peter Crocitto	1B	R/R	6-0	205	Fr.	Palm City, Fla. / South Fork
45	Carl Chester	OF	R/R	6-0	190	Fr.	Longwood, Fla. / Lake Brantley
47	Enrique Sosa	RHP	R/R	5-10	180	Jr.	Panama City, Panama / Acad. Interamericana de Panama
49	Daniel Epstein	LHP	L/L	6-0	160	Fr.	Weston, Fla. / University School
51	Brandon Lopez	SS	R/R	6-1	190	Jr.	Miramar, Fla. / American Heritage
52	Daniel Sayles	LHP	L/L	6-4	212	Sr.	Wauwatosa, Wisc / Wauwatosa E / Sac. City College
55	Jesse Lepore	RHP	R/R	6-4	210	Fr.	Beverly Hills, Fla. / Trinity Catholic

Head Coach: Jim Morris, Elon (1973), 22nd season

Assistant Coaches: Gino DiMare, Miami (1998), 16th season

J.D. Arteaga, Miami (2002), 13th season

Michael DeLucia, Campbell (2013), 1st season

Strength & Conditioning Coach: Brian Gabriel, Incarnate Word (1996), 2nd season

Director of Baseball Operations & Camps: Robert McDaniel, FIU (2003), 15th season

Athletic Trainer: Kenny Johnson, FIU (2009), 3rd season

PRONUNCIATION GUIDE

Willie Abreu	uh-BRAY-oo
Derik Beauprez	boh-PRAY
Peter Crocitto	cruh-SHEE-toe
Ricky Eusebio	you-SAY-bee-oh
George Iskenderian	ehsk-in-DARE-ee-an
Jesse Lepore	le-POOR-ee
Michael Mediavilla	med-ee-uh-VEE-yuh
Edgar Michelangeli	my-cuh-LANJ-uh-lee
Keven Pimentel	pim-ehn-TELL
Malik Rosier	ro-ZHEER

3 JIM MORRIS HEAD COACH

THE HURRICANES SKIPPER

- 1999 & 2001 National Coach of the Year (*Collegiate Baseball*)
- 1999 & 2001 National Coach of the year (*ABCA*)
- 1994 Coach of the Year (*Baseball America*)
- 2008 ACC Coach of the Year

Entering his 22nd season at Miami, few programs have qualified for the College World Series as much as Jim Morris and his Hurricanes. Miami, which has qualified for the NCAA Tournament an NCAA-record 42 consecutive years, has made it to Omaha in 11 of Morris' 21 seasons in Coral Gables. Morris set an NCAA record for guiding a program to the CWS in each of his first six years at UM. In addition, Morris won a record 13 consecutive NCAA Regionals from 1994-2006.

Morris has directed the Hurricanes to a 969-377-3 (.717) mark since arriving in 1994. Including his 12 seasons at Georgia Tech (1982-93), Morris has forged a 1,473-644-4 (.694) Division I record in 33 years as a head coach. Overall, Morris has been the head coach at the collegiate level for 36 seasons, spending the first four at DeKalb (Ga.) C.C. (now Georgia Perimeter College) from 1976-79, and has recorded a 1,604-684-4 (.698) mark.

In addition to carrying on Miami's great baseball reputation in the last 20 years, Morris personally led the charge in the construction of Alex Rodriguez Park, and logged hundreds of hours raising funds for the stadium project.

MORRIS IS A REGIONAL REGULAR

Jim Morris earned his 30th consecutive NCAA regional bid in 2014 when he guided the Canes to one of 16 host spots in the tournament. He has led Miami to a regional in each of his 21 seasons (1994-2014), winning 15 of those appearances. The 13 consecutive regional championships (1994-2006) was an NCAA record. He also went to nine straight regionals from 1985-93 with Georgia Tech. Additionally, Miami has advanced to nine Super Regionals under Morris.

Affectionately known as "3" by those surrounding the UM program, Morris led the 2014 Hurricanes to their 42nd-straight NCAA Tournament. Despite six signees being drafted in the 2013 MLB Draft, the Hurricanes reeled in a top-five recruiting class by national publications, with Zack Collins named *Baseball America* National Freshman of the Year under his direction in 2014.

MORRIS IN 36th SEASON AS HEAD COACH

Morris entered 2015 as the fourth-winningest active coach in Division I baseball with 1,435 wins. He wasted little time in moving up the record books, moving into sole possession of eighth place in all-time wins (1,439) on Feb. 15 with a 25-4 win over Rutgers and then seventh place with a 9-5 win over Louisville on March 7 (1,445).

Morris won his 1,500th game as a head coach in Miami's 4-1 upset of No. 1 North Carolina on March 15, 2013 in Chapel Hill, N.C.

Morris reached two coaching milestones in the first half of the 2014 season. He became just the eighth Division I coach to reach 1,400 wins in a 5-2 win over Boston College on March 8, and won his 900th game at Miami in a 7-1 upset of No. 3 Virginia on March 22.

Morris notched his milestone 1,000th win against Georgia Tech, with a 16-13 victory on April 4, 2004. Thirteen days later, he notched win No. 500 at Miami with a 7-3 win against Florida State on April 17. Morris' 1,000th win as a head coach, including time at



DeKalb College, came in a 5-3 win over Northeastern in March 2001.

MAJOR LEAGUE GUIDANCE

Over 150 professional baseball players have played under Morris during their college careers at Miami, Georgia Tech and DeKalb.

Among the players Morris coached at Miami that went on to play in the Major Leagues were Yonder Alonso (San Diego), Ryan Braun (Milwaukee), Pat Burrell (Tampa Bay), Alex Cora (New York Mets), Yasmani Grandal (San Diego), Bobby Hill (San Diego), Aubrey Huff (Detroit), Ryan Jackson (St. Louis), Chris Perez (Cleveland), Cesar Carrillo (San Diego), Brian Barton (St. Louis), Eddy Rodriguez (San Diego), Gaby Sanchez (Florida), Blake Tekotte (Chicago White Sox), Charlton Jimerson (Houston), Jay Tessmer (New York Yankees), Danny Valencia (Minnesota Twins), Jon Jay (St. Louis), Danny Graves (Cincinnati) and Jason Michaels (Houston).

Standout players under Morris from his days at Georgia Tech were Nomar Garciaparra (Los Angeles Dodgers), Jay Payton (Oakland A's) and Jason Varitek (Boston Red Sox).

Morris has also enjoyed success on the International scene. From 1989-90, Morris served as head coach of the USA Baseball team that won a Silver Medal in the 1989 Presidential Cup (Taiwan), Bronze Medal at the Goodwill Games and the 1990 International Baseball Association (IBA) World All-Star Game in Atlanta. In 1987, Morris served as pitching coach under Ron Fraser at the Pan American Games (Silver Medal).

FAMILY MAN

Coach Morris and his wife Nhan live in Miami with their three-year old son, James W. Morris IV (Will).

WEEKEND NEWS & NOTES

WRAPPING IT UP AT THE LIGHT

- No. 8 Miami will wrap up its regular season with an ACC series against **Georgia Tech** at Mark Light Field beginning Thursday, May 14.
- The Hurricanes carry a **nine-game winning streak** into Thursday's series opener against the Yellow Jackets. Miami, who **clinched the ACC's Coastal Division last weekend**, will be the **No. 2 seed** in next week's ACC Baseball Championship in Durham, N.C.
- UM holds a **52-35-2** all-time series lead against the Jackets, but **dropped three of four games** last season. Miami won just **one of three** in a weekend series in Atlanta, and dropped a 6-3 decision at the 2014 ACC Baseball Championship in Greensboro, N.C.
- Georgia Tech is **receiving votes** in the USA Today Coaches Poll and has the No. 29 RPI. The Yellow Jackets are led by **AJ Murray** (.287, 14 HR, 49 RBI) and **Kel Johnson** (.310, 10 HR, 34 RBI).

COASTAL DIVISION CHAMPIONS

- No. 12 Miami clinched its **second straight ACC Coastal Division title** last weekend, locking down the **No. 2 seed of the ACC Baseball Championship** next week in Durham, N.C.
- The Hurricanes, who won the **2014 ACC Regular Season Championship with a 24-6 ACC record**, enter the last weekend of the regular season up **5.5 games** on second-place UNC. Louisville, owners of a 23-4 record with one ACC series remaining will be the No. 1 seed.
- The **Coastal Division title is the third for Miami** since joining the conference prior to the **2005 season**.

GOING STREAKING

- Miami is riding a **season-long nine-game winning streak** into Thursday's series opener against the Jackets. The Hurricanes are **hitting .390** over the win streak and the **team's staff ERA is 1.78**.
- Among Miami's top offensive performers during the winning streak **Zack Collins** (.514, 8 HR, 28 RBI), **George Iskenderian** (.600, 15 runs, .692 OBP) and **David Thompson** (.382, 5 HR, 17 RBI).
- Miami's top performers on the mound over that stretch: **Andrew Suarez** (2-0, 0.69 ERA, 10 strikeouts), **Derik Beauprez** (8.0 IP, 0 R, 7 K's), and **Michael Mediavilla** (5 K's, .077 B/AVG in 4.1 IP).
- The Hurricanes bullpen has a **combined 0.59 ERA** over the winning streak, with **33 combined strikeouts** and just **five combined walks**.
- Miami's team OBP is **.508** and slugging is **.650** during the streak.

SAVING THE BEST FOR LAST

- Senior **Garrett Kennedy** has been one of Miami's top contributors in his final season, hitting for a **.353 average** in 44 starts - the **second-best average** among all regular starters.
- Kennedy's batting average is the **third-highest mark** in the ACC, while his on-base percentage (**.458**) is the **fifth-highest**. His **.360 average in ACC play** is the **eighth-highest** among all qualifiers.
- The breakthrough marks a turnaround for Kennedy, who was **hitting .220 with two home runs & 15 RBI** at this point in 2014.
- Kennedy, who **batted just .231 in his junior season**, is hitting **.438 over the past five games** and hitting **.360 in conference play**.
- Kennedy has already set **career high in hits (59), runs (41), doubles (eight), triples (one), home runs (six) & RBI (44)**.

ACC STANDINGS (May 11)

ATLANTIC	ACC	OVERALL
Louisville	23-4	40-13
Florida State	17-9	37-16
Notre Dame	15-12	33-18
NC State	13-12	30-18
Clemson	13-13	28-25
Wake Forest	11-15	26-24
Boston College	9-17	26-25

COASTAL	ACC	OVERALL
MIAMI	19-8	39-13
North Carolina	13-13	32-19
Georgia Tech	13-14	32-19
Virginia Tech	12-14	26-24
Virginia	12-15	30-19
Duke	8-18	29-21
Pittsburgh	7-20	18-31

ACC RECORDS: YEAR-BY-YEAR

Year	Record	Finish (ACC/Div.)
2014	24-6	1st / 1st Coastal
2013	14-16	8th / 5th Coastal
2012	16-14	5th / 3rd Coastal
2011	19-10	4th / 4th Coastal
2010	20-10	3rd / 3rd Coastal
2009	18-12	5th / 3rd Coastal
2008	23-5	1st / 1st Coastal
2007	17-13	5th / 3rd Coastal
2006	17-13	5th / 4th Coastal
2005	19-10-1	3rd Place (no div.)

IN THE POLLS

- Collegiate Baseball Newspaper: #7*
- Perfect Game: #8*
- USA Today Coaches' Poll: #8*
- D1Baseball.com: #9*
- NCBWA: #10*
- Baseball America: #17*

WINNINGEST ACTIVE COACHES (ENTERING 2015)

- 1) Augie Garrido (Texas) - 1,920
- 2) Mike Martin (Florida State) - 1,813
- 3) Mark Marquess (Stanford) - 1,530
- 4) **Jim Morris (Miami) - 1,435**
- 5) Jack Leggett (Clemson) - 1,300

COLLEGIATE BASEBALL NEWSPAPER

- 1) Louisiana State (SEC)
- 2) Illinois (Big 10)
- 3) **Louisville * (ACC)**
- 4) UCLA (Pac 12)
- 5) Texas Christian (Big 12)
- 6) Texas A&M (SEC)
- 7) **MIAMI (ACC)**
- 8) **Florida State * (ACC)**
- 9) **Florida (SEC)**
- 10) Vanderbilt (SEC)
- 11) California (Pac 12)
- 12) Arizona State (Pac 12)
- 13) Iowa (Big 10)
- 14) Oklahoma State (Big 12)
- 15) Missouri State (MVC)
- 16) Dallas Baptist (MVC)
- 17) Southern California (Pac 12)
- 18) Oregon State (Pac 12)
- 19) Rice (C-USA)
- 20) College of Charleston (CAA)
- 21) Cal State Fullerton (Big West)
- 22) UC Irvine (Big West)
- 23) UC Santa Barbara (Big West)
- 24) Notre Dame (ACC)
- 25) Nevada (Mountain West)

bold italics indicates 2015 opponent

PRESEASON ALL-AMERICANS

Zack Collins

- Golden Spikes Award Watch
- *Baseball America* (1st Team)
- *Collegiate Baseball* (1st)
- *D1Baseball.com* (1st)
- *Perfect Game* (1st)

Bryan Garcia

- Stopper of the Year Watch
- NCBWA (1st Team)
- *Collegiate Baseball* (2nd)
- *Perfect Game* (3rd)

Andrew Suarez

- *Golden Spikes Award Watch*
- *Collegiate Baseball* (2nd Team)

David Thompson

- *Baseball America* (2nd Team)

WEEKEND NEWS & NOTES

ROUNDING INTO FORM

- For another dominant week at the plate that included a .692 average and 14 RBI, **Zack Collins** was named **ACC Player of the Week** for the second straight week on Monday, May 11.
- Collins has been the catalyst for **UM's nine-game winning streak**, hitting **.514** (18-for-35) with eye-popping totals of **eight home runs** and **28 RBI** over that stretch. His slugging percentage is **1.343**, and its OPS (on-base plus slugging) is a whopping **1.957**.
- Beginning with the second leg of a doubleheader sweep of Pittsburgh on May 2, Collins has **six multi-hit performances** in the last seven games and has **totaled seven home runs and 26 RBI**.
- Prior to that game against the Panthers, Collins was hitting **.265** with **six home runs** and **27 RBI** in 45 games. In the seven games since, he has **more than doubled his home run output** (seven) and nearly matched his RBI total (26).

HEATING UP

- Junior **David Thompson** leads the ACC and is tied for the nation lead with **68 RBI**. His **15 home runs** are the most in the ACC and put him in a **five-way tie for seventh-most nationally**.
- Over the **past five games**, sophomore **Zack Collins** is hitting **.611** with **11 hits** (11-for-18), four HRs and 17 RBI. He has **26 total bases** over the stretch with a team-best OPS (on-base plus slugging) of **2.175**.
- Over the past 10 games, junior infielder **George Iskenderian** is hitting **.594** (19-for-32) with 16 runs scored, nine walks and five steals.

"HITS"-KENDERIAN

- Junior infielder **George Iskenderian** has been one of Miami's most reliable offensive contributors in his first season with the Hurricanes. The New Jersey native is hitting **.396** - second-highest mark in the ACC.
- Iskenderian **leads the ACC** in both total hits (**78**) and runs scored (**60**), and ranks third in steals (**20**) and on-base percentage (**.487**). His **.395** average in conference play is the best in the ACC, and he **leads all Hurricanes with 19 multi-hit games** this spring.
- Iskenderian set a new career high with **five hits** in a 14-6 win over FAU on May 12. It was the first five-hit game for a Hurricane since **Nathan Melendres on April 23, 2011** vs. North Carolina.
- The junior, who has played third base, shortstop and second base, has **nine two-hit games**, **six three-hit games**, **three four-hit games** and **one five-hit game**.

STRIKE EARLY, STRIKE OFTEN

- **171** of Miami's **429** runs scored this season (**39.9%**) have come in the **first three innings** of the game - Miami is **30-4 when scoring first** in 2015. The Hurricanes have a **9-9 record** in games when their opponent scores first.
- The Hurricanes have jumped over pitching at home this season, outscoring opponents **117-35** in the first three innings of games played at Mark Light Field.
- When scoring in the **first inning**, Miami has a **21-2 record**. When its opponent scores in the first inning, Miami is 6-6.
- Miami's **.314 team batting average** to open the week was the **eighth-best nationwide** and the **best mark** in the ACC. The Hurricanes' **.423 on-base percentage** is the **best mark in the nation**.

2014 RETURNING STAT LEADERS

OFFENSE

Average: Zack Collins (.298)
Games Played: Z. Collins / W. Abreu (61)
Games Started: Willie Abreu (59)
At Bats: Willie Abreu (220)
Runs: Zack Collins (32)
Hits: Zack Collins / Willie Abreu (61)
Doubles: Zack Collins (14)
Triples: Zack Collins (3)
Home Runs: Zack Collins (11)
Runs Batted In: Zack Collins (54)
Total Bases: Zack Collins (114)
SLG Percent.: Zack Collins (.556)
Walks: Zack Collins (42)
OB Percent.: Zack Collins (.427)
Stolen Bases: R. Eusebio / B. Lopez (6)

PITCHING

ERA (50+ IP): Bryan Garcia (1.75)
Wins: Bryan Garcia (7)
Losses: Bryan Garcia (4)
Appearances: Cooper Hammond (35)
Games Started: Andrew Suarez (16)
Complete Games: Andrew Suarez (1)
Saves: Bryan Garcia (15)
Innings Pitched: Andrew Suarez (109.2)
Hits Allowed: Andrew Suarez (108)
Runs Allowed: Andrew Suarez (46)
Ear. Runs Allowed: Andrew Suarez (36)
Walks: Bryan Garcia (19)
Strikeouts: Andrew Suarez (87)
Wild Pitches: Andrew Suarez (11)
B/AVG Against: Bryan Garcia (.220)

THE LAST TIME A HURRICANE...

Led Off Game with HR....	Carl Chester (3/21/2015 vs. Wake Forest)
Back-to-Back Games with Leadoff HR ...	Charlton Jimerson (6/09/2001, 6/11/2001)
Had Six Hits in a Game...	Mark Sobolewski (3/18/2008 vs. Cornell)
Five Hits...	George Iskenderian (5/12/2015 vs. FAU)
Two Hits in One Inning...	Jason Hagerty (3/7/2008 vs. Boston College)
Hit Three HR's in a Game...	Scott Lawson (6/5/2010 vs. Texas A&M)
Two HR's...	Zack Collins (5/3/2015 vs. Pittsburgh)
Hit Two HR's in One Inning...	Kevin Brown (3/16/1999 vs. Ohio State)
Hit Pinch Hit HR...	Sebastian Diaz (5/2/2014 vs. Alabama St.)
Hit Inside the Park HR...	Paco Figueroa (5/8/2005 vs. Jacksonville)
Hit Grand Slam...	Zack Collins (5/10/2015 vs. NYIT)
Hit for the Cycle...	Gaby Sanchez (5/2/2003 vs. Pace)
Record 10 RBI in One Game...	Kevin Brown (5/27/2001 vs. Stetson)
Nine RBI...	Chad Rupp (4/25/1998 vs. FSU)
Eight RBI...	Danny Valencia (4/9/2005 vs. Virginia)
Seven RBI...	David Thompson (3/20/2015 vs. Wake Forest)
Six RBI...	David Thompson (3/10/2015 vs. FGCU)
Threw CG Shutout...	Andrew Suarez (5/30/2014 vs. Bethune-Cookman)
Recorded Back-to-Back CG's...	David Gil (5/12/2000, 5/27/2000)
Recorded CG 1-Hit S/O...	J.D. Cockroft (5/31/2003 vs. FAU)
Recorded a Perfect Game...	Javi Salas (3/4/2014 vs. Villanova)
Recorded a No-Hitter (non-PG)...	Alex Fernandez (3/18/1989 vs. Maine)
Struck Out 10 Batters...	Andrew Suarez 4/4/2015 vs. Duke)
Recorded Three-Pitch Inning...	Chris Hernandez (6/2/2010 vs. Florida)
Recorded Three Pickoffs in a Game...	Brian Walker (3/16/2001 vs. East Carolina)

WEEKEND NEWS & NOTES

MILESTONES FOR MORRIS

- After leading his team to a 44-19 record in 2014, **head coach Jim Morris moved into ninth place** all-time in college baseball history (regardless of Division, four-year colleges) with 1,435 wins.
- Morris **wasted little time in moving up** that list in 2015, taking over **sole possession of eighth place** when Miami topped Rutgers 25-4 on Feb. 15, 2015 - his 1,439th win as head coach. **He moved into seventh place (1,445) when Miami beat Louisville on March 7.**
- Morris ranks as the **fourth-winningest** among active **Division I coaches by career victories (1,474)** and **fifth in winning percentage (.694)**. He is also the **second-winningest coach in ACC history**.
- Morris became just the **eighth coach in the history of Division I baseball** to accumulate **1,400 wins when Miami beat Boston College 5-2 on March 8, 2014.**

POWER SURGE

- UM's **8.3 runs-per-game average is second-highest nationwide**.
- After connecting for **three homers** in its game against FAU, Miami now has **50 home runs in 2015 - tied for the most of any ACC team**. The Hurricanes had just **25 homers** in all of 2014.
- The Hurricane bats combined to hit just **.263 through the first 52 games** of the 2014 season, but are hitting over **50 points higher (.314)** for the **best team batting average in the ACC** this spring.
- Only **four players had more than home run** at this point in 2014, and the team had just **21 total**. **Eight players have multiple home runs** this spring, with **UM home runs up 138%** (from 21 to 50).
- Miami's offense is **averaging 8.25 runs per game** (compared to **5.73** at this point in 2014), and its **slugging is up over 100 points to .470** (from **.367** in 2014).

SHUT THEM DOWN

- Miami's bullpen has recorded a **2.15 ERA in 200.1 combined innings this season**, and has been a key reason for UM's success.
- Among the Hurricanes' top arms out of the bullpen: sophomore All-American closer **Bryan Garcia** (2.76 ERA, nine saves), freshman lefthander **Michael Mediavilla** (1.63 ERA, 27 appearances, 38 Ks), senior walk-on **Daniel Briggi** (1.91 ERA, 24 Ks) and righthanded sidewinder **Cooper Hammond** (2.12 ERA, 27 appearances).
- Garcia is in sole possession of **fifth place in program history with 24 career saves**; his nine this season are the **fourth-most in the ACC**.

THE LIGHT - THERE'S NO PLACE LIKE IT!

- Miami is **28-4 at home** (87.5 win %) with three games remaining.
- UM finished the 2014 season with a **11-4 home record in ACC play**, and a **23-10 overall home record**. UM's streak of **nine straight home series wins** was snapped against **Florida State** (April 24-26).
- Miami is batting **.333 at home** with a **.451 on-base percentage**.
- Senior **Garrett Kennedy** is batting **.400 in 31 games at home**, with 40 hits, seven doubles and 34 RBI. Junior **George Iskenderian** is batting **.438 at home** with 31 RBI and 42 runs scored.
- Miami's **staff ERA is over 1.5 runs better at home (2.54)** than on the road (**4.09**), while its batting average is nearly 50 points higher (.284).

USA TODAY COACHES POLL

- 1) Louisiana State (SEC)
- 2) ***Louisville* * (ACC)**
- 3) TCU (Big 12)
- 4) UCLA (Pac 12)
- 5) Illinois (Big 10)
- 6) Texas A&M (SEC)
- 7) ***Florida* (SEC)**
- T-8) ***Florida State* * (ACC)**
- T-8) **MIAMI (ACC)**
- 10) Vanderbilt (SEC)
- 11) UC-Santa Barbara (Big West)
- 12) Dallas Baptist (MVC)
- 13) Oklahoma State (Big 12)
- 14) Rice (Conference USA)
- 15) Missouri State (MVC)
- 16) Southern California (Pac 12)
- 17) Iowa (Big 10)
- 18) Arizona State (Pac 12)
- 19) College of Charleston (CAA)
- 20) ***Florida Atlantic* (C-USA)**
- 21) Houston (The American)
- 22) Nevada (Big West)
- 23) Oregon State (Pac 12)
- 24) Arkansas (SEC)
- 25) Coastal Carolina (Big South)

bold italics indicates 2015 opponent

Dropped Out:

- ***Virginia* * (ACC)** (24)
- California (Pac 12) (25)

MLB PLAYERS (since 1999)

- 1) Louisiana State - 45
- 2) Stanford - 41
- T-3) Arizona State - 36
- T-3) Long Beach State - 36
- T-5) MIAMI - 35**
- T-5) Cal State Fullerton - 35
- T-5) Southern California - 35

*****Miami's six players on 2015 Opening Day MLB rosters were tied for the fourth-most among all schools.**

**ACC LEADERS
OFFENSIVE**

Batting Average

- 1) Will Craig (Wake) - .401
- 2) **George Iskenderian (Miami)** - .396
- 3) **Garrett Kennedy (Miami)** - .353
- 4) Stuart Fairchild (Wake) - .350
- 5) Nate Mondou (Wake) - .348

Home Runs

- 1) **David Thompson (Miami)** - 15
- 2) A.J. Murray (Ga. Tech) - 14
- T-3) **Zack Collins (Miami)** - 13
- T-3) Will Craig (Wake) - 13
- T-5) DJ Stewart (Florida St.) - 12
- T-5) Chris Okey (Clemson) - 12

Runs Batted In

- 1) **David Thompson (Miami)** - 68
- 2) Will Craig (Wake) - 58
- 3) Nate Mondou (Wake) - 57
- T-4) **Zack Collins (Miami)** - 53
- T-4) Chris Okey (Clemson) - 53

PITCHING

Earned Run Average

- 1) Matthew Crownover (CU) - 1.43
- 2) Brendan McKay (UofL) - 1.65
- 3) Brian Brown (NCST) - 2.02
- 4) Mike King (Boston College) - 2.17
- 14) Thomas Woodrey (Miami) - 3.01**

Wins

- T-1) Matthew Crownover (CU) - 9
- T-1) Zac Ryan (Ga. Tech) - 9
- 3) Brendan McKay (UofL) - 8
- T-4) **Enrique Sosa (Miami)** - 7
- T-4) Ryan Smoyer (ND) - 7

Strikeouts

- 1) Boomer Biegalski (Florida St.) - 93
- 2) Brendan McKay (UofL) - 88
- 3) Matthew Crownover (CU) - 86
- T-4) Kyle Funkhouser (UofL) - 86
- T-4) T.J. Zeuch (Pitt) - 83

WEEKEND NEWS & NOTES

POSTSEASON RESUME

- After capturing the **2014 ACC Regular Season Championship**, the Hurricanes entered 2015 ranked in the **top 15 of every major college baseball preseason poll**. They've lived up to expectations.
- Miami has **faced the 15th-toughest schedule nationwide according to WarrenNolan.com**, while its **Ratings Percentage Index (RPI) is ranked No. 4 - both important postseason seeding factors**.
- Miami has **10 wins against RPI top 50 teams** and has a **21-13 record against the RPI top 100**. UM clinched its second straight **Coastal Division crown** by virtue of Notre Dame sweeping UNC.

PICKING UP WHERE HE LEFT OFF

- Then-freshman **Bryan Garcia** was named the team's closer just prior to the 2014 season opener and rewarded the coaching staff with an **All-American campaign (NCBWA, third team)**.
- Garcia has **nine saves in 23 appearances**. He has 25 strikeouts on the year, and now has **24 career saves - fifth-most in UM history**. His 23 appearances are the third-most among all relievers.
- An **All-ACC Second Team** selection as a reliever, **Garcia set the Miami freshman saves record** and tied for **11th-most saves nationally with 15** in 2014. He was a consensus Freshman All American first-team selection at reliever.

DEATH, TAXES & THE NCAA POSTSEASON

- The Miami Hurricanes **extended their own college baseball record** with their **42nd consecutive trip to the NCAA postseason** in 2014. Miami **has not missed the postseason since 1973**.
- The Hurricanes' 42 straight trips to the NCAA postseason are the **longest active postseason streak of any Division I program in any sport nationwide**.
- Jim Morris has led teams to the **NCAA postseason in 30 straight years - all 21 years at Miami and his final nine years at Georgia Tech**. Miami **has not missed the postseason since 1972**.
- Miami is the **only school in the state of Florida** to have won a national championship; UM won titles in **1982, 1985, 1999 & 2001**.

ACC BASEBALL CHAMPIONSHIP IN DURHAM

- The ACC Championship will be held at **Durham Bulls Athletic Park through the 2018 season**, the conference office announced. The tournament had **alternated between Greensboro and Durham** in recent years.
- The ACC Baseball Championship has been held in Durham **eight times previously**, including three of the past six years. In **2013**, **tournament records** for single-game attendance (11,329) and championship game attendance (8,697) were set.
- Durham Bulls Athletic Park began a **\$20 million transformation** last year. In 2014, the DBAP boasts an all new playing surface, improved field lights, new seats, additional group picnic areas, and upgraded video displays and sound system.
- Miami was the **top seed** at last year's ACC Championship after finishing **No. 1 in the conference with a 24-6 record in ACC play**. The Hurricanes **have not missed the ACC Championship** since joining the conference prior to the 2005 baseball season.

HOME RUN TRACKER


- 2/15 David Thompson (3-R)
- 2/15 Malik Rosier (solo)
- 2/19 Carl Chester (solo)
- 2/21 Zack Collins (3-R)
- 2/27 Garrett Kennedy (2-R)
- 3/1 Carl Chester (solo)
- 3/4 Zack Collins (solo)
- 3/10 David Thompson (2-R)
- 3/10 Willie Abreu (2-R)
- 3/11 Carl Chester (solo)
- 3/13 David Thompson (solo)
- 3/13 George Iskenderian (2-R)
- 3/15 David Thompson (2-R)
- 3/17 David Thompson (solo)
- 3/17 David Thompson (slam)
- 3/17 George Iskenderian (2-R)
- 3/20 David Thompson (slam)
- 3/20 Garrett Kennedy (2-R)
- 3/20 Ricky Eusebio (solo)
- 3/20 David Thompson (2-R)
- 3/21 Carl Chester (solo)
- 3/20 Garrett Kennedy (3-R)
- 3/27 Ricky Eusebio (solo)
- 3/28 Zack Collins (solo)
- 4/4 Zack Collins (solo)
- 4/5 David Thompson (3-R)
- 4/10 Garrett Kennedy (2-R)
- 4/11 Zack Collins (solo)
- 4/12 David Thompson (3-R)
- 4/14 Willie Abreu (solo)
- 4/26 David Thompson (3-R)
- 4/26 Garrett Kennedy (solo)
- 4/26 Willie Abreu (3-R)
- 4/26 Zack Collins (2-R)
- 5/2 Zack Collins (slam)
- 5/3 George Iskenderian (solo)
- 5/3 Zack Collins (solo)
- 5/3 Zack Collins (2-R)
- 5/6 David Thompson (solo)
- 5/8 Jacob Heyward (solo)
- 5/8 Zack Collins (2-R)
- 5/8 David Thompson (2-R)
- 5/8 Garrett Kennedy (slam)
- 5/9 Jacob Heyward (solo)
- 5/9 Zack Collins (2-R)
- 5/10 Zack Collins (slam)
- 5/10 David Thompson (3-R)
- 5/12 Willie Abreu (2-R)
- 5/12 David Thompson (2-R)
- 5/12 Zack Collins (2-R)

GAMEWINNING HITS / RBI

- 2/13 Johnny Ruiz (1B)
- 2/14 Zack Collins (2B)
- 2/15 Ricky Eusebio (2B)
- 2/21 Brandon Lopez (1B)
- 2/25 Zack Collins (groundout)
- 2/27 Garrett Kennedy (HR)
- 2/28 Willie Abreu (1B)
- 3/4 George Iskenderian (g-out)
- 3/7 Zack Collins (2B)
- 3/11 Carl Chester (HR)
- 3/13 David Thompson (HR)
- 3/14 Christopher Barr (2B)
- 3/17 George Iskenderian (BB)
- 3/20 George Iskenderian (1B)
- 3/21 Carl Chester (HR)
- 3/28 Johnny Ruiz (1B)
- 3/29 Zack Collins (HR)
- 4/3 Garrett Kennedy (1B)
- 4/4 Zack Collins (HR)
- 4/5 Garrett Kennedy (1B)
- 4/8 George Iskenderian (1B)
- 4/10 George Iskenderian (1B)
- 4/11 Zack Collins (HR)
- 4/12 Willie Abreu (1B)
- 4/15 Garrett Kennedy (1B)
- 4/19 Willie Abreu (2B)
- 4/26 David Thompson (HR)
- 5/2 David Thompson (1B)
- 5/2 Garrett Kennedy (1B)
- 5/3 George Iskenderian (HR)
- 5/8 Garrett Kennedy (HBP)
- 5/9 Brandon Lopez (2B)
- 5/10 David Thompson (HBP)
- 5/12 Christopher Barr (3B)



2015 MIAMI HURRICANES PHOTO ROSTER / SPOTTING CHART



#0 Zack Collins



#2 Ricky Eusebio



#4 Johnny Ruiz




#7 George Iskenderian



#8 David Thompson



#10 Justin Smith



#13 Willie Abreu



#14 Danny Garcia




#17 Christopher Barr



#18 Michael Mediavilla



#19 Bryan Garcia



#22 Luke Spangler



#24 Jacob Heyward



#27 Ryan Otero



#28 Malik Rosier




#30 Andrew Suarez




#31 Sam Abrams



#32 Andy Honiotes



#34 Derik Beauprez



#35 Devin Meyer



#37 Keven Pimentel



#38 Daniel Briggi



#39 Cooper Hammond




#40 Garrett Kennedy



#42 Edgar Michelangeli



#43 Thomas Woodrey




#44 Peter Crocitto



#45 Carl Chester



#47 Enrique Sosa



#49 Daniel Epstein



#51 Brandon Lopez



#52 Daniel Sayles



#55 Jesse Lepore

PLAYER PROFILES

HITTER PROFILES

13 • WILLIE ABREU OF

- 6-4 • 225 • SO • Hialeah, FL • Mater Academy**
- Hitting .388 (19-for-49) with 3 HR & 14 RBI over last 15 games
 - Elected team captain alongside fellow sophomore Bryan Garcia
 - Career-long 13-game hitting streak was snapped vs. B-CU (May 6)
 - Led all starters with .444 average against Pitt (4-for-9)
 - Has already passed freshman totals for runs, home runs & RBI
 - Connected on solo blast vs. UCF (4/15) that hit RF parking garage
 - 61 hits in 2014 were tied for third-most; was third team All-ACC
 - Drafted in 14th round of 2013 MLB Draft by Cincinnati Reds
 - Ranked No. 175 Draft-eligible prospect in 2013 by *Perfect Game*

CAREER STATISTICS

YEAR	AVG	GP-GS	AB	R	H	2B	3B	HR	RBI	SB-A
2015	.308	50-50	169	35	52	8	0	3	35	4-4
2014	.277	61-59	220	29	61	8	1	1	28	4-5

CAREER .290 111-109 389 64 113 16 1 4 63 8-9

CAREER HIGHS

At Bats: 7, vs. North Carolina, 5/16/2014
Runs: 3, twice (last vs. Villanova, 3/4/2014)
Hits: 4, twice (last at Virginia, 4/19/2015)
RBI: 3, four times (last vs. Florida State, 4/26/2015)
Walks: 2, nine times (last vs. Bethune-Cookman, 4/1/2015)
Steals: 1, eight times (last vs. Virginia Tech, 4/11/2015)
Hitting Streak: 13 games (2015)

SEASON HIGHS

At Bats: 5, seven times (last at Virginia, April 19)
Runs: 2, eight times (last vs. NYIT, May 9)
Hits: 4, twice (last at Virginia, April 18)
RBI: 3, three times (last vs. Florida State, April 26)
Walks: 2, four times (last vs. Bethune-Cookman, April 1)
Steals: 1, four times (last vs. Virginia Tech, April 11)
Hitting Streak: 13 games

17 • CHRISTOPHER BARR 1B

- 6-1 • 200 • R-SO • Royal Palm Beach, FL • Royal Palm Beach**
- Bumped to No. 2 hole prior to Saturday game vs. FSU (4/25)
 - Had two triples including GWH w/2 RBI in 14-6 W over FAU (5/12)
 - Has hit .345 with 10 walks and 11 RBI in 10 games since
 - Has started past 36 at first base leading into Friday's opener
 - Tied career high with three hits vs. Bethune-Cookman (5/6)
 - Leads team with 11 sacrifice hits - had two in Pitt series
 - Missed 2014 season while recovering from surgery
 - Excels defensively & on basepaths | Perfect 9-for-9 on steals
 - Recorded first career three-hit game in win over Wake (3/21)
 - Finished Opening Weekend .347 (5-for-14), went 1-for-4 vs. FAU

CAREER STATISTICS

YEAR	AVG	GP-GS	AB	R	H	2B	3B	HR	RBI	SB-A
2015	.300	46-43	150	32	45	6	5	0	19	9-9
2013	.217	55-29	115	27	25	1	1	0	6	7-10

CAREER .284 101-72 265 59 70 7 6 0 25 16-19

CAREER HIGHS

At Bats: 6, vs. Florida State, 4/24/2015
Runs: 3, twice (last vs. NYIT, 5/10/2015)
Hits: 3, twice (last vs. Bethune-Cookman, 5/6/2015)
RBI: 3, twice (last vs. NYIT, 5/8/2015)
Walks: 2, three times (last vs. UCF, 4/1/2015)
Steals: 2, vs. North Carolina, 3/17/2013
Hitting Streak: 5 games, twice (last 2015)

SEASON HIGHS

At Bats: 6, vs. Florida State, April 24
Runs: 3, twice (last vs. NYIT, May 10)
Hits: 3, twice (last vs. Bethune-Cookman, May 6)
RBI: 3, vs. NYIT, May 8
Walks: 2, twice (last vs. UCF, April 15)
Steals: 1, six times (last vs. FAU, April 8)
Hitting Streak: 5 games

45 • CARL CHESTER OF

- 6-0 • 190 • FR. • Longwood, FL • Lake Brantley**
- Moved to No. 9 spot from leadoff role in lineup during Duke series
 - Had pinch-hit RBI single last time out to help seal W vs. FAU (5/12)
 - Hit .364 (4-for-11) in series with Pitt with two runs, two RBI
 - Offers dynamic speed - 11 steals rank second most on UM
 - Had two doubles in 2-for-4 performance vs. FSU (4/24)
 - Recorded two RBI groundouts in team's series vs. Virginia
 - Hit .455 vs. Wake (5-for-11), including leadoff HR in G2 (3/21)
 - Selected in 38th round of 2014 MLB Draft by Milwaukee
 - Chosen by *D1Baseball.com* as pick for ACC Freshman of the Year

CAREER STATISTICS

YEAR	AVG	GP-GS	AB	R	H	2B	3B	HR	RBI	SB-A
2014	.272	51-47	184	34	50	10	1	4	24	11-14

SEASON HIGHS

At Bats: 6, vs. Wake Forest, March 21
Runs: 2, nine times (last vs. Bethune-Cookman, May 6)
Hits: 3, twice (last at Wake Forest, March 21)
RBI: 2, twice (last vs. Virginia Tech, April 11)
Walks: 2, twice (last at Wake Forest, March 20)
Hitting Streak: 7 games

0 • ZACK COLLINS C/DH

- 6-3 • 220 • SO • Pembroke Pines, Fla. • Amer. Heritage**
- Current 11-game hitting streak: .447, 8 HR, 29 RBI, 1.064 SLG
 - Named ACC Player of the Week Monday after hitting .652 w/3 HR
 - Had one home run in each game vs. NYIT, 8 HR in last nine games
 - POTW honor was 2nd straight; has been catalyst for win streak
 - Had dominant series vs. Pitt: 3 HR (inc. 1 grand slam) & 9 RBI
 - 26 extra-base hits ranks second on UM (only to Thompson's 32)
 - 6th *Baseball America* National Freshman of the Year from Miami
 - Ranked by *Perfect Game* as top 2016 Draft-eligible player in ACC
 - Named ACC Freshman of the Year and to All-ACC Third Team at C

CAREER STATISTICS

YEAR	AVG	GP-GS	AB	R	H	2B	3B	HR	RBI	SB-A
2015	.307	51-51	189	49	58	9	4	13	53	7-8
2014	.298	61-58	205	32	61	14	3	11	54	0-0

CAREER .302 112-109 394 81 119 23 7 24 107 7-8

CAREER HIGHS

At Bats: 6, twice (last vs. Duke, 5/24/2014)
Runs: 4, vs. NYIT, 5/8/2015
Hits: 4, twice (last vs. NYIT, 5/8/2015)
RBI: 6, at NC State, 3/30/2014
Walks: 3, five times (last at Wake Forest, 3/20/2015)
Hitting Streak: 11 games (2015)

SEASON HIGHS

At Bats: 5, seven times (last vs. NYIT, May 8)
Runs: 4, vs. NYIT, May 8
Hits: 4, vs. NYIT, May 8
RBI: 5, at Pittsburgh, May 2 (Game Two)
Walks: 3, twice (last at Wake Forest, March 20)
Hitting Streak: 11 games (current)

44 • PETER CROCITTO C/3B/1B

- 6-0 • 205 • FR. • Palm City, FL • South Fork**
- Hit doubles vs. Bethune-Cookman, VTech, and two vs. FSU
 - Connected on first career double & RBI in opener vs. VT (4/1)
 - Has seen action in 11 games in first season
 - Made diving stop at third in 9th vs. Wake (3/21) to save a basehit

CAREER STATISTICS

YEAR	AVG	GP-GS	AB	R	H	2B	3B	HR	RBI	SB-A
2015	.389	14-0	18	4	7	4	0	0	4	0-0

SEASON HIGHS

At Bats: 3, vs. Rutgers, February 15
Runs: 1, three times (last vs. Florida State, April 25)
Hits: 1, six times (last vs. Florida State, April 26)
RBI: 1, twice (last vs. Florida State, April 26)
Walks: N/A
Hitting Streak: 3 games

2 • RICKY EUSEBIO OF

- 5-11 • 195 • JR • Homestead, FL • Gulliver Prep**
- Moved to leadoff spot during Duke series after hitting in 2-hole
 - Has started all 52 games in centerfield this season
 - Has career 85.7% rate on stolen bases, including 80% this year
 - Excels on defense, staff considers him w/best UM def. CFs ever
 - 11 doubles and 16 steals both rank second-most at UM
 - Set career highs in every off. category in 2015 - his first as starter
 - Constant on-base threat - HBP leader (14), 2nd in walks (36)
 - One of only three players to start all 52 games this season
 - Named to first team All-Dade senior season by *Miami Herald*

CAREER STATISTICS

YEAR	AVG	GP-GS	AB	R	H	2B	3B	HR	RBI	SB-A
2015	.289	52-52	187	54	54	11	2	2	25	16-20
2014	.263	44-13	57	16	15	2	0	0	7	6-6
2013	.221	47-23	95	14	21	3	0	0	8	8-9

CAREER .265 143-88 339 84 90 16 2 2 40 30-35

CAREER HIGHS

At Bats: 7, vs. Florida State, 4/24/2015
Runs: 3, three times (last at FGCU, 3/10/2015)
Hits: 3, four times (last vs. Duke, 4/3/2015)
RBI: 3, four times (last vs. Virginia Tech, 4/11/2015)
Walks: 3, vs. NYIT, 5/9/2015
Steals: 2, four times (last vs. Rutgers, 2/15/2015)
Hitting Streak: 7 games (2015)

SEASON HIGHS

At Bats: 7, vs. Florida State, April 24
Runs: 3, three times (last at FGCU, March 10)
Hits: 3, twice (last vs. Duke, April 3)
RBI: 3, twice (last vs. Virginia Tech, April 11)
Walks: 3, vs. NYIT, May 9
Steals: 2, vs. Rutgers, February 15, 2015
Hitting Streak: 7 games

24 • JACOB HEYWARD OF

- 6-3 • 201 • SO • McDonough, GA • Eagle's Landing**
- Went 1-for-3 w/ one run and one walk in last start vs. FAU (5/12)
 - Started in finale vs. NYIT and finished 3-for-4 with 2 R & 2 BB
 - Hit pinch hit home runs in back-to-back games vs. NYIT (5/8 + 5/9)
 - Home run in Game 2 vs. NYIT was a moon shot over leftfield net
 - Serves as one of team's top defensive replacements in rightfield
 - Made first start of season vs. Barry (2/27), had two walks
 - Saw action in all four games versus Rutgers, totaling 3 R & 2 RBI
 - Drafted in the 38th round of the 2013 MLB Draft by Atlanta
 - Ranked No. 196 senior overall (No. 11 in Georgia) by *Perfect Game*
 - Younger brother of St. Louis Cardinals' outfielder Jacob Heyward

CAREER STATISTICS

YEAR	AVG	GP-GS	AB	R	H	2B	3B	HR	RBI	SB-A
2015	.310	41-7	58	21	18	2	0	2	7	1-2
2014	.160	14-6	25	5	4	1	0	0	3	0-1

CAREER .265 55-13 83 26 22 3 0 2 10 1-3

CAREER HIGHS

At Bats: 5, at FGCU, 3/10/2015
Runs: 3, vs. NYIT, 5/9/2015
Hits: 3, twice (last vs. NYIT, 5/10/2015)
RBI: 3, vs. Duke, 5/10/2014
Walks: 2, twice (last vs. NYIT, 5/10/2015)
Steals: N/A
Hitting Streak: 5 games (2014)

SEASON HIGHS

At Bats: 5, at FGCU, March 10
Runs: 3, vs. NYIT, May 8
Hits: 3, vs. NYIT, May 10
RBI: 2, three times (last vs. NYIT, May 8)
Walks: 2, twice (last vs. NYIT, May 10)
Steals: N/A
Hitting Streak: 3 games (current)

7 • GEORGE ISKENDERIAN INF

6-0 • 190 • JR • Englewood Cliffs, NJ • IRCC

- .396 average ranks second in the ACC and No. 13 nationally
- Recorded UM's first five-hit performance since 2011 last time out
- Opened weekend as ACC leader in hits (78) and runs scored (60)
- .395 average in ACC play is tops among all players in conference
- One of only three players to start all 52 games this season
- Leads team w/19 multi-hit games; 12 multi-RBI games tie for 3rd
- Hit .571 (8-for-14) with four runs in sweep of Duke (4/3-4/6)
- Picked by St. Louis (34th RD) in MLB Draft out of Indian River CC
- Played freshman season at South Carolina, hitting .250 with 6 RBI

CAREER STATISTICS

YEAR	AVG	GP-GS	AB	R	H	2B	3B	HR	RBI	SB-A
2015	.396	52-52	197	60	78	11	2	3	44	20-21

SEASON HIGHS

At Bats: 5, 14 times (last vs. FAU, May 12)
 Runs: 3, four times (last vs. Florida State, April 26)
 Hits: 5, vs. FAU, May 12
 RBI: 3, four times (last vs. Duke, April 5)
 Walks: 3, vs. Florida State, April 24
 Steals: 2, three times (last vs. Bethune-Cookman, April 1)
 Hitting Streak: 12 games

40 • GARRETT KENNEDY C

6-1 • 210 • SR • Davie, Fla. • Archbishop McCarthy

- Serving as one of Miami's most productive hitters in last year
- Hit first career grand slam in 26-0 rout of NYIT on May 8
- Already has set career highs in every offensive category
- Hitting .412 with two homers, 16 RBI on UM's 9-game W streak
- .449 on-base percentage is fifth-best among all players in ACC
- One of just four players slugging over .500 (.521) - has 15 XBHs
- Hit two-run walk-off home run in bottom nine vs. Wright St. (2/27)
- One of team's most experienced players, one of four seniors
- Connected in homers in back-to-back games against Florida in '14
- Named to 2014 Coral Gables Regional All-Tournament Team

CAREER STATISTICS

YEAR	AVG	GP-GS	AB	R	H	2B	3B	HR	RBI	SB-A
2015	.353	49-44	167	41	59	8	1	6	44	1-1
2014	.231	43-38	117	14	27	3	0	2	16	1-1
2013	.282	45-39	124	17	35	4	0	3	16	0-2
2012	.165	40-31	85	6	14	0	0	0	4	0-1

CAREER .274 177-152 493 78 135 15 1 11 80 2-5

CAREER HIGHS

At Bats: 8, vs. Florida State, 4/24/2015
 Runs: 5, vs. Rutgers, 2/15/2015
 Hits: 3, four times (last vs. Virginia Tech, 4/10/2015)
 RBI: 5, vs. NYIT, 5/8/2015
 Walks: 3, vs. St. John's, 3/5/2013
 Steals: 1, twice (last vs. Virginia, 4/19/2015)
 Hitting Streak: 11 games (2015)

SEASON HIGHS

At Bats: 8, vs. Florida State, April 24
 Runs: 5, vs. Rutgers, February 15
 Hits: 3, four times (last vs. Virginia Tech, April 10)
 RBI: 5, vs. NYIT, May 8
 Walks: 2, six times (last vs. Virginia Tech, April 12)
 Steals: 1, vs. Virginia, April 19
 Hitting Streak: 11 games

51 • BRANDON LOPEZ SS

6-1 • 190 • JR • Miramar, FL • American Heritage

- Has started 22 of last 23 games at SS, including 20 straight
- Hit .364 (4-for-11) vs. Pitt with game-tying 1B in 8th inning of G1
- One of 8 regulars hitting over .300 - bat has impressed in 2015
- Hit .429 (6-for-14) & had three multi-hit games against Florida St.
- One of the top defensive infielders in the conference
- Drafted in 34th round of 2012 MLB Draft by Toronto Blue Jays

CAREER STATISTICS

YEAR	AVG	GP-GS	AB	R	H	2B	3B	HR	RBI	SB-A
2015	.314	34-32	105	18	33	6	2	0	16	0-0
2014	.233	56-56	189	23	44	6	1	0	29	6-11
2013	.243	59-58	181	17	44	1	0	1	15	5-7

CAREER .255 149-146 475 58 121 13 3 1 60 11-18

LOPEZ CAREER HIGHS

At Bats: 7, vs. North Carolina, 5/16/2014
 Runs: 2, eight times (last at Pittsburgh, 5/3/2015)
 Hits: 3, five times (last at Louisville, 3/7/2015)
 RBI: 4, twice (last vs. Boston College, 3/7/2014)
 Walks: 3, twice (last at Clemson, 4/27/2014)
 Steals: 2, vs. Clemson, 4/27/2014
 Hitting Streak: 7 games (2013)

LOPEZ SEASON HIGHS

At Bats: 5, twice (last vs. Florida State, April 26)
 Runs: 2, three times (last at Pittsburgh, May 3)
 Hits: 3, at Louisville, March 7
 RBI: 3, at Louisville, March 7
 Walks: 2, three times (last vs. Florida State, April 24)
 Steals: N/A
 Hitting Streak: 5 games

42 • EDGAR MICHELANGELI INF

6-1 • 210 • R-SO • Miami, FL • Florida Christian

- Went hitless in two at bats in start at DH vs. Bethune (4/1)
- Went 1-for-4 in start at DH vs. Army (3/17)
- Two-run 2B in 8th inning helped clinch win vs. Rutgers (2/14)
- Made 18 appearances in first full season in '14, including 10 GS
- Sat out 2013 season due to NCAA transfer rules (Miami-Dade JC)

CAREER STATISTICS

YEAR	AVG	GP-GS	AB	R	H	2B	3B	HR	RBI	SB-A
2015	.220	32-10	59	9	13	4	0	0	5	1-1
2014	.209	17-10	43	4	9	3	0	0	9	0-1

CAREER .217 49-20 102 13 22 7 0 0 14 1-2

CAREER HIGHS

At Bats: 5, at FGCU, 3/10/2015
 Runs: 2, twice (last vs. NYIT, 5/10/2015)
 Hits: 2, vs. FAU, 2/17/2015
 RBI: 2, twice (last vs. Rutgers, 2/14/2015)
 Walks: 2, vs. Wright State (2/27/2015)
 Hitting Streak: 4 games (2015)

SEASON HIGHS

At Bats: 5, at FGCU, March 10
 Runs: 2, twice (last vs. NYIT, May 10)
 Hits: 2, at FAU, February 17
 RBI: 2, vs. Rutgers, February 14
 Walks: 2, vs. Wright State (2/27/2015)
 Hitting Streak: 4 games (twice)

4 • JOHNNY RUIZ 2B

5-11 • 195 • SO • Coral Gables, FL • Westminster Chris.

- Has become Miami's top bat off the bench in second half of 2015
- Catalyst for Miami's rally vs. FAU - pinch-hit leadoff single (4/8)
- Started at second vs. Duke (4/5) & reached in all four appearances
- Team's top hitter at UNC: 4-for-9 (.444) with GWH in Game 1
- Delivered GWH on Opening Day, two-RBI single in 8th inning
- Took over 3B midway thru '14 after Thompson suffered blood clot
- Named 2013 4A-2A Player of the Year by *Miami Herald*
- Hit .564 with five home runs and 40 RBI during senior season

CAREER STATISTICS

YEAR	AVG	GP-GS	AB	R	H	2B	3B	HR	RBI	SB-A
2015	.290	42-21	100	14	29	2	1	0	17	0-0
2014	.229	45-38	131	22	30	7	0	0	11	2-4

CAREER .255 87-59 231 36 59 9 0 0 28 2-4

CAREER HIGHS

At Bats: 5, vs. Rutgers, 2/15/2015
 Runs: 2, five times (last vs. Duke, 5/10/2014)
 Hits: 3, three times (last vs. NYIT, 5/10/2015)
 RBI: 3, vs. Rutgers, 2/13/2015
 Walks: 2, eight times (last vs. Duke, 4/5/2015)
 Steals: 1, twice (last at Virginia Tech, 4/6/2014)
 Hitting Streak: 6 games (2014)

SEASON HIGHS

At Bats: 5, vs. Rutgers, February 15
 Runs: 1, 10 times (last vs. Virginia Tech, April 12)
 Hits: 3, vs. NYIT, May 10
 RBI: 3, vs. Rutgers, February 13
 Walks: 2, vs. Duke, April 5
 Hitting Streak: 3 games (three times)

28 • MALIK ROSIER OF

6-3 • 213 • FR • Mobile, AL • Faith Academy

- Had first career hits - two-RBI 1B & solo HR - 2/15/15 vs. Rutgers
- Four-year letterman at Faith Academy, speedy & can hit for power
- Played catcher first three seasons before switching to outfield
- Also playing quarterback for football team at Miami

CAREER STATISTICS

YEAR	AVG	GP-GS	AB	R	H	2B	3B	HR	RBI	SB-A
2015	.333	12-0	15	3	5	0	0	1	3	0-0

SEASON HIGHS

At Bats: 3, vs. Rutgers, February 15
 Runs: 1, vs. Rutgers, February 15
 Hits: 2, vs. Rutgers, February 15
 RBI: 3, vs. Rutgers, February 15

8 • DAVID THOMPSON INF

6-2 • 220 • JR • Miami, FL • Westminster Christian

- Tied for nation & ACC lead with 68 RBI; leads ACC with 15 HR
- Slugging (2nd) and on-base (10th) among best figures in ACC
- Hit .308 (4-for-13) vs. Pitt, including go-ahead 1B in 9th in Game 1
- Has started all 52 games of season - 42 at 3B, 1 at DH, 9 at 1B
- Preseason All-America second-team selection by *Baseball America*
- 2-time ACC POTW this season in back-to-back weeks (3/16, 3/23)
- Developed blood clot in arm midway though '14, missed 32 games
- Earned Freshman All-America honors from *Perfect Game* in 2013
- Was the first three-time *Miami Herald* Athlete of the Year winner
- State home run leader for single season (19) and career (55), breaking records set by Alex Rodriguez at same school/ballpark

CAREER STATISTICS

YEAR	AVG	GP-GS	AB	R	H	2B	3B	HR	RBI	SB-A
2015	.333	52-52	198	46	66	15	2	15	68	1-3
2014	.278	30-30	108	15	30	6	1	0	15	0-1
2013	.286	52-51	182	22	52	14	0	6	46	3-5

CAREER .301 134-133 492 83 148 35 3 21 129 4-9

CAREER HIGHS

At Bats: 6, twice (last at FGCU, 3/10/2015)
 Runs: 3, five times (last vs. NYIT, 5/10/2015)
 Hits: 4, at FGCU, 3/10/2015
 RBI: 7, at Wake Forest, 3/20/2015
 Walks: 3, vs. NYIT, 5/8/2015
 Steals: 1, four times (last vs. Rutgers, 2/14/2015)
 Hitting Streak: 20 games (2015)

SEASON HIGHS

At Bats: 6, twice (last at FGCU, March 10)
 Runs: 3, four times (last vs. NYIT, May 10)
 Hits: 4, at FGCU, March 10
 RBI: 7, at Wake Forest, March 20
 Walks: 3, vs. NYIT, May 8
 Steals: 1, vs. Rutgers, February 14
 Hitting Streak: 20 games

10 • JUSTIN SMITH OF

6-2 • 205 • FR • St. John's, FL • Bartram Trail

- Had first career RBI on 1B vs. NYIT last time out on May 10
- Had one walk, one run scored in start at LF vs. Duke (4/5)
- Made first start of career Saturday vs. NC State (3/14)
- Had first career hit in first career at bat vs. Rutgers (2/14)
- Saw action in three games vs. Rutgers, scored two runs
- Ranked No. 43 high school prospect by *Baseball America*
- Named *Perfect Game* First Team All-American from 2011-14

CAREER STATISTICS

YEAR	AVG	GP-GS	AB	R	H	2B	3B	HR	RBI	SB-A
2015	.229	21-3	35	5	8	1	0	0	1	0-0

SEASON HIGHS

At Bats: 4, vs. Army, March 17
 Runs: 1, five times (last vs. Pittsburgh, May 2 (Game Two))
 Hits: 1, eight times (last vs. NYIT, May 10)
 RBI: 1, vs. NYIT, May 10
 Walks: 1, three times (last vs. Duke, April 5)

STARTING PITCHER PROFILES

43 THOMAS WOODREY JR LHP



Junior (2015)...

Has stepped up in first season as starting pitcher, tossing 6.0 innings in every start but last one...Pitched in bullpen first two seasons at Miami...3.01 ERA is lowest among weekend starters...Changeup is best among all pitchers on staff...Has best control of any starter...Moved up to Friday night role after Florida series, beginning vs. Wright State (Feb. 20)...11 walks are fewest among starting pitchers...Scratched from start vs. NC State due to stomach virus.

Sophomore (2014)...

Served as one of team's most reliable relievers, finishing with 31 appearances totaling 49.2 innings...Recorded 2.54 ERA – third-lowest among bullpen regulars...Struck out 36 batters compared to just 11 walks...19 of 31 appearances were of more than one inning...Made six postseason appearances: three in ACC Championship (May 21-24), and three in Coral Gables Regional (May 31-June 2)

Freshman (2013)...

Saw action in 19 games including three starts...Totaled 40.1 innings, fifth-most of any pitcher on staff...Ended season with 4-0 record and 3.12 ERA...Opened season as midweek starter before shifting to bullpen...Finished with 30 strikeouts compared to 14 walks...Made three appearances in postseason totaling 3.0 innings with six strikeouts.

CAREER HIGHS

- Innings:** 8.0, vs. Maine, 3/5/2013
- Hits Allowed:** 11, vs. Louisville, 3/7/2015
- Runs Allowed:** 7, twice
- Earned Runs Allowed:** 5, vs. Louisville, 3/7/2015
- Strikeouts:** 7, vs. Virginia Tech, 4/10/2015
- Walks:** 5, vs. FAU, 2/20/2013

CAREER STATISTICS

YEAR	ERA	W-L	APP	IP	H	R	ER	BB	SO	B/AVG
2015	3.01	5-2	12	74.2	74	40	25	11	40	.259
2014	2.54	4-0	31	49.2	38	14	14	11	36	.221
2013	3.12	4-0	19	40.1	35	18	14	14	30	.230
CAREER	2.83	13-2	62	164.2	147	72	53	36	136	

30 ANDREW SUAREZ R-JR LHP



Redshirt Junior (2015)...

Named to Golden Spikes Award Preseason Watch List, recognizing top amateur player...Ranked in the top 100 MLB Draft prospects by MLB.com...Cruised through seven inning outing in start vs. Pitt...Had disappointing performance vs. Florida State, tagged for career-high 12 runs (10 earned) on 11 hits...Struck out career-high 12 batters in 8.0-inning outing vs. Duke (April 4)...Considered among top college lefthanders eligible for 2015 MLB Draft.

Redshirt Sophomore (2014)...

Selected by Washington Nationals in second round of 2014 MLB First-Year Player Draft (No. 57 overall)...Earned third-team All-ACC recognition...Made 16 starts in weekend rotation, totaling 109.2 innings...Struck out season-high 10 batters twice...Tossed 9.0 innings in four different games.

Redshirt Freshman (2013)...

Recovered from shoulder surgery and made 15 starts as member of weekend rotation...Finished with 3-5 record and 3.95 ERA...Threw 86.2 innings, third-most of any pitcher on staff...Struck out 57 batters and issued 19 walks...Totaled 12.0 innings in two postseason starts against North Carolina (May 23) and Oklahoma State (June 2) with eight strikeouts and one walk.

Freshman (2012)...

Missed nearly entire season rehabbing from surgery...Started and pitched three impressive innings against the Marlins in the team's stadium-opening exhibition.

CAREER HIGHS

- Innings:** 9.0, four times
- Hits Allowed:** 11, three times (last vs. FSU, 4/25/2015)
- Runs Allowed:** 12, vs. FSU, 4/25/2015
- Earned Runs Allowed:** 10, vs. FSU, 4/25/2015
- Strikeouts:** 12, vs. Duke, 4/4/2015
- Walks:** 5, vs. Wake Forest, 5/12/2013

CAREER STATISTICS

YEAR	ERA	W-L	APP	IP	H	R	ER	BB	SO	B/AVG
2015	3.27	6-1	10	55.0	57	27	20	16	51	.266
2014	2.95	6-3	16	109.2	108	46	36	15	87	.256
2013	3.95	3-5	15	86.2	94	47	38	19	57	.282
2012	19.29	0-0	3	2.1	6	5	5	1	1	.462
CAREER	3.09	15-9	44	298.2	265	127	99	51	196	

STARTING PITCHER PROFILES



47 ENRIQUE SOSA JR RHP

Junior (2015)...
 Has been among Miami's breakout performers in 2015...Has made 13 starts on weekend rotation, only pitcher to start every weekend...12-to-6 true curveball among best pitches on staff...Has 57 strikeouts in 69.1 innngs, and leads team with seven wins...Has been particularly dominant at home, with 6-0 record and 1.04 ERA...Went career-long 7.0 innings vs. Duke (April 5)...Struck out career-high 10 batters in first start of season vs. Rutgers (Feb. 14).

Sophomore (2014)...

Made 11 appearances out of bullpen, totaling 15.1 innings...Recorded 7.04 ERA with 14 strikeouts...Struck out season-high four batters against Bethune-Cookman (March 11) in career-long 2.2 innings...Tossed two scoreless innings against Virginia Tech (April 4)...Struck out three batters in two clean innings against Alabama State (May 2)...Did not allow any hits in 1.2 scoreless innings against North Carolina (May 16).

Freshman (2013)...

Made five appearances out of the bullpen, totaling 7.0 innings...Allowed five earned runs (6.40 ERA)...Finished with three strikeouts...Pitched 1.0 scoreless inning in career debut against St. Thomas (Feb. 26)...Went career-high 2.2 innngs and struck out career-high two batters against Illinois State (March 12).

CAREER HIGHS

- Innings:** 7.0, vs. Virginia Tech, 4/12/2015
- Hits Allowed:** 9, vs. North Carolina, 3/29/2015
- Runs Allowed:** 7, vs. North Carolina, 3/29/2015
- Earned Runs Allowed:** 7, vs. North Carolina, 3/29/2015
- Strikeouts:** 10, vs. Oklahoma State, 5/31/2013
- Walks:** 4, vs. Pittsburgh, 5/3/2015

CAREER STATISTICS

YEAR	ERA	W-L	APP	IP	H	R	ER	BB	SO	B/AVG
2015	3.76	7-3	13	69.1	64	32	29	25	57	.244
2014	7.04	0-1	11	15.1	12	14	12	11	14	.207
2013	6.43	0-0	5	7.0	8	5	5	6	3	.296
CAREER	4.65	7-4	29	91.2	84	51	46	42	74	



14 DANNY GARCIA SO LHP

Sophomore (2015)...
 Has been among team's most improved players in 2015, and has solidified role as No. 4 starter during midweek games...Has also served in long relief role out of bullpen...68 strikeouts leads the team...70.0 innings is second-most of any pitcher on staff...Made two relief appearances vs. Florida State and another on the road at Pittsburgh...Has made 10 starts and seven relief appearances...Struck out career-high 11 in start vs. Stetson...Will factor into weekend as spring moves towards postseason play...

Freshman (2014)...

Saw action in 11 games, including three starts...Finished with 18 strikeouts...Made career-first appearance in season opener against Maine (Feb. 14), striking out one batter...Recorded career-first start against Villanova (March 5), allowing two runs while striking out career-high eight...Went career-long 4.2 innings against Stetson (March 12)...Struck out 11 batters in three starts

High School...

Earned first-team All-Dade recognition from Miami Herald for final two seasons at Westwood Christian...Garnered all-state honors from Florida Athletic Coaches Association (FACA)...Recorded 5-2 record with 85 strikeouts and 1.85 ERA senior season, guiding school to first state championship in its history.

CAREER HIGHS

- Innings:** 7.2, vs. Barry, 2/25/2015
- Hits Allowed:** 11, vs. FGCU, 3/25/2015
- Runs Allowed:** 7, vs. FGCU, 3/25/2015
- Earned Runs Allowed:** 5, vs. FGCU, 3/25/2015
- Strikeouts:** 11, vs. Stetson, 3/11/2015
- Walks:** 2, three times

CAREER STATISTICS

YEAR	ERA	W-L	APP	IP	H	R	ER	BB	SO	B/AVG
2015	3.21	6-1	16	70.0	69	28	25	15	68	.263
2014	6.30	0-1	11	20.0	22	16	14	10	18	.282
CAREER	3.80	6-2	27	90.0	91	44	39	25	86	



2015 Miami Hurricanes Baseball
Overall Statistics for Miami (FL) (as of May 12, 2015)
(All games Sorted by Batting avg)



Record: 39-13 Home: 28-4 Away: 11-9 ACC: 19-8

Player	avg	gp-gs	ab	r	h	2b	3b	hr	rbi	tb	slg%	bb	hp	so	gdp	ob%	sf	sh	sb-att	po	a	e	fld%
George Iskenderian	.396	52-52	197	60	78	11	2	3	44	102	.518	32	6	33	2	.487	3	1	20-21	75	128	16	.927
Garrett Kennedy	.353	49-44	167	41	59	8	1	6	44	87	.521	26	8	19	2	.458	2	2	1-1	178	19	1	.995
David Thompson	.333	52-52	198	46	66	15	2	15	68	130	.657	35	5	24	8	.438	4	3	1-3	112	86	9	.957
Brandon Lopez	.314	34-32	105	18	33	6	2	0	16	43	.410	25	3	16	0	.455	1	5	0-0	40	91	8	.942
Jacob Heyward	.310	41-7	58	21	18	2	0	2	7	26	.448	12	2	14	1	.444	0	0	1-2	22	0	1	.957
Zack Collins	.307	51-51	189	49	58	9	4	13	53	114	.603	41	7	45	4	.445	1	0	7-8	212	25	2	.992
Willie Abreu	.306	51-51	173	36	53	8	0	4	37	73	.422	21	8	33	4	.404	1	5	4-4	89	6	0	1.000
Christopher Barr	.300	46-43	150	32	45	6	5	0	19	61	.407	21	5	32	3	.401	1	11	9-9	374	22	3	.992
Johnny Ruiz	.290	42-21	100	14	29	2	1	0	17	33	.330	7	0	20	1	.330	2	3	0-0	48	77	3	.977
Ricky Eusebio	.289	52-52	187	54	54	11	2	2	25	75	.401	36	14	31	2	.437	1	6	16-20	116	1	0	1.000
Carl Chester	.272	51-47	184	34	50	10	1	4	24	74	.402	17	9	43	3	.358	2	6	11-14	69	4	3	.961

Peter Crocitto	.389	14-0	18	4	7	4	0	0	4	11	.611	1	0	4	0	.421	0	0	0-0	14	1	0	1.000
Sebastian Diaz	.364	7-3	11	3	4	0	0	0	3	4	.364	1	0	6	0	.385	1	0	1-1	7	5	3	.800
Malik Rosier	.333	12-0	15	3	5	0	0	1	3	8	.533	1	1	3	1	.412	0	0	0-0	4	0	1	.800
Justin Smith	.229	21-3	35	5	8	1	0	0	1	9	.257	4	3	12	0	.357	0	0	0-0	7	0	0	1.000
Edgar Michelangeli	.220	32-10	59	9	13	4	0	0	5	17	.288	10	0	14	2	.333	0	2	1-1	27	26	3	.946
Totals	.314	52	1846	429	580	97	20	50	370	867	.470	290	71	349	33	.423	19	44	72-84	1416	571	61	.970
Opponents	.238	52	1746	200	416	70	9	19	169	561	.321	161	39	394	33	.314	14	32	32-53	1359	486	86	.955

LOB - Team (485), Opp (376). DPs turned - Team (41), Opp (42). CI - Team (0), Opp (3). IBB - Team (4), Thompson, D. 2, Iskenderian 1, Collins, Z. 1, Opp (7). Picked off - Chester, C. 4, Eusebio, R. 3, Thompson, D. 1, Michelangeli 1, Collins, Z. 1, Barr, C. 1, Iskenderian 1.

(All games Sorted by Earned run avg)

Player	era	w-l	app	gs	cg	sho	sv	ip	h	r	er	bb	so	2b	3b	hr	b/avg	wp	hp	bk	sfa	sha	
Thomas Woodrey	3.01	5-2	12	12	0	0/1	0	74.2	74	40	25	11	40	12	5	7	.259	0	8	2	3	8	
Danny Garcia	3.21	6-1	17	10	0	0/2	0	70.0	69	28	25	15	68	8	2	5	.263	4	5	0	1	3	
Andrew Suarez	3.27	6-1	10	10	0	0/2	0	55.0	57	27	20	16	51	9	0	3	.266	2	1	0	1	2	
Enrique Sosa	3.76	7-3	13	13	0	0/2	0	69.1	64	32	29	25	57	11	0	3	.244	6	7	0	3	2	

Andy Honiotes	0.00	0-0	7	0	0	0/1	0	8.1	4	0	0	6	8	0	0	0	.154	0	1	0	0	0	
Michael Mediavilla	1.63	3-1	27	0	0	0/1	0	27.2	14	8	5	11	38	6	0	0	.154	3	1	0	2	4	
Sam Abrams	1.88	1-0	11	0	0	0/2	0	14.1	15	3	3	9	12	5	0	0	.294	0	3	0	2	2	
Daniel Braggi	1.91	1-0	19	0	0	0/2	0	28.1	11	6	6	12	24	5	0	1	.120	1	1	0	0	1	
Jesse Lepore	1.93	0-0	10	0	0	0/3	0	14.0	13	5	3	7	10	1	0	0	.236	1	0	1	0	0	
Cooper Hammond	2.12	3-1	27	0	0	0/2	2	29.2	28	8	7	7	23	3	0	0	.248	1	5	0	0	3	
Bryan Garcia	2.76	4-2	24	0	0	0/1	9	29.1	21	10	9	15	26	3	0	0	.214	5	2	0	0	5	
Daniel Sayles	4.91	0-0	6	1	0	0/1	0	3.2	5	3	2	1	1	0	1	0	.333	0	0	0	0	0	
Ryan Otero	5.14	0-0	12	2	0	0/1	1	21.0	19	13	12	7	10	4	1	0	.235	2	4	0	2	0	
Derik Beauprez	5.74	3-2	15	4	0	0/2	0	26.2	22	17	17	19	26	3	0	0	.220	6	1	1	0	1	
Totals	3.11	39-13	52	52	0	7/7	12	472.0	416	200	163	161	394	70	9	19	.238	31	39	4	14	31	
Opponents	6.91	13-39	52	52	1	0/0	4	453.0	580	429	348	290	349	97	20	50	.314	67	71	2	19	43	

PB - Team (5), Collins, Z. 4, Kennedy, G. 1, Opp (17). Pickoffs - Team (15), Garcia, D. 4, Collins, Z. 4, Suarez, A. 3, Woodrey, T. 2, Kennedy, G. 1, Abrams, S. 1, Opp (12). SBA/ATT - Collins, Z. (24-32), Kennedy, G. (8-17), Hammond, C. (9-11), Sosa, E. (4-8), Suarez, A. (5-8), Beauprez, D. (6-6), Garcia, D. (0-4), Woodrey, T. (0-3), Mediavilla (1-3), Garcia, B.



**2015 Miami Hurricanes Baseball
Overall Statistics for Miami (FL) (as of May 12, 2015)
(All games Sorted by Fielding pct)**



Player	c	po	a	e	fld%	dp	sba	csb	sba%	pb	ci
Ricky Eusebio	117	116	1	0	1.000	1	0	0	---	0	0
Willie Abreu	95	89	6	0	1.000	1	0	0	---	0	0
Thomas Woodrey	17	4	13	0	1.000	0	0	3	.000	0	0
Peter Crocitto	15	14	1	0	1.000	0	0	0	---	0	0
Michael Mediavilla	7	1	6	0	1.000	0	1	2	.333	0	0
Justin Smith	7	7	0	0	1.000	0	0	0	---	0	0
Cooper Hammond	7	1	6	0	1.000	0	9	2	.818	0	0
Sam Abrams	5	1	4	0	1.000	0	2	0	1.000	0	0
Ryan Otero	5	3	2	0	1.000	0	2	0	1.000	0	0
Daniel Braggi	4	1	3	0	1.000	0	0	0	---	0	0
Daniel Sayles	2	0	2	0	1.000	1	2	0	1.000	0	0
Andy Honiotes	1	0	1	0	1.000	0	0	2	.000	0	0
Jesse Lepore	1	0	1	0	1.000	0	0	0	---	0	0
Garrett Kennedy	198	178	19	1	.995	0	8	9	.471	1	0
Christopher Barr	399	374	22	3	.992	30	0	0	---	0	0
Zack Collins	239	212	25	2	.992	1	24	8	.750	4	0
Johnny Ruiz	128	48	77	3	.977	14	0	0	---	0	0
Carl Chester	76	69	4	3	.961	0	0	0	---	0	0
David Thompson	207	112	86	9	.957	10	0	0	---	0	0
Jacob Heyward	23	22	0	1	.957	0	0	0	---	0	0
Edgar Michelangeli	56	27	26	3	.946	10	0	0	---	0	0
Brandon Lopez	139	40	91	8	.942	18	0	0	---	0	0
George Iskenderian	219	75	128	16	.927	21	0	0	---	0	0
Danny Garcia	22	1	19	2	.909	1	0	4	.000	0	0
Andrew Suarez	15	2	11	2	.867	1	5	3	.625	0	0
Enrique Sosa	7	2	4	1	.857	0	4	4	.500	0	0
Bryan Garcia	7	1	5	1	.857	1	1	1	.500	0	0
Sebastian Diaz	15	7	5	3	.800	2	0	0	---	0	0
Derik Beauprez	10	5	3	2	.800	0	6	0	1.000	0	0
Malik Rosier	5	4	0	1	.800	0	0	0	---	0	0
Totals	2048	1416	571	61	.970	41	32	21	.604	5	0
Opponents	1931	1359	486	86	.955	42	72	12	.857	17	3

Hitting minimums - 34 Games 1 AB
Pitching minimums - 1 Games 1.0 IP/Game



2015 Miami Hurricanes Baseball
Conference statistics for Miami (FL) (as of May 13, 2015)
(ACC games only Sorted by Batting avg)



Record: 19-8 Home: 10-2 Away: 9-6 ACC: 19-8

Player	avg	gp-gs	ab	r	h	2b	3b	hr	rbi	tb	slg%	bb	hp	so	gdp	ob%	sf	sh	sb-att	po	a	e	fld%
George Iskenderian	.395	27-27	114	31	45	7	1	2	23	60	.526	11	2	18	1	.453	1	1	9-9	50	79	11	.921
Garrett Kennedy	.360	26-25	100	22	36	2	1	4	22	52	.520	15	2	13	1	.449	1	0	1-1	111	11	1	.992
Willie Abreu	.333	27-27	93	21	31	6	0	1	20	40	.430	10	5	22	3	.422	1	2	2-2	45	4	0	1.000
David Thompson	.295	27-27	105	20	31	10	1	7	32	64	.610	14	1	16	3	.374	3	2	0-0	50	47	5	.951
Zack Collins	.286	27-27	105	22	30	2	2	7	20	57	.543	19	1	28	2	.397	1	0	3-4	74	14	1	.989
Christopher Barr	.268	24-24	82	12	22	3	3	0	7	31	.378	9	1	16	1	.348	0	10	2-2	215	13	1	.996
Ricky Eusebio	.259	27-27	108	21	28	6	0	2	15	40	.370	11	8	21	2	.370	0	5	5-8	65	0	0	1.000
Carl Chester	.231	27-25	91	16	21	6	0	1	12	30	.330	9	5	24	2	.330	1	6	2-2	42	2	2	.957

Peter Crocitto	.714	7-0	7	2	5	3	0	0	3	8	1.143	0	0	0	0	.714	0	0	0-0	5	1	0	1.000
Brandon Lopez	.367	19-17	60	12	22	3	2	0	10	29	.483	16	2	6	0	.506	1	3	0-0	23	47	5	.933
Johnny Ruiz	.327	22-12	49	6	16	1	0	0	7	17	.347	5	0	11	0	.375	2	2	0-0	25	38	1	.984
Jacob Heyward	.250	23-2	24	9	6	0	0	0	2	6	.250	3	1	7	0	.357	0	0	0-0	15	0	1	.938
Sebastian Diaz	.167	3-1	6	1	1	0	0	0	1	1	.167	0	0	5	0	.167	0	0	0-0	2	3	3	.625
Justin Smith	.133	10-2	15	3	2	1	0	0	0	3	.200	2	2	6	0	.316	0	0	0-0	6	0	0	1.000
Edgar Michelangeli	.000	9-0	10	0	0	0	0	0	0	0	.000	1	0	2	1	.091	0	0	0-0	5	4	1	.900
Malik Rosier	.000	3-0	3	0	0	0	0	0	0	0	.000	0	0	2	0	.000	0	0	0-0	0	0	0	.000
Totals	.305	27	972	198	296	50	10	24	174	438	.451	125	30	197	16	.396	11	31	24-28	745	309	33	.970
Opponents	.249	27	929	116	231	42	5	8	99	307	.330	96	22	189	14	.331	8	24	19-29	732	256	38	.963

LOB - Team (242), Opp (218). DPs turned - Team (19), Opp (21). CI - Team (0), Opp (3). IBB - Team (3), Thompson, D. 2, Collins, Z. 1, Opp (6). Picked off - Chester, C. 2, Eusebio, R. 2, Barr, C. 1, Collins, Z. 1, Thompson, D. 1.

(ACC games only Sorted by Earned run avg)

Player	era	w-l	app	gs	cg	sho	sv	ip	h	r	er	bb	so	2b	3b	hr	b/avg	wp	hp	bk	sfa	sha	
Andrew Suarez	3.48	5-1	8	8	0	0/2	0	44.0	46	24	17	14	42	7	0	2	.267	2	1	0	1	2	
Thomas Woodrey	3.71	2-2	8	8	0	0/0	0	51.0	51	28	21	6	28	9	5	4	.259	0	6	2	1	8	
Enrique Sosa	4.73	5-2	9	9	0	0/2	0	45.2	49	26	24	16	33	8	0	2	.274	6	5	0	2	2	

Jesse Lepore	0.00	0-0	3	0	0	0/0	0	4.0	5	0	0	1	3	0	0	0	.313	0	0	0	0	0	
Andy Honiotes	0.00	0-0	1	0	0	0/0	0	2.0	0	0	0	2	2	0	0	0	.000	0	0	0	0	0	
Danny Garcia	0.84	1-0	5	0	0	0/1	0	10.2	7	1	1	1	8	2	0	0	.206	1	0	0	1	1	
Cooper Hammond	1.65	1-0	15	0	0	0/2	1	16.1	15	3	3	5	12	2	0	0	.242	1	3	0	0	0	
Sam Abrams	2.03	1-0	9	0	0	0/1	0	13.1	13	3	3	7	10	4	0	0	.283	0	3	0	2	2	
Michael Mediavilla	2.30	2-0	15	0	0	0/0	0	15.2	11	7	4	10	21	4	0	0	.204	2	0	0	1	2	
Daniel Braggi	2.38	0-0	9	0	0	0/1	0	11.1	5	3	3	7	3	3	0	0	.135	0	1	0	0	1	
Bryan Garcia	3.79	2-2	14	0	0	0/1	5	19.0	13	9	8	14	16	2	0	0	.200	4	2	0	0	5	
Ryan Otero	4.05	0-0	5	0	0	0/1	0	6.2	5	3	3	2	3	0	0	0	.200	1	1	0	0	0	
Derik Beauprez	7.88	0-1	6	1	0	0/1	0	8.0	8	7	7	10	8	1	0	0	.258	2	0	0	0	0	
Daniel Sayles	13.50	0-0	2	1	0	0/0	0	0.2	3	2	1	1	0	0	0	0	.600	0	0	0	0	0	
Totals	3.44	19-8	27	27	0	4/4	6	248.1	231	116	95	96	189	42	5	8	.249	19	22	2	8	23	
Opponents	5.57	8-19	27	27	0	0/0	3	244.0	296	198	151	125	197	50	10	24	.305	32	30	1	11	30	

PB - Team (2), Collins, Z. 1, Kennedy, G. 1, Opp (8). Pickoffs - Team (7), Collins, Z. 3, Suarez, A. 2, Kennedy, G. 1, Abrams, S. 1, Opp (7). SBA/ATT - Collins, Z. (13-17), Kennedy, G. (6-11), Suarez, A. (5-8), Sosa, E. (3-5), Hammond, C. (3-5), Mediavilla (1-3), Sayles, D. (2-2), Abrams, S. (2-2), Beauprez, D. (2-2), Garcia, B. (1-1), Garcia, D. (0-1).



2015 Miami Hurricanes Baseball
Conference statistics for Miami (FL) (as of May 13, 2015)
(ACC games only Sorted by Fielding pct)



Player	c	po	a	e	fld%	dp	sba	csb	sba%	pb	ci
Ricky Eusebio	65	65	0	0	1.000	0	0	0	---	0	0
Willie Abreu	49	45	4	0	1.000	1	0	0	---	0	0
Thomas Woodrey	10	2	8	0	1.000	0	0	0	---	0	0
Bryan Garcia	6	1	5	0	1.000	1	1	0	1.000	0	0
Peter Crocitto	6	5	1	0	1.000	0	0	0	---	0	0
Justin Smith	6	6	0	0	1.000	0	0	0	---	0	0
Sam Abrams	5	1	4	0	1.000	0	2	0	1.000	0	0
Michael Mediavilla	5	1	4	0	1.000	0	1	2	.333	0	0
Cooper Hammond	5	0	5	0	1.000	0	3	2	.600	0	0
Daniel Braggi	4	1	3	0	1.000	0	0	0	---	0	0
Enrique Sosa	3	1	2	0	1.000	0	3	2	.600	0	0
Danny Garcia	3	1	2	0	1.000	0	0	1	.000	0	0
Derik Beauprez	2	1	1	0	1.000	0	2	0	1.000	0	0
Ryan Otero	1	1	0	0	1.000	0	0	0	---	0	0
Andy Honiotes	1	0	1	0	1.000	0	0	0	---	0	0
Jesse Lepore	1	0	1	0	1.000	0	0	0	---	0	0
Christopher Barr	229	215	13	1	.996	16	0	0	---	0	0
Garrett Kennedy	123	111	11	1	.992	0	6	5	.545	1	0
Zack Collins	89	74	14	1	.989	1	13	4	.765	1	0
Johnny Ruiz	64	25	38	1	.984	5	0	0	---	0	0
Carl Chester	46	42	2	2	.957	0	0	0	---	0	0
David Thompson	102	50	47	5	.951	2	0	0	---	0	0
Jacob Heyward	16	15	0	1	.938	0	0	0	---	0	0
Brandon Lopez	75	23	47	5	.933	10	0	0	---	0	0
Andrew Suarez	13	2	10	1	.923	1	5	3	.625	0	0
George Iskenderian	140	50	79	11	.921	12	0	0	---	0	0
Edgar Michelangeli	10	5	4	1	.900	1	0	0	---	0	0
Sebastian Diaz	8	2	3	3	.625	0	0	0	---	0	0
Daniel Sayles	0	0	0	0	.000	0	2	0	1.000	0	0
Malik Rosier	0	0	0	0	.000	0	0	0	---	0	0
Totals	1087	745	309	33	.970	19	19	10	.655	2	0
Opponents	1026	732	256	38	.963	21	24	4	.857	8	3

Hitting minimums - 24 Games 1 AB
Pitching minimums - 1 Games 1.0 IP/Game

STARTERS SUMMARY

Player	GS	Position											Batting Order								
		p	c	1b	2b	3b	ss	lf	cf	rf	of	dh	1st	2nd	3rd	4th	5th	6th	7th	8th	9th
Ricky Eusebio	52	52	.	.	.	22	30
David Thompson	52	.	.	9	.	42	1	.	.	5	6	31	9	1	.	.
George Iskenderia	52	.	.	.	22	10	20	29	8	5	6	4	.	.
Zack Collins	51	.	27	18	30	.	1	2	.	.
Willie Abreu	51	51	6	15	22	8	.	.
Carl Chester	47	47	30	17
Garrett Kennedy	44	.	25	19	.	11	.	2	1	13	16	1	.
Christopher Barr	43	.	.	43	11	1	22	9
Brandon Lopez	32	32	13	13	6	.
Johnny Ruiz	21	.	.	.	21	7	14
Enrique Sosa	13	13
Thomas Woodrey	12	12
Edgar Michelangel	10	.	.	.	7	3	6	4	.	.
Danny Garcia	10	10
Andrew Suarez	10	10
Jacob Heyward	7	3	.	1	.	3	3	4
Derik Beauprez	4	4
Justin Smith	3	2	1	1	1	.	.	1
Sebastian Diaz	3	.	.	.	2	1	2	.	1
Ryan Otero	2	2
Daniel Sayles	1	1

Starting Lineup By Position
(Team W-L record when starter)

PITCHER:		
Enrique Sosa	13	(10-3)
Thomas Woodrey	12	(9-3)
Danny Garcia	10	(9-1)
Andrew Suarez	10	(8-2)
Derik Beauprez	4	(1-3)
Ryan Otero	2	(1-1)
Daniel Sayles	1	(1-0)
CATCHER:		
Zack Collins	27	(21-6)
Garrett Kennedy	25	(18-7)
FIRST BASE:		
Christopher Barr	43	(34-9)
David Thompson	9	(5-4)
SECOND BASE:		
George Iskenderian	22	(18-4)
Johnny Ruiz	21	(14-7)
Edgar Michelangeli	7	(5-2)
Sebastian Diaz	2	(2-0)
THIRD BASE:		
David Thompson	42	(33-9)
George Iskenderian	10	(6-4)
SHORTSTOP:		
Brandon Lopez	32	(24-8)
George Iskenderian	20	(15-5)
LEFT FIELD:		
Carl Chester	47	(34-13)
Jacob Heyward	3	(3-0)
Justin Smith	2	(2-0)
CENTER FIELD:		
Ricky Eusebio	52	(39-13)
RIGHT FIELD:		
Willie Abreu	51	(38-13)
Jacob Heyward	1	(1-0)
DESIGNATED HITTER:		
Zack Collins	24	(17-7)
Garrett Kennedy	19	(14-5)
Jacob Heyward	3	(2-1)
Edgar Michelangeli	3	(3-0)
Sebastian Diaz	1	(1-0)
Justin Smith	1	(1-0)
David Thompson	1	(1-0)

Starting Lineup By Lineup Spot
(Team W-L record when starter)

LEADOFF:		
Carl Chester	30	(21-9)
Ricky Eusebio	22	(18-4)
2ND SPOT:		
Ricky Eusebio	30	(21-9)
Christopher Barr	11	(10-1)
Garrett Kennedy	11	(8-3)
3RD SPOT:		
George Iskenderian	29	(22-7)
Zack Collins	18	(13-5)
David Thompson	5	(4-1)
CLEANUP:		
Zack Collins	30	(23-7)
George Iskenderian	8	(6-2)
David Thompson	6	(5-1)
Willie Abreu	6	(3-3)
Garrett Kennedy	2	(2-0)
5TH SPOT:		
David Thompson	31	(23-8)
Willie Abreu	15	(11-4)
George Iskenderian	5	(4-1)
Garrett Kennedy	1	(1-0)
6TH SPOT:		
Willie Abreu	22	(18-4)
Garrett Kennedy	13	(10-3)
David Thompson	9	(7-2)
George Iskenderian	6	(3-3)
Justin Smith	1	(1-0)
Zack Collins	1	(0-1)
7TH SPOT:		
Garrett Kennedy	16	(11-5)
Brandon Lopez	13	(8-5)
Willie Abreu	8	(6-2)
Edgar Michelangeli	6	(6-0)
George Iskenderian	4	(4-0)
Zack Collins	2	(2-0)
Justin Smith	1	(1-0)
David Thompson	1	(0-1)
Christopher Barr	1	(1-0)
8TH SPOT:		
Christopher Barr	22	(16-6)
Brandon Lopez	13	(12-1)
Johnny Ruiz	7	(5-2)
Edgar Michelangeli	4	(2-2)
Jacob Heyward	3	(2-1)
Sebastian Diaz	2	(2-0)
Garrett Kennedy	1	(0-1)
9TH SPOT:		
Carl Chester	17	(13-4)
Johnny Ruiz	14	(9-5)
Christopher Barr	9	(7-2)
Brandon Lopez	6	(4-2)
Jacob Heyward	4	(4-0)
Justin Smith	1	(1-0)
Sebastian Diaz	1	(1-0)



**2015 Miami Hurricanes Baseball
Games Summary for Miami (FL) (as of May 13, 2015)
(All games)**



Score by innings	1	2	3	4	5	6	7	8	9	EX	Total
Miami (FL)	54	61	56	51	47	52	38	33	30	7	429
Opponents	20	30	32	31	24	17	13	18	10	5	200

Record when ...

Overall	39-13	After 6 leading	30-2
Conference	19-8 trailing	4-9
Non-Conference	20-5 tied	5-2
Home games	28-4	After 7 leading	31-1
Away games	11-9 trailing	4-9
Neutral site	0-0 tied	4-3
Day games	13-8	After 8 leading	32-0
Night games	26-5 trailing	3-10
vs Left starter	16-3 tied	4-3
vs Right starter	23-10		
1-Run games	8-5	Hit 0 home runs	12-11
2-Run games	3-1	... 1 home run	15-2
5+Run games	23-5	... 2+ home runs	12-0
Extra innings	3-1		
Shutouts	7-0	Opponent 0 home runs	28-8
	 1 home run	10-3
	 2+ HRs	1-2
Scoring 0-2 runs	0-3		
..... 3-5 runs	10-7		
..... 6-9 runs	14-3	Made 0 errors	11-3
..... 10+ runs	15-0	... 1 error	19-3
		... 2+ errors	9-7
Opponent 0-2 runs	19-1		
..... 3-5 runs	16-5	Opp. made 0 errors	8-3
..... 6-9 runs	4-3 1 error	9-5
..... 10+ runs	0-4 2+ errors	22-5
Scored in 1st inning	21-2	Out-hit opponent	32-1
Opp. scored in 1st	6-6	Out-hit by opponent	7-12
Scores first	30-4	Hits are tied	0-0
Opp. scores first	9-9		

Record when team scores:

Runs	0	1	2	3	4	5	6	7	8	9	10+
W-L	0-0	0-2	0-1	2-3	6-3	2-1	1-2	3-1	2-0	8-0	15-0

Record when opponent scores:

Runs	0	1	2	3	4	5	6	7	8	9	10+
W-L	7-0	5-0	7-1	10-0	3-1	3-4	2-0	2-0	0-2	0-1	0-4

Record when leading after:

Inn.	1	2	3	4	5	6	7	8
W-L	21-1	27-2	29-1	29-0	28-1	30-2	31-1	32-0

Record when trailing after:

Inn.	1	2	3	4	5	6	7	8
W-L	4-6	6-8	5-9	5-11	6-10	4-9	4-9	3-10

Record when tied after:

Inn.	1	2	3	4	5	6	7	8
W-L	14-6	6-3	5-3	5-2	5-2	5-2	4-3	4-3

Current winning streak: 9
 Longest winning streak: 9
 Longest losing streak: 2

Home attendance : 81500 (32 dates avg = 2546)
 Away attendance : 41453 (19 dates avg = 2181)
 Total attendance: 122953 (51 dates avg = 2410)



**2015 Miami Hurricanes Baseball
Miscellaneous Stats for Miami (FL) (as of May 13, 2015)
(All games)**



Multiple Hit Games	2	3	4	5+	Total
George Iskenderian	9	6	3	1	19
Garrett Kennedy	12	5	-	-	17
Zack Collins	15	1	1	-	17
David Thompson	11	3	2	-	16
Christopher Barr	11	2	-	-	13
Ricky Eusebio	11	2	-	-	13
Willie Abreu	10	-	2	-	12
Brandon Lopez	9	1	-	-	10
Carl Chester	8	2	-	-	10
Johnny Ruiz	5	1	-	-	6
Jacob Heyward	2	1	-	-	3
Edgar Michelangeli	1	-	-	-	1
Malik Rosier	1	-	-	-	1
TEAM	105	24	8	1	138

Multiple RBI Games	2	3	4	5+	Total
David Thompson	7	2	4	3	16
Garrett Kennedy	10	3	-	1	14
George Iskenderian	8	4	-	-	12
Zack Collins	3	4	4	1	12
Willie Abreu	7	3	-	-	10
Ricky Eusebio	4	2	-	-	6
Christopher Barr	3	1	-	-	4
Johnny Ruiz	2	1	-	-	3
Jacob Heyward	3	-	-	-	3
Brandon Lopez	1	2	-	-	3
Carl Chester	2	-	-	-	2
Malik Rosier	-	1	-	-	1
Edgar Michelangeli	1	-	-	-	1
TEAM	51	23	8	5	87

Hitting Streaks	Longest	Current
David Thompson	20	2
Willie Abreu	13	1
George Iskenderian	12	1
Garrett Kennedy	11	1
Zack Collins	11	11
Carl Chester	7	1
Ricky Eusebio	7	1
Brandon Lopez	6	-
Christopher Barr	5	2
Jacob Heyward	4	4
Edgar Michelangeli	4	2
Sebastian Diaz	3	-
Johnny Ruiz	3	-
Peter Crocitto	3	-
Malik Rosier	2	1
Justin Smith	1	1

Reached Base Streaks	Longest	Current
Zack Collins	27	13
George Iskenderian	25	14
David Thompson	23	9
Ricky Eusebio	17	7
Willie Abreu	16	1
Garrett Kennedy	16	10
Carl Chester	12	11
Brandon Lopez	10	1
Christopher Barr	9	6
Jacob Heyward	8	8
Johnny Ruiz	5	-
Edgar Michelangeli	5	2
Peter Crocitto	4	-
Justin Smith	4	1
Sebastian Diaz	3	-
Malik Rosier	2	1

2015 Miami Hurricanes Baseball Team Game-by-Game for Miami (FL) (as of May 13, 2015) Batting (All games)

Date	Opponent	ab	r	h	rbi	2b	3b	hr	tb	bb	ibb	sb	cs	hbp	sac	sf	gdp	k	po	a	e	lob	avg
Feb 13	RUTGERS	30	5	7	4	1	1	0	10	4	0	0	1	2	2	0	0	12	27	19	2	9	.233
Feb 14	RUTGERS	33	9	10	7	3	0	0	13	7	0	1	0	2	0	0	1	7	27	16	1	9	.270
Feb 14	RUTGERS	35	9	15	8	4	2	0	23	9	0	4	1	0	0	1	0	5	27	8	1	12	.327
Feb 15	RUTGERS	45	25	21	24	8	1	2	37	8	0	1	0	4	1	1	1	5	27	7	2	10	.371
Feb 17	at FAU	36	3	8	2	0	0	1	11	4	0	1	0	2	0	0	0	4	24	11	2	12	.341
Feb 20	at Florida	34	3	10	1	2	0	0	12	1	0	1	0	0	0	0	1	8	26	9	0	5	.333
Feb 21	at Florida	30	7	8	7	2	1	1	15	7	1	0	1	1	2	0	3	9	27	7	1	6	.325
Feb 22	at Florida	31	1	3	0	0	0	0	3	3	0	2	0	1	0	0	0	7	24	15	1	7	.299
Feb 25	BARRY	25	5	5	5	2	0	0	7	10	0	3	1	3	2	0	1	5	27	9	3	11	.291
Feb 27	WRIGHT STATE	30	8	11	5	1	0	1	15	7	0	2	1	2	3	3	0	6	27	14	4	11	.298
Feb 28	WRIGHT STATE	36	4	13	3	1	0	0	14	5	0	1	0	0	0	0	1	7	27	6	2	13	.304
Mar 01	WRIGHT STATE	35	6	11	5	2	0	1	16	5	0	1	0	2	0	0	1	5	27	14	1	9	.305
Mar 04	FGCU	33	7	9	5	0	2	1	16	7	0	4	0	0	1	0	0	4	27	13	0	10	.303
*Mar 07	at Louisville	36	6	10	6	2	0	0	12	8	0	2	0	2	0	0	0	10	24	9	3	13	.301
*Mar 07	at Louisville	38	9	14	9	4	1	0	20	2	0	2	1	3	1	0	0	10	27	13	2	10	.306
*Mar 08	at Louisville	32	4	5	3	2	0	0	7	3	0	0	0	0	1	0	1	6	25	11	2	5	.297
Mar 10	at FGCU	46	15	17	11	3	1	2	28	4	0	2	0	3	0	0	0	12	27	7	1	11	.303
Mar 11	STETSON	37	7	13	7	0	0	1	16	3	0	1	1	1	0	0	1	6	27	5	1	10	.305
*Mar 13	NC STATE	28	3	6	3	1	0	2	13	9	0	0	0	2	3	0	1	9	30	12	2	12	.302
*Mar 14	NC STATE	32	9	10	7	1	1	0	13	6	0	3	0	2	1	2	0	12	27	10	0	10	.302
*Mar 15	NC STATE	33	6	10	4	1	0	1	14	2	0	0	0	0	1	0	1	2	27	9	0	6	.302
Mar 17	ARMY	33	9	9	8	0	0	3	18	5	0	2	0	2	0	0	1	6	27	15	0	7	.301
*Mar 20	at Wake Forest	40	15	15	13	2	0	4	29	11	0	2	0	2	2	0	0	14	27	10	1	13	.305
*Mar 21	at Wake Forest	37	12	15	9	3	0	2	24	6	0	1	0	2	1	2	3	3	27	15	1	9	.309
*Mar 22	at Wake Forest	36	4	10	2	3	1	0	15	2	0	3	0	1	1	0	0	6	24	8	1	10	.308
Mar 25	FGCU	31	1	4	1	0	0	0	4	1	0	2	0	0	0	0	0	5	27	11	3	4	.302
*Mar 27	at North Carolina	34	4	9	4	2	0	1	14	2	0	0	0	0	1	0	0	10	27	10	1	6	.300
*Mar 28	at North Carolina	31	4	5	4	0	0	1	8	5	1	0	0	0	3	2	2	7	33	13	1	4	.296
*Mar 29	at North Carolina	34	3	8	3	0	0	0	8	3	0	0	0	0	1	1	0	5	24	14	0	9	.294
Apr 01	BETHUNE-COOKMAN	37	13	13	11	4	0	0	17	7	0	5	0	2	0	0	1	4	27	10	1	9	.296
*Apr 03	DUKE	35	4	13	4	2	1	0	17	5	0	1	1	1	0	1	0	13	27	12	1	14	.298
*Apr 04	DUKE	29	3	8	3	1	0	1	12	3	0	0	0	0	1	0	1	5	27	13	2	6	.298
*Apr 05	DUKE	36	10	13	10	0	1	1	18	5	0	1	0	1	0	0	0	7	27	11	0	8	.300
Apr 08	FAU	39	4	11	2	0	0	0	11	9	0	2	0	0	0	0	0	9	30	7	1	16	.299
*Apr 10	VIRGINIA TECH	37	11	16	10	2	0	1	21	5	0	1	0	3	0	0	2	2	27	4	1	10	.303
*Apr 11	VIRGINIA TECH	37	14	11	12	3	0	1	17	6	0	2	0	2	1	0	0	9	27	10	1	8	.303
*Apr 12	VIRGINIA TECH	33	9	10	6	2	0	1	15	5	0	0	0	0	1	0	0	5	27	15	1	6	.303
Apr 15	UCF	29	4	9	4	0	0	1	12	5	0	2	0	1	2	0	1	5	27	11	0	9	.303
*Apr 17	at Virginia	34	4	9	4	2	1	0	13	3	0	0	1	0	2	0	0	4	24	9	2	8	.302
*Apr 18	at Virginia	32	2	7	2	0	0	0	7	2	0	1	0	0	2	0	0	12	24	11	2	7	.300
*Apr 19	at Virginia	34	8	9	8	2	1	0	13	7	0	1	0	1	1	0	1	6	27	7	3	8	.299
*Apr 24	FLORIDA STATE	56	7	11	4	2	0	0	13	9	1	1	1	1	4	2	0	13	51	19	0	14	.295
*Apr 25	FLORIDA STATE	38	5	13	4	4	1	0	19	1	0	0	0	1	0	0	1	6	27	16	3	8	.297
*Apr 26	FLORIDA STATE	41	12	18	12	2	0	4	32	3	1	0	0	2	0	0	1	8	27	10	1	10	.300
*May 02	at Pittsburgh	41	9	14	8	1	1	0	17	2	0	1	0	2	0	1	1	3	27	12	0	10	.301
*May 02	at Pittsburgh	38	12	13	12	4	0	1	20	7	0	1	0	1	2	0	0	5	27	15	1	9	.302
*May 03	at Pittsburgh	40	9	14	8	2	1	3	27	3	0	1	0	1	1	0	1	5	27	11	1	9	.304
May 06	BETHUNE-COOKMAN	36	14	12	10	4	0	1	19	12	0	2	0	0	0	0	0	2	27	8	1	10	.304
May 08	NYIT	46	26	24	25	3	0	4	39	14	0	3	0	2	0	1	1	6	27	10	0	13	.310
May 09	NYIT	30	13	10	13	4	0	2	20	16	0	3	1	2	0	0	1	4	27	9	0	11	.310
May 10	NYIT	37	19	13	14	2	0	2	21	9	0	0	0	8	0	2	1	6	27	13	0	13	.311
May 12	FAU	40	14	18	14	1	2	3	32	3	0	3	1	1	0	0	1	3	27	8	0	6	.314
Totals		1846	429	580	370	97	20	50	867	290	4	72	12	71	44	19	33	349	1416	571	61	485	.314

2015 Miami Hurricanes Baseball
 Team Game-by-Game for Miami (FL) (as of May 13, 2015)
 Pitching (All games)

Date	Opponent	ip	h	r	er	bb	so	2b	3b	hr	wp	bk	hbp	dp	ibb	score	w-l	sv	era
Feb 13	RUTGERS	9.0	10	2	2	2	7	1	0	1	1	0	1	2	0	5-2	1-0	1	2.00
Feb 14	RUTGERS	9.0	8	5	4	3	3	4	0	1	0	0	0	1	0	9-5	2-0	2	3.00
Feb 14	RUTGERS	9.0	3	3	1	5	11	1	0	0	1	0	1	0	0	9-3	3-0	3	2.33
Feb 15	RUTGERS	9.0	7	4	4	2	8	1	0	0	1	0	1	0	0	25-4	4-0	3	2.75
Feb 17	at FAU	8.0	11	5	5	3	3	0	0	0	2	1	1	1	0	3-5	4-1	3	3.27
Feb 20	at Florida	8.2	7	4	4	3	6	2	0	0	0	1	2	0	1	3-4	4-2	3	3.42
Feb 21	at Florida	9.0	6	2	1	3	3	0	0	1	0	0	0	1	0	7-2	5-2	3	3.06
Feb 22	at Florida	8.0	7	2	2	3	4	1	0	1	0	0	0	2	0	1-2	5-3	3	2.97
Feb 25	BARRY	9.0	7	3	1	2	11	0	1	0	0	0	0	0	0	5-3	6-3	4	2.75
Feb 27	WRIGHT STATE	9.0	9	7	1	2	7	1	1	1	0	0	3	2	0	8-7	7-3	4	2.57
Feb 28	WRIGHT STATE	9.0	6	3	2	3	10	2	0	0	0	0	1	0	0	4-3	8-3	4	2.51
Mar 01	WRIGHT STATE	9.0	16	12	12	6	9	2	1	0	1	0	0	2	0	6-12	8-4	4	3.32
Mar 04	FGCU	9.0	13	3	3	2	7	1	0	0	1	0	0	1	0	7-3	9-4	5	3.30
*Mar 07	at Louisville	8.0	12	9	5	2	6	3	1	0	0	1	0	0	1	6-9	9-5	5	3.45
*Mar 07	at Louisville	9.0	8	5	4	5	5	3	0	1	2	0	1	1	0	9-5	10-5	6	3.49
*Mar 08	at Louisville	8.1	7	5	4	8	5	1	0	0	1	0	0	1	1	4-5	10-6	6	3.54
Mar 10	at FGCU	9.0	5	4	3	6	10	1	0	0	1	0	2	1	0	15-4	11-6	6	3.50
Mar 11	STETSON	9.0	4	0	0	0	14	1	0	0	0	0	1	1	0	7-0	12-6	6	3.30
*Mar 13	NC STATE	10.0	8	2	1	5	8	2	0	0	0	0	2	0	2	3-2	13-6	6	3.16
*Mar 14	NC STATE	9.0	8	2	2	1	8	2	0	0	0	0	1	0	0	9-2	14-6	6	3.10
*Mar 15	NC STATE	9.0	3	0	0	0	8	1	0	0	0	0	0	0	0	6-0	15-6	6	2.95
Mar 17	ARMY	9.0	6	1	1	1	6	0	0	0	0	0	1	0	0	9-1	16-6	6	2.86
*Mar 20	at Wake Forest	9.0	7	2	1	4	8	1	0	0	0	0	2	1	0	15-2	17-6	6	2.78
*Mar 21	at Wake Forest	9.0	14	7	6	2	3	4	0	1	1	0	1	1	0	12-7	18-6	6	2.92
*Mar 22	at Wake Forest	8.0	13	10	10	7	7	4	0	1	4	0	2	0	0	4-10	18-7	6	3.22
Mar 25	FGCU	9.0	14	8	6	3	9	2	0	2	1	0	0	1	0	1-8	18-8	6	3.33
*Mar 27	at North Carolina	9.0	5	3	0	2	4	0	1	1	0	0	1	0	0	4-3	19-8	7	3.20
*Mar 28	at North Carolina	11.0	11	3	3	9	9	1	0	0	1	0	0	1	1	4-3	20-8	8	3.17
*Mar 29	at North Carolina	8.0	12	10	10	6	2	3	0	0	1	0	1	1	0	3-10	20-9	8	3.42
Apr 01	BETHUNE-COOKMAN	9.0	10	3	3	4	11	2	0	2	0	0	0	0	0	13-3	21-9	8	3.40
*Apr 03	DUKE	9.0	4	3	2	2	6	0	1	0	2	0	2	0	0	4-3	22-9	9	3.36
*Apr 04	DUKE	9.0	9	2	0	2	12	0	0	0	1	0	0	1	0	3-2	23-9	10	3.25
*Apr 05	DUKE	9.0	3	0	0	1	3	0	0	0	0	0	0	1	0	10-0	24-9	10	3.15
Apr 08	FAU	10.0	7	3	3	2	11	2	0	0	1	0	0	1	0	4-3	25-9	10	3.14
*Apr 10	VIRGINIA TECH	9.0	6	1	1	2	13	0	1	0	0	0	2	0	0	11-1	26-9	10	3.08
*Apr 11	VIRGINIA TECH	9.0	8	4	3	1	10	1	0	0	0	0	0	2	0	14-4	27-9	10	3.07
*Apr 12	VIRGINIA TECH	9.0	3	1	1	0	7	1	0	0	0	0	0	0	0	9-1	28-9	10	3.02
Apr 15	UCF	9.0	4	2	2	3	7	0	0	1	1	0	2	1	0	4-2	29-9	11	2.99
*Apr 17	at Virginia	8.0	11	5	5	1	4	3	0	0	0	0	0	0	0	4-5	29-10	11	3.05
*Apr 18	at Virginia	8.0	10	5	4	7	6	1	0	0	1	0	1	1	0	2-5	29-11	11	3.08
*Apr 19	at Virginia	9.0	10	6	4	5	7	1	0	0	1	0	0	1	0	8-6	30-11	12	3.11
*Apr 24	FLORIDA STATE	17.0	16	8	8	9	13	5	0	2	1	1	2	2	1	7-8	30-12	12	3.16
*Apr 25	FLORIDA STATE	9.0	17	15	13	6	7	3	0	1	1	0	0	1	0	5-15	30-13	12	3.38
*Apr 26	FLORIDA STATE	9.0	7	0	0	1	9	0	0	0	0	0	2	2	0	12-0	31-13	12	3.31
*May 02	at Pittsburgh	9.0	7	5	5	0	7	0	1	1	0	0	1	0	0	9-5	32-13	12	3.34
*May 02	at Pittsburgh	9.0	5	0	0	2	4	0	0	0	0	0	0	0	0	12-0	33-13	12	3.27
*May 03	at Pittsburgh	9.0	7	3	3	6	8	2	0	0	2	0	1	2	0	9-3	34-13	12	3.27
May 06	BETHUNE-COOKMAN	9.0	3	0	0	2	13	1	0	0	0	0	0	0	0	14-0	35-13	12	3.20
May 08	NYIT	9.0	6	0	0	0	9	0	0	0	0	0	0	3	0	26-0	36-13	12	3.13
May 09	NYIT	9.0	3	1	1	1	10	1	0	0	0	0	0	0	0	13-1	37-13	12	3.09
May 10	NYIT	9.0	4	1	1	2	7	0	0	0	0	0	0	1	0	19-1	38-13	12	3.05
May 12	FAU	9.0	9	6	6	2	9	2	1	1	1	0	1	1	0	14-6	39-13	12	3.11
Totals		472.0	416	200	163	161	394	70	9	19	31	4	39	41	7	429-200	39-13	12	3.11



2014 Miami Hurricanes Baseball
Miami Hurricanes at Georgia Tech
Mar 14, 2014 at Atlanta, Ga. (Russ Chandler)

**Miami Hurricanes 10 (11-7,4-0 ACC)****Georgia Tech 8 (9-8,1-3 ACC)**

Player	ab	r	h	rbi	bb	so	po	a	lob
Dale Carey cf/rf	5	3	2	2	1	1	2	0	0
Tyler Palmer lf	6	2	2	4	0	0	0	0	0
Willie Abreu rf	4	0	2	1	1	1	2	0	0
Ricky Eusebio cf	1	0	0	0	0	1	0	0	2
Brad Fieger dh	5	0	0	0	0	0	0	0	2
John Lawroski pr	0	0	0	0	0	0	0	0	0
Alex Hernandez 2b	4	1	1	0	1	0	2	4	3
David Thompson 1b	3	2	3	0	1	0	6	1	0
Brandon Lopez ss	4	1	2	0	0	0	2	5	0
Garrett Kennedy c	3	1	0	0	1	1	12	0	0
Edgar Michelangeli 3b	4	0	1	1	1	0	1	0	4
Chris Diaz p	0	0	0	0	0	0	0	0	0
Cooper Hammond p	0	0	0	0	0	0	0	0	0
Thomas Woodrey p	0	0	0	0	0	0	0	1	0
Adam Sargent p	0	0	0	0	0	0	0	0	0
Bryan Garcia p	0	0	0	0	0	0	0	0	0
Totals	39	10	13	8	6	4	27	11	11

Player	ab	r	h	rbi	bb	so	po	a	lob
Mott Hyde 2b	3	0	1	3	1	2	7	3	0
Connor Justus ss	6	0	3	0	0	2	1	5	3
Matt Gonzalez lf	5	1	2	1	1	2	0	0	2
Thomas Smith 1b	4	1	0	0	2	2	10	0	2
Elliott Barzilli 3b	5	1	1	0	0	1	0	3	5
A.J. Murray dh	4	1	3	0	0	0	0	0	0
Daniel Spingola cf	5	2	2	2	0	2	3	0	0
Ryan Peurifoy rf	4	2	2	0	1	1	2	0	2
Arden Pabst c	2	0	1	1	1	0	3	0	0
Keenan Innis ph	0	0	0	0	1	0	0	0	0
Mitch Earnest c	0	0	0	0	1	0	1	1	0
Zac Ryan p	0	0	0	0	0	0	0	1	0
Josh Hedding p	0	0	0	0	0	0	0	1	0
Jonathan Roberts p	0	0	0	0	0	0	0	1	0
Dusty Isaacs p	0	0	0	0	0	0	0	0	0
Totals	38	8	15	7	8	12	27	15	14

Score by Innings

	1	2	3	4	5	6	7	8	9	R	H	E
Miami Hurricanes	0	5	0	0	0	2	0	1	2	10	13	1
Georgia Tech	0	0	0	3	2	0	2	1	0	8	15	5

E - Abreu, W.(1); Justus, C(4); Barzilli, E 2(5); Earnest, M(2); Ryan, Z(1). DP - Miami 3; Georgia Tech 2. LOB - Miami 11; Georgia Tech 14. 2B - Hyde, M(4); Murray, A 2(3). HR - Carey, D.(4); Palmer, T.(2); Gonzalez, M(1). HBP - Thompson, D.; Kennedy, G.; Hyde, M; Murray, A. SH - Lopez, B.(1). SF - Hyde, M(1). SB - Murray, A(1).

Miami Hurricanes	ip	h	r	er	bb	so	ab	bf	np
Chris Diaz	4.2	9	5	4	4	4	20	25	99
Cooper Hammond	1.1	1	0	0	1	3	5	7	31
Thomas Woodrey	0.1	1	2	2	1	0	2	3	13
Adam Sargent	0.2	1	0	0	1	2	3	4	18
Bryan Garcia	2.0	3	1	1	1	3	8	10	45

Georgia Tech	ip	h	r	er	bb	so	ab	bf	np
Zac Ryan	2.0	4	5	2	3	1	10	13	58
Josh Hedding	5.0	6	2	2	1	1	20	23	69
Jonathan Roberts	1.0	1	1	1	0	0	5	5	13
Dusty Isaacs	1.0	2	2	2	2	2	4	7	27

Win - Garcia, B. (1-0). Loss - Isaacs, D (2-2). Save - None.

HBP - by Hedding, J (Thompson, D.); by Hedding, J (Kennedy, G.); by Hammond, C. (Hyde, M); by Garcia, B. (Murray, A). PB - Pabst, A(4). Pitches/strikes: Diaz, C. 99/54; Hammond, C. 31/16; Woodrey, T. 13/6; Sargent, A. 18/11; Garcia, B. 45/29; Ryan, Z 58/33; Hedding, J 69/50; Roberts, J 13/7; Isaacs, D 27/15.

Umpires - HP: Daniel Collins 1B: Anthony Carilli 3B: Morris Hodges

Start: 7:05 pm Time: 3:41 Attendance: 1309

Weather: Clear, 63*, wind 8 to CF



2014 Miami Hurricanes Baseball
Miami Hurricanes at Georgia Tech (Game 1)
Mar 15, 2014 at Atlanta, Ga. (Russ Chandler)



Miami Hurricanes 7 (11-8,4-1 ACC)

Georgia Tech 13 (10-8,2-3 ACC)

Player	ab	r	h	rbi	bb	so	po	a	lob
Dale Carey cf/rf	5	1	2	0	0	2	3	0	0
Tyler Palmer lf	5	0	0	0	0	1	1	0	1
Willie Abreu rf	4	0	1	0	1	1	2	0	0
Ricky Eusebio cf	0	0	0	0	0	0	0	0	0
Brad Fieger dh	4	1	1	1	0	0	0	0	2
Jacob Heyward ph	0	0	0	0	1	0	0	0	0
Alex Hernandez 2b	4	1	2	0	1	0	2	4	0
David Thompson 1b	4	2	2	1	1	0	12	0	0
Brandon Lopez ss	3	1	0	2	1	0	0	4	0
Edgar Michelangeli 3b	4	1	1	2	0	0	0	3	3
Garrett Kennedy c	3	0	1	1	1	1	4	1	1
Bryan Radziewski p	0	0	0	0	0	0	0	1	0
Javi Salas p	0	0	0	0	0	0	0	0	0
Adam Sargent p	0	0	0	0	0	0	0	0	0
Thomas Woodrey p	0	0	0	0	0	0	0	0	0
Daniel Sayles p	0	0	0	0	0	0	0	0	0
Totals	36	7	10	7	6	5	24	13	8

Player	ab	r	h	rbi	bb	so	po	a	lob
Mott Hyde 2b	4	1	3	3	0	1	1	3	0
Connor Justus ss	6	1	1	1	0	0	2	3	3
Matt Gonzalez lf	3	2	1	1	2	0	3	0	0
A.J. Murray 1b	3	2	1	1	1	0	11	1	2
Elliott Barzilli dh	2	0	0	0	0	0	0	0	3
Keenan Innis ph/dh	2	1	1	1	0	0	0	0	0
Brandon Gold 3b	4	2	2	2	1	1	1	3	0
Daniel Spingola cf	4	3	4	3	1	0	2	0	0
Ryan Peurifoy rf	3	1	1	1	1	2	1	1	2
Arden Pabst c	2	0	0	0	1	0	5	1	0
Grant Wruble ph	1	0	0	0	1	0	0	0	0
Mitch Earnest c	0	0	0	0	0	0	0	0	0
Matt Grimes p	0	0	0	0	0	0	1	1	0
Matthew Gorst p	0	0	0	0	0	0	0	0	0
Sam Clay p	0	0	0	0	0	0	0	2	0
Totals	34	13	14	13	8	4	27	15	10

Score by Innings	1	2	3	4	5	6	7	8	9	R	H	E
Miami Hurricanes	2	0	4	0	0	0	1	0	0	7	10	1
Georgia Tech	0	0	2	2	2	0	0	7	X	13	14	2

E - Michelangeli(1); Murray, A(2); Grimes, M(1). DP - Miami 1; Georgia Tech 1. LOB - Miami 8; Georgia Tech 10.
 2B - Carey, D. 2(6); Michelangeli(3); Hyde, M(5); Gonzalez, M(8); Innis, K(1); Gold, B 2(5). 3B - Thompson, D.(1). HBP - Hyde, M; Murray, A. SH - Barzilli, E(1). SF - Hyde, M(2); Peurifoy, R(3). SB - Spingola, D(4).

Miami Hurricanes	ip	h	r	er	bb	so	ab	bf	np	Georgia Tech	ip	h	r	er	bb	so	ab	bf	np
Bryan Radziewski	5.0	7	6	4	4	3	19	26	95	Matt Grimes	3.0	10	6	6	1	1	19	20	69
Javi Salas	2.1	2	2	2	2	1	9	12	46	Matthew Gorst	3.0	0	1	1	4	2	9	13	59
Adam Sargent	0.0	3	4	4	0	0	3	4	8	Sam Clay	3.0	0	0	0	1	2	8	9	29
Thomas Woodrey	0.0	1	1	1	1	0	1	2	8										
Daniel Sayles	0.2	1	0	0	1	0	2	3	14										

Win - Clay, S (1-0). Loss - Salas, J. (1-3). Save - None.
 WP - Salas, J.(1); Clay, S(2). HBP - by Salas, J. (Hyde, M); by Sargent, A. (Murray, A). Pitches/strikes:
 Radziewski 95/53; Salas, J. 46/24; Sargent, A. 8/5; Woodrey, T. 8/3; Sayles, D. 14/7; Grimes, M 69/40; Gorst, M 59/30; Clay, S 29/21.

Umpires - HP: Anthony Carilli 1B: Morris Hodges 3B: Daniel Collins
 Start: 3:05 pm Time: 3:12 Attendance:
 Weather: Prt sunny, 68*, wind 3 to LF
 Gorst, M faced 2 batters in the 7th.
 Sargent, A. faced 4 batters in the 8th.
 Woodrey, T. faced 2 batters in the 8th.



2014 Miami Hurricanes Baseball
 #22 Miami Hurricanes at Georgia Tech (Game 2)
Mar 15, 2014 at Atlanta, Ga. (Russ Chandler)

**Miami Hurricanes 2 (11-9,4-2 ACC)****Georgia Tech 3 (11-8,3-3 ACC)**

Player	ab	r	h	rbi	bb	so	po	a	lob
Dale Carey cf/rf	4	2	1	0	0	2	2	0	0
Tyler Palmer lf	2	0	1	0	1	0	1	0	0
Willie Abreu rf	3	0	0	1	0	2	2	0	1
Ricky Eusebio cf	0	0	0	0	0	0	1	0	0
Brad Fieger dh	4	0	0	1	0	0	0	0	0
Alex Hernandez 2b	4	0	0	0	0	1	1	3	1
David Thompson 1b	3	0	1	0	1	2	12	2	0
Brandon Lopez ss	4	0	0	0	0	2	1	6	0
Edgar Michelangeli 3b	4	0	1	0	0	1	0	1	1
Zack Collins c	3	0	0	0	0	2	4	1	1
Garrett Kennedy c	1	0	0	0	0	0	3	0	0
Andrew Suarez p	0	0	0	0	0	0	1	1	0
Bryan Garcia p	0	0	0	0	0	0	0	1	0
Totals	32	2	4	2	2	12	28	15	4

Player	ab	r	h	rbi	bb	so	po	a	lob
Mott Hyde 2b	3	2	1	0	1	0	0	3	1
Connor Justus ss	4	0	1	1	1	2	0	1	0
Matt Gonzalez lf	2	0	0	2	0	1	2	0	1
A.J. Murray 1b	4	0	2	0	0	0	11	1	0
Brandon Gold 3b	4	0	0	0	0	1	0	3	1
Grant Wruble dh	4	0	0	0	0	2	0	0	0
Daniel Spingola cf	4	0	1	0	0	1	2	0	0
Ryan Peurifoy rf	2	0	0	0	0	0	4	0	1
Keenan Innis ph	1	1	0	0	0	0	0	0	0
Mitch Earnest c	2	0	0	0	0	0	7	2	0
Elliott Barzilli ph	1	0	0	0	0	0	0	0	1
Arden Pabst c	1	0	1	0	0	0	3	1	0
Devin Stanton p	0	0	0	0	0	0	1	0	0
Jonathan Roberts p	0	0	0	0	0	0	0	0	0
Dusty Isaacs p	0	0	0	0	0	0	0	0	0
Totals	32	3	6	3	2	7	30	11	7

Score by Innings	1	2	3	4	5	6	7	8	9	10	R	H	E
Miami Hurricanes	1	0	1	0	0	0	0	0	0	0	2	4	3
Georgia Tech	1	0	0	0	0	0	0	1	0	1	3	6	1

Note: 1 out, 2 runners LOB when the game ended.

E - Michelangeli 2(3); Suarez, A.(2); Stanton, D(1). DP - Miami 1. LOB - Miami 4; Georgia Tech 7. 2B - Carey, D.(7); Hyde, M(6). 3B - Murray, A(2). SH - Palmer, T.(7); Hyde, M(2); Peurifoy, R(4). SF - Abreu, W.(1); Gonzalez, M 2(7). SB - Carey, D.(6); Palmer, T.(6); Hyde, M(6); Spingola, D(5).

Miami Hurricanes	ip	h	r	er	bb	so	ab	bf	np
Andrew Suarez	9.0	4	2	2	2	7	29	34	109
Bryan Garcia	0.1	2	1	0	0	0	3	4	15

Georgia Tech	ip	h	r	er	bb	so	ab	bf	np
Devin Stanton	6.0	4	2	2	2	6	20	24	90
Jonathan Roberts	2.0	0	0	0	0	4	6	6	29
Dusty Isaacs	2.0	0	0	0	0	2	6	6	28


Win - Isaacs, D (3-2). Loss - Garcia, B. (1-1). Save - None.

WP - Suarez, A.(7); Stanton, D(2). Pitches/strikes: Suarez, A. 109/70; Garcia, B. 15/10; Stanton, D 90/56; Roberts, J 29/20; Isaacs, D 28/18.

Umpires - HP: Morris Hodges 1B: Daniel Collins 3B: Anthony Carilli


Start: 7:35 pm Time: 2:24 Attendance: 1961

Weather: Clear, 65*, wind 5 to LF



2014 ACC Baseball Championship
Georgia Tech vs #6 Miami

May 21, 2014 at Greensboro, N.C. (NewBridge Bank Park)



Georgia Tech 6 (34-24)

Miami 3 (40-16)

Player	ab	r	h	rbi	bb	so	po	a	lob	avg
Mott Hyde 2b	4	1	1	1	0	1	2	3	0	.292
Daniel Spingola cf	3	0	0	0	1	0	2	0	0	.322
Matt Gonzalez lf	5	0	3	1	0	0	1	0	2	.318
Thomas Smith 1b	5	0	0	0	0	2	10	0	1	.286
A.J. Murray dh	5	0	1	0	0	1	0	0	2	.274
Connor Justus ss	4	1	2	0	0	2	1	3	1	.277
Ryan Peurifoy rf	4	3	4	0	0	0	5	0	0	.328
Brandon Gold 3b	3	1	1	2	0	0	0	3	1	.247
Arden Pabst c	4	0	2	2	0	0	6	1	1	.246
Josh Hedding p	0	0	0	0	0	0	0	0	0	-
Dusty Isaacs p	0	0	0	0	0	0	0	0	0	-
Totals	37	6	14	6	1	6	27	10	8	

Player	ab	r	h	rbi	bb	so	po	a	lob	avg
Dale Carey cf	4	2	3	1	0	0	1	0	0	.311
Tyler Palmer lf	4	1	1	1	0	0	1	0	1	.302
Zack Collins dh	3	0	2	1	1	1	0	0	0	.297
David Thompson 1b	3	0	1	0	1	1	11	1	2	.329
Willie Abreu rf	4	0	1	0	0	1	2	0	2	.297
John Lawroski pr	0	0	0	0	0	0	0	0	0	.000
Brandon Lopez ss	4	0	1	0	0	0	1	4	1	.247
Johnny Ruiz 3b	4	0	0	0	0	1	3	3	0	.224
Alex Hernandez 2b	4	0	0	0	0	0	1	2	0	.250
Garrett Kennedy c	4	0	0	0	0	3	7	0	0	.212
Andrew Suarez p	0	0	0	0	0	0	0	1	0	-
Cooper Hammond p	0	0	0	0	0	0	0	0	0	-
Thomas Woodrey p	0	0	0	0	0	0	0	1	0	-
Totals	34	3	9	3	2	7	27	12	6	

Score by Innings	1	2	3	4	5	6	7	8	9	R	H	E
Georgia Tech	0	0	0	0	1	0	2	2	1	6	14	0
Miami	0	0	1	0	2	0	0	0	0	3	9	1

E - Suarez, A.(3). DP - GT 2; UM 1. LOB - GT 8; UM 6. 2B - Hyde, M(12); Gonzalez, M(17); Peurifoy, R(7); Pabst, A(3); Collins, Z.(13). HR - Carey, D.(7). SH - Spingola, D(4); Gold, B(3). SF - Hyde, M(6). SB - Carey, D. 2(16).

Georgia Tech	ip	h	r	er	bb	so	ab	bf	np	era	Miami	ip	h	r	er	bb	so	ab	bf	np	era
Josh Hedding	7.0	7	3	3	2	5	27	29	107	3.76	Andrew Suarez	6.1	9	3	3	0	5	26	27	82	3.28
Dusty Isaacs	2.0	2	0	0	0	2	7	7	24	1.91	Cooper Hammond	1.2	3	2	2	1	1	7	9	26	2.53
											Thomas Woodrey	1.0	2	1	1	0	0	4	5	16	2.66

Win - Hedding, J (4-4). Loss - Hammond, C. (5-1). Save - Isaacs, D (7).
WP - Suarez, A.(10). PB - Kennedy, G.(7). Pitches/strikes: Hedding, J 107/69; Isaacs, D 24/16; Suarez, A. 82/57; Hammond, C. 26/14; Woodrey, T. 16/10.

Umpires - HP: Greg Street 1B: Jacob Asher 2B: Tim O'Toole 3B: John Haggerty
Start: 3:18 pm Time: 2:19 Attendance: 2469
Weather: Partly Cloudy, 82 degrees