

MIAMI BASKETBALL

THE BASICS

Date/Time: Friday, Nov. 10, 2017 / 8 p.m. ET
Location: Coral Gables, Fla. / Watsco Center (7,972)
Television: None; **Online:** ACC Network Extra
 Ted Sarandis (PxP) and Megan Perry (analyst)
Radio: WINZ AM-940 (Joe Zagacki - PxP)
Student Radio: WVUM 90.5 FM • WVUM.org
Satellite Radio: None
Series vs. Gardner-Webb: First Meeting

2017-18 SCHEDULE/RESULTS

OPPONENT	TV	TIME/SCORE
NOVEMBER		
1 NEWBERRY*	ACCN Extra	W, 106-79
10 [13/12] GARDNER-WEBB	ACCN Extra	8 p.m.
12 [13/12] NAVY	ACCN Extra	4 p.m.
16 FLORIDA A&M	ACCN Extra	7 p.m.
22 vs. La Salle ¹		6 p.m.
25 NORTH FLORIDA	RSN	4 p.m.
29 at Minnesota ²	ESPN2	9 p.m.
DECEMBER		
2 vs. Princeton ³	ESPNU	8 p.m.
5 BOSTON UNIVERSITY	RSN	7 p.m.
16 at George Washington	CBSSN	Noon
23 at Hawai'i ⁴	ESPNU	1 a.m.
23 vs. Davidson/ New Mexico State ⁴	ESPN2/ESPNU	TBA
25 vs. Akron/MTSU/ Princeton/USC	ESPN2/ESPNU	TBA
30 at Pittsburgh*	ACCN Extra	4 p.m.
JANUARY		
3 at Georgia Tech*	RSN	9 p.m.
7 FLORIDA STATE*	ESPNU	6 p.m.
13 at Clemson*	ESPNU	3 p.m.
15 DUKE*	ESPN	7 p.m.
21 at NC State*	ACCN	Noon
24 LOUISVILLE*	ESPN2	7:30 p.m.
27 at Florida State*	ACCN	4 p.m.
31 PITTSBURGH*	RSN	7 p.m.
FEBRUARY		
3 at Virginia Tech*	ESPN2	2 p.m.
7 WAKE FOREST*	ESPN2	7 p.m.
10 at Boston College*	RSN	2 p.m.
13 VIRGINIA*	ESPN2	9 p.m.
17 SYRACUSE*	CBS	Noon
19 at Notre Dame*	ESPN	7 p.m.
24 BOSTON COLLEGE*	RSN	2 p.m.
27 at North Carolina*	ESPN	9 p.m.
MARCH		
3 VIRGINIA TECH*	ESPN2	Noon
6-10 ACC Tournament ⁵	ESPN/ESPN2/RSN	

BOLD CAPS denotes home games at Watsco Center, Coral Gables, Fla.; [#/#] denotes Miami's AP/USA TODAY ranking
 *Exhibition; * ACC game

¹ Reading, Pa.; ² ACC/Big Ten Challenge

³ Hoopball Miami Invitational at American Airlines Arena (Miami, Fla.)

⁴ Hawaiian Airlines Diamond Head Classic (Honolulu, Hawai'i)

⁵ Barclays Center, Brooklyn, N.Y.

All times Eastern and subject to change

MIAMI ATHLETICS COMMUNICATIONS

Assistant AD for Communications & Content:

Andy Fledderjohann (MBB Contact)

Email: axf1108@miami.edu

Cell Phone: 434-906-0075 (c)

Twitter/Instagram/Facebook: @CanesHoops

GAME 1 • NOV. 10, 2017 • 8 P.M. ET • CORAL GABLES, FLA.



13/12 MIAMI HURRICANES (0-0)

Head Coach: Jim Larrañaga (Providence, 1971 [B.A.])

Record at UM: 139-69 (7th season), **Career Record:** 609-403 (34th season)

VS



GARDNER-WEBB BULLDOGS (0-0)

Head Coach: Tim Craft (Florida, 2000)

Record at GWU: 74-60 (5th season), **Career Record:** 74-60 (5th season)

A NEW SEASON BECKONS

Miami opens its 68th season of men's basketball Friday night. The Hurricanes are 1,011-739 all-time, including 107-111 in 13 seasons of conference play in the ACC.

Miami is 27-5 in season openers since the program was restarted in 1985-86, including 5-1 under Jim Larrañaga.

NICE TO MEET YOU

This is the first meeting in men's basketball between Miami and Gardner-Webb. It also marks Jim Larrañaga's first career matchup with GWU.

BEST PRESEASON RANKING IN PROGRAM HISTORY

Ranked in the preseason polls for the first time since 2008-09, Miami is No. 13 in the preseason Associated Press poll. It marks the highest preseason AP ranking in program history. Miami also is No. 12 in the USA Today Coaches poll.

It is the third occasion in which Miami is among the top 25 teams to start the season. The Canes were ranked No. 25 prior to the 1999-2000 campaign and No. 17 heading into the 2008-09 season.

WHO'S BACK

The Hurricanes welcome back 10 players from their 2017 NCAA Tournament squad, including starters Bruce Brown, Jr., Anthony Lawrence II and Ja'Quan Newton. In all, Miami returns six players who averaged double-figure minutes.

Newton averaged 13.5 points and 31.4 minutes per game last year and has made 95 career appearances. After a standout rookie season, Brown (11.8 ppg, 5.6

rpg, 31.9 mpg) is back, as is Lawrence (6.8 ppg, 3.8 rpg, 26 mpg).

Miami also returns Dejan Vasiljevic, Ebuka Izundu and Dewan Huell, each of whom averaged at least 13 minutes per game last year. Izundu and Huell are the Canes' top returning post threats, while Vasiljevic averaged six points in 17 minutes per game off the bench.

CANES WELCOME STRONG CLASS OF ROOKIES

Miami added three high-touted newcomers this year in Deng Gak, Chris Lykes and Lonnie Walker IV. Each was an ESPN Top 100 recruit last season.

A 2017 McDonald's All-American and consensus top-20 recruit, Walker IV was among 20 players named to the preseason watch list for the 2018 Jerry West Shooting Guard of the Year Award.

Walker recently was tabbed the "most exciting freshman in America" by ESPN.com's Myron Medcalf.

Lykes was ESPN's No. 45 recruit, while Gak was rated No. 91.

ACC PRESEASON POLL

Miami is ranked fourth in the 2017-18 ACC Coaches Preseason Poll, the Hurricanes' highest standing in the poll in Jim Larrañaga's seven years at the helm and matching their highest at any point during their 14 years in the ACC (fourth in 2008-09).

In each of Larrañaga's first six seasons, Miami finished the year in a higher standing than their preseason rank.

Miami followed Duke, North Carolina and Notre Dame in the preseason poll.

PROJECTED STARTING LINEUP

Pos.	No.	Name	Yr.	Ht.	Wt.	PPG*	RPG*	APG*	Of Note
G	0	Ja'Quan Newton	Sr.	6-3	191	13.5	3.5	3.7	Played in team-high 95 career games (32 starts)
G	1	Dejan (DJ) Vasiljevic	So.	6-3	203	6.0	1.3	0.5	Averaged 21.5 ppg at '17 World University Games
G	3	Anthony Lawrence III	Jr.	6-7	210	6.8	3.8	1.7	Started 18 games last year
G	11	Bruce Brown	So.	6-5	205	11.8	5.6	3.2	Scored in double figures 20 times last year
F	20	Dewan Huell	So.	6-11	220	5.8	3.1	0.1	Shot 53 percent from field in 2016-17

RESERVES

G	2	Chris Lykes	Fr.	5-7	161	-	-	-	Ranked No. 45 in ESPN Top 100 recruits for 2017
G	4	Lonnie Walker IV	Fr.	6-5	204	-	-	-	2017 McDonald's All-American
G	5	Mike Robinson	Sr.	5-10	170	0.1	0.1	0.0	Walk-on; played in nine games last season
C	14	Rodney Miller	So.	7-0	255	0.9	0.6	0.0	Played in 15 games during freshman campaign
C	15	Ebuka Izundu	Jr.	6-10	235	4.2	3.0	0.2	Shot 54 percent from field last year
F	21	Sam Waardenburg	R-Fr.	6-10	217	-	-	-	Redshirted 2016-17 season; enrolled at break
F	35	Chris Stowell	Sr.	6-6	208	0.0	0.3	0.0	Walk-on; played in six games last season

*2016-17 averages



MEDIA INFORMATION COVERING THE CANES

All interview requests for coaches or student-athletes must be approved and cleared by Andy Fledderjohann in the UM Communications office. Please provide at least one day to coordinate interviews.

Credential requests may be made via e-mail to Fledderjohann (axf1108@miami.edu). Any misuse of credentials will result in removal from the Watsco Center and the permanent voiding of the credential.

The Miami locker room is closed at all times. For home games, head coach Jim Larranaga and at least one Hurricane player will report to the media room for interviews following the opposing team's press conference.

PRESS CREDENTIALS

Media members interested in obtaining season or game credentials should apply online at www.sportssystem.com/miami/basketball.

Credential requests should be submitted no later than seven days prior to the game. Credentials that cannot be mailed will be held for pickup at the will call window at Watsco Center. You must have a press pass to be admitted to the media area and the press room. Seating priority will be given to regular attendees.

PHOTO CREDENTIALS

All photographers and camera operators must wear a visible credential issued by the Miami Athletics Communications Department. Photographers work from the baselines at both ends of the court at Watsco Center. Live television is given top priority for courtside space.

ACC TELECONFERENCE SCHEDULE

The 2018 ACC Men's Basketball Weekly Teleconference begins Monday, Jan. 8, 2017, and continues each Monday through Feb. 26. Each coach will have 10 minutes to make an opening statement and answer questions.

There will be an instant replay of each teleconference on TheACC.com each Monday afternoon. Coaches whose teams play on Monday evening will not participate in that day's teleconference.

Jan. 8: Larranaga 12:10 p.m. (Brownell 10:30 a.m.)

Jan. 15: Not on call (Duke game day)

Jan. 22: Larranaga 12:10 p.m. (Padgett 11:50 a.m., Hamilton 11:40 a.m.)

Jan. 29: Larranaga 12:10 p.m. (Stallings 11 a.m., Williams 12:30 p.m.)

Feb. 5: Larranaga 12:10 p.m. (Manning 11:20 a.m., Christian 11:30 a.m.)

Feb. 12: Larranaga 12:10 p.m. (Bennett 11:10 a.m., Boenheim Noon)

Feb. 19: not on call (Notre Dame game day)

Feb. 26: Larranaga 12:10 p.m. (R. Williams 12:20 p.m.)

BROWN JR. EARNS PRESEASON ACCLAIM

Bruce Brown Jr. earned several preseason honors heading into the 2017-18 season. In addition to being named to the Preseason All-ACC Second Team, Brown was lauded nationally on the watch lists for the Julius Erving Small Forward of the Year Award, Lute Olson National Player of the Year Award and the Oscar Robertson Trophy.

Brown returns for his second year in Coral Gables after one of the best freshman seasons in school history. The 6-foot-5-inch guard from Boston set freshman single-season records in points (391), field goals made (134) and minutes played (1,053) and recorded the program's second-ever triple-double.

THE WATSCO ADVANTAGE

Miami has defended its home turf well in recent years, winning 27 of its last 29 games at the Watsco Center. The Hurricanes went 14-2 at home last year and are 77-22 (.777) under Jim Larrañaga.

In the first 15 years at Watsco Center (formerly BankUnited Center), Miami went 172-66 (.722).

In six seasons under Larrañaga, Miami is 39-7 in non-conference play and 38-15 in ACC action at home. In both 2012-13 and 2015-16, the Canes had just one loss at Watsco Center.

Miami at Watsco Center Under Jim Larrañaga

Year	Overall	N-C	ACC
2011-12	14-4	8-2	6-2
2012-13	14-1	6-0	8-1
2013-14	8-8	5-2	3-6
2014-15	12-6	7-2	5-4
2015-16	15-1	6-1	9-0
2016-17	14-2	7-0	7-2
Totals	77-22	39-7	38-15

CANES AS A RANKED TEAM

Miami has been ranked in four of Jim Larrañaga's six seasons at The U, topping out at No. 2 in both polls on Feb. 18, 2013. As a ranked team under Larrañaga, Miami is 42-18 overall, including 1-0 in overtime games.

When ranked, Miami is 24-12 against ACC opponents in Larrañaga's six seasons, including a 16-2 mark at home and 8-10 on the road.

2017-18 ROSTER HAS SIX TOP-100 RECRUITS

Miami has signed three ESPN Top 100 recruits for the class of 2017, including No. 18 Lonnie Walker from Reading, Pa., No. 46 Chris Lykes from Mitchellville, Md., and No. 92 Deng Gak from Blairstown, N.J.

The trio joins former ESPN Top 100 Hurricanes Bruce Brown (No. 26 in 2016), Dewan Huell (No. 28 in 2016) and Ja'Quan Newton (No. 58 in 2014) in the fall of 2017. In just six seasons at The U, Larrañaga has recruited six of Miami's 11 ESPN Top 100 players since 2007.

ESPN Top 100 Players on 2017-18 Roster

18 Lonnie Walker - 2017	26 Bruce Brown - 2016
46 Chris Lykes - 2017	28 Dewan Huell - 2016
92 Deng Gak - 2017	58 Ja'Quan Newton - 2014

Miami's ESPN Top 100 Players Since 2007

18 Lonnie Walker - 2017	53 Edwin Rios - 2007
26 Bruce Brown - 2016	58 Ja'Quan Newton - 2014
28 Dewan Huell - 2016	83 Garrius Adams - 2009
28 DeQuan Jones - 2008	88 Donnavan Kirk - 2009
43 Durand Scott - 2009	92 Deng Gak - 2017
46 Chris Lykes - 2017	

Recruits under Larrañaga are in *italics*

MIAMI EARNS HIGH GSR NUMBERS

Miami's men's basketball team posted an exemplary Graduation Success Rate (GSR), in the latest numbers released Wednesday by the NCAA. Miami recorded a 92 percent GSR, which is based on the four entering classes from 2007-08 through 2010-11.

In addition, the Miami football (83 percent), women's basketball (92 percent) and baseball (83 percent) programs all posted GSR totals above the NCAA average.

The NCAA Graduation Success Rate (GSR) was developed in response to college and university presidents suggesting that graduation data more accurately reflect the mobility among college students today. The GSR measures graduation rates at Division I institutions and includes students transferring into the institutions. The GSR also allows institutions to subtract student-athletes who leave their institutions prior to graduation as long as they would have been academically eligible to compete had they remained.

BIG SHOES TO FILL

Miami lost a pair of 2016-17 starters to graduation - guard Davon Reed and forward Kamari Murphy.

A 2017 Third-Team All-ACC honoree, Reed led the Hurricanes in scoring at 14.9 points per game while averaging a team-high 35.3 minutes per game. Reed was selected No. 32 overall by the Phoenix Suns in the second round of the 2017 NBA Draft, the 20th player in program history to be drafted.

Playing in 131 career games (99 starts), Reed scored 1,343 points, good for No. 16 on the Hurricanes' all-time scoring list.

The 6-foot-8, 220-pound Murphy was a force in the middle, averaging 7.1 points and 7.3 rebounds per game.

BROWN, WALKER EARN PLAUDITS FROM ESPN.COM

In October, ESPN.com listed Brown as the best college shooting guard draft prospect for the 2018 NBA Draft. Lonnie Walker was tabbed second best.

They were the lone teammates on the 10-man list.

Brown and Walker were listed 12th and 13th, respectively on ESPN's top 100 draft prospects for 2018, as Miami was one of 13 college teams to have multiple players on the list.

VASILJEVIC LOOKS TO BUILD ON BIG SUMMER

Sophomore guard Dejan Vasiljevic had a strong summer playing internationally with Australia's Emerging Boomers at the World University Games in Taipei.

The Melbourne native averaged 21.5 points a game on 45.3 percent shooting from the field in eight games in the tournament.

Vasiljevic scored 20-plus points and led the team in scoring in five of the eight games as the Emerging Boomers finished ninth in the field.

He closed out play with a 28-point performance in a 101-96 win over Canada.

CANES LOOK FOR 70 POINTS

Last season Miami was 17-1 overall and 8-1 in ACC play when scoring 70+ points. UM scored fewer than 60 points in eight of its 12 losses.



QUICK FACTS

Location	Coral Gables, Fla.
Enrollment	17,021
Founded	1925
Nickname	Hurricanes
Colors	Orange (PMS 1665), Green (3435) and White
President	Dr. Julio Frenk
Director of Athletics	Blake James
Conference	Atlantic Coast
Arena/Capacity	Watsco Center/7,972
Press Row	305-284-2111

COACHING STAFF

Head Coach	Jim Larrañaga (Providence, '71)
Record at Miami	139-69 (7th season)
Career Record	609-403 (34th season)
Assoc. Head Coach	Chris Caputo (Westfield [Mass.] State, '02)
Assistant Coach	Jamal Brunt (Randolph Macon, '03)
Assistant Coach	Adam Fisher (Penn State, '06, '09)
Dir of Basketball Ops.	Lamont Franklin (UNC Wilmington, '97)
Associate Director of Ops	Jeff Dyer (Delaware, '14)
Player Development Asst.	Chaison Allen (Northeastern, '11)
Strength & Conditioning Coach	Steve Felde (Concordia, '03)
Assistant Athletic Trainer	Javier Jimenez (Temple, '06)

PROGRAM HISTORY

First Year of Basketball	1926
All-Time Record	1,011-739 (.578)
Under Coach Jim Larranaga	139-69 (6 years)
All-Time ACC Record	107-111 (.491)
ACC Record Under Larranaga	64-42 (.604)
ACC Regular-Season Championships	1 (2013)
ACC Tournament Championships	1 (2013)
NCAA Tournament Appearances	9
.....1960, 1998, 1999, 2000, 2002, 2008, 2013, 2016, 2017	
All-Time Record in NCAA Tournament	8-9
Last NCAA Postseason Finish	2017 First Round
NIT Appearances	12
.....1961, '63, '64, '95, '97, 2001, '05, '06, '09, '11, '12, '15	
All-Time Record in NIT	11-12
Last NIT Finish	2015 Runner-Up

CANES IN PRO BASKETBALL

NBA

Shane Larkin	Boston Celtics
Sheldon McClellan	Washington Wizards
Davon Reed	Phoenix Suns

NFL

Jimmy Graham	Seattle Seahawks
Erik Swoope	Indianapolis Colts

G-League

DeQuan Jones	Fort Wayne Mad Ants
Kamari Murphy	Long Island Nets
Durand Scott	Memphis Hustle
Trey McKinney Jones	Fort Wayne Mad Ants

International

Garrus Adams	Bashkimi (Kosovo)
Rion Brown	Dijon (France)
Ivan Cruz Uceda	Real Betis Energia Plus (Spain)
Guillermo Diaz	San Lorenzo de Almagra (Argentina)
Julian Gamble	Telekom Baskets Bonn (Germany)
Malcolm Grant	Nevezis Kedainiai (Lithuania)
Tonye Jekiri	Oostende (Belgium)
Reggie Johnson	Mono Vampire Bangkok (Thailand)
Kenny Kadji	Tofaş (Turkey)
Angel Rodriguez	Maccabi Haifa (Israel)

SCHEDULE NOTES

Miami has a dozen games scheduled against eight programs that competed in the 2017 NCAA Tournament, with potential matchups with four more in the Hawaiian Airlines Diamond Head Classic.

Miami will travel to face Minnesota in the Big Ten-ACC Challenge on Nov. 29 and comes back to play Princeton in the Hoophall Miami Invitational on Dec. 2 at American Airlines Arena.

Miami will play six ACC opponents (10 games total) that competed in 2017 NCAA Tournament, including reigning national champion North Carolina.

Miami also will compete in the Hawaiian Airlines Diamond Head Classic Dec. 22-25, opening with the host, Hawaii. The 2017 edition of the classic features a great field with five NCAA tournament participants from the past season in Miami, Middle Tennessee, New Mexico State, Princeton and USC.

COACHING COORDINATORS

Miami's assistant coaching staff is set up in a coordinator system. Jamal Brunt serves as the offensive coordinator, while Chris Caputo handles the defense. Adam Fisher manages the scout for every opponent.

MILES WILSON JOINS MIAMI PROGRAM

Jim Larrañaga added Miles Wilson to the Hurricanes' incoming class of 2017. A 6-foot-5-inch transfer from Mount St. Mary's, Wilson will sit out the 2017-18 season because of NCAA transfer rules, then have three years of eligibility with the Hurricanes.

Wilson averaged 11.8 points per game and 3.9 rebounds in 28.9 minutes per game and was named to the Northeast Conference All-Rookie Team.

In the NCAA Tournament's First Four, Wilson scored 17 points and grabbed 11 rebounds in a 67-66 victory over New Orleans before recording a game-high 22 points to go along with seven rebounds against top-seeded Villanova.

SELLING OUT THE WATSCO CENTER

Miami sold out its season ticket allotment for all home games last year at the Watsco Center. This marked the second consecutive year the Hurricanes sold out their season ticket allotment, reaching 5,750 in sales.

For two straight years, fans have bought over 5,500 season tickets, more than doubling the total number of season tickets sold in Jim Larrañaga's first season in Coral Gables. When Larrañaga began his reign in Miami, fans bought 2,251 season tickets for the 2011-12 campaign.

Season Tickets per Year

2016-17: 5,750	2015-16: 5,500	2014-15: 3,427
2013-14: 3,674	2012-13: 2,372	2011-12: 2,251

LUCKY SEVENS FROM LONG RANGE

Miami has connected on at least seven shots from long range in 121 of Larrañaga's 208 games at UM. The Canes are 93-28 when making at least seven from 3-point range. Last season, Miami was 11-5 when hitting seven from behind the arc.

Previous seasons: 2015-16: 17-3; 2014-15: 18-5; 2013-14: 9-6; 2012-13: 19-3; 2011-12: 19-6.

LARRAÑAGA 12TH IN WINS AMONG ACTIVE

NCAA COACHES

Entering the 2017-18 season, Jim Larrañaga ranks 12th in career wins among active Division I coaches with 609. Of those 12, five are in the Naismith Memorial Basketball Hall of Fame, including four from the Atlantic Coast Conference.

Now in his 34th season as a head coach, Larrañaga ranks 47th in all-time NCAA victories.

In his career, Larrañaga won 27 games at American International, 170 at Bowling Green, 273 at George Mason and 139 at Miami. He is one of 15 coaches all-time with 100 or more wins at three D-I schools, four of whom are actively coaching.

WINNINGEST ACTIVE COACHES

Rank	Coach	Wins*
1.	Mike Krzyzewski, Duke	1,071
2.	Jim Boeheim, Syracuse	903
3.	Bob Huggins, West Virginia	819
4.	Roy Williams, North Carolina	816
5.	Rick Byrd, Belmont	754
6.	Cliff Ellis, Coastal Carolina	733
7.	John Beilein, Michigan	691
8.	Larry Hunter, Western Carolina	689
9.	John Calipari, Kentucky	652
10.	Rick Barnes, Tennessee	635
11.	Bill Self, Kansas	623
12.	Jim Larrañaga, Miami	609
13.	Lon Kruger, Oklahoma	601
14.	Dana Altman, Oregon	597
15.	Greg Kampe, Oakland	581

*Totals listed are at the end of the 2016-17 regular season

CANES SEEK ANOTHER 20-WIN CAMPAIGN

Jim Larrañaga has posted five 20-win seasons in his first six years at The U and 11 career 20-win seasons. This was Miami's eighth 20-win season since joining the ACC for the 2004-05 campaign. Larrañaga is just the second coach in Miami history with five 20-win seasons, joining Bruce Hale (1954-67).

The Canes have won seven or more ACC games in each of Larrañaga's six seasons and have had 10 or more league victories in four years. Prior to Larrañaga's arrival, Miami had never won 10 ACC games in a season.

LARRAÑAGA AND CAPUTO IN 16TH YEAR TOGETHER

Head coach Jim Larrañaga and associate head coach Chris Caputo are beginning their 15th season on sidelines together, dating back to their time at George Mason University.

Caputo started on Larranaga's staff as the video coordinator for the 2002-03 season, and along with the native of Elmhurst, N.Y., was an assistant coach and is now the associate head coach for the Hurricanes. Caputo helped the 2006 GMU team to the NCAA Final Four and has made five total NCAA Tournament appearances with Larrañaga.

Both Caputo and Larrañaga attended Archbishop Molloy (N.Y.) High School and played for legendary head coach Jack Curran.

SUCCESS FOR BOTH MIAMI BASKETBALL TEAMS



IN THE POLLS

ASSOCIATED PRESS

Rk	Team	Record	Votes
1	<i>Duke (33)</i>	0-0	1,572
2	Michigan State (13)	0-0	1,520
3	Arizona (18)	0-0	1,506
4	Kansas (1)	0-0	1,439
5	Kentucky	0-0	1,340
6	Villanova	0-0	1,284
7	Wichita State	0-0	1,270
8	Florida	0-0	1,100
9	<i>North Carolina</i>	0-0	1,047
10	USC	0-0	995
11	West Virginia	0-0	840
12	Cincinnati	0-0	837
13	Miami	0-0	836
14	<i>Notre Dame</i>	0-0	814
15	<i>Minnesota</i>	0-0	642
16	<i>Louisville</i>	0-0	570
17	Xavier	0-0	544
18	Gonzaga	0-0	500
19	Northwestern	0-0	473
20	Purdue	0-0	362
21	UCLA	0-0	340
22	Saint Mary's	0-0	333
23	Seton Hall	0-0	274
24	Baylor	0-0	163
25	Texas A&M	0-0	130

Others receiving votes: Alabama 86, *Virginia* 57, Rhode Island 49, TCU 46, Providence 34, Missouri 19, *Virginia Tech* 16, Wisconsin 14, Butler 13, Texas 10, Oklahoma 7, Maryland 7, Nevada 7, Michigan 6, Dayton 5, *Middle Tennessee* 4, Ball State 4, SMU 3, Oakland 2, Oregon 2, UCF 1, South Carolina 1, Harvard 1

USA TODAY COACHES

Rk	Team	Record	Votes
1	<i>Duke (20)</i>	0-0	774
2	Michigan State (9)	0-0	747
3	Kansas	0-0	723
4	Kentucky	0-0	678
5	Arizona (2)	0-0	654
6	Villanova	0-0	623
7	Florida (1)	0-0	549
8	Wichita State	0-0	543
9	<i>North Carolina</i>	0-0	515
10	West Virginia	0-0	458
11	USC	0-0	396
12	Miami	0-0	383
13	Cincinnati	0-0	349
14	<i>Notre Dame</i>	0-0	305
15	<i>Minnesota</i>	0-0	303
16	<i>Louisville</i>	0-0	295
17	Xavier	0-0	284
18	UCLA	0-0	275
19	Gonzaga	0-0	242
20	Northwestern	0-0	208
21	Purdue	0-0	167
22	Saint Mary's	0-0	152
23	Seton Hall	0-0	139
24	Baylor	0-0	107
25	Alabama	0-0	82

Others receiving votes: Texas A&M 76, *Virginia* 57, Butler 43, Missouri 35, TCU 32, Rhode Island 31, Wisconsin 21, Providence 21, Maryland 20, Oklahoma 19, Oakland 19, Texas 13, Michigan 13, *Virginia Tech* 12, Oregon 12, SMU 6, Creighton 6, *Georgia Tech* 3, Georgia 3, Harvard 2, Arkansas 2, *Florida State* 1, Nevada 1, South Carolina 1

Italics denotes 2017-18 opponents (or potential opponents in Diamond Head Classic)

The Miami men's and women's basketball teams both landed in the NCAA Tournament for the second straight season in 2017, the first time both Miami basketball teams play in The Dance in consecutive years.

Miami was one of seven schools, four of which are in the ACC, with both its men's and women's basketball teams ranked in the preseason USA TODAY Coaches Poll. The others on the list were Baylor, Duke, Louisville, Notre Dame, UCLA and West Virginia.

2016-17 TEAM HIGHLIGHTS

- Miami played in back-to-back NCAA Tournaments for the first time since going to three straight from 1997-98 to 1999-2000.

- The Hurricanes were one of two (Georgia Tech) unranked teams to defeat eventual national champion North Carolina last season. UM's 15-point victory over then-No. 9/6 UNC was the Tar Heels' worst defeat of the season.

- Miami defeated three ranked teams last season, downing No. 9/6 North Carolina, No. 10/11 Duke in Coral Gables and No. 18/19 Virginia on the road. This was the third straight year and the fifth time in Jim Larranaga's six seasons that the Canes defeated two top 15 teams.

- After receiving votes in at least one poll each of the first 16 weeks, Miami entered the national rankings for the first time in the 2016-17 season at No. 25 in both the AP and USA TODAY Coaches Poll on Feb. 27.

- Miami won its third straight ACC-Big Ten Challenge matchup, defeating Rutgers in Coral Gables.

- Jim Larrañaga has posted five 20-win seasons in six years at The U and the Canes have won seven or more ACC games each season under Coach L.

- Former Hurricane guard Senior Davon Reed was the recipient of the ACC's 2017 Skip Prosser Award, presented annually to the top scholar-athlete in ACC men's basketball. Reed graduated in May with a degree in sports administration and double minors in communications and marketing.

- Bruce Brown Jr., who is majoring in sports administration, was named to the All-ACC Academic Team as a freshman.

- Brown recorded a triple-double with 11 points, 11 rebounds and 10 assists against South Carolina State on Dec. 6. It was the second triple-double in program history at Miami

- Larrañaga recorded his 600th career win on Jan. 14 at Pitt. With 600 wins, he is one of five ACC coaches with 600 victories, and the other four men are in the Basketball Hall of Fame.

- In Miami's 21st game of the season vs. Florida State on Feb. 1, Larrañaga coached his 1,000th career game.

- Miami's game against Georgia Tech was Larranaga's 200th career game at UM.

- With a 78-67 win over Columbia on Dec. 28, 2016, Miami earned its 1,000th program victory.

- In his 109th game at The U, Davon Reed scored 17 points against George Washington, solidifying his name in Miami's 1,000-point club.

ACC OPERATION BASKETBALL

2017-18 PRESEASON POLL

(First-place votes in parentheses)

Team & Points

1. Duke (57) - 1020
2. North Carolina (7) - 921
3. Notre Dame (4) - 852
4. **Miami (1) - 809**
5. Louisville - 733
6. Virginia - 690
7. Virginia Tech - 549
8. Florida State - 519
9. Georgia Tech - 468
10. Syracuse - 420
11. Wake Forest - 378
12. NC State - 310
13. Clemson - 289
14. Boston College - 181
15. Pittsburgh - 141

2017-18 Preseason All-ACC Team (votes in parentheses)

First Team

Bonzie Colson, Notre Dame (64)
 Grayson Allen, Duke (60)
 Joel Berry II, North Carolina (58)
 Marvin Bagley III, Duke (26)
 Ben Lammers, Georgia Tech (25)

Second Team

Bruce Brown Jr., Miami (22)

Quentin Snider, Louisville (12)
 Deng Adel, Louisville (12)
 Josh Okogie, Georgia Tech (11)
 Jerome Robinson, Boston College (11)

ACC Preseason Player of the Year

Bonzie Colson, Notre Dame (49)
 Grayson Allen, Duke (9)
 Joel Berry II, North Carolina (9)
Bruce Brown Jr., Miami (1)
 Jerome Robinson, Boston College (1)

ACC Preseason Rookie of the Year

Marvin Bagley III, Duke (58)
Lonnie Walker IV, Miami (3)
 Lavar Batts Jr., NC State (2)
 M.J. Walker, Florida State (2)
 Jalek Felton, North Carolina (1)
 Aamir Simms, Clemson (1)
 Oshae Brissett, Syracuse (1)
 De'Andre Hunter, Virginia (1)

JIM LARRAÑAGA

7TH SEASON AT MIAMI, 34TH YEAR AS HEAD COACH

COACHING EXPERIENCE

Head Coach

2011-pres. Miami
1997-2011 George Mason
1986-97 Bowling Green
1977-79 American International

Assistant Coach

1979-86 Virginia
1971-76 Davidson

Player / Coach

1977 Geronemo Basketball Club (Belgium)

PLAYING CAREER

Geronemo Basketball Club (Belgium) 1976-77
Providence College, 1967-71
Archbishop Molloy, 1963-67

COACHING HONORS

AP, Naismith, Iba, Rupp Coach of the Year, 2013
NABC All-District II, 2013
USBWA District IV Coach of the Year, 2013, 2016
Clair Bee National Coach of the Year, 2006
ACC Coach of the Year, 2013, 2016
CAA Coach of the Year, 1999, 2011
MAC Coach of the Year, 1997
Eight NCAA tournament appearances
1999, 2001, 2006, 2008, 2011, 2013, 2016, 2017
Eight postseason NIT appearances
1990, 1991, 1997, 2002, 2004, 2009, 2012, 2015
11 20-win seasons

PERSONAL

Hometown Bronx, N.Y.
Born Oct. 2, 1949
Family Wife: Liz, Sons: Jay and Jon
Grandchildren: Tia, James, Jon Temple, Henry
Education Providence College, 1971, B.A. Economics
Archbishop Molloy High School, 1967

NOTABLE COLLEGE PLAYERS COACHED

Sheldon McClellan (Miami) - All-ACC Second Team, ACC Tournament Second Team

Shane Larkin (Miami) - NBA first round draft pick (18th overall), ACC Player of the Year, ACC Tournament MVP, finalist for Cousy, Naismith & Wooden awards, All-ACC First Team and All-ACC Defensive Team, Lute Olson National Player of the Year, AP and NABC All-American (Second team), Sporting News All-American (Third), ESPN, Wooden, Olson and Driesell Defensive All-American, USBWA All-District, Basketball Times All-District

Durand Scott (Miami) - ACC Defensive Player of the Year, ACC Tournament First Team, All-ACC Third Team

George Evans (George Mason) - Three-time CAA Player of the Year, CAA Rookie of the Year, three-time CAA Defensive Player of the Year, three-time CAA All-Defensive Team

Antonio Daniels (Bowling Green) - MAC Player of the Year, MAC Freshman of Year

NOTABLE NBA PLAYERS COACHED

Lance Blanks	Frank Booker	Rick Carlisle
Antonio Daniels	Jeff Jones	Andrew Kennedy
Jeff Lamp	Shane Larkin	Lewis Latimore
Jason Miskiri	Olden Polynice	Lee Raker
Ralph Sampson	Tom Sheehey	Clinton Venable
Othell Wilson	Ricky Wilson	

STUDENT-ATHLETE HONORS

At Miami

One All-American
One USBWA All-District IV selection
One Basketball Times All-District
One ACC Player of the Year
One ACC Defensive Player of the Year
One ACC Tournament MVP
14 All-ACC postseason selections
Five ACC-All-Defensive Team selections
One ACC All-Rookie Team selection
Four ACC Academic Honor Roll selections
Seven ACC Players of the Week
One ACC Rookie of the Week
Six ACC All-Tournament team selections
Two NIT All-Tournament Team selections
Two NABC Honors Court selections

YEAR-BY-YEAR

Year	School	Overall		Conference	
		W-L	W-L	Finish	Postseason
1977-78	American International	14-13			
1978-79	American International	13-13			
1986-87	Bowling Green	15-14	10-6	3	
1987-88	Bowling Green	12-16	7-9	t-5	
1988-89	Bowling Green	13-15	6-10	t-6	
1989-90	Bowling Green	18-11	9-7	t-3	NIT First Round (0-1)
1990-91	Bowling Green	17-13	9-7	t-4	NIT First Round (0-1)
1991-92	Bowling Green	14-15	8-8	5	
1992-93	Bowling Green	11-16	8-10	t-6	
1993-94	Bowling Green	18-10	12-6	t-2	
1994-95	Bowling Green	16-11	10-8	t-5	
1995-96	Bowling Green	14-13	9-9	t-6	
1996-97	Bowling Green	22-10	13-5	t-1	NIT First Round (0-1)
1997-98	George Mason	9-18	6-10	6	
1998-99	George Mason	19-11	13-3	1	NCAA First Round (0-1)
1999-00	George Mason	19-11	12-4	t-1	
2000-01	George Mason	18-12	11-5	3	NCAA First Round (0-1)
2001-02	George Mason	19-10	13-5	2	NIT First Round (0-1)
2002-03	George Mason	16-12	11-7	4	
2003-04	George Mason	23-10	12-6	3	NIT Third Round (2-1)
2004-05	George Mason	16-13	10-8	6	
2005-06	George Mason	27-8	15-3	t-1	NCAA Final Four (4-1)
2006-07	George Mason	18-15	9-9	5	
2007-08	George Mason	23-11	12-6	2	NCAA First Round (0-1)
2008-09	George Mason	22-11	13-5	2	NIT First Round (0-1)
2009-10	George Mason	17-15	12-6	4	CIT First Round (0-1)
2010-11	George Mason	27-7	16-2	1	NCAA Second Round (1-1)
2011-12	Miami	20-13	9-7	t-4	NIT Second Round (1-1)
2012-13	Miami	29-7	15-3	1	NCAA Sweet 16 (2-1)
2013-14	Miami	17-16	7-11	10	
2014-15	Miami	25-13	10-8	6	NIT Championship Game (4-1)
2015-16	Miami	27-8	13-5	t-2	NCAA Sweet 16 (2-1)
2016-17	Miami	21-12	10-8	t-7	NCAA First Round (0-1)
	Overall	609-403	330-206		

2 years	American International	27-26 (.509)
11 years	Bowling Green	170-144 (.541)
14 years	George Mason	273-164 (.625)
6 years	Miami	139-69 (.668)
33 years		609-403 (.602)



2016-17 STATISTICS

ALL GAMES (21-12)

Player	GP-GS	Min-Avg	TOTAL			3-PTS		REBOUNDS							
			FG-FGA-Pct	3FG-FGA-Pct	FT-FTA-Pct	Off-Def	Tot-Avg	PF-FO	A	TO	Blk	Stl	Pts	Avg	
Davon Reed	33-33	1,165-35.3	161-372-.433	79-199-.397	90-108-.833	28-130	158-4.8	52-0	79	67	16	43	491	14.9	
Ja'Quan Newton	30-28	942-31.4	150-332-.452	11-40-.275	93-133-.699	18-87	105-3.5	49-0	101	98	1	34	404	13.5	
Bruce Brown	33-29	1,053-31.9	134-292-.459	33-95-.347	90-121-.744	48-138	186-5.6	83-2	106	67	18	49	391	11.8	
Kamari Murphy	33-33	971-29.4	96-189-.508	0-1-.000	42-96-.609	79-162	241-7.3	78-2	19	50	23	13	234	7.1	
Anthony Lawrence	33-18	857-26.0	72-173-.416	35-99-.354	45-62-.726	27-97	124-3.8	78-1	57	47	15	42	224	6.8	
DJ Vasiljevic	33-0	577-17.5	65-182-.357	51-146-.349	16-20-.800	5-39	44-1.3	31-0	15	13	1	11	197	6.0	
Dewan Huell	32-15	557-17.4	77-145-.531	0-2-.000	33-51-.647	45-54	99-3.1	61-0	6	30	25	13	187	5.8	
Ebuka Izundu	32-9	417-13.0	53-98-.541	0-0-.000	29-42-.690	47-50	97-3.0	75-2	6	27	25	7	135	4.2	
Rodney Miller	15-0	57-3.8	5-11-.455	0-0-.000	4-9-.444	4-5	9-0.6	6-0	0	1	1	0	14	0.9	
Mike Robinson	9-0	19-2.1	0-5-.000	0-4-.000	1-2-.500	1-0	1-0.1	2-0	0	1	1	0	1	0.1	
Chris Stowell	6-0	10-1.7	0-1-.000	0-1-.000	0-0-.000	0-2	2-0.3	0-0	0	0	0	0	0	0.0	
TEAM						42-46	88-2.5	1		11					
Total	33		813-1,800-.452	209-587-.356	443-617-.718	363-813	1,176-35.6	515-7	389	417	125	213	2,278	69.0	
Opponents	33		761-1,817-.419	208-631-.330	386-522-.739	319-724	1,043-31.6	553-N/A	395	392	101	197	2,116	64.1	

SCORE BY PERIODS

	1st	2nd	OT	Total
Miami	1,109	1,158	11	2,278
Opponents	951	1,160	5	2,116

ACC GAMES (10-8)

Player	GP-GS	Min-Avg	TOTAL			3-PTS		REBOUNDS							
			FG-FGA-Pct	3FG-FGA-Pct	FT-FTA-Pct	Off-Def	Tot-Avg	PF-FO	A	TO	Blk	Stl	Pts	Avg	
Davon Reed	18-18	660-36.7	94-219-.429	46-114-.404	54-63-.857	17-78	95-5.3	35-0	54	39	9	22	288	16.0	
Bruce Brown	18-18	604-33.6	78-168-.464	22-55-.400	50-68-.735	23-62	85-4.7	49-1	61	40	13	26	228	12.7	
Ja'Quan Newton	15-13	467-31.1	70-168-.417	4-19-.211	46-66-.697	7-47	54-3.6	29-0	42	55	0	13	190	12.7	
Kamari Murphy	18-18	560-31.1	54-96-.563	0-0-.000	20-34-.588	40-92	132-7.3	44-1	9	20	13	10	128	7.1	
Anthony Lawrence	18-9	480-26.7	40-98-.408	20-58-.345	27-36-.750	15-50	65-3.6	39-0	37	21	5	17	127	7.1	
DJ Vasiljevic	18-0	301-16.7	32-93-.344	26-78-.333	6-10-.600	2-23	25-1.4	6-0	4	5	0	4	96	5.3	
Dewan Huell	18-9	289-16.1	34-64-.531	0-2-.000	17-30-.567	20-20	40-2.2	28-0	4	16	12	8	85	4.7	
Ebuka Izundu	18-5	252-14.0	29-59-.492	0-0-.000	10-17-.588	25-32	57-3.2	44-2	4	13	12	3	68	3.8	
Rodney Miller	6-0	10-1.7	0-1-.000	0-0-.000	1-2-.500	0-0	0-0.0	0-0	0	0	1	0	1	0.2	
Chris Stowell	2-0	0-0.0	0-0-.000	0-0-.000	0-0-.000	0-0	0-0.0	0-0	0	0	0	0	0	0.0	
Mike Robinson	3-0	2-0.7	0-0-.000	0-0-.000	0-0-.000	0-0	0-0.0	1-0	0	0	0	0	0	0.0	
TEAM						36-22	58-2.3			8					
Total	18		431-966-.446	118-326-.362	231-326-.709	185-426	611-33.9	275-4	215	220	65	103	1,211	67.3	
Opponents	18		424-968-.438	125-350-.357	227-311-.730	165-398	563-31.3	288-8	223	200	53	100	1,200	66.7	

SCORE BY PERIODS

	1st	2nd	Total
Miami	588	612	1211
Opponents	543	652	1200



2016-17 POINTS-REBOUNDS-ASSISTS

Opponent	Date	Score	W/L	0	2	3	4	5	11
				NEWTON	ROBINSON	LAWRENCE	VASILJEVIC	REED	BROWN, JR.
WESTERN CAROLINA	11-11-16	92-43	W	13-4-2	0-0-0	8-6-3	11-2-2	8-5-1	7-8-5
at North Florida	11-16-16	94-56	W	16-3-7	0-0-0	10-5-2	13-1-0	17-3-2	7-6-2
PENN	11-19-16	74-62	W	18-4-3	DNP	0-3-2	11-0-1	11-7-1	15-5-1
Stanford &	11-24-16	67-53	W	20-2-2	DNP	18-3-1	3-1-1	7-3-0	10-6-2
Iowa State &	11-25-16	56-73	L	21-2-3	DNP	6-2-0	5-0-0	13-3-1	2-7-2
Florida &	11-27-16	56-65	L	15-3-1	DNP	2-3-2	0-0-0	12-5-2	15-4-1
Rutgers!	11-30-16	73-61	W	11-6-3	DNP	8-4-0	3-1-1	18-6-3	11-9-2
Wofford^	12-03-16	74-57	W	15-2-9	DNP	3-5-1	6-2-0	13-5-4	12-5-1
SOUTH CAROLINA STATE	12-06-16	82-46	W	11-1-5	1-1-0	5-7-1	17-2-2	15-6-6	11-11-10
FAU	12-16-16	76-56	W	8-6-6	DNP	13-6-0	2-2-0	21-0-0	14-8-6
GEORGE WASHINGTON	12-22-16	72-64	W	14-2-5	DNP	2-2-2	6-3-0	17-3-0	14-12-2
COLUMBIA	12-28-16	78-67	W	22-9-4	DNP	10-5-1	3-1-1	18-4-3	8-6-5
NC STATE	12-31-16	81-63	W	21-4-1	DNP	6-5-1	3-2-0	20-2-1	17-8-4
at Syracuse	01-04-17	55-70	L	8-4-7	DNP	0-0-1	18-0-0	6-3-4	9-7-2
NOTRE DAME	01-12-17	62-67	L	14-3-1	DNP	6-9-1	3-0-1	21-6-3	7-9-1
at Pittsburgh	01-14-17	72-46	W	14-3-5	0-0-0	9-5-2	6-2-1	18-6-5	17-6-3
at Wake Forest	01-18-17	79-96	L	9-3-7	DNP	16-0-2	3-0-0	24-3-4	9-3-1
at Duke	01-21-17	58-70	L	13-3-1	0-0-0	0-0-0	0-1-0	19-4-1	15-5-6
BOSTON COLLEGE	01-25-17	78-77	W	23-5-2	DNP	7-6-1	3-1-0	17-3-4	12-6-4
NORTH CAROLINA	01-28-17	77-62	W	18-7-3	0-0-0	3-4-4	3-1-0	14-7-2	30-4-5
FLORIDA STATE	02-01-17	57-75	L	12-3-2	DNP	2-2-1	3-1-0	12-4-0	17-5-1
at NC State	02-04-17	84-79	W	13-3-5	DNP	19-4-2	0-1-0	26-7-3	7-2-6
VIRGINIA TECH	02-08-17	74-68	W	16-4-1	DNP	12-4-3	5-1-0	18-3-6	2-5-4
at Louisville	02-11-17	66-71	L	15-5-2	DNP	7-3-3	3-0-0	7-4-3	12-7-4
GEORGIA TECH	02-15-17	70-61	W	DNP	DNP	4-2-2	13-2-1	21-7-1	8-3-5
CLEMSON	02-18-17	71-65	W	DNP	DNP	10-4-5	5-3-1	14-7-5	9-5-5
at Virginia	02-20-17	54-48	W	DNP	DNP	4-6-5	10-4-0	9-4-3	14-3-0
DUKE	02-25-17	55-50	W	7-5-0	DNP	2-3-2	0-2-0	9-10-1	25-4-4
at Virginia Tech	02-27-17	61-66	L	2-0-4	DNP	18-5-1	9-1-0	11-9-2	8-3-5
at Florida State	03-04-17	57-66	L	5-2-1	DNP	2-1-1	9-3-0	22-6-6	10-0-1
vs. Syracuse	03-08-17	62-57	W	11-4-6	0-0-0	3-2-4	13-1-1	14-4-0	5-5-1
vs. North Carolina	03-09-17	53-78	L	3-1-1	0-0-0	6-3-1	6-1-1	7-6-2	21-7-1
vs. Michigan State	03-17-17	58-78	L	16-2-2	0-0-0	3-3-0	2-2-1	12-3-0	11-2-4

Opponent	Date	Score	W/L	14	15	20	21	35
				MILLER	IZUNDU	HUELL	MURPHY	STOWELL
WESTERN CAROLINA	11-11-16	92-43	W	5-2-0	14-5-1	13-7-1	13-8-0	0-0-0
at North Florida	11-16-16	94-56	W	4-3-0	4-4-0	15-8-0	8-9-1	0-0-0
PENN	11-19-16	74-62	W	2-0-0	DNP	11-5-0	6-8-2	DNP
Stanford &	11-24-16	67-53	W	DNP	0-3-0	3-3-0	6-7-1	DNP
Iowa State &	11-25-16	56-73	L	DNP	0-3-0	5-6-0	4-12-0	DNP
Florida &	11-27-16	56-65	L	0-0-0	0-0-0	10-6-1	2-10-1	DNP
Rutgers!	11-30-16	73-61	W	0-0-0	4-2-0	14-7-0	4-4-0	DNP
Wofford^	12-03-16	74-57	W	DNP	9-5-0	2-1-0	14-10-1	DNP
SOUTH CAROLINA STATE	12-06-16	82-46	W	0-2-0	9-3-0	5-3-0	8-6-0	0-2-0
FAU	12-16-16	76-56	W	0-0-0	2-2-0	9-10-0	7-10-1	DNP
GEORGE WASHINGTON	12-22-16	72-64	W	DNP	12-4-0	2-1-0	5-4-1	DNP
COLUMBIA	12-28-16	78-67	W	DNP	6-3-1	4-1-0	7-5-0	DNP
NC STATE	12-31-16	81-63	W	0-0-0	3-7-0	0-0-1	11-10-0	DNP
at Syracuse	01-04-17	55-70	L	0-0-0	0-2-0	6-3-1	8-4-0	DNP
NOTRE DAME	01-12-17	62-67	L	DNP	2-4-0	2-0-0	7-12-0	DNP
at Pittsburgh	01-14-17	72-46	W	0-0-0	2-2-0	4-3-0	2-8-1	DNP
at Wake Forest	01-18-17	79-96	L	1-0-0	6-5-0	9-8-0	2-5-0	DNP
at Duke	01-21-17	58-70	L	DNP	0-2-1	7-3-0	4-15-1	0-0-0
BOSTON COLLEGE	01-25-17	78-77	W	DNP	0-2-0	8-3-1	8-7-0	DNP
NORTH CAROLINA	01-28-17	77-62	W	DNP	0-3-0	5-1-0	4-9-0	0-0-0
FLORIDA STATE	02-01-17	57-75	L	0-0-0	0-1-0	7-1-0	4-5-1	DNP
at NC State	02-04-17	84-79	W	DNP	16-6-0	3-2-0	0-5-0	DNP
VIRGINIA TECH	02-08-17	74-68	W	DNP	8-1-1	3-5-0	10-5-0	DNP
at Louisville	02-11-17	66-71	L	0-0-0	8-5-0	4-3-1	10-2-0	DNP
GEORGIA TECH	02-15-17	70-61	W	DNP	2-3-0	13-2-0	9-8-0	DNP
CLEMSON	02-18-17	71-65	W	DNP	12-2-1	6-1-0	15-9-2	DNP
at Virginia	02-20-17	54-48	W	DNP	6-3-1	1-1-0	10-11-0	DNP
DUKE	02-25-17	55-50	W	DNP	3-5-0	2-1-0	7-6-1	DNP
at Virginia Tech	02-27-17	61-66	L	DNP	0-2-0	0-1-0	13-2-3	DNP
at Florida State	03-04-17	57-66	L	DNP	0-2-0	5-2-0	4-9-0	DNP
vs. Syracuse	03-08-17	62-57	W	DNP	0-1-0	DNP	16-10-1	DNP
vs. North Carolina	03-09-17	53-78	L	2-1-0	2-2-0	1-1-0	5-4-1	DNP
vs. Michigan State	03-17-17	58-78	L	0-1-0	5-3-0	8-0-0	1-2-1	0-0-0



2016-17 INDIVIDUAL GAME HIGHS

MIAMI

Points	30	Bruce Brown vs North Carolina, 01-28-17
Field Goals Made	11	Bruce Brown vs Duke, 02-25-17
Field Goal Att.	18	Bruce Brown vs Duke, 02-25-17
FG Pct (min 7 made)	.778 (7-9)	Kamari Murphy vs Clemson, 02-18-17
3-Point FG Made	7	Davon Reed at NC State, 02-04-17
3-Point FG Att.	12	Dejan "DJ" Vasiljevic at Syracuse, 01-04-17
3-Pt FG Pct (min 4 made)	.700 (7-10)	Davon Reed at NC State, 02-04-17
Free Throws Made	10	Bruce Brown vs North Carolina, 01-28-17
Free Throw Att.	13	Bruce Brown vs North Carolina, 01-28-17
FT Pct (min 8 made)	.900 (9-10)	Bruce Brown at Virginia, 02-20-17
Rebounds	15	Kamari Murphy at Duke, 01-21-17
Assists	10	Bruce Brown vs South Carolina State, 12-06-16
Steals	4	Anthony Lawrence vs North Carolina (03-09-17)
	4	Anthony Lawrence vs Stanford (11-24-16)
	4	Anthony Lawrence vs Penn (11-19-16)
Blocked Shots	3	Dewan Huell vs Virginia Tech (02-08-17)
	3	Davon Reed vs Boston College (01-25-17)
	3	Bruce Brown vs Notre Dame (01-12-17)
	3	Ebuka Izundu vs Notre Dame (01-12-17)
	3	Davon Reed vs Notre Dame (01-12-17)
	3	Ebuka Izundu vs South Carolina State (12-06-16)
	3	Ebuka Izundu vs Rutgers (11-30-16)
	3	Kamari Murphy vs Rutgers (11-30-16)
	3	Bruce Brown vs Penn (11-19-16)
	3	Anthony Lawrence vs Western Carolina (11-11-16)
Turnovers	10	Ja'Quan Newton vs Columbia, 12-28-16
Minutes	44	Bruce Brown at Virginia, 02-20-17

OPPONENTS

Points	31	Dennis Smith, Jr., at NC State, 02-04-17
	27	Jerome Robinson vs Boston College, 01-25-17
	27	John Collins at Wake Forest, 01-18-17)
Field Goals Made	10	Dennis Smith, Jr., at NC State, 02-04-17
Field Goal Att.	20	Luke Kennard vs Duke, 02-25-17
FG Pct (min 7 made)	.889 (8-9)	Nick Ward vs Michigan State, 03-17-17
3-Point FG Made	8	Ty Outlaw at Virginia Tech, 02-27-17
3-Point FG Att.	10	Ty Outlaw at Virginia Tech, 02-27-17*
3-Pt FG Pct (min 4 made)	.833 (5-6)	Terry Henderson at NC State, 02-04-17
Free Throws Made	9	Isaiah Hickson vs North Carolina, 03-09-17
Free Throw Att.	10	Andrew White III vs Syracuse, 03-08-17
FT Pct (min 8 made)	1.000 (9-9)	Isaiah Hicks vs North Carolina, 03-09-17*
Rebounds	12	Tyler Lydon vs Syracuse, 03-08-17*
Assists	11	John Gillon at Syracuse, 01-04-17
Steals	4	Isaiah Wilkins at Virginia, 02-20-17*
Blocked Shots	5	Omer Yurtseven at NC State, 02-04-17
Turnovers	6	Caleb Wood vs Penn, 11-19-16*

*Recorded by more than one player, most common achiever listed



2016-17 TEAM GAME HIGHS

MIAMI

POINTS	94	AT NORTH FLORIDA, 11-16-16
FIELD GOALS MADE	37	AT NORTH FLORIDA, 11-16-16
FIELD GOAL ATTEMPTS	68	AT NORTH FLORIDA, 11-16-16
FIELD GOAL PERCENTAGE	.556 (30-54)	AT PITT, 01-14-17
3 PT FIELD GOALS MADE	11	AT NC STATE, 02-04-17
	11	AT SYRACUSE, 01-04-17
3 PT FG ATTEMPTS	26	AT SYRACUSE, 01-04-17
3 PT FG PERCENTAGE	.524 (11-21)	AT NC STATE, 02-04-17
FREE THROWS MADE	24	NORTH CAROLINA, 01-28-17
	24	WESTERN CAROLINA, 11-11-16
FREE THROW ATTEMPTS	36	WESTERN CAROLINA, 11-11-16
FREE THROW PERCENTAGE	.923 (12-13)	PENN, 11-19-16
REBOUNDS	52	WESTERN CAROLINA, 11-11-16
ASSISTS	24	SOUTH CAROLINA STATE, 12-06-16
STEALS	11	PENN, 11-19-16
BLOCKED SHOTS	12	NOTRE DAME, 01-12-17
TURNOVERS	20	COLUMBIA, 12-28-16
FOULS	26	AT WAKE FOREST, 01-18-17

OPPONENTS

POINTS	96	AT WAKE FOREST, 01-18-17
FIELD GOALS MADE	30	VS MICHIGAN STATE, 03-17-17
	30	AT WAKE FOREST, 01-18-17
FIELD GOAL ATTEMPTS	67	NOTRE DAME, 01-12-17
	67	WESTERN CAROLINA, 11-11-16
FIELD GOAL PERCENTAGE	.577 (30-52)	AT WAKE FOREST, 01-18-17
3 PT FIELD GOALS MADE	11	AT LOUISVILLE, 02-11-17
	11	AT NC STATE, 02-04-17
3 PT FG ATTEMPTS	33	WESTERN CAROLINA, 11-11-16
3 PT FG PERCENTAGE	.611 (11-18)	AT NC STATE, 02-04-17
FREE THROWS MADE	27	AT WAKE FOREST, 01-18-17
FREE THROW ATTEMPTS	33	AT WAKE FOREST, 01-18-17
FREE THROW PERCENTAGE	.933 (14-15)	FLORIDA STATE, 02-01-17
	.923 (12-13)	VS SYRACUSE, 03-08-17
REBOUNDS	46	DUKE, 02-25-17
ASSISTS	21	VS NORTH CAROLINA, 03-09-17
STEALS	12	RUTGERS, 11-30-16
BLOCKED SHOTS	11	AT NC STATE, 02-04-17
	11	VS FLORIDA, 11-27-16
TURNOVERS	21	PENN, 11-19-16
FOULS	29	WESTERN CAROLINA, 11-11-16



2016-17 TEAM GAME LOWS

MIAMI

POINTS	53	VS NORTH CAROLINA (03-09-17)
FIELD GOALS MADE	15	AT VIRGINIA (02-20-17)
FIELD GOAL ATTEMPTS	38	GEORGIA TECH (02-15-17)
FIELD GOAL PERCENTAGE	.358 (19-53)	VS NORTH CAROLINA (03-09-17)
3 PT FIELD GOALS MADE	1	DUKE (02-25-17)
3 PT FG ATTEMPTS	8	DUKE (02-25-17)
3 PT FG PERCENTAGE	.125 (1-8)	DUKE (02-25-17)
	.125 (2-16)	VS IOWA STATE (11-25-16)
FREE THROWS MADE	2	AT SYRACUSE (01-04-17)
	2	AT PITT (01-14-17)
FREE THROW ATTEMPTS	3	AT PITT (01-14-17)
FREE THROW PERCENTAGE	.200 (2-10)	AT SYRACUSE (01-04-17)
REBOUNDS	23	VS MICHIGAN STATE (03-17-17)
ASSISTS	5	FLORIDA STATE (02-01-17)
STEALS	3	NOTRE DAME (01-12-17)
	3	AT WAKE FOREST (01-18-17)
BLOCKED SHOTS	1	AT WAKE FOREST (01-18-17)
	1	FLORIDA STATE (02-01-17)
	1	AT VIRGINIA TECH (02-27-17)
	1	VS MICHIGAN STATE (03-17-17)
TURNOVERS	6	GEORGE WASHINGTON (12-22-16)
FOULS	6	GEORGIA TECH (02-15-17)

OPPONENT

POINTS	43	WESTERN CAROLINA, 11-11-16
FIELD GOALS MADE	16	AT VIRGINIA, 02-20-17
FIELD GOAL ATTEMPTS	37	AT VIRGINIA TECH, 02-27-17
FIELD GOAL PERCENTAGE	.254 (17-67)	WESTERN CAROLINA, 11-11-16
3 PT FIELD GOALS MADE	3	VS STANFORD, 11-24-16
	3	VS FLORIDA, 11-27-16
	3	RUTGERS, 11-30-16
	3	FLORIDA ATLANTIC, 12-16-16
	3	CLEMSON, 02-18-17
	3	AT VIRGINIA, 02-20-17
3 PT FG ATTEMPTS	9	VS FLORIDA, 11-27-16
3 PT FG PERCENTAGE	.176 (3-17)	FLORIDA ATLANTIC, 12-16-16
	.176 (3-17)	CLEMSON, 02-18-17
FREE THROWS MADE	2	WESTERN CAROLINA, 11-11-16
	2	GEORGIA TECH, 02-15-17
FREE THROW ATTEMPTS	3	WESTERN CAROLINA, 11-11-16
	3	GEORGIA TECH, 02-15-17
FREE THROW PERCENTAGE	.333 (3-9)	DUKE, 02-25-17
REBOUNDS	17	GEORGIA TECH, 02-15-17
ASSISTS	6	SOUTH CAROLINA STATE, 12-06-16
STEALS	1	VS MICHIGAN STATE, 03-17-17
BLOCKED SHOTS	0	AT VIRGINIA TECH, 02-27-17
TURNOVERS	6	NOTRE DAME, 01-12-17
FOULS	7	AT PITT, 01-14-17



2017-18 MIAMI BASKETBALL ROSTER

NUMERICAL ROSTER

No.	Name	Yr.	Pos.	Ht.	Wt.	Hometown/Previous School
0	Ja'Quan Newton	Sr.	G	6-3	191	Philadelphia, Pa. / Neumann-Goretti HS
1	Dejan Vasiljevic	So.	G	6-3	203	Melbourne, Australia / Australian Institute of Sport
2	Chris Lykes	Fr.	G	5-7	161	Mitchellville, Md. / Gonzaga College HS
3	Anthony Lawrence II	Jr.	G	6-7	210	St. Petersburg, Fla. / Lakewood Senior HS
4	Lonnie Walker IV	Fr.	G	6-5	204	Reading, Pa. / Reading HS
5	Mike Robinson	Sr.	G	5-10	170	New Britain, Conn. / New Britain HS
10	Miles Wilson^	So.	G	6-5	198	Baltimore, Md. / Mount St. Mary's
11	Bruce Brown, Jr.	So.	G	6-5	205	Boston, Mass. / Vermont Academy
14	Rodney Miller, Jr.	So.	C	7-0	255	Laurelton, N.Y. / Oak Hill Academy
15	Ebuka Izundu	Jr.	C	6-10	235	Charlotte, N.C. / Victory Christian Center / Nigeria
20	Dewan Huell	So.	F	6-11	236	Miami, Fla. / Miami Norland HS
21	Sam Waardenburg	R-Fr.	F	6-10	217	Henderson, New Zealand / Rangitoto College
22	Deng Gak	Fr.	F	6-10	195	Sydney, Australia / Blair Academy (N.J.)
35	Chris Stowell	Sr.	F	6-6	208	Exeter, N.H. / Tilton School (N.H.) / Exeter HS

ALPHABETICAL ROSTER

No.	Name	Yr.	Pos.	Ht.	Wt.	Hometown/Previous School
11	Bruce Brown, Jr.	So.	G	6-5	205	Boston, Mass. / Vermont Academy
22	Deng Gak	Fr.	F	6-10	195	Sydney, Australia / Blair Academy (N.J.)
20	Dewan Huell	So.	F	6-11	236	Miami, Fla. / Miami Norland HS
15	Ebuka Izundu	Jr.	C	6-10	235	Charlotte, N.C. / Victory Christian Center / Nigeria
3	Anthony Lawrence II	Jr.	G	6-7	210	St. Petersburg, Fla. / Lakewood Senior HS
2	Chris Lykes	Fr.	G	5-7	161	Mitchellville, Md. / Gonzaga College HS
14	Rodney Miller, Jr.	So.	C	7-0	255	Laurelton, N.Y. / Oak Hill Academy
0	Ja'Quan Newton	Sr.	G	6-3	191	Philadelphia, Pa. / Neumann-Goretti HS
5	Mike Robinson	Sr.	G	5-10	170	New Britain, Conn. / New Britain HS
35	Chris Stowell	Sr.	F	6-6	208	Exeter, N.H. / Tilton School (N.H.) / Exeter HS
1	Dejan Vasiljevic	So.	G	6-3	203	Melbourne, Australia / Australian Institute of Sport
21	Sam Waardenburg	R-Fr.	F	6-10	217	Henderson, New Zealand / Rangitoto College
4	Lonnie Walker IV	Fr.	G	6-5	204	Reading, Pa. / Reading HS
10	Miles Wilson^	So.	G	6-5	198	Baltimore, Md. / Mount St. Mary's

^ sitting out 2017-18 season per NCAA transfer regulations

Head Coach: Jim Larrañaga, Providence '71, seventh season

Associate Head Coach: Chris Caputo, Westfield State (Mass.) '02

Assistant Coach: Jamal Brunt, Randolph-Macon '03

Assistant Coach: Adam Fisher, Penn State '06, '09

Director of Operations: Lamont Franklin, UNC Wilmington '97

Strength & Conditioning Coach: Steve Felde, Concordia University (Wis.) '03

Associate Athletic Trainer: Javier Jimenez, Temple '06

Associate Director of Operations: Jeff Dyer, Delaware '14

Player Development Assistant: Chaison Allen, Northeastern '11

PRONUNCIATION GUIDE

Deng Gak	Gawk
Dewan Huell	Duh-wan HUE-ull
Ebuka Izundu	ee-BOO-kuh ee-ZOON-du
Ja'Quan Newton	Juh-QUAN
Chris Stowell	Stole
Dejan Vasiljevic	DAY-on Vass-EEL-uh-vitch

HC Jim Larrañaga	LARE-uh-NAY-guh
AC Chris Caputo	Cuh-POO-toe
SC Steve Felde	FELL-dee
AT Javier Jimenez	Hah-VEE-air Him-EN-ez

CLASS BREAKDOWN

FRESHMEN (4)

Deng Gak
Chris Lykes
Sam Waardenburg*
Lonnie Walker IV
* - Redshirt

SOPHOMORES (5)

Bruce Brown, Jr.
Dewan Huell
Rodney Miller, Jr.
Dejan "DJ" Vasiljevic
Miles Wilson

JUNIORS (2)

Ebuka Izundu
Anthony Lawrence II

SENIORS (3)

Ja'Quan Newton
Mike Robinson
Chris Stowell

GEOGRAPHIC BREAKDOWN

UNITED STATES

Connecticut
Mike Robinson

Florida

Dewan Huell
Anthony Lawrence II

Maryland

Chris Lykes
Miles Wilson

Massachusetts

Bruce Brown, Jr.

New Hampshire

Chris Stowell

New York

Rodney Miller, Jr.

Pennsylvania

Ja'Quan Newton
Lonnie Walker IV

INTERNATIONAL

Australia
Dejan Vasiljevic
Deng Gak

New Zealand

Sam Waardenburg

Nigeria

Ebuka Izundu

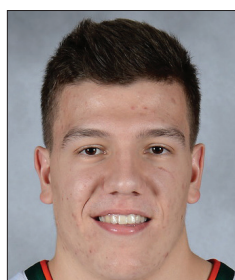


TV/RADIO ROSTER



#0 JA'QUAN NEWTON
SR • G • 6-3 • Philadelphia, Pa.

	GP-GS	PPG	RPG	APG	MPG
2016-17	30-28	13.5	3.5	3.3	31.4
CAREER	95-32	9.1	2.3	2.3	22.1



#1 DEJAN VASILJEVIC
SO • G • 6-3 • MELBOURNE, AUSTRALIA

	GP-GS	PPG	RPG	APG	MPG
2016-17	33-0	6.0	1.3	0.4	17.5
CAREER	33-0	6.0	1.3	0.4	17.5



#2 CHRIS LYKES
FR • G • 5-7 • MITCHELLVILLE, MD.

	GP-GS	PPG	RPG	APG	MPG
2016-17	0-0	0-0	0-0	0-0	0-0
CAREER	0-0	0-0	0-0	0-0	0-0



#3 ANTHONY LAWRENCE II
JR • G • 6-7 • St. Petersburg, Fla.

	GP-GS	PPG	RPG	APG	MPG
2016-17	33-18	6.8	3.8	1.7	26.0
CAREER	66-18	5.5	2.8	1.2	19.0




#4 LONNIE WALKER IV
FR • G • 6-4 • Reading, Pa.

	GP-GS	PPG	RPG	APG	MPG
2016-17	0-0	0-0	0-0	0-0	0-0
CAREER	0-0	0-0	0-0	0-0	0-0



#5 MIKE ROBINSON
SR • G • 5-10 • NEW BRITAIN, CONN.

	GP-GS	PPG	RPG	APG	MPG
2016-17	9-0	0.1	0.1	0.0	0.1
CAREER	9-0	0.1	0.1	0.0	0-0



#10 MILES WILSON
SO • G • 6-5 • BALTIMORE, MD.

	GP-GS	PPG	RPG	APG	MPG
2016-17	35-24	11.8	3.9	0.7	28.9
CAREER	25-24	11.8	3.9	0.7	28.9



#11 BRUCE BROWN
SO • G • 6-5 • BOSTON, MASS.

	GP-GS	PPG	RPG	APG	MPG
2016-17	33-29	11.8	5.6	2.5	31.9
CAREER	33-29	11.8	5.6	2.5	31.9




#14 RODNEY MILLER, JR.
SO • C • 7-0 • LAURELTON, N.Y.

	GP-GS	PPG	RPG	APG	MPG
2016-17	15-0	0.9	0.6	0.0	3.8
CAREER	15-0	0.9	0.6	0.0	3.8



#15 EBUKA IZUNDU
JR • C • 6-10 • CHARLOTTE, N.C.

	GP-GS	PPG	RPG	APG	MPG
2016-17	32-7	4.2	3.0	0.1	13.0
CAREER	47-7	3.6	2.5	0.1	10.6



#20 DEWAN HUELL
SO • C • 6-11 • MIAMI, FLA.

	GP-GS	PPG	RPG	APG	MPG
2016-17	32-15	5.8	4.1	0.1	17.4
CAREER	32-15	5.8	4.1	0.1	17.4




#21 SAM WAARDENBURG
RFR • F • 6-10 • HENDERSON, NEW ZEALAND

	GP-GS	PPG	RPG	APG	MPG
2016-17	0-0	0-0	0-0	0-0	0-0
CAREER	0-0	0-0	0-0	0-0	0-0



#22 DENG GAK
FR • F • 6-10 • SYDNEY, AUSTRALIA

	GP-GS	PPG	RPG	APG	MPG
2016-17	0-0	0-0	0-0	0-0	0-0
CAREER	0-0	0-0	0-0	0-0	0-0



#35 CHRIS STOWELL
SR • F • 6-6 • EXETER, N.H.

	GP-GS	PPG	RPG	APG	MPG
2016-17	6-0	0.0	0.3	0.0	1.7
CAREER	19-0	0.0	0.3	0.1	1.5