

miami

CONTACT: Amy (Woodruff) LaBrie, Associate Communications Director
 O: (305) 284-3241 | C: (813) 410-1194
 A.Woodruff@miami.edu | @CanesHoops

2014-15 SCHEDULE

DATE	OPPONENT	TV	TIME/SCORE
Nov. 6	Eckerd College (exh.)	HurricaneSports.com	W, 74-58
Nov. 14	[RV] Howard	ESPN3	W, 84-49
Nov. 17	[RV] at No. 8/7 Florida	ESPNU	W, 69-67
Nov. 20	[-/RV] vs. Drexel &	ESPNU	W, 66-46
Nov. 21	[-/RV] vs. Akron &	ESPNU	W, 79-51
Nov. 23	[-/RV] vs. Charlotte &	ESPN2	W, 77-58
Nov. 25	[17/20] at Charlotte &	FSN	W, 77-74
Nov. 28	[17/20] South Alabama	ESPN3	W, 87-75
Dec. 2	[15] No. 24/25 Illinois!	ESPN2	W, 70-61
Dec. 6	[15] Green Bay	ESPN3	L, 55-68
Dec. 8	[20/21] Savannah State	ESPN3	W, 70-39
Dec. 19	[18/19] Eastern Kentucky	ESPN3	L, 44-72
Dec. 22	[RV/RV] vs. Providence ^	FOX Sports 1	L, 76-62
Dec. 30	College of Charleston	ESPN3	W, 67-40
Jan. 3	No. 3 Virginia *	ESPN2	L, 80-89 (20T)
Jan. 10	Boston College *	RSN	W, 60-56
Jan. 13	at No. 4 Duke *	ESPN2	W, 90-74
Jan. 17	at No. 12 Notre Dame *	ESPN2	L, 70-75
Jan. 22	[RV/RV] -/RV NC State *	ACCN	W, 65-60
Jan. 24	[RV/RV] at Syracuse *	ESPN2	W, 66-62
Jan. 28	[23] Georgia Tech *	RSN	L, 50-70
Feb. 1	[23] at Florida State *	ESPNU	L, 54-55
Feb. 3	No. 9/8 Louisville *	ACCN	L, 55-63
Feb. 8	Clemson *	ESPNU	W, 56-45
Feb. 11	at Wake Forest *	RSN	L, 70-72
Feb. 15	at Boston College *	ESPNU	W, 89-86 (20T)
Feb. 18	Virginia Tech *	RSN	W, 76-52
Feb. 21	at No. 12 Louisville *	ESPN	L, 53-55
Feb. 25	Florida State *	RSN	W, 81-77
Feb. 28	No. 15/18 North Carolina *	CBS	L, 64-73
March 4	at Pittsburgh *	RSN	W, 67-63
March 7	at Virginia Tech *	RSN	W, 82-61

ACC Tournament, Greensboro (N.C.) Coliseum

March 11	vs. Virginia Tech	ESPN2 / ACCN/E3	W, 59-49
March 12	vs. No. 11/9 Notre Dame	ESPN2/ACCN	9 p.m.
March 13	Semifinals		
March 14	Finals		

All home games are played at the BankUnited Center

Game times are ET and subject to change

[] Miami's/USA TODAY Ranking * ACC game

! ACC/Big Ten Challenge Presented by DICK'S Sporting Goods & Gildan Charleston Classic, S.C.

^ Brooklyn Hoops Holiday Invitational, Bardays Center, N.Y.

ACCN - ACC Network RSN - Regional Sports Network

All games can be heard on WQAM 560 and Canes All Access on HurricaneSports.com

SOCIAL MEDIA

Website: HurricaneSports.com

Twitter, Instagram, Facebook: @CanesHoops

MIAMI MEDIA GUIDE

Miami did not print media guides again this season.

The Canes' stats, notes and almanac are online at:

<http://gocan.es/mbbnotes>.

#6



2014-15

#3



MIAMI

HURRICANES
(21-11, 10-8)

LEADERS

Points per Game

Sheldon McClellan, 14.8
Angel Rodriguez, 12.1

Rebounds per Game

Tonye Jekiri, 10.2

Assists per Game

Angel Rodriguez, 4.1

NOTRE DAME

FIGHTING IRISH
(26-5, 14-4)

LEADERS

Points per Game

Jerian Grant, 16.8
Pat Connaughton, 12.6

Rebounds per Game

Pat Connaughton, 7.8

Assists per Game

Jerian Grant, 6.7

SETTING THE SCENE

March 12, 2015 | 9 p.m.
Greensboro Coliseum | Greensboro, N.C.

TV: ESPN2 | ACC Network

Radio: 560 WQAM | 90.5 WVUM

Web: ESPN3

After leading Miami to the 2013 NCAA Sweet 16 and winning the school's first ACC regular season and tournament championships, **Jim Larrañaga** was honored as the AP, Naismith, USBWA Henry Iba, Adolph Rupp Cup and ACC Coach of the Year. The Bronx, N.Y., native helped Miami to a No. 2 national ranking by both the AP and USA TODAY, and a No. 2 seed in the NCAA Tournament.



THE GAME

Sixth-seeded Miami continues the 2015 New York Life ACC Tournament on Thursday, March 12 at 9 p.m. against No. 11/9 Notre Dame, the third seed in the tournament.

THE SERIES

Miami is 8-9 in the all-time series against Notre Dame, which dates back to the 1985-86 season. The Canes are 4-4 at home against the Fighting Irish, 3-5 on the road and 1-0 at neutral sites. Miami lost the last matchup with Notre Dame, falling 70-75 on Jan. 17, 2015 against the then-ranked No. 12 Fighting Irish.

THE BROADCASTS

Catch the game on ESPN2 with Dan Shulman, Shane Battier and Allison Williams making the call, as well as the ACC Network with Tim Brando and Dan Bonner.

Also tune in to the game on 560 WQAM Radio with Joe Zagacki, the Voice of the Hurricanes, and 90.5 WVUM, Miami's student station.

THE COACH

Head coach Jim Larrañaga has a 557-381 overall record in his 31st season as a head coach. He is 87-47 in his fourth season at the University of Miami, with a 42-29 mark in ACC play.

THE POLLS (as of March 12)

AP: Miami - NR; Notre Dame - 11

KenPom.com: Miami - 54; Notre Dame - 16

USA TODAY: Miami - NR; Notre Dame - 9

NCAA RPI: Miami - 62; Notre Dame - 25

THE WEATHER

Projected temperatures on game day: Coral Gables - 84/72; Notre Dame - 35/56; Greensboro, N.C. - 56/38.

THE FIRST TIME OUT VS. NOTRE DAME

At Notre Dame on Jan. 17, 2015, Miami held a 30-29 lead at halftime, extended the margin to 12 with 15:06 left in the game, then lost by a final tally of 75-70. Miami led for 28:49 of the game. The Canes' bench scored 32 points, led by a pair of freshmen - Ja'Quan Newton with 16 and James Palmer with 11. Tonye Jekiri posted 13 rebounds and eight points, and Miami was paced by 17 points from Sheldon McClellan. The complete box score from the game is on page 6 of the notes.

miami

CONTACT: Amy (Woodruff) LaBrie, Associate Communications Director
 O: (305) 284-3241 | C: (813) 410-1194
 A.Woodruff@miami.edu | @CanesHoops

2014-15 SCHEDULE

DATE	OPPONENT	TV	TIME/SCORE
Nov. 6	Eckerd College (exh.)	HurricaneSports.com	W, 74-58
Nov. 14	[RV] Howard	ESPN3	W, 84-49
Nov. 17	[RV] at No. 8/7 Florida	ESPNU	W, 69-67
Nov. 20	[-/RV] vs. Drexel &	ESPNU	W, 66-46
Nov. 21	[-/RV] vs. Akron &	ESPNU	W, 79-51
Nov. 23	[-/RV] vs. Charlotte &	ESPN2	W, 77-58
Nov. 25	[17/20] at Charlotte &	FSN	W, 77-74
Nov. 28	[17/20] South Alabama	ESPN3	W, 87-75
Dec. 2	[15] No. 24/25 Illinois!	ESPN2	W, 70-61
Dec. 6	[15] Green Bay	ESPN3	L, 55-68
Dec. 8	[20/21] Savannah State	ESPN3	W, 70-39
Dec. 19	[18/19] Eastern Kentucky	ESPN3	L, 44-72
Dec. 22	[RV/RV] vs. Providence ^	FOX Sports 1	L, 76-62
Dec. 30	College of Charleston	ESPN3	W, 67-40
Jan. 3	No. 3 Virginia *	ESPN2	L, 80-89 (20T)
Jan. 10	Boston College *	RSN	W, 60-56
Jan. 13	at No. 4 Duke *	ESPN2	W, 90-74
Jan. 17	at No. 12 Notre Dame *	ESPN2	L, 70-75
Jan. 22	[RV/RV] -/RV NC State *	ACCN	W, 65-60
Jan. 24	[RV/RV] at Syracuse *	ESPN2	W, 66-62
Jan. 28	[23] Georgia Tech *	RSN	L, 50-70
Feb. 1	[23] at Florida State *	ESPNU	L, 54-55
Feb. 3	No. 9/8 Louisville *	ACCN	L, 55-63
Feb. 8	Clemson *	ESPNU	W, 56-45
Feb. 11	at Wake Forest *	RSN	L, 70-72
Feb. 15	at Boston College *	ESPNU	W, 89-86 (20T)
Feb. 18	Virginia Tech *	RSN	W, 76-52
Feb. 21	at No. 12 Louisville *	ESPN	L, 53-55
Feb. 25	Florida State *	RSN	W, 81-77
Feb. 28	No. 15/18 North Carolina *	CBS	L, 64-73
March 4	at Pittsburgh *	RSN	W, 67-63
March 7	at Virginia Tech *	RSN	W, 82-61

ACC Tournament, Greensboro (N.C.) Coliseum

March 11	vs. Virginia Tech	ESPN2 / ACCN/E3	W, 59-49
March 12	vs. No. 11/9 Notre Dame	ESPN2/ACCN	9 p.m.
March 13	Semifinals		
March 14	Finals		

All home games are played at the BankUnited Center

Game times are ET and subject to change

[] Miami's/USA TODAY Ranking * ACC game

! ACC/Big Ten Challenge Presented by DICK'S Sporting Goods & Gildan Charleston Classic, S.C.

^ Brooklyn Hoops Holiday Invitational, Bardays Center, N.Y.

ACCN - ACC Network RSN - Regional Sports Network

All games can be heard on WQAM 560 and Canes All Access on HurricaneSports.com

SOCIAL MEDIA

Website: HurricaneSports.com

Twitter, Instagram, Facebook: @CanesHoops

MIAMI MEDIA GUIDE

Miami did not print media guides again this season.

The Canes' stats, notes and almanac are online at:

<http://gocan.es/mbbnotes>.

#6



2014-15

#3



MIAMI

HURRICANES
(21-11, 10-8)

LEADERS

Points per Game

Sheldon McClellan, 14.8
Angel Rodriguez, 12.1

Rebounds per Game

Tonye Jekiri, 10.2

Assists per Game

Angel Rodriguez, 4.1

NOTRE DAME

FIGHTING IRISH
(26-5, 14-4)

LEADERS

Points per Game

Jerian Grant, 16.8
Pat Connaughton, 12.6

Rebounds per Game

Pat Connaughton, 7.8

Assists per Game

Jerian Grant, 6.7

SETTING THE SCENE

March 12, 2015 | 9 p.m.
Greensboro Coliseum | Greensboro, N.C.

TV: ESPN2 | ACC Network

Radio: 560 WQAM | 90.5 WVUM

Web: ESPN3

After leading Miami to the 2013 NCAA Sweet 16 and winning the school's first ACC regular season and tournament championships, **Jim Larrañaga** was honored as the AP, Naismith, USBWA Henry Iba, Adolph Rupp Cup and ACC Coach of the Year. The Bronx, N.Y., native helped Miami to a No. 2 national ranking by both the AP and USA TODAY, and a No. 2 seed in the NCAA Tournament.



THE GAME

Sixth-seeded Miami continues the 2015 New York Life ACC Tournament on Thursday, March 12 at 9 p.m. against No. 11/9 Notre Dame, the third seed in the tournament.

THE SERIES

Miami is 8-9 in the all-time series against Notre Dame, which dates back to the 1985-86 season. The Canes are 4-4 at home against the Fighting Irish, 3-5 on the road and 1-0 at neutral sites. Miami lost the last matchup with Notre Dame, falling 70-75 on Jan. 17, 2015 against the then-ranked No. 12 Fighting Irish.

THE BROADCASTS

Catch the game on ESPN2 with Dan Shulman, Shane Battier and Allison Williams making the call, as well as the ACC Network with Tim Brando and Dan Bonner.

Also tune in to the game on 560 WQAM Radio with Joe Zagacki, the Voice of the Hurricanes, and 90.5 WVUM, Miami's student station.

THE COACH

Head coach Jim Larrañaga has a 557-381 overall record in his 31st season as a head coach. He is 87-47 in his fourth season at the University of Miami, with a 42-29 mark in ACC play.

THE POLLS (as of March 12)

AP: Miami - NR; Notre Dame - 11

KenPom.com: Miami - 54; Notre Dame - 16

USA TODAY: Miami - NR; Notre Dame - 9

NCAA RPI: Miami - 62; Notre Dame - 25

THE WEATHER

Projected temperatures on game day: Coral Gables - 84/72; Notre Dame - 35/56; Greensboro, N.C. - 56/38.

THE FIRST TIME OUT VS. NOTRE DAME

At Notre Dame on Jan. 17, 2015, Miami held a 30-29 lead at halftime, extended the margin to 12 with 15:06 left in the game, then lost by a final tally of 75-70. Miami led for 28:49 of the game. The Canes' bench scored 32 points, led by a pair of freshmen - Ja'Quan Newton with 16 and James Palmer with 11. Tonye Jekiri posted 13 rebounds and eight points, and Miami was paced by 17 points from Sheldon McClellan. The complete box score from the game is on page 6 of the notes.

2014-15 ROSTER

NAME	POS.	HT.	WT.	YR.	HOMETOWN PREVIOUS SCHOOL (S)
0 Ja'Quan Newton	G	6-2	185	Fr.	Philadelphia, Pa. / Neumann-Goretti HS Last 3 ACC: 7.3 ppg, 2.7 apg, 2.7rpg ... Career marks at ND: 16 pts, 5 ast ... Leading scorer (1,972 p) in Philadelphia Catholic School League.
1 Deandre Burnett	G	6-2	195	RFr.	Miami, Fla. / Massanutten Military (Va.) / Carol City HS 13 pts, 3 rebs off the bench at BC ... 12 pts vs. Virginia ... 3 ast, 3reb at VT ... Third in nation in scoring as HS senior (37 ppg).
2 Joe Thomas	F	6-7	245	Gr.	Miami, Fla. / Niagara / Dr. Krop HS ACC best 5 rebounds at Duke, 4 pts at FSU ... Played HS ball with Angel Rodriguez ... Only senior or graduate on the team.
5 Davon Reed	G	6-6	208	So.	Ewing, N.J. / Princeton Day School (N.J.) Started 7-7 FG and 3-3 3FG at Pitt ... 18p, 8r vs. FSU Feb. 25 ... 19p, 6r, 3a, 1s at BC ... Notched 19p, 5r, 2s against Louisville (Feb. 3).
10 Sheldon McClellan	G	6-5	205	RJr.	Houston, Texas / Texas / Bellaire 20+ pts at BC, vs. VT, at Pitt, at Charlotte ... Hit +50% FG in 7 ACC games ... 16p, 10r at NCST ... Gained 60 lbs on bench since arrival at UM.
11 Mike Fernandez	G	6-1	190	So.	Coral Gables, Fla. / Belen Jesuit Walk-on ... Scored first collegiate points (2) Nov. 14 against Howard ... All-Dade County honorable mention two seasons.
12 James Palmer	G	6-5	200	Fr.	Washington, D.C. / St. John's College HS 5-5 from 3-point, 2-2 FT at VT for 17 points on March 7 ... 8p, 3r, 3a vs. VT ... Can play positions 1-4 ... No. 1 player in D.C. region by ESPN.
13 Angel Rodriguez	G	5-11	180	RJr.	Cupey, P.R. / Kansas State / Dr. Krop HS 25pts, 5a, 3s vs. Florida State ... Injured R wrist vs. FSU ... Avg. 24.3 ppg, 5.0g, 3.0 spg in 3 games against Top 8 teams (UF, UVA., Duke).
20 Manu Lecomte	G	5-11	170	So.	Brussels, Belgium / Athene des Pagodes 23 pts at No. 4 Duke, 10-11 FT ... 5-6 from 3-point & 20 points at VT ... FIBA U20 Division B 2014 All-Tourney Team for Belgium.
22 Omar Sherman	F	6-8	260	Fr.	Duncanville, Texas / Duncanville HS 13 points vs. Virginia with 3 from 3-point ... Hit 3-pointer in 9 ACC games ... Smooth-shooting lefty ... Dropped 20 lbs since June arrival.
23 Tonye Jekiri	C	7-0	244	Jr.	Hialeah, Fla. / Champagnat Catholic / Port Harcourt, Nigeria Leds ACC with 10.9 rpg ... 15+ reb in 6 ACC games ... 10p, 10r at Duke ... 13p, 15r at Louisville ... Only returner from 2013 ACC Championship.
33 Ivan Cruz Uceda	F	6-10	237	Jr.	Madrid, Spain / Harcum College (Pa.) Trio of 3s vs. Clemson, UNC, VT ... 18p, 5r, 1s at VT ... Can hit the 3 or play back to basket ... Avg. 14.6 ppg, 9.6 rpg and 2.0 assists in JuCo.
35 Chris Stowell	F	6-7	190	Fr.	Exeter, N.H. / Tilton School (N.H.) / Exeter HS Walk-on ... Post grad year at Tilton School ... Can communicate in five languages: English, Spanish, Italian, Russian, Chinese & Hebrew.

REDSHIRT (Will sit 2014-15 season after transferring from Oklahoma State)

21 Kamari Murphy*	F	6-9	216	Jr.	Brooklyn, N.Y. / Oklahoma State / IMG / Lincoln HS Led OSU in total rebounds and blocks as a sophomore ... Averaged 6.1 ppg and 6.3 rpg in 25.9 mpg during sophomore campaign.
--------------------------	----------	------------	------------	------------	--

LARRAÑAGA BY THE NUMBERS

5 - Coach Jim Larrañaga is one of five ACC coaches with a Final Four appearance to his credit. In 2006, Larrañaga became the first coach at a mid-major school to take his team to the NCAA Final Four in 27 years.

7 - Larrañaga is no stranger to the ACC. In his seven seasons as an assistant coach at Virginia, the Cavaliers participated in the NCAA Final Four in 1981 and 1984, won three ACC Championships and finished in the Top 5 of the rankings.

14 - Larrañaga has made 14 postseason appearances in the past 24 years, including six NCAA tournaments.

31 - Larrañaga is in his 31st year as a head coach and has successfully transitioned three institutions into successful programs: Miami, Bowling Green and George Mason.

500 - Coach L is one of five ACC coaches with 500 or more wins.

LARRAÑAGA - WHY MIAMI?

Along with returning to the best basketball conference in the country, Coach L had a few personal reasons for accepting the head coaching job at Miami. Coach's grandfather was from Cuba, where he produced the Larrañaga [lare-en-YAH-ga] cigar. Coach's father was raised in Key West before moving to The Bronx, N.Y., getting married and raising six children. Coach L was raised in The Bronx, but vacationed to Florida as a boy. He also has owned a house in Sarasota - which he bought from Dick Vitale's daughter - and three of his siblings have retired to Florida.

MIAMI VS. RANKED OPPONENTS

(complete list since arrival of Coach L on page 6)

HIGHEST RANKED OPPONENT DEFEATED AT HOME

1 Duke, 90-63 (1/23/13)

HIGHEST RANKED OPPONENT DEFEATED ON THE ROAD

2 Connecticut, 73-71 (2/20/99)

ALL-TIME

Overall	50-140
Home	33-55
at BankUnited Center	14-23
Away	15-65
Neutral	2-20
Overtime	1-4
Double Overtime	0-4

OVERALL NON-CONF GAMES

(includes conf. tourney games)

Overall	12-56
Home	8-18
Away	2-20
Neutral	2-18

SINCE REBIRTH (1985-86)

Overall	47-126
Home	30-48
Away	15-59
Neutral	2-21

SINCE JOINING ACC (2004-05)

Overall	22-51
Home	13-21
Away	8-21
Neutral	1-9
Conference Games	17-37
Reg. Season, Non-Conf.	4-6

UNDER COACH L

Overall	8-19
Home	4-8
Away	4-8
Neutral	0-3
Conference Games	5-15
Reg. Season, Non-Conf.	2-2

IN 2014-15

Overall	3-5
Home	1-3
Away	2-2
Conference Games	1-5
Reg. Season, Non-Conf.	2-0

PRONUNCIATIONS

Players

33 Ivan Cruz Uceda	E-von Cruise Ew-say-duh
23 Tonye Jekiri	Tahn-yay Jah-keer-ee
20 Manu Lecomte	Man-ew La-cont
21 Kamari Murphy	Kuh-mar-ee
5 Davon Reed	Dave-on
35 Chris Stowell	Stole

Coaches

Jim Larrañaga	Lare-uh-nay-guh
Michael Huger	Hue-gur
Chris Caputo	Ca-poo-toe

Locations

Belen Jesuit	buh-lin
Cupey, P.R.	kew-pay
Champagnat School	schomp-un-yah

CLASS BREAKDOWN

Graduates	Joe Thomas
Seniors	None
Juniors	Ivan Cruz Uceda, Tonye Jekiri, Sheldon McClellan, Kamari Murphy, Angel Rodriguez
Sophomores	Mike Fernandez, Manu Lecomte, Davon Reed
Freshmen	Deandre Burnett, Ja'Quan Newton, James Palmer, Omar Sherman, Chris Stowell

GEOGRAPHIC BREAKDOWN

Belgium	Manu Lecomte
Nigeria	Tonye Jekiri
Puerto Rico	Angel Rodriguez
Spain	Ivan Cruz Uceda
United States	
Florida	Deandre Burnett, Mike Fernandez, Joe Thomas
New Hampshire	Chris Stowell
New Jersey	Davon Reed
New York	Kamari Murphy
Pennsylvania	Ja'Quan Newton
Texas	Sheldon McClellan, Omar Sherman
Washington, D.C.	James Palmer

PRESEASON POLL

October 2015

- Duke
- North Carolina
- Louisville
- Virginia
- Syracuse
- Pitt
- Notre Dame
- Florida State
- NC State

10. Miami

11. Clemson

12. Wake Forest

13. Georgia Tech

14. Boston College

15. Virginia Tech

FINAL STANDINGS

March 8, 2015

- Virginia 16-2
- Duke 14-3
- Notre Dame 14-4
- Louisville 12-6
- North Carolina 11-6
- Miami 10-8**
- NC State 10-8
- Syracuse 9-9
- Clemson 8-10
- Pittsburgh 8-10
- Florida State 8-10
- Wake Forest 5-13
- Boston College 4-14
- Georgia Tech 3-15
- Virginia Tech 2-16

MIAMI IN THE ACC TOURNAMENT

Won-Loss Record: 21 games, 12-9

Titles: 1, 2013

First Round Appearances: 9, 7-2

Second Round Appearances: 2, 1-1

Quarterfinal Appearances: 7, 2-5

Semifinal Appearances: 2, 1-1

Final Appearances: 1, 1-0

Tournament MVP Selections: 1

All-Tournament Team Selections: 6

First Team: 3 *Second Team:* 3

MIAMI COACHES IN THE ACC TOURNAMENT

Jim Larrañaga (2012-Present) 6-2 (.750)

Frank Haith (2005-2011) 6-7 (.462)

OVERALL TOURNAMENT STATISTICS

Scoring	1395	66.4 ppg
Scoring Defense	1343	63.9 ppg
Field Goals	486-1166	.417
3-Pt Field Goals	134-392	.342
Free Throws	289-395	.732
Rebounds	746	35.5 rpg
Assists	209	9.6 apg
Blocked Shots	74	3.5 bpg
Steals	116	5.5 spg
Record in Overtime	1-1	

2004-05: MCI CENTER (WASHINGTON, D.C.)

First Round: No. 11 Virginia def. No. 6 Miami, 66-65

2005-06: GREENSBORO COLISEUM (N.C.)

First Round: No. 8 Miami def. No. 9 Clemson, 66-63

Quarterfinals: No. 1 Duke def. No. 8 Miami, 80-76

2006-07: ST. PETE TIMES FORUM (TAMPA, FLA.)

First Round: No. 12 Miami def. No. 5 Maryland, 67-62

Quarterfinals: No. 4 BC def. No. 12 Miami, 74-71 (OT)

2007-08: CHARLOTTE BOBCATS ARENA (N.C.)

First Round: No. 5 Miami def. No. 12 NC State, 63-50

Quarterfinals: No. 4 VT def. No. 5 Miami, 63-49

2008-09: GEORGIA DOME (ATLANTA, GA.)

First Round: No. 8 Virginia Tech def. No. 9 Miami, 65-47

2009-10: GREENSBORO COLISEUM (N.C.)

First Round: No. 12 Miami def. No. 5 Wake Forest, 83-62

Quarterfinals: No. 12 Miami def. No. 4 VT, 70-65

Semifinals: No. 1 Duke def. No. 12 Miami, 77-74

2010-11: GREENSBORO COLISEUM (N.C.)

First Round: No. 9 Miami def. No. 8 Virginia, 69-62 (OT)

Quarterfinals: No. 1 UNC def. No. 9 Miami, 61-59

2011-12: PHILIPS ARENA (ATLANTA, GA.)

First Round: No. 6 Miami def. No. 11 Georgia Tech, 54-36

Quarterfinals: No. 3 FSU def. No. 6 Miami, 82-71

2012-13: GREENSBORO COLISEUM (N.C.)

Quarterfinals: No. 1 Miami 69, No. 8 Boston College 58

Semifinals: No. 1 Miami 81, No. 5 NC State 71

Finals: No. 1 Miami 87, No. 3 North Carolina 77

2013-14: GREENSBORO COLISEUM (N.C.)

First Round: No. 10 Miami 57, No. 15 Virginia Tech 53

Second Round: No. 7 NC State 67, No. 10 Miami 58

2014-15: GREENSBORO COLISEUM (N.C.)

Second Round: No. 6 Miami 59, No. 14 Virginia Tech 49

The Canes are the No. 6 seed for the third time in UM history along with the first season in the ACC, 2004-05 in Washington, D.C., and 2011-12 in Atlanta.

This is the first meeting between Miami and Notre Dame in the ACC Tournament.

The Canes are playing in the ACC Tournament for the 11th time.

Miami is 12-9 in ACC Tournament play.

Miami is 9-4 in tournament games played in Greensboro, N.C.

Under head coach Jim Larrañaga, Miami is 6-2 in the ACC Tournament.

UM has advanced past the first round in nine of 11 seasons, including five-straight.

Miami will play in the quarterfinals for the eighth time. The last time was in 2013.

UM has won five of its last six games in the ACC tournament after going 3-0 in 2013 and 1-1 in 2014.

Miami won the ACC Tournament in 2013, defeating North Carolina, 87-77, in the championship game, for the Canes' first ACC title. UM also finished the 2013 regular season atop the standings.

Miami's three wins in 2013 are the most by the Canes in the ACC Tournament.

Miami's highest seed was No. 1, in 2013.

Since Miami joined the ACC in 2004-05, four teams have won both the regular season and tournament, once by Miami (2013) and Virginia (2014), twice by Duke (2006, 2009) and North Carolina (2007, 2008).

Since 2012, three teams not from the state of North Carolina have won the ACC Championship: Florida State, Miami and Virginia.

ACC TOURNAMENT
RECORD BY OPPONENT

Opponent	W	L
Boston College	1	1
Clemson	1	0
Duke	0	2
Florida State	0	1
Georgia Tech	1	0
Maryland	1	0
North Carolina	1	1
NC State	2	1
Virginia	1	1
Virginia Tech	3	2
Wake Forest	1	0

ACC TOURNAMENT
RECORD BY SEED

Miami Seed	W	L
No. 1	3	0
No. 5	1	1
No. 6	2	2
No. 8	1	1
No. 9	1	2
No. 10	1	1
No. 12	3	2

ACC TOURNAMENT
RECORD VS. SEED

Opp. Seed	W	L
No. 1	0	3
No. 3	1	1
No. 4	1	2
No. 5	3	0
No. 7	0	1
No. 8	2	0
No. 9	1	1
No. 11	1	1
No. 12	1	0
No. 14	1	0
No. 15	1	0

ACC TOURNAMENT MVP

Shane Larkin 2012-13

ACC ALL-TOURNAMENT TEAM

Durand Scott	2009-10	
Shane Larkin	2012-13	1st
Durand Scott	2012-13	1st
Trey McKinney Jones	2012-13	2nd
Julian Gamble	2012-13	2nd

ACC COACH OF THE YEAR

Jim Larrañaga 2012-13 Coaches / ASCMA

ACC PLAYER OF THE YEAR

Shane Larkin 2012-13 Coaches

ACC DEFENSIVE PLAYER OF THE YEAR

Durand Scott 2012-13 Coaches / ASCMA

FIRST TEAM ALL-ACC

Jack McClinton	2007-08	
Jack McClinton	2008-09	
Shane Larkin	2012-13	Coaches / ASCMA

SECOND TEAM ALL-ACC

Guillermo Diaz	2004-05	
Guillermo Diaz	2005-06	
Kenny Kadji	2012-13	Coaches / ASCMA

THIRD TEAM ALL-ACC

Robert Hite	2005-06	
Jack McClinton	2006-07	
Malcolm Grant	2010-11	
Kenny Kadji	2011-12	
Durand Scott	2012-13	Coaches
Rion Brown	2013-14	Coaches / ASCMA

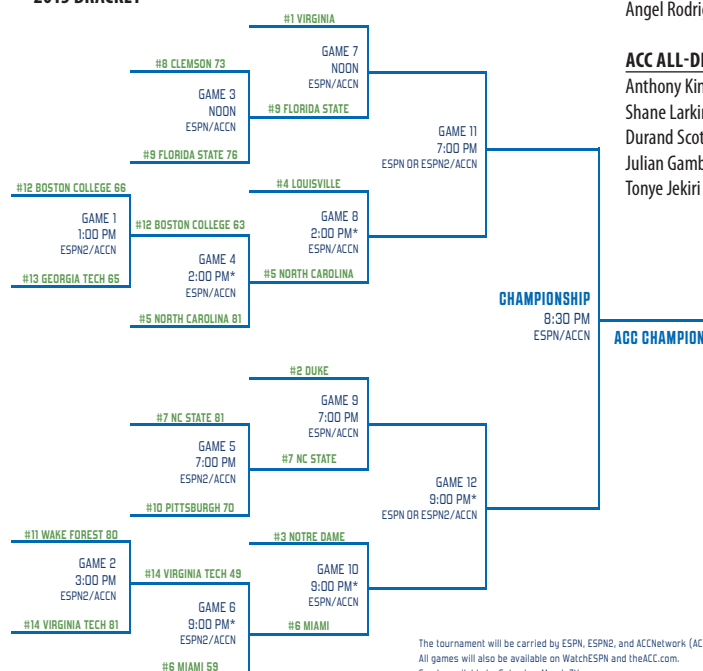
HONORABLE MENTION ALL-ACC

Robert Hite	2004-05	
Reggie Johnson	2010-11	
Durand Scott	2011-12	
Durand Scott	2012-13	ASCMA
Tonye Jekiri	2014-15	ASCMA
Sheldon McClellan	2014-15	ASCMA
Angel Rodriguez	2014-15	ASCMA

ACC ALL-DEFENSIVE TEAM

Anthony King	2004-05	
Shane Larkin	2012-13	Coaches / ASCMA
Durand Scott	2012-13	Coaches / ASCMA
Julian Gamble	2012-13	Coaches
Tonye Jekiri	2014-15	Coaches / ASCMA

2015 BRACKET



The tournament will be carried by ESPN, ESPN2, and ACCNetwork (ACCN).
All games will also be available on WatchESPN and the ACC.com.
Seeds available by Saturday, March 7th.

*Denotes approximate time

SERIES VS. NOTRE DAME

Overall	Tied 8-9
Games at Miami	4-4
Games at Notre Dame	3-5
Games on neutral courts	1-0
Current streak	Miami lost 1
Last meeting	Jan. 17, 2015, L, 70-75
Larrañaga at UM vs. Notre Dame	1-1
Larrañaga all-time vs. Notre Dame	1-2

DID YOU KNOW

Coach L became the first Miami coach to win 20+ games in his first two seasons at UM and only the third of 12 UM coaches to post three 20-win seasons.

Former Cane Rick Barry was named one of the Greatest Players in NBA History.

Miami native and former Cane James Jones won the 2010-2011 NBA All-Star Weekend 3-Point Contest and the NBA Championship in the 2011-2012 and 2012-13 seasons.

Six-time NBA All Star Amar'e Stoudemire enrolled at UM last year and is taking classes to earn his bachelor's degree.

UM is in its 11th season in the ACC.

Coach L led the George Mason Patriots to the Final Four with big wins over some of basketball's elite teams such as Michigan State, UNC and UConn. He was the first coach to take a mid-major to a Final Four in 27 years (Penn '79) when his team advanced in 2006.

In 14 years at George Mason, Larrañaga led the Patriots to five NCAA Tournament appearances (2011, 2008, 2006, 2001, 1999), including the 2006 Final Four.

Miami basketball received APR (academic progress rate) Public Recognition Awards for being among the top 10 percent in APR in their sport. Miami ranks in the top 10 percent NCAA men's basketball with a 990 APR.

The Miami Department of Athletics recorded a Graduation Success Rate (GSR) of 92 percent. Miami's department-wide GSR is tied for third among ACC schools and 10th overall among FBS programs. UM has exceeded the NCAA average GSR in each of the last 10 years.

According to latest US News & World Report rankings, the University of Miami is tied as the top academic institution in the state of Florida and ranks 48th nationally.

The Canes have averaged 20+ wins in each of the last eight seasons.

The Hurricanes have made at least one try in 898 of 904 games since the NCAA adopted the 3-point shot in 1986.

Miami has held 757 of its last 758 opponents to less than 100 points. North Carolina was the last team to score 100+, defeating UM 105-64 on Jan. 31, 2007.

POSTSEASON AWARDS FOR FOUR HURRICANES

Junior forward Tonye Jekiri was named to the 2015 Coaches and ACSMA All-Atlantic Coast Conference Defensive Team. Jekiri also joined Sheldon McClellan and Angel Rodriguez as honorable mentions on the 2015 ACSMA All-ACC Team.

Sophomore guard Davon Reed was named to the All-ACC Academic Men's Basketball Team.

DARIUS RICE NAMED ACC LEGEND

Darius Rice has been named Miami's 2015 ACC Basketball Legend. A three-time All-BIG EAST Conference selection, the 6-foot-10 Rice was named to the BIG EAST All-Rookie Team and earned first team All-District 6 honors three times while at Miami. Rice led the Canes to the 2002 NCAA Tournament and the 2001 NIT. He ended his collegiate career with 1,865 points (16.1 ppg) and 666 rebounds (5.7 rpg).

MIAMI'S ROAD WINS RANK TOP 11 NATIONALLY

Miami is one of 38 teams in the country, and one of 11 teams from a Top 8 conference, to win 10+ games away from its home arena this regular season. Gonzaga led the way with 14 road & neutral site victories.

The Canes have posted 10+ wins away from home in two of Coach L's four seasons at Miami. In 2012-13, Miami won 15 on the road, including five neutral-site games. This year, Miami was 10-5 away from the BankUnited Center, with a 3-1 neutral-site record, in the regular season.

MIXING UP THE STARTING LINEUP

Miami has used 10 starting lineups this season, and every scholarship player has started at least one game. For a complete listing, check page six of the notes.

LARRAÑAGA IN ACC PLAY

Since his arrival in 2011, Jim Larrañaga has recorded the top three win totals in ACC play in Miami history with 15-3 in 2013, 10-8 in 2015, and 9-7 in 2012. In 2014, Miami's record was 7-11, tied for the fifth-best mark. Miami's fourth-most wins were eight in 2007-08.

MIAMI'S TEAM, ONE YEAR AGO

A season ago, only three of Miami's guys were available to play for the Hurricanes, three were sitting out as redshirts, two were playing at other colleges and three were still seniors in high school.

Tonye Jekiri, Manu Lecomte, Davon Reed - Playing for Miami.

Deandre Burnett, Sheldon McClellan, Angel Rodriguez - Redshirts, practicing with the Canes.

Joe Thomas - at Niagara University; Ivan Cruz Uceda - at Harcum College (Ju-Co).

Ja'Quan Newton, James Palmer, Omar Sherman - Seniors in high school.

MIAMI VS. RANKED OPPONENTS THIS SEASON

Miami is 3-5 against ranked teams this season, including 1-1 against Top 5 teams and 2-2 against Top 10 teams. In the five losses, one was a double-overtime defeat against Virginia, and the Canes came up 6.0 ppg short in the other four outings. The Canes are 1-3 at home and 2-2 on the road. vs. Top 25 opponents. See a complete list vs. ranked opponents since the arrival of Coach L on page 6.

EYEING MILESTONES - RODRIGUEZ TOPS 1,000 POINTS - JEKIRI TO PLAY 100 GAMES

Point guard Angel Rodriguez is closing in on 1,000 career points. The native of Cupey, P.R., scored 640 points in two seasons at Kansas State and has recorded 358 points through 30 games at Miami, for a total of 1003.

Rodriguez has 124 assists this season, just nine shy of No. 10 on the season assists list at Miami. No. 10 Anthony Harris (2004-05) had 133. No. 9 Thomas Hocker ('87-'88) has 136.

Rodriguez is already tied for No. 9 on the steals list with 56 this season. He is tied with No. 9 Steven Edwards' ('92-'93) 56 and trails No. 7 & No. 8 John Salmons' 57, in both 2000-01 and 2001-02.

Junior Tonye Jekiri has played in 99 career games for the Hurricanes in three seasons. He also has 325 rebounds, which topped Edwin Morris' ('55-'56) 322 to move into No. 10 on the list, and trail No. 9 Wayne Canaday ('69-'70), who had 327.

STATS BREAKDOWNS

In Miami's 21 wins:

Five players average 8.5 ppg or better.

Miami scores 73.2 ppg, shooting 46.5% FG.

The Canes average 35.3 rpg, 14.3 apg and 5.8 spg.

Angel Rodriguez averages 14.1 points, 39.5 FG%, 36.7 3FG%

Tonye Jekiri averaged 11.0 rebounds, 2.0 blocks

Manu Lecomte averages 10.4 points, 48.6 FG%, 49.4 3FG%

In Miami's 11 losses:

Two players average 8.5 ppg or better.

Miami scores 59.7 ppg, shooting 38.2% FG.

The Canes average 31.2 rpg, 11.5 apg and 5.4 spg.

Angel Rodriguez averages 8.6 points, 21.6 FG%, 17.5 3FG%

Tonye Jekiri averages 8.5 rebounds, 0.5 blocks

Manu Lecomte averages 3.8 points, 30.4 FG%, 36.4 3FG%

UM SINCE JOINING THE ACC IN 2004-05

Season	Overall	ACC W-L	ACC Rank/Seed	ACC T Record
2004-05	16-13	7-9	t6 / 6	0-1
2005-06	18-16	7-9	t7 / 8	1-1
2006-07	12-20	4-12	12 / 12	1-1
2007-08	23-11	8-8	t5 / 5	1-1
2008-09	19-13	7-9	t7 / 9	0-1
2009-10	20-13	4-12	12 / 12	2-1
2010-11	21-15	6-10	9 / 9	1-1
2011-12	20-13	9-7	t4 / 6	1-1
2012-13	29-7	15-3	1 / 1	3-0
2013-14	17-16	7-11	10 / 10	1-1
2014-15	21-11	10-8	6 / 6	1-0

SINCE THE ARRIVAL OF COACH L IN 2011-12 ...

- Miami is one of three schools with five or more wins in the ACC Tournament.
- Miami is one of four ACC schools with a winning record in the NCAA tournament.
- Miami's seeds in the ACC Tournament have been No. 1, No. 6 (2x) and No. 10.
- Miami is one of eight ACC teams to make an NCAA tournament appearance.
- Miami is one of five ACC teams to make an NIT appearance.
- One ACC Coach of the Year, one ACC Player of the Year, ACC Defensive Player of the Year, one ACC Tournament MVP, four ACC All-Tournament, one first-team All-ACC, one second-team All-ACC, three third-team All-ACC, five honorable mention All-ACC, one ACC All-Rookie Team and four ACC All-Defensive Team selections.
- Miami has the most lopsided win over Duke (27 points) and second-most lopsided wins over Boston College (27 points), North Carolina (26 points) and Florida State (24 points) of any ACC team.
- Miami has won eight ACC games by 20 or more points: Boston College (27, 22, 22 and 21), Duke (27), North Carolina (26, Florida State (24) and Virginia Tech (24).
- All 13 seniors have earned academic degrees from UM: Garrius Adams, Rion Brown, Julian Gamble, Malcolm Grant, Justin Heller, Reggie Johnson, DeQuan Jones, Kenny Kadji, Donnavan Kirk, Trey McKinney Jones, Ryan Quiglar, Durand Scott, Erik Swoope.

IN THE THREE YEARS PRIOR TO THE ARRIVAL OF COACH L (2008-11) ...

- Miami posted the eighth-most ACC wins (17) in the league, ahead of NC State (16), Virginia (16) and Georgia Tech (14).
- Miami recorded 60 overall wins, seventh-most in the ACC.
- Miami's seeds in the ACC Tournament were No. 9 (twice) and No. 12.
- Miami was one of four ACC teams to not play in the NCAA tournament.
- Miami was one of five ACC teams to play in the NIT.
- Miami had one first-team All-ACC, one third-team All-ACC, one honorable mention All-ACC, one ACC All-Rookie Team and one ACC Tournament Team selection.

CANES IN THE POLLS

	AP	USA TODAY	RPI
11/10	--	RV	--
11/17	--	RV	--
11/24	17	20	--
12/1	15	15	3
12/8	20	21	23
12/15	18	19	36
12/22	RV	RV	30
1/19	RV	RV	56
1/26	23	23	38

UM COMMUNICATIONS

MBB Contact	Amy (Woodruff) LaBrie
	Associate Director of Communications
Work/Cell	(305) 284-3241 / (813) 410-1194
E-mail	a.woodruff@miami.edu
Ass't AD for Communications	Tom Symonds
Website	www.HurricaneSports.com

2014-15 UM QUICK FACTS

Location	Coral Gables, Fla.
Stadium	BankUnited Center (7,972)
Press Row	305-284-2111
Capacity	7,972
Enrollment	15,629
Founded	1925
Colors	Orange, Green, White
Nickname	Hurricanes
Mascot	Sebastian the Ibis
Conference	Atlantic Coast
President	Dr. Donna E. Shalala
Director of Athletics	Blake James
Address	5821 San Amaro Drive Coral Gables, Fla. 33146

2013-14 Overall Record	17-16
Home/Away/Neutral	8-8 / 7-6 / 2-2
2013-14 ACC Record / Finish	7-11 / 10th
Scholarship Players Returning / Lost	2 / 6
Newcomers	9

Head Coach	Jim Larrañaga
Alma Mater	Providence, 1971
Record at UM	87-47 / 4th season
Overall Record	557-381 / 31st season

Eric Konkol	Wisconsin-Eau Claire, '00
Michael Huger	Bowling Green, '94
Chris Caputo	Westfield (Mass.) State, '02
Director of Operations	Adam Fisher
Assoc. Director of Operations	Jaime Vathielil
Athletic Trainer	Jason Robey
Strength & Conditioning Coach	Steve Felde

HISTORY

First Season of Basketball	1926
Overall All-Time Record	960-716
Year UM Joined ACC	2004-05
NCAA Appearances	Seven
	1960, 1998, 1999, 2000, 2002, 2008, 2013
Last NCAA Appearance	L, 71-61
	Sweet 16 vs. Marquette, 2013
NIT Appearances	10
	1961, 1963, 1964, 1995, 1997,
	2001, 2005, 2006, 2009, 2011
Last NIT Appearance	L, 79-64
	Quarterfinals vs. Alabama, 2011

COMMUNICATIONS POLICIES

All interview requests for assistant coaches or athletics department staff members must be approved and cleared by Amy (Woodruff) LaBrie in the UM Communications office. Credential requests are taken via e-mail to LaBrie (A.Woodruff@miami.edu). Any misuse of credentials will result in removal from the BankUnited Center and the permanent voiding of the credential. The UM locker room is closed at all times. For home games, Coach L and at least one Hurricane player will report to the media room for interviews following the opposing team's press conference.

LED (TIED) THE TEAM IN....

	Points	Rebounds	Assists	Steals	Blocks
Burnett	2		(1)	1 (3)	1
Cruz Uceda	(1)	(1)		(3)	1
Jekiri	2	24 (2)	(1)	(1)	11 (7)
Lecomte	1 (1)		5 (2)	(5)	
McClellan	15 (1)	3 (2)	3 (1)	3 (5)	(2)
Newton			2 (1)	(3)	(1)
Palmer				(1)	(4)
Reed	2	1 (1)	1 (1)	2 (5)	2 (4)
Rodriguez	8 (1)		17 (2)	14 (6)	1 (3)
Sherman				(4)	3 (2)
Thomas		1		1	1

CARDIAC CANES - YEAR TWO

Miami played 12 games this season that were decided by five points-or-less. The Canes had five losses by a total of 22 points in the month of February. Three of those games were decided by a total of five points.

In 2013-14, Miami led the ACC having played 13 games decided by five points-or-less or in OT.

Difference	1	2	3	4	5	8	9	10-14	15-19	20+
Won	-	1	2	4	1	-	1	2	3	7
Lost	1	2	-	-	1	1	2	2	-	2

BREAKING DOWN THE STATS

Through 32 games, Miami is 21-11 overall, 10-6 at home, and 10-6 away from the BankUnited Center (7-4 on the road and 3-1 at neutral sites). Despite facing four Top 15 teams on the road - at No. 6/7 Florida, at No. 4 Duke, at No. 12 Notre Dame, at No. 12 Louisville - Miami averages 4.1 ppg, 3.7 FG% and 8.6 3FG% better on the road than at home.

	PPG	FG%	3FG%	FT%	RPG	APG	SPG
Home (16)	66.5	41.8	32.2	73.4	35.5	12.8	5.6
Away (16)	70.6	45.4	40.8	74.2	32.2	13.9	5.7
Wins (21)	73.2	46.5	41.0	75.5	35.3	14.3	5.8
Losses (11)	59.7	38.2	28.7	68.4	31.2	11.5	5.4

CANES POST 20-WIN SEASON

With a victory at Virginia Tech on March 7, Miami posted its third 20-win season in four years since the arrival of Jim Larrañaga. Since 2011-12, Coach L has tallied seasons of 20-13, 29-7, 17-16, and 20-11, for an average of 21.5 wins per season. Since joining the ACC in 2004-05, Miami posted three 20-win seasons before the arrival of Larrañaga, 23-11 in 2008, 20-13 in 2010 and 21-15 in 2011.

MCCLELLAN IMPROVES SHOOTING PERCENTAGES

Junior guard Sheldon McClellan has drastically improved his shooting percentages since arriving at Miami for the 2014-15 season, after spending two campaigns at Texas.

	FG%	3FG%	FT%	REB	PTS
McClellan 2014-15	50.2	37.5	80.7	4.6	14.8
McClellan 2012-13	38.2	27.3	83.3	3.9	13.5
McClellan 2011-12	44.8	31.0	75.6	3.3	11.3

COACHING STAFF LONGEVITY

Coach L's and his three assistant coaches have been coaching together for a combined 32 seasons. Chris Caputo has been with Coach L for 13 years, Eric Konkol is at 11 years and Michael Huger in his eighth season as an assistant. Huger also played for Larrañaga from 1989-93 at Bowling Green.

	10+ points	20+ points	7+ rebounds	2+ blocks	4+ assists	3+ steals
Player						
Burnett	5	1	1		1	
Cruz Uceda	3					
Jekiri	13		27	12	2	
Lecomte	12	2			5	
McClellan	25	4	8		4	2
Newton	2				2	
Palmer	4					
Reed	9		1	1	3	1
Rodriguez	17	4	1	2	18	9
Sherman	4		1	3		
Thomas			1	1		1

FIRSTS UNDER JIM LARRAÑAGA

First game: Nov. 11, 2011 vs. Tennessee Tech. W, 69-58.
First starting lineup: Malcolm Grant, Durand Scott, Garrius Adams, Erik Swoope, Kenny Kadji.
First opening tip: Miami - Kenny Kadji.
First UM FG: 18:38, Durand Scott, 3-pointer.
First lead: 18:38, 3-0.
First halftime score: Tennessee Tech 32, Miami 27.
First win: Nov. 11, 2011. Miami 69, Tennessee Tech 58.
Attendance at first game: 3,600.
First loss: Nov. 25, 2011 at Ole Miss, 64-61 (OT).
First road win: Dec. 22, 2011 at Charlotte, 76-61.
First ACC game: Jan. 7, 2012 at Virginia, L, 52-51.
First ACC win: Jan. 18, 2012 vs. Clemson, 76-73.
First ACC regular season title: 2012-13

JIM LARRAÑAGA = PROGRAM CHANGER

In Coach L's Three Seasons at Miami ...

- ACC Regular Season and Tournament Championships
- .656 winning percentage
- Two 20-win seasons
- Two postseason appearances with three victories
- 15 ACC wins in 2013
- One All-American

Seven Seasons before Coach L at UM ...

- .561 winning percentage
- Best conference finish was fifth place
- One NCAA Tournament appearance
- Most ACC wins in a season was eight

In Coach L's 14 Seasons at George Mason ...

- .626 winning percentage
- 13 straight winning seasons
- A Final Four appearance
- Five trips to the NCAA tournament
- Nine postseason appearances
- First national ranking
- First appearance in Top 10
- First wins over Top 10 teams
- Winningest coach in league history

Seven Seasons before Coach L at GMU...

- .340 winning percentage
- Seven straight losing seasons
- Zero postseason appearances
- Worst team in the CAA

PRO CANES

James Jones	Cleveland Cavaliers (NBA)
Shane Larkin	New York Knicks (NBA)
John Salmons	New Orleans Pelicans (NBA)
Jimmy Graham	New Orleans Saints (NFL)
Erik Swoope	Indianapolis Colts (NFL)
Trey McKinney Jones	Ft. Wayne Mad Ants (D-League)

Garrius Adams	Liege (Belgium)
Brian Asbury	Hapoel Eilat (Israel)
Rion Brown	Brussels (Belgium)
Guillermo Diaz	Arecibo (Puerto Rico)
Julian Gamble	Brussels (Belgium)
Lawrence Gilbert	Manizales (Colombia)
Malcolm Grant	Mississauga Power (Canada)
Gary Hamilton	Osaka Evessa (Japan)
Dequan Jones	Acqua Vitassella Cantu (Italy)
Kenny Kadji	Banco di Sardegna Sassari (Italy)
Anthony King	Artland Dragons (Germany)
Donnavan Kirk	Michelin Etha Engomis Nicosia (Cyprus)
Darrius Rice	Karpos Sokoli (Greece)
Durand Scott	Hapoel Tel Aviv (Israel)

Rodriguez, Lecomte, McClellan, Thomas, Jekiri	10-4
Rodriguez, Lecomte, McClellan, Sherman, Jekiri	0-1
Rodriguez, Burnett, McClellan, Sherman, Jekiri	2-0
Rodriguez, Burnett, McClellan, Reed, Jekiri	0-1
Rodriguez, Reed, McClellan, Sherman, Jekiri	3-3
Rodriguez, Newton, McClellan, Reed, Jekiri	1-1
Rodriguez, Palmer, McClellan, Reed, Jekiri	2-0
Lecomte, Reed, McClellan, Thomas, Jekiri	0-1
Lecomte, Reed, McClellan, Cruz Uceda, Jekiri	1-0
Lecomte, Reed, McClellan, Palmer, Jekiri	2-0

JEKIRI'S JUNIOR SEASON NUMBERS CONTINUE TO IMPROVE

Junior Tonye Jekiri has posted 10 double-doubles in his last 21 games, including nine in ACC play. Jekiri has posted 10+ rebounds 18 times, and in 13 of the last 19 games. This season he has 10+ points in 13 outings.

Jekiri leads the ACC with 18 10+--rebound games.

The native of Nigeria has nearly doubled his output in points and rebounds each season as a Hurricane. The 7-footer is averaging 8.6 points and 10.2 rebounds this season, up from 4.2 ppg and 5.5 rpg his sophomore year and 1.4 points and 1.6 rebounds his rookie campaign.

JEKIRI'S SEASON-BY-SEASON PROGRESSION

Junior Tonye Jekiri has nearly doubled his rebounding and scoring outputs each season with the Hurricanes.

	FG%	FT%	REB	PTS
Jekiri-14-15	51.0 (106-208)	72.1	10.2	8.6
Jekiri-13-14	45.6 (57-12)	58.1	5.5	4.2
Jekiri-12-13	51.4 (18-35)	55.0	1.6	1.4
Jekiri-14-15 ACC	50.8 (65-128)	70.9	10.9	9.4
Jekiri-13-14 ACC	42.6 (29-68)	51.7	6.1	4.1
Jekiri-12-13 ACC	60.0 (12-20)	54.5	1.7	1.7

JEKIRI ONE OF THE TOP BIG MEN IN THE COUNTRY

As of NCAA.com stats on March 11, Tonye Jekiri is in the Top 15 in the country in rebounds among all players and the Top 2 among players in the Big 5 conferences.

	Reb/g	DReb/g	Total Reb	OREb/g
Actual	10.2	7.0	317	3.23
Overall rank	13th	13th	11th	38
Big 5 rank	3rd	2nd	3rd	11th

COACH L NOTCHES CAREER WIN NO. 550

In his first victory against Syracuse, Coach Jim Larrañaga won his 550th career game. Larrañaga's 100th win came in 1991 against Kent State while at Bowling Green. While at George Mason, win No. 200 came in 1997 vs. Northeastern, No. 300 in 2003 against East Carolina and No. 400 in 2008 vs. William & Mary. In 2012, the Canes defeated Georgia Tech for Coach L's 500th.

CANES SHINE IN THE SECOND HALF

Junior guards Angel Rodriguez and Sheldon McClellan know how to finish a game. In 12 games, Rodriguez has scored double-digit points in the second stanza, including 22 at Florida, 17 against Virginia, 15 at Duke, Wake Forest and vs. Florida State. Only three times (10 vs. Howard & Florida State, 11 vs. Providence) he has scored double-digits in the first stanza.

In 12 games, McClellan has scored double-digit points in the second half, including 21 at Charlotte, 17 vs. Florida State, 16 at Pittsburgh and 14 against Virginia Tech. He's scored 10+ in the first half in just five outings.

Their stats in all games are below.

Rodriguez	PPG	FG%	3FG%	Pts
Second half	8.0	41.5	35.0	241
First half	3.9	24.1	24.7	116
McClellan	PPG	FG%	3FG%	Pts
Second half	8.5	56.3	45.6	272
First half	6.1	44.4	29.9	194

REED CLUTCH FROM DISTANCE

Sophomore Davon Reed knocked down 52.7 percent of his shots from long range in ACC games. He led the team in 3-pointers in league games and despite only playing 24 of 32 games (due to injury), he is fourth on the team with 32 from long range overall. He has hit a 3-pointer in 13 of the last 16 games, and for the season has 10 games with multiple threes, topping out with five against UofL.

SWOOP SIGN WITH INDIANAPOLIS COLTS

Erik Swoope, former Hurricane basketball player who never played football prior to walking into an NFL locker room this summer, was on the Colts practice squad this season and on Jan. 20, signed a reserve/future contract.

LARKIN WITH KNICKS IN SECOND NBA SEASON

Former Cane Shane Larkin is in his second season in the NBA, playing for the New York Knicks after being traded from the Dallas Mavericks. Larkin is averaging 5.6 points, 2.0 rebounds, 2.5 assists and 1.2 steals in 22.3 minutes per game, through 54 games. He's shooting 41.9 percent from the field.

RODRIGUEZ AT HIS BEST AGAINST THE BEST

In Miami's three games against Top 8 teams - No. 3 Virginia, No. 4 Duke and No. 8/7 Florida - Angel Rodriguez has put on a show, averaging 24.3 points and 5.0 assists.

Against Florida, he scored 22 of his 24 points in the final nine minutes, draining five second-half three-pointers to help Miami earn the win.

The junior scored 17 points in the second half against the Cavaliers, knocking down three clutch free throws with 0.9 seconds left in regulation to send the game into overtime. In the two overtimes combined, he scored six points, including 4-4 at the line, and dished out three assists, accounting for 13 of Miami's 17 overtime points.

At Duke, Rodriguez scored eight-straight points - including two from long distance - to give Miami a decisive lead. He tallied 15 points and four steals in the second half at Cameron Indoor.

THIS SEASON MIAMI HAS ...

- Defeated Duke and Syracuse on the road in the same season, the second time this has ever happened, and the first time since UNC did during the 1983-84 season
- Defeated three ranked teams: at No. 8/7 Florida, vs. No. 24/25 Illinois and at No. 4 Duke
- Defeated a pair of Top 7 teams in the same season, both on the road: No. 6/7 Florida and No. 4 Duke
- Won two true road games against ranked opponents for the first time since 1998-99: No. 6/7 Florida and No. 4 Duke
- Defeated Coach K (1,000 wins), Coach Boeheim (962), & Coach Donovan (496)
- Ended Duke's 41-game home winning streak, the longest active streak in Division I
- Snapped Duke's 19-game ACC home game winning streak
- Snapped Florida's streak of 33 consecutive home wins, which was the longest streak in school history
- Scored 90 points against Duke, the most points scored by an unranked opponent in a regulation win in Cameron Indoor Stadium since NC State's 96 points on Feb. 23, 1983.
- Dealt Duke the most lopsided loss (16 points) an unranked visitor has handed to a ranked Blue Devil team in the ACC era
- Defeated Syracuse at the Carrier Dome, in front of the largest collegiate crowd of the season to date (Jan. 24): 30,677

2014-15 QUICK HITS

- UM opened the season with nine scholarship players available. This is the second-straight season the Canes open the campaign with eight or more new players and only nine available scholarship players.
- Miami has 10 new players on the roster for 2014-15: Eight scholarship newcomers, one D-I transfer who must sit out and one walk-on.
- UM opened the 2014-15 campaign with just two players from the 2013-14 season, in sophomore Manu Lecomte and junior Tonye Jekiri. Sophomore Davon Reed was out through Dec. 5 with a lower extremity injury.
- Miami's 14-man roster includes players from five countries - Belgium, Nigeria, Puerto Rico, Spain, U.S. - six states - Florida, Texas, New York, Pennsylvania, New Jersey, New Hampshire - and Washington, D.C.
- There are no seniors playing for the Canes: One graduate student, five juniors, three sophomores and five freshmen.
- Three D-I transfers are eligible to play in 2014-15: Sheldon McClellan (Texas), Angel Rodriguez (Kansas State) and Joe Thomas (Niagara).
- The Canes lost six players - including three starters and the team's top two scorers - from the 2013-14 season, five to graduation and one transferred.
- Miami lost five of its top seven players from 2013-14. To open the 2013-14 season, Miami had lost its top six players from the 2012-13 ACC Championship campaign.
- Without Reed, the Canes returned 11.9 points, 7.6 rebounds, 3.0 assists, 1.3 steals and 0.9 blocks per game from the 2013-14 season. A year ago, Miami opened the 2013-14 season returning 9.3 points, 5.1 rebounds, 1.1 assists, 0.8 steals and 0.5 blocks per game.
- For the second-straight season, Miami returned the fewest points per game (18.4) and rebounds per game (9.2) of all ACC schools.
- The Canes held opponents to just 59.5 points per game in 2013-14, which was ranked No. 11 of 345 teams in Division I. Miami also averaged 61.5 ppg, which was ranked No. 337.
- The Canes lost 10 games by five points or less, or in overtime, during the 2013-14 season, on their way to a 17-16 overall record.

CANES IN NATIONAL STATS (as of March 11)

Category	Rank	Actual	Nat'l Leader	Actual
Turnovers Per Game	14	10.2	Wisconsin	7.6
Fewest Turnovers	19	317.0	Wisconsin	235.0
Personal Fouls Per Game	22	15.6	Wisconsin	12.5
Assist Turnover Ratio	30	1.32	Davidson	1.81
Total 3-point FGM	30	251.0	VMI	342.0
Fewest Fouls	30	484.0	Wisconsin	386.0
Three-Point FG Per Game	31	8.1	VMI	11.4
Free-Throw Percentage	33	73.6	Illinois	79.4
3-pt Field Goal Attempts	36	689.0	VMI	1078.0
Three-Point FG Percentage	83	36.4	UC Davis	45.2
Won-Lost Percentage	85	64.5	Kentucky	100.0
Scoring Margin	87	5.5	Kentucky	21.2
Turnover Margin	91	1.3	Eastern Ky.	7.3
Scoring Defense	94	63.4	Virginia	50.2
Assists Per Game	99	13.5	Stephen F. Austin	17.7
Total Assists	100	419.0	BYU	572.0

CANES TOP 100 NATIONALLY (as of March 11)

Angel Rodriguez	Rank	Actual
Steals Per Game	49	1.9
Total Steals	66	55.0
Assists Per Game	95	4.2

Sheldon McClellan	Rank	Actual
Field-Goal Percentage	72	50.0

Tonye Jekiri	Rank	Actual
Total Rebounds	11	317.0
Defensive Rebounds / Game	13	7.0
Rebounds Per Game	13	10.2
Offensive Rebounds / Game	38	3.23
Double Doubles	47	10.0
Total Blocks	95	47.0

UM RECORDS	GAME	ACC GAME
POINTS SCORED	59 - Rick Barry vs. Rollins, 1965	35 - Jack McClinton vs. North Carolina 02/15/09
FIELD GOAL %	1.000 (7-7) - Raymond Hicks vs. NC A&T, 2008	.900 (9-10) - Reggie Johnson at Duke 01/02/11
3-POINT FG	9 - Johnny Hemsley vs. Lafayette, 1999	7 (3x) last - Jack McClinton vs. North Carolina 02/15/09
3-POINT FG%	1.000 (5-5) (5x) last - Malcolm Grant vs. NC State, 2011	1.000 (5-5) - James Palmer at Virginia Tech 03/07/15
		1.000 (5-5) - Malcolm Grant at NC State 01/23/11
FT MADE	22 (2x) last - Rick Barry vs. Florida Southern, 1965	16 - Jack McClinton vs. NC State 03/07/09
FT %	1.000 (16-16) - Jack McClinton vs. NC State, 2009	1.000 (16-16) - Jack McClinton vs. NC State 03/07/09
REBOUNDS	29 - Rick Barry vs. Oklahoma City, 1965	17 - Tonye Jekiri vs. Clemson 02/08/15
ASSISTS	14 - Michael Gardner vs. Pittsburgh, 1993	9 (3x) last - Shane Larkin vs. North Carolina 02/09/13
STEALS	9 - Jerome Scott vs. FIU, 1991	6 - Shane Larkin at North Carolina 01/10/12
BLOCKED SHOTS	13 - Anthony King vs. Florida Atlantic, 2004	6 - Anthony King vs. Florida State 01/15/05

CANES IN SPAIN

In August, the University of Miami embarked on a 10-day educational and competitive tour to Spain. The Canes were 4-0 against teams from Barcelona, Valencia and Madrid. In four games in Spain, Miami outscored its opponent 89.8 to 65.8 ppg and pulled down nearly twice as many rebounds, 51.8 to 27.0 per night. The Canes hit 51.8 percent from the field, 27.8 percent from three and 62.4 percent at the line. UM also averaged 17.8 assists and 13.3 steals per night.

Individually, four Canes averaged double digits, led by Sheldon McClellan (20.0), followed by Dre Burnett (14.3), Ja'Quan Newton (13.5) and James Palmer (11.5). Spaniard Ivan Cruz Uceda averaged 11.0 rebounds per game while Tonye Jekiri averaged 8.5 rpg. Senior Angel Rodriguez did not play any games in Spain due to injury.

SEASONS OF CHANGE

Miami faced back-to-back seasons with roster turnover after losing six players from the 2012-13 ACC Championship season - five to graduation, one to NBA - then six seniors (5 scholarship) after the 2013-14 campaign.

CANE STRONG: UMBB IN THE WEIGHT ROOM

Under strength Coach Steve Felde (fell-dee), five Canes bench at least 300 pounds and eight bench press more than 250 pounds. Joe Thomas leads the way at 375, followed by Deandre Burnett (315), who is up 85 pounds since arriving at UM. Also in the 300-club are Angel Rodriguez (300/+60), Manu Lecomte (300/+85) and Mike Fernandez (300/+95).

ANTHONY LAWRENCE, JR. SIGNS NLI WITH CANES

Anthony Lawrence, Jr. has signed a National Letter of Intent to play basketball for the University of Miami.

Nicknamed "Amp," Lawrence is a 6-7, 200-pound guard/forward from Saint Petersburg, Fla., who led his Lakewood Senior High School team to the Class 5A state championship game as a junior. Lawrence scored 18 points in the championship game and totaled 25 rebounds in two state tournament games. Anthony's father, Anthony Lawrence Sr. was a two-year letterman at Miami from 1991-93.

LARRAÑAGA CONTRACT EXTENDED THROUGH 2022

The University of Miami extended Coach Jim Larrañaga's contract through May 31, 2022, Director of Athletics Blake James announced in September 2014. Larrañaga first signed a five-year contract in 2011, then was granted a three-year extension in 2012.

US NEWS AND WORLD REPORT

According to latest US News & World Report rankings, the University of Miami is tied for the top academic institution in the state of Florida and ranks 48th nationally.

COACH L TIES TO THE ACC

Coach Jim Larrañaga was an assistant coach at Virginia from 1979-1986, under the leadership of Terry Holland. In those seven seasons, Larrañaga helped the Cavaliers to five NCAA appearances: Final Four twice, Elite Eight once, Sweet 16 once and Round of 64 once, as well as two NIT appearances, including the Championship and Quarterfinal round.

LARRAÑAGA MEMBER OF UM FACULTY

Coach Jim Larrañaga is an Adjunct Assistant Professor of Kinesiology and Sport Sciences at the University of Miami. Due to his head coaching responsibilities, Larrañaga is a guest lecturer at several different classes in the School of Education and Human Development throughout the semester.

MIAMI BASKETBALL – THE EARLY YEARS

The University of Miami basketball program was dormant for 14 years from 1971-1985. In 1983 Director of Athletics Sam Jankovich announced the resurrection of men's basketball at Miami, with the reinstatement vote by the UM Board of Trustees on Oct. 12, 1983. Head coach Bill Foster was hired March 21, 1984, adding assistants Clint Bryant, Seth Greenberg and Cesar Odio by July 1. Tim Harvey was the staff's first recruit, a 6-10, 240-pound center from Plainfield,

N.J., who transferred from Georgia Tech.

On Oct. 15, 1984 the first men's basketball practice in 12 years was held on the patio in the center of campus, viewed by more than 200 students. Miami defeated The Citadel, 85-77, on Nov. 22, 1985, in the first game of the new era of UM basketball.

NEW SCOREBOARD HUNG IN BANKUNITED CENTER

Miami Hurricanes home basketball games will be more exciting this year as a new state-of-the-art center-hung scoreboard – made possible by a \$1 million Momentum2 campaign gift from FMSbonds, Inc. – will be unveiled for the 2014-15 season. The gift was made possible by FMSbonds, Inc. President James A. Klotz and Chairman Paul Feinsilver. Klotz is a long-time University of Miami Athletics donor and is a member of the Athletics Visiting Committee. The center-hung scoreboard is 24 feet wide by 17 feet tall (including ring). The main screen is 10' 8.8" in height and the ring is 2' 5". The main screen has 2,848 columns of resolution.

DIVERSITY AT UM EXTENDS TO COURT

Five Miami players speak English as a second language: Ivan Cruz Uceda - Spanish (Spain); Mike Fernandez - Spanish (Cuba); Tonye Jekiri - African; Manu Lecomte - French; Angel Rodriguez - Spanish (Puerto Rico). UM is the academic home of nearly 1,700 foreign students of all socioeconomic backgrounds, from more than 110 countries as diverse as Peru, Pakistan, and Poland. Miami's diversity also is evident in its full-time faculty, which is nearly 36 percent minority, making UM one of the most diverse major private research universities.

QUICK HITS

- In Miami's huddles, the guards stand to the left of Coach L and the forwards to the right, in ascending height order.
- Looking at UM's bench, assistant coach Huger & guards sit to the left of Coach L, while assistants Konkol & Caputo sit to the right with forwards.
- Coach L believes in the power of habits, referencing Stephen Covey's "7 Habits of Highly Effective People."
- Coach L often references his Franklin Covey planners from the past 15 years, all of which are in a cabinet above his desk.
- When plying for his job, Chris Caputo sent Coach L a heart and said, "I'd give my heart and soul to be on your staff."
- Coach L and assistant Michael Huger played pro basketball in Belgium, the home country of PG Manu Lecomte. The coaches never saw Lecomte play in person and Lecomte did not visit campus before arriving for classes.
- On June 27, 2013 sophomore Shane Larkin was the No. 18 pick in the NBA Draft.
- In 2013, Shane Larkin tested as the best all-around athlete of the 61 players at the NBA combine.

ATTITUDE, COMMITMENT AND CLASS

Attitude, commitment and class are the cornerstone values of the Miami basketball program. Attitude: Be positive. Life is 10% what happens to you and 90% how you react to it. Commitment: Make a total and unconditional commitment to our program. Be passionate about what you do. Class: Show pride and respect in yourself and our program. Be the best you can be in thought, word and deed.

ABOUT THE HEAD COACH

- Coach L was influenced by his HS coach, the late Jack Curran, the winningest HS basketball & baseball (combined) coach in the nation.
- Coach L's son, Jon, plays pickup basketball games with President Obama and his son, Jay, is an assistant coach for the Boston Celtics.
- Coach L's family was originally from Spain and his grandfather was raised in Cuba. The family made Larrañaga Cigars.
- Coach L's father had a love for the open road, a trait he passed on to his son, who has a love for geography.
- Coach L has been the commissioner and his staff has coached at the Dwyane Wade Fantasy Camp in Miami.
- In Catholic school, Coach L's nun/teacher couldn't pronounce the ñ in Larrañaga, thus the current Lare-uh-nay-guh pronunciation.

ABOUT THE UNIVERSITY OF MIAMI

- Miami is tied for No. 1 in Florida & Top 50 in the nation in the U.S. News & World Report's annual "Best Colleges" rankings.
- Miami, a small, private university with 9,500 undergraduate students, has an 11:1 student to faculty ratio.
- Miami basketball ranks in the Top 10 percent nationally in Academic Progress Rates (APR).
- Miami is ranked No. 3 in the nation for Race/Class Interaction by The Princeton Review. More than 50% of UM students are minorities.
- Six-time NBA All-Star Amar'e Stoudemire took classes at The U to earn his bachelor's degree.
- At UM, more than 50 percent of classes for undergraduates have 16 or fewer students; over 75 percent have 27 or fewer students.

CORAL GABLES AND MIAMI FACTS

The Florida city of Coral Gables, situated just a few miles southwest of Miami, is part of Miami-Dade County. Incorporated in 1925, Coral Gables was created as a fully-planned community by George Merrick, who envisioned an upscale Miami suburb with large elements of Mediterranean-style architecture to highlight the region's Spanish influence. In 1925, roughly simultaneous to the founding of Coral Gables, the city was selected as the home to the University of Miami, which was constructed that year on 240 acres of land just west of U.S. Route 1, approximately two miles south of downtown Coral Gables.

The average temperature in Coral Gables is 75 degrees.

Coral Gables averages 300 days of sunshine per year.

The Venetian Pool, located in Coral Gables, is acclaimed as "the world's most beautiful public swimming pool."

The Biltmore Golf Course in Coral Gables, has been played by Tiger Woods, and by amateur golf lovers Bill Clinton and Will Smith.

Miami has 84 miles of beaches.

Miami is the southernmost major city in the continental U.S.

Miami is the only major city to be founded by a woman - Julia Tuttle.

Miami is the consistently ranked by Dr. Beach's top 10 beaches in the U.S.

Bordered by The Everglades National Park & Biscayne National Park, Miami is the only city in the US that is bordered by two national parks.

Miami is home to 150+ ethnicities and 60+ languages.

Memorable films made in Miami: Scarface, True Lies, 2 Fast 2 Furious, Bad Boys series, Caddyshack, The Bodyguard.

TV shows set/filmed in Miami: Miami Vice, Burn Notice, Dexter, The Golden Girls.

MIAMI'S RECORD WHEN...	2014-15		COACH L	
RECORD	ALL	ACC	AT UM	ACC
All games	21-11	10-8	87-47	41-29
Home	10-6	5-4	46-19	22-13
Away	7-4	5-4	29-21	19-16
Neutral	4-1		12-7	
November	7-0		19-6	
December	3-3		15-9	0-1
January	4-3	4-3	18-11	16-11
February	4-5	4-5	20-14	19-14
March	3-0	2-0	15-7	6-3
Vs. Top 10 opponents	2-2	1-2	4-8	3-7
Vs. Top 25 opponents (includes Top 10)	3-5	1-5	8-19	5-15
Vs. RV opponents (either or both polls)	1-0	1-0	8-2	3-0
Vs. teams over .500 on game day	11-9	7-6	50-40	26-24
Vs. teams under .500 on game day	8-2	3-2	25-6	11-5
Vs. teams at .500 on game day	2-0	0-0	11-1	4-0
While UM is in the top 25	4-4	0-2	20-8	12-5
While UM is RV (only)	7-1	2-0	14-4	4-1
Leading at halftime	12-3	2-3	65-12	27-9
Trailing at halftime	7-7	6-5	18-33	10-19
Tied at halftime	1-1	1-0	5-2	3-1
Single overtime			2-6	1-2
Double overtime	1-1	1-1	3-1	2-1
In overtime games (single+double)	1-1	1-1	5-7	3-3
Leading with 2:00 left in regulation	18-2	8-2	78-6	37-3
Trailing with 2:00 left in regulation	2-9	1-6	7-39	3-25
Tied with 2:00 left in regulation			1-1	0-1
UM shoots 50% or better from field	7-0	2-0	27-2	10-2
UM shoots 40-49% from field	12-4	7-4	51-13	28-10
UM shoots under 40% from field	2-7	1-4	9-32	3-17
Opp. shoots 50% or better from field	1-4	0-2	4-13	2-7
Opp. shoots 40-49% from field	12-6	8-5	40-22	21-14
Opp. shoots under 40% from field	9-1	2-1	44-12	18-8
UM shoots 70% or better from the line	15-6	8-5	49-22	22-15
UM shoots less than 70% from the line	5-5	2-3	37-25	19-13
UM makes more 3-point FGs	16-7	6-5	42-20	22-16
UM makes fewer 3-point FGs	2-3	2-2	29-18	14-11
3-point FGs are even	3-1	2-1	7-2	5-2
Four or more Canes in double figures	7-2	4-2	40-8	18-7
Three Canes score in double figures	9-4	5-2	34-20	18-8
Two or less Canes score in double figures	5-5	1-4	13-19	5-14
UM outrebounds opponent	13-1	6-1	57-16	25-11
Opp. outrebounds UM	6-10	4-7	26-31	15-18
Tied in rebounds	2-0		4-0	1-0
UM records 10 or more steals	4-0	1-0	13-3	4-1
UM records 15 or more assists	9-1	4-1	27-1	14-1
UM commits less than 15 turnovers	18-11	8-8	76-40	36-25
UM commits 15 or more turnovers	1-0		9-2	3-4
UM commits less turnovers than opp.	14-5	7-4	52-19	23-10
UM commits more turnovers than opp.	5-4	2-3	29-18	15-13
Tied in turnovers	2-2	1-1	6-9	3-6
UM scores 59 points or less	2-6	1-4	9-25	5-16
UM scores between 60-69 points	7-2	4-1	25-13	13-5
UM scores between 70-79 points	6-2	1-2	35-8	15-7
UM scores between 80-89 points	5-1	3-1	13-1	5-1
UM scores between 90-99 points	1-0	1-0	5-0	3-0
UM scores 100 or more points			0-0	0-0
Playing during the afternoon	4-5	4-4	29-15	16-11
Playing in the evening (5 p.m. or later)	17-6	6-4	57-31	25-18
Games decided by three points or less	3-3	1-3	10-11	5-9
Games decided by four to 10 points	7-4	5-4	27-19	15-14
Games decided by 11-19 points	4-2	2-0	31-13	12-3
Games decided by more than 20 points	7-2	2-1	19-4	9-3

UM SINCE THE ARRIVAL OF JIM LARRAÑAGA IN 2011

- 2013 ACC Regular Season Champions
- Ranked No. 2/2 - Miami's program high - Feb. 18, 2013
- No. 1 seed at 2013 ACC Tournament
- Won school record 29 games in 2013
- 14-game win streak (tied 1946-47 & 2001-02) from Jan. 2 - Feb. 19, 2013
- 13-0 start in 2013 conference play, topping school-best nine ACC victories, which was set in 2011-12
- Sophomore Shane Larkin selected No. 18 in the 2013 NBA Draft by Atlanta Hawks, then traded to Dallas Mavericks
- All six seniors from 2013-14 championship season earned academic degree from UM: Garrius Adams, Julian Gamble, Reggie Johnson, Kenny Kadji, Trey McKinney Jones, Durand Scott
- Defeated No. 1 Duke, 90-63, on Jan. 23, 2013 in Coral Gables
- Defeated Duke twice within 12 months, at both Cameron Indoor Stadium and the BankUnited Center
- First team to beat Duke and UNC by 20+ points in the same season since Maryland in '74-75 season
- First team to beat Duke and UNC by 25+ points since the start of ACC play in 1953
- Defeated three teams in The Triangle in the same season: UNC, Duke & NC State
- In 2012-13 defeated three teams in the Top 20 for the first time since joining the ACC - the last time was in 1999-00
- Five home sellouts of 7,972 fans vs. Duke, Florida State, North Carolina, Virginia and Clemson
- Ended Duke's 41-game home winning streak, the longest active streak in Division I
- Snapped Duke's 19-game ACC home game winning streak
- Miami's 90 points scored against Duke are the most points scored by an unranked opponent in a regulation win in Cameron Indoor Stadium since NC State's 96 points on Feb. 23, 1983.
- Dealt Duke its last two regular-season losses by 16-or-more points: 27 (90-63) on Jan. 23, 2013 at Miami, and 16 (90-74) on Jan. 13, 2015 at Duke
- Handed Duke the most lopsided loss (16 points) an unranked visitor has handed to a ranked Blue Devil team in the ACC era
- Miami is the only team in the country to beat Duke three times
- Miami is the only team in the country to play Duke multiple times and have a winning record
- Dealt Duke two of its five overall and three ACC losses by 16-plus points
- Scored 90 points against Duke twice
- Won at Cameron Indoor Stadium twice
- Defeated a pair of Top 8 teams in the same season, both on the road: No. 6/7 Florida and No. 4 Duke
- Won two true road games against ranked opponents for the first time since 1998-99: No. 6/7 Florida and No. 4 Duke
- First team to defeated Duke and Syracuse on the road in the same season since the 1983-84 season (UNC).

AWARDS

- 2013 Coach of the Year - Jim Larrañaga
- 2013 Naismith Coach of the Year - Jim Larrañaga
- 2013 ACC Coach of the Year - Jim Larrañaga
- 2013 Henry Iba National Coach of the Year - Jim Larrañaga
- 2013 Adolph Rupp Cup Coach of the Year - Jim Larrañaga
- 2013 ACC Player of the Year (Coaches) - Shane Larkin
- 2013 ACC Defensive Player of the Year - Durand Scott
- Nine All-ACC selections: Shane Larkin 1st team, Kenny Kadji 2nd team & 3rd team, Scott H.M. (twice), Rion Brown 3rd team, Tonye Jekiri H.M., Sheldon McClellan H.M., Angel Rodriguez H.M.
- Four All-ACC Defensive Team players: Shane Larkin, Durand Scott, Julian Gamble, Tonye Jekiri
- 2012 ACC All-Rookie Team - Shane Larkin
- 2013 ACC All-Academic Team - Raphael Akpejori, 2014 ACC All-Academic Team - Davon Reed
- 2013 ACC Tournament MVP - Shane Larkin
- Four ACC All-Tournament team nods: Shane Larkin (1st), Durand Scott (1st), Julian Gamble (2nd), Trey McKinney Jones (2nd)
- Seven ACC Player of the Week awards: Reggie Johnson (2012), Durand Scott (2012 & 2013), Shane Larkin (2013), Angel Rodriguez (2014) and Sheldon McClellan (2014).
- One ACC Rookie of the Week: Shane Larkin (2012)
- NABC Honors Court: Raphael Akpejori
- ACC Academic Honor Roll: Raphael Akpejori, Justin Heller, Donnavan Kirk.

COACH LARRAÑAGA'S MILESTONE VICTORIES

Victory	Date	Opponent	Score	School
50	02/10/88	Miami (Ohio)	65-59	Bowling Green
100	02/23/91	Kent State	84-57	Bowling Green
150	12/22/94	at Ohio State	59-50	Bowling Green
200	12/27/97	Northeastern	66-60	George Mason
250	12/20/00	Coastal Carolina	81-65	George Mason
300	12/02/03	East Carolina	76-65	George Mason
350	01/26/06	William & Mary	81-58	George Mason
400	02/27/08	William & Mary	68-59	George Mason
450	12/08/10	Loyola (Md.)	66-52	George Mason
500	01/05/12	at Georgia Tech	62-49	Miami
550	01/24/15	at Syracuse	66-62	Miami



HEAD COACH JIM LARRAÑAGA

Fourth Season | Providence, 1971

Hometown: The Bronx, N.Y. | Head Coach: American International, 1977-79 | Bowling Green, 1986-97 | George Mason, 1997-2011 | Miami, 2011-present

LARRAÑAGA'S CAREER

Head Coach

2011-pres. Miami
1997-2011 George Mason
1986-97 Bowling Green
1977-79 American International

Assistant

1979-86 Virginia
1971-76 Davidson

Player / Coach

1977 Geronemo Basketball Club (Belgium)

EDUCATION

Providence College, 1971, B.A. Economics
Archbishop Malloy High School, 1967

NCAA APPEARANCES

1999 - George Mason
2001 - George Mason
2006 - George Mason (Final Four)
2008 - George Mason
2011 - George Mason
2013 - Miami (Sweet 16)

NIT APPEARANCES

1990 - Bowling Green
1991 - Bowling Green
1997 - Bowling Green
2002 - George Mason
2004 - George Mason
2009 - George Mason
2012 - Miami

PLAYING CAREER

Geronemo Basketball Club (Belgium) 1976-77
Providence College, 1967-71
Archbishop Molloy, 1963-67

MISCELLANEOUS

AP, Naismith, Henry Iba Coach of the Year, 2013
ACC Coach of the Year, 2013
Clair Bee Coach of the Year, 2006
CAA Coach of the Year, 2011, 1999

PERSONAL

Born: Oct. 2, 1949 Hometown: The Bronx, N.Y.
Wife: Liz Sons: Jay and Jon

Jim Larrañaga was named the 12th head coach of the University of Miami men's basketball program on April 22, 2011.

After leading UM to the 2013 NCAA Sweet 16, and winning the school's first ACC regular season and tournament championships, Larrañaga was honored as the, Naismith, USBWA Henry Iba and ACC Coach of the Year. The Bronx native helped Miami to a No. 2 national ranking by both the and USA TODAY, and a No. 2 seed in the NCAA tournament. He is the 10th coach in the last 10 years to lead two top-10 programs, as Miami was No. 2 on Feb. 18, 2013, and George Mason was No. 8 in the final Top 25 poll in 2006.

Larrañaga directed the Canes to a 27-point win over No. 1 Duke and three other 20+ point wins over ACC opponents that season, including North Carolina (+26), Florida State (+24) and Boston College (+22). UM's 29 overall and 15 ACC wins in 2012-13 were program-bests, as was the 14-game winning streak and 13-0 start in conference play. Other program firsts include defeating all three teams in the North Carolina Triangle in the same season, beating a trio of teams in the Top 20 since joining the ACC and hosting five home sellouts at the BankUnited Center.

Individually, Coach L saw Shane Larkin earn the ACC Player of the Year and Lute Olson National Player of the Year awards, as well as All-American status and finalist nods for the Bob Cousy, John Wooden and James Naismith player of the year honors before declaring early for the 2013 NBA Draft. Larkin was also the ACC Tournament MVP, on the All-ACC Defensive team and a defensive All-American. Durand Scott was the ACC Defensive Player of the Year, three players — Larkin, Scott and Kenny Kadji — were listed on all-conference teams and four were on the ACC All-Tournament Team — Larkin, Scott, Julian Gamble and Trey McKinney Jones. All six seniors on the Sweet 16 team earned academic degrees from the University of Miami and one player was listed on the All-ACC Academic Team.

Larrañaga came to Miami after serving as the head coach at George Mason for 14 seasons. He guided that program to five NCAA Tournament appearances (1999, 2001, 2006, 2008, 2011) - including an unprecedented run to the 2006 Final Four that captured the nation's attention, defeating Michigan State, North Carolina, Wichita State and UConn along the way. Following that run, he was selected the 2006 Clair Bee Coach of the Year. Larrañaga built the GMU Patriots' program into a perennial contender in the highly-regarded Colonial Athletic Association, winning more games (273) than any other coach in program and conference history en route to three conference titles

LARRAÑAGA'S CAREER RECORDS

School	Years	Overall	Conference
American International	1977-1979	27-26	none
Bowling Green	1986-1997	170-144	101-85
George Mason	1997-2011	273-164	165-79
Miami	2011-pres.	87-47	41 Total
Rebounds	11	317.0	

COACH JIM LARRAÑAGA AT A GLANCE

2013 Coach of the Year	2013 Naismith Coach of the Year
2006 Clair Bee Coach of the Year	2013 Henry Iba Coach of the Year
2013 ACC Coach of the Year	2013 Adolph Rupp Cup Coach of the Year
2013 NABC All-District II Coach	2013 USBWA District IV Coach of the Year
2001 & 1999 CAA Coach of the Year	Six NCAA tournament appearances
1999 CAA Coach of the Year	2013, 2011, 2008, 2006, 2001, 1999
1997 MAC Coach of the Year	Seven postseason NIT appearances
Eight 20-win seasons	2012, '09, '04, '02, '97, '91, '90

Coached Shane Larkin - ACC Player of the Year, ACC Tournament MVP, USBWA All-District, Sporting News All-American, finalist for Cousy, Naismith & Wooden awards, All-ACC First Team and All-ACC Defensive Team

Coached Durand Scott - ACC Defensive Player of the Year, ACC Tournament First Team, All-ACC Third Team

Coached George Evans, who was a three-time CAA Player of the Year, the CAA Rookie of the Year, a three-time CAA Defensive Player of the Year and on the CAA All-Defensive Team three times.

Nine All-Atlantic Coast Conference selections

Four ACC All-Tournament team selections

Three coaches and three media ACC All-Defensive Team selections *not including 2015 Coaches

28 All-Colonial Athletic Conference selections

Three All-America players

Nine CAA All-Defensive Team selections

Eight CAA All-Rookie Team selections

Three Dean Ehlers Award winners - given to the CAA player who best meets the criteria of academic achievement, leadership and community service.

12 All-MAC Conference selections

Coached Antonio Daniels - MAC Player of the Year and MAC Freshman of the Year

Two MAC Freshman of the Year selections

Four MAC All-Freshman Team selections

LARRAÑAGA YEAR-BY-YEAR

Year	School	Overall W-L	Conference W-L	Finish	Post-Season
1977-78	American International	14-13			
1978-79	American International	13-13			
1986-87	Bowling Green	15-14	10-6	3	
1987-88	Bowling Green	12-16	7-9	t-5	
1988-89	Bowling Green	13-15	6-10	t-6	
1989-90	Bowling Green	18-11	9-7	t-3	NIT 0-1
1990-91	Bowling Green	17-13	9-7	t-4	NIT 0-1
1991-92	Bowling Green	14-15	8-8	5	
1992-93	Bowling Green	11-16	8-10	t-6	
1993-94	Bowling Green	18-10	12-6	t-2	
1994-95	Bowling Green	16-11	10-8	t-5	
1995-96	Bowling Green	14-13	9-9	t-6	
1996-97	Bowling Green	22-10	13-5	t-1	NIT 0-1
1997-98	George Mason	9-18	6-10	6	
1998-99	George Mason	19-11	13-3	1	NCAA 0-1
1999-00	George Mason	19-11	12-4	t-1	
2000-01	George Mason	18-12	11-5	3	NCAA 0-1
2001-02	George Mason	19-10	13-5	2	NIT 0-1
2002-03	George Mason	16-12	11-7	4	
2003-04	George Mason	23-10	12-6	3	NIT 2-1
2004-05	George Mason	16-13	10-8	6	
2005-06	George Mason	27-8	15-3	t-1	NCAA 4-1
2006-07	George Mason	18-15	9-9	5	
2007-08	George Mason	23-11	12-6	2	NCAA 0-1
2008-09	George Mason	22-11	13-5	2	NIT 0-1
2009-10	George Mason	17-15	12-6	4	CIT 0-1
2010-11	George Mason	27-7	16-2	1	NCAA 1-1
2011-12	Miami	20-13	9-7	t-4	NIT 1-1
2012-13	Miami	29-7	15-3	1	NCAA 2-1
2013-14	Miami	17-16	7-11	10	
2014-15	Miami	21-11	10-8	6	
Overall		557-381	307-193		10-14

(1999, 2001, 2008). A two-time CAA Coach of the Year honoree, Larrañaga earned the accolade in 2011, leading the Patriots to a 27-7 overall record and 16-2 conference mark en route to the CAA regular-season title and their fifth NCAA Tournament appearance under his leadership. Seeded a program-best eighth in the NCAA Tournament, George Mason rallied from a double-digit deficit to defeat ninth-seeded Villanova, 61-57, before falling to overall No. 1 seed Ohio State in the third round. In 2006, Larrañaga became the first coach at a mid-major school to take his team to the Final Four in 27 years and earned an at-large berth for a CAA team for the first time in 20 years. Along the way, he led Miami to a school record in wins, the school's first national ranking, George Mason's first appearance in the Top 10 and the school's first wins over Top 10 teams.

With 29 years of head coaching experience, the native of The Bronx, N.Y., previously served as the head coach at Bowling Green for 11 seasons (1986-1997) and at Division II American International for two seasons (1977-79). His first coaching opportunity came at Davidson College, where he served as an assistant coach to Terry Holland. Davidson captured three Southern Conference regular-season championships and an NIT berth in his five years there, and he compiled a 47-12 record doubling as the freshman team coach. In 1976, he left Davidson and spent one season as player-coach for the Geronemo Basketball Club in Belgium. A 1971 graduate of Providence College with a degree in economics, Larrañaga was a four-year letterman for the Friars. As the team captain in his senior season, he led Providence to a 20-8 record and an NIT appearance. He graduated as the school's fifth all-time leading scorer with 1,258 points and was selected in the sixth round of the draft by the Detroit Pistons of the National Basketball Association. He was the team's top scorer as a sophomore and junior and was named New England's Division I Sophomore of the Year in 1969. He was inducted into the Providence College Hall of Fame in 1991.

Larrañaga, 65, and his wife, Liz, have two sons - Jay, who played for his father at Bowling Green and is an assistant coach with the Boston Celtics, and Jon, who was a member of his father's George Mason teams from 1999-2003 - and four grandchildren.

MIAMI RECORDS IN ACC TOURNAMENT

POINTS SCORED

32 Durand Scott vs. NC State, 3/16/13

FIELD GOALS MADE

12 Durand Scott vs. NC State, 3/16/13

FIELD GOAL ATTEMPTS

19 Guillermo Diaz vs. Duke, 2006

FIELD GOAL PERCENTAGE

(Min. 5 Made)

1.000 (6-6) Reggie Johnson vs. Wake Forest, 2010

3-POINT FIELD GOALS MADE

6 Trey McKinney Jones vs. UNC, 3/17/13

3-POINT FIELD GOALS ATTEMPTED

11 Adrian Thomas vs. North Carolina, 2011

11 Malcolm Grant vs. Virginia, 2011

11 Jack McClinton vs. Virginia Tech, 2008

3-POINT FIELD GOAL PERCENTAGE

(Min. 4 Made)

.667 (6-9) Trey McKinney Jones vs. UNC, 3/17/13

FREE-THROWS MADE

10 Anthony King vs. Duke, 2006

10 Guillermo Diaz vs. Virginia, 2005

FREE-THROWS ATTEMPTED

12 Anthony King vs. Duke, 2006

12 Guillermo Diaz vs. Virginia, 2005

FREE-THROW PERCENTAGE

1.000 (8-8) Shane Larkin vs. UNC, 3/17/13

1.000 (8-8) James Dews vs. NC State, 2008

REBOUNDS

14 Anthony King vs. Virginia, 2005

ASSISTS

7 Shane Larkin vs. UNC, 3/17/13

7 Malcolm Grant vs. Virginia, 2011

7 Lance Hurdle vs. Virginia Tech, 2009

STEALS

5 Jack McClinton v. NC State, 2008

BLOCKED SHOTS

5 Jimmy Graham vs. Maryland, 2007

OPPONENT RECORDS IN ACC TOURNAMENT

POINTS SCORED

32 Tyrese Rice (Boston College), 2007

32 J.R. Reynolds (Virginia), 2005

FIELD GOALS MADE

10 J.R. Reynolds (Virginia), 2005

FIELD GOAL ATTEMPTS

17 P.J. Hairston (UNC), 3/17/13

17 J.J. Redick (Duke), 2006

FIELD GOAL PERCENTAGE

.750 (6-8) T.J. Warren (UNC), 3/16/13

3-POINT FIELD GOALS MADE

6 P.J. Hairston (UNC), 3/17/13

6 Scott Wood (NC State) 3/16/13

6 Tyrese Rice (Boston College), 2007

3-POINT FIELD GOALS ATTEMPTED

13 P.J. Hairston (UNC), 3/17/13

3-POINT FIELD GOAL PERCENTAGE

.714 (5-7) J.R. Reynolds (Virginia), 2005

FREE-THROWS MADE

14 Malcolm Delaney (Virginia Tech), 2009

FREE-THROWS ATTEMPTED

15 Malcolm Delaney (Virginia Tech), 2009

15 J.J. Hickson (NC State), 2008

FREE-THROW PERCENTAGE

1.000 (8-8) Luke Loucks (Florida State), 2012

REBOUNDS

14 J.J. Hickson (NC State), 2008

14 Akin Akingbala (Clemson), 2006

ASSISTS

10 Kendall Marshall (North Carolina), 2011

STEALS

4 Lorenzo Brown (NC State), 3/16/13

4 Joe Harris (Virginia), 2011

4 Malcolm Delaney (Virginia Tech), 2010

BLOCKED SHOTS

5 Daniel Miller (Georgia Tech), 2012

5 John Henson (North Carolina), 2011

5 Shelden Williams (Duke), 2006

TEAM RECORDS IN ACC TOURNAMENT

POINTS SCORED

UM 87 vs. North Carolina 3/17/13

Opp. 82 Florida State 3/09/12

FIELD GOALS MADE

UM 30 vs. North Carolina 3/17/13

Opp 30 vs. Wake Forest 3/11/10

Opp 27 North Carolina 3/17/13

FIELD GOAL ATTEMPTS

UM 64 vs. Florida State 3/09/12

Opp 64 vs. Virginia 3/10/11

Opp 64 vs. Virginia 3/10/05

Opp 68 Clemson 3/09/06

FIELD GOAL PERCENTAGE

UM .527 (29-55) vs. Boston College 3/09/07

Opp .500 (25-50) NC State 3/16/13

Opp .500 (21-42) Virginia Tech 3/12/09

3-POINT FIELD GOALS MADE

UM 12 vs. North Carolina 3/17/13

Opp 13 North Carolina 3/17/13

3-POINT FIELD GOALS ATTEMPTED

UM 29 vs. Virginia 3/10/11

Opp 32 Duke 3/10/06

3-POINT FIELD GOAL PERCENTAGE

UM .545 (12-22) vs. North Carolina 3/17/13

Opp .563 (9-16) Florida State 3/09/12

FREE-THROWS MADE

UM 26 vs. NC State 3/13/08

Opp 25 Florida State 3/09/12

FREE-THROWS ATTEMPTED

UM 30 vs. NC State 3/16/13

Opp 30 vs. NC State 3/13/08

Opp 32 Florida State 3/09/12

FREE-THROW PERCENTAGE

UM 1.000 (6-6) vs. Boston College 3/09/07

Opp .867 (26-30) vs. NC State 3/13/08

Opp .909 (10-11) North Carolina 3/17/13

REBOUNDS

UM 47 vs. Virginia 3/10/05

Opp 51 Virginia Tech 3/14/08

ASSISTS

UM 14 vs. Wake Forest 3/11/10

Opp 14 vs. Duke 3/10/06

Opp 17 NC State 3/13/14

Opp 17 North Carolina 3/11/11

Opp 17 North Carolina 3/17/13

STEALS

UM 12 vs. North Carolina 3/11/11

Opp 13 Virginia Tech 3/12/10

BLOCKED SHOTS

UM 7 vs. Maryland 3/08/07

Opp 8 Florida State 3/09/12

2013 ACC TOURNAMENT CHAMPIONS

First Round, Thursday, March 14

#8 Boston College 84, #9 Georgia Tech 64

#5 NC State 80, #12 Virginia Tech 63

#7 Maryland 75, #10 Wake Forest 62

#6 Florida State 73, #11 Clemson 69

Quarterfinals, Friday, March 15

#1 Miami 69, #8 Boston College 58

#5 NC State 75, #4 Virginia 56

#7 Maryland 83, #2 Duke 74

#3 North Carolina 83, #6 Florida State 62

Semifinals, Saturday, March 16

#1 Miami 81, #5 NC State 71

#3 North Carolina 79, #7 Maryland 76

Finals, Sunday, March 17

#1 Miami 87, #3 North Carolina 77

RECAPPING THE 2013 ACC TOURNAMENT AND CHAMPIONSHIP GAME

ACC ALL-TOURNAMENT TEAMS AND MVP

Shane Larkin was named the ACC Tournament MVP while Durand Scott was listed on the first team and Trey McKinney Jones and Julian Gamble were on the second team.

Larkin averaged 23.7 points, 5.0 rebounds, 5.0 assists and 2.3 steals while shooting 51.1 percent from the field, 45.0 percent from distance and 88.9 percent at the line. Scott averaged 15.7 points, 2.7 rebounds, 2.0 assists. Gamble posted 8.3 ppg, 5.0 rpg and 1.7 bpg while McKinney Jones put up 11.7 ppg, hitting eight shots from distance.

CHAMPIONSHIP VS. NORTH CAROLINA - GAME RECAP

Miami claimed its first conference tournament championship in school history ... Miami became the first school since 1974 to win the ACC outright regular-season and tournament titles in the same season. Miami is also the first ACC school outside of the state of North Carolina to do so ... Shane Larkin was named the ACC All-Tournament MVP ... Larkin and Durand Scott were named to the ACC All-Tournament first team, while Julian Gamble and Trey McKinney Jones were named to the second team ... The Hurricanes improve to 5-18 against North Carolina in the all-time series, which dates back to the 1949-50 season. The Canes have defeated UNC three times this season after losing 10 straight games to the Tar Heels ... The Hurricanes shot 54.4 percent from 3-point range and

connected on 12-of-22 3-point attempts, breaking their previous ACC Tournament mark of 10 (recorded against Florida State on March 9, 2012) ... Miami shot 75 percent from the free throw line and has now posted back-to-back games shooting over 70 percent from the free throw line ... Shane Larkin scored a career-high 28 points, surpassing his previous mark of 27 against Jacksonville on Nov. 16, 2012 ... Larkin now has three straight 20-point performances. He has reached double figures in nine consecutive games, and has scored in double figures in all five games played in the tournament (12, 16, 20, 23, 28) ... Trey McKinney Jones recorded a career-high 20 points, as well as connecting on a career-high six 3-pointers. His previous career high was 18 points (and five 3-pointers) against Michigan State on Nov. 28, 2012 ... Rion Brown who finished the game with 12 points and recorded his highest point total since scoring 10 points vs. Virginia on Feb. 19. Brown has scored in double digits five times this year, including two straight games against BC on Feb. 5 and UNC on Feb. 9 ... Brown, who shot 60 percent from the field for the game, has shot better than 43 percent from the field eight times, including 81.8 percent (9-11) at Georgia Tech ... Four Hurricanes finished the game with double digit scoring, Shane Larkin (28), Trey McKinney Jones (20), Rion Brown (12) and Julian Gamble (11).

RECAPPING MIAMI AT DUKE, JAN. 13, 2015

* With Miami's 16-point win at Cameron on Jan. 13, UM ended Duke's 41-game home winning streak, the longest active streak in Division I. The last team to defeat Duke at home was North Carolina on March 3, 2012, with an 18-point victory.

* Miami also snapped Duke's 19-game ACC home game winning streak.

* According to the Associated Press, Duke's loss to unranked Miami marked just the seventh home loss the Blue Devils have sustained in the last 242 games against unranked teams.

* Miami's 90 points scored against Duke are the most points scored by an unranked opponent in a regulation win in Cameron Indoor Stadium since NC State's 96 points on Feb. 23, 1983.

* Miami has dealt Duke its last two regular-season losses by 16-or-more points: 27 (90-63) on Jan. 23, 2013 at Miami, and 16 (90-74) on Jan. 13, 2015 at Duke.

* In a span of six days, Miami's men's and women's basketball teams both beat teams ranked No. 4 in the country with the men defeating Duke by 16 points, and the women taking down Notre Dame by 15 points. Miami and North Carolina are the only schools in the country with wins over top five teams in men's and women's basketball this season. Miami is the only one with wins over a top four team in both.

With back-to-back wins over Duke by NC State and Miami ...

* Duke was beaten in back-to-back regular season games for the first time since 2009 (Feb. 11, 101-87 to UNC; Feb. 15, 80-74 to Boston College).

* Duke was defeated in back-to-back games by 12+ for the first time since 1995-96 (March 8, 82-69 to Maryland; March 14, 75-40 to Eastern Michigan).

* Coach K lost consecutive conference games by 12+ for the first time since 1982-83. That same season, Duke lost its last two games by 12+ points, including a 43-point loss in the ACC Tournament to No. 2 Virginia, where Coach Jim Larrañaga was an assistant coach.

Miami's 16-point win over Duke ...

* is the most lopsided loss an unranked visitor has handed to a ranked Duke team in the ACC era.

* is the third time in the past 25 years Duke has lost a home game by more than 16 points. The other two were 88-70 vs. UNC on March 3, 2012 and 77-60 vs. NC State on Jan. 18, 1995.

* is the Blue Devils' worst defeat since the 18-point loss to Louisville on March 31, 2013 in the NCAA Tournament.

* is the fifth-largest home margin of defeat of Coach K's Duke career. In 526 home games, his worst home losses are: 24 to D. Smith ('83), 20 to D. Smith ('89), 18 to R. Williams ('12), 17 to Valvano ('83), 16 to Larrañaga ('15).

Since Coach L's arrival at Miami in 2011-12 ...

* Miami is the only team in the country to beat Duke three times.

* Miami is the only team in the country to play Duke multiple times and have a winning record.

* Duke has five losses by 16-plus - two of them are to Miami.

* Duke is 1-4 when allowing its opponent to score 90 points. Miami has two of those victories: 27 (90-63) on Jan. 23, 2013 at Miami, and 16 (90-74) on Jan. 13, 2015 at Duke. Syracuse and Kansas also won by scoring 90 points, both in 2013-14.

* In Miami's eight wins over ranked teams, the Canes have outscored their opponents by 10.4 points per game (621-538).

* Miami is the only ACC school with three wins over Duke and one of five ACC schools with multiple wins over the Blue Devils.

* Miami is the only ACC school with a winning record over Duke after playing multiple games. (ND is 1-0).

Since 2009-10 (Duke's last national championship year) ...

* Miami is the only team to win at Cameron Indoor Stadium twice.

* Duke has lost four home games - half of them are to Miami.

* Duke has three ACC losses by 16-plus points - two of them are to Miami.

With wins over No. 6/7 Florida and No. 4 Duke ...

* Miami has defeated a pair of Top 8 teams in the same season, both on the road.

* Miami has won two true road games against ranked opponents for the first time since 1998-99, when the Canes downed No. 9/10 St. John's 73-70, No. 18/17 Syracuse 76-63 and No. 2 Connecticut 73-71, all on their home courts.

Team Notes

* Miami's win over Duke marked its second win on the road over a Top 10 opponent. Earlier this season, Miami defeated then No. 8/7 Florida.

* The Hurricanes' win over No. 4 Duke is the highest ranked opponent Miami has defeated on the road since its 73-71 win over No. 2 Connecticut.

* Since the arrival of Jim Larrañaga at Miami, the Hurricanes have posted a 3-2 mark against Duke, earning three of UM's five all-time wins against the Blue Devils.

* Miami has outscored Duke 380-357 in those five games. The Canes have made 46.1 percent (135-293) of their shots while the Blue Devils have hit only 40.4 percent (127-314). From distance, Miami is 34-93 (36.6%) and Duke is 38-123 (30.9%). The Canes have out-rebounded Duke 196-194 and scored more points in the paint (164-152).

5 games	Points	FG%	3FG%	Reb	Points in Paint
Miami	380	46.1 (135-293)	36.6 (34-93)	196	164
Duke	357	40.4 (127-314)	30.9 (38-123)	194	152

* In the three games played at Cameron Indoor Stadium, Miami has outscored Duke 244-227. Unranked Miami defeated the No. 7/5 Blue Devils 78-74 in overtime in 2012, fell 79-76 to No. 3/3 Duke in 2013, when Miami was ranked No. 6/7, and defeated No. 4 Duke 90-74 in 2015. In those three games, there were 28 lead changes and 23 times the score was tied.

* Miami's 90 points against Duke were a season high. The Hurricanes' 56 second-half points were the most points Miami has scored in one half of play all year.

* Miami's matchup with Duke marked the Canes' third Top 10 opponent it has faced this season (No. 7 Florida, No. 3 Virginia and No. 4 Duke).

* With the win, Miami improved to 4-7 in ACC road openers since joining the league in 2004-05. They also hold a 3-5 mark against ranked teams in ACC road openers.

* Miami led by as many as 20 points with 1:09 remaining in the game.

* The Hurricanes outrebounded the Blue Devils by a 41-31 count and held a 51.8-43.9 shooting advantage.

* Miami scored 90 points for the fifth time in Coach L's UM career, and the third time in ACC play.

* The Canes shot 51.8 percent from the field and 50.0 percent (10-20) from three in the game, the sixth time this season Miami has hit more than 50 percent of its shots.

* UM scored 56 points (66.7 FG%) in the second half against the Blue Devils, a team that only allows opponents 62.7 points per game, on the average.

Player Notes

* Angel Rodriguez scored a game-high 24 points on 8-of-15 shooting. He fell just one point shy of his career-best point total of 25 points, which he set earlier this year against Virginia.

* Rodriguez scored in double figures for the 13th time this season and the fifth-consecutive game.

* Rodriguez also scored 20-or-more points for the third time this season.

* Manu Lecomte finished with a career-high 23 points on 5-of-10 shooting from the field.

* Lecomte finished in double figures for the ninth time this season.

* Sheldon McClellan also scored in double figures as he finished with 14 points. McClellan has scored in double figures in 13 straight games. He has scored in double figures in 14 games this season.

* Tonye Jekiri finished the game with a team-high 10 rebounds. Jekiri has pulled down 10-or-more rebounds in eight games this season, including the last three games.

Head Coach Jim Larrañaga Notes

* Coach Jim Larrañaga is two wins away from 550 career victories and one win away from 300 conference victories. He started the 2014-15 season with a 536-370 overall and 297-185 conference record in 30 years as a head coach.

* Larrañaga has a 548-374 overall record in his 31st season as a head coach, one of five ACC coaches with 500+ wins.

* He is 78-40 in his third season at the University of Miami, with a 33-22 mark in ACC play.

* Miami improved to 3-2 against Duke since the arrival of Coach Jim Larrañaga in 2011-12. Miami has outscored Duke 380-357 in those five games. Larrañaga has three of UM's five all-time wins against the Blue Devils.

MIAMI HIGHS Points90, at Duke, 1/13 Points/Half56 (2nd), at Duke, 1/13 Field Goals Made32, vs. Akron, 11/21 Field Goal Att.68, vs. Virginia, 1/3 Field Goal Pct.59.3, vs. Akron, 11/21 3-Point FG Made15, at Virginia Tech, 3/7 3-Point FG Att.30, vs. Illinois, 12/2 Free Throws Made31, vs. Florida State, 2/25 Free Throw Att.38, vs. Florida State, 2/25 Rebounds44, vs. Illinois, 12/2 Assists21 (2x) last vs. Virginia Tech, 2/18 Steals12 (3x) last at Duke, 1/13 Blocks8, vs. South Alabama, 11/28 Turnovers14, vs. Eastern Kentucky, 12/19 Bench Points34, vs. South Alabama, 11/28 Victory Margin35, vs. Howard, 11/14	OPPONENT HIGHS Points89, Virginia, 1/3 Points/Half54 (2nd), South Alabama, 11/28 Field Goals Made32, South Alabama, 11/28 Field Goal Att.79, South Alabama, 11/28 Field Goal Pct.56.8, Georgia Tech, 1/28 3-Point FG Made14, Eastern Kentucky, 12/19 3-Point FG Att.30, Illinois, 12/2 Free Throws Made27, Virginia, 1/3 Free Throw Att.39, Virginia, 1/3 Rebounds46, Green Bay, 12/6 Assists19 (2x) last Boston College, 2/16 Steals10, Howard, 11/14 Blocks8, at Louisville, 2/21 Turnovers19 (2x) last Savannah State, 12/8 Bench Points36, Virginia Tech, 3/7 Victory Margin28, Eastern Kentucky, 12/19	MIAMI LOWS Points44, vs. Eastern Kentucky, 12/19 Points/Half18 (2nd), at Florida State, 2/1 Field Goals Made12, vs. Eastern Kentucky, 12/19 Field Goal Att.41 (2x) last vs. Eastern Kentucky, 12/19 Field Goal Pct.29.3, vs. Eastern Kentucky, 12/19 3-Point FG Made4, vs. Florida State, 2/25 3-Point FG Att.12, at Pittsburgh, 3/4 Free Throws Made5 (3x) last at Louisville, 2/21 Free Throw Att.6, vs. Drexel, 11/20 Rebounds22, at Florida State, 2/1 Assists8, vs. Louisville, 2/3 Steals2, vs. Charleston, 12/30 Blocks0 (2x) last at Wake Forest, 2/11 Turnovers5 (2x) last vs. Boston College, 1/10 Bench Points5, vs. Florida State, 2/25 Victory Margin2, at Florida, 11/17	OPPONENT LOWS Points39, Savannah State, 12/8 Points/Half12 (1st), Charleston, 12/30 Field Goals Made15, Savannah State, 12/8 Field Goal Att.41, at Florida State, 2/1 Field Goal Pct.28.6, Howard, 11/14 3-Point FG Made2 (3x) last Georgia Tech, 1/28 3-Point FG Att.9, at Florida State, 2/1 Free Throws Made0, Clemson, 2/8 Free Throw Att.4 (2x) last NC State, 1/22 Rebounds24 (2x) last Savannah State, 12/8 Assists5, Howard, 11/14 Steals0, Virginia Tech, 3/7 Blocks0 (2x) last at Wake Forest, 2/11 Turnovers6 (2x) last Boston College, 1/10 Bench Points0, Louisville, 2/3 Victory Margin1, at Florida State, 2/1
	MIAMI INDIVIDUAL HIGHS Points31, Sheldon McClellan, at Charlotte, 11/25 Field Goals Made11, Sheldon McClellan, at Charlotte, 11/25 Field Goal Attempts22, Angel Rodriguez, vs. Virginia, 1/3 3-Point FG Made5 (5x) last James Palmer and Manu Lecomte at VI, 3/7 3-Point FG Attempts10 (2x) last Deandre Burnett, vs. Illinois, 12/2 Free Throws Made10 (2x) last Manu Lecomte, at Duke, 1/13 Free Throw Attempts12 (2x), last Angel Rodriguez, vs. Florida State, 2/25 Rebounds17, Tonye Jekiri, vs. Clemson, 2/8 Assists9, Angel Rodriguez, vs. Akron, 11/21 Blocks5 (2x), Tonye Jekiri, last vs. Clemson, 2/8	OPPONENT INDIVIDUAL HIGHS Points35, Xavier Rathan-Mayes, vs. Florida State, 2/25 Field Goals Made13, Olivier Hanlan, at Boston College, 2/16 Field Goal Attempts26, Olivier Hanlan, at Boston College, 2/16 3-Point FG Made6 (2x), last Xavier Rathan-Mayes, vs. Florida State, 2/25 3-Point FG Attempts12, Olivier Hanlan, at Boston College, 2/16 Free Throws Made11, London Perrantes, Virginia, 1/3 Free Throw Attempts12, London Perrantes, Virginia, 1/3 Rebounds15, Jahlil Okafor, at Duke, 1/13 Assists13, Kris Dunn, Providence, 12/22 Blocks5, Carson Desrosiers, Providence, 12/22	

THE LAST TIME ...			
Player Scored 30 Points	Miami	Sheldon McClellan (31), at Charlotte, 11/25/14	
	Opponent	Xavier Rathan-Mayes (35) Florida State, 2/25/15	
Player Scored 35 Points	Miami	Jack McClinton (35) vs. North Carolina, 3/15/09	
	Opponent	Xavier Rathan-Mayes (35) Florida State, 2/25/15	
Player Scored 40 Points	Miami	Darius Rice (43) vs. Connecticut, 1/20/03	
	Opponent	Sean Singletary (41), Virginia, 3/1/08	
Two Players Scored 20 Points	Miami	Angel Rodriguez (24), Manu Lecomte (23), at Duke, 1/13/15	
	Opponent	T.J. Warren (24), Ralston Turner (22), NC State, 3/13/14	
Three Players Scored 20 Points	Miami	Dwayne Collins (23), Brian Asbury (21), Jack McClinton (20) vs. Virginia Tech, 1/25/09	
	Opponent	Travis Mays (40), Alvin Heggis (22), Lance Blanks (21), Texas, 2/22/89	
Five Players Scored in Double Figures	Miami	Sheldon McClellan (24), Davon Reed (19), Deandre Burnett (13)	
	Opponent	Tonye Jekiri (12), Manu Lecomte (10) at Boston College, 2/16/15	
Six Players Scored in Double Figures	Miami	Olivier Hanlan (32), Patrick Heckman (13), Aaron Brown (10)	
	Opponent	Dennis Clifford (10), Will Magarity (10) at Boston College, 2/16/15	
Player Grabbed 15 Rebounds	Miami	James Kelly (17), Donnavan Kirk (15), Rion Brown (13), Manu Lecomte (12),	
	Opponent	Davon Reed (11), Garrius Adams (10) vs. Texas Southern, 11/14/13	
Two Players Grabbed 10 Rebounds	Miami	Tonye Jekiri (15) at Louisville, 2/21/15	
	Opponent	Jahlil Okafor (15), at Duke, 1/13/15	
Three Players Grabbed 10 Rebounds	Miami	Mark Richardson (11), Eric Brown (10), Joe Wylie (10) vs. FIU, 3/6/89	
	Opponent	Matt Harpring (12), Dion Glover (10), Michael Maddox (10), Georgia Tech, 12/2/7/97	
Player Had 10 Assists	Miami	Durand Scott (10) vs. North Carolina Central, 11/14/09	
	Opponent	Kris Dunn (13), Providence, 12/22/14	
Player Had 10 Blocks	Miami	Anthony King (10) vs. Florida Atlantic, 11/29/04	
	Opponent	Jarvis Varnado (10), Mississippi State, 12/13/07	
THE LAST TIME A MIAMI FRESHMAN ...			
Scored 26+ Points: Durand Scott, 29, vs. North Carolina, 3/02/10			
Scored 20-25 Points: Deandre Burnett, 21, vs. Green Bay, 12/6/14			
Perfect from Field (5+ att): Reggie Johnson (RS), 8-of-8, vs. Wake Forest, 3/11/10			
Perfect from 3-Point Line: James Palmer, 5-of-5, at Virginia Tech, 3/7/15			
10+ Rebounds: Reggie Johnson (RS), 12, vs. Virginia Tech, 03/12/10			
10+ Assists: Durand Scott, 10, vs. North Carolina Central, 11/14/09			
5-9 Assists: Ja'Quan Newton, 5, at Notre Dame, 1/17/15			
5+ Steals: Shane Larkin, 6, vs. North Carolina, 01/10/12			
4+ Blocks: Raphael Akpejiori, 4, McNeese State, 11/24/10			
Double-Double: Julian Gamble (RS), 13 points, 13 rebounds, North Florida, 12/31/08			

Miami 74, Eckerd 58
11-06-14**Exhibition**
BankUnited Center

Eckerd Player	tot-fg 3-pt					rebounds									
	fg	fga	fg	fga	fta	of	de	tot	pf	tp	a	to	b	s	min
23 STEVENSON, Jerick	f	6	13	2	6	5	9	0	3	3	4	19	0	3	0 0 31
40 DARNELL, Ray	f	3	8	0	0	0	0	6	4	10	1	6	2	3	0 0 30
50 YOUNG, Trevon	c	2	10	0	0	3	4	0	4	4	3	7	0	1	1 1 25
11 MOODY, E.J.	g	5	0	4	2	4	1	1	2	1	2	4	1	0	1 33
12 ROBERTS, Kendall	g	0	2	0	1	0	0	3	3	4	0	0	0	0	1 21
10 PHILLIPS, Shane	1	2	0	1	0	0	0	0	0	0	3	2	0	2	0 0 6
15 BENEDUCI, Matt	4	5	3	3	1	2	0	1	1	1	12	1	0	0	0 19
20 INGRAM, Keshawn	0	1	0	1	0	0	0	0	0	0	1	0	1	0	0 4
21 WALSH, Kevin	2	2	2	2	0	0	0	0	0	0	6	0	1	0	0 9
24 CARTER, Altavious	1	3	0	1	0	0	1	1	2	1	2	1	1	0	0 11
32 COBB, Brian	1	1	0	0	0	3	0	3	2	2	1	1	0	0	0 11
TEAM						3	2	5							
Totals		20	52	7	19	11	19	23	22	58	9	13	1	4	200
TOTAL FG%	1st Half:	12-27	44.4%	2nd Half:	8-25	32.0%	Game:	38.5%							
3-Pt. FG%	1st Half:	4-9	44.4%	2nd Half:	3-10	30.0%	Game:	36.8%							
F Throw %	1st Half:	2-5	40.0%	2nd Half:	3-14	64.3%	Game:	57.9%							

Miami Player	tot-fg 3-pt					rebounds									
	fg	fga	fg	fga	fta	of	de	tot	pf	tp	a	to	b	s	min
22 Omar Sherman	f	3	8	1	5	3	4	3	1	4	4	10	1	1	3 0 26
02 Joe Thomas	g	1	1	0	0	2	1	4	5	4	2	1	0	1	0 20
10 Sheldon McClellan	g	7	10	3	5	7	10	1	2	3	1	24	3	3	0 33
13 Angel Rodriguez	g	2	6	0	3	7	9	0	3	3	3	11	6	2	0 30
20 Manu Lecomte	g	2	3	1	2	0	0	1	1	1	5	3	0	0	0 19
00 Ja'Quan Newton	2	4	0	0	0	0	1	0	1	2	4	1	1	0	0 15
01 Deandre Burnett	2	5	2	3	2	4	0	3	3	1	8	0	1	0	0 16
12 James Palmer	0	2	0	1	0	0	1	1	0	0	1	0	0	1	0 17
33 Ivan Cruz Uceda	4	6	0	1	2	2	6	8	1	10	0	1	0	1	0 24
TEAM						1	2	3							
Totals		23	45	7	20	21	31	9	23	32	17	16	9	4	200
TOTAL FG%	1st Half:	10-24	41.7%	2nd Half:	13-21	61.9%	Game:	51.1%							
3-Pt. FG%	1st Half:	4-12	33.3%	2nd Half:	3-8	37.5%	Game:	35.0%							
F Throw %	1st Half:	5-6	83.3%	2nd Half:	16-25	64.0%	Game:	67.7%							

Officials: Raymond Styons, Jeff Nichols, Matt Potter

Score by Periods	1st	2nd	Total
Eckerd College	30	28	58
University of Miami	29	45	74

Points in the paint-ECM 22,UM 28. Points off turnovers-ECM 13,UM 19.
2nd chance points-ECM 16,UM 7. Fast break points-ECM 0,UM 13.
Bench points-ECM 24,UM 22. Score tied-6 times. Lead changed-11 times.
Last FG-ECM 2nd-02:41, UM 2nd-00:14.
Largest lead-ECM by 5 1st-05:18, UM by 16 2nd-00:14.
ECM led for 08:28. UM led for 26:27. Game was tied for 04:30.

-/RV Miami 84, Howard 49
11-14-14**Game 1**
BankUnited Center

Howard Player	tot-fg 3-pt					rebounds									
	fg	fga	fg	fga	fta	of	de	tot	pf	tp	a	to	b	s	min
15 COLLINS, Damon	f	4	8	0	0	4	4	3	6	2	12	0	6	0	3 30
33 MILLER, James	f	1	6	0	0	0	0	0	0	3	2	1	0	0	1 18
22 BOYD, Marcel	c	2	3	0	0	0	0	3	1	4	2	4	1	0	0 15
01 CARLTON, James	g	2	10	0	3	0	1	1	4	5	4	1	1	2	0 18
11 DANIEL, James	g	3	15	1	8	3	4	0	1	2	0	1	0	3	0 25
00 MINGO, Dalique	0	2	0	2	0	0	0	0	2	0	0	0	0	0	0 9
04 MADISON, Ausar	0	2	0	1	0	0	0	0	0	2	0	2	1	0	1 13
10 HILL, Keon	0	1	0	0	0	0	0	0	0	0	0	0	1	0	0 4
20 MANGHAM, Solomon	0	4	0	2	0	2	1	1	2	1	0	0	1	0	0 7
21 NORWORTHY, Jared	2	3	1	2	2	6	0	3	3	2	7	0	2	0	0 21
25 BOYOMO, Theodore	1	2	0	0	0	0	1	2	3	1	2	0	0	0	0 9
32 STONE, Tyler	3	4	0	0	2	2	2	3	3	8	0	0	0	1	0 14
44 ELLISON, Oliver	0	3	0	0	0	2	2	4	0	0	0	1	0	0	0 17
TEAM						7	2	9							
Totals		18	63	2	18	11	21	20	23	43	22	49	5	17	3 10200
TOTAL FG%	1st Half:	8-34	23.5%	2nd Half:	10-29	34.5%	Game:	28.0%							
3-Pt. FG%	1st Half:	2-10	20.0%	2nd Half:	0-8	0.0%	Game:	11.1%							
F Throw %	1st Half:	3-7	42.9%	2nd Half:	8-14	57.1%	Game:	52.4%							

Miami Player	tot-fg 3-pt					rebounds									
	fg	fga	fg	fga	fta	of	de	tot	pf	tp	a	to	b	s	min
02 Joe Thomas	f	2	2	0	0	0	1	3	2	5	1	4	0	2	2 1 27
23 Tonye Jekiri	c	2	6	0	0	2	2	5	6	11	5	6	1	1	1 26
10 Sheldon McClellan	g	8	12	0	3	3	4	0	4	4	1	19	2	0	1 25
13 Angel Rodriguez	g	4	11	3	6	7	1	2	3	0	16	3	2	1	0 26
20 Manu Lecomte	g	5	9	3	6	1	1	1	2	4	14	3	1	0	0 21
00 Ja'Quan Newton	1	2	0	0	0	6	0	0	2	8	0	0	0	0	0 16
01 Deandre Burnett	2	11	3	4	4	4	1	3	4	2	9	1	2	0	0 20
11 Mike Fernandez	1	1	0	0	0	0	0	0	0	0	2	0	0	0	0 2
12 James Palmer	2	5	2	5	0	0	0	2	2	1	6	2	2	1	0 18
22 Omar Sherman	0	0	0	0	0	0	1	4	5	3	0	0	0	0	0 17
35 Chris Stowell	0	0	0	0	0	0	0	0	0	1	0	1	0	0	0 2
TEAM						1	6	7							
Totals		27	59	9	23	21	25	13	30	43	20	84	13	5	12200
TOTAL FG%	1st Half:	15-31	48.4%	2nd Half:	12-28	42.9%	Game:	45.8%							
3-Pt. FG%	1st Half:	5-12	41.7%	2nd Half:	4-11	36.4%	Game:	39.1%							
F Throw %	1st Half:	10-13	76.9%	2nd Half:	11-12	91.7%	Game:	84.0%							

Officials: Bill Covington, Dwayne Gladden, William Humes

Attendance: 4544

Score by Periods	1st	2nd	Total
Howard	21	28	49
Miami	45	39	84

Points in the paint-HOW-M 28,UM 32. Points off turnovers-HOW-M 16,UM 21.
2nd chance points-HOW-M 15,UM 15. Fast break points-HOW-M 10,UM 16.
Bench points-HOW-M 17,UM 25. Score tied-0 times. Lead changed-0 times.
Last FG-HOW-M 2nd-00:01, UM 2nd-01:25.
Largest lead-HOW-M None, UM by 37 2nd-02:29.
HOW-M led for 00:00. UM led for 39:26. Game was tied for 00:34.

-/RV Miami 69, 8/7 Florida 67
11-17-14**Game 2**
O'Connell Center

Miami 2-0 Player	tot-fg 3-pt					rebounds									
	fg	fga	fg	fga	fta	of	de	tot	pf	tp	a	to	b	s	min
02 Joe Thomas	f	0	0	0	0	0	0	0	0	0	0	0	0	0	0 10
23 Tonye Jekiri	c	2	4	0	0	4	4	3	5	8	4	8	1	2	3 1 28
10 Sheldon McClellan	g	4	10	0	1	1	3	2	5	7	1	9	5	1	0 39
13 Angel Rodriguez	g	7	14	5	8	5	7	0	2	2	0	24	3	3	0 36
20 Manu Lecomte	g	1	3	1	3	0	0	0	1	1	4	3	1	3	0 22
00 Ja'Quan Newton	2	3	0	0	1	2	0	1	1	0	5	3	1	0	0 12
01 Deandre Burnett	1	2	0	1	0	0	0	0	0	0	2	0	0	0	0 6
12 James Palmer	4	9	2	3	0	0	0	0	0	2	10	0	3	0	0 27
22 Omar Sherman	3	4	1	2	1	1	0	4	4	1	8	1	0	1	0 20
TEAM						2	2	4							
Totals		24	49	9	18	12	17	7	20	27	12	69	14	13	4 200

TOTAL FG% 1st Half: 9-26 34.6% 2nd Half: 15-23 65.2% Game: 49.0%
3-Pt. FG% 1st Half: 2-8 25.0% 2nd Half: 7-10 70.0% Game: 50.0%
F Throw % 1st Half: 1-1 100% 2nd Half: 11-16 68.8% Game: 70.6%

Florida Player	tot-fg 3-pt					rebounds									
	fg	fga	fg	fga	fta	of	de	tot	pf	tp	a	to	b	s	min
30 Kurtz, Jacob	f	3	6	0	0	0	0	3	5	8	4	6	2	2	0 36
21 Horford, Jon	c	5	9	3	6	4	4	0	7	7	2	17	0	2	3 1 31
00 Hill, Kasey	g	1	9	0	1	0	0	1	1	2	3	2	8	2	0 1 33
01 Carter, Eli	g	9	9	3	4	2	2	0	1	1	5	21	2	3	0 1 29
20 Frazier, Michael	g	6	11	1	2	0	0	0	2	2	0	13	1	1	1 2 36
03 Robinson, Devin	1	3	1	3	1	2	0	0	1	1	2	4	1	2	1 2 16
11 Chiozza, Chris	2	3	0	1	0	1	0	0	0	0	1	4	1	1	0 1 19
14 Edwards, Lexx	0	0	0	0	0	0	0	0	0	0	1	0	0	0	0 0+
TEAM						1	2	3							
Totals		26	50	8	17	7	9	5	19	24	18	67	15	13	5 8 200

TOTAL FG% 1st Half: 14-23 60.9% 2nd Half: 12-27 44.4% Game: 52.0%
3-Pt. FG% 1st Half: 3-8 37.5% 2nd Half: 5-9 55.6% Game: 47.1%
F Throw % 1st Half: 2

17/20 Miami 77, Charlotte 74
11-25-14Game 6
Halton Arena, Charlotte, N.C.

Miami 6-0	tot-fg	3-pt	fg	fga	fga	fta	fta	of	de	tot	pf	tp	a	to	b	s	min
Player	fg	fga	fga	fta	fta	of	de	tot	pf	tp	a	to	b	s	min		
02 Joe Thomas	f	0	0	0	0	0	0	0	1	0	1	0	1	0	0	13	
23 Tonye Jekiri	c	2	3	0	0	2	5	13	5	4	1	1	1	0	32		
10 Sheldon McClellan	g	11	17	5	7	4	4	1	10	11	1	31	3	3	0	2	34
13 Angel Rodriguez	g	5	12	4	7	0	1	0	2	2	3	14	6	2	0	1	37
20 Manu Lecomte	g	7	13	4	5	0	0	1	0	1	1	18	1	2	0	1	36
00 Ja'Quan Newton	0	1	0	0	0	0	0	0	0	0	2	0	0	0	0	0	7
12 James Palmer	1	4	0	2	1	2	0	2	2	2	3	0	2	1	0	21	
22 Omar Sherman	3	7	1	2	0	0	1	4	5	2	7	1	0	0	0	20	
TEAM								1	1								
Totals								27	35	17	77	12	11	2	4	200	

TOTAL FG% 1st Half: 15-34 44.1% 2nd Half: 14-23 60.9% Game: 50.9%
 3-Pt. FG% 1st Half: 7-14 50.0% 2nd Half: 7-9 77.8% Game: 60.9%
 F Throw % 1st Half: 1-2 50.0% 2nd Half: 4-7 57.1% Game: 55.6%

Charlotte 3-2	tot-fg	3-pt	fg	fga	fga	fta	fta	of	de	tot	pf	tp	a	to	b	s	min
Player	fg	fga	fga	fta	fta	of	de	tot	pf	tp	a	to	b	s	min		
21 CLAYTON, Willie	f	4	6	0	0	3	6	2	3	5	1	11	0	2	0	1	25
12 THORNE JR., Mike	c	8	11	0	0	3	2	5	0	17	0	0	0	0	0	27	
01 OGBUEZE, Brax	g	4	9	3	7	2	3	0	0	2	13	2	2	0	0	28	
14 WILLIAMS, Terr	g	2	4	0	2	0	0	4	4	3	4	3	0	0	0	28	
15 HENRY, Pierria	g	1	10	0	6	2	2	3	8	11	4	9	2	1	0	36	
02 DORN, Torin	7	12	1	3	2	5	1	2	3	0	17	2	2	0	3	26	
05 WOODS, Keyshawn	6	2	3	0	0	0	1	1	1	8	1	0	0	0	0	19	
11 BENKOVIC, Ivan	0	0	0	0	0	0	0	0	0	0	0	0	0	0	0	6	
20 BLAKLEY, Cameron	0	1	0	1	0	0	2	2	0	0	0	0	0	1	0	5	
TEAM																	
Totals								29	59	6	22	101	9	22	31	11	74

TOTAL FG% 1st Half: 16-28 57.1% 2nd Half: 13-31 41.9% Game: 49.2%
 3-Pt. FG% 1st Half: 4-11 36.4% 2nd Half: 2-11 18.2% Game: 27.3%
 F Throw % 1st Half: 1-4 25.0% 2nd Half: 9-15 60.0% Game: 52.6%

Officials: Bryan Kersey, Karl Hess, Bill Covington Jr.
 Technical fouls: Miami-None. Charlotte-None.
 Attendance: 7163

Score by Periods	1st	2nd	Total
Miami	38	39	77
Charlotte	37	37	74

Points in the paint-UM 24, CHA 44. Points off turnovers-UM 10, CHA 10.
 2nd chance points-UM 9, CHA 12. Fast break points-UM 6, CHA 10.
 Bench points-UM 10, CHA 25. Score tied-0 times. Lead changed-3 times.
 Last FG-UM 2nd-05:20, CHA 2nd-01:04.
 Largest lead-UM by 13 2nd-05:20, CHA by 9 1st-07:36.
 UM led for 21:50. CHA led for 17:54. Game was tied for 00:15.

17/20 Miami 87, South Alabama 75
11-28-14Game 7
BankUnited Center

So. Alabama 1-3	tot-fg	3-pt	fg	fga	fga	fta	fta	of	de	tot	pf	tp	a	to	b	s	min
Player	fg	fga	fga	fta	fta	of	de	tot	pf	tp	a	to	b	s	min		
10 Boyanov, Georgi	f	3	4	1	2	1	2	3	6	2	8	0	1	0	1	22	
24 Ferguson, Dione	f	5	14	0	0	2	3	9	5	14	2	12	1	1	0	0	27
01 Williams, Ken	g	7	19	2	9	0	0	1	3	4	0	16	2	0	1	31	
04 Stevens, Barrington	g	6	12	0	2	0	0	0	3	3	4	12	5	2	0	0	36
22 Brown, John	g	1	5	0	0	0	0	1	0	1	2	3	1	0	2	22	
02 Johnson, Taishawn	5	10	1	3	2	3	0	2	2	5	13	0	0	0	0	20	
05 Lewis, Abdul	4	9	0	1	2	6	3	4	7	2	10	0	1	0	0	22	
20 Whittingham, Tafari	1	5	0	1	0	0	0	1	0	1	2	0	0	0	1	0	9
32 Karaszia, Austin	0	0	0	0	0	0	0	0	0	0	2	0	0	0	0	4	
33 Andjusic, Luka	0	1	0	0	0	0	0	1	1	0	0	0	0	0	0	10	
TEAM								4	4								
Totals								32	79	4	18	7	14	22	21	43	19

TOTAL FG% 1st Half: 10-32 31.3% 2nd Half: 22-47 46.8% Game: 40.5%
 3-Pt. FG% 1st Half: 0-9 0.0% 2nd Half: 4-9 44.4% Game: 22.2%
 F Throw % 1st Half: 1-6 16.7% 2nd Half: 6-8 75.0% Game: 50.0%

Miami 7-0	tot-fg	3-pt	fg	fga	fga	fta	fta	of	de	tot	pf	tp	a	to	b	s	min
Player	fg	fga	fga	fta	fta	of	de	tot	pf	tp	a	to	b	s	min		
02 Joe Thomas	f	1	1	0	0	0	2	1	2	1	2	1	0	0	0	13	
23 Tonye Jekiri	c	4	7	0	0	5	6	2	6	8	3	13	8	2	5	0	30
10 Sheldon McClellan	g	6	6	1	1	4	0	2	2	1	17	2	1	0	0	28	
13 Angel Rodriguez	g	2	7	1	2	2	0	3	3	1	7	1	3	0	2	24	
20 Manu Lecomte	g	3	6	2	3	6	6	1	2	3	14	5	0	0	1	28	
00 Ja'Quan Newton	2	3	0	0	1	2	0	1	1	5	0	1	0	0	1	17	
01 Deandre Burnett	4	9	2	4	0	1	1	2	0	10	0	1	0	1	0	16	
12 James Palmer	3	7	0	3	0	1	2	2	4	0	6	3	0	1	0	23	
22 Omar Sherman	6	11	1	3	0	0	1	6	7	3	13	1	2	1	0	20	
TEAM								3	3								
Totals								31	57	7	16	18	23	5	11	87	21

TOTAL FG% 1st Half: 18-30 60.0% 2nd Half: 13-27 48.1% Game: 54.4%
 3-Pt. FG% 1st Half: 4-7 57.1% 2nd Half: 3-9 33.3% Game: 43.8%
 F Throw % 1st Half: 3-5 60.0% 2nd Half: 15-18 83.3% Game: 78.3%

Officials: Sean Casady, Waly Rutecki, Brian Shey
 Technical fouls: USA-Johnson, Taishawn. Miami-None.
 Attendance: 4267

Score by Periods	1st	2nd	Total
USA	21	54	75
Miami	43	44	87

Points in the paint-USA 40, UM 40. Points off turnovers-USA 6, UM 7.
 2nd chance points-USA 13, UM 12. Fast break points-USA 6, UM 3.
 Bench points-USA 25, UM 34. Score tied-0 times. Lead changed-0 times.
 Last FG-USA 2nd-00:30, UM 2nd-02:02.
 Largest lead-USA None, UM by 24 1st-04:24.
 USA led for 00:00. UM led for 39:10. Game was tied for 00:50.

15 Miami 70, 24/25 Illinois 61
12-02-14Game 8
BankUnited Center

Illinois 6-1	tot-fg	3-pt	fg	fga	fga	fta	fta	of	de	tot	pf	tp	a	to	b	s	min
Player	fg	fga	fga	fta	fta	of	de	tot	pf	tp	a	to	b	s	min		
32 Egwu, Nnanna	c	4	11	0	0	0	0	3	6	9	4	8	0	2	1	0	35
03 Starks, Ahmad	f	1	10	1	7	0	0	1	1	2	3	1	1	0	0	27	
11 Cosby, Aaron	g	1	10	1	6	0	0	2	1	3	4	3	1	0	0	23	
21 Hill, Malcolm	g	5	10	1	3	2	5	2	4	6	2	13	3	3	0	27	
24 Rice, Rayvonte	g	8	16	2	6	4	5	7	12	2	22	1	0	0	0	34	
01 Tate, Jaylon	0	0	0	0	2	0	0	0	0	2	2	1	1	0	0	13	
12 Black, Leron	1	3	0	0	0	0	1	1	2	4	2	0	0	0	0	8	
25 Nunn, Kendrick	3	6	2	5	0	0	4	4	4	0	8	0	0	0	1	29	
31 Colbert, Austin	0	3	0	0	0	0	1	1	2	0	0	0	0	0	0	4	
TEAM								2	3								
Totals								23	69	7	30	8	12	16	28	44	20

TOTAL FG% 1st Half: 9-36 25.0% 2nd Half: 14-33 42.4% Game: 33.3%
 3-Pt. FG% 1st Half: 3-17 17.6% 2nd Half: 4-13 30.8% Game: 23.3%
 F Throw % 1st Half: 3-6 50.0% 2nd Half: 5-6 83.3% Game: 66.7%

Miami 8-0	tot-fg	3-pt	fg	fga	fga	fta	fta	of	de	tot	pf	tp	a	to	b	s	min
Player	fg	fga	fga	fta	fta	of	de	tot	pf	tp	a	to	b	s	min		
02 Joe Thomas	f	0	1	0	0	2	2	0	0	0	2	1	0	0	0	11	
23 Tonye Jekiri	c	3	6	0	0	0	0	3	6	9	4	6	2	1	2	0	29
10 Sheldon McClellan	g	5	10	2	4	2	2	0	8	2	14	2	0	0	0	37	
13 Angel Rodriguez	g	2	9	1	5	4	6	0	6	6	2	9	5	3	0	32	
20 Manu Lecomte	g	4	8	2	5	5	7	2	1	3	15	1	0	0	0	35	
00 Ja'Quan Newton	0	0	0	0	0	0	2	2	2	0	1	0	0	0	0	5	
01 Deandre Burnett	7	16	3	10	2	2	1	7	8	0	19	0	0	0	1	24	
12 James Palmer	0	2	0	1	0	0	0	0	0	0	0	0	0	0	0	9	
22 Omar Sherman	1	6	1	5	2	2	0	1	1	3	5	1	0	0	1	18	
TEAM								3	6								
Totals								22	58	9	30	17	21	10	34	44	20

TOTAL FG% 1st Half: 10-26 38.5% 2nd Half: 12-32 37.5% Game: 37.9%
 3-Pt. FG% 1st Half: 5-14 35.7% 2nd Half: 4-16 25.0% Game: 30.0%
 F Throw % 1st Half: 12-12 100% 2nd Half: 5-9 55.6% Game: 81.0%

Officials: Bill Covington Jr., Mike Eades, Sean Hull
 Attendance: 6086

Score by Periods	1st	2nd	Total
Illinois	24	37	61
Miami	37	33	70

Points in the paint-ILL 26, UM 24. Points off turnovers-ILL 2, UM 9.
 2nd chance points-ILL 21, UM 8. Fast break points-ILL 7, UM 0.
 Bench points-ILL 12, UM 24. Score tied-2 times. Lead changed-1 time.
 Last FG-ILL 2nd-01:08, UM 2nd-02:45.
 Largest lead-ILL by 3 1st-19:37, UM by 13 1st-00:26.
 ILL led for 00:54. UM led for 37:09. Game was tied for 01:57.

Green Bay 68, No. 15 Miami 55
12-06-14Game 10
BankUnited Center

Green Bay 6-2		tot-fg 3-pt					rebounds										
Player		* 1	fg	fga	fga	fta	of	de	tot	pf	tp	a	to	b	s	min	
04 FOUSE, Jordan	*	1	1	0	0	1	2	6	8	3	3	3	1	2	3	34	
12 LOVE, Carrington	*	6	11	1	3	7	8	2	7	9	3	20	3	5	2	4	
15 MAVS, Greg	*	5	12	0	2	2	0	1	1	2	2	10	1	3	0	1	
24 SYKES, Keifer	*	5	15	16	7	8	0	1	7	3	0	18	2	2	0	1	
45 LOVE, Kenneth	* 4	7	0	0	0	0	0	2	7	3	4	8	2	1	0	0	
02 BOTZ, Turner	*	2	0	2	0	0	0	0	0	0	0	0	0	0	0	3	
03 SMALL, Khalil	0	1	0	0	0	0	1	1	2	1	0	1	0	0	0	7	
23 FRANCIS, Daeshon	0	1	0	0	0	0	1	1	2	1	0	0	0	0	0	11	
34 MCKINNIE, Alfonso	2	5	1	1	0	2	1	5	6	5	5	0	0	0	0	12	
50 UWADIAE, Henry	2	2	0	0	0	1	2	1	3	1	4	0	1	1	0	7	
TEAM							2	2	4								
Totals		25	57	3	14	15	23	33	34	20	68	12	13	5	9	200	

Providence 76, RV/RV Miami 62 **Game 12**
12-22-14 Barclays Center, Brooklyn, N.Y.

Miami 9-3 Player	tot-fg		3-pt		rebounds		of de	tot	pf	tp	a	to	b	s	min
	fg	fga	fg	fga	ft	fta									
22 Omar Sherman	f	3	7	0	3	0	1	1	2	1	6	0	0	0	19
23 Tonye Jekiri	c	4	7	0	0	4	2	7	10	2	12	2	3	0	1 35
10 Sheldon McClellan	g	6	15	2	8	3	2	2	4	3	17	1	2	0	2 38
13 Angel Rodriguez	g	6	15	3	7	4	0	2	2	3	19	4	3	0	2 38
20 Manu Lecomte	g	0	5	0	4	0	0	0	0	1	0	1	1	0	15
00 Ja'Quan Newton	1	2	0	0	1	1	0	0	0	3	1	1	0	1	9
01 Deandre Burnett	1	4	0	2	1	4	2	3	5	1	3	0	1	0	18
02 Joe Thomas	1	1	0	0	0	1	1	2	0	2	1	0	0	0	10
05 Davon Reed	0	3	0	3	0	0	0	2	2	3	0	2	0	1	10
12 James Palmer	0	0	0	0	0	0	0	0	0	3	0	2	1	0	8
TEAM							2	2	4						
Totals		22	59	5	27	13	18	11	20	31	17	62	14	12	1 6 200
TOTAL FG%	1st Half:	12-22	36.4%	2nd Half:	10-26	38.5%									Game: 37.3%
3-Pt. FG%	1st Half:	1-13	7.7%	2nd Half:	4-14	28.6%									Game: 18.5%
F Throw %	1st Half:	8-8	100%	2nd Half:	5-10	50.0%									Game: 72.2%

Providence 10-3 Player	tot-fg		3-pt		rebounds		of de	tot	pf	tp	a	to	b	s	min
	fg	fga	fg	fga	ft	fta									
00 BENTIL, Ben	f	2	3	1	1	0	0	4	4	2	5	2	0	0	0 24
23 HENTON, LaDontae	f	10	19	2	5	3	0	5	5	3	25	0	2	0	1 39
33 DESROSIERS, Carson	c	4	6	0	0	4	6	3	4	7	3	12	2	0	5 1 30
03 DUNN, Kris	g	6	8	0	1	3	3	0	5	5	2	15	13	5	0 3 37
21 LINDESEY, Jalen	g	1	3	1	3	0	0	1	1	0	3	0	1	0	15
13 CHUKWU, Paschal	0	0	0	0	0	0	2	2	0	0	0	1	0	0	4
24 CARTWRIGHT, Kyron	1	4	0	2	1	1	0	0	0	2	3	0	2	0	1 19
25 HARRIS, Tyler	5	10	0	0	3	3	1	2	3	13	1	0	1	0	1 29
32 LOMOMBA, Junior	0	0	0	0	0	0	0	0	0	0	0	0	0	0	3
TEAM							2	6	8						
Totals		29	53	4	12	14	18	6	29	35	17	66	18	12	5 7 200
TOTAL FG%	1st Half:	14-27	51.9%	2nd Half:	15-26	57.7%									Game: 54.7%
3-Pt. FG%	1st Half:	1-7	14.3%	2nd Half:	3-5	60.0%									Game: 33.3%
F Throw %	1st Half:	4-6	66.7%	2nd Half:	10-12	83.3%									Game: 77.8%

Officials: Mike Roberts, Clarence Armstrong, Tim Clougherty
 Technical fouls: Miami-None. Providence-None.
 Attendance: 6519

Score by Periods	1st	2nd	Total
Miami	33	29	62
Providence	33	43	76

Points in the paint-UM 28,PC 48. Points off turnovers-UM 13,PC 13.
 2nd chance points-UM 9,PC 9. Fast break points-UM 6,PC 20.
 Bench points-UM 8,PC 16. Score tied-2 times. Lead changed-6 times.
 Last FG-UM 2nd-01:45, PC 2nd-01:01.
 Largest lead-UM by 1 1st-18:44, PC by 17 2nd-04:42.
 UM led for 02:18. PC led for 36:57. Game was tied for 00:45.

Miami 67, College of Charleston 40 **Game 13**
12-30-14 BankUnited Center

Charleston, 5-8 Player	tot-fg		3-pt		rebounds		of de	tot	pf	tp	a	to	b	s	min
	fg	fga	fg	fga	ft	fta									
00 Gilmore, Donovan	*	0	0	0	0	0	0	3	3	1	0	0	0	0	8
01 Baru, Adjehi	*	1	5	0	0	0	0	2	2	4	2	0	2	1	10
13 Chealey, Joe	*	3	14	0	4	2	4	1	3	4	8	3	2	1	0 33
22 Stitt, Anthony	*	3	10	1	4	0	0	4	4	2	7	0	4	0	1 34
24 Barry, Canyon	*	0	4	0	1	0	0	1	6	7	2	0	3	0	0 35
05 Pierre, Jr., Glen	2	5	0	0	2	2	1	2	2	6	0	1	0	1	15
10 Branim, Pat	0	2	0	2	0	0	0	0	0	3	0	0	0	0	8
11 Bailey, Evan	0	0	0	0	0	0	0	1	1	0	0	0	0	0	9
12 Johnson, Cameron	3	7	1	2	0	0	1	2	3	1	7	1	2	0	0 26
15 O'Donohue, Terrance	0	2	0	1	0	0	1	0	1	3	0	0	0	0	7
33 Wishon, David	4	5	0	0	2	3	2	3	5	3	10	0	2	1	0 14
TEAM							4	2	6						
Totals		16	54	2	14	6	9	11	27	38	25	40	7	14	2 2 200
TOTAL FG%	1st Half:	6-27	22.2%	2nd Half:	10-27	37.0%									Game: 29.6%
3-Pt. FG%	1st Half:	0-6	0.0%	2nd Half:	2-8	25.0%									Game: 14.3%
F Throw %	1st Half:	0-0	0.0%	2nd Half:	6-9	66.7%									Game: 66.7%

Miami 10-3 Player	tot-fg		3-pt		rebounds		of de	tot	pf	tp	a	to	b	s	min
	fg	fga	fg	fga	ft	fta									
02 Joe Thomas	*	0	2	0	0	0	0	2	0	2	0	0	0	0	0 12
10 Sheldon McClellan	*	4	7	1	1	2	3	1	1	2	11	0	0	0	0 25
13 Angel Rodriguez	*	5	9	2	5	3	6	1	4	5	2	15	3	0	0 23
20 Manu Lecomte	*	2	7	1	3	0	0	0	3	3	1	5	2	1	0 1 22
23 Tonye Jekiri	*	4	6	0	0	2	0	8	8	4	8	1	2	1	0 18
00 Ja'Quan Newton	1	1	0	0	4	7	0	0	0	1	6	0	0	0	12
01 Deandre Burnett	1	6	1	5	4	6	0	4	4	1	7	4	0	0	0 20
05 Davon Reed	2	2	0	0	1	1	2	3	5	1	5	4	0	0	0 18
11 Mike Fernandez	0	0	0	0	0	0	0	0	0	0	0	0	0	0	2
12 James Palmer	2	5	1	3	0	2	0	2	2	0	5	3	0	1	0 25
22 Omar Sherman	2	5	1	3	0	0	1	1	2	4	5	1	1	0	1 21
35 Chris Stowell	0	1	0	0	0	0	0	0	0	0	0	0	0	0	2
TEAM							3	3	6						
Totals		23	51	7	20	14	27	10	29	39	15	67	18	7	2 2 200
TOTAL FG%	1st Half:	12-28	42.9%	2nd Half:	11-23	47.8%									Game: 45.1%
3-Pt. FG%	1st Half:	2-11	18.2%	2nd Half:	5-9	55.6%									Game: 35.0%
F Throw %	1st Half:	6-12	50.0%	2nd Half:	8-15	53.3%									Game: 51.9%

Officials: Brian Dorsey, Tim Ebersole, Earl Watson
 Attendance: 4705

Score by Periods	1st	2nd	Total
Co. of Charleston	12	28	40
Miami	32	35	67

Points in the paint-COFC 22,UM 30. Points off turnovers-COFC 2,UM 13.
 2nd chance points-COFC 12,UM 11. Fast break points-COFC 0,UM 4.
 Bench points-COFC 23,UM 28. Score tied-0 times. Lead changed-0 times.
 Last FG-COFC 2nd-00:32, UM 2nd-04:33.
 Largest lead-COFC None, UM by 34 2nd-07:43.
 COFC led for 00:00. UM led for 39:35. Game was tied for 00:25.

3/3 Virginia 89, Miami 80 (20T) **Game 14**
1-3-15 BankUnited Center

UVA 13-0, 1-0 Player	tot-fg		3-pt		rebounds		of de	tot	pf	tp	a	to	b	s	min
	fg	fga	fg	fga	ft	fta									
10 Tobey, Mike	f	6	9	0	0	2	2	4	6	2	14	0	0	1	0 33
13 Gill, Anthony	f	1	6	0	0	0	0	2	4	6	1	6	2	3	0 1 25
01 Anderson, Justin	g	4	9	2	5	6	9	0	2	2	16	3	0	0	0 46
15 Brogdon, Malcolm	g	3	8	1	3	1	1	0	2	2	5	8	1	2	1 0 26
32 Perrantes, London	g	5	11	5	9	11	12	0	1	1	3	26	8	3	1 1 45
00 Hall, Devon	0	0	0	0	0	0	0	0	0	0	0	1	0	0	0 3
04 Shayok, Marial	3	6	2	4	1	2	0	5	5	1	9	3	0	2	2 31
05 Atkins, Daron	3	8	0	2	3	5	7	12	4	8	1	1	1	0	1 31
11 Nolte, Evan	1	1	0	0	0	2	0	1	1	4	2	1	0	0	0 10
TEAM							1	3	4						
Totals		26	58	10	21	27	39	10	29	39	23	89	19	6	3 250
TOTAL FG%	1st Half:	14-27	51.9%	2nd Half:	8-22	36.4%									Game: 44.8%
3-Pt. FG%	1st Half:	5-7	71.4%	2nd Half:	4-9	44.4%									Game: 47.6%
F Throw %	1st Half:	5-7	71.4%	2nd Half:	5-11	45.5%									Game: 69.2%

UM 10-4, 0-1		tot-fg		3-pt		rebounds											
Player		f	fga	fg	fga	ft	fta	of	de	tot	pf	tp	a	to	b	s	min
02 Joe Thomas	f	1	1	0	0	0	0	2	0	2	3	2	0	0	0	0	9
23 Tonye Jekiri	c	4	8	0	0	0	1	4	8	12	5	8	3	1	0	2	39
10 Sheldon McClellan	g	4	10	2	6	6	6	2	6	8	3	16	0	5	0	3	50
13 Angel Rodriguez	g	7	22	1	7	10	12	2	2	4	5	25	7	1	0	1	44
20 Manu Lecomte	g	0	3	0	1	0	0	0	0	0	2	0	1	0	0	0	10
00 Ja'Quan Newton	g	0	2	0	0	0	0	0	1	1	1	0	1	1	0	0	5
01 Deandre Burnett	f	5	9	2	5	0	1	0	2	2	2	12	0	0	0	0	33
05 Davon Reed	f	1	1	1	1	2	0	1	1	1	1	4	0	1	0	0	14
12 James Palmer	g	0	2	0	1	0	0	0	0	0	0	0	1	0	0	0	6
22 Omar Sherman	f	5	10	3	7	0	2	1	5	6	4	13	1	0	0	0	40
TEAM								4	3	7			1				
Totals			27	68	9	28	17	24	15	28	43	26	80	14	10	0	250
TOTAL FG%	1st Half:	9-25	36.0%	2nd Half:	13-26	50.0%	Game: 39.7%										
3-Pt. FG%	1st Half:	2-9	22.2%	2nd Half:	6-12	50.0%	Game: 32.1%										
F Throw %	1st Half:	0-0	0.0%	2nd Half:	11-18	61.1%	Game: 70.8%										

RV/RV Miami 65, NC State 60

Game 18

1-22-15

BankUnited Center

NC State 13-7, 4-3		tot-fg		3-pt		rebounds									
Player		fg	fga	fg	fga	ft	fta	of	de	tot	pf	tp	a	to	b s min
00 Abu, Abdul-Malik	*	9	14	0	0	1	1	2	3	5	1	19	0	0	0 30
01 Lacey, Trevor	*	4	13	2	7	0	0	0	5	5	1	10	2	1	0 1 35
12 Barber, Anthony	*	3	4	0	0	0	0	0	3	3	4	6	6	5	0 0 30
22 Turner, Ralston	*	3	12	3	8	0	0	2	3	5	3	9	1	0	0 0 34
32 Washington, Kyle*	*	4	9	0	0	0	0	1	0	1	4	8	1	0	1 0 16
10 Freeman, Lennard	*	0	3	0	0	0	0	2	4	0	0	0	0	0	0 0 12
14 Martin, Caleb	*	0	0	0	0	0	0	0	0	0	1	0	0	0	0 0 5
15 Martin, Cody	*	2	2	0	0	1	0	1	1	5	4	2	1	0	0 19
21 Anya, Beeljay	*	1	3	0	0	2	2	1	4	5	2	4	0	3	1 0 20
TEAM															
Totals		26	60	5	15	3	4	9	24	33	21	60	12	10	2 1 200
TOTAL FG%	1st Half: 15-30	50.0%	2nd Half: 11-30		36.7%	Game: 43.3%									
3-Pt. FG%	1st Half: 3-7	42.9%	2nd Half: 2-8		25.0%	Game: 33.3%									
F Throw %	1st Half: 0-1	0.0%	2nd Half: 3-3		100%	Game: 75.0%									

Miami 13-5, 3-2		tot-fg		3-pt		rebounds									
Player		fg	fga	fg	fga	ft	fta	of	de	tot	pf	tp	a	to	b s min
05 Davon Reed	*	4	6	2	3	0	0	0	1	1	2	10	2	0	0 1 31
10 Sheldon McClellan	*	4	8	1	3	7	7	2	8	10	0	16	3	0	0 0 32
13 Angel Rodriguez	*	2	8	2	5	8	10	0	0	0	2	14	6	3	1 1 30
22 Omar Sherman	*	4	10	2	5	0	0	1	1	2	2	10	2	0	3 0 32
23 Tonye Jekiri	*	2	3	0	0	2	2	1	9	10	3	6	0	1	1 0 34
00 Ja'Quan Newton	*	0	2	0	0	0	0	0	0	0	0	1	0	0	0 0 5
12 James Palmer	*	2	3	2	3	1	2	0	0	0	0	7	0	1	0 0 12
20 Manu Lecomte	*	0	3	0	1	0	0	0	0	0	0	0	1	1	0 1 12
33 Ivan CruzUceda	*	1	4	0	3	0	0	0	2	2	0	2	0	3	0 0 12
TEAM															
Totals		19	47	9	23	18	21	5	26	31	10	65	15	9	5 3 200
TOTAL FG%	1st Half: 8-25	32.0%	2nd Half: 11-22		50.0%	Game: 40.4%									
3-Pt. FG%	1st Half: 6-14	42.9%	2nd Half: 3-9		33.3%	Game: 39.1%									
F Throw %	1st Half: 4-4	100%	2nd Half: 14-17		82.4%	Game: 85.7%									

Officials: Sean Hull, Bryan Kersey, Terry Wymer

Technical fouls: NC State-None. Miami-None.

Attendance: 6556

Score by Periods

	1st	2nd	Total
NC State	33	27	60
Miami	26	39	65

NC STATE 15 C.MARTIN FOULED OUT 1:32 2ND HALF

Points in the paint-ST 30,UM 18. Points off turnovers-ST 6,UM 11.

2nd chance points-ST 4,UM 2. Fast break points-ST 4,UM 9.

Bench points-ST 8,UM 9. Score tied-4 times. Lead changed-5 times.

Last FG-ST 2nd-00:23, UM 2nd-03:23.

Largest lead-ST by 7 1st-01:29, UM by 9 2nd-04:39.

ST led for 06:00. UM led for 30:39. Game was tied for 03:20.

RV/RV Miami, 66 Syracuse 62

Game 19

1-24-15

Carrier Dome

Miami (14-5) (4-2)		tot-fg		3-pt		rebounds									
Player		fg	fga	fg	fga	ft	fta	of	de	tot	pf	tp	a	to	b s min
22 Omar Sherman	f	3	6	2	3	0	0	0	0	0	4	8	2	0	0 1 24
23 Tonye Jekiri	c	5	10	0	0	3	3	6	9	15	4	13	1	2	3 0 36
05 Davon Reed	c	4	5	3	4	0	0	0	2	2	2	11	1	1	0 0 26
10 Sheldon McClellan	g	3	9	0	4	1	2	0	5	5	1	7	1	1	0 2 27
13 Angel Rodriguez	g	2	11	2	9	6	9	0	0	0	4	12	8	2	0 4 32
00 Ja'Quan Newton	1	2	1	2	0	0	0	0	0	0	0	3	0	0	0 0 9
12 James Palmer	1	3	0	2	0	0	0	1	1	1	2	1	1	0	0 12
20 Manu Lecomte	3	8	1	3	0	0	0	0	1	1	2	0	0	0	0 15
33 Ivan CruzUceda	1	2	1	2	0	0	0	0	5	5	2	3	1	1	0 0 19
TEAM															
Totals		23	56	10	29	10	14	7	25	32	19	66	17	8	3 7 200
TOTAL FG%	1st Half: 11-25	44.0%	2nd Half: 12-31		38.7%	Game: 41.1%									
3-Pt. FG%	1st Half: 4-12	33.3%	2nd Half: 6-17		35.3%	Game: 34.5%									
F Throw %	1st Half: 0-0	0.0%	2nd Half: 10-14		71.4%	Game: 71.4%									

Syracuse (14-6) (5-2)		tot-fg		3-pt		rebounds									
Player		fg	fga	fg	fga	ft	fta	of	de	tot	pf	tp	a	to	b s min
00 Michael Gbinije	f	3	8	1	4	2	6	0	3	3	5	9	3	2	0 0 40
21 Tyler Robertson	f	5	11	0	0	0	3	11	14	0	10	4	0	1	0 12 40
25 Rakeem Christmas	c	9	17	0	0	5	11	3	5	8	1	23	1	5	2 0 40
10 Trevor Cooney	g	5	11	3	9	1	2	1	4	5	2	14	4	0	3 0 40
14 Kaleb Joseph	g	1	4	1	1	0	0	0	1	1	2	3	2	2	0 0 21
04 Ron Patterson	1	3	1	2	0	0	0	0	1	1	3	3	2	0	0 1 19
TEAM															
Totals		24	54	6	16	8	19	10	30	40	13	62	16	13	3 6 200
TOTAL FG%	1st Half: 11-30	36.7%	2nd Half: 13-24		54.2%	Game: 44.4%									
3-Pt. FG%	1st Half: 3-7	42.9%	2nd Half: 3-9		33.3%	Game: 37.5%									
F Throw %	1st Half: 1-4	25.0%	2nd Half: 7-15		46.7%	Game: 42.1%									

Officials: Michael Stephens, Tim Clougherty, John Gaffney

Technical fouls: Miami-None. Syracuse-None.

Attendance: 30677

Score by Periods

	1st	2nd	Total
Miami	26	40	66
Syracuse	26	36	62

Points in the paint-UM 20,SU 30. Points off turnovers-UM 13,SU 8.

2nd chance points-UM 13,SU 8. Fast break points-UM 4,SU 7.

Bench points-UM 15,SU 3. Score tied-2 times. Lead changed-1 time.

Last FG-UM 2nd-00:18, SU 2nd-00:17.

Largest lead-UM by 12 2nd-13:13, SU by 1 1st-18:55.

UM led for 37:04. SU led for 00:34. Game was tied for 01:49.

Georgia Tech 70, 23 Miami 50

Game 20

1-28-15

BankUnited Center

GT 10-10, 1-7 ACC		tot-fg		3-pt		rebounds									
Player		fg	fga	fg	fga	ft	fta	of	de	tot	pf	tp	a	to	b s min
03 Georges-Hunt, M f	1	10	12	0	1	4	6	2	4	6	1	24	3	3	1 3 36
13 Sampson, Robert f	1	3	1	1	4	0	0	1	4	5	2	7	0	0	0 1 23
04 Cox, Demarco c	4	6	0	0	2	2	0	0	7	7	2	10	0	0	0 0 29
02 Bolden, Chris g	6	11	1	4	0	0	0	4	4	1	13	2	3	0	1 33
10 Jorgenson, Travis g	1	2	0	1	4	4	0	0	3	3	2	6	3	3	0 2 24
00 Mitchell, Charles	2	5	0	0	0	0	0	0	1	1	4	0	1	0	0 14
05 Heyward, Corey	0	2	0	2	0	0	0	0	2	2	3	0	0	0	0 18
11 Heath, Josh	1	2	0	0	4	6	0	0	2	2	1	6	2	0	1 0 17
12 Stephens, Quinton	0	1	0	1	0	0	0	0	0	0	2	0	0	0	0 4
32 Doyle, Brooks	0	0	0	0	0	0	0	0	0	0	0	0	0	0	0 1
44 Lammers, Ben	0	0	0	0	0	0	0	0	1	1	0	0	0	0	0 1
TEAM															
Totals		25	44	2	10	18	22	3	29	32	15	70	10	10	2 7 200
TOTAL FG%	1st Half: 12-21	57.1%	2nd Half: 13-23		56.5%	Game: 56.8%									
3-Pt. FG%	1st Half: 2-4	50.0%	2nd Half: 0-6		0.0%	Game: 20.0%									
F Throw %	1st Half: 8-10	80.0%	2nd Half: 10-12		83.3%	Game: 81.8%									

Miami 14-6, 4-3 ACC		tot-fg 3-pt					rebounds									
Player		fg	fga	fg	fga	ft	fta	of	de	tot	pf	tp	a	to	b s min	
22 Omar Sherman	f	0	5	0	4	0	0	1	2	3	1	0	0	1	0 0 18	
23 Tonye Jekiri	c	5	6	0	0	3	4	4	5	9	3	13	0	1	0 1 28	
05 Davon Reed	g	2	3	2	2	0	0	0	4	4	3	6	0	1	1 1 30	
10 Sheldon McClellan	g	2	7	0	2	2	2	0	0	0	1	6	0	1	0 0 30	
13 Angel Rodriguez	g	8	8	0	5	0	0	0	1	1	2	0	5	4	0 2 15	
00 Ja Quan Newton	1	1	0	0	0	1	2	0	0	0	3	3	0	1	0 0 7	
01 Deandre Burnett	1	6	14	0	0	0	0	0	0	0	1	3	0	1	0 0 8	
02 Joe Thomas	1	1	0	0	0	1	2	0	2	2	2	2	1	0	0 0 8	
12 James Palmer	3	6	0	2	0	0	0	2	2	1	6	0	0	0	0 0 19	
20 Manu Lecomte	2	6	2	3	0	0	0	0	0	1	6	2	1	0	0 0 21	
33 Ivan CruzUceda	2	6	1	4	0	0	1	3	4	0	5	1	0	0	0 0 16	
TEAM								2	2	4						
Totals		19	55	6	26	6	9	10	19	29	18	50	9	12	1 4 200	
TOTAL FG%	1st Half: 10-30	33.3%	2nd Half: 9-25	36.0%	Game: 34.5%											
3-Pt. FG%	1st Half: 4-17	23.5%	2nd Half: 2-9	22.2%	Game: 23.1%											
F Throw %	1st Half: 2-10	100%	2nd Half: 4-7	57.1%	Game: 66.7%											

Game 26

BankUnited Center

Va. Tech 10-16, 2-11		tot-fg 3-pt					rebounds											
Player	*fg	f	fga	f	fga	f	fta	of	2	of	2	pf	tp	a	to	b	s	min
01 Muller,Malik	2	5	9	3	5	3	1	1	0	2	2	0	5	1	4	0	0	21
03 Smith,Adam	* 5	9	3	5	2	3	0	2	2	2	0	1	15	0	2	1	1	25
10 Bibbs,Justin	* 3	9	3	6	2	4	0	0	0	0	0	1	11	2	0	0	0	33
13 Hill,Ahmed	* 2	7	1	2	1	2	1	2	0	2	4	6	3	1	1	1	1	32
24 Henry,Shane	0	2	0	0	0	1	2	0	1	1	1	2	0	1	0	1	11	
21 Wilson,Devin	3	5	0	1	5	6	1	3	4	2	11	2	1	1	1	1	1	29
21 Pierce,Satchel	0	1	0	0	0	0	1	1	0	1	2	0	0	1	1	0	0	8
22 Beyer,Christian	0	2	0	0	0	0	1	0	1	1	2	0	1	0	0	0	0	17
23 Hudson,Jalen	0	3	0	2	1	2	0	1	1	1	2	0	1	0	0	0	0	9
25 Johnston,Will	1	3	0	2	0	0	0	2	2	1	2	0	0	0	0	0	1	15
TEAM																		
Totals		16	46	7	21	1320	5	14	19	17	52			10	11	3	5	200
2nd Half FG%	1st Half:	9-24	37.5%	2nd Half:	7-22	31.8%								Game:	34.8%			
3-PT, FG%	1st Half:	5-14	35.7%	2nd Half:	2-7	28.6%								Game:	33.3%			
F Throw %	1st Half:	3-4	75.0%	2nd Half:	10-16	62.5%								Game:	65.0%			

Miami 17-9, 7-6		tot fg 3-pt					rebounds									
Player		fg	fga	fgt	fga	fta	of	def	tp	tp	a	b	s	min		
05	Daveon Reed	*	3	7	0	5	1	2	3	2	9	5	2	0	1	33
10	Sheldon McClellan	*	7	10	2	5	6	0	3	3	0	21	3	1	1	28
12	James Palmer	*	3	8	2	5	0	0	3	3	1	8	3	0	0	23
13	Angel Rodriguez	*	3	8	1	5	4	5	1	2	3	4	11	4	2	31
23	Tonye Jekir	*	6	7	0	0	3	4	7	8	15	1	15	2	1	28
00	Ja'Quan Newton		0	0	0	0	0	0	0	0	0	1	0	0	0	5
01	Deandre Burnett		0	3	0	2	2	2	1	0	1	2	2	2	0	17
02	Joe Thomas		0	0	0	0	0	0	1	1	0	0	0	0	0	7
11	Mike Fernandez		0	1	0	1	0	0	0	0	0	1	0	0	0	1
20	Manu Lecomte		2	4	2	3	0	2	3	3	2	6	0	0	0	13
22	Omari Sherman		2	3	0	0	0	1	1	2	1	4	1	2	1	10
23	Ivan CruzUceda		0	0	0	0	0	0	1	1	0	0	0	0	0	3
35	Chris Stowell		0	0	0	0	0	0	0	0	0	0	0	0	0	1
TEAM							2	3	5			1				
Totals			26	51	7	22	17	24	13	27	40	13	76	21	12	4
TOTAL FG%			1st Half:	11-25	44.0%	2nd Half:	15-26	57.7%	Game: 51.0%							
3-PT FG%			1st Half:	3-11	27.3%	2nd Half:	4-11	36.4%	Game: 31.8%							
FTHROW %			1st Half:	4-8	80.0%	2nd Half:	13-19	68.4%	Game: 70.8%							

Technical fouls: Virginia Tech-TEAM. Miami-TEAM
Attendance: 5007

Score by Periods	1st	2nd	Total
------------------	-----	-----	-------

Points in the paint-VT 14,UM 34. Points off turnovers-VT 11,UM 12.
2nd chance points-VT 3,UM 19. Fast break points-VT 6,UM 12.
Bench points-VT 14,UM 12. Score tied-1 time. Lead changed-3 times.
Last FG-VT 2nd-03:25, UM 2nd-03:41.
Largest lead-VT by 6 1st-18:09, UM by 28 2nd-03:41.
VT led for 10:08. UM led for 28:28. Game was tied for 01:24.

15/18 North Carolina 73, Miami 64 Game 29

BankUnited Center

UNC90-9, 10-6		tot-fg 3-pt					rebounds										
	Player	* 2	f	fg	ft	fta	of	d	t	p	f	a	b	s	min		
03	Kennedy Meeks	*	2	5	0	0	1	4	5	1	4	1	3	1	0	27	
05	Marcus Paige	*	5	12	3	6	4	4	0	1	1	4	2	1	0	1	35
11	Brice Johnson	*	11	15	0	0	1	3	8	11	1	22	2	0	0	2	30
13	J.P. Tokoto	*	3	10	0	0	1	4	3	7	10	1	6	4	0	4	33
44	Justin Jackson	*	2	5	1	2	6	8	1	3	4	2	11	0	1	1	30
00	Nate Britt	*	2	5	0	0	0	0	0	0	1	0	1	1	0	0	4
02	Joel Berry II		1	2	1	2	0	0	0	1	1	0	3	3	1	0	15
22	Isiah Hicks		0	3	0	0	0	0	0	2	2	0	0	2	0	0	10
42	Joel James		2	5	0	0	2	2	0	3	3	3	6	1	0	0	13
	TEAM							3	2	5				2			
	Totals		26	57	5	11	1621	11	31	42	15	73	16	25	7	200	
TOTAL FG%		1st Half: 12-30 40.0%					2nd Half: 14-27 51.9%					Game: 45.6%					
3-Pt. FG%		1st Half: 3-6 50.0%					2nd Half: 2-5 40.0%					Game: 45.5%					
FThrow %		1st Half: 8-6 52.5%					2nd Half: 11-13 84.6%					Game: 76.2%					

Miami 18-11-8-8		tot-fg 3-pt				rebounds								
Player	*	1	2	3	fga	fta	of	of	tot	pf	a	b	s	min
02 Jose Thomas	*	1	0	0	0	1	0	1	2	2	0	0	0	6
05 Davon Reed	*	1	8	0	0	0	1	3	3	2	2	1	0	26
10 Sheldon McCellan	*	4	10	2	6	12	0	1	1	4	1	2	0	25
20 Manu Lecomte	*	3	9	1	2	3	0	3	3	2	11	4	0	37
23 Tonye Jekiri	*	2	6	0	0	2	4	1	6	7	2	6	0	35
00 Ja'Quan Newton	*	5	7	0	1	0	0	1	1	3	10	4	3	0
01 Deandre Burnett	*	3	5	0	2	0	0	1	1	2	6	0	1	0
12 James Palmer	*	0	0	0	0	0	0	0	0	0	0	0	0	5
13 Angel Rodriguez	*	0	0	0	0	0	0	0	0	1	0	2	0	0
22 Omar Sherman	*	2	4	0	1	2	3	1	1	0	6	0	0	1
33 Ivan CruzUceda	*	3	7	3	7	2	2	1	2	1	11	0	0	0
TEAM								2	6	8				
TOTAL		24	57	2	33	101	6	22	28	19	64	11	13	4
TOTAL FG%		1st Half:	10-24	41.7%	2nd Half:	14-33	42.4%	Game: 42.1%						
3-Pt FG%		1st Half:	3-12	25.0%	2nd Half:	3-11	27.3%	Game: 26.1%						

Officials: Tim Comer, James Luckie, Wally Rutecki
Technical fouls: North Carolina-None. Miami-None.

Score by Periods	1st	2nd	Total
North Carolina	32	41	73
Miami	20	34	64

Points in the paint-NC 24,UM 30. Points off turnovers-NC 17,UM 13.
2nd chance points-NC 5,UM 4. Fast break points-NC 13,UM 11.
Bench points-NC 9,UM 33. Score tied-2 times. Lead changed-4 times.
Last FG-NC 2nd-02:24, UM 2nd-00:29.
Largest lead-NC by 11 2nd-01:45, UM by 2 1st-18:01.
NC led for 37:08, UM led for 01:02. Game was tied for 01:50.

Miami 67, Pittsburgh 63
Game 30
3-4-15 Petersen Events Center

Miami 19-11, 9-8		tot-fg 3-pt		rebounds		a		b		s		min	
Player		fg	fga	fg	fga	ft	fta	of	de	tot	pf	tp	
33 Ivan CruzUceda	f	2	4	1	2	0	0	1	2	3	0	5	0 0 0 0 9
23 Tonye Jekiri	c	4	7	0	0	2	2	7	4	11	3	10	1 2 0 0 37
05 Davon Reed	g	7	8	3	2	2	2	1	2	3	1	19	3 0 0 2 33
10 Sheldon McClellan	g	6	16	1	4	7	8	2	2	4	2	20	4 2 0 1 38
20 Manu Lecomte	g	2	3	1	2	2	0	1	1	1	1	7	1 1 0 0 18
00 Ja'Quan Newton	g	2	8	0	0	2	3	3	3	1	4	1	0 0 0 0 33
01 Deandre Burnett	g	0	5	0	1	2	2	0	2	2	1	2	0 0 0 1 18
02 Joe Thomas	g	0	0	0	0	0	0	0	0	0	0	0	0 0 0 0 3
12 James Palmer	g	0	2	0	1	0	0	0	0	0	2	0	0 1 0 0 6
22 Omar Sherman	g	0	1	0	0	0	0	0	0	0	1	0	0 0 0 0 5
TEAM								2	4	6			1
Totals		23	54	6	12	15	18	13	20	33	12	67	10 7 1 4 200

TOTAL FG% 1st Half: 12-31 38.7% 2nd Half: 11-23 47.8% Game: 42.6%
3-Pt. FG% 1st Half: 3-9 33.3% 2nd Half: 3-3 100% Game: 50.0%
F Throw % 1st Half: 2-3 66.7% 2nd Half: 13-15 86.7% Game: 83.3%

PITT 19-12, 8-9		tot-fg 3-pt		rebounds		a		b		s		min	
Player		fg	fga	fg	fga	ft	fta	of	de	tot	pf	tp	
01 Jamel Artis	f	5	14	2	9	2	2	3	3	6	1	14	1 3 1 0 36
02 Michael Young	f	9	13	0	4	4	4	4	3	7	2	22	4 2 0 0 35
11 Derrick Randall	c	0	1	0	0	0	0	0	0	0	1	0	0 0 0 0 2
00 James Robinson	g	2	5	1	3	0	0	0	3	3	4	5	6 1 1 0 36
03 Cameron Wright	g	5	8	0	0	1	2	0	3	3	4	11	5 1 1 1 31
12 Chris Jones	g	0	3	0	2	0	0	1	1	2	3	0	0 0 1 0 19
13 Josh Newkirk	g	0	3	0	2	0	0	0	3	3	0	0	0 1 0 0 9
15 A Phillips-Nwankwo	g	0	0	0	0	0	0	1	1	2	0	0	0 0 0 0 6
21 Sheldon Jeter	g	4	7	3	5	0	0	1	1	2	1	11	2 0 1 1 26
TEAM								2	2				
Totals		25	54	6	21	7	8	10	20	30	16	63	18 8 5 2 200

TOTAL FG% 1st Half: 13-25 52.0% 2nd Half: 12-29 41.4% Game: 46.3%
3-Pt. FG% 1st Half: 4-10 40.0% 2nd Half: 2-11 18.2% Game: 28.6%
F Throw % 1st Half: 3-4 75.0% 2nd Half: 4-4 100% Game: 87.5%

Officials: Mike Eades(R), Sean Hull, Lamar Simpson
Technical fouls: Miami-None. PITT-None. Attendance: 10549

Score by Periods	1st	2nd	Total
Miami	29	38	67
PITT	33	30	63

Points in the paint-UM 26,UP 22. Points off turnovers-UM 9,UP 4.
2nd chance points-UM 10,UP 9. Fast break points-UM 4,UP 7.
Bench points-UM 6,UP 11. Score tied-4 times. Lead changed-6 times.
Last FG-UM 2nd-01:20, UP 2nd-00:09.
Largest lead-UM by 7 1st-17:07, UP by 6 1st-05:59.
UM led for 13:11. UP led for 20:24. Game was tied for 06:25.

Miami 82, Virginia Tech 61
Game 31
3-7-15 Cassell Coliseum

Miami 20-11, 10-8		tot-fg 3-pt		rebounds		a		b		s		min	
Player		fg	fga	fg	fga	ft	fta	of	de	tot	pf	tp	
23 Tonye Jekiri	c	1	4	0	0	2	2	1	2	3	0	4	1 2 0 1 16
05 Davon Reed	g	1	3	1	1	1	2	1	4	5	3	4	2 1 2 2 30
10 Sheldon McClellan	g	2	8	0	4	2	2	1	3	4	1	6	5 1 1 2 35
12 James Palmer	g	5	10	5	5	2	2	3	1	4	2	17	1 1 0 0 27
20 Manu Lecomte	g	6	8	5	6	3	4	0	1	1	4	20	0 0 0 0 22
00 Ja'Quan Newton	g	2	6	0	1	4	4	0	4	4	1	8	3 1 0 0 24
01 Deandre Burnett	g	1	5	0	3	0	0	1	2	3	2	2	3 0 0 0 20
11 Mike Fernandez	g	0	0	0	0	0	0	0	0	0	0	0	0 0 0 0 1
22 Omar Sherman	g	1	1	1	1	0	0	0	0	0	0	3	0 0 0 0 2
33 Ivan CruzUceda	g	7	11	3	4	1	1	2	3	5	3	18	0 1 0 1 22
35 Chris Stowell	g	0	0	0	0	0	0	0	0	0	0	0	0 0 0 0 1
TEAM								2	2				
Totals		26	56	15	25	15	17	11	20	31	16	82	15 7 3 6 200

TOTAL FG% 1st Half: 17-30 56.7% 2nd Half: 9-26 34.6% Game: 46.4%
3-Pt. FG% 1st Half: 10-16 62.5% 2nd Half: 5-9 55.6% Game: 60.0%
F Throw % 1st Half: 2-2 100% 2nd Half: 13-15 86.7% Game: 88.2%

VT 10-21, 2-16		tot-fg 3-pt		rebounds		a		b		s		min	
Player		fg	fga	fg	fga	ft	fta	of	de	tot	pf	tp	
22 Beyer,Christian	f	1	1	0	0	0	0	0	1	1	3	2	0 1 0 0 10
03 Smith,Adam	g	1	6	0	2	1	3	0	0	1	3	0	0 0 0 0 18
11 Wilson,Devin	g	0	1	0	0	0	0	0	1	1	0	0	2 1 0 0 20
13 Hill,Ahmed	g	6	11	0	1	5	5	1	3	4	1	17	1 1 0 0 35
25 Johnston,Will	g	1	3	1	3	0	0	0	4	4	0	3	0 0 0 0 18
00 Shane Henry	g	0	0	0	0	0	0	0	1	1	0	0	0 0 0 0 6
01 Muller,Malik	g	1	2	1	2	0	0	0	2	2	1	3	2 1 0 0 13
10 Bibbs,Justin	g	4	10	2	4	1	2	0	1	1	3	11	1 1 0 0 31
21 Pierce,Satchel	g	5	8	0	0	3	4	3	7	4	13	0	3 2 0 0 23
23 Hudson,Jalen	g	3	6	2	3	1	3	0	1	1	2	9	4 4 0 0 26
TEAM								3	2	5			
Totals		22	48	6	15	11	17	8	19	27	15	61	10 12 2 0 200

TOTAL FG% 1st Half: 7-20 35.0% 2nd Half: 15-28 53.6% Game: 45.8%
3-Pt. FG% 1st Half: 1-5 20.0% 2nd Half: 5-10 50.0% Game: 40.0%
F Throw % 1st Half: 3-7 42.9% 2nd Half: 8-10 80.0% Game: 64.7%

Officials: Jerry Heater, Dwayne Gladden, Sean Casady
Technical fouls: Miami-None. Virginia Tech-None. Attendance: 5421

Score by Periods	1st	2nd	Total
Miami	46	36	82
Virginia Tech	18	43	61

Points in the paint-UM 18,VT 26. Points off turnovers-UM 19,VT 6.
2nd chance points-UM 15,VT 6. Fast break points-UM 2,VT 2.
Bench points-UM 31,VT 36. Score tied-0 times. Lead changed-2 times.
Last FG-UM 2nd-00:45, VT 2nd-00:14.
Largest lead-UM by 30 2nd-12:28, VT by 1 1st-18:09.
UM led for 39:08. VT led for 00:26. Game was tied for 00:26.

Miami at ACC Tournament
Game 32
3-11-15 Greensboro Coliseum

Virginia Tech 11-22		tot-fg 3-pt		rebounds		a		b		s		min	
Player		fg	fga	fg	fga	ft	fta	of	de	tot	pf	tp	
21 Pierce,Satchel	f	1	1	0	0	0	0	0	0	0	2	2	0 4 1 0 13
01 Muller,Malik	g	1	3	0	2	0	0	0	3	3	2	2	0 1 0 1 18
10 Bibbs,Justin	g	2	13	0	4	0	0	1	1	2	2	4	2 2 0 0 38
11 Wilson,Devin	g	3	3	0	0	1	1	1	2	3	3	7	4 1 0 0 36
13 Hill,Ahmed	g	4	10	1	2	1	3	0	6	6	4	10	2 0 0 1 23
00 Henry,Shane	g	0	0	0	0	0	0	0	1	1	2	0	0 1 0 0 8
03 Smith,Adam	g	4	11	2	6	0	0	0	3	3	1	10	0 0 0 0 24
22 Beyer,Christian	g	4	4	0	0	1	2	0	5	5	0	9	0 0 0 0 18
23 Hudson,Jalen	g	2	7	0	1	1	2	1	1	2	5	0	0 0 0 0 21
25 Johnston,Will	g	0	0	0	0	0	0	0	0	0	0	0	0 0 0 0 1
TEAM								1	1				
Totals		21	52	3	15	4	8	4	22	26	18	49	8 9 1 2 200

TOTAL FG% 1st Half: 9-23 39.1% 2nd Half: 12-29 41.4% Game: 40.4%
3-Pt. FG% 1st Half: 1-7 14.3% 2nd Half: 2-8 25.0% Game: 20.0%
F Throw % 1st Half: 0-0 0.0% 2nd Half: 4-8 50.0% Game: 50.0%

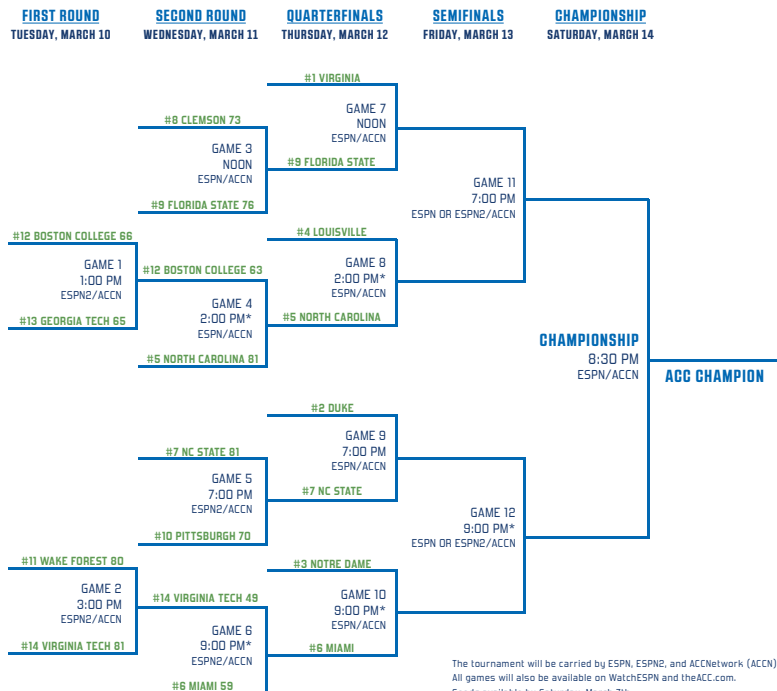
Miami 21-11		tot-fg 3-pt		rebounds		a		b		s		min	
Player		fg	fga	fg	fga	ft	fta	of	de	tot	pf	tp	
23 Tonye Jekiri	f	4	8	0	0	1	2	1	7	8	4	9	1 0 1 0 24
05 Davon Reed	g	4	8	2	2	0	0	1	3	4	1	10	1 2 1 1 36
10 Sheldon McClellan	g	5	9	2	4	4	6	0	6	6	2	16	0 0 1 0 40
12 James Palmer	g	1	1	0	0	0	0	0	3	3	0	2	1 3 1 0 16
20 Manu Lecomte	g	0	6	0	2	6	6	0	1	1	0	6	5 0 0 0 24
00 Ja'Quan Newton	g	0	1	0	0	0	0	0	3	3	1	0	0 3 0 1 8
01 Deandre Burnett	g	3	7	1	4	0	0	0	1	1	2	7	0 0 0 0 27
13 Angel Rodriguez	g	1	4	0	1	3	4	1	1	2	0	5	1 0 0 1 10
33 Ivan CruzUceda	g	2	3	0	1	0	0	0	3	3	1	4	0 0 0 0 15
TEAM								1	1	2			
Totals		20	47	5	14	14	18	4	29	33	11	59	9 8 4 3 200


TOTAL FG% 1st Half: 10-22 45.5% 2nd Half: 10-25 40.0% Game: 42.6%
3-Pt. FG% 1st Half: 2-8 25.0% 2nd Half: 3-6 50.0% Game: 35.7%
F Throw % 1st Half: 3-4 75.0% 2nd Half: 11-14 78.6% Game: 77.8%

Officials: Jerry Heater, Raymond Styons, Tim Comer
Attendance: 22026

Score by Periods	1st	2nd	Total
Virginia Tech	19	30	49
Miami	25	34	59

Points in the paint-VT 24,UM 28. Points off turnovers-VT 3,UM 6.
2nd chance points-VT 3,UM 4. Fast break points-VT 8,UM 2.
Bench points-VT 24,UM 16. Score tied-4 times. Lead changed-10 times.
Last FG-VT 2nd-00:57, UM 2nd-02:10.
Largest lead-VT by 3 1st-12:58, UM by 10 2nd-00:29.
VT led for 07:27. UM led for 28:38. Game was tied for 03:53.





DEANDRE BURNETT

Redshirt Freshman | Guard | 6-2 | 195

1

Miami, Fla. | Carol City HS | Massanutten Military Academy (Va.)

Burnett Season Highs

Points

Season: 21, vs. Green Bay, 12/6/14
ACC: 13, at Boston College, 2/16/15

Rebounds

Season: 8, vs. Illinois, 12/2/14
ACC: 3 (2x) last at Virginia Tech, 3/7/15

Assists

Season: 4, vs. Charleston, 12/30/14
ACC: 3, at Virginia Tech, 3/7/15

Steals

Season: 2 (2x) last vs. Eastern Ky., 12/19/14
ACC: 1 (2x) last at Pittsburgh, 3/4/15

Blocked Shots

Season: 1 (4x) last vs. Boston College, 1/10/15
ACC: 1 (2x) last at Pittsburgh, 3/4/15

Field Goals

Season: 8, vs. Green Bay, 12/6/14
ACC: 5, vs. Virginia, 01/03/15

Field Goal Attempts

Season: 16 (2x) last vs. Green Bay, 12/6/14
ACC: 9, vs. Virginia, 01/03/15

Free Throws

Season: 5, at Boston College, 2/16/15
ACC: 5, at Boston College, 2/16/15

Free Throw Attempts

Season: 7, at Boston College, 2/16/15
ACC: 7, at Boston College, 2/16/15

3-Point Field Goals

Season: 3 (3x) last vs. Eastern Ky., 12/19/14
ACC: 2 (2x) last at Boston College, 2/16/15

3-Point Field Goal Attempts

Season: 10, vs. Illinois, 12/2/14
ACC: 5, vs. Virginia, 01/03/15

Minutes

Season: 33, vs. Virginia, 01/03/15
ACC: 33, vs. Virginia, 01/03/15

"There's basketball terminology to describe Deandre to a tee — two words: Bucket getter. He gets buckets. He just knows how to score." — Coach L

- Name is Deandre, but goes by Dre.
- Scorer's DNA.
- Attack mentality off the dribble.
- A pure scorer who can fill it up from deep, knock down medium range jumpers, drive to the basket, hit floaters, and also finish in transition.
- Loves the gym and working on his game; wants to be a great player.
- Throws his body into gaps and creates contact. Crafty and strong.
- Possesses an array of shots — layup, floater, pull up jumper, 3-pointer.
- Max bench: 315, up 85 pounds since his arrival. 185 Bench: 20x.
- Took advantage of redshirt year, and made both himself and others better.
- 2012 Parade All-American.
- In 2013-14 scored 16 points in 22 minutes in the exhibition game, then injured wrist before regular season opener, forcing redshirt season.
- In Spain in August 2014, was the team's second-leading scorer at 14.3 ppg in four contests.
- As a high school senior, averaged 37 ppg, 5 apg and 6 rpg.
- Dropped 25 points and dished 11 assists against Hialeah, when Coach L was watching in the stands.
- Notched 45 points three times in his final prep season.
- Brother Dalvin Cook is a freshman football player at Florida State.
- Favorites: Food: Chicken Ramen Noodles. Pro athlete: Dwyane Wade. Cuban dish: Rice and beans. Quote: Only the strong survive. Ice cream: Vanilla.
- Best advice received: Never give up. Why UM: To stay close to my family in Miami. Started playing basketball: Ninth grade. Dream job: Basketball analyst. Favorite UM athlete: Sean Taylor.

High School: A 2012 *Parade All-American*, one of only two players from the state of Florida and one of five Atlantic Coast Conference recruits to earn the honor ... Third in the nation in scoring as a high school senior ... As a senior, averaged 37 ppg, 5 apg, and 6 rpg ... Notched 45 points three times in his final prep season ... Recorded 25 points and 11 assists in first game Coach L saw him play ... Class AA Player of the Year ... All-state ... First team Miami-Dade County ... As a junior, averaged 28 ppg ... Played for Barry Robinson at Carol City High School ... Earned varsity letters all four years ... On academic honor roll ... Played final year at Massanutten Military Academy in Virginia.


Personal: Name is Deandre, but goes by Dre ... Born Deandre Jammal Burnett on January 29, 1994 in Miami ... Son of Varondria Burnett and James Cook ... Brother to Dalvin, James, Daneisha, Jamiya, and Jameisha ... Brother Dalvin Cook is a freshman football player at Florida State ... Grew up a Canes fan ... Also recruited by South Carolina, Ole Miss, Marshall, Virginia, and La Salle ... Majoring in sports administration ... Played AAU for Team U ... Larrañaga's third signee from the state of Florida, joining former Hurricane Shane Larkin (Dr. Phillips) and current junior Tonye Jekiri (Champaignat).

BURNETT CAREER STATISTICS

Season	GP	GS	Min.	Avg.	FG	FGA	Pct.	3-Point	3-Point	Pct.	Free Throws	Free Throws	Pct.	Off.	Rebounds	Rebounds	Avg.	PF	FO	Ast.	TO	Blk	Stl	Scoring	Scoring
								FG	FGA		FT	FTA			Def.	Tot.								Pts.	Avg.

2014-15	22	3	382	17.4	49	136	.360	21	74	.284	29	41	.707	11	36	47	2.1	23	0	13	19	4	8	148	6.7
---------	----	---	-----	------	----	-----	------	----	----	------	----	----	------	----	----	----	-----	----	---	----	----	---	---	-----	-----

BURNETT 2014-15			TOTAL			3-PTS			FREE THROWS			REBOUNDS														
Opponent	Date	GS	Min	FG	FGA	Pct	3FG	FGA	Pct	FT	FTA	Pct	Off	Def	Tot	Avg	PF	FO	A	TO	Blk	Stl	Pts	Avg		
HOWARD	11-14-14		20	2	11	.182	1	3	.333	4	4	1.000	1	3	4	4.0	2	0	1	2	0	1	9	9.0		
at Florida	11-17-14		6	1	2	.500	0	1	.000	0	0	.000	0	0	0	2.0	0	0	0	0	0	0	2	5.5		
SOUTH ALABAMA	11-28-14		16	4	9	.444	2	4	.500	0	0	.000	1	1	2	2.0	0	0	0	0	1	0	10	7.0		
ILLINOIS	12-02-14		24	7	16	.438	3	10	.300	2	2	1.000	1	7	8	3.5	0	0	0	0	0	1	19	10.0		
GREEN BAY	12-06-14		29	8	16	.500	3	8	.375	2	4	.500	1	2	3	3.4	1	0	0	1	1	2	21	12.2		
SAVANNAH STATE	12-08-14		15	1	4	.250	0	1	.000	2	2	1.000	1	1	2	3.2	0	0	0	2	0	0	4	10.8		
EASTERN KENTUCKY	12-19-14		24	3	9	.333	3	8	.375	0	0	.000	1	4	5	3.4	1	0	0	1	0	2	9	10.6		
vs Providence	12-22-14		18	1	4	.250	0	2	.000	1	4	.250	2	3	5	3.6	1	0	0	1	0	0	3	9.6		
CHARLESTON	12-30-14		20	1	6	.167	1	5	.200	4	6	.667	0	4	4	3.7	1	0	4	0	0	0	7	9.3		
VIRGINIA	01-03-15		33	5	9	.556	2	5	.400	0	1	.000	0	2	2	3.5	2	0	0	0	0	0	12	9.6		
BOSTON COLLEGE	01-10-15	*	23	2	7	.286	1	4	.250	2	3	.667	0	0	0	3.2	2	0	2	1	1	0	7	9.4		
at Duke	01-13-15	*	8	0	1	.000	0	1	.000	1	2	.500	0	0	0	2.9	1	0	0	1	0	0	1	8.7		
at Notre Dame	01-17-15	*	6	0	0	.000	0	0	.000	0	0	.000	0	1	1	2.8	1	0	0	2	0	0	0	8.0		
GEORGIA TECH	01-28-15		8	1	6	.167	1	4	.250	0	0	.000	0	0	0	2.6	1	0	0	1	0	0	3	7.6		
at Boston College	02-16-15		18	3	5	.600	2	4	.500	5	7	.714	1	2	3	2.6	1	0	1	2	0	1	13	8.0		
VIRGINIA TECH	02-18-15		17	0	3	.000	0	2	.000	2	2	1.000	1	0	1	2.5	1	0	2	2	0	0	2	7.6		
at Louisville	02-21-15		16	3	4	.750	1	1	1.000	2	2	1.000	0	0	0	2.4	1	0	0	2	0	0	9	7.7		
FLORIDA STATE	02-25-15		11	0	2	.000	0	1	.000	0	0	.000	0	0	0	2.2	0	0	0	0	0	0	0	7.3		
NORTH CAROLINA	02-28-15		5	3	5	.600	0	2	.000	0	0	.000	0	1	1	2.2	2	0	0	1	0	0	6	7.2		
at PITT	03-04-15		18	0	5	.000	0	1	.000	2	2	1.000	0	2	2	2.2	1	0	0	0	1	1	2	7.0		
at Virginia Tech	03-07-15		20	1	5	.200	0	3	.000	0	0	.000	1	2	3	2.2	2	0	3	0	0	0	2	6.7		
vs Virginia Tech	03-11-15		27	3	7	.429	1	4	.250	0	0	.000	0	1	1	2.1	2	0	0	0	0	0	7	6.7		



IVAN CRUZ UCEDA

Junior | Forward | 6-10 | 237

33

Madrid, Spain | Harcum College (Pa.)

- First name Ivan is pronounced E-von. Born in Madrid, Spain. First language is Spanish.
- European style game; Vlade Divac type of player.
- Inside-outside threat.
- Clever player. Will beat guys with his intelligence and skill.
- Very good passer.
- Transforming his body, getting leaner and stronger. Never consistently lifted weights before coming to Miami.
- Max bench: 235. 185 Bench: 9x.
- Good instincts for offensive situations.
- Did not speak English before attending Harcum College.
- All-American (H.M.) and All-National Tournament Team at Harcum.
- Set school record for rebounds in game (29) and career (635) at Harcum.
- Averaged 14.6 points, 9.6 rebounds, 2.0 assists, 1.1 steals and 1.1 blocks per game at Harcum.
- Helped lead Harcum to the junior college national semifinals.
- Holds season record for 3-point percentage (45.5%).
- Favorites: Food: Cocido (chickpea-based stew from Madrid, Spain). Music: 80s Music, Otis Redding, Marvin Gaye. Movie: Gladiator. Book: Drazen Petrovic book. Pro athlete: Larry Bird. Cuban dish: Rice and beans with fried plantains.
- Biggest fear: Insects. Best advice received: Believe in yourself. Why UM: Coaches and location. Started playing basketball: 12 years old.

Harcum College

Ranked No. 55 overall by ESPN ... All-American (H.M.) ... All-National Tournament Team ... Averaged 14.6 points, 9.6 rebounds, 2.0 assists, 1.1 steals and 1.1 blocks in 23.3 minutes per game in second season ... Hit 62.5 percent from field, 45.5 percent from long range and 72.4 percent at line ...

Advanced to NJCAA Division I National Semifinals in Hutchinson, Kan., marking first final four appearance in school history ... In NJCAA Region XV Championship, hit 15 of team-best 21 points from behind 3-point line, making five of 10 tries, and grabbed 12 rebounds ... Set school record for rebounds in game (29) and career (635) ... Fourth-highest scorer in Harcum history with 957 points, sixth in blocked shots (76) ... Holds season record for 3-point percentage (45.5%) ... Honors Society.

Personal

First name Ivan is pronounced E-von ... Born Oct. 24, 1991 in Madrid, Spain ... Son of Jose Gabriel Cruz and Pilar Uceda ... Brother to Maria ... Father played pro basketball for Club Deportivo Cajamadrid in Spain ... Majoring in sports management ... Attended Giner de los Rios high school ... Played basketball for Estudiantes in Spain where he averaged 12 points and seven rebounds per game ... Also played for Club Baloncesto Alcobendas, Colegio Brains, Club Baloncesto Las Rozas ... Also recruited by Marquette, Ohio State, Penn State and Villanova.

Cruz Uceda Season Highs

Points

Season: 18, at Virginia Tech, 3/7/15
ACC: 18, at Virginia Tech, 3/7/15

Rebounds

Season: 5 (4x) last at Virginia Tech, 3/7/15
ACC: 5 (4x) last at Virginia Tech, 3/7/15

Assists

Season: 1 (3x) last at Louisville, 2/21/15
ACC: 1 (3x) last at Louisville, 2/21/15

Steals

Season: 2, vs. Louisville, 2/3/15
ACC: 2, vs. Louisville, 2/3/15

Blocked Shots

Season: 1, vs. Louisville, 2/3/15
ACC: 1, vs. Louisville, 2/3/15

Field Goals

Season: 7, at Virginia Tech, 3/7/15
ACC: 7, at Virginia Tech, 3/7/15

Field Goal Attempts

Season: 11, at Virginia Tech, 3/7/15
ACC: 11, at Virginia Tech, 3/7/15

Free Throws

Season: 5, vs. Florida State, 2/25/15
ACC: 5, vs. Florida State, 2/25/15

Free Throw Attempts

Season: 6, vs. Florida State, 2/25/15
ACC: 6, vs. Florida State, 2/25/15

3-Point Field Goals

Season: 3 (3x) last at Virginia Tech, 3/7/15
ACC: 3 (3x) last at Virginia Tech, 3/7/15

3-Point Field Goal Attempts

Season: 7, vs. North Carolina, 2/28/15
ACC: 7, vs. North Carolina, 2/28/15

Minutes


Season: 25, vs. North Carolina, 2/28/15
ACC: 25, vs. North Carolina, 2/28/15

CRUZ UCEDA CAREER STATISTICS

Season	GP	GS	Min.	Avg.	FG	FGA	Pct.	3-Point	3-Point	3-Point	Free Throws	Free Throws	Free Throws	Rebounds	Rebounds	Rebounds	PF	FO	Ast.	TO	Blk	Stl	Scoring	Scoring
								FG	FGA	Pct.	FT	FTA	Pct.	Off.	Def.	Tot.							Pts.	Avg.

2014-15	15	1	209	13.9	25	65	.385	13	40	.325	10	13	.769	12	34	46	3.1	13	0	3	8	1	5	73	4.9
---------	----	---	-----	------	----	----	------	----	----	------	----	----	------	----	----	----	-----	----	---	---	---	---	---	----	-----

CRUZ UCEDA 2014-15		TOTAL					3-PTS			FREE THROWS			REBOUNDS												
Opponent	Date	GS	Min	FG	FGA	Pct	3FG	FGA	Pct	FT	FTA	Pct	Off	Def	Tot	Avg	PF	FO	A	TO	Blk	Stl	Pts	Avg	
at Notre Dame	01-17-15	3	1	2	.500	0	0	.000	0	0	.000	0	0	0	0.0	0	0	0	0	0	0	2	2.0		
NC STATE	01-22-15	12	1	4	.250	0	3	.000	0	0	.000	0	2	2	1.0	0	0	0	3	0	0	2	2.0		
at Syracuse	01-24-15	19	1	2	.500	1	2	.500	0	0	.000	0	5	5	2.3	2	0	1	1	0	0	3	2.3		
GEORGIA TECH	01-28-15	16	2	6	.333	1	4	.250	0	0	.000	1	3	4	2.8	0	0	1	0	0	0	5	3.0		
at Florida State	02-01-15	8	1	3	.333	0	2	.000	0	0	.000	0	1	1	2.4	3	0	0	0	0	0	2	2.8		
LOUISVILLE	02-03-15	23	1	4	.250	1	3	.333	1	2	.500	1	3	4	2.7	0	0	0	2	1	2	4	3.0		
CLEMSON	02-08-15	11	3	8	.375	3	6	.500	1	2	.500	3	2	5	3.0	0	0	0	0	0	0	10	4.0		
at Wake Forest	02-11-15	4	1	4	.250	0	2	.000	0	0	.000	1	2	3	3.0	0	0	0	0	0	0	2	3.8		
VIRGINIA TECH	02-18-15	3	0	0	.000	0	0	.000	0	0	.000	0	1	1	2.8	0	0	0	0	0	0	0	3.3		
at Louisville	02-21-15	20	0	4	.000	0	2	.000	0	0	.000	1	4	5	3.0	1	0	1	1	0	1	0	3.0		
FLORIDA STATE	02-25-15	19	0	3	.000	0	2	.000	5	6	.833	1	2	3	3.0	2	0	0	0	0	0	5	3.2		
NORTH CAROLINA	02-28-15	25	3	7	.429	3	7	.429	2	2	1.000	1	1	2	2.9	1	0	0	0	0	1	11	3.8		
at PITT	03-04-15	*	9	2	4	.500	1	2	.500	0	0	.000	1	2	3	2.9	0	0	0	0	0	5	3.9		
at Virginia Tech	03-07-15	22	7	11	.636	3	4	.750	1	1	1.000	2	3	5	3.1	3	0	0	1	0	1	18	4.9		
vs Virginia Tech	03-11-15	15	2	3	.667	0	1	.000	0	0	.000	0	3	3	3.1	1	0	0	0	0	0	4	4.9		



TONYE JEKIRI

Junior | Center | 7-0 | 244

23

Hialeah, Fla. | Champagnat Catholic School (Fla.) | Port Harcourt, Nigeria

Gildan Charleston Classic All-Tournament Team
ACSM 2015 All-ACC Defensive Team 2014-15 All-ACC Basketball Team, H.M.

"Tonye is playing with a lot more confidence than he did last season" — Coach L

- Only remaining player from the 2013 ACC Championship and NCAA Sweet 16 team, after 10 graduated and one player jumped to the NBA.
- Has only played basketball for five years after moving from Nigeria to South Florida in September 2010 to begin hoops career. Previously played soccer in Africa, but his height led him to hoops.
- Gained 30 pounds from arrival on campus freshman year.
- Terrific learner who picks up concepts quickly.
- Good passer for his size.
- One of three players returning from the 2013-14 squad.
- Rebounder and shot blocker who is developing his offensive game.
- Can play with back to basket or step out for a 15-17-foot jump shot.
- Runs the floor like a guard and has unstoppable motor. Exceptionally fast and athletically gifted for a big man.
- Saints fan because of former Hurricane Jimmy Graham.
- Second Florida recruit in Larrañaga era, following Shane Larkin.
- First time he saw snow was on a roadtrip to UMass on Dec. 1, 2012, during freshman season.
- Acclimated himself well from Nigeria to U.S. culture.
- Chose jersey number 23 because July 23 is birthday.
- Approach vertical: 37. • 185 Bench: 14x.
- Favorites: Food: Rice & chicken. Basketball movie: Love & Basketball. Sport besides basketball: Soccer.
- Why UM: The coaching staff.
- Jekiri on his arrival in the United States: "I remember I took a shower, was wondering where the water was coming from. In Africa you go fetch it with a bucket, or you see a tank that stores the water at the back of the house. Over here I was asking where the water was coming from. I kept looking because I'd been in the shower for so long and the water just kept coming out, didn't run out. That was one thing I was shocked about it."

High School: Rated the 17th-best center in the country by ESPN.com and No. 13 by Scout.com ... Averaged 20 points, 12 rebounds and 5 blocks per game as a senior ... Notched 45 points and 20 rebounds in regional semifinals and 18 points, 14 rebounds and six blocks in regional finals ... Led his team to the 2A state title game ... First team 2011-12 Boys Class 2A All-State Team ... First Team All-FHSAA Tournament at state championships ... Orlando Sentinel's 2011-12 All-Florida boys basketball team ... Averaged 14 points and 10 rebounds per game as a junior with Champagnat, his first year of organized hoops ... Team MVP ... Team captain ... On the AAU circuit, played for Team Breakdown ... Dominated at the Source Hoops Elite Camp and led Team Breakdown to championships in the Breakdown Hoops Festival and the Big Shots Myrtle Beach I ... Can play with his back to the basket or step out for a 10-12-foot shot ... Runs the floor like a guard and has an unstoppable motor.

Personal: Born July 23, 1994 in Nigeria ... Given name is Tonye Frank Jekiri (TAHN-yay Ja-KEER-EE) ... Son of Emilia and Frank ... Brother to Tammie, Omiebi and Boma ... Majoring in sports administration ... Chose his jersey number 23 because July 23 is his birthday ... Originally from Nigeria, Jekiri moved to South Florida in September 2010 to begin his basketball career ... Previously played soccer ... Chose Miami over considerations from Virginia Tech, Clemson, Florida State, Auburn, Vanderbilt and Alabama ... Jekiri was Larrañaga's second recruit from the state of Florida, joining former Canes PG Shane Larkin from Orlando, Fla.

2013-14					2012-13				
Opposition	P	R	A		Opposition	P	R	A	
St. Francis (NY)	6	9	1		at FGCU	1	2	0	
Ga. Southern	2	1	0		Jacksonville	0	0	0	
Texas Southern	4	4	0		Michigan State	0	2	0	
at C of Charleston	6	3	0		at Massachusetts	0	0	0	
UCF	2	3	0		Charlotte	0	0	0	
vs Geo. Wash.	2	1	1		at UCF	3	2	0	
at CS Fullerton	4	4	0		at Hawai'i	1	0	0	
vs Arizona State	0	3	0		vs. Arizona	0	2	0	
at Nebraska	2	7	1		vs. Indiana State	0	0	0	
Virginia Tech	2	7	0		La Salle	0	1	0	
at Savannah St.	4	1	1		at Georgia Tech	2	2	0	
La Salle	9	7	0		at North Carolina	0	1	0	
Loyola	10	4	2		Maryland	2	4	0	
at Syracuse	5	3	2		at Boston College	0	1	1	
at North Carolina	2	10	1		Duke	2	2	0	
Florida State	2	7	1		Florida State	4	2	0	
at Georgia Tech	0	3	0		at Virginia Tech	2	1	0	
Duke	8	9	0		at NC State	0	2	1	
Syracuse	3	5	4		Boston College	2	4	0	
at Maryland	0	6	0		North Carolina	2	2	0	
Norfolk State	4	2	1		at Florida State	2	2	0	
Pittsburgh	3	4	0		at Clemson	0	0	0	
NC State	0	4	0		Virginia	2	0	0	
at Florida State	15	6	0		at Wake Forest	2	3	0	
at Virginia Tech	0	3	0		Virginia Tech	4	2	0	
Notre Dame	2	6	2		at Duke	2	0	0	
Boston College	5	7	1		Georgia Tech	0	0	0	
at Virginia	4	6	0		Clemson	2	3	0	
at NC State	14	13	0		vs. Boston College	0	1	0	
at Clemson	2	2	0		vs. NC State	2	3	0	
Wake Forest	6	9	1		vs. North Carolina	1	1	0	
vs Virginia Tech	5	12	2		vs. Pacific	6	5	0	
vs NC State	6	9	1		vs. Illinois	4	2	1	
					vs. Marquette	0	3	0	

Jekiri Season / Career Highs

Points

Season: 15, vs. Virginia Tech, 2/18/15
Career: 15 (2x) last vs. Virginia Tech, 2/18/15
ACC: 15 (2x) last vs. Virginia Tech, 2/18/15

Rebounds

Season: 17, vs. Clemson, 2/8/15
Career: 17, vs. Clemson, 2/8/15
ACC: 17, vs. Clemson, 2/8/15

Assists

Season: 8, vs. South Alabama, 11/28/14
Career: 8, vs. South Alabama, 11/28/14
ACC: 4, vs. Syracuse, 1/25/14

Steals

Season: 4, at Duke, 1/13/15
Career: 4, at Duke, 1/13/15
ACC: 4, at Duke, 1/13/15

Blocked Shots

Season: 5 (2x) last vs. Clemson, 2/8/15
Career: 5 (2x) last vs. Clemson, 2/8/15
ACC: 5, vs. Clemson, 2/8/15

Field Goals

Season: 6 (2x) last at Louisville, 2/21/15
Career: 6 (2x) last at Louisville, 2/21/15
ACC: 6, (2x) last at Louisville, 2/21/15

Field Goal Attempts

Season: 14, vs. Louisville, 2/3/15
Career: 14, vs. Louisville, 2/3/15
ACC: 14, vs. Louisville, 2/3/15

Free Throws

Season: 8, at Boston College, 2/16/15
Career: 8, at Boston College, 2/16/15
ACC: 8, at Boston College, 2/16/15

Free Throw Attempts

Season: 10, at Boston College, 2/16/15
Career: 10, at Boston College, 2/16/15
ACC: 10, at Boston College, 2/16/15

3-Point Field Goals

Season: --
Career: --
ACC: --

3-Point Field Goal Attempts

Season: --
Career: --
ACC: --

Minutes

Season: 47, at Boston College, 2/16/15
Career: 47, at Boston College, 2/16/15
ACC: 47, at Boston College, 2/16/15

JEKIRI CAREER STATISTICS

Season	GP	GS	Min.	Avg.	FG	FGA	Pct.	FG	FGA	Pct.	FT	FTA	Pct.	Off.	Def.	Tot.	Avg.	PF	FO	Ast.	TO	Blk	Stl	Pts.	Avg.
2012-13	34	0	235	6.9	18	35	.514	0	0	.000	11	20	.550	28	27	55	1.6	35	0	4	11	11	7	47	1.4
2013-14	33	16	705	21.4	57	125	.456	0	0	.000	25	43	.581	67	113	180	5.5	87	5	22	31	29	21	139	4.2
2014-15	32	32	976	30.5	106	208	.510	0	0	.000	62	86	.721	101	224	325	10.2	97	4	39	46	48	19	274	8.6
TOTAL	99	48	1916	19.4	181	368	.492	0	0	.000	98	149	.658	196	364	560	5.7	219	9	65	88	88	47	460	4.6

JEKIRI 2014-15		Date	GS	Min	TOTAL			3-PTS			FREE THROWS			REBOUNDS			PF	FO	A	TO	Blk	Stl	Pts	Avg	
Opponent					FG	FGA	Pct	3FG	FGA	Pct	FT	FTA	Pct	Off	Def	Tot									Avg
HOWARD		11-14-14	*	26	2	6	.333	0	0	.000	2	2	1.000	5	6	11	11.0	5	1	1	1	1	6	6.0	
at Florida		11-17-14	*	28	2	4	.500	0	0	.000	4	4	1.000	3	5	8	9.5	4	0	1	2	3	1	8	7.0
vs Drexel		11-20-14	*	29	4	9	.444	0	0	.000	0	0	.000	3	10	13	10.7	3	0	4	2	2	0	8	7.3
vs Akron		11-21-14	*	34	4	10	.400	0	0	.000	0	0	.000	7	9	16	12.0	4	0	0	2	4	0	8	7.5
vs Charlotte		11-23-14	*	36	3	5	.600	0	0	.000	5	5	1.000	2	5	7	11.0	2	0	1	0	2	0	11	8.2
at Charlotte		11-25-14	*	32	2	3	.667	0	0	.000	0	2	.000	5	8	13	11.3	5	1	1	1	1	0	4	7.5
SOUTH ALABAMA		11-28-14	*	30	4	7	.571	0	0	.000	5	6	.833	2	6	8	10.9	3	0	8	2	5	0	13	8.3
ILLINOIS		12-02-14	*	29	3	6	.500	0	0	.000	0	0	.000	3	6	9	10.6	4	0	2	1	2	0	6	8.0
GREEN BAY		12-06-14	*	29	1	2	.500	0	0	.000	0	0	.000	1	2	3	9.8	2	0	1	1	1	0	2	7.3
SAVANNAH STATE		12-08-14	*	27	4	6	.667	0	0	.000	0	2	.000	1	8	9	9.7	1	0	3	2	1	1	8	7.4
EASTERN KENTUCKY		12-19-14	*	18	0	1	.000	0	0	.000	2	2	1.000	0	6	6	9.4	2	0	0	1	0	1	2	6.9
vs Providence		12-22-14	*	35	4	7	.571	0	0	.000	4	4	1.000	3	7	10	9.4	2	0	2	3	0	1	12	7.3
CHARLESTON		12-30-14	*	18	4	6	.667	0	0	.000	0	2	.000	0	8	8	9.3	4	0	1	2	1	0	8	7.4
VIRGINIA		01-03-15	*	39	4	8	.500	0	0	.000	0	1	.000	4	8	12	9.5	5	1	3	1	0	2	8	7.4
BOSTON COLLEGE		01-10-15	*	36	5	7	.714	0	0	.000	3	6	.500	1	14	15	9.9	2	0	0	2	3	1	13	7.8
at Duke		01-13-15	*	37	3	5	.600	0	0	.000	4	6	.667	2	8	10	9.9	3	0	0	2	1	4	10	7.9
at Notre Dame		01-17-15	*	24	4	9	.444	0	0	.000	0	0	.000	4	9	13	10.1	2	0	0	0	0	0	8	7.9
NC STATE		01-22-15	*	34	2	3	.667	0	0	.000	2	2	1.000	1	9	10	10.1	3	0	0	1	1	0	6	7.8
at Syracuse		01-24-15	*	36	5	10	.500	0	0	.000	3	3	1.000	6	9	15	10.3	4	0	1	2	3	0	13	8.1
GEORGIA TECH		01-28-15	*	28	5	6	.833	0	0	.000	3	4	.750	4	5	9	10.3	3	0	0	1	0	1	13	8.4
at Florida State		02-01-15	*	31	2	6	.333	0	0	.000	0	0	.000	2	3	5	10.0	4	0	0	0	1	1	4	8.1
LOUISVILLE		02-03-15	*	32	5	14	.357	0	0	.000	0	0	.000	6	4	10	10.0	2	0	2	1	0	0	10	8.2
CLEMSON		02-08-15	*	34	3	7	.429	0	0	.000	0	0	.000	5	12	17	10.3	2	0	2	3	5	0	6	8.1
at Wake Forest		02-11-15	*	21	3	4	.750	0	0	.000	0	0	.000	0	3	3	10.0	5	1	0	0	0	1	6	8.0
at Boston College		02-16-15	*	47	2	9	.222	0	0	.000	8	10	.800	5	10	15	10.2	4	0	0	4	4	1	12	8.2
VIRGINIA TECH		02-18-15	*	28	6	7	.857	0	0	.000	3	4	.750	7	8	15	10.4	1	0	2	1	2	1	15	8.5
at Louisville		02-21-15	*	34	6	12	.500	0	0	.000	1	3	.333	6	9	15	10.6	3	0	1	0	0	0	13	8.6
FLORIDA STATE		02-25-15	*	32	3	4	.750	0	0	.000	6	8	.750	3	8	11	10.6	4	0	0	3	1	1	12	8.8
NORTH CAROLINA		02-28-15	*	35	2	6	.333	0	0	.000	2	4	.500	1	6	7	10.4	2	0	0	1	3	0	6	8.7
at PITT		03-04-15	*	37	4	7	.571	0	0	.000	2	2	1.000	7	4	11	10.5	3	0	1	2	0	0	10	8.7
at Virginia Tech		03-07-15	*	16	1	4	.250	0	0	.000	2	2	1.000	1	2	3	10.2	0	0	1	2	0	1	4	8.5
vs Virginia Tech		03-11-15	*	24	4	8	.500	0	0	.000	1	2	.500	1	7	8	10.2	4	0	1	0	1	0	9	8.8



MANU LECOMTE

Sophomore | Guard | 5-11 | 170

Brussels, Belgium | Athene des Pagodes

20

Lecomte Season Highs

Points

Season: 23, at Duke, 1/13/15
Career: 23, at Duke, 1/13/15
ACC: 23, at Duke, 1/13/15

Rebounds

Season: 4, vs. Savannah State, 12/9/14
Career: 5 (3x), last vs. Wake Forest, 3/8/14
ACC: 5 (3x), last vs. Wake Forest, 3/8/14

Assists

Season: 5 (3x) last vs. Virginia Tech, 3/11/15
Career: 7, at North Carolina, 1/8/14
ACC: 7, at North Carolina, 1/8/14

Steals

Season: 2 (3x), last at Wake Forest, 2/11/15
Career: 3, vs. Wake Forest, 3/8/14
ACC: 3, vs. Wake Forest, 3/8/14

Blocked Shots

Season: --
Career: 1, vs. Ga. Southern, 11/11/13
ACC: --

Field Goals

Season: 7 at Charlotte, 11/25/14
Career: 8, at Maryland, 1/29/14
ACC: 8, at Maryland, 1/29/14

Field Goal Attempts

Season: 13 (2x) last at Charlotte, 11/25/14
Career: 13 (2x) last at Charlotte, 11/25/14
ACC: 12, at Georgia Tech, 1/18/14

Free Throws

Season: 10, at Duke, 1/13/15
Career: 10, at Duke, 1/13/15
ACC: 10, at Duke, 1/13/15

Free Throw Attempts

Season: 11, at Duke, 1/13/15
Career: 11, at Duke, 1/13/15
ACC: 11, at Duke, 1/13/15

3-Point Field Goals

Season: 5, at Virginia Tech, 3/7/15
Career: 5, at Virginia Tech, 3/7/15
ACC: 5, at Virginia Tech, 3/7/15

3-Point Field Goal Attempts

Season: 10, vs. Charlotte, 11/23/14
Career: 10, vs. Charlotte, 11/23/14
ACC: 6, at Virginia Tech, 3/7/15

Minutes

Season: 37, vs. North Carolina, 2/28/15
Career: 38, at North Carolina, 1/8/14
ACC: 38, at North Carolina, 1/8/14

2013-14			
Opposition	P	R	A
St. Francis (NY)	9	1	1
Ga. Southern	12	4	1
Texas Southern	12	3	4
at C of Charleston	14	4	5
UCF	0	0	2
vs Geo. Wash.	5	2	0
at CS Fullerton	4	3	1
vs Arizona State	2	1	1
at Nebraska	5	2	4
Virginia Tech	7	4	2
at Savannah State	10	2	4
La Salle	5	4	2
Loyola	6	0	3
at Syracuse	8	0	0
at North Carolina	11	3	7
Florida State	2	1	6
at Georgia Tech	16	4	3
Duke	4	0	2
Syracuse	3	0	1
at Maryland	19	0	2
Norfolk State	13	3	2
Pittsburgh	8	5	2
NC State	13	4	1
at Florida State	6	0	3
at Virginia Tech	0	0	2
Notre Dame	8	1	2
Boston College	11	3	1
at Virginia	3	5	0
at NC State	15	2	3
at Clemson	4	2	1
Wake Forest	9	5	6
vs Virginia Tech	2	2	3
vs NC State	7	0	0

- Manu Lecomte -- pronounced Man-ew La-cont (French).
- Increased strength since arriving at UM in 2013.
- Competed in Belgium's U16, U18 and U20 championships, leading Belgian team to championship game of FIBA U20 European Championships, Division B. Named to U20 Men Division B 2014 All-Tournament Team after averaging 20.0 points, 5.0 rebounds, 3.0 assists, 1.1 steals in 30.4 minutes per game.
- Can shoot the three or pull up for jumpers.
- Max bench: 300, up 85 pounds since his arrival. 185 Bench: 18x.
- One of three players returning from the 2013-14 squad.
- Played as an amateur at the pro level in Belgium since he was 16.
- Head coach Larrañaga and assistant coach Michael Huger both played pro ball in Belgium.
- Young collegiate player, turning 18 in August of his freshman year at Miami.
- Very good shooter who averages in upper 60s in five minutes of threes drill.
- Adjusted well to American culture and has acclimated himself well to Miami.
- Did not visit campus before attending UM.
- Improved strength in short amount of time.
- Approach vertical: 35.5 | Bench max: 245 | 185 test: 11
- Very professional about his game, wants to improve, spends a lot of time working at it.
- First language is French. Mother is Cameroonian and father is Belgian.
- Played for second division Mons-Hainaut Belfius in Belgium where he averaged 12.4 points, 2.8 rebounds, and 3.2 assists per game
- Favorites: Food: Spaghetti. Movie: Space Jam. Pro athlete: Tony Parker. Ice cream flavor: Strawberry.
- Biggest fear: Spiders. Best advice given: Visualize how you want to play. Why UM: Coaching staff. Started playing basketball: Age 4.


Summer of 2014: Led Belgian team to championship game of FIBA U20 European Championships, Division B, held in Sarajevo, Bosnia & Herzegovina ... Named to U20 Men Division B 2014 All-Tournament Team ... Averaged 20.0 points, 5.0 rebounds, 3.0 assists, 1.1 steals in 30.4 minutes per game ... In eight games, averaged 47.1 percent from the field, including 53.8 percent from 2-point range, and was 79.5 percent at the line ... Ranked second in the tournament in points per game, fourth in field goals made and free throw percentage and seventh in free throws made ... Posted a 34-point night against Belarus, also recording four assists, three steals and three rebounds in the 21-point win ... Against Cyprus hit 11-of-13 from the line ... Drained four shots from long distance in two outings ... Six or more rebounds in four games.

Personal: Full name is Emmanuel Lecomte ... Goes by Manu [man-ew] ... Last name pronounced La-conn-t ... Born Aug. 16, 1995 ... Son of Philippe and Marie ... Brother to Christina ... Played for second division Mons-Hainaut Belfius in Belgium ... Majoring in economics ... Also played for Dexia Mons-Hainaut where he has averaged 12.4 points, 2.8 rebounds, and 3.2 assists per game ... A true point guard who can also shoot the three or pull up for jumpers ... Competed in Belgium's U16, U18 and U20 championships, most recently playing in the U18 European Championship, where he led his country in scoring with 12.0 ppg and 2.9 assists in eight outings ... Also recruited by Gonzaga, Creighton and UAB.

LECOMTE CAREER STATISTICS

Season	GP	GS	Min.	Avg.	FG	FGA	Pct.	3-Point			Free Throws			Off.	Rebounds			PF	FO	Ast.	TO	Blk	Stl	Scoring	
								FG	FGA	Pct.	FT	FTA	Pct.		Def.	Tot.	Avg.							Pts.	Avg.
2013-14	33	17	924	28.0	85	200	.425	27	68	.397	56	72	.778	23	47	70	2.1	63	0	77	58	1	21	253	7.7
2014-15	32	19	739	23.1	83	188	.441	49	105	.467	45	52	.865	9	34	43	1.3	45	0	59	35	0	17	260	8.1
TOTAL	65	36	1663	25.6	168	388	.433	76	173	.439	101	124	.815	32	81	113	1.7	108	0	136	93	1	38	513	7.9

LECOMTE 2014-15			TOTAL				3-PTS			FREE THROWS			REBOUNDS				PF	FO	A	TO	Blk	Stl	Pts	Avg
Opponent	Date	GS	Min	FG	FGA	Pct	3FG	FGA	Pct	FT	FTA	Pct	Off	Def	Tot	Avg								
HOWARD	11-14-14	*	21	5	9	.556	3	6	.500	1	1	1.000	1	1	2	2.0	4	0	3	1	0	2	14	14.0
at Florida	11-17-14	*	22	1	3	.333	1	3	.333	0	0	.000	0	1	1	1.5	4	0	1	3	0	0	3	8.5
vs Drexel	11-20-14	*	34	6	9	.667	3	5	.600	0	0	.000	1	2	3	2.0	0	0	1	1	0	0	15	10.7
vs Akron	11-21-14	*	32	5	6	.833	2	3	.667	0	0	.000	1	0	1	1.8	2	0	5	0	0	0	12	11.0
vs Charlotte	11-23-14	*	36	6	13	.462	3	10	.300	0	0	.000	0	0	0	1.4	0	0	2	0	0	1	15	11.8
at Charlotte	11-25-14	*	36	7	13	.538	4	5	.800	0	0	.000	1	0	1	1.3	1	0	1	2	0	1	18	12.8
SOUTH ALABAMA	11-28-14	*	28	3	6	.500	2	3	.667	6	6	1.000	1	2	3	1.6	1	0	5	0	0	1	14	13.0
ILLINOIS	12-02-14	*	35	4	8	.500	2	5	.400	5	7	.714	2	1	3	1.8	3	0	1	0	0	0	15	13.3
GREEN BAY	12-06-14	*	17	0	2	.000	0	1	.000	0	0	.000	0	0	0	1.6	2	0	0	3	0	1	0	11.8
SAVANNAH STATE	12-08-14	*	32	5	7	.714	4	6	.667	1	1	1.000	0	4	4	1.8	2	0	0	3	0	0	15	12.1
EASTERN KENTUCKY	12-19-14	*	33	3	9	.333	1	5	.200	0	0	.000	0	2	2	1.8	1	0	3	1	0	0	7	11.6
vs Providence	12-22-14	*	15	0	5	.000	0	4	.000	0	0	.000	0	0	0	1.7	1	0	1	1	0	0	0	10.7
CHARLESTON	12-30-14	*	22	2	7	.286	1	3	.333	0	0	.000	0	3	3	1.8	1	0	2	1	0	1	5	10.2
VIRGINIA	01-03-15	*	10	0	3	.000	0	1	.000	0	0	.000	0	0	0	1.6	2	0	1	0	0	0	0	9.5
BOSTON COLLEGE	01-10-15	*	24	3	7	.429	1	4	.250	0	0	.000	0	1	1	1.6	0	0	2	0	0	2	7	9.3
at Duke	01-13-15	*	28	5	10	.500	3	4	.750	10	11	.909	0	1	1	1.6	2	0	2	1	0	1	23	10.2
at Notre Dame	01-17-15	*	15	1	4	.250	1	2	.500	0	0	.000	1	0	1	1.5	0	0	1	1	0	1	3	9.8
NC STATE	01-22-15	*	12	0	3	.000	0	1	.000	0	0	.000	0	0	0	1.4	0	0	1	1	0	1	0	9.2
at Syracuse	01-24-15	*	15	3	8	.375	1	3	.333	0	0	.000	0	1	1	1.4	1	0	2	0	0	0	7	9.1
GEORGIA TECH	01-28-15	*	21	2	6	.333	2	3	.667	0	0	.000	0	0	0	1.4	1	0	2	1	0	0	6	9.0
at Florida State	02-01-15	*	20	3	3	1.000	2	2	1.000	0	0	.000	0	1	1	1.3	1	0	4	3	0	0	8	8.9
LOUISVILLE	02-03-15	*	13	0	1	.000	0	0	.000	3	3	1.000	0	0	0	1.3	0	0	3	1	0	1	3	8.6
CLEMSON	02-08-15	*	25	2	6	.333	2	5	.400	0	0	.000	0	1	1	1.3	2	0	3	0	0	1	6	8.5
at Wake Forest	02-11-15	*	26	1	2	.500	1	2	.500	0	0	.000	0	1	1	1.3	1	0	2	2	0	2	3	8.3
at Boston College	02-16-15	*	31	2	5	.400	1	4	.250	5	6	.833	0	2	2	1.3	3	0	1	0	0	0	10	8.4
VIRGINIA TECH	02-18-15	*	13	2	4	.500	2	3	.667	0	2	.000	0	3	3	1.3	2	0	0	0	0	0	6	8.3
at Louisville	02-21-15	*	9	1	2	.500	0	0	.000	0	0	.000	1	0	1	1.3	0	0	0	4	0	0	2	8.0
FLORIDA STATE	02-25-15	*	11	0	1	.000	0	1	.000	0	0	.000	0	1	1	1.3	1	0	0	1	0	0	0	7.8
NORTH CAROLINA	02-28-15	*	37	3	9	.333	1	2	.500	3	3	1.000	0	3	3	1.4	2	0	4	3	0	1	10	7.8
at PITT	03-04-15	*	18	2	3	.667	1	1	1.000	2	2	1.000	0	1	1	1.4	1	0	1	1	0	0	7	7.8
at Virginia Tech	03-07-15	*	24	6	8	.750	5	6	.833	3	4	.750	0	1	1	1.4	4	0	0	0	0	0	20	8.2
vs Virginia Tech	03-11-15	*	24	0	6	.000	0	2	.000	6	6	1.000	0	1	1	1.3	0	0	5	0	0	0	6	8.1



SHELDON McCLELLAN 10

Redshirt Junior | Guard | 6-5 | 205

Houston, Texas | Texas | Bellaire

Midseason Watch List for Jerry West Award
ACC Player of the Week - Dec. 1, 2014

2014-15 All-ACC Basketball Team, H.M.

"He's an extremely gifted athlete. Running, jumping, changing directions, balance. He's as high a level an athlete as I've coached in 43 years. He has a certain way of playing that's very, very good." - Coach L.
"No question, he's been one of the most talented guys we've ever been around." - Assistant Coach Eric Konkol

- Nickname is Mac.
- Tremendous redshirt year, making himself more of an offensive threat. A volume scorer.
- Good in transition, making a wide assortment of layups, both left and right handed.
- Now a proficient 3-point shooter, and worked on perimeter jump shot.
- Strength numbers are at highest levels of his career, including a 60-pound gain in bench press.
- Ability to get fouled a lot due to his attack mentality.
- Max bench: 285, up 80 pounds since his arrival. 185 Bench: 13x.
- Entertaining personality with a quick wit.
- Coaches want him to be the Carmelo Anthony of the team.
- Grew up working on his game with John Lucas.
- Transferred from University of Texas in fall of 2013, sitting out 2013-14 due to NCAA transfer rules.
- Averaged 13.5 points and 3.9 rebounds as a sophomore for the Longhorns.
- Favorites: Food: Sloppy Joe and Chipotle. Movie: Chuckie. Pro athlete: Kyrie Irving. Quote: Elite. Ice cream flavor: Vanilla.
- Why UM: Coach L. Started playing basketball: Age 3.
- McClellan after watching Miami play in the 2013 NCAA Tournament games in Austin, Texas: "I liked the plays they ran, the open-court stuff, and the way they all seemed to be playing for each other. They seemed to be having fun, and the coaches seemed positive on the bench. I wish I had come here as a freshman."

"At UM, everything is positive, never any negative energy. Coach L is like a father on the court. I love him to death. I like how positive he is, whether after a bad shot or reminding us to move on to the next play. That's how I liked to be pushed, not by negative reinforcement." - Sheldon McClellan

High School: No. 47 prospect nationally in the ESPNU 100 and No. 60 prospect by Rivals.com following senior season ... Averaged a team-best 25.6 points, 7.2 rebounds, 5.0 assists and 2.0 steals per game while helping Bellaire to a 20-9 mark and the first round of the Class 5A state playoffs ... Career-high 56 points in the season-opening win against Booker T. Washington ... Averaged 20 points per game while leading Bellaire to a 35-2 record and a trip to the Class 5A regional finals in his junior season ... Coached by Bruce Glover.

Personal: Born Dec. 21, 1992 in Houston, Texas ... Full name is Sheldon Reeves McClellan ... Son of Angel Johnson (mother) ... Brother to Justin Jones ... Majoring in liberal arts ... Played AAU for Houston Select ... Cousin Jawaan McClellan played basketball for Arizona and professionally overseas ... Favorite food is a homemade sloppy joe.

2011-12					2012-13				
Opposition	P	R	A		Opposition	P	R	A	
Boston Univ.	6	1	2		Fresno State	20	2	0	
Rhode Island	10	2	0		Coppin State	25	2	1	
vs Oregon State	12	5	1		vs Chaminade	14	1	1	
vs NC State	16	3	0		vs USC	11	7	1	
Sam Houston St.	12	6	0		vs Mississippi St.	19	5	0	
North Texas	8	1	0		Sam Houston St.	16	8	0	
at UCLA	8	2	0		UT Arlington	14	5	1	
UT Arlington	23	6	0		vs Georgetown	12	4	0	
Texas State	13	6	1		vs UCLA	12	2	3	
Nichols State	12	3	1		Texas State	10	8	2	
Temple	6	8	0		North Carolina	18	6	3	
at North Carolina	16	2	0		at Michigan St.	13	2	0	
Rice	19	2	0		Rice	14	9	0	
at Iowa State	14	4	0		at Baylor	21	5	2	
Oklahoma State	6	4	1		West Virginia	9	5	0	
Texas A&M	7	0	1		at Iowa State	0	0	0	
at Missouri	6	3	2		Kansas	18	1	1	
at Kansas State	19	3	2		at Oklahoma	25	4	2	
Kansas	11	5	1		Texas Tech	10	3	0	
Iowa State	5	2	1		at Kansas State	15	4	1	
at Baylor	2	0	1		TCU	15	3	0	
Missouri	2	3	0		at West Virginia	14	8	1	
Texas Tech	17	3	1		Oklahoma State	4	2	0	
at Texas A&M	15	3	0		Iowa State	18	8	0	
Kansas State	11	7	0		at Kansas	7	4	0	
at Oklahoma	13	5	0		at TCU	0	0	0	
at Oklahoma St.	15	2	0		Kansas State	15	5	1	
Baylor	13	5	0		Oklahoma	18	8	3	
at Texas Tech	7	3	1		at Oklahoma St.	0	2	0	
Oklahoma	24	3	0		Baylor	23	1	0	
at Kansas	6	2	2		at Texas Tech	27	4	2	
vs Iowa State	9	2	0		vs TCU	12	1	1	
vs Missouri	10	4	0		vs Kansas State	5	1	1	
vs Cincinnati	10	2	3		at Houston	6	2	2	

McClellan Season / Career Highs

Points

Season: 31, at Charlotte, 11/25/14
Career: 31, at Charlotte, 11/25/14
ACC: 24, at Boston College, 2/16/15

Rebounds

Season: 11, at Charlotte, 11/25/14
Career: 11, at Charlotte, 11/25/14
ACC: 10, vs. NC State, 1/22/15

Assists

Season: 5 (3x) last at Virginia Tech, 3/7/15
Career: 5 (3x) last at Virginia Tech, 3/7/15
ACC: 5 (2x) last at Virginia Tech, 3/7/15

Steals

Season: 3 (2x) last vs. Virginia, 01/03/15
Career: 4, at Kansas, 2/16/13
ACC: 3, vs. Virginia, 01/03/15

Blocked Shots

Season: 1 (6x) last vs. Virginia Tech, 3/11/15
Career: 1 (12x), last vs. Virginia Tech, 3/11/15
ACC: 1 (5x) last at Virginia Tech, 3/7/15

Field Goals

Season: 11, at Charlotte, 11/25/14
Career: 11, at Charlotte, 11/25/14
ACC: 8, at Boston College, 2/16/15

Field Goal Attempts

Season: 17, at Charlotte, 11/25/14
Career: 20, at Oklahoma, 1/21/13
ACC: 16, at Pittsburgh, 3/4/15

Free Throws

Season: 7 (2x) last at Pittsburgh, 3/4/15
Career: 14, vs. Fresno State, 11/9/12
ACC: 7 (2x) last at Pittsburgh, 3/4/15

Free Throw Attempts

Season: 8, at Pittsburgh, 3/4/15
Career: 14, vs. Fresno State, 11/9/12
ACC: 8, at Pittsburgh, 3/4/15

3-Point Field Goals

Season: 5, at Charlotte, 11/25/14
Career: 5, at Charlotte, 11/25/14
ACC: 4, at Boston College, 2/16/15

3-Point Field Goal Attempts

Season: 8, vs. Providence, 12/22/14
Career: 9, vs. Oklahoma 2/29/12
ACC: 7 (2x) last at Boston College, 2/16/15

Minutes

Season: 50, vs. Virginia, 01/03/15
Career: 50, vs. Virginia, 01/03/15
ACC: 50, vs. Virginia, 01/03/15


McCLELLAN CAREER STATISTICS

Texas	GP	GS	Min.	Avg.	FG	FGA	Pct.	3-Point	FG	FGA	Pct.	FT	FTA	Pct.	Off.	Def.	Tot.	Avg.	PF	FO	Ast.	TO	Blk	Stl	Pts.	Scoring	
2011-12	34	9	879	25.9	129	288	.448	35	113	.310	90	119	.756	39	73	.534	73	112	3.3	34	0	21	30	3	35	383	11.3
2012-13	34	15	929	27.3	136	356	.382	33	121	.273	155	186	.833	36	96	.375	96	132	3.9	28	0	29	57	3	28	460	13.5
TOTAL	68	24	1808	26.6	265	644	.411	68	234	.291	245	305	.803	75	169	.444	169	244	3.6	62	0	50	87	6	63	843	12.4

Miami	GP	GS	Min.	Avg.	FG	FGA	Pct.	FG	FGA	Pct.	FT	FTA	Pct.	Off.	Def.	Tot.	Avg.	PF	FO	Ast.	TO	Blk	Stl	Pts.	Avg.
2014-15	32	32	1072	33.5	167	333	.502	48	128	.375	92	114	.807	26	122	148	4.6	50	0	66	42	6	29	474	14.8

McCLELLAN 2014-15

Opponent	Date	GS	Min	FG	FGA	Pct	3FG	FGA	Pct	FT	FTA	Pct	Off	Def	Tot	Avg	PF	FO	A	TO	Blk	Stl	Pts	Avg
HOWARD	11-14-14	*	25	8	12	.667	0	3	.000	3	4	.750	0	4	4	4.0	1	0	2	2	0	1	19	19.0
at Florida	11-17-14	*	39	4	10	.400	0	1	.000	1	3	.333	2	5	7	5.5	1	0	5	1	0	0	9	14.0
vs Drexel	11-20-14	*	32	2	7	.286	1	3	.333	0	0	.000	1	4	5	5.3	0	0	3	1	0	1	5	11.0
vs Akron	11-21-14	*	27	7	11	.636	1	3	.333	2	3	.667	0	6	6	5.5	2	0	3	3	0	3	17	12.5
vs Charlotte	11-23-14	*	36	9	15	.600	0	2	.000	1	1	1.000	3	5	8	6.0	3	0	3	3	0	1	19	13.8
at Charlotte	11-25-14	*	34	11	17	.647	5	7	.714	4	4	1.000	1	10	11	6.8	1	0	3	3	0	2	31	16.7
SOUTH ALABAMA	11-28-14	*	29	6	6	1.000	1	1	1.000	4	4	1.000	0	2	2	6.1	1	0	2	1	0	0	17	16.7
ILLINOIS	12-02-14	*	37	5	10	.500	2	4	.500	2	2	1.000	1	8	9	6.5	2	0	2	0	0	0	14	16.4
GREEN BAY	12-06-14	*	33	7	16	.438	1	3	.333	1	2	.500	2	6	8	6.7	4	0	1	0	0	0	16	16.3
SAVANNAH STATE	12-08-14	*	29	4	5	.800	1	1	1.000	6	6	1.000	2	2	4	6.4	3	0	3	2	0	2	15	16.2
EASTERN KENTUCKY	12-19-14	*	32	4	9	.444	3	7	.429	3	6	.500	0	1	1	5.9	4	0	1	3	0	0	14	16.0
vs Providence	12-22-14	*	38	6	15	.400	2	8	.250	3	3	1.000	2	2	4	5.8	3	0	1	2	0	2	17	16.1
CHARLESTON	12-30-14	*	25	4	7	.571	1	1	1.000	2	3	.667	1	1	2	5.5	1	0	0	0	0	0	11	15.7
VIRGINIA	01-03-15	*	50	4	10	.400	2	6	.333	6	6	1.000	2	6	8	5.6	3	0	0	5	0	3	16	15.7
BOSTON COLLEGE	01-10-15	*	36	5	10	.500	1	3	.333	0	1	.000	1	5	6	5.7	2	0	2	0	1	0	11	15.4
at Duke	01-13-15	*	31	5	11	.455	1	5	.200	3	4	.750	0	3	3	5.5	1	0	2	1	0	1	14	15.3
at Notre Dame	01-17-15	*	36	6	13	.462	2	6	.333	3	3	1.000	0	2	2	5.3	0	0	1	1	1	1	17	15.4
NC STATE	01-22-15	*	32	4	8	.500	1	3	.333	7	7	1.000	2	8	10	5.6	0	0	3	0	0	0	16	15.4
at Syracuse	01-24-15	*	27	3	9	.333	0	4	.000	1	2	.500	0	5	5	5.5	1	0	1	1	0	2	7	15.0
GEORGIA TECH	01-28-15	*	30	2	7	.286	0	2	.000	2	2	1.000	0	0	0	5.3	1	0	0	1	0	0	6	14.6
at Florida State	02-01-15	*	34	4	10	.400	3	7	.429	2	4	.500	0	2	2	5.1	1	0	3	2	0	1	13	14.5
LOUISVILLE	02-03-15	*	25	2	5	.400	0	1	.000	2	2	1.000	0	2	2	5.0	1	0	0	1	0	2	6	14.1
CLEMSON	02-08-15	*	31	6	8	.750	3	5	.600	4	4	1.000	0	3	3	4.9	0	0	1	1	1	0	19	14.3
at Wake Forest	02-11-15	*	36	4	9	.444	1	4	.250	2	4	.500	2	6	8	5.0	1	0	5	1	0	0	11	14.2
at Boston College	02-16-15	*	48	8	15	.533	4	7	.571	4	4	1.000	0	4	4	5.0	2	0	3	0	0	0	24	14.6
VIRGINIA TECH	02-18-15	*	28	7	10	.700	2	3	.667	5	6	.833	0	3	3	4.9	0	0	3	1	1	1	21	14.8
at Louisville	02-21-15	*	37	7	13	.538	3	6	.500	0	0	.000	1	3	4	4.9	1	0	2	0	0	1	17	14.9
FLORIDA STATE	02-25-15	*	37	6	12	.500	2	4	.500	5	6	.833	0	2	2	4.8	1	0	2	1	0	1	19	15.0
NORTH CAROLINA	02-28-15	*	25	4	10	.400	2	6	.333	1	2	.500	0	1	1	4.6	4	0	0	2	0	1	11	14.9
at PITT	03-04-15	*	38	6	16	.375	1	4	.250	7	8	.875	2	2	4	4.6	2	0	4	2	0	1	20	15.1
at Virginia Tech	03-07-15	*	35	2	8	.250	0	4	.000	2	2	1.000	1	3	4	4.6	1	0	5	1	1	2	6	14.8
vs Virginia Tech	03-11-15	*	40	5	9	.556	2	4	.500	4	6	.667	0	6	6	4.6	2	0	0	0	1	0	16	14.8



KAMARI MURPHY

Junior | Forward | 6-9 | 216

21

Brooklyn, N.Y. | Oklahoma State | IMG | Lincoln HS

- Transferred from Oklahoma State in fall of 2014. Sitting out 2014-15 season due to NCAA transfer rules.
- Explosive athlete with pogo-stick type hops.
- Takes pride in defense - can guard positions 1-5.
- Treats practice like games, competing hard and wanting to win drills.
- Focused on increasing skill level to become a consistent perimeter shooter and gain a proficient inside-outside game.
- Led Cowboys in total rebounds and total blocks as a sophomore.
- Spent post-graduate year at IMG Academy in Bradenton, Fla.
- Graduated from Lincoln High School in Brooklyn, N.Y., same school that produced Stephon Marbury, Sebastian Telfair and Lance Stephenson.
- Also played football for two seasons in high school.
- Favorites: Food: Baked mac and cheese. Movies: Gone in 60 Seconds and Friday Night Lights. Pro athlete: LeBron James, Tiger Woods. Advice received: Life is not a sprint, it is a marathon. Ice cream flavor: Strawberry.
- Biggest fear: Bugs. Why UM: Coach L. Started playing basketball: Age 10.

As a Sophomore at Oklahoma State (2013-14)

Led Cowboys in total rebounds pulling down 199 for the season, as well as blocks with total of 40, despite missing the season opener vs MVSU ... Pulled down six rebounds and blocked two shots in first game of the season vs. Utah Valley ... Grabbed six rebounds and blocked career high four shots vs. Delaware State ... Recorded first career double-double with 10 points and 10 rebounds at Texas ... Scored season high 12 points at Kansas ... Established career high with three steals and matched career high with four blocked shots vs. Texas ... Recorded second 10-point, eight-rebound effort of season against Robert Morris ... Perfect 5-of-5 from floor for 10 points vs. Louisiana Tech ... Ten points and eight rebounds vs. Butler ... Seven points, six boards and two shots vs. Arkansas-Pine Bluff ... Grabbed team-leading, season high 13 rebounds vs. Oklahoma (2/15) ... Eighth in blocks per game (1.3 bpg) and 15th in rebounding in Big 12.

As a Freshman at Oklahoma State (2012-13)

Grabbed six rebounds in semifinal game against Kansas State at Big 12 Championship ... Scored eight points, including six in first half, and grabbed four boards against Baylor ... Extremely efficient at Kansas, scoring four points, grabbing five rebounds and dishing out an assist in eight minutes ... Came off bench last five games after starting first 15 contests of season ... Career-high six trips to charity stripe vs Texas Tech ... Dished out career-best three assists vs TCU ... Scored 12 points against Tennessee Tech ... Scored career-high 13 points at Virginia Tech ... Recorded first collegiate double-figure rebounding game with career-high 10 boards vs sixth-ranked N.C. State ... Started first game as collegian in season opener against UC Davis ... Blocked four shots against the Aggies, tying for ninth-most by a Cowboy freshman in school history.

High School

Ranked No. 10 on HoopScoop's list of top fifth-year players in 2012 ... Spent post-graduate year at IMG Academy in Bradenton, Fla., and was starting forward for IMG ... Averaged 20 points, 10 rebounds and three assists for team that finished 28-2 against prep schools and was ranked among the top-five nationally ... Graduated from Lincoln High School in Brooklyn, N.Y. -- same school that produced Stephon Marbury, Sebastian Telfair and Lance Stephenson ... Team captain junior and senior seasons under head coach Dwayne Marton ... Averaged 17 points and more than 10 rebounds per game as senior ... Helped lead Railsplitters to PSAL Class-AA title game as senior and Brooklyn regular-season crown and borough title ... Ranked as No. 6 player in state of New York in 2011 according to HoopScoop ... Listed as one of four "standout players" at Super 16 Showcase in Hartford, Conn., in July of 2011 ... Also played football for two seasons in high school ... Recruited by UConn, Miami, Missouri, Louisville, Virginia, Virginia Tech, St. Johns, Rutgers, Florida and Florida State out of high school.

Personal

Born Kamari Michael Murphy on Dec. 14, 1993 ... Son of Michael Murphy and Kemel and Kaheem Draper ... Second oldest of six boys: Jacori, Kusamae, Maalik, Mikwan and Kieron ... Enjoys swimming, playing volleyball and football, and playing video games in his spare time.


2013-14				2012-13			
Opposition	P	R	A	Opposition	P	R	A
Utah Valley	2	6	1	UC Davis	7	6	0
Arkansas-Pine-Bluff	7	6	0	vs Akron	1	6	0
Memphis	5	7	1	vs Tennessee	4	7	1
at USF	0	5	2	vs NC State	4	10	1
vs Purdue	6	6	0	Portland State	9	5	0
vs Butler	10	8	2	at Virginia Tech	13	5	1
vs Memphis	6	6	0	USF	8	7	2
South Carolina	8	7	0	Missouri State	4	9	2
vs Louisiana Tech	10	3	1	Central Arkansas	9	7	1
Delaware State	5	7	1	UT Arlington	2	1	0
vs Colorado	4	5	0	Tennessee Tech	12	5	2
Robert Morris	10	8	3	Gonzaga	0	1	0
at Kansas State	2	3	1	at Kansas State	6	1	0
Texas	4	5	1	TCU	4	6	3
at West Virginia	7	5	0	at Oklahoma	0	3	0
TCU	8	8	0	Texas Tech	5	5	2
at Kansas	12	1	1	at Baylor	0	0	0
West Virginia	0	2	0	West Virginia	0	0	0
at Oklahoma	4	9	2	Iowa State	0	1	0
Baylor	9	5	0	at Kansas	4	5	1
Iowa State	7	6	0	Baylor	8	4	1
at Texas Tech	4	6	1	at Texas	5	6	1
at Texas	10	10	0	at Texas Tech	4	4	0
Oklahoma	7	13	1	Oklahoma	2	4	0
Kansas	3	9	2	Kansas	0	0	0
Texas Tech	10	6	2	at West Virginia	2	2	1
at TCU	6	11	1	at TCU	2	1	0
Kansas	8	4	0	Texas	1	4	0
Kansas State	4	6	0	at Iowa State	2	2	1
at Iowa State	6	9	0	Kansas State	0	1	0
vs Texas Tech	2	1	0	vs Baylor	2	0	1
vs Kansas	6	6	0	vs Kansas State	2	6	0
vs Gonzaga	8	8	0	Oregon	4	6	0

Murphy Season / Career Highs

Points	Career: 13 at Virginia Tech, 12/1/12
Rebounds	Career: 13 vs. Oklahoma, 2/15/14
Assists	Career: 3 (2x) last vs. Robert Morris, 12/30/13
Steals	Career: 3 vs. Texas, 1/8/14
Blocked Shots	Career: 4 (3x) last vs. Texas, 1/8/14
Field Goals	Career: 6 at Virginia Tech, 12/1/12
Field Goal Attempts	Career: 11 vs. Gonzaga, 3/21/14
Free Throws	Career: 4 (2x) last vs. Kansas State, 3/3/14
Free Throw Attempts	Career: 6 vs. Texas Tech, 1/19/13
3-Point Field Goals	Career: 1 (2x) last vs. Central Ark., 12/16/12
3-Point Field Goal Attempts	Career: 1 (4x) last vs. Central Ark., 12/16/12
Foul Disqualifications	Career: 12 total
Minutes	Career: 41 at Iowa State, 3/8/14

MURPHY OKLAHOMA STATE STATISTICS

MONTANA STATE STATISTICS										3-Point				Free Throws				Rebounds				Other								Scoring	
Season	GP	GS	Min.	Avg.	FG	FGA	Pct.	FG	FGA	Pct.	FT	FTA	Pct.	Off.	Def.	Tot.	Avg.	PF	FO	Ast.	TO	Blk	Stl	Pts.	Avg.						
2012-13	33	15	596	18.1	53	115	.461	2	4	.500	18	35	.514	52	78	130	3.9	73	2	21	35	20	8	126	3.8						
2013-14	33	21	855	25.9	82	153	.536	0	0	.000	36	63	.571	63	144	207	6.3	113	10	23	38	41	17	200	6.1						
Totals	66	36	1451	22.0	135	268	.504	2	4	.500	54	98	.551	115	222	337	5.1	186	12	44	73	61	25	326	4.9						



JA'QUAN NEWTON

Freshman | Guard | 6-2 | 185

Philadelphia, Pa. | Neumann-Goretti HS

0

Newton Season Highs

Points

Season: 16, at Notre Dame, 1/17/15
ACC: 16, at Notre Dame, 1/17/15

Rebounds

Season: 4, at Virginia Tech, 3/7/15
ACC: 4, at Virginia Tech, 3/7/15

Assists

Season: 5, at Notre Dame, 1/17/15
ACC: 5, at Notre Dame, 1/17/15

Steals

Season: 1 (7x), last vs. North Carolina, 2/28/15
ACC: 1 (2x) last vs. North Carolina, 2/28/15

Blocked Shots

Season: 1 (2x) last at Notre Dame, 1/17/15
ACC: 1, at Notre Dame, 1/17/15

Field Goals

Season: 6, at Notre Dame, 1/17/15
ACC: 6, at Notre Dame, 1/17/15

Field Goal Attempts

Season: 9, at Notre Dame, 1/17/15
ACC: 9, at Notre Dame, 1/17/15

Free Throws

Season: 6, vs. Howard, 11/14/14
ACC: 4 (2x) last at Virginia Tech, 3/7/15

Free Throw Attempts

Season: 7, vs. Charleston, 12/30/14
ACC: 6, at Notre Dame, 1/17/15

3-Point Field Goals

Season: 1 (2x) last at Wake Forest, 2/11/15
ACC: 1 (2x) last at Wake Forest, 2/11/15

3-Point Field Goal Attempts

Season: 2 (2x) last vs. Louisville, 2/3/15
ACC: 2 (2x) last vs. Louisville, 2/3/15

Minutes

Season: 33, at Pittsburgh, 3/4/15
ACC: 33, at Pittsburgh, 3/4/15

"One of the things about Ja'Quan, is that he played in a very competitive league in high school and is versatile, so he can play with a lot of different types of guys. He knows how to score." — Coach L

- Competitor with a real feel for the game. Fearless and relentless. Passionate and energetic.
- Knack for getting in the lane off the dribble, then makes good decisions in the lane: floater, pass, dribble.
- Improved defensively and can play multiple positions, on and off of the ball.
- Getting stronger daily.
- Tremendous ability to finish 8-feet and in. Working to become a better 3-point shooter.
- Max bench: 236, up 60 pounds since his arrival. 185 Bench: 7x.
- Ranked No. 58 in ESPN's Top 100.
- Ranked No. 1 in the state and is the 12th-best PG in the country by ESPN.
- Scored 1,972 career points in high school.
- Leading scorer in both the history of the Catholic School League in Philadelphia and in Neumann-Goretti history. Owns three PIAA state titles.
- Mother passed away March 2014 after 3-year battle with breast cancer, one day prior to state championship game in which Newton scored 33 points.
- Played on Cherashore Playground basketball court at 10th and Olney in Philadelphia. Played in the Chosen League.
- Dad, Joe Newton, was NABC Division II national player of the year out of the University of Central Oklahoma.
- Favorites: Food: Fried chicken. Movie: Friday. Pro athlete: LeBron James. Subject in school: Math. Ice cream flavor: Vanilla. Cartoon: Tom and Jerry. Player when I was a kid: Allen Iverson.
- Why UM: Style of play and city of Miami. Ideal job after hoops: Coach.


High School: Ranked No. 58 in ESPN's Top 100 ... Ranked No. 1 in the state and is the 12th-best PG in the country by ESPN ... Catholic League MVP ... All-Catholic First Team ... Led team with 21.7 points Scored 1,972 career points in high school ... Guided the Saints to 22-4 record and sixth-straight Catholic League Championship ... Scored 15 of his 23 points in second half to seal the victory ... Started four-straight years in Catholic League Championship game ... Leading scorer in both the history of the Catholic School League in Philadelphia and in Neumann-Goretti history ... Secured a double-double with 14 points and 10 rebounds in first round of the Pennsylvania Interscholastic Athletic Association playoffs ... Scored 33 points and go-ahead bucket in overtime to win PIAA Class AAA Championship ... Consensus Top 60 player ... Averaged 18.0 points as a junior.

Personal: Born Ja'Quan Naasir Newton on August 23, 1995 in Philadelphia ... Son of the late Lisa Brown, and Joe Newton ... Brother to Cary Rudd and Miing Newton ... Mother passed away March 2014 after 3-year battle with breast cancer, one day prior to state championship game in which Newton scored 33 points ... NBPA Top 100 Camp ... LeBron James Skills Academy ... Played AAU ball for Team Final, the same squad as Miami teammate Davon Reed ... Also recruited by UCLA, Texas A&M and Minnesota.

NEWTON CAREER STATISTICS

Season	GP	GS	Min.	Avg.	FG	FGA	Pct.	3-Point FG	3-Point FGA	3-Point Pct.	Free Throws FT	Free Throws FTA	Free Throws Pct.	Rebounds Off.	Rebounds Def.	Rebounds Tot.	Avg.	PF	FO	Ast.	TO	Blk	Stl	Scoring Pts.	Avg.
2014-15	29	2	369	12.7	34	80	.425	2	8	.250	34	54	.630	5	23	28	1.0	27	0	39	30	2	8	104	3.6

NEWTON 2014-15		TOTAL					3-PTS			FREE THROWS			REBOUNDS													
Opponent	Date	GS	Min	FG	FGA	Pct	3FG	FGA	Pct	FT	FTA	Pct	Off	Def	Tot	Avg	PF	FO	A	TO	Blk	Stl	Pts	Avg		
HOWARD	11-14-14		16	1	2	.500	0	0	.000	6	6	1.000	0	0	0	0.0	2	0	0	0	0	0	8	8.0		
at Florida	11-17-14		12	2	3	.667	0	0	.000	1	2	.500	0	1	1	0.5	0	0	3	1	0	0	5	6.5		
vs Drexel	11-20-14		19	2	3	.667	0	0	.000	3	3	1.000	0	1	1	0.7	1	0	3	4	0	1	7	6.7		
vs Akron	11-21-14		19	1	5	.200	0	0	.000	2	4	.500	0	0	0	0.5	0	0	1	0	0	1	4	6.0		
vs Charlotte	11-23-14		14	1	3	.333	0	0	.000	1	4	.250	1	2	3	1.0	0	0	3	2	0	1	3	5.4		
at Charlotte	11-25-14		7	0	1	.000	0	0	.000	0	0	.000	0	0	0	0.8	2	0	0	0	0	0	0	4.5		
SOUTH ALABAMA	11-28-14		17	2	3	.667	0	0	.000	1	2	.500	0	1	1	0.9	1	0	0	1	0	0	5	4.6		
ILLINOIS	12-02-14		5	0	0	.000	0	0	.000	0	0	.000	0	2	2	1.0	2	0	1	0	0	0	0	4.0		
GREEN BAY	12-06-14		4	0	2	.000	0	1	.000	0	0	.000	0	0	0	0.9	0	0	0	1	0	0	0	3.6		
SAVANNAH STATE	12-08-14		6	1	1	1.000	0	0	.000	0	0	.000	0	0	0	0.8	0	0	0	0	0	1	2	3.4		
EASTERN KENTUCKY	12-19-14		19	0	1	.000	0	0	.000	2	2	1.000	1	1	2	0.9	2	0	3	0	1	0	2	3.3		
vs Providence	12-22-14		9	1	2	.500	0	0	.000	1	1	1.000	0	0	0	0.8	0	0	1	1	0	1	3	3.3		
CHARLESTON	12-30-14		12	1	1	1.000	0	0	.000	4	7	.571	0	0	0	0.8	1	0	0	0	0	0	6	3.5		
VIRGINIA	01-03-15		5	0	2	.000	0	0	.000	0	0	.000	0	1	1	0.8	1	0	1	1	0	0	0	3.2		
at Duke	01-13-15		10	2	3	.667	0	0	.000	0	1	.000	1	1	2	0.9	2	0	3	4	0	0	4	3.3		
at Notre Dame	01-17-15		28	6	9	.667	0	0	.000	4	6	.667	2	0	2	0.9	1	0	5	2	1	1	16	4.1		
NC STATE	01-22-15		5	0	2	.000	0	0	.000	0	0	.000	0	0	0	0.9	1	0	1	0	0	0	0	3.8		
at Syracuse	01-24-15		9	1	2	.500	1	2	.500	0	0	.000	0	0	0	0.8	0	0	0	0	0	0	3	3.8		
GEORGIA TECH	01-28-15		7	1	1	1.000	0	0	.000	1	2	.500	0	0	0	0.8	3	0	0	1	0	0	3	3.7		
at Florida State	02-01-15		4	1	1	1.000	0	0	.000	0	0	.000	0	0	0	0.8	0	0	1	0	0	0	2	3.7		
LOUISVILLE	02-03-15		19	0	5	.000	0	2	.000	3	4	.750	0	1	1	0.8	0	0	1	2	0	0	3	3.6		
CLEMSON	02-08-15	*	17	0	1	.000	0	0	.000	1	4	.250	0	1	1	0.8	1	0	1	2	0	0	1	3.5		
at Wake Forest	02-11-15	*	15	2	4	.500	1	1	1.000	0	0	.000	0	0	0	0.7	1	0	2	1	0	0	5	3.6		
at Boston College	02-16-15		2	0	1	.000	0	0	.000	0	0	.000	0	0	0	0.7	0	0	0	0	0	0	0	3.4		
VIRGINIA TECH	02-18-15		5	0	0	.000	0	0	.000	0	0	.000	0	0	0	0.7	0	0	1	0	0	0	0	3.3		
NORTH CAROLINA	02-28-15		21	5	7	.714	0	1	.000	0	0	.000	0	1	1	0.7	3	0	4	3	0	1	10	3.5		
at PITT	03-04-15		33	2	8	.250	0	0	.000	0	2	.000	0	3	3	0.8	1	0	1	0	0	0	4	3.6		
at Virginia Tech	03-07-15		22	2	6	.333	0	1	.000	4	4	1.000	0	4	4	0.9	1	0	3	1	0	0	8	3.7		
vs Virginia Tech	03-11-15		8	0	1	.000	0	0	.000	0	0	.000	0	3	3	1.0	1	0	0	3	0	1	0	3.6		



JAMES PALMER

Freshman | Guard | 6-5 | 200

12

Washington, D.C. | St. John's College HS

"Not necessarily as a freshman, but during the course of his career he could be one of our best players. James has size, he has skill, can pass, dribble, shoot, can shoot threes. He's very good. As he matures he's going to be a terrific player." – Coach L

- Intelligent with a high basketball IQ after playing at a high level in high school and AAU due to good coaching.
- Maturing physically and growing into his long limbs.
- Young player - turned 18 in late July, prior to freshman year.
- Can play positions 1-4.
- Makes tough left- and right-handed layups.
- Good pull-up jumper and can make 3-pointers.
- Max bench: 240, up 35 pounds since his arrival. 185 Bench: 7x.
- In Spain in August 2014, shot team best 68 percent from the floor and hit 57 percent (8-15) from distance en route to 11.5 ppg.
- Enjoys life and has a good sense of humor.
- Ranked No. 1 player in the D.C. region, by ESPN.
- Played AAU ball for Team Takeover.
- Favorites: Food: Shrimp. Movie: Friday. Pro athletes: Kobe Bryant and Michael Jordan. Ice cream: Cookies and cream.
- Best advice received: Stay humble, stay hungry. Why UM: Great coaches, playing style and weather. Started playing basketball: Age 7.

High School: Ranked No. 1 player in the D.C. region, by ESPN ... Senior year averaged team-high 15.7 points per game ... Played in D.C. State Athletic Association semifinal ... Led Cadets to 27-4 record ... Helped squad to a 20-win season by averaging 12 points, five rebounds and two assists as a junior ... First team all-conference ... Team captain ... Coached by Sean McAloon at St. John's College HS.

Personal: Born James Alfred Palmer, Jr., on July 31, 1996 in Washington, D.C. ... Son of Diane McFadden and the late James Palmer, Sr. ... Brother to Tijree and Tijisha ... Played AAU ball for Team Takeover ... Also recruited by Memphis, Wake Forest, Rutgers, Cincinnati and Maryland.

Palmer Season Highs

Points

Season: 17, at Virginia Tech, 3/7/15
ACC: 17, at Virginia Tech, 3/7/15

Rebounds

Season: 4 (2x) last at Virginia Tech, 3/7/15
ACC: 4, at Virginia Tech, 3/7/15

Assists

Season: 3 (3x) last vs. Virginia Tech, 2/18/15
ACC: 3, vs. Virginia Tech, 2/18/15

Steals

Season: 1 (4x) last at Boston College, 2/16/15
ACC: 1, at Boston College, 2/16/15

Blocked Shots

Season: 1 (8x) last vs. Virginia Tech, 3/11/15
ACC: 1 (2x) last at Louisville, 2/21/15

Field Goals

Season: 5 (2x) last at Virginia Tech, 3/7/15
ACC: 5, at Virginia Tech, 3/7/15

Field Goal Attempts

Season: 10, at Virginia Tech, 3/7/15
ACC: 10, at Virginia Tech, 3/7/15

Free Throws

Season: 3, at Notre Dame, 1/17/15
ACC: 3, at Notre Dame, 1/17/15

Free Throw Attempts

Season: 4, at Notre Dame, 1/17/15
ACC: 4, at Notre Dame, 1/17/15

3-Point Field Goals

Season: 5, at Virginia Tech, 3/7/15
ACC: 5, at Virginia Tech, 3/7/15

3-Point Field Goal Attempts

Season: 5 (3x) last at Virginia Tech, 3/7/15
ACC: 5 (2x) last at Virginia Tech, 3/7/15

Minutes

Season: 27 (2x) last at Virginia Tech, 3/7/15
ACC: 27, at Virginia Tech, 3/7/15

PALMER CAREER STATISTICS

Season	GP	GS	Min.	Avg.	FG	FGA	Pct.	3-Point FG	3-Point FGA	3-Point Pct.	Free Throws FT	Free Throws FTA	Free Throws Pct.	Off.	Rebounds Def.	Rebounds Tot.	Avg.	PF	FO	Ast.	TO	Blk	Stl	Pts.	Avg.
2014-15	32	4	437	13.7	46	109	.422	22	58	.379	12	19	.632	10	34	44	1.4	25	0	21	25	8	4	126	3.9

PALMER 2014-15		TOTAL					3-PTS			FREE THROWS			REBOUNDS													
Opponent	Date	GS	Min	FG	FGA	Pct	3FG	FGA	Pct	FT	FTA	Pct	Off	Def	Tot	Avg	PF	FO	A	TO	Blk	Stl	Pts	Avg		
HOWARD	11-14-14	18	2	5	.400	2	5	.400	0	0	.000	0	2	2	2.0	1	0	2	2	1	1	6	6.0			
at Florida	11-17-14	27	4	9	.444	2	3	.667	0	0	.000	0	0	0	1.0	2	0	0	3	0	0	10	8.0			
vs Drexel	11-20-14	12	2	3	.667	2	2	1.000	0	0	.000	0	0	0	0.7	0	0	0	0	0	0	6	7.3			
vs Akron	11-21-14	23	3	5	.600	2	4	.500	0	0	.000	1	2	3	1.3	1	0	0	3	1	0	8	7.5			
vs Charlotte	11-23-14	23	5	7	.714	2	3	.667	0	0	.000	1	1	2	1.4	0	0	1	1	0	1	12	8.4			
at Charlotte	11-25-14	21	1	4	.250	0	2	.000	1	2	.500	0	2	2	1.5	2	0	0	2	1	0	3	7.5			
SOUTH ALABAMA	11-28-14	23	3	7	.429	0	3	.000	0	1	.000	2	2	4	1.9	0	0	3	0	1	0	6	7.3			
ILLINOIS	12-02-14	9	0	2	.000	0	1	.000	0	0	.000	0	0	0	1.6	0	0	0	0	0	0	0	6.4			
GREEN BAY	12-06-14	16	0	2	.000	0	1	.000	0	0	.000	0	0	0	1.4	2	0	2	1	0	0	0	5.7			
SAVANNAH STATE	12-08-14	11	1	2	.500	0	1	.000	0	0	.000	1	0	1	1.4	0	0	0	2	0	1	2	5.3			
EASTERN KENTUCKY	12-19-14	4	0	0	.000	0	0	.000	0	0	.000	0	1	1	1.4	0	0	0	1	0	0	0	4.8			
vs Providence	12-22-14	8	0	0	.000	0	0	.000	0	0	.000	0	0	0	1.3	3	0	2	1	0	0	0	4.4			
CHARLESTON	12-30-14	25	2	5	.400	1	3	.333	0	2	.000	0	2	2	1.3	0	0	3	0	1	0	5	4.5			
VIRGINIA	01-03-15	6	0	2	.000	0	1	.000	0	0	.000	0	0	0	1.2	0	0	1	0	0	0	0	4.1			
BOSTON COLLEGE	01-10-15	3	0	0	.000	0	0	.000	0	0	.000	0	0	0	1.1	0	0	0	0	0	0	0	3.9			
at Duke	01-13-15	5	1	2	.500	0	1	.000	0	0	.000	0	2	2	1.2	1	0	0	0	0	0	2	3.8			
at Notre Dame	01-17-15	19	3	3	1.000	2	2	1.000	3	4	.750	0	1	1	1.2	0	0	0	0	0	0	11	4.2			
NC STATE	01-22-15	12	2	3	.667	2	3	.667	1	2	.500	0	0	0	1.1	0	0	0	1	0	0	7	4.3			
at Syracuse	01-24-15	12	1	3	.333	0	2	.000	0	0	.000	0	1	1	1.1	1	0	1	1	0	0	2	4.2			
GEORGIA TECH	01-28-15	19	3	6	.500	0	2	.000	0	0	.000	0	2	2	1.2	1	0	0	0	0	0	6	4.3			
at Florida State	02-01-15	3	0	1	.000	0	0	.000	0	0	.000	0	1	1	1.1	0	0	0	0	0	0	0	4.1			
LOUISVILLE	02-03-15	8	1	4	.250	0	2	.000	1	2	.500	0	1	1	1.1	2	0	0	0	0	0	3	4.0			
CLEMSON	02-08-15	11	1	5	.200	0	2	.000	0	0	.000	1	2	3	1.2	0	0	0	0	0	0	2	4.0			
at Wake Forest	02-11-15	14	2	4	.500	0	1	.000	2	2	1.000	1	2	3	1.3	1	0	1	0	0	0	6	4.0			
at Boston College	02-16-15	*	24	0	4	.000	0	3	.000	2	2	1.000	0	3	3	1.4	3	0	0	1	1	1	2	4.0		
VIRGINIA TECH	02-18-15	*	23	3	8	.375	2	5	.400	0	0	.000	0	3	3	1.4	1	0	3	1	0	0	8	4.1		
at Louisville	02-21-15	3	0	0	.000	0	0	.000	0	0	.000	0	0	0	1.4	0	0	0	0	1	0	0	4.0			
FLORIDA STATE	02-25-15	1	0	0	.000	0	0	.000	0	0	.000	0	0	0	1.3	0	0	0	0	0	0	0	3.8			
NORTH CAROLINA	02-28-15	5	0	0	.000	0	0	.000	0	0	.000	0	0	0	1.3	0	0	0	0	0	0	0	3.7			
at PITT	03-04-15	6	0	2	.000	0	1	.000	0	0	.000	0	0	0	1.2	2	0	0	1	0	0	0	3.6			
at Virginia Tech	03-07-15	*	27	5	10	.500	5	5	1.000	2	2	1.000	3	1	4	1.3	2	0	1	1	0	0	17	4.0		
vs Virginia Tech	03-11-15	*	16	1	1	1.000	0	0	.000	0	0	.000	0	3	3	1.4	0	0	1	3	1	0	2	3.9		



DAVON REED

Sophomore | Guard | 6-6 | 208

Ewing, N.J. | Princeton Day School (N.J.)

5

All-ACC Academic Men's Basketball Team, 2015

"I really like the progress he's made. Everything he did last year he's doing better." — Coach L

- Focused. Structured. Determined. Competitive. True student of the game. Will do whatever it takes to win.
- A 3 guard who played out of position at the point his freshman season for Miami.
- One of three players returning from the 2013-14 squad.
- Can guard multiple positions, has long arms and a fierce tenacity.
- Mostly a catch-and-shoot guy.
- Improved both his ability to attack the basket and his layup-making skills.
- Improved bench 175 to 250 pounds in four months as a freshman.
- Good student. Professional approach to life and everything he does. Mature for his age.
- Approach vertical: 40.5 | Bench max: 250 | 185 test: 15x.
- Four-star swingman listed as a Top 100 player (No. 97) by Rivals.com and No. 78 in the Class of 2013 by ESPN
- Third-best talent in New Jersey and 18th best nationally at the shooting guard position, according to ESPN.com.
- Kevin Durant Skills Academy. McDonald's All-American candidate.
- 2,000 point scorer. Averaged 24 points and 10 rebounds as a senior.
- Youth Role Model Award from Join-Effort Princeton for both dedication to his community and excellence in his personal life.
- Favorites: Food: Italian. Movie: I am Legend. Book: Great Gatsby. Pro athlete: LeBron James. Quote: Dreams don't work unless you do. Subject in school: Science. Ice cream flavor: Chocolate chip cookie dough. Cuban dish: Pechuga de pollo (chicken breast).
- Best advice received: Do what makes you happy. Why UM: ACC basketball, Coach L and sunny south Florida. Started playing basketball: Age 5.

As a Sophomore (2014-15): Underwent surgery on left lower extremity Sept. 4 after being injured Sept. 2 ... Expected to be sidelined until January, but returned Dec. 6 against Green Bay.

High School: Four-star swingman listed as a Top 100 player (No. 97) by Rivals.com and No. 78 in the Class of 2013 by ESPN ... Third-best talent in New Jersey and 18th best nationally at the shooting guard position, according to ESPN.com ... Rivals ranks him as 24th among shooting guards ... Kevin Durant Skills Academy ... 2,000 point scorer ... Averaged 24 points and 10 rebounds as a senior ... McDonald's All-American candidate ...

Prep B Player of the Year in New Jersey ... All-area player of the year twice ... Averaged 27 points and nine rebounds per game for Princeton Day School (N.J.) junior season ... Coached by Paris McClean ... Youth Role Model Award from Join-Effort Princeton for both dedication to his community and excellence in his personal life.

Personal: Name is pronounced Day-von ... Born Davon Malcolm Reed on June 11, 1995 ... Son of David and Rose Reed ... Brother to Miles ... Majoring in sports administration ... Played AAU ball with Team Final ... Chose Miami over offers from Wake Forest, Cincinnati, Xavier and Memphis ... Student-Athlete Advisory Committee representative at UM ... Book Buster (3.0 spring semester GPA) ... Athletic Director's Honor Roll (3.2 spring semester GPA) ... Dean's List (3.5 spring semester GPA) ... ACC Honor Roll.

2013-14				
Opposition	P	R	A	
St. Francis (NY)	3	1	0	
Ga. Southern	7	1	2	
Texas Southern	11	3	3	
at C of Charleston	3	2	3	
UCF	17	5	1	
vs Geo. Wash.	6	2	2	
at CS Fullerton	9	3	2	
vs Arizona State	19	1	2	
at Nebraska	5	2	2	
Virginia Tech	10	5	0	
at Savannah State	8	1	1	
La Salle	8	0	4	
Loyola	8	2	7	
at Syracuse	5	0	1	
at North Carolina	0	2	0	
Florida State	0	1	0	
at Georgia Tech	3	0	0	
Duke	2	2	0	
Syracuse	16	2	0	
at Maryland	6	1	1	
Norfolk State	4	4	1	
Pittsburgh	4	3	1	
NC State	3	1	1	
at Florida State	7	2	2	
at Virginia Tech	5	2	0	
Notre Dame	12	3	0	
Boston College	0	0	0	
at Virginia	2	1	0	
at NC State	5	0	0	
at Clemson	3	1	1	
Wake Forest	3	1	1	
vs Virginia Tech	14	1	0	
vs NC State	9	0	1	

Reed Season/Career Highs

Points

Season: 19 (3x) last at Pittsburgh, 3/4/15
Career: 19 (4x) last at Pittsburgh, 3/4/15
ACC: 19 (3x) last at Pittsburgh, 3/4/15

Rebounds

Season: 8, vs. Florida State, 2/25/15
Career: 8, vs. Florida State, 2/25/15
ACC: 8, vs. Florida State, 2/25/15

Assists

Season: 5, vs. Virginia Tech, 2/18/15
Career: 7, vs. Loyola, 12/30/13
ACC: 5, vs. Virginia Tech, 2/18/15

Steals

Season: 5, at Wake Forest, 2/11/15
Career: 5, at Wake Forest, 2/11/15
ACC: 5, at Wake Forest, 2/11/15

Blocked Shots

Season: 2, at Virginia Tech, 3/7/15
Career: 2, at Virginia Tech, 3/7/15
ACC: 2, at Virginia Tech, 3/7/15

Field Goals

Season: 7 (2x) last at Pittsburgh, 3/4/15
Career: 7 (3x) last at Pittsburgh, 3/4/15
ACC: 7 (2x) last at Pittsburgh, 3/4/15

Field Goal Attempts

Season: 13, at Wake Forest, 2/11/15
Career: 13, at Wake Forest, 2/11/15
ACC: 13, at Wake Forest, 2/11/15

Free Throws

Season: 6, vs. Florida State, 2/25/15
Career: 6, vs. Florida State, 2/25/15
ACC: 6, vs. Florida State, 2/25/15

Free Throw Attempts

Season: 6 (2x) last vs. Florida State, 2/25/15
Career: 6 (3x) last vs. Florida State, 2/25/15
ACC: 6 (2x) last vs. Florida State, 2/25/15

3-Point Field Goals

Season: 5, vs. Louisville, 2/3/15
Career: 5 (2x) last vs. Louisville, 2/3/15
ACC: 5, vs. Louisville, 2/3/15

3-Point Field Goal Attempts

Season: 8, at Wake Forest, 2/11/15
Career: 8, vs. Arizona State, 12/1/13
ACC: 8, at Wake Forest, 2/11/15


Minutes

Season: 45, at Boston College, 2/16/15
Career: 45, at Boston College, 2/16/15
ACC: 45, at Boston College, 2/16/15

REED CAREER STATISTICS

Season	GP	GS	Min.	Avg.	FG	FGA	Pct.	3-Point FG	3-Point FGA	3-Point Pct.	Free Throws FT	Free Throws FTA	Free Throws Pct.	Off.	Rebounds Def.	Rebounds Tot.	Avg.	PF	FO	Ast.	TO	Blk	Stl	Pts	Scoring Avg.
2013-14	33	10	683	20.7	71	207	.343	40	112	.357	35	53	.660	12	43	55	1.7	55	0	38	44	4	16	217	6.6
2014-15	24	15	621	25.9	64	123	.520	32	63	.508	27	35	.771	17	63	80	3.3	53	1	37	22	8	22	187	7.8
TOTAL	57	25	1304	22.9	135	330	.409	72	175	.411	62	88	.705	29	106	135	2.4	108	1	75	66	12	38	404	7.1

REED 2014-15			TOTAL			3-PTS			FREE THROWS			REBOUNDS													
Opponent	Date	GS	Min	FG	FGA	Pct	3FG	FGA	Pct	FT	FTA	Pct	Off	Def	Tot	Avg	PF	FO	A	TO	Blk	Stl	Pts	Avg	
GREEN BAY	12-06-14	8	0	1	.000	0	0	.000	0	0	.000	0	0	0	0.0	2	0	0	0	0	1	0	0.0		
SAVANNAH STATE	12-08-14	14	0	2	.000	0	1	.000	0	0	.000	0	1	1	0.5	1	0	1	1	0	2	0	0.0		
EASTERN KENTUCKY	12-19-14	18	1	3	.333	1	2	.500	4	4	1.000	2	2	4	1.7	2	0	0	3	0	0	7	2.3		
vs Providence	12-22-14	10	0	3	.000	0	3	.000	0	0	.000	0	2	2	1.8	3	0	2	0	1	0	0	1.8		
CHARLESTON	12-30-14	18	2	2	1.000	0	0	.000	1	1	1.000	2	3	5	2.4	1	0	4	0	0	0	5	2.4		
VIRGINIA	01-03-15	14	1	1	1.000	1	1	1.000	1	2	.500	0	1	1	2.2	1	0	0	1	0	0	4	2.7		
BOSTON COLLEGE	01-10-15	16	0	1	.000	0	1	.000	0	0	.000	0	2	2	2.1	1	0	0	0	0	0	0	2.3		
at Duke	01-13-15	16	2	4	.500	0	0	.000	0	0	.000	2	1	3	2.3	2	0	2	0	1	1	4	2.5		
at Notre Dame	01-17-15	* 30	3	6	.500	3	4	.750	0	0	.000	0	4	4	2.4	5	1	4	1	1	0	9	3.2		
NC STATE	01-22-15	* 31	4	6	.667	2	3	.667	0	0	.000	0	1	1	2.3	2	0	2	0	0	1	10	3.9		
at Syracuse	01-24-15	* 26	4	5	.800	3	4	.750	0	0	.000	0	2	2	2.3	2	0	1	1	0	0	11	4.5		
GEORGIA TECH	01-28-15	* 30	2	3	.667	2	2	1.000	0	0	.000	0	4	4	2.4	3	0	0	1	1	1	6	4.7		
at Florida State	02-01-15	* 34	4	9	.444	1	4	.250	2	2	1.000	4	2	6	2.7	0	0	2	3	0	1	11	5.2		
LOUISVILLE	02-03-15	33	7	8	.875	5	6	.833	0	0	.000	0	5	5	2.9	4	0	1	2	0	2	19	6.1		
CLEMSON	02-08-15	* 32	1	2	.500	1	2	.500	0	0	.000	0	2	2	2.8	2	0	0	1	1	1	3	5.9		
at Wake Forest	02-11-15	* 36	6	13	.462	2	8	.250	3	4	.750	0	4	4	2.9	3	0	0	0	0	5	17	6.6		
at Boston College	02-16-15	* 45	6	10	.600	3	4	.750	4	6	.667	0	6	6	3.1	4	0	3	1	0	1	19	7.4		
VIRGINIA TECH	02-18-15	* 33	3	7	.429	0	3	.000	3	5	.600	1	2	3	3.1	2	0	5	2	0	1	9	7.4		
at Louisville	02-21-15	* 18	0	2	.000	0	1	.000	0	0	.000	0	2	2	3.0	3	0	1	1	0	0	0	7.1		
FLORIDA STATE	02-25-15	* 34	5	8	.625	2	4	.500	6	6	1.000	3	5	8	3.3	3	0	1	0	0	0	18	7.6		
NORTH CAROLINA	02-28-15	* 26	1	8	.125	0	4	.000	0	1	.000	0	3	3	3.2	2	0	2	1	0	0	2	7.3		
at PITT	03-04-15	* 33	7	8	.875	3	3	1.000	2	2	1.000	1	2	3	3.2	1	0	3	0	0	2	19	7.9		
at Virginia Tech	03-07-15	* 30	1	3	.333	1	1	1.000	1	2	.500	1	4	5	3.3	3	0	2	1	2	2	4	7.7		
vs Virginia Tech	03-11-15	* 36	4	8	.500	2	2	1.000	0	0	.000	1	3	4	3.3	1	0	1	2	1	1	10	7.8		



ANGEL RODRIGUEZ

Redshirt Junior | Guard | 5-11 | 180

Cupey, P.R. | Kansas State | Dr. Krop HS (Miami, Fla.)

13

Rodriguez Season / Career Highs

Points

Season: 25 (2x) last vs. Florida State, 2/25/15
Career: 25 (2x) last vs. Florida State, 2/25/15
ACC: 25 (2x) last vs. Florida State, 2/25/15

Rebounds

Season: 8, vs. Akron, 11/21/14
Career: 8, vs. Akron, 11/21/14
ACC: 4 (5x) last vs. Florida State, 2/25/15

Assists

Season: 9, vs. Akron, 11/21/14
Career: 10, twice
ACC: 8, at Syracuse, 1/24/15

Steals

Season: 5 (2x) last at Duke, 1/13/15
Career: 5 (2x) last at Duke, 1/13/15
ACC: 5, at Duke, 1/13/15

Blocked Shots

Season: 2 (2x), last vs. Akron, 11/21/14
Career: 2 (2x) last vs. Akron, 11/21/14
ACC: 1 (2x) last vs. NC State, 1/22/15

Field Goals

Season: 8 (2x) last vs. Florida State, 2/25/15
Career: 8 (3x) last vs. Florida State, 2/25/15
ACC: 8 (2x) last vs. Florida State, 2/25/15

Field Goal Attempts

Season: 22, vs. Virginia, 01/03/15
Career: 22, vs. Virginia, 01/03/15
ACC: 22, vs. Virginia, 01/03/15

Free Throws

Season: 10, vs. Virginia, 01/03/15
Career: 10, vs. Virginia, 01/03/15
ACC: 10, vs. Virginia, 01/03/15

Free Throw Attempts

Season: 12 (2x) last vs. Florida State, 2/25/15
Career: 12 (2x) last vs. Florida State, 2/25/15
ACC: 12 (2x) last vs. Florida State, 2/25/15

3-Point Field Goals

Season: 5, at Florida, 11/17/14
Career: 5, (3x) last at Florida, 11/17/14
ACC: 4, at Duke, 1/13/15

3-Point Field Goal Attempts

Season: 9 (2x) last at Syracuse, 1/24/15
Career: 10, vs. TCU, 3/5/13
ACC: 9, at Syracuse, 1/24/15

Minutes

Season: 44, vs. Virginia, 01/03/15
Career: 44, vs. Virginia, 01/03/15
ACC: 44, vs. Virginia, 01/03/15

2015 Bob Cousy Collegiate PG of the Year Award Preseason Watch List ACC Player of the Week - Nov. 24
2015 Oscar Robertson Trophy Preseason Watch List Gildan Charleston Classic Most Valuable Player
2014-15 All-ACC Basketball Team, H.M.

"He can get other people shots, he can score, but what he's really great at is directing traffic. He loves to direct traffic. When you watch him play you'll think to yourself 'You know, one day he's probably going to be a coach.' His court presence is outstanding. He does it at the defensive end of the floor, offensive end of the floor, just has a great all-around game." — Coach L

"He's not afraid to bark out directions and motivate his teammates. His best attribute is his ability to generate confidence in his teammates." — Coach L

"Angel is a bulldog on defense, he's one of those guys that clenches his teeth, sinks his teeth into you and doesn't let you go. You've got to try and shake free from him. It's a great characteristic for a point guard and a great way for a coach to build the team defense." — Coach L

- Floor general. Vocal and physical leader.
- Ultra competitive. A bulldog. Very physical. Will use his strength on defensive and to go to the rim.
- Defensive mindset. Takes pride in his D.
- High energy. Quick side-to-side.
- Makes an array of layups, floaters and pull-up jumpers.
- Gets the best out of others. Can create for teammates and score off the dribble.
- Max bench: 300, up 60 pounds since his arrival. 185 Bench: 15x.
- Played high school ball with teammate Joe Thomas at Miami Krop High School.
- Transferred from Kansas State in fall of 2013, sitting out 2013-14 due to NCAA transfer rules.
- As a sophomore at K-State (2012-13): NABC District 8 second team. All-Big 12 Second Team. Big 12 All-Defensive Team. Phillips 66 All-Championship Team. Big 12 Co-Champions.
- Ranked third in the Big 12 in assists, fourth in steals and fifth in assist-to-turnover ratio during his sophomore season in 2012-13.
- Born in San Juan, Puerto Rico. First language is Spanish. Left Puerto Rico at age 15 to come to the U.S. to play basketball. Transferred to Miami to be closer to home so his mother can watch his games.
- Despite baseball being a pastime in Puerto Rico, never played because the action was too slow.

"Coming to Miami was the best decision I ever made in my life. There are just so many positive things ever since came here. I got healthy. I met the great staff that we have, from top to bottom. I'm close to my family. I see my friends. I have a life other than basketball. So my mind is not just stuck in basketball. I kind of get my time to relax. I'm from Puerto Rico, I get to go to the beach and kind of feel like I'm at home, too. And at the same time it motivates me to get to be close to my family because it's something I don't want to take for granted any more. I'm enjoying every single moment that I spend with them. It motivates me to do good, and make them proud, because finally they're going get to see me at the games."

High School: No. 4 prospect in the state of Florida by FloridaHoops.com... A three-year letterman at Dr. Michael Krop High School in Miami, Fla. ... Averaged 23 points and six assists as a senior ... Named first team All-Class 6A by the Florida Association of Basketball Coaches (FABC) ... All-Dade County team by the Miami Herald ... Had the steal and game-winning basket in a 57-55 win over Hialeah-Miami Lakes and future Kansas State teammate Adrian Diaz to capture the District 13-6A title ... Posted 32 points against Carol City (2/10/11) in the District 13-6A semifinals ... Helped the Lightning to a 26-6 record and its first trip to the Class 6A state final four as a junior in 2009-10 ... Averaged 20.9 points, seven assists and 3.9 rebounds as a junior... Miami Herald's 2009-10 Class 6A Player of the Year... First team all-state... Second team All-Florida (all classifications) ... First team All-Class 6A by FloridaHoops.com as a junior ... Collected a team-high 23 points and eight rebounds in the loss to Orlando Dr. Phillips in the state semifinals ... Posted 39 points in the Regional Final win over Columbus ... 38 points in a win over Arlington Country Day ... Led the team in scoring and assists as a sophomore en route to guiding the Lightning to district title ... First team All-Dade County by the Miami Herald ... Injured knee during the summer after senior year of high school ... Coached by Marcos "Shakey" Rodriguez.


Personal: Angel Daniel Rodriguez Tricoche was born Dec. 5, 1992, in San Juan, Puerto Rico ... Left Puerto Rico at age 15 to come to the U.S. to play basketball ... Mother is Jacqueline Tricoche ... Has two younger brothers, Luis Rivera and Yaniel Rivera... Cousin, Javi Gonzalez, played three seasons (2007-10) at NC State ... Received scholarship offers from a number of schools, including Louisville, Florida and N.C. State... Major is sports administration ... Enjoys singing and watching reality TV.

RODRIGUEZ CAREER STATISTICS

K-State	GP	GS	Min.	Avg.	FG	FGA	Pct.	FG	FGA	Pct.	FT	FTA	Pct.	Off.	Def.	Tot.	Avg.	PF	FO	Ast.	TO	Blk	Stl	Pts.	Avg.
2011-12	32	7	694	21.7	80	222	.360	32	101	.317	73	106	.689	18	61	79	2.5	89	4	101	85	1	41	265	8.3
2012-13	33	33	930	28.2	115	319	.361	55	160	.344	90	109	.826	18	51	69	2.1	70	1	173	78	0	50	375	11.4
Totals	65	40	1,624	25.0	195	541	.360	87	261	.333	163	215	.758	36	112	148	2.3	159	5	274	163	1	91	640	9.8

Miami	GP	GS	Min.	Avg.	FG	FGA	Pct.	FG	FGA	Pct.	FT	FTA	Pct.	Off.	Def.	Tot.	Avg.	PF	FO	Ast.	TO	Blk	Stl	Pts.	Avg.
2014-15	30	28	873	29.1	104	316	.329	46	155	.297	109	144	.757	14	60	74	2.5	82	5	124	71	9	56	363	12.1

RODRIGUEZ 2014-15	Opponent	Date	GS	Min	TOTAL			3-PTS			FREE THROWS			REBOUNDS				PF	FO	A	TO	Blk	Stl	Pts	Avg
					FG	FGA	Pct	3FG	FGA	Pct	FT	FTA	Pct	Off	Def	Tot	Avg								
HOWARD	at Florida	11-14-14	*	26	4	11	.364	3	6	.500	5	7	.714	1	2	3	3.0	0	0	5	2	1	4	16	16.0
	vs Drexel	11-17-14	*	36	7	14	.500	5	8	.625	5	7	.714	0	2	2	2.5	0	0	3	3	0	3	24	20.0
	vs Akron	11-20-14	*	31	5	13	.385	3	6	.500	2	3	.667	0	3	3	2.7	3	0	4	1	2	3	15	18.3
	vs Charlotte	11-21-14	*	29	6	9	.667	1	3	.333	2	2	1.000	3	5	8	4.0	1	0	9	3	2	1	15	17.5
SOUTH ALABAMA	at Charlotte	11-23-14	*	30	4	12	.333	1	5	.200	4	5	.800	0	2	2	3.6	4	0	5	3	1	5	13	16.6
	at Charlotte	11-25-14	*	37	5	12	.417	4	7	.571	0	1	.000	0	2	2	3.3	3	0	6	2	0	1	14	16.2
	at Charlotte	11-28-14	*	24	2	7	.286	1	2	.500	2	2	1.000	0	3	3	3.3	1	0	1	3	0	2	7	14.9
	at Charlotte	12-02-14	*	32	2	9	.222	1	5	.200	4	6	.667	0	6	6	3.6	2	0	5	3	0	3	9	14.1
ILLINOIS	at Charlotte	12-06-14	*	35	2	15	.133	1	6	.167	7	8	.875	0	1	1	3.3	5	1	3	3	0	2	12	13.9
	at Charlotte	12-08-14	*	29	4	12	.333	4	9	.444	5	5	1.000	0	1	1	3.1	1	0	4	3	1	2	17	14.2
	at Charlotte	12-19-14	*	28	0	6	.000	0	5	.000	1	3	.333	1	0	1	2.9	3	0	2	2	0	2	1	13.0
	at Charlotte	12-22-14	*	38	6	15	.400	3	7	.429	4	4	1.000	0	2	2	2.8	3	0	4	3	0	2	19	13.5
VIRGINIA	at Charlotte	12-30-14	*	23	5	9	.556	2	5	.400	3	6	.500	1	4	5	3.0	2	0	3	3	0	0	15	13.6
	at Charlotte	01-03-15	*	44	7	22	.318	1	7	.143	10	12	.833	2	2	4	3.1	5	1	7	1	0	1	25	14.4
	at Charlotte	01-10-15	*	33	6	14	.429	1	6	.167	4	4	1.000	0	4	4	3.1	3	0	3	1	0	0	17	14.6
	at Charlotte	01-13-15	*	33	8	15	.533	4	6	.667	4	6	.667	0	4	4	3.2	4	0	5	2	1	5	24	15.2
LOUISVILLE	at Notre Dame	01-17-15	*	31	1	10	.100	1	7	.143	1	2	.500	0	1	1	3.1	3	0	4	1	0	0	4	14.5
	at Notre Dame	01-22-15	*	30	2	8	.250	2	5	.400	8	10	.800	0	0	0	2.9	2	0	6	3	1	1	14	14.5
	at Notre Dame	01-24-15	*	32	2	11	.182	2	9	.222	6	9	.667	0	0	0	2.7	4	0	8	2	0	4	12	14.4
	at Notre Dame	01-28-15	*	15	0	8	.000	0	5	.000	0	0	.000	0	1	1	2.7	2	0	5	4	0	2	0	13.7
LOUISVILLE	at Florida State	02-01-15	*	25	3	11	.273	2	8	.250	0	3	.000	1	0	1	2.6	2	0	3	1	0	2	8	13.4
	at Florida State	02-03-15	*	24	2	9	.222	0	3	.000	2	2	1.000	0	1	1	2.5	5	1	1	2	0	0	6	13.0
	at Florida State	02-08-15	*	36	3	12	.250	1	6	.167	2	2	1.000	0	2	2	2.5	2	0	5	3	0	2	9	12.9
	at Florida State	02-11-15	*	26	3	8	.375	1	4	.250	8	10	.800	1	2	3	2.5	4	0	2	3	0	0	15	13.0
VIRGINIA TECH	at Boston College	02-16-15	*	26	2	6	.333	0	1	.000	2	2	1.000	1	0	1	2.4	5	1	6	3	0	1	6	12.7
	at Boston College	02-18-15	*	31	3	8	.375	1	5	.200	4	5	.800	1	2	3	2.5	4	0	4	2	0	3	11	12.6
	at Boston College	02-21-15	*	38	1	12	.083	1	5	.200	2	2	1.000	1	3	4	2.5	3	0	4	4	0	1	5	12.3
	at Boston College	02-25-15	*	38	8	14	.571	0	3	.000	9	12	.750	0	4	4	2.6	5	1	5	3	0	3	25	12.8
NORTH CAROLINA	at Florida State	02-28-15	*	3	0	0	.000	0	0	.000	0	0	.000	0	0	0	2.5	1	0	1	2	0	0	0	12.3
	at Florida State	03-11-15	*	10	1	4	.250	0	1	.000	3	4	.750	1	1	2	2.5	0	0	1	0	0	1	5	12.1



OMAR SHERMAN

Freshman | Forward | 6-8 | 260

22

Duncanville, Texas | Duncanville HS

"Omar has great hands and a great shooting touch, a beautiful jump hook inside and an outstanding 3-point shot." – Coach L

- Smooth-shooting lefty.
- Inside-outside player who can drain a three or drop a baby hook.
- Dropped 20 pounds and has added strength since arriving on UM campus summer of 2014.
- Max bench: 275, up 50 pounds since his arrival. 185 Bench: 13x.
- Easy-going, steady personality with no highs or lows emotionally.
- Will play the power forward, possibly the four on offense and five on defense.
- No. 10 recruit in Texas and No. 19 center in the country, according to ESPN.
- No. 20 power forward in the country by Scout.com, No. 94 player overall.
- Favorites: Food: Asian or steak. Movie: Friday. Pro athlete: Kobe Bryant and Kareem Abdul Jabbar. Quote: Hard work beats talent when talent fails to hard work. Subject in school: History. Ice cream flavor: Orange sherbet.
- Best advice received: If you don't fall, how are you going to know what getting up is like. Why UM: Great opportunity, atmosphere, tradition and culture. Started playing basketball: Age 3. Plays the trombone.

High School: Four-star prospect by ESPN and Scout.com ... No. 20 power forward in the country by Scout.com, No. 94 player overall ... No. 10 recruit in Texas and No. 19 center in the country, says ESPN ... Helped Duncanville to 20-12 season, and berth in the regional quarterfinals of the Texas UIL Boys State Basketball Championships ... Led team with 17.1 points per game and 8.4 rebounds per game ... Coached by Kenny Boren.

Personal: Born Omar Rivas Sherman on November 14, 1995 in Dallas, Texas ... Son of Maricela Herron and Alphonso Sherman ... Has seven siblings with three brothers: D'Anthony, Alphonso Jr., Ja'mall and four sisters: Monique, Antecia, Christina and Geneva ... Majoring in business marketing and entrepreneurship ... Played AAU with Deron Williams Elite ... Chose Miami over Wichita State, North Texas and Weber State ... Cousin to Mergerson basketball family: Laramie (Navy), Mariana (Texas), Veronica (UT Arlington) and Luke (Texas State/Mid-America Christian).

Sherman Season Highs**Points**

Season: 13 (3x) last vs. Virginia, 01/03/15
ACC: 13, vs. Virginia, 01/03/15

Rebounds

Season: 7, vs. South Alabama, 11/28/14
ACC: 6, vs. Virginia, 01/03/15

Assists

Season: 2 (4x) last at Wake Forest, 2/11/15
ACC: 2 (4x) last at Wake Forest, 2/11/15

Steals

Season: 2, vs. Boston College, 1/10/15
ACC: 2, vs. Boston College, 1/10/15

Blocked Shots

Season: 3, vs. NC State, 1/22/15
ACC: 3, vs. NC State, 1/22/15

Field Goals

Season: 6, vs. South Alabama, 11/28/14
ACC: 5, vs. Virginia, 01/03/15

Field Goal Attempts

Season: 11, vs. South Alabama, 11/28/14
ACC: 10 (2x) last vs. NC State, 1/22/15

Free Throws

Season: 4, vs. Savannah State, 12/9/14
ACC: 2, vs. North Carolina, 2/28/15

Free Throw Attempts

Season: 5, vs. Savannah State, 12/9/14
ACC: 3, vs. North Carolina, 2/28/15

3-Point Field Goals

Season: 3, vs. Virginia, 01/03/15
ACC: 3, vs. Virginia, 01/03/15

3-Point Field Goal Attempts

Season: 7, vs. Virginia, 01/03/15
ACC: 7, vs. Virginia, 01/03/15

Minutes


Season: 40, vs. Virginia, 01/03/15
ACC: 40, vs. Virginia, 01/03/15

SHERMAN CAREER STATISTICS

SHERMAN CAREER STATISTICS											3-Point			Free Throws			Rebounds				Scoring									
Season	GP	GS	Min.	Avg.	FG	FGA	Pct.	FG	FGA	Pct.	FT	FTA	Pct.	Off.	Def.	Tot.	Avg.	PF	FO	Ast.	TO	Blk	Stl	Pts.	Avg.					
2014-15	30	9	516	17.2	58	136	.426	23	71	.324	13	20	.650	20	50	70	2.3	50	0	18	12	15	7	152	5.1					

2014-15	30	9	516	17.2	58	136	.426	23	71	.324	13	20	.650	20	50	70	2.3	50	0	18	12	15	7	152	5.1
---------	----	---	-----	------	----	-----	------	----	----	------	----	----	------	----	----	----	-----	----	---	----	----	----	---	-----	-----

SHERMAN 2014-15		TOTAL					3-PTS			FREE THROWS			REBOUNDS														
Opponent	Date	GS	Min	FG	FGA	Pct	3FG	FGA	Pct	FT	FTA	Pct	Off	Def	Tot	Avg	PF	FO	A	TO	Blk	Stl	Pts	Avg			
HOWARD	11-14-14		17	0	0	.000	0	0	.000	0	0	.000	1	4	5	5.0	3	0	0	0	0	1	0	0.0			
at Florida	11-17-14		20	3	4	.750	1	2	.500	1	1	1.000	0	4	4	4.5	1	0	1	0	1	0	8	4.0			
vs Drexel	11-20-14		22	3	10	.300	2	5	.400	0	0	.000	3	3	6	5.0	1	0	0	0	1	0	8	5.3			
vs Akron	11-21-14		24	5	7	.714	2	4	.500	1	1	1.000	0	4	4	4.8	0	0	1	0	0	0	13	7.3			
vs Charlotte	11-23-14		14	2	4	.500	0	2	.000	0	0	.000	1	2	3	4.4	2	0	0	0	0	0	4	6.6			
at Charlotte	11-25-14		20	3	7	.429	1	2	.500	0	0	.000	1	4	5	4.5	2	0	1	0	0	0	7	6.7			
SOUTH ALABAMA	11-28-14		20	6	11	.545	1	3	.333	0	0	.000	1	6	7	4.9	3	0	1	2	1	0	13	7.6			
ILLINOIS	12-02-14		18	1	6	.167	1	5	.200	2	2	1.000	0	1	1	4.4	3	0	1	0	1	0	5	7.3			
GREEN BAY	12-06-14		10	0	2	.000	0	0	.000	0	0	.000	3	1	4	4.3	0	0	0	1	2	0	0	6.4			
SAVANNAH STATE	12-08-14		14	1	1	1.000	0	0	.000	4	5	.800	0	1	1	4.0	1	0	0	0	0	0	6	6.4			
EASTERN KENTUCKY	12-19-14		4	0	1	.000	0	0	.000	0	0	.000	0	0	0	3.6	1	0	0	0	2	0	0	5.8			
vs Providence	12-22-14	*	19	3	7	.429	0	3	.000	0	2	.000	1	1	2	3.5	1	0	0	0	0	0	6	5.8			
CHARLESTON	12-30-14		21	2	5	.400	1	3	.333	0	0	.000	1	1	2	3.4	4	0	1	1	0	1	5	5.8			
VIRGINIA	01-03-15		40	5	10	.500	3	7	.429	0	2	.000	1	5	6	3.6	4	0	1	0	0	0	13	6.3			
BOSTON COLLEGE	01-10-15	*	28	2	5	.400	1	4	.250	0	0	.000	1	2	3	3.5	2	0	2	0	0	2	5	6.2			
at Duke	01-13-15	*	22	3	4	.750	2	3	.667	0	0	.000	0	1	1	3.4	3	0	0	0	0	0	8	6.3			
at Notre Dame	01-17-15		7	0	1	.000	0	1	.000	0	0	.000	0	1	1	3.2	0	0	0	0	0	0	0	5.9			
NC STATE	01-22-15	*	32	4	10	.400	2	5	.400	0	0	.000	1	1	2	3.2	2	0	2	0	3	0	10	6.2			
at Syracuse	01-24-15	*	24	3	6	.500	2	3	.667	0	0	.000	0	0	0	3.0	4	0	2	0	0	1	8	6.3			
GEORGIA TECH	01-28-15	*	18	0	5	.000	0	4	.000	0	0	.000	1	2	3	3.0	1	0	0	1	0	0	0	6.0			
at Florida State	02-01-15	*	17	0	1	.000	0	1	.000	2	2	1.000	0	1	1	2.9	1	0	1	2	0	0	2	5.8			
LOUISVILLE	02-03-15		15	0	3	.000	0	2	.000	1	2	.500	0	0	0	2.8	1	0	0	0	0	0	1	5.5			
at Wake Forest	02-11-15		20	2	5	.400	1	4	.250	0	0	.000	0	3	3	2.8	2	0	2	1	0	0	5	5.5			
at Boston College	02-16-15		4	1	1	1.000	1	1	1.000	0	0	.000	0	0	0	2.7	1	0	0	0	0	0	3	5.4			
VIRGINIA TECH	02-18-15		10	2	3	.667	0	0	.000	0	0	.000	1	1	2	2.6	1	0	1	2	1	0	4	5.4			
at Louisville	02-21-15	*	20	3	7	.429	1	4	.250	0	0	.000	0	1	1	2.6	2	0	0	1	1	1	7	5.4			
FLORIDA STATE	02-25-15	*	17	1	4	.250	0	1	.000	0	0	.000	2	0	2	2.6	3	0	1	1	1	0	2	5.3			
NORTH CAROLINA	02-28-15		12	2	4	.500	0	1	.000	2	3	.667	1	0	1	2.5	0	0	0	0	1	1	6	5.3			
at PITT	03-04-15		5	0	1	.000	0	0	.000	0	0	.000	0	0	0	2.4	1	0	0	0	0	0	0	5.1			
at Virginia Tech	03-07-15		2	1	1	1.000	1	1	1.000	0	0	.000	0	0	0	2.3	0	0	0	0	0	0	3	5.1			



JOE THOMAS

Graduate | Forward | 6-7 | 245

2

Miami, Fla. | Niagara | Dr. Krop HS (Miami, Fla.)

- Strongest player on the current team and in program history for a Coach Larrañaga team. Bench 370 pounds on his first day, topping former record-holder Erik Swoope's 365 pounds.
- Coaches would like Thomas to model his game after Kenneth Faried with high energy, rebounding, screening and the dirty work.
- Scores primarily from dump offs and putbacks.
- Coachable player who works hard and is a hustle guy.
- Provides needed collegiate experience in the front court.
- Max bench: 375. 185 Bench: 23x.
- Played high school ball with teammate Angel Rodriguez at Miami Krop High School.
- Favorites: Food: Chicken alfredo. Movie: Antwone Fisher. Pro athlete: Charles Barkley and Scottie Pippen. Subject in school: Art. Ice cream flavor: Cookies and cream. Thing to do in Miami: Beach and fish. TV channel: Discovery.
- Why UM: Always wanted to be here, since I was a little kid. It's all about the U.

High School: Averaged 12 points, 10 rebounds and four assists as a senior ... Led Krop High School to the Florida Class 6A semifinals in 2010 ... Coached by Marcos "Shakey" Rodriguez.

Personal: Full name is Joseph Emory Thomas ... Born Sept. 6, 1991 in Miami, Fla. ... Son of Nicole Wells ... Has a brother, Tracelyn, and a sister, Kahaila ... Favorite athlete is Amar'e Stoudemire ... Earned degree in criminal justice from Niagara in May 2014 ... Pursuing a masters in community and social change at Miami ... Bench presses 370 pounds, topping former Canes record of 365 pounds, held by UM hooper turned Indianapolis Colt, Erik Swoope ... Student-Athlete Advisory Committee representative at UM.

Thomas Season / Career Highs

Points

Season: 4 (3x) last at Florida State, 2/1/15
Career: 15 vs. Canisius, 3/2/12
ACC: 4, at Florida State, 2/1/15

Rebounds

Season: 13, vs. Green Bay, 12/6/14
Career: 13, vs. Green Bay, 12/6/14
ACC: 5, at Duke, 1/13/15

Assists

Season: 2, (2x) last vs. Green Bay, 12/6/14
Career: 3, vs. Davidson, 12/11/13
ACC: 1 (2x) last at Florida State, 2/1/15

Steals

Season: 3, vs. Savannah State, 12/9/14
Career: 3, vs. Savannah State, 12/9/14
ACC: 1, vs. Clemson, 2/8/15

Blocked Shots

Season: 2, vs. Howard, 11/14/14
Career: 4 vs. Siena, 12/6/13

ACC:

Field Goals

Season: 2 (2x) last vs. Green Bay, 12/6/14
Career: 6 (3x), last vs. Quinnipiac, 2/2/14
ACC: 2, at Florida State, 2/1/15

Field Goal Attempts

Season: 3 (2x) last vs. Green Bay, 12/6/14
Career: 9 (2x), last vs. Quinnipiac, 2/2/14
ACC: 2, at Florida State, 2/1/15

Free Throws

Season: 2, vs. Illinois, 12/2/14
Career: 3 (2x) last vs. Canisius, 3/2/12
ACC:

Free Throw Attempts

Season: 2 (5x), last vs. Savannah State, 12/9/14
Career: 6 vs. Canisius, 3/2/12
ACC: 1, vs. Georgia Tech, 1/28/15

3-Point Field Goals

Career:

3-Point Field Goal Attempts

Career:

Minutes

Season: 27, vs. Howard, 11/14/14
Career: 33 vs. Canisius, 3/2/12
ACC: 24, at Florida State, 2/1/15


THOMAS CAREER STATISTICS

Niagara	GP	GS	Min.	Avg.	FG	FGA	Pct.	FG	FGA	Pct.	FT	FTA	Pct.	Off.	Def.	Tot.	Avg.	PF	FO	Ast.	TO	Blk	Stl	Pts.	Avg.
2011-12	33	4	507	15.4	51	95	.537	0	0	.000	12	31	.387	56	65	121	3.7	86	4	10	28	26	15	114	3.5
2012-13	28	8	263	9.4	31	52	.596	0	0	.000	5	19	.263	28	39	67	2.4	52	1	4	12	15	7	67	2.4
2013-14	33	10	452	13.7	51	93	.548	0	0	.000	9	35	.257	37	50	87	2.6	80	3	14	23	27	7	111	3.4
TOTAL	94	22	1222	13.0	133	240	.554	0	0	.000	26	85	.306	121	154	275	2.9	218	8	28	63	68	29	292	3.1

Miami	GP	GS	Min.	Avg.	FG	FGA	Pct.	FG	FGA	Pct.	FT	FTA	Pct.	Off.	Def.	Tot.	Avg.	PF	FO	Ast.	TO	Blk	Stl	Pts.	Avg.
2014-15	27	15	294	10.9	14	25	.560	0	0	.000	3	13	.231	25	30	55	2.0	28	0	8	6	3	6	31	1.1

THOMAS 2014-15

Opponent	Date	GS	Min	FG	FGA	Pct	3FG	FGA	Pct	FT	FTA	Pct	Off	Def	Tot	Avg	PF	FO	A	TO	Blk	Stl	Pts	Avg
HOWARD	11-14-14	*	27	2	2	1.000	0	0	.000	0	1	.000	3	2	5	5.0	1	0	0	2	2	1	4	4.0
at Florida	11-17-14	*	10	0	0	.000	0	0	.000	0	0	.000	0	0	0	2.5	0	0	0	0	0	0	0	2.0
vs Drexel	11-20-14	*	21	1	3	.333	0	0	.000	0	0	.000	0	3	3	2.7	2	0	0	0	0	0	2	2.0
vs Akron	11-21-14	*	12	1	1	1.000	0	0	.000	0	2	.000	0	2	2	2.5	3	0	0	0	0	0	2	2.0
vs Charlotte	11-23-14	*	11	0	1	.000	0	0	.000	0	0	.000	2	1	3	2.6	0	0	2	0	0	1	0	1.6
at Charlotte	11-25-14	*	13	0	0	.000	0	0	.000	0	0	.000	0	0	0	2.2	1	0	0	1	0	0	0	1.3
SOUTH ALABAMA	11-28-14	*	13	1	1	1.000	0	0	.000	0	2	.000	1	1	2	2.1	1	0	1	0	0	0	2	1.4
ILLINOIS	12-02-14	*	11	0	1	.000	0	0	.000	2	2	1.000	0	0	0	1.9	0	0	0	0	0	0	2	1.5
GREEN BAY	12-06-14	*	19	2	3	.667	0	0	.000	0	2	.000	4	9	13	3.1	2	0	2	0	1	0	4	1.8
SAVANNAH STATE	12-08-14	*	23	0	1	.000	0	0	.000	1	2	.500	2	4	6	3.4	2	0	0	0	0	3	1	1.7
EASTERN KENTUCKY	12-19-14	*	20	1	2	.500	0	0	.000	0	1	.000	1	1	2	3.3	0	0	2	2	0	0	2	1.7
vs Providence	12-22-14	*	10	1	1	1.000	0	0	.000	0	0	.000	1	1	2	3.2	0	0	1	0	0	0	2	1.8
CHARLESTON	12-30-14	*	12	0	2	.000	0	0	.000	0	0	.000	2	0	2	3.1	0	0	0	0	0	0	0	1.6
VIRGINIA	01-03-15	*	9	1	1	1.000	0	0	.000	0	0	.000	2	0	2	3.0	3	0	0	0	0	0	2	1.6
BOSTON COLLEGE	01-10-15	*	1	0	0	.000	0	0	.000	0	0	.000	0	0	0	2.8	0	0	0	0	0	0	0	1.5
at Duke	01-13-15	*	10	0	1	.000	0	0	.000	0	0	.000	1	4	5	2.9	1	0	0	0	0	0	0	1.4
at Notre Dame	01-17-15	*	1	0	0	.000	0	0	.000	0	0	.000	0	0	0	2.8	1	0	0	0	0	0	0	1.4
GEORGIA TECH	01-28-15	*	8	1	1	1.000	0	0	.000	0	1	.000	2	0	2	2.7	2	0	1	0	0	0	2	1.4
at Florida State	02-01-15	*	24	2	2	1.000	0	0	.000	0	0	.000	1	0	1	2.6	4	0	1	0	0	0	4	1.5
LOUISVILLE	02-03-15	*	8	0	0	.000	0	0	.000	0	0	.000	0	0	0	2.5	1	0	0	0	0	0	0	1.5
CLEMSON	02-08-15	*	3	0	0	.000	0	0	.000	0	0	.000	1	0	1	2.4	0	0	0	1	0	1	0	1.4
at Wake Forest	02-11-15	*	2	0	0	.000	0	0	.000	0	0	.000	0	0	0	2.3	1	0	0	0	0	0	0	1.3
at Boston College	02-16-15	*	5	0	1	.000	0	0	.000	0	0	.000	0	1	1	2.3	0	0	0	0	0	0	0	1.3
VIRGINIA TECH	02-18-15	*	7	0	0	.000	0	0	.000	0	0	.000	0	1	1	2.2	0	0	0	0	0	0	0	1.2
at Louisville	02-21-15	*	5	0	0	.000	0	0	.000	0	0	.000	1	0	1	2.2	1	0	0	0	0	0	0	1.2
NORTH CAROLINA	02-28-15	*	6	1	1	1.000	0	0	.000	0	0	.000	1	0	1	2.1	2	0	0	0	0	0	2	1.2
at PITT	03-04-15	*	3	0	0	.000	0	0	.000	0	0	.000	0	0	0	2.0	0	0	0	0	0	0	0	1.1



MIKE FERNANDEZ

Sophomore | Guard | 6-1 | 190

11

Coral Gables, Fla. | Belen Jesuit

- Local Coral Gables product. Walk on.
- Hard working. Plays hard on defense in practice, making others better.
- Dedicated to improving his game.
- Tremendous increase in strength since arriving in 2013.
- Max bench: 300, up 95 pounds since his arrival.
- Cuban descent. First language is Spanish.
- Despite an offer from Cornell, stayed in Miami to be close to cousin who has leukemia.

2014-15			
Opposition	P	R	A
Howard	2	0	0
Charleston	0	0	0
Virginia Tech	0	0	0
at Virginia Tech	0	0	0

2013-14			
Opposition	P	R	A
Texas Southern	0	0	0
Loyola	0	0	0
Boston College	0	0	0

Fernandez Career Highs

Points


Season: 2, vs. Howard, 11/14/14

- Favorites: Food: Cuban. Cuban dish: Vaca frita (crispy beef), arroz con frijoles (rice and beans) y tres leches (three milks dessert). Movies: Godfather and Will Ferrell movies. Book: Mediations by Marcu Aurelius. Athlete: Rudy Garcia-Tolson (Paralympic runner). Quote: "Ubuntu" – Nguni Bantu African for I am because we are. Ice cream flavor: Fish Food.
- Ideal profession: Business magnate and investor. Best piece of advice: Never take no for an answer. Started playing basketball: Fifth grade. Why UM: Why not?

As a Freshman (2013-14): Walk on ... Played in three games, including one ACC game against Boston College (2/22) ... Season highs: 2 minutes vs. Loyola 12/30.

High School: All-Dade county team honorable mention two years ... Dade vs. Palm Beach County all-star game ... Averaged 8.0 ppg senior year ... Hit 40 percent of field goals senior year ... Three-year varsity letterman ... Two-year starter at guard ... Coached by Jose Roca ... Honor roll ... Played water polo, winning second place at state ... Also on track team.

Personal: Born Michael Brandon Fernandez April 5, 1995 ... Son of Ilena and Joaquin Novoa and Mike and Constance Fernandez ... Brother to George, Alexander, Cristofer and Michelle Fernandez, and Joaquin Novoa ... Majoring in finance ... First language is Spanish ... Played AAU for Gold Coast: Team Miami ... Recruited by Cornell University.



CHRIS STOWELL

Freshman | Forward | 6-7 | 190

35

Exeter, N.H. | Tilton School (N.H.) | Exeter HS


- Last name is pronounced stole.
- Walk on from New Hampshire who played postgraduate year at Tilton School.
- Foote Fellow at UM - a program that is offered to a select number of incoming freshmen who have a record of curricular and co-curricular distinction in high school and exhibit an interest in and capacity for independent and self-motivated learning.
- Good athleticism and is improving his strength.
- Max bench: 260, up 70 pounds since his arrival. 185 Bench: 11x.
- Looking to expand his offensive game to shoot 3-pointers.
- Brother, Bill, played basketball at Plymouth State University.
- Speaks English, Spanish, some Italian, a little Russian, and is learning Chinese and Hebrew.
- Favorites: Food: Pasta with Italian meatballs. Movie: Transformers and Hoosiers. Book: Mind Gym by Gary Mack. Pro athlete: Derek Jeter. Quote: Winners never quit and quitters never win. Actor: Mark Harmon. Subject in school: Math. Ice cream flavor: Peanut butter. Cuban dish: Dulce de leche (caramel dessert).
- Biggest fear: Clowns. Ideal profession: Entrepreneur. Why UM: Best combination of academics and athletics. Started playing basketball: Age 4.

2014-15			
Opposition	P	R	A
Howard	0	0	1
Charleston	0	0	0
Virginia Tech	0	0	0
at Virginia Tech	0	0	0

Tilton School : During post graduate year in 2013-14, won postseason coaches award ... Coached by Marcus O'Neil ... Honor roll.

Exeter High School: Helped Blue Hawks to state playoffs in both the 2011-12 and 2012-13 seasons ... Reached quarter-finals senior year ... In 2012-13 assisted team to championship game of the 50th Annual Queen City Invitational by scoring 10 points and going 6-for-6 from line in semi-final game ... Coached by Jeff Holmes at Exeter ... Twice earned scholar-athlete award ... Honor roll.

Personal: Born Christopher Michael Stowell on Dec. 29, 1994 in Exeter, N.H. ... Last name is pronounced Stoll ... Son of Bill and Maria ... Brother to Bill, Jr., who played basketball at Plymouth State University ... One of 560 students (out of 10,000 undergrads) to be named a Foote Fellow at UM - a program that is offered to select incoming freshmen who have a record of curricular and co-curricular distinction in high school and exhibit an interest in and capacity for independent and self-motivated learning ... Student-Athlete Advisory Committee representative at UM.




1
DEANDRE BURNETT
Rfr. | G | 6-2 | 195
Miami, Fla. | Carol City HS




33
IVAN CRUZ UCEDA
Jr. | F | 6-10 | 237
Madrid, Spain | Harcum College (Pa.)




11
MIKE FERNANDEZ
So. | G | 6-1 | 190
Coral Gables, Fla. | Belen Jesuit



23
TONYE JEKIRI
Jr. | C | 7-0 | 244
Hialeah, Fla. | Champagnat Catholic




20
MANU LECOMTE
So. | G | 5-11 | 170
Brussels, Belgium | Athene des Pagodes




10
SHELDON McCLELLAN
Rjr. | G | 6-5 | 205
Houston, Texas | Texas | Bellaire



21
KAMARI MURPHY
Jr. | F | 6-9 | 216
Brooklyn, N.Y. | Oklahoma St | IMG | Lincoln HS




0
JA'QUAN NEWTON
Fr. | G | 6-2 | 185
Philadelphia, Pa. | Neumann-Goretti



12
JAMES PALMER
Fr. | G | 6-5 | 200
Washington, D.C. | St. John's College HS




5
DAVON REED
So. | G | 6-6 | 208
Ewing, N.J. | Princeton Day




13
ANGEL RODRIGUEZ
Rjr. | G | 5-11 | 180
San Juan, P.R. | Kansas State | Dr. Krop HS



22
OMAR SHERMAN
Fr. | F | 6-8 | 260
Duncanville, Texas | Duncanville HS



35
CHRIS STOWELL
Fr. | F | 6-7 | 190
Exeter, N.H. | Tilton School | Exeter HS



2
JOE THOMAS
Gr. | F | 6-7 | 245
Miami, Fla. | Niagara | Dr. Krop HS



JIM LARRAÑAGA
Head Coach



ERIC KONKOL
Assistant Coach



MICHAEL HUGER
Assistant Coach



CHRIS CAPUTO
Assistant Coach



ADAM FISHER
Director of Operations

2014-15 Miami Men's Basketball
Miami Combined Team Statistics (as of Mar 12, 2015)
All games

RECORD:	OVERALL	HOME	AWAY	NEUTRAL
ALL GAMES	21-11	10-6	7-4	4-1
CONFERENCE	10-8	5-4	5-4	0-0
NON-CONFERENCE	11-3	5-2	2-0	4-1

#	Player	gp-gs	min	avg	Total		3-Point		F-Throw		Rebounds				pf	dq	a	to	blk	stl	pts	avg
					fg-fga	fg%	3fg-fga	3fg%	ft-fa	ft%	off	def	tot	avg								
10	Sheldon McClellan	32-32	1072	33.5	167-333	.502	48-128	.375	92-114	.807	26	122	148	4.6	50	0	66	42	6	29	474	14.8
13	Angel Rodriguez	30-28	873	29.1	104-316	.329	46-155	.297	109-144	.757	14	60	74	2.5	82	5	124	71	9	56	363	12.1
23	Tonye Jekiri	32-32	976	30.5	106-208	.510	0-0	.000	62-86	.721	101	224	325	10.2	97	4	39	46	48	19	274	8.6
20	Manu Lecomte	32-19	739	23.1	83-188	.441	49-105	.467	45-52	.865	9	34	43	1.3	45	0	59	35	0	17	260	8.1
05	Davon Reed	24-15	621	25.9	64-123	.520	32-63	.508	27-35	.771	17	63	80	3.3	53	1	37	22	8	22	187	7.8
01	Deandre Burnett	22-3	382	17.4	49-136	.360	21-74	.284	29-41	.707	11	36	47	2.1	23	0	13	19	4	8	148	6.7
22	Omar Sherman	30-9	516	17.2	58-136	.426	23-71	.324	13-20	.650	20	50	70	2.3	50	0	18	12	15	7	152	5.1
33	Ivan CruzUceda	15-1	209	13.9	25-65	.385	13-40	.325	10-13	.769	12	34	46	3.1	13	0	3	8	1	5	73	4.9
12	James Palmer	32-4	437	13.7	46-109	.422	22-58	.379	12-19	.632	10	34	44	1.4	25	0	21	25	8	4	126	3.9
00	Ja'Quan Newton	29-2	369	12.7	34-80	.425	2-8	.250	34-54	.630	5	23	28	1.0	27	0	39	30	2	8	104	3.6
02	Joe Thomas	27-15	294	10.9	14-25	.560	0-0	.000	3-13	.231	25	30	55	2.0	28	0	8	6	3	6	31	1.1
11	Mike Fernandez	4-0	6	1.5	1-2	.500	0-1	.000	0-0	.000	0	0	0	0.0	1	0	0	0	0	0	2	0.5
35	Chris Stowell	4-0	6	1.5	0-1	.000	0-0	.000	0-0	.000	0	0	0	0.0	1	0	1	0	0	0	0	0.0
Team											53	71	124				9					
Total.....		32	6500		751-1722	.436	256-703	.364	436-591	.738	303	781	1084	33.9	495	10	428	325	104	181	2194	68.6
Opponents.....		32	6501		753-1775	.424	197-590	.334	310-480	.646	333	751	1084	33.9	551	9	382	367	103	160	2013	62.9

TEAM STATISTICS	UM	OPP	Date	Opponent	Score	Att.
SCORING	2194	2013	11-14-14	HOWARD	w 84-49	4544
Points per game	68.6	62.9	11-17-14	at Florida	w 69-67	11156
Scoring margin	+5.7	-	& 11-20-14	vs Drexel	w 66-46	1131
FIELD GOALS-ATT	751-1722	753-1775	& 11-21-14	vs Akron	w 79-51	855
Field goal pct	.436	.424	& 11-23-14	vs Charlotte	w 77-58	1532
3 POINT FG-ATT	256-703	197-590	11-25-14	at Charlotte	w 77-74	7163
3-point FG pct	.364	.334	11-28-14	SOUTH ALABAMA	w 87-75	4267
3-pt FG made per game	8.0	6.2	% 12-02-14	ILLINOIS	w 70-61	6086
FREE THROWS-ATT	436-591	310-480	12-06-14	GREEN BAY	L 55-68	4735
Free throw pct	.738	.646	12-08-14	SAVANNAH STATE	w 70-39	4274
F-Throws made per game	13.6	9.7	12-19-14	EASTERN KENTUCKY	L 44-72	4467
REBOUNDS	1084	1084	^ 12-22-14	vs Providence	L 62-76	6519
Rebounds per game	33.9	33.9	12-30-14	CO. OF CHARLESTON	w 67-40	4705
Rebounding margin	+0.0	-	* 01-03-15	VIRGINIA	Lo2 80-89	5377
ASSISTS	428	382	* 01-10-15	BOSTON COLLEGE	w 60-56	6608
Assists per game	13.4	11.9	* 01-13-15	at Duke	w 90-74	9314
TURNOVERS	325	367	* 01-17-15	at Notre Dame	L 70-75	9149
Turnovers per game	10.2	11.5	* 01-22-15	NC STATE	w 65-60	6556
Turnover margin	+1.3	-	* 01-24-15	at Syracuse	w 66-62	30677
Assist/turnover ratio	1.3	1.0	* 01-28-15	GEORGIA TECH	L 50-70	5031
STEALS	181	160	* 02-01-15	at Florida State	L 54-55	7282
Steals per game	5.7	5.0	* 02-03-15	LOUISVILLE	L 55-63	6563
BLOCKS	104	103	* 02-08-15	CLEMSON	w 56-45	6351
Blocks per game	3.3	3.2	* 02-11-15	at Wake Forest	L 70-72	9918
ATTENDANCE	88400	157850	* 02-16-15	at Boston College	Wo2 89-86	3813
Home games-Avg/Game	16-5525	11-11435	* 02-18-15	VIRGINIA TECH	w 76-52	5007
Neutral site-Avg/Game	-	5-6413	* 02-21-15	at Louisville	L 53-55	21345
			* 02-25-15	FLORIDA STATE	w 81-77	5857
			* 02-28-15	NORTH CAROLINA	L 64-73	7972
			* 03-04-15	at Pittsburgh	w 67-63	10549
			* 03-07-15	at Virginia Tech	w 82-61	5421
			03-11-15	vs Virginia Tech	w 59-49	22026

& = Gildan Charleston Classic, S.C.
 % = ACC-Big Ten Challenge
 ^ = Brooklyn Holiday Hoops Invitational, N.Y.
 * = Conference game

2014-15 Miami Men's Basketball
Miami Team Game-by-Game Comparison (as of Mar 12, 2015)
All games

Opponent	1st	2nd	Score	Mar	Total FG	FG Pct	3-Pointers	3FG Pct	Free Throws	FT Pct	Rebounds	Assist	T/Over	Block	Steal	Fouls
HOWARD	45/21	39/28	84-49	+35	27-59/18-63	.458/.286	9-23/2-18	.391/.111	21-25/11-21	.840/.524	43/43 -	15/5	13/17	5/3	12/10	20/22
Florida	21/33	48/34	69-67	+2	24-49/26-50	.490/.520	9-18/8-17	.500/.471	12-17/7-9	.706/.778	27/24 +3	14/15	13/13	4/5	4/8	12/18
Drexel	28/20	38/26	66-46	+20	25-57/16-51	.439/.314	11-21/6-20	.524/.300	5-6/8-12	.833/.667	37/32 +5	15/7	9/11	5/5	5/4	10/10
Akron	35/30	44/21	79-51	+28	32-54/20-60	.593/.333	8-17/7-18	.471/.389	7-12/4-7	.583/.571	40/27 +13	19/13	11/9	7/4	5/3	13/15
Charlotte	38/31	39/27	77-58	+19	30-60/24-55	.500/.436	6-22/6-15	.273/.400	11-15/4-8	.733/.500	32/33 (1)	17/8	9/19	3/4	10/5	11/13
Charlotte	38/37	39/37	77-74	+3	29-57/29-59	.509/.492	14-23/6-22	.609/.273	5-9/10-19	.556/.526	35/31 +4	12/17	11/8	2/2	4/4	17/11
SOUTH ALABAMA	43/21	44/54	87-75	+12	31-57/32-79	.544/.405	7-16/4-18	.438/.222	18-23/7-14	.783/.500	35/43 (8)	21/11	9/6	8/2	3/7	11/19
ILLINOIS	37/24	33/37	70-61	+9	22-58/23-69	.379/.333	9-30/7-30	.300/.233	17-21/8-12	.810/.667	44/44 -	12/7	5/7	3/1	4/1	16/20
GREEN BAY	23/25	32/43	55-68	(13)	20-61/25-57	.328/.439	5-20/3-14	.250/.214	10-16/15-23	.625/.652	37/46 (9)	9/12	12/13	5/5	6/9	20/20
SAVANNAH STATE	34/23	36/16	70-39	+31	21-41/15-46	.512/.326	9-19/7-20	.474/.350	19-23/2-6	.826/.333	34/24 +10	11/10	16/19	2/0	12/7	11/18
EASTERN KENTUCKY	25/27	19/45	44-72	(28)	12-41/28-55	.293/.509	8-27/14-26	.296/.538	12-18/2-4	.667/.500	26/37 (11)	9/16	14/9	3/1	5/5	16/19
Providence	33/33	29/43	62-76	(14)	22-59/29-53	.373/.547	5-27/4-12	.185/.333	13-18/14-18	.722/.778	31/35 (4)	14/18	12/12	1/5	6/7	17/17
CO. OF CHARLESTON	32/12	35/28	67-40	+27	23-51/16-54	.451/.296	7-20/2-14	.350/.143	14-27/6-9	.519/.667	39/38 +1	18/7	7/14	2/3	2/2	15/25
VIRGINIA	20/38	43/25	80-89	(9)	27-68/26-58	.397/.448	9-28/10-21	.321/.476	17-24/27-39	.708/.692	43/39 +4	14/19	10/9	0/6	6/3	26/23
BOSTON COLLEGE	29/21	31/35	60-56	+4	23-51/21-52	.451/.404	5-22/9-22	.227/.409	9-14/5-10	.643/.500	33/34 (1)	11/11	5/6	5/3	5/2	12/17
Duke	34/35	56/39	90-74	+16	29-56/29-66	.518/.439	10-20/6-21	.500/.286	22-30/10-20	.733/.500	31/41 (10)	14/12	11/15	3/1	12/4	20/22
Notre Dame	30/29	40/46	70-75	(5)	25-57/27-55	.439/.491	9-22/9-28	.409/.321	11-15/12-14	.733/.857	32/33 (1)	15/17	8/8	3/7	3/6	13/10
NC STATE	26/33	39/27	65-60	+5	19-47/26-60	.404/.433	9-23/5-15	.391/.333	18-21/3-4	.857/.750	31/33 (2)	15/12	9/10	5/2	3/1	10/21
Syracuse	26/26	40/36	66-62	+4	23-56/24-54	.411/.444	10-29/6-16	.345/.375	10-14/8-19	.714/.421	32/40 (8)	17/16	8/13	3/3	7/6	19/13
GEORGIA TECH	26/34	24/36	50-70	(20)	19-55/25-44	.345/.568	6-26/2-10	.231/.200	6-9/18-22	.667/.818	29/32 (3)	9/10	12/10	1/2	4/7	18/15
Florida State	36/25	18/30	54-55	(1)	20-47/22-41	.426/.537	8-24/3-9	.333/.333	6-11/8-12	.545/.667	22/25 (3)	15/9	11/16	1/3	5/5	16/12
LOUISVILLE	26/35	29/28	55-63	(8)	18-53/23-48	.340/.479	6-19/4-15	.316/.267	13-17/13-18	.765/.722	32/33 (1)	8/7	11/12	1/7	7/9	16/16
CLEMSON	24/25	32/20	56-45	+11	19-49/20-61	.388/.328	10-26/5-20	.385/.250	8-12/0-1	.667/.000	37/36 +1	12/7	11/10	7/3	5/8	9/12
Wake Forest	33/42	37/30	70-72	(2)	24-53/26-56	.453/.464	7-26/12-23	.269/.522	15-20/8-15	.750/.533	29/37 (8)	14/18	8/14	0/0	8/4	19/14
Boston College	28/30	38/36	89-86	+3	24-57/30-66	.421/.455	11-24/8-24	.458/.333	30-37/18-24	.811/.750	37/36 +1	14/19	11/11	5/4	5/5	23/27
VIRGINIA TECH	29/26	47/26	76-52	+24	26-51/16-46	.510/.348	7-22/7-21	.318/.333	17-24/13-20	.708/.650	40/19 +21	21/10	12/11	4/3	6/5	13/17
Louisville	29/19	24/36	53-55	(2)	21-56/19-56	.375/.339	6-19/5-18	.316/.278	5-7/12-19	.714/.632	34/41 (7)	9/8	13/10	2/8	4/9	15/13
FLORIDA STATE	29/25	52/52	81-77	+4	23-48/24-50	.479/.480	4-16/10-21	.250/.476	31-38/19-27	.816/.704	37/23 +14	9/9	9/11	2/1	5/3	19/28
NORTH CAROLINA	30/32	34/41	64-73	(9)	24-57/26-57	.421/.456	6-23/5-11	.261/.455	10-15/16-21	.667/.762	28/42 (14)	11/16	13/15	4/2	5/7	19/15
Pittsburgh	29/33	38/30	67-63	+4	23-54/25-54	.426/.463	6-12/6-21	.500/.286	15-18/7-8	.833/.875	33/30 +3	10/18	7/8	1/5	4/2	12/16
Virginia Tech	46/18	36/43	82-61	+21	26-56/22-48	.464/.458	15-25/6-15	.600/.400	15-17/11-17	.882/.647	31/27 +4	15/10	7/12	3/2	6/0	16/15
Virginia Tech	25/19	34/30	59-49	+10	20-47/21-52	.426/.404	5-14/3-15	.357/.200	14-18/4-8	.778/.500	33/26 +7	9/8	8/9	4/1	3/2	11/18

Note: Game totals are displayed in the format TEAM/OPPONENT for each category

2014-15 ROSTER

NAME	POS.	HT.	WT.	YR.	HOMETOWN PREVIOUS SCHOOL (S)
0 Ja'Quan Newton	G	6-2	185	Fr.	Philadelphia, Pa. / Neumann-Goretti HS Last 3 ACC: 7.3 ppg, 2.7 apg, 2.7rpg ... Career marks at ND: 16 pts, 5 ast ... Leading scorer (1,972 p) in Philadelphia Catholic School League.
1 Deandre Burnett	G	6-2	195	RFr.	Miami, Fla. / Massanutten Military (Va.) / Carol City HS 13 pts, 3 rebs off the bench at BC ... 12 pts vs. Virginia ... 3 ast, 3reb at VT ... Third in nation in scoring as HS senior (37 ppg).
2 Joe Thomas	F	6-7	245	Gr.	Miami, Fla. / Niagara / Dr. Krop HS ACC best 5 rebounds at Duke, 4 pts at FSU ... Played HS ball with Angel Rodriguez ... Only senior or graduate on the team.
5 Davon Reed	G	6-6	208	So.	Ewing, N.J. / Princeton Day School (N.J.) Started 7-7 FG and 3-3 3FG at Pitt ... 18p, 8r vs. FSU Feb. 25 ... 19p, 6r, 3a, 1s at BC ... Notched 19p, 5r, 2s against Louisville (Feb. 3).
10 Sheldon McClellan	G	6-5	205	RJr.	Houston, Texas / Texas / Bellaire 20+ pts at BC, vs. VT, at Pitt, at Charlotte ... Hit +50% FG in 7 ACC games ... 16p, 10r at NCST ... Gained 60 lbs on bench since arrival at UM.
11 Mike Fernandez	G	6-1	190	So.	Coral Gables, Fla. / Belen Jesuit Walk-on ... Scored first collegiate points (2) Nov. 14 against Howard ... All-Dade County honorable mention two seasons.
12 James Palmer	G	6-5	200	Fr.	Washington, D.C. / St. John's College HS 5-5 from 3-point, 2-2 FT at VT for 17 points on March 7 ... 8p, 3r, 3a vs. VT ... Can play positions 1-4 ... No. 1 player in D.C. region by ESPN.
13 Angel Rodriguez	G	5-11	180	RJr.	Cupey, P.R. / Kansas State / Dr. Krop HS 25pts, 5a, 3s vs. Florida State ... Injured R wrist vs. FSU ... Avg. 24.3 ppg, 5.0g, 3.0 spg in 3 games against Top 8 teams (UF, UVA., Duke).
20 Manu Lecomte	G	5-11	170	So.	Brussels, Belgium / Athene des Pagodes 23 pts at No. 4 Duke, 10-11 FT ... 5-6 from 3-point & 20 points at VT ... FIBA U20 Division B 2014 All-Tourney Team for Belgium.
22 Omar Sherman	F	6-8	260	Fr.	Duncanville, Texas / Duncanville HS 13 points vs. Virginia with 3 from 3-point ... Hit 3-pointer in 9 ACC games ... Smooth-shooting lefty ... Dropped 20 lbs since June arrival.
23 Tonye Jekiri	C	7-0	244	Jr.	Hialeah, Fla. / Champagnat Catholic / Port Harcourt, Nigeria Leds ACC with 10.9 rpg ... 15+ reb in 6 ACC games ... 10p, 10r at Duke ... 13p, 15r at Louisville ... Only returner from 2013 ACC Championship.
33 Ivan Cruz Uceda	F	6-10	237	Jr.	Madrid, Spain / Harcum College (Pa.) Trio of 3s vs. Clemson, UNC, VT ... 18p, 5r, 1s at VT ... Can hit the 3 or play back to basket ... Avg. 14.6 ppg, 9.6 rpg and 2.0 assists in JuCo.
35 Chris Stowell	F	6-7	190	Fr.	Exeter, N.H. / Tilton School (N.H.) / Exeter HS Walk-on ... Post grad year at Tilton School ... Can communicate in five languages: English, Spanish, Italian, Russian, Chinese & Hebrew.

REDSHIRT (Will sit 2014-15 season after transferring from Oklahoma State)

21 Kamari Murphy*	F	6-9	216	Jr.	Brooklyn, N.Y. / Oklahoma State / IMG / Lincoln HS Led OSU in total rebounds and blocks as a sophomore ... Averaged 6.1 ppg and 6.3 rpg in 25.9 mpg during sophomore campaign.
--------------------------	----------	------------	------------	------------	--

LARRAÑAGA BY THE NUMBERS

5 - Coach Jim Larrañaga is one of five ACC coaches with a Final Four appearance to his credit. In 2006, Larrañaga became the first coach at a mid-major school to take his team to the NCAA Final Four in 27 years.

7 - Larrañaga is no stranger to the ACC. In his seven seasons as an assistant coach at Virginia, the Cavaliers participated in the NCAA Final Four in 1981 and 1984, won three ACC Championships and finished in the Top 5 of the rankings.

14 - Larrañaga has made 14 postseason appearances in the past 24 years, including six NCAA tournaments.

31 - Larrañaga is in his 31st year as a head coach and has successfully transitioned three institutions into successful programs: Miami, Bowling Green and George Mason.

500 - Coach L is one of five ACC coaches with 500 or more wins.

LARRAÑAGA - WHY MIAMI?

Along with returning to the best basketball conference in the country, Coach L had a few personal reasons for accepting the head coaching job at Miami. Coach's grandfather was from Cuba, where he produced the Larrañaga [lare-en-YAH-ga] cigar. Coach's father was raised in Key West before moving to The Bronx, N.Y., getting married and raising six children. Coach L was raised in The Bronx, but vacationed to Florida as a boy. He also has owned a house in Sarasota - which he bought from Dick Vitale's daughter - and three of his siblings have retired to Florida.

MIAMI VS. RANKED OPPONENTS

(complete list since arrival of Coach L on page 6)

HIGHEST RANKED OPPONENT DEFEATED AT HOME

1 Duke, 90-63 (1/23/13)

HIGHEST RANKED OPPONENT DEFEATED ON THE ROAD

2 Connecticut, 73-71 (2/20/99)

ALL-TIME

Overall	50-140
Home	33-55
at BankUnited Center	14-23
Away	15-65
Neutral	2-20
Overtime	1-4
Double Overtime	0-4

OVERALL NON-CONF GAMES

(includes conf. tourney games)

Overall	12-56
Home	8-18
Away	2-20
Neutral	2-18

SINCE REBIRTH (1985-86)

Overall	47-126
Home	30-48
Away	15-59
Neutral	2-21

SINCE JOINING ACC (2004-05)

Overall	22-51
Home	13-21
Away	8-21
Neutral	1-9
Conference Games	17-37
Reg. Season, Non-Conf.	4-6

UNDER COACH L

Overall	8-19
Home	4-8
Away	4-8
Neutral	0-3
Conference Games	5-15
Reg. Season, Non-Conf.	2-2

IN 2014-15

Overall	3-5
Home	1-3
Away	2-2
Conference Games	1-5
Reg. Season, Non-Conf.	2-0

PRONUNCIATIONS

Players

33 Ivan Cruz Uceda	E-von Cruise Ew-say-duh
23 Tonye Jekiri	Tahn-yay Jah-keer-ee
20 Manu Lecomte	Man-ew La-cont
21 Kamari Murphy	Kuh-mar-ee
5 Davon Reed	Dave-on
35 Chris Stowell	Stole

Coaches

Jim Larrañaga	Lare-uh-nay-guh
Michael Huger	Hue-gur
Chris Caputo	Ca-poo-toe

Locations

Belen Jesuit	buh-lin
Cupey, P.R.	kew-pay
Champagnat School	schomp-un-yah

CLASS BREAKDOWN

Graduates	Joe Thomas
Seniors	None
Juniors	Ivan Cruz Uceda, Tonye Jekiri, Sheldon McClellan, Kamari Murphy, Angel Rodriguez
Sophomores	Mike Fernandez, Manu Lecomte, Davon Reed
Freshmen	Deandre Burnett, Ja'Quan Newton, James Palmer, Omar Sherman, Chris Stowell

GEOGRAPHIC BREAKDOWN

Belgium	Manu Lecomte
Nigeria	Tonye Jekiri
Puerto Rico	Angel Rodriguez
Spain	Ivan Cruz Uceda
United States	
Florida	Deandre Burnett, Mike Fernandez, Joe Thomas
New Hampshire	Chris Stowell
New Jersey	Davon Reed
New York	Kamari Murphy
Pennsylvania	Ja'Quan Newton
Texas	Sheldon McClellan, Omar Sherman
Washington, D.C.	James Palmer

PRESEASON POLL

October 2015

- Duke
- North Carolina
- Louisville
- Virginia
- Syracuse
- Pitt
- Notre Dame
- Florida State
- NC State
- Miami**
- Clemson
- Wake Forest
- Georgia Tech
- Boston College
- Virginia Tech

FINAL STANDINGS

March 8, 2015

- Virginia 16-2
- Duke 14-3
- Notre Dame 14-4
- Louisville 12-6
- North Carolina 11-6
- 6. Miami 10-8**
- NC State 10-8
- Syracuse 9-9
- Clemson 8-10
- Pittsburgh 8-10
- Florida State 8-10
- Wake Forest 5-13
- Boston College 4-14
- Georgia Tech 3-15
- Virginia Tech 2-16

MIAMI IN THE ACC TOURNAMENT

Won-Loss Record: 21 games, 12-9

Titles: 1, 2013

First Round Appearances: 9, 7-2

Second Round Appearances: 2, 1-1

Quarterfinal Appearances: 7, 2-5

Semifinal Appearances: 2, 1-1

Final Appearances: 1, 1-0

Tournament MVP Selections: 1

All-Tournament Team Selections: 6

First Team: 3 *Second Team:* 3

MIAMI COACHES IN THE ACC TOURNAMENT

Jim Larrañaga (2012-Present) 6-2 (.750)

Frank Haith (2005-2011) 6-7 (.462)

OVERALL TOURNAMENT STATISTICS

Scoring	1395	66.4 ppg
Scoring Defense	1343	63.9 ppg
Field Goals	486-1166	.417
3-Pt Field Goals	134-392	.342
Free Throws	289-395	.732
Rebounds	746	35.5 rpg
Assists	209	9.6 apg
Blocked Shots	74	3.5 bpg
Steals	116	5.5 spg
Record in Overtime	1-1	

2004-05: MCI CENTER (WASHINGTON, D.C.)

First Round: No. 11 Virginia def. No. 6 Miami, 66-65

2005-06: GREENSBORO COLISEUM (N.C.)

First Round: No. 8 Miami def. No. 9 Clemson, 66-63

Quarterfinals: No. 1 Duke def. No. 8 Miami, 80-76

2006-07: ST. PETE TIMES FORUM (TAMPA, FLA.)

First Round: No. 12 Miami def. No. 5 Maryland, 67-62

Quarterfinals: No. 4 BC def. No. 12 Miami, 74-71 (OT)

2007-08: CHARLOTTE BOBCATS ARENA (N.C.)

First Round: No. 5 Miami def. No. 12 NC State, 63-50

Quarterfinals: No. 4 VT def. No. 5 Miami, 63-49

2008-09: GEORGIA DOME (ATLANTA, GA.)

First Round: No. 8 Virginia Tech def. No. 9 Miami, 65-47

2009-10: GREENSBORO COLISEUM (N.C.)

First Round: No. 12 Miami def. No. 5 Wake Forest, 83-62

Quarterfinals: No. 12 Miami def. No. 4 VT, 70-65

Semifinals: No. 1 Duke def. No. 12 Miami, 77-74

2010-11: GREENSBORO COLISEUM (N.C.)

First Round: No. 9 Miami def. No. 8 Virginia, 69-62 (OT)

Quarterfinals: No. 1 UNC def. No. 9 Miami, 61-59

2011-12: PHILIPS ARENA (ATLANTA, GA.)

First Round: No. 6 Miami def. No. 11 Georgia Tech, 54-36

Quarterfinals: No. 3 FSU def. No. 6 Miami, 82-71

2012-13: GREENSBORO COLISEUM (N.C.)

Quarterfinals: No. 1 Miami 69, No. 8 Boston College 58

Semifinals: No. 1 Miami 81, No. 5 NC State 71

Finals: No. 1 Miami 87, No. 3 North Carolina 77

2013-14: GREENSBORO COLISEUM (N.C.)

First Round: No. 10 Miami 57, No. 15 Virginia Tech 53

Second Round: No. 7 NC State 67, No. 10 Miami 58

2014-15: GREENSBORO COLISEUM (N.C.)

Second Round: No. 6 Miami 59, No. 14 Virginia Tech 49

The Canes are the No. 6 seed for the third time in UM history along with the first season in the ACC, 2004-05 in Washington, D.C., and 2011-12 in Atlanta.

This is the first meeting between Miami and Notre Dame in the ACC Tournament.

The Canes are playing in the ACC Tournament for the 11th time.

Miami is 12-9 in ACC Tournament play.

Miami is 9-4 in tournament games played in Greensboro, N.C.

Under head coach Jim Larrañaga, Miami is 6-2 in the ACC Tournament.

UM has advanced past the first round in nine of 11 seasons, including five-straight.

Miami will play in the quarterfinals for the eighth time. The last time was in 2013.

UM has won five of its last six games in the ACC tournament after going 3-0 in 2013 and 1-1 in 2014.

Miami won the ACC Tournament in 2013, defeating North Carolina, 87-77, in the championship game, for the Canes' first ACC title. UM also finished the 2013 regular season atop the standings.

Miami's three wins in 2013 are the most by the Canes in the ACC Tournament.

Miami's highest seed was No. 1, in 2013.

Since Miami joined the ACC in 2004-05, four teams have won both the regular season and tournament, once by Miami (2013) and Virginia (2014), twice by Duke (2006, 2009) and North Carolina (2007, 2008).

Since 2012, three teams not from the state of North Carolina have won the ACC Championship: Florida State, Miami and Virginia.

ACC TOURNAMENT
RECORD BY OPPONENT

Opponent	W	L
Boston College	1	1
Clemson	1	0
Duke	0	2
Florida State	0	1
Georgia Tech	1	0
Maryland	1	0
North Carolina	1	1
NC State	2	1
Virginia	1	1
Virginia Tech	3	2
Wake Forest	1	0

ACC TOURNAMENT
RECORD BY SEED

Miami Seed	W	L
No. 1	3	0
No. 5	1	1
No. 6	2	2
No. 8	1	1
No. 9	1	2
No. 10	1	1
No. 12	3	2

ACC TOURNAMENT
RECORD VS. SEED

Opp. Seed	W	L
No. 1	0	3
No. 3	1	1
No. 4	1	2
No. 5	3	0
No. 7	0	1
No. 8	2	0
No. 9	1	1
No. 11	1	1
No. 12	1	0
No. 14	1	0
No. 15	1	0

ACC TOURNAMENT MVP

Shane Larkin 2012-13

ACC ALL-TOURNAMENT TEAM

Durand Scott	2009-10	
Shane Larkin	2012-13	1st
Durand Scott	2012-13	1st
Trey McKinney Jones	2012-13	2nd
Julian Gamble	2012-13	2nd

ACC COACH OF THE YEAR

Jim Larrañaga 2012-13 Coaches / ASCMA

ACC PLAYER OF THE YEAR

Shane Larkin 2012-13 Coaches

ACC DEFENSIVE PLAYER OF THE YEAR

Durand Scott 2012-13 Coaches / ASCMA

FIRST TEAM ALL-ACC

Jack McClinton	2007-08	
Jack McClinton	2008-09	
Shane Larkin	2012-13	Coaches / ASCMA

SECOND TEAM ALL-ACC

Guillermo Diaz	2004-05	
Guillermo Diaz	2005-06	
Kenny Kadji	2012-13	Coaches / ASCMA

THIRD TEAM ALL-ACC

Robert Hite	2005-06	
Jack McClinton	2006-07	
Malcolm Grant	2010-11	
Kenny Kadji	2011-12	
Durand Scott	2012-13	Coaches
Rion Rrown	2013-14	Coaches / ASCMA

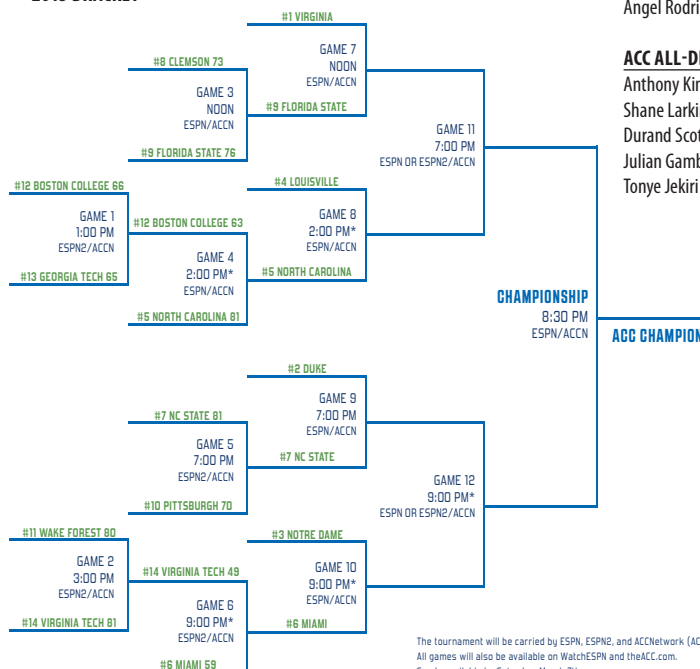
HONORABLE MENTION ALL-ACC

Robert Hite	2004-05	
Reggie Johnson	2010-11	
Durand Scott	2011-12	
Durand Scott	2012-13	ASCMA
Tonye Jekiri	2014-15	ASCMA
Sheldon McClellan	2014-15	ASCMA
Angel Rodriguez	2014-15	ASCMA

ACC ALL-DEFENSIVE TEAM

Anthony King	2004-05	
Shane Larkin	2012-13	Coaches / ASCMA
Durand Scott	2012-13	Coaches / ASCMA
Julian Gamble	2012-13	Coaches
Tonye Jekiri	2014-15	Coaches / ASCMA

2015 BRACKET



The tournament will be carried by ESPN, ESPN2, and ACCNetwork (ACCN).
All games will also be available on WatchESPN and the ACC.com.
Seeds available by Saturday, March 7th.

*Denotes approximate time

SERIES VS. NOTRE DAME

Overall	Tied 8-9
Games at Miami	4-4
Games at Notre Dame	3-5
Games on neutral courts	1-0
Current streak	Miami lost 1
Last meeting	Jan. 17, 2015, L, 70-75
Larrañaga at UM vs. Notre Dame	1-1
Larrañaga all-time vs. Notre Dame	1-2

DID YOU KNOW

Coach L became the first Miami coach to win 20+ games in his first two seasons at UM and only the third of 12 UM coaches to post three 20-win seasons.

Former Cane Rick Barry was named one of the Greatest Players in NBA History.

Miami native and former Cane James Jones won the 2010-2011 NBA All-Star Weekend 3-Point Contest and the NBA Championship in the 2011-2012 and 2012-13 seasons.

Six-time NBA All Star Amar'e Stoudemire enrolled at UM last year and is taking classes to earn his bachelor's degree.

UM is in its 11th season in the ACC.

Coach L led the George Mason Patriots to the Final Four with big wins over some of basketball's elite teams such as Michigan State, UNC and UConn. He was the first coach to take a mid-major to a Final Four in 27 years (Penn '79) when his team advanced in 2006.

In 14 years at George Mason, Larrañaga led the Patriots to five NCAA Tournament appearances (2011, 2008, 2006, 2001, 1999), including the 2006 Final Four.

Miami basketball received APR (academic progress rate) Public Recognition Awards for being among the top 10 percent in APR in their sport. Miami ranks in the top 10 percent NCAA men's basketball with a 990 APR.

The Miami Department of Athletics recorded a Graduation Success Rate (GSR) of 92 percent. Miami's department-wide GSR is tied for third among ACC schools and 10th overall among FBS programs. UM has exceeded the NCAA average GSR in each of the last 10 years.

According to latest US News & World Report rankings, the University of Miami is tied as the top academic institution in the state of Florida and ranks 48th nationally.

The Canes have averaged 20+ wins in each of the last eight seasons.

The Hurricanes have made at least one try in 898 of 904 games since the NCAA adopted the 3-point shot in 1986.

Miami has held 757 of its last 758 opponents to less than 100 points. North Carolina was the last team to score 100+, defeating UM 105-64 on Jan. 31, 2007.

POSTSEASON AWARDS FOR FOUR HURRICANES

Junior forward Tonye Jekiri was named to the 2015 Coaches and ACSMA All-Atlantic Coast Conference Defensive Team. Jekiri also joined Sheldon McClellan and Angel Rodriguez as honorable mentions on the 2015 ACSMA All-ACC Team.

Sophomore guard Davon Reed was named to the All-ACC Academic Men's Basketball Team.

DARIUS RICE NAMED ACC LEGEND

Darius Rice has been named Miami's 2015 ACC Basketball Legend. A three-time All-BIG EAST Conference selection, the 6-foot-10 Rice was named to the BIG EAST All-Rookie Team and earned first team All-District 6 honors three times while at Miami. Rice led the Canes to the 2002 NCAA Tournament and the 2001 NIT. He ended his collegiate career with 1,865 points (16.1 ppg) and 666 rebounds (5.7 rpg).

MIAMI'S ROAD WINS RANK TOP 11 NATIONALLY

Miami is one of 38 teams in the country, and one of 11 teams from a Top 8 conference, to win 10+ games away from its home arena this regular season. Gonzaga led the way with 14 road & neutral site victories.

The Canes have posted 10+ wins away from home in two of Coach L's four seasons at Miami. In 2012-13, Miami won 15 on the road, including five neutral-site games. This year, Miami was 10-5 away from the BankUnited Center, with a 3-1 neutral-site record, in the regular season.

MIXING UP THE STARTING LINEUP

Miami has used 10 starting lineups this season, and every scholarship player has started at least one game. For a complete listing, check page six of the notes.

LARRAÑAGA IN ACC PLAY

Since his arrival in 2011, Jim Larrañaga has recorded the top three win totals in ACC play in Miami history with 15-3 in 2013, 10-8 in 2015, and 9-7 in 2012. In 2014, Miami's record was 7-11, tied for the fifth-best mark. Miami's fourth-most wins were eight in 2007-08.

MIAMI'S TEAM, ONE YEAR AGO

A season ago, only three of Miami's guys were available to play for the Hurricanes, three were sitting out as redshirts, two were playing at other colleges and three were still seniors in high school.

Tonye Jekiri, Manu Lecomte, Davon Reed - Playing for Miami.

Deandre Burnett, Sheldon McClellan, Angel Rodriguez - Redshirts, practicing with the Canes.

Joe Thomas - at Niagara University; Ivan Cruz Uceda - at Harcum College (Ju-Co).

Ja'Quan Newton, James Palmer, Omar Sherman - Seniors in high school.

MIAMI VS. RANKED OPPONENTS THIS SEASON

Miami is 3-5 against ranked teams this season, including 1-1 against Top 5 teams and 2-2 against Top 10 teams. In the five losses, one was a double-overtime defeat against Virginia, and the Canes came up 6.0 ppg short in the other four outings. The Canes are 1-3 at home and 2-2 on the road. vs. Top 25 opponents. See a complete list vs. ranked opponents since the arrival of Coach L on page 6.

EYEING MILESTONES - RODRIGUEZ TOPS 1,000 POINTS - JEKIRI TO PLAY 100 GAMES

Point guard Angel Rodriguez is closing in on 1,000 career points. The native of Cupey, P.R., scored 640 points in two seasons at Kansas State and has recorded 358 points through 30 games at Miami, for a total of 1003.

Rodriguez has 124 assists this season, just nine shy of No. 10 on the season assists list at Miami. No. 10 Anthony Harris (2004-05) had 133. No. 9 Thomas Hocker ('87-'88) has 136.

Rodriguez is already tied for No. 9 on the steals list with 56 this season. He is tied with No. 9 Steven Edwards' ('92-'93) 56 and trails No. 7 & No. 8 John Salmons' 57, in both 2000-01 and 2001-02.

Junior Tonye Jekiri has played in 99 career games for the Hurricanes in three seasons. He also has 325 rebounds, which topped Edwin Morris' ('55-'56) 322 to move into No. 10 on the list, and trail No. 9 Wayne Canaday ('69-'70), who had 327.

STATS BREAKDOWNS

In Miami's 21 wins:

Five players average 8.5 ppg or better.

Miami scores 73.2 ppg, shooting 46.5% FG.

The Canes average 35.3 rpg, 14.3 apg and 5.8 spg.

Angel Rodriguez averages 14.1 points, 39.5 FG%, 36.7 3FG%

Tonye Jekiri averaged 11.0 rebounds, 2.0 blocks

Manu Lecomte averages 10.4 points, 48.6 FG%, 49.4 3FG%

In Miami's 11 losses:

Two players average 8.5 ppg or better.

Miami scores 59.7 ppg, shooting 38.2% FG.

The Canes average 31.2 rpg, 11.5 apg and 5.4 spg.

Angel Rodriguez averages 8.6 points, 21.6 FG%, 17.5 3FG%

Tonye Jekiri averages 8.5 rebounds, 0.5 blocks

Manu Lecomte averages 3.8 points, 30.4 FG%, 36.4 3FG%

UM SINCE JOINING THE ACC IN 2004-05

Season	Overall	ACC W-L	ACC Rank/Seed	ACC T Record
2004-05	16-13	7-9	t6 / 6	0-1
2005-06	18-16	7-9	t7 / 8	1-1
2006-07	12-20	4-12	12 / 12	1-1
2007-08	23-11	8-8	t5 / 5	1-1
2008-09	19-13	7-9	t7 / 9	0-1
2009-10	20-13	4-12	12 / 12	2-1
2010-11	21-15	6-10	9 / 9	1-1
2011-12	20-13	9-7	t4 / 6	1-1
2012-13	29-7	15-3	1 / 1	3-0
2013-14	17-16	7-11	10 / 10	1-1
2014-15	21-11	10-8	6 / 6	1-0

SINCE THE ARRIVAL OF COACH L IN 2011-12 ...

- Miami is one of three schools with five or more wins in the ACC Tournament.
- Miami is one of four ACC schools with a winning record in the NCAA tournament.
- Miami's seeds in the ACC Tournament have been No. 1, No. 6 (2x) and No. 10.
- Miami is one of eight ACC teams to make an NCAA tournament appearance.
- Miami is one of five ACC teams to make an NIT appearance.
- One ACC Coach of the Year, one ACC Player of the Year, ACC Defensive Player of the Year, one ACC Tournament MVP, four ACC All-Tournament, one first-team All-ACC, one second-team All-ACC, three third-team All-ACC, five honorable mention All-ACC, one ACC All-Rookie Team and four ACC All-Defensive Team selections.
- Miami has the most lopsided win over Duke (27 points) and second-most lopsided wins over Boston College (27 points), North Carolina (26 points) and Florida State (24 points) of any ACC team.
- Miami has won eight ACC games by 20 or more points: Boston College (27, 22, 22 and 21), Duke (27), North Carolina (26, Florida State (24) and Virginia Tech (24).
- All 13 seniors have earned academic degrees from UM: Garrius Adams, Rion Brown, Julian Gamble, Malcolm Grant, Justin Heller, Reggie Johnson, DeQuan Jones, Kenny Kadji, Donnavan Kirk, Trey McKinney Jones, Ryan Quiglar, Durand Scott, Erik Swoope.

IN THE THREE YEARS PRIOR TO THE ARRIVAL OF COACH L (2008-11) ...

- Miami posted the eighth-most ACC wins (17) in the league, ahead of NC State (16), Virginia (16) and Georgia Tech (14).
- Miami recorded 60 overall wins, seventh-most in the ACC.
- Miami's seeds in the ACC Tournament were No. 9 (twice) and No. 12.
- Miami was one of four ACC teams to not play in the NCAA tournament.
- Miami was one of five ACC teams to play in the NIT.
- Miami had one first-team All-ACC, one third-team All-ACC, one honorable mention All-ACC, one ACC All-Rookie Team and one ACC Tournament Team selection.

CANES IN THE POLLS

	AP	USA TODAY	RPI
11/10	--	RV	--
11/17	--	RV	--
11/24	17	20	--
12/1	15	15	3
12/8	20	21	23
12/15	18	19	36
12/22	RV	RV	30
1/19	RV	RV	56
1/26	23	23	38

UM COMMUNICATIONS

MBB Contact	Amy (Woodruff) LaBrie
	Associate Director of Communications
Work/Cell	(305) 284-3241 / (813) 410-1194
E-mail	a.woodruff@miami.edu
Ass't AD for Communications	Tom Symonds
Website	www.HurricaneSports.com

2014-15 UM QUICK FACTS

Location	Coral Gables, Fla.
Stadium	BankUnited Center (7,972)
Press Row	305-284-2111
Capacity	7,972
Enrollment	15,629
Founded	1925
Colors	Orange, Green, White
Nickname	Hurricanes
Mascot	Sebastian the Ibis
Conference	Atlantic Coast
President	Dr. Donna E. Shalala
Director of Athletics	Blake James
Address	5821 San Amaro Drive Coral Gables, Fla. 33146

2013-14 Overall Record	17-16
Home/Away/Neutral	8-8 / 7-6 / 2-2
2013-14 ACC Record / Finish	7-11 / 10th
Scholarship Players Returning / Lost	2 / 6
Newcomers	9

Head Coach	Jim Larrañaga
Alma Mater	Providence, 1971
Record at UM	87-47 / 4th season
Overall Record	557-381 / 31st season

Eric Konkol	Wisconsin-Eau Claire, '00
Michael Huger	Bowling Green, '94
Chris Caputo	Westfield (Mass.) State, '02
Director of Operations	Adam Fisher
Assoc. Director of Operations	Jaime Vathielil
Athletic Trainer	Jason Robey
Strength & Conditioning Coach	Steve Felde

HISTORY

First Season of Basketball	1926
Overall All-Time Record	960-716
Year UM Joined ACC	2004-05
NCAA Appearances	Seven
	1960, 1998, 1999, 2000, 2002, 2008, 2013
Last NCAA Appearance	L, 71-61
	Sweet 16 vs. Marquette, 2013
NIT Appearances	10
	1961, 1963, 1964, 1995, 1997,
	2001, 2005, 2006, 2009, 2011
Last NIT Appearance	L, 79-64
	Quarterfinals vs. Alabama, 2011

COMMUNICATIONS POLICIES

All interview requests for assistant coaches or athletics department staff members must be approved and cleared by Amy (Woodruff) LaBrie in the UM Communications office. Credential requests are taken via e-mail to LaBrie (A.Woodruff@miami.edu). Any misuse of credentials will result in removal from the BankUnited Center and the permanent voiding of the credential. The UM locker room is closed at all times. For home games, Coach L and at least one Hurricane player will report to the media room for interviews following the opposing team's press conference.

LED (TIED) THE TEAM IN....

	Points	Rebounds	Assists	Steals	Blocks
Burnett	2		(1)	1 (3)	1
Cruz Uceda	(1)	(1)		(3)	1
Jekiri	2	24 (2)	(1)	(1)	11 (7)
Lecomte	1 (1)		5 (2)	(5)	
McClellan	15 (1)	3 (2)	3 (1)	3 (5)	(2)
Newton			2 (1)	(3)	(1)
Palmer				(1)	(4)
Reed	2	1 (1)	1 (1)	2 (5)	2 (4)
Rodriguez	8 (1)		17 (2)	14 (6)	1 (3)
Sherman				(4)	3 (2)
Thomas		1		1	1

CARDIAC CANES - YEAR TWO

Miami played 12 games this season that were decided by five points-or-less. The Canes had five losses by a total of 22 points in the month of February. Three of those games were decided by a total of five points.

In 2013-14, Miami led the ACC having played 13 games decided by five points-or-less or in OT.

Difference	1	2	3	4	5	8	9	10-14	15-19	20+
Won	-	1	2	4	1	-	1	2	3	7
Lost	1	2	-	-	1	1	2	2	-	2

BREAKING DOWN THE STATS

Through 32 games, Miami is 21-11 overall, 10-6 at home, and 10-6 away from the BankUnited Center (7-4 on the road and 3-1 at neutral sites). Despite facing four Top 15 teams on the road - at No. 6/7 Florida, at No. 4 Duke, at No. 12 Notre Dame, at No. 12 Louisville - Miami averages 4.1 ppg, 3.7 FG% and 8.6 3FG% better on the road than at home.

	PPG	FG%	3FG%	FT%	RPG	APG	SPG
Home (16)	66.5	41.8	32.2	73.4	35.5	12.8	5.6
Away (16)	70.6	45.4	40.8	74.2	32.2	13.9	5.7
Wins (21)	73.2	46.5	41.0	75.5	35.3	14.3	5.8
Losses (11)	59.7	38.2	28.7	68.4	31.2	11.5	5.4

CANES POST 20-WIN SEASON

With a victory at Virginia Tech on March 7, Miami posted its third 20-win season in four years since the arrival of Jim Larrañaga. Since 2011-12, Coach L has tallied seasons of 20-13, 29-7, 17-16, and 20-11, for an average of 21.5 wins per season. Since joining the ACC in 2004-05, Miami posted three 20-win seasons before the arrival of Larrañaga, 23-11 in 2008, 20-13 in 2010 and 21-15 in 2011.

MCCLELLAN IMPROVES SHOOTING PERCENTAGES

Junior guard Sheldon McClellan has drastically improved his shooting percentages since arriving at Miami for the 2014-15 season, after spending two campaigns at Texas.

	FG%	3FG%	FT%	REB	PTS
McClellan 2014-15	50.2	37.5	80.7	4.6	14.8
McClellan 2012-13	38.2	27.3	83.3	3.9	13.5
McClellan 2011-12	44.8	31.0	75.6	3.3	11.3

COACHING STAFF LONGEVITY

Coach L's and his three assistant coaches have been coaching together for a combined 32 seasons. Chris Caputo has been with Coach L for 13 years, Eric Konkol is at 11 years and Michael Huger in his eighth season as an assistant. Huger also played for Larrañaga from 1989-93 at Bowling Green.

	10+ points	20+ points	7+ rebounds	2+ blocks	4+ assists	3+ steals
Player						
Burnett	5	1	1		1	
Cruz Uceda	3					
Jekiri	13		27	12	2	
Lecomte	12	2			5	
McClellan	25	4	8		4	2
Newton	2				2	
Palmer	4					
Reed	9		1	1	3	1
Rodriguez	17	4	1	2	18	9
Sherman	4		1	3		
Thomas			1	1		1

FIRSTS UNDER JIM LARRAÑAGA

First game: Nov. 11, 2011 vs. Tennessee Tech. W, 69-58.
First starting lineup: Malcolm Grant, Durand Scott, Garrius Adams, Erik Swoope, Kenny Kadji.
First opening tip: Miami - Kenny Kadji.
First UM FG: 18:38, Durand Scott, 3-pointer.
First lead: 18:38, 3-0.
First halftime score: Tennessee Tech 32, Miami 27.
First win: Nov. 11, 2011. Miami 69, Tennessee Tech 58.
Attendance at first game: 3,600.
First loss: Nov. 25, 2011 at Ole Miss, 64-61 (OT).
First road win: Dec. 22, 2011 at Charlotte, 76-61.
First ACC game: Jan. 7, 2012 at Virginia, L, 52-51.
First ACC win: Jan. 18, 2012 vs. Clemson, 76-73.
First ACC regular season title: 2012-13

JIM LARRAÑAGA = PROGRAM CHANGER

In Coach L's Three Seasons at Miami ...

- ACC Regular Season and Tournament Championships
- .656 winning percentage
- Two 20-win seasons
- Two postseason appearances with three victories
- 15 ACC wins in 2013
- One All-American

Seven Seasons before Coach L at UM ...

- .561 winning percentage
- Best conference finish was fifth place
- One NCAA Tournament appearance
- Most ACC wins in a season was eight

In Coach L's 14 Seasons at George Mason ...

- .626 winning percentage
- 13 straight winning seasons
- A Final Four appearance
- Five trips to the NCAA tournament
- Nine postseason appearances
- First national ranking
- First appearance in Top 10
- First wins over Top 10 teams
- Winningest coach in league history

Seven Seasons before Coach L at GMU...

- .340 winning percentage
- Seven straight losing seasons
- Zero postseason appearances
- Worst team in the CAA

PRO CANES

James Jones	Cleveland Cavaliers (NBA)
Shane Larkin	New York Knicks (NBA)
John Salmons	New Orleans Pelicans (NBA)
Jimmy Graham	New Orleans Saints (NFL)
Erik Swoope	Indianapolis Colts (NFL)
Trey McKinney Jones	Ft. Wayne Mad Ants (D-League)

Garrius Adams	Liege (Belgium)
Brian Asbury	Hapoel Eilat (Israel)
Rion Brown	Brussels (Belgium)
Guillermo Diaz	Arecibo (Puerto Rico)
Julian Gamble	Brussels (Belgium)
Lawrence Gilbert	Manizales (Colombia)
Malcolm Grant	Mississauga Power (Canada)
Gary Hamilton	Osaka Evessa (Japan)
Dequan Jones	Acqua Vitassella Cantu (Italy)
Kenny Kadji	Banco di Sardegna Sassari (Italy)
Anthony King	Artland Dragons (Germany)
Donnavan Kirk	Michelin Etha Engomis Nicosia (Cyprus)
Darrius Rice	Karpos Sokoli (Greece)
Durand Scott	Hapoel Tel Aviv (Israel)

Rodriguez, Lecomte, McClellan, Thomas, Jekiri	10-4
Rodriguez, Lecomte, McClellan, Sherman, Jekiri	0-1
Rodriguez, Burnett, McClellan, Sherman, Jekiri	2-0
Rodriguez, Burnett, McClellan, Reed, Jekiri	0-1
Rodriguez, Reed, McClellan, Sherman, Jekiri	3-3
Rodriguez, Newton, McClellan, Reed, Jekiri	1-1
Rodriguez, Palmer, McClellan, Reed, Jekiri	2-0
Lecomte, Reed, McClellan, Thomas, Jekiri	0-1
Lecomte, Reed, McClellan, Cruz Uceda, Jekiri	1-0
Lecomte, Reed, McClellan, Palmer, Jekiri	2-0

JEKIRI'S JUNIOR SEASON NUMBERS CONTINUE TO IMPROVE

Junior Tonye Jekiri has posted 10 double-doubles in his last 21 games, including nine in ACC play. Jekiri has posted 10+ rebounds 18 times, and in 13 of the last 19 games. This season he has 10+ points in 13 outings.

Jekiri leads the ACC with 18 10+--rebound games.

The native of Nigeria has nearly doubled his output in points and rebounds each season as a Hurricane. The 7-footer is averaging 8.6 points and 10.2 rebounds this season, up from 4.2 ppg and 5.5 rpg his sophomore year and 1.4 points and 1.6 rebounds his rookie campaign.

JEKIRI'S SEASON-BY-SEASON PROGRESSION

Junior Tonye Jekiri has nearly doubled his rebounding and scoring outputs each season with the Hurricanes.

	FG%	FT%	REB	PTS
Jekiri-14-15	51.0 (106-208)	72.1	10.2	8.6
Jekiri-13-14	45.6 (57-12)	58.1	5.5	4.2
Jekiri-12-13	51.4 (18-35)	55.0	1.6	1.4
Jekiri-14-15 ACC	50.8 (65-128)	70.9	10.9	9.4
Jekiri-13-14 ACC	42.6 (29-68)	51.7	6.1	4.1
Jekiri-12-13 ACC	60.0 (12-20)	54.5	1.7	1.7

JEKIRI ONE OF THE TOP BIG MEN IN THE COUNTRY

As of NCAA.com stats on March 11, Tonye Jekiri is in the Top 15 in the country in rebounds among all players and the Top 2 among players in the Big 5 conferences.

	Reb/g	DReb/g	Total Reb	OREb/g
Actual	10.2	7.0	317	3.23
Overall rank	13th	13th	11th	38
Big 5 rank	3rd	2nd	3rd	11th

COACH L NOTCHES CAREER WIN NO. 550

In his first victory against Syracuse, Coach Jim Larrañaga won his 550th career game. Larrañaga's 100th win came in 1991 against Kent State while at Bowling Green. While at George Mason, win No. 200 came in 1997 vs. Northeastern, No. 300 in 2003 against East Carolina and No. 400 in 2008 vs. William & Mary. In 2012, the Canes defeated Georgia Tech for Coach L's 500th.

CANES SHINE IN THE SECOND HALF

Junior guards Angel Rodriguez and Sheldon McClellan know how to finish a game. In 12 games, Rodriguez has scored double-digit points in the second stanza, including 22 at Florida, 17 against Virginia, 15 at Duke, Wake Forest and vs. Florida State. Only three times (10 vs. Howard & Florida State, 11 vs. Providence) he has scored double-digits in the first stanza.

In 12 games, McClellan has scored double-digit points in the second half, including 21 at Charlotte, 17 vs. Florida State, 16 at Pittsburgh and 14 against Virginia Tech. He's scored 10+ in the first half in just five outings.

Their stats in all games are below.

Rodriguez	PPG	FG%	3FG%	Pts
Second half	8.0	41.5	35.0	241
First half	3.9	24.1	24.7	116
McClellan	PPG	FG%	3FG%	Pts
Second half	8.5	56.3	45.6	272
First half	6.1	44.4	29.9	194

REED CLUTCH FROM DISTANCE

Sophomore Davon Reed knocked down 52.7 percent of his shots from long range in ACC games. He led the team in 3-pointers in league games and despite only playing 24 of 32 games (due to injury), he is fourth on the team with 32 from long range overall. He has hit a 3-pointer in 13 of the last 16 games, and for the season has 10 games with multiple threes, topping out with five against UofL.

SWOOP SIGN WITH INDIANAPOLIS COLTS

Erik Swoope, former Hurricane basketball player who never played football prior to walking into an NFL locker room this summer, was on the Colts practice squad this season and on Jan. 20, signed a reserve/future contract.

LARKIN WITH KNICKS IN SECOND NBA SEASON

Former Cane Shane Larkin is in his second season in the NBA, playing for the New York Knicks after being traded from the Dallas Mavericks. Larkin is averaging 5.6 points, 2.0 rebounds, 2.5 assists and 1.2 steals in 22.3 minutes per game, through 54 games. He's shooting 41.9 percent from the field.

RODRIGUEZ AT HIS BEST AGAINST THE BEST

In Miami's three games against Top 8 teams - No. 3 Virginia, No. 4 Duke and No. 8/7 Florida - Angel Rodriguez has put on a show, averaging 24.3 points and 5.0 assists.

Against Florida, he scored 22 of his 24 points in the final nine minutes, draining five second-half three-pointers to help Miami earn the win.

The junior scored 17 points in the second half against the Cavaliers, knocking down three clutch free throws with 0.9 seconds left in regulation to send the game into overtime. In the two overtimes combined, he scored six points, including 4-4 at the line, and dished out three assists, accounting for 13 of Miami's 17 overtime points.

At Duke, Rodriguez scored eight-straight points - including two from long distance - to give Miami a decisive lead. He tallied 15 points and four steals in the second half at Cameron Indoor.

THIS SEASON MIAMI HAS ...

- Defeated Duke and Syracuse on the road in the same season, the second time this has ever happened, and the first time since UNC did during the 1983-84 season
- Defeated three ranked teams: at No. 8/7 Florida, vs. No. 24/25 Illinois and at No. 4 Duke
- Defeated a pair of Top 7 teams in the same season, both on the road: No. 6/7 Florida and No. 4 Duke
- Won two true road games against ranked opponents for the first time since 1998-99: No. 6/7 Florida and No. 4 Duke
- Defeated Coach K (1,000 wins), Coach Boeheim (962), & Coach Donovan (496)
- Ended Duke's 41-game home winning streak, the longest active streak in Division I
- Snapped Duke's 19-game ACC home game winning streak
- Snapped Florida's streak of 33 consecutive home wins, which was the longest streak in school history
- Scored 90 points against Duke, the most points scored by an unranked opponent in a regulation win in Cameron Indoor Stadium since NC State's 96 points on Feb. 23, 1983.
- Dealt Duke the most lopsided loss (16 points) an unranked visitor has handed to a ranked Blue Devil team in the ACC era
- Defeated Syracuse at the Carrier Dome, in front of the largest collegiate crowd of the season to date (Jan. 24): 30,677

2014-15 QUICK HITS

- UM opened the season with nine scholarship players available. This is the second-straight season the Canes open the campaign with eight or more new players and only nine available scholarship players.
- Miami has 10 new players on the roster for 2014-15: Eight scholarship newcomers, one D-I transfer who must sit out and one walk-on.
- UM opened the 2014-15 campaign with just two players from the 2013-14 season, in sophomore Manu Lecomte and junior Tonye Jekiri. Sophomore Davon Reed was out through Dec. 5 with a lower extremity injury.
- Miami's 14-man roster includes players from five countries - Belgium, Nigeria, Puerto Rico, Spain, U.S. - six states - Florida, Texas, New York, Pennsylvania, New Jersey, New Hampshire - and Washington, D.C.
- There are no seniors playing for the Canes: One graduate student, five juniors, three sophomores and five freshmen.
- Three D-I transfers are eligible to play in 2014-15: Sheldon McClellan (Texas), Angel Rodriguez (Kansas State) and Joe Thomas (Niagara).
- The Canes lost six players - including three starters and the team's top two scorers - from the 2013-14 season, five to graduation and one transferred.
- Miami lost five of its top seven players from 2013-14. To open the 2013-14 season, Miami had lost its top six players from the 2012-13 ACC Championship campaign.
- Without Reed, the Canes returned 11.9 points, 7.6 rebounds, 3.0 assists, 1.3 steals and 0.9 blocks per game from the 2013-14 season. A year ago, Miami opened the 2013-14 season returning 9.3 points, 5.1 rebounds, 1.1 assists, 0.8 steals and 0.5 blocks per game.
- For the second-straight season, Miami returned the fewest points per game (18.4) and rebounds per game (9.2) of all ACC schools.
- The Canes held opponents to just 59.5 points per game in 2013-14, which was ranked No. 11 of 345 teams in Division I. Miami also averaged 61.5 ppg, which was ranked No. 337.
- The Canes lost 10 games by five points or less, or in overtime, during the 2013-14 season, on their way to a 17-16 overall record.

CANES IN NATIONAL STATS (as of March 11)

Category	Rank	Actual	Nat'l Leader	Actual
Turnovers Per Game	14	10.2	Wisconsin	7.6
Fewest Turnovers	19	317.0	Wisconsin	235.0
Personal Fouls Per Game	22	15.6	Wisconsin	12.5
Assist Turnover Ratio	30	1.32	Davidson	1.81
Total 3-point FGM	30	251.0	VMI	342.0
Fewest Fouls	30	484.0	Wisconsin	386.0
Three-Point FG Per Game	31	8.1	VMI	11.4
Free-Throw Percentage	33	73.6	Illinois	79.4
3-pt Field Goal Attempts	36	689.0	VMI	1078.0
Three-Point FG Percentage	83	36.4	UC Davis	45.2
Won-Lost Percentage	85	64.5	Kentucky	100.0
Scoring Margin	87	5.5	Kentucky	21.2
Turnover Margin	91	1.3	Eastern Ky.	7.3
Scoring Defense	94	63.4	Virginia	50.2
Assists Per Game	99	13.5	Stephen F. Austin	17.7
Total Assists	100	419.0	BYU	572.0

CANES TOP 100 NATIONALLY (as of March 11)

Angel Rodriguez	Rank	Actual
Steals Per Game	49	1.9
Total Steals	66	55.0
Assists Per Game	95	4.2

Sheldon McClellan	Rank	Actual
Field-Goal Percentage	72	50.0

Tonye Jekiri	Rank	Actual
Total Rebounds	11	317.0
Defensive Rebounds / Game	13	7.0
Rebounds Per Game	13	10.2
Offensive Rebounds / Game	38	3.23
Double Doubles	47	10.0
Total Blocks	95	47.0

UM RECORDS**GAME****ACC GAME**

POINTS SCORED	59 - Rick Barry vs. Rollins, 1965	35 - Jack McClinton vs. North Carolina 02/15/09
FIELD GOAL %	1.000 (7-7) - Raymond Hicks vs. NC A&T, 2008	.900 (9-10) - Reggie Johnson at Duke 01/02/11
3-POINT FG	9 - Johnny Hemsley vs. Lafayette, 1999	7 (3x) last - Jack McClinton vs. North Carolina 02/15/09
3-POINT FG%	1.000 (5-5) (5x) last - Malcolm Grant vs. NC State, 2011	1.000 (5-5) - James Palmer at Virginia Tech 03/07/15
		1.000 (5-5) - Malcolm Grant at NC State 01/23/11
FT MADE	22 (2x) last - Rick Barry vs. Florida Southern, 1965	16 - Jack McClinton vs. NC State 03/07/09
FT %	1.000 (16-16) - Jack McClinton vs. NC State, 2009	1.000 (16-16) - Jack McClinton vs. NC State 03/07/09
REBOUNDS	29 - Rick Barry vs. Oklahoma City, 1965	17 - Tonye Jekiri vs. Clemson 02/08/15
ASSISTS	14 - Michael Gardner vs. Pittsburgh, 1993	9 (3x) last - Shane Larkin vs. North Carolina 02/09/13
STEALS	9 - Jerome Scott vs. FIU, 1991	6 - Shane Larkin at North Carolina 01/10/12
BLOCKED SHOTS	13 - Anthony King vs. Florida Atlantic, 2004	6 - Anthony King vs. Florida State 01/15/05

CANES IN SPAIN

In August, the University of Miami embarked on a 10-day educational and competitive tour to Spain. The Canes were 4-0 against teams from Barcelona, Valencia and Madrid. In four games in Spain, Miami outscored its opponent 89.8 to 65.8 ppg and pulled down nearly twice as many rebounds, 51.8 to 27.0 per night. The Canes hit 51.8 percent from the field, 27.8 percent from three and 62.4 percent at the line. UM also averaged 17.8 assists and 13.3 steals per night.

Individually, four Canes averaged double digits, led by Sheldon McClellan (20.0), followed by Dre Burnett (14.3), Ja'Quan Newton (13.5) and James Palmer (11.5). Spaniard Ivan Cruz Uceda averaged 11.0 rebounds per game while Tonye Jekiri averaged 8.5 rpg. Senior Angel Rodriguez did not play any games in Spain due to injury.

SEASONS OF CHANGE

Miami faced back-to-back seasons with roster turnover after losing six players from the 2012-13 ACC Championship season - five to graduation, one to NBA - then six seniors (5 scholarship) after the 2013-14 campaign.

CANE STRONG: UMBB IN THE WEIGHT ROOM

Under strength Coach Steve Felde (fell-dee), five Canes bench at least 300 pounds and eight bench press more than 250 pounds. Joe Thomas leads the way at 375, followed by Deandre Burnett (315), who is up 85 pounds since arriving at UM. Also in the 300-club are Angel Rodriguez (300/+60), Manu Lecomte (300/+85) and Mike Fernandez (300/+95).

ANTHONY LAWRENCE, JR. SIGNS NLI WITH CANES

Anthony Lawrence, Jr. has signed a National Letter of Intent to play basketball for the University of Miami.

Nicknamed "Amp," Lawrence is a 6-7, 200-pound guard/forward from Saint Petersburg, Fla., who led his Lakewood Senior High School team to the Class 5A state championship game as a junior. Lawrence scored 18 points in the championship game and totaled 25 rebounds in two state tournament games. Anthony's father, Anthony Lawrence Sr. was a two-year letterman at Miami from 1991-93.

LARRAÑAGA CONTRACT EXTENDED THROUGH 2022

The University of Miami extended Coach Jim Larrañaga's contract through May 31, 2022, Director of Athletics Blake James announced in September 2014. Larrañaga first signed a five-year contract in 2011, then was granted a three-year extension in 2012.

US NEWS AND WORLD REPORT

According to latest US News & World Report rankings, the University of Miami is tied for the top academic institution in the state of Florida and ranks 48th nationally.

COACH L TIES TO THE ACC

Coach Jim Larrañaga was an assistant coach at Virginia from 1979-1986, under the leadership of Terry Holland. In those seven seasons, Larrañaga helped the Cavaliers to five NCAA appearances: Final Four twice, Elite Eight once, Sweet 16 once and Round of 64 once, as well as two NIT appearances, including the Championship and Quarterfinal round.

LARRAÑAGA MEMBER OF UM FACULTY

Coach Jim Larrañaga is an Adjunct Assistant Professor of Kinesiology and Sport Sciences at the University of Miami. Due to his head coaching responsibilities, Larrañaga is a guest lecturer at several different classes in the School of Education and Human Development throughout the semester.

MIAMI BASKETBALL – THE EARLY YEARS

The University of Miami basketball program was dormant for 14 years from 1971-1985. In 1983 Director of Athletics Sam Jankovich announced the resurrection of men's basketball at Miami, with the reinstatement vote by the UM Board of Trustees on Oct. 12, 1983. Head coach Bill Foster was hired March 21, 1984, adding assistants Clint Bryant, Seth Greenberg and Cesar Odio by July 1. Tim Harvey was the staff's first recruit, a 6-10, 240-pound center from Plainfield,

N.J., who transferred from Georgia Tech.

On Oct. 15, 1984 the first men's basketball practice in 12 years was held on the patio in the center of campus, viewed by more than 200 students. Miami defeated The Citadel, 85-77, on Nov. 22, 1985, in the first game of the new era of UM basketball.

NEW SCOREBOARD HUNG IN BANKUNITED CENTER

Miami Hurricanes home basketball games will be more exciting this year as a new state-of-the-art center-hung scoreboard – made possible by a \$1 million Momentum2 campaign gift from FMSbonds, Inc. – will be unveiled for the 2014-15 season. The gift was made possible by FMSbonds, Inc. President James A. Klotz and Chairman Paul Feinsilver. Klotz is a long-time University of Miami Athletics donor and is a member of the Athletics Visiting Committee. The center-hung scoreboard is 24 feet wide by 17 feet tall (including ring). The main screen is 10' 8.8" in height and the ring is 2' 5". The main screen has 2,848 columns of resolution.

DIVERSITY AT UM EXTENDS TO COURT

Five Miami players speak English as a second language: Ivan Cruz Uceda - Spanish (Spain); Mike Fernandez - Spanish (Cuba); Tonye Jekiri - African; Manu Lecomte - French; Angel Rodriguez - Spanish (Puerto Rico). UM is the academic home of nearly 1,700 foreign students of all socioeconomic backgrounds, from more than 110 countries as diverse as Peru, Pakistan, and Poland. Miami's diversity also is evident in its full-time faculty, which is nearly 36 percent minority, making UM one of the most diverse major private research universities.

QUICK HITS

- In Miami's huddles, the guards stand to the left of Coach L and the forwards to the right, in ascending height order.
- Looking at UM's bench, assistant coach Huger & guards sit to the left of Coach L, while assistants Konkol & Caputo sit to the right with forwards.
- Coach L believes in the power of habits, referencing Stephen Covey's "7 Habits of Highly Effective People."
- Coach L often references his Franklin Covey planners from the past 15 years, all of which are in a cabinet above his desk.
- When plying for his job, Chris Caputo sent Coach L a heart and said, "I'd give my heart and soul to be on your staff."
- Coach L and assistant Michael Huger played pro basketball in Belgium, the home country of PG Manu Lecomte. The coaches never saw Lecomte play in person and Lecomte did not visit campus before arriving for classes.
- On June 27, 2013 sophomore Shane Larkin was the No. 18 pick in the NBA Draft.
- In 2013, Shane Larkin tested as the best all-around athlete of the 61 players at the NBA combine.

ATTITUDE, COMMITMENT AND CLASS

Attitude, commitment and class are the cornerstone values of the Miami basketball program. Attitude: Be positive. Life is 10% what happens to you and 90% how you react to it. Commitment: Make a total and unconditional commitment to our program. Be passionate about what you do. Class: Show pride and respect in yourself and our program. Be the best you can be in thought, word and deed.

ABOUT THE HEAD COACH

- Coach L was influenced by his HS coach, the late Jack Curran, the winningest HS basketball & baseball (combined) coach in the nation.
- Coach L's son, Jon, plays pickup basketball games with President Obama and his son, Jay, is an assistant coach for the Boston Celtics.
- Coach L's family was originally from Spain and his grandfather was raised in Cuba. The family made Larrañaga Cigars.
- Coach L's father had a love for the open road, a trait he passed on to his son, who has a love for geography.
- Coach L has been the commissioner and his staff has coached at the Dwyane Wade Fantasy Camp in Miami.
- In Catholic school, Coach L's nun/teacher couldn't pronounce the ñ in Larrañaga, thus the current Lare-uh-nay-guh pronunciation.

ABOUT THE UNIVERSITY OF MIAMI

- Miami is tied for No. 1 in Florida & Top 50 in the nation in the U.S. News & World Report's annual "Best Colleges" rankings.
- Miami, a small, private university with 9,500 undergraduate students, has an 11:1 student to faculty ratio.
- Miami basketball ranks in the Top 10 percent nationally in Academic Progress Rates (APR).
- Miami is ranked No. 3 in the nation for Race/Class Interaction by The Princeton Review. More than 50% of UM students are minorities.
- Six-time NBA All-Star Amar'e Stoudemire took classes at The U to earn his bachelor's degree.
- At UM, more than 50 percent of classes for undergraduates have 16 or fewer students; over 75 percent have 27 or fewer students.

CORAL GABLES AND MIAMI FACTS

The Florida city of Coral Gables, situated just a few miles southwest of Miami, is part of Miami-Dade County. Incorporated in 1925, Coral Gables was created as a fully-planned community by George Merrick, who envisioned an upscale Miami suburb with large elements of Mediterranean-style architecture to highlight the region's Spanish influence. In 1925, roughly simultaneous to the founding of Coral Gables, the city was selected as the home to the University of Miami, which was constructed that year on 240 acres of land just west of U.S. Route 1, approximately two miles south of downtown Coral Gables.

The average temperature in Coral Gables is 75 degrees.

Coral Gables averages 300 days of sunshine per year.

The Venetian Pool, located in Coral Gables, is acclaimed as "the world's most beautiful public swimming pool."

The Biltmore Golf Course in Coral Gables, has been played by Tiger Woods, and by amateur golf lovers Bill Clinton and Will Smith.

Miami has 84 miles of beaches.

Miami is the southernmost major city in the continental U.S.

Miami is the only major city to be founded by a woman - Julia Tuttle.

Miami is the consistently ranked by Dr. Beach's top 10 beaches in the U.S.

Bordered by The Everglades National Park & Biscayne National Park, Miami is the only city in the US that is bordered by two national parks.

Miami is home to 150+ ethnicities and 60+ languages.

Memorable films made in Miami: Scarface, True Lies, 2 Fast 2 Furious, Bad Boys series, Caddyshack, The Bodyguard.

TV shows set/filmed in Miami: Miami Vice, Burn Notice, Dexter, The Golden Girls.

MIAMI'S RECORD WHEN...	2014-15		COACH L	
RECORD	ALL	ACC	AT UM	ACC
All games	21-11	10-8	87-47	41-29
Home	10-6	5-4	46-19	22-13
Away	7-4	5-4	29-21	19-16
Neutral	4-1		12-7	
November	7-0		19-6	
December	3-3		15-9	0-1
January	4-3	4-3	18-11	16-11
February	4-5	4-5	20-14	19-14
March	3-0	2-0	15-7	6-3
Vs. Top 10 opponents	2-2	1-2	4-8	3-7
Vs. Top 25 opponents (includes Top 10)	3-5	1-5	8-19	5-15
Vs. RV opponents (either or both polls)	1-0	1-0	8-2	3-0
Vs. teams over .500 on game day	11-9	7-6	50-40	26-24
Vs. teams under .500 on game day	8-2	3-2	25-6	11-5
Vs. teams at .500 on game day	2-0	0-0	11-1	4-0
While UM is in the top 25	4-4	0-2	20-8	12-5
While UM is RV (only)	7-1	2-0	14-4	4-1
Leading at halftime	12-3	2-3	65-12	27-9
Trailing at halftime	7-7	6-5	18-33	10-19
Tied at halftime	1-1	1-0	5-2	3-1
Single overtime			2-6	1-2
Double overtime	1-1	1-1	3-1	2-1
In overtime games (single+double)	1-1	1-1	5-7	3-3
Leading with 2:00 left in regulation	18-2	8-2	78-6	37-3
Trailing with 2:00 left in regulation	2-9	1-6	7-39	3-25
Tied with 2:00 left in regulation			1-1	0-1
UM shoots 50% or better from field	7-0	2-0	27-2	10-2
UM shoots 40-49% from field	12-4	7-4	51-13	28-10
UM shoots under 40% from field	2-7	1-4	9-32	3-17
Opp. shoots 50% or better from field	1-4	0-2	4-13	2-7
Opp. shoots 40-49% from field	12-6	8-5	40-22	21-14
Opp. shoots under 40% from field	9-1	2-1	44-12	18-8
UM shoots 70% or better from the line	15-6	8-5	49-22	22-15
UM shoots less than 70% from the line	5-5	2-3	37-25	19-13
UM makes more 3-point FGs	16-7	6-5	42-20	22-16
UM makes fewer 3-point FGs	2-3	2-2	29-18	14-11
3-point FGs are even	3-1	2-1	7-2	5-2
Four or more Canes in double figures	7-2	4-2	40-8	18-7
Three Canes score in double figures	9-4	5-2	34-20	18-8
Two or less Canes score in double figures	5-5	1-4	13-19	5-14
UM outrebounds opponent	13-1	6-1	57-16	25-11
Opp. outrebounds UM	6-10	4-7	26-31	15-18
Tied in rebounds	2-0		4-0	1-0
UM records 10 or more steals	4-0	1-0	13-3	4-1
UM records 15 or more assists	9-1	4-1	27-1	14-1
UM commits less than 15 turnovers	18-11	8-8	76-40	36-25
UM commits 15 or more turnovers	1-0		9-2	3-4
UM commits less turnovers than opp.	14-5	7-4	52-19	23-10
UM commits more turnovers than opp.	5-4	2-3	29-18	15-13
Tied in turnovers	2-2	1-1	6-9	3-6
UM scores 59 points or less	2-6	1-4	9-25	5-16
UM scores between 60-69 points	7-2	4-1	25-13	13-5
UM scores between 70-79 points	6-2	1-2	35-8	15-7
UM scores between 80-89 points	5-1	3-1	13-1	5-1
UM scores between 90-99 points	1-0	1-0	5-0	3-0
UM scores 100 or more points			0-0	0-0
Playing during the afternoon	4-5	4-4	29-15	16-11
Playing in the evening (5 p.m. or later)	17-6	6-4	57-31	25-18
Games decided by three points or less	3-3	1-3	10-11	5-9
Games decided by four to 10 points	7-4	5-4	27-19	15-14
Games decided by 11-19 points	4-2	2-0	31-13	12-3
Games decided by more than 20 points	7-2	2-1	19-4	9-3

UM SINCE THE ARRIVAL OF JIM LARRAÑAGA IN 2011

- 2013 ACC Regular Season Champions
- Ranked No. 2/2 - Miami's program high - Feb. 18, 2013
- No. 1 seed at 2013 ACC Tournament
- Won school record 29 games in 2013
- 14-game win streak (tied 1946-47 & 2001-02) from Jan. 2 - Feb. 19, 2013
- 13-0 start in 2013 conference play, topping school-best nine ACC victories, which was set in 2011-12
- Sophomore Shane Larkin selected No. 18 in the 2013 NBA Draft by Atlanta Hawks, then traded to Dallas Mavericks
- All six seniors from 2013-14 championship season earned academic degree from UM: Garrius Adams, Julian Gamble, Reggie Johnson, Kenny Kadji, Trey McKinney Jones, Durand Scott
- Defeated No. 1 Duke, 90-63, on Jan. 23, 2013 in Coral Gables
- Defeated Duke twice within 12 months, at both Cameron Indoor Stadium and the BankUnited Center
- First team to beat Duke and UNC by 20+ points in the same season since Maryland in '74-75 season
- First team to beat Duke and UNC by 25+ points since the start of ACC play in 1953
- Defeated three teams in The Triangle in the same season: UNC, Duke & NC State
- In 2012-13 defeated three teams in the Top 20 for the first time since joining the ACC - the last time was in 1999-00
- Five home sellouts of 7,972 fans vs. Duke, Florida State, North Carolina, Virginia and Clemson
- Ended Duke's 41-game home winning streak, the longest active streak in Division I
- Snapped Duke's 19-game ACC home game winning streak
- Miami's 90 points scored against Duke are the most points scored by an unranked opponent in a regulation win in Cameron Indoor Stadium since NC State's 96 points on Feb. 23, 1983.
- Dealt Duke its last two regular-season losses by 16-or-more points: 27 (90-63) on Jan. 23, 2013 at Miami, and 16 (90-74) on Jan. 13, 2015 at Duke
- Handed Duke the most lopsided loss (16 points) an unranked visitor has handed to a ranked Blue Devil team in the ACC era
- Miami is the only team in the country to beat Duke three times
- Miami is the only team in the country to play Duke multiple times and have a winning record
- Dealt Duke two of its five overall and three ACC losses by 16-plus points
- Scored 90 points against Duke twice
- Won at Cameron Indoor Stadium twice
- Defeated a pair of Top 8 teams in the same season, both on the road: No. 6/7 Florida and No. 4 Duke
- Won two true road games against ranked opponents for the first time since 1998-99: No. 6/7 Florida and No. 4 Duke
- First team to defeated Duke and Syracuse on the road in the same season since the 1983-84 season (UNC).

AWARDS

- 2013 Coach of the Year - Jim Larrañaga
- 2013 Naismith Coach of the Year - Jim Larrañaga
- 2013 ACC Coach of the Year - Jim Larrañaga
- 2013 Henry Iba National Coach of the Year - Jim Larrañaga
- 2013 Adolph Rupp Cup Coach of the Year - Jim Larrañaga
- 2013 ACC Player of the Year (Coaches) - Shane Larkin
- 2013 ACC Defensive Player of the Year - Durand Scott
- Nine All-ACC selections: Shane Larkin 1st team, Kenny Kadji 2nd team & 3rd team, Scott H.M. (twice), Rion Brown 3rd team, Tonye Jekiri H.M., Sheldon McClellan H.M., Angel Rodriguez H.M.
- Four All-ACC Defensive Team players: Shane Larkin, Durand Scott, Julian Gamble, Tonye Jekiri
- 2012 ACC All-Rookie Team - Shane Larkin
- 2013 ACC All-Academic Team - Raphael Akpejori, 2014 ACC All-Academic Team - Davon Reed
- 2013 ACC Tournament MVP - Shane Larkin
- Four ACC All-Tournament team nods: Shane Larkin (1st), Durand Scott (1st), Julian Gamble (2nd), Trey McKinney Jones (2nd)
- Seven ACC Player of the Week awards: Reggie Johnson (2012), Durand Scott (2012 & 2013), Shane Larkin (2013), Angel Rodriguez (2014) and Sheldon McClellan (2014).
- One ACC Rookie of the Week: Shane Larkin (2012)
- NABC Honors Court: Raphael Akpejori
- ACC Academic Honor Roll: Raphael Akpejori, Justin Heller, Donnavan Kirk.

COACH LARRAÑAGA'S MILESTONE VICTORIES

Victory	Date	Opponent	Score	School
50	02/10/88	Miami (Ohio)	65-59	Bowling Green
100	02/23/91	Kent State	84-57	Bowling Green
150	12/22/94	at Ohio State	59-50	Bowling Green
200	12/27/97	Northeastern	66-60	George Mason
250	12/20/00	Coastal Carolina	81-65	George Mason
300	12/02/03	East Carolina	76-65	George Mason
350	01/26/06	William & Mary	81-58	George Mason
400	02/27/08	William & Mary	68-59	George Mason
450	12/08/10	Loyola (Md.)	66-52	George Mason
500	01/05/12	at Georgia Tech	62-49	Miami
550	01/24/15	at Syracuse	66-62	Miami



HEAD COACH JIM LARRAÑAGA

Fourth Season | Providence, 1971

Hometown: The Bronx, N.Y. | Head Coach: American International, 1977-79 | Bowling Green, 1986-97 | George Mason, 1997-2011 | Miami, 2011-present

LARRAÑAGA'S CAREER

Head Coach

2011-pres. Miami
1997-2011 George Mason
1986-97 Bowling Green
1977-79 American International

Assistant

1979-86 Virginia
1971-76 Davidson

Player / Coach

1977 Geronimo Basketball Club (Belgium)

EDUCATION

Providence College, 1971, B.A. Economics
Archbishop Malloy High School, 1967

NCAA APPEARANCES

1999 - George Mason
2001 - George Mason
2006 - George Mason (Final Four)
2008 - George Mason
2011 - George Mason
2013 - Miami (Sweet 16)

NIT APPEARANCES

1990 - Bowling Green
1991 - Bowling Green
1997 - Bowling Green
2002 - George Mason
2004 - George Mason
2009 - George Mason
2012 - Miami

PLAYING CAREER

Geronimo Basketball Club (Belgium) 1976-77
Providence College, 1967-71
Archbishop Molloy, 1963-67

MISCELLANEOUS

AP, Naismith, Henry Iba Coach of the Year, 2013
ACC Coach of the Year, 2013
Clair Bee Coach of the Year, 2006
CAA Coach of the Year, 2011, 1999

PERSONAL

Born: Oct. 2, 1949 Hometown: The Bronx, N.Y.
Wife: Liz Sons: Jay and Jon

Jim Larrañaga was named the 12th head coach of the University of Miami men's basketball program on April 22, 2011.

After leading UM to the 2013 NCAA Sweet 16, and winning the school's first ACC regular season and tournament championships, Larrañaga was honored as the, Naismith, USBWA Henry Iba and ACC Coach of the Year. The Bronx native helped Miami to a No. 2 national ranking by both the and USA TODAY, and a No. 2 seed in the NCAA tournament. He is the 10th coach in the last 10 years to lead two top-10 programs, as Miami was No. 2 on Feb. 18, 2013, and George Mason was No. 8 in the final Top 25 poll in 2006.

Larrañaga directed the Canes to a 27-point win over No. 1 Duke and three other 20+ point wins over ACC opponents that season, including North Carolina (+26), Florida State (+24) and Boston College (+22). UM's 29 overall and 15 ACC wins in 2012-13 were program-bests, as was the 14-game winning streak and 13-0 start in conference play. Other program firsts include defeating all three teams in the North Carolina Triangle in the same season, beating a trio of teams in the Top 20 since joining the ACC and hosting five home sellouts at the BankUnited Center.

Individually, Coach L saw Shane Larkin earn the ACC Player of the Year and Lute Olson National Player of the Year awards, as well as All-American status and finalist nods for the Bob Cousy, John Wooden and James Naismith player of the year honors before declaring early for the 2013 NBA Draft. Larkin was also the ACC Tournament MVP, on the All-ACC Defensive team and a defensive All-American. Durand Scott was the ACC Defensive Player of the Year, three players — Larkin, Scott and Kenny Kadji — were listed on all-conference teams and four were on the ACC All-Tournament Team — Larkin, Scott, Julian Gamble and Trey McKinney Jones. All six seniors on the Sweet 16 team earned academic degrees from the University of Miami and one player was listed on the All-ACC Academic Team.

Larrañaga came to Miami after serving as the head coach at George Mason for 14 seasons. He guided that program to five NCAA Tournament appearances (1999, 2001, 2006, 2008, 2011) - including an unprecedented run to the 2006 Final Four that captured the nation's attention, defeating Michigan State, North Carolina, Wichita State and UConn along the way. Following that run, he was selected the 2006 Clair Bee Coach of the Year. Larrañaga built the GMU Patriots' program into a perennial contender in the highly-regarded Colonial Athletic Association, winning more games (273) than any other coach in program and conference history en route to three conference titles

LARRAÑAGA'S CAREER RECORDS

School	Years	Overall	Conference
American International	1977-1979	27-26	none
Bowling Green	1986-1997	170-144	101-85
George Mason	1997-2011	273-164	165-79
Miami	2011-pres.	87-47	41 Total
Rebounds	11	317.0	

COACH JIM LARRAÑAGA AT A GLANCE

2013 Coach of the Year	2013 Naismith Coach of the Year
2006 Clair Bee Coach of the Year	2013 Henry Iba Coach of the Year
2013 ACC Coach of the Year	2013 Adolph Rupp Cup Coach of the Year
2013 NABC All-District II Coach	2013 USBWA District IV Coach of the Year
2001 & 1999 CAA Coach of the Year	Six NCAA tournament appearances
1999 CAA Coach of the Year	2013, 2011, 2008, 2006, 2001, 1999
1997 MAC Coach of the Year	Seven postseason NIT appearances
Eight 20-win seasons	2012, '09, '04, '02, '97, '91, '90

Coached Shane Larkin - ACC Player of the Year, ACC Tournament MVP, USBWA All-District, Sporting News All-American, finalist for Cousy, Naismith & Wooden awards, All-ACC First Team and All-ACC Defensive Team

Coached Durand Scott - ACC Defensive Player of the Year, ACC Tournament First Team, All-ACC Third Team

Coached George Evans, who was a three-time CAA Player of the Year, the CAA Rookie of the Year, a three-time CAA Defensive Player of the Year and on the CAA All-Defensive Team three times.

Nine All-Atlantic Coast Conference selections

Four ACC All-Tournament team selections

Three coaches and three media ACC All-Defensive Team selections *not including 2015 Coaches

28 All-Colonial Athletic Conference selections

Three All-America players

Nine CAA All-Defensive Team selections

Eight CAA All-Rookie Team selections

Three Dean Ehlers Award winners - given to the CAA player who best meets the criteria of academic achievement, leadership and community service.

12 All-MAC Conference selections

Coached Antonio Daniels - MAC Player of the Year and MAC Freshman of the Year

Two MAC Freshman of the Year selections

Four MAC All-Freshman Team selections

LARRAÑAGA YEAR-BY-YEAR

Year	School	Overall W-L	Conference W-L	Finish	Post-Season
1977-78	American International	14-13			
1978-79	American International	13-13			
1986-87	Bowling Green	15-14	10-6	3	
1987-88	Bowling Green	12-16	7-9	t-5	
1988-89	Bowling Green	13-15	6-10	t-6	
1989-90	Bowling Green	18-11	9-7	t-3	NIT 0-1
1990-91	Bowling Green	17-13	9-7	t-4	NIT 0-1
1991-92	Bowling Green	14-15	8-8	5	
1992-93	Bowling Green	11-16	8-10	t-6	
1993-94	Bowling Green	18-10	12-6	t-2	
1994-95	Bowling Green	16-11	10-8	t-5	
1995-96	Bowling Green	14-13	9-9	t-6	
1996-97	Bowling Green	22-10	13-5	t-1	NIT 0-1
1997-98	George Mason	9-18	6-10	6	
1998-99	George Mason	19-11	13-3	1	NCAA 0-1
1999-00	George Mason	19-11	12-4	t-1	
2000-01	George Mason	18-12	11-5	3	NCAA 0-1
2001-02	George Mason	19-10	13-5	2	NIT 0-1
2002-03	George Mason	16-12	11-7	4	
2003-04	George Mason	23-10	12-6	3	NIT 2-1
2004-05	George Mason	16-13	10-8	6	
2005-06	George Mason	27-8	15-3	t-1	NCAA 4-1
2006-07	George Mason	18-15	9-9	5	
2007-08	George Mason	23-11	12-6	2	NCAA 0-1
2008-09	George Mason	22-11	13-5	2	NIT 0-1
2009-10	George Mason	17-15	12-6	4	CIT 0-1
2010-11	George Mason	27-7	16-2	1	NCAA 1-1
2011-12	Miami	20-13	9-7	t-4	NIT 1-1
2012-13	Miami	29-7	15-3	1	NCAA 2-1
2013-14	Miami	17-16	7-11	10	
2014-15	Miami	21-11	10-8	6	
Overall		557-381	307-193		10-14

(1999, 2001, 2008). A two-time CAA Coach of the Year honoree, Larrañaga earned the accolade in 2011, leading the Patriots to a 27-7 overall record and 16-2 conference mark en route to the CAA regular-season title and their fifth NCAA Tournament appearance under his leadership. Seeded a program-best eighth in the NCAA Tournament, George Mason rallied from a double-digit deficit to defeat ninth-seeded Villanova, 61-57, before falling to overall No. 1 seed Ohio State in the third round. In 2006, Larrañaga became the first coach at a mid-major school to take his team to the Final Four in 27 years and earned an at-large berth for a CAA team for the first time in 20 years. Along the way, he led Miami to a school record in wins, the school's first national ranking, George Mason's first appearance in the Top 10 and the school's first wins over Top 10 teams.

With 29 years of head coaching experience, the native of The Bronx, N.Y., previously served as the head coach at Bowling Green for 11 seasons (1986-1997) and at Division II American International for two seasons (1977-79). His first coaching opportunity came at Davidson College, where he served as an assistant coach to Terry Holland. Davidson captured three Southern Conference regular-season championships and an NIT berth in his five years there, and he compiled a 47-12 record doubling as the freshman team coach. In 1976, he left Davidson and spent one season as player-coach for the Geronimo Basketball Club in Belgium. A 1971 graduate of Providence College with a degree in economics, Larrañaga was a four-year letterman for the Friars. As the team captain in his senior season, he led Providence to a 20-8 record and an NIT appearance. He graduated as the school's fifth all-time leading scorer with 1,258 points and was selected in the sixth round of the draft by the Detroit Pistons of the National Basketball Association. He was the team's top scorer as a sophomore and junior and was named New England's Division I Sophomore of the Year in 1969. He was inducted into the Providence College Hall of Fame in 1991.

Larrañaga, 65, and his wife, Liz, have two sons - Jay, who played for his father at Bowling Green and is an assistant coach with the Boston Celtics, and Jon, who was a member of his father's George Mason teams from 1999-2003 - and four grandchildren.

MIAMI RECORDS IN ACC TOURNAMENT

POINTS SCORED

32 Durand Scott vs. NC State, 3/16/13

FIELD GOALS MADE

12 Durand Scott vs. NC State, 3/16/13

FIELD GOAL ATTEMPTS

19 Guillermo Diaz vs. Duke, 2006

FIELD GOAL PERCENTAGE

(Min. 5 Made)

1.000 (6-6) Reggie Johnson vs. Wake Forest, 2010

3-POINT FIELD GOALS MADE

6 Trey McKinney Jones vs. UNC, 3/17/13

3-POINT FIELD GOALS ATTEMPTED

11 Adrian Thomas vs. North Carolina, 2011

11 Malcolm Grant vs. Virginia, 2011

11 Jack McClinton vs. Virginia Tech, 2008

3-POINT FIELD GOAL PERCENTAGE

(Min. 4 Made)

.667 (6-9) Trey McKinney Jones vs. UNC, 3/17/13

FREE-THROWS MADE

10 Anthony King vs. Duke, 2006

10 Guillermo Diaz vs. Virginia, 2005

FREE-THROWS ATTEMPTED

12 Anthony King vs. Duke, 2006

12 Guillermo Diaz vs. Virginia, 2005

FREE-THROW PERCENTAGE

1.000 (8-8) Shane Larkin vs. UNC, 3/17/13

1.000 (8-8) James Dews vs. NC State, 2008

REBOUNDS

14 Anthony King vs. Virginia, 2005

ASSISTS

7 Shane Larkin vs. UNC, 3/17/13

7 Malcolm Grant vs. Virginia, 2011

7 Lance Hurdle vs. Virginia Tech, 2009

STEALS

5 Jack McClinton v. NC State, 2008

BLOCKED SHOTS

5 Jimmy Graham vs. Maryland, 2007

OPPONENT RECORDS IN ACC TOURNAMENT

POINTS SCORED

32 Tyrese Rice (Boston College), 2007

32 J.R. Reynolds (Virginia), 2005

FIELD GOALS MADE

10 J.R. Reynolds (Virginia), 2005

FIELD GOAL ATTEMPTS

17 P.J. Hairston (UNC), 3/17/13

17 J.J. Redick (Duke), 2006

FIELD GOAL PERCENTAGE

.750 (6-8) T.J. Warren (UNC), 3/16/13

3-POINT FIELD GOALS MADE

6 P.J. Hairston (UNC), 3/17/13

6 Scott Wood (NC State) 3/16/13

6 Tyrese Rice (Boston College), 2007

3-POINT FIELD GOALS ATTEMPTED

13 P.J. Hairston (UNC), 3/17/13

3-POINT FIELD GOAL PERCENTAGE

.714 (5-7) J.R. Reynolds (Virginia), 2005

FREE-THROWS MADE

14 Malcolm Delaney (Virginia Tech), 2009

FREE-THROWS ATTEMPTED

15 Malcolm Delaney (Virginia Tech), 2009

15 J.J. Hickson (NC State), 2008

FREE-THROW PERCENTAGE

1.000 (8-8) Luke Loucks (Florida State), 2012

REBOUNDS

14 J.J. Hickson (NC State), 2008

14 Akin Akingbala (Clemson), 2006

ASSISTS

10 Kendall Marshall (North Carolina), 2011

STEALS

4 Lorenzo Brown (NC State), 3/16/13

4 Joe Harris (Virginia), 2011

4 Malcolm Delaney (Virginia Tech), 2010

BLOCKED SHOTS

5 Daniel Miller (Georgia Tech), 2012

5 John Henson (North Carolina), 2011

5 Shelden Williams (Duke), 2006

TEAM RECORDS IN ACC TOURNAMENT

POINTS SCORED

UM 87 vs. North Carolina 3/17/13

Opp. 82 Florida State 3/09/12

FIELD GOALS MADE

UM 30 vs. North Carolina 3/17/13

Opp 30 vs. Wake Forest 3/11/10

Opp 27 North Carolina 3/17/13

FIELD GOAL ATTEMPTS

UM 64 vs. Florida State 3/09/12

Opp 64 vs. Virginia 3/10/11

Opp 64 vs. Virginia 3/10/05

Opp 68 Clemson 3/09/06

FIELD GOAL PERCENTAGE

UM .527 (29-55) vs. Boston College 3/09/07

Opp .500 (25-50) NC State 3/16/13

Opp .500 (21-42) Virginia Tech 3/12/09

3-POINT FIELD GOALS MADE

UM 12 vs. North Carolina 3/17/13

Opp 13 North Carolina 3/17/13

3-POINT FIELD GOALS ATTEMPTED

UM 29 vs. Virginia 3/10/11

Opp 32 Duke 3/10/06

3-POINT FIELD GOAL PERCENTAGE

UM .545 (12-22) vs. North Carolina 3/17/13

Opp .563 (9-16) Florida State 3/09/12

FREE-THROWS MADE

UM 26 vs. NC State 3/13/08

Opp 25 Florida State 3/09/12

FREE-THROWS ATTEMPTED

UM 30 vs. NC State 3/16/13

Opp 30 vs. NC State 3/13/08

Opp 32 Florida State 3/09/12

FREE-THROW PERCENTAGE

UM 1.000 (6-6) vs. Boston College 3/09/07

Opp .867 (26-30) vs. NC State 3/13/08

Opp .909 (10-11) North Carolina 3/17/13

REBOUNDS

UM 47 vs. Virginia 3/10/05

Opp 51 Virginia Tech 3/14/08

ASSISTS

UM 14 vs. Wake Forest 3/11/10

Opp 14 vs. Duke 3/10/06

Opp 17 NC State 3/13/14

Opp 17 North Carolina 3/11/11

Opp 17 North Carolina 3/17/13

STEALS

UM 12 vs. North Carolina 3/11/11

Opp 13 Virginia Tech 3/12/10

BLOCKED SHOTS

UM 7 vs. Maryland 3/08/07

Opp 8 Florida State 3/09/12

2013 ACC TOURNAMENT CHAMPIONS

First Round, Thursday, March 14

#8 Boston College 84, #9 Georgia Tech 64

#5 NC State 80, #12 Virginia Tech 63

#7 Maryland 75, #10 Wake Forest 62

#6 Florida State 73, #11 Clemson 69

Quarterfinals, Friday, March 15

#1 Miami 69, #8 Boston College 58

#5 NC State 75, #4 Virginia 56

#7 Maryland 83, #2 Duke 74

#3 North Carolina 83, #6 Florida State 62

Semifinals, Saturday, March 16

#1 Miami 81, #5 NC State 71

#3 North Carolina 79, #7 Maryland 76

Finals, Sunday, March 17

#1 Miami 87, #3 North Carolina 77

RECAPING THE 2013 ACC TOURNAMENT AND CHAMPIONSHIP GAME

ACC ALL-TOURNAMENT TEAMS AND MVP

Shane Larkin was named the ACC Tournament MVP while Durand Scott was listed on the first team and Trey McKinney Jones and Julian Gamble were on the second team.

Larkin averaged 23.7 points, 5.0 rebounds, 5.0 assists and 2.3 steals while shooting 51.1 percent from the field, 45.0 percent from distance and 88.9 percent at the line. Scott averaged 15.7 points, 2.7 rebounds, 2.0 assists. Gamble posted 8.3 ppg, 5.0 rpg and 1.7 bpg while McKinney Jones put up 11.7 ppg, hitting eight shots from distance.

CHAMPIONSHIP VS. NORTH CAROLINA - GAME RECAP

Miami claimed its first conference tournament championship in school history ... Miami became the first school since 1974 to win the ACC outright regular-season and tournament titles in the same season. Miami is also the first ACC school outside of the state of North Carolina to do so ... Shane Larkin was named the ACC All-Tournament MVP ... Larkin and Durand Scott were named to the ACC All-Tournament first team, while Julian Gamble and Trey McKinney Jones were named to the second team ... The Hurricanes improve to 5-18 against North Carolina in the all-time series, which dates back to the 1949-50 season. The Canes have defeated UNC three times this season after losing 10 straight games to the Tar Heels ... The Hurricanes shot 54.4 percent from 3-point range and

connected on 12-of-22 3-point attempts, breaking their previous ACC Tournament mark of 10 (recorded against Florida State on March 9, 2012) ... Miami shot 75 percent from the free throw line and has now posted back-to-back games shooting over 70 percent from the free throw line ... Shane Larkin scored a career-high 28 points, surpassing his previous mark of 27 against Jacksonville on Nov. 16, 2012 ... Larkin now has three straight 20-point performances. He has reached double figures in nine consecutive games, and has scored in double figures in all five games played in the tournament (12, 16, 20, 23, 28) ... Trey McKinney Jones recorded a career-high 20 points, as well as connecting on a career-high six 3-pointers. His previous career high was 18 points (and five 3-pointers) against Michigan State on Nov. 28, 2012 ... Rion Brown who finished the game with 12 points and recorded his highest point total since scoring 10 points vs. Virginia on Feb. 19. Brown has scored in double digits five times this year, including two straight games against BC on Feb. 5 and UNC on Feb. 9 ... Brown, who shot 60 percent from the field for the game, has shot better than 43 percent from the field eight times, including 81.8 percent (9-11) at Georgia Tech ... Four Hurricanes finished the game with double digit scoring, Shane Larkin (28), Trey McKinney Jones (20), Rion Brown (12) and Julian Gamble (11).

RECAPPING MIAMI AT DUKE, JAN. 13, 2015

* With Miami's 16-point win at Cameron on Jan. 13, UM ended Duke's 41-game home winning streak, the longest active streak in Division I. The last team to defeat Duke at home was North Carolina on March 3, 2012, with an 18-point victory.

* Miami also snapped Duke's 19-game ACC home game winning streak.

* According to the Associated Press, Duke's loss to unranked Miami marked just the seventh home loss the Blue Devils have sustained in the last 242 games against unranked teams.

* Miami's 90 points scored against Duke are the most points scored by an unranked opponent in a regulation win in Cameron Indoor Stadium since NC State's 96 points on Feb. 23, 1983.

* Miami has dealt Duke its last two regular-season losses by 16-or-more points: 27 (90-63) on Jan. 23, 2013 at Miami, and 16 (90-74) on Jan. 13, 2015 at Duke.

* In a span of six days, Miami's men's and women's basketball teams both beat teams ranked No. 4 in the country with the men defeating Duke by 16 points, and the women taking down Notre Dame by 15 points. Miami and North Carolina are the only schools in the country with wins over top five teams in men's and women's basketball this season. Miami is the only one with wins over a top four team in both.

With back-to-back wins over Duke by NC State and Miami ...

* Duke was beaten in back-to-back regular season games for the first time since 2009 (Feb. 11, 101-87 to UNC; Feb. 15, 80-74 to Boston College).

* Duke was defeated in back-to-back games by 12+ for the first time since 1995-96 (March 8, 82-69 to Maryland; March 14, 75-40 to Eastern Michigan).

* Coach K lost consecutive conference games by 12+ for the first time since 1982-83. That same season, Duke lost its last two games by 12+ points, including a 43-point loss in the ACC Tournament to No. 2 Virginia, where Coach Jim Larrañaga was an assistant coach.

Miami's 16-point win over Duke ...

* is the most lopsided loss an unranked visitor has handed to a ranked Duke team in the ACC era.

* is the third time in the past 25 years Duke has lost a home game by more than 16 points. The other two were 88-70 vs. UNC on March 3, 2012 and 77-60 vs. NC State on Jan. 18, 1995.

* is the Blue Devils' worst defeat since the 18-point loss to Louisville on March 31, 2013 in the NCAA Tournament.

* is the fifth-largest home margin of defeat of Coach K's Duke career. In 526 home games, his worst home losses are: 24 to D. Smith ('83), 20 to D. Smith ('89), 18 to R. Williams ('12), 17 to Valvano ('83), 16 to Larrañaga ('15).

Since Coach L's arrival at Miami in 2011-12 ...

* Miami is the only team in the country to beat Duke three times.

* Miami is the only team in the country to play Duke multiple times and have a winning record.

* Duke has five losses by 16-plus - two of them are to Miami.

* Duke is 1-4 when allowing its opponent to score 90 points. Miami has two of those victories: 27 (90-63) on Jan. 23, 2013 at Miami, and 16 (90-74) on Jan. 13, 2015 at Duke. Syracuse and Kansas also won by scoring 90 points, both in 2013-14.

* In Miami's eight wins over ranked teams, the Canes have outscored their opponents by 10.4 points per game (621-538).

* Miami is the only ACC school with three wins over Duke and one of five ACC schools with multiple wins over the Blue Devils.

* Miami is the only ACC school with a winning record over Duke after playing multiple games. (ND is 1-0).

Since 2009-10 (Duke's last national championship year) ...

* Miami is the only team to win at Cameron Indoor Stadium twice.

* Duke has lost four home games - half of them are to Miami.

* Duke has three ACC losses by 16-plus points - two of them are to Miami.

With wins over No. 6/7 Florida and No. 4 Duke ...

* Miami has defeated a pair of Top 8 teams in the same season, both on the road.

* Miami has won two true road games against ranked opponents for the first time since 1998-99, when the Canes downed No. 9/10 St. John's 73-70, No. 18/17 Syracuse 76-63 and No. 2 Connecticut 73-71, all on their home courts.

Team Notes

* Miami's win over Duke marked its second win on the road over a Top 10 opponent. Earlier this season, Miami defeated then No. 8/7 Florida.

* The Hurricanes' win over No. 4 Duke is the highest ranked opponent Miami has defeated on the road since its 73-71 win over No. 2 Connecticut.

* Since the arrival of Jim Larrañaga at Miami, the Hurricanes have posted a 3-2 mark against Duke, earning three of UM's five all-time wins against the Blue Devils.

* Miami has outscored Duke 380-357 in those five games. The Canes have made 46.1 percent (135-293) of their shots while the Blue Devils have hit only 40.4 percent (127-314). From distance, Miami is 34-93 (36.6%) and Duke is 38-123 (30.9%). The Canes have out-rebounded Duke 196-194 and scored more points in the paint (164-152).

5 games	Points	FG%	3FG%	Reb	Points in Paint
Miami	380	46.1 (135-293)	36.6 (34-93)	196	164
Duke	357	40.4 (127-314)	30.9 (38-123)	194	152

* In the three games played at Cameron Indoor Stadium, Miami has outscored Duke 244-227. Unranked Miami defeated the No. 7/5 Blue Devils 78-74 in overtime in 2012, fell 79-76 to No. 3/3 Duke in 2013, when Miami was ranked No. 6/7, and defeated No. 4 Duke 90-74 in 2015. In those three games, there were 28 lead changes and 23 times the score was tied.

* Miami's 90 points against Duke were a season high. The Hurricanes' 56 second-half points were the most points Miami has scored in one half of play all year.

* Miami's matchup with Duke marked the Canes' third Top 10 opponent it has faced this season (No. 7 Florida, No. 3 Virginia and No. 4 Duke).

* With the win, Miami improved to 4-7 in ACC road openers since joining the league in 2004-05. They also hold a 3-5 mark against ranked teams in ACC road openers.

* Miami led by as many as 20 points with 1:09 remaining in the game.

* The Hurricanes outrebounded the Blue Devils by a 41-31 count and held a 51.8-43.9 shooting advantage.

* Miami scored 90 points for the fifth time in Coach L's UM career, and the third time in ACC play.

* The Canes shot 51.8 percent from the field and 50.0 percent (10-20) from three in the game, the sixth time this season Miami has hit more than 50 percent of its shots.

* UM scored 56 points (66.7 FG%) in the second half against the Blue Devils, a team that only allows opponents 62.7 points per game, on the average.

Player Notes

* Angel Rodriguez scored a game-high 24 points on 8-of-15 shooting. He fell just one point shy of his career-best point total of 25 points, which he set earlier this year against Virginia.

* Rodriguez scored in double figures for the 13th time this season and the fifth-consecutive game.

* Rodriguez also scored 20-or-more points for the third time this season.

* Manu Lecomte finished with a career-high 23 points on 5-of-10 shooting from the field.

* Lecomte finished in double figures for the ninth time this season.

* Sheldon McClellan also scored in double figures as he finished with 14 points. McClellan has scored in double figures in 13 straight games. He has scored in double figures in 14 games this season.

* Tonye Jekiri finished the game with a team-high 10 rebounds. Jekiri has pulled down 10-or-more rebounds in eight games this season, including the last three games.

Head Coach Jim Larrañaga Notes

* Coach Jim Larrañaga is two wins away from 550 career victories and one win away from 300 conference victories. He started the 2014-15 season with a 536-370 overall and 297-185 conference record in 30 years as a head coach.

* Larrañaga has a 548-374 overall record in his 31st season as a head coach, one of five ACC coaches with 500+ wins.

* He is 78-40 in his third season at the University of Miami, with a 33-22 mark in ACC play.

* Miami improved to 3-2 against Duke since the arrival of Coach Jim Larrañaga in 2011-12. Miami has outscored Duke 380-357 in those five games. Larrañaga has three of UM's five all-time wins against the Blue Devils.

MIAMI HIGHS		OPPONENT HIGHS		MIAMI LOWS		OPPONENT LOWS	
Points	90, at Duke, 1/13	Points	89, Virginia, 1/3	Points	44, vs. Eastern Kentucky, 12/19	Points	39, Savannah State, 12/8
Points/Half	56 (2nd), at Duke, 1/13	Points/Half	54 (2nd), South Alabama, 11/28	Points/Half	18 (2nd), at Florida State, 2/1	Points/Half	12 (1st), Charleston, 12/30
Field Goals Made	32, vs. Akron, 11/21	Field Goals Made	32, South Alabama, 11/28	Field Goals Made	12, vs. Eastern Kentucky, 12/19	Field Goals Made	15, Savannah State, 12/8
Field Goal Att.	68, vs. Virginia, 1/3	Field Goal Att.	79, South Alabama, 11/28	Field Goal Att.	41 (2x) last vs. Eastern Kentucky, 12/19	Field Goal Att.	41, at Florida State, 2/1
Field Goal Pct.	59.3, vs. Akron, 11/21	Field Goal Pct.	56.8, Georgia Tech, 1/28	Field Goal Pct.	29.3, vs. Eastern Kentucky, 12/19	Field Goal Pct.	28.6, Howard, 11/14
3-Point FG Made	15, at Virginia Tech, 3/7	3-Point FG Made	14, Eastern Kentucky, 12/19	3-Point FG Made	4, vs. Florida State, 2/25	3-Point FG Made	2 (3x) last Georgia Tech, 1/28
3-Point FG Att.	30, vs. Illinois, 12/2	3-Point FG Att.	30, Illinois, 12/2	3-Point FG Att.	12, at Pittsburgh, 3/4	3-Point FG Att.	9, at Florida State, 2/1
Free Throws Made	31, vs. Florida State, 2/25	Free Throws Made	27, Virginia, 1/3	Free Throws Made	5 (3x) last at Louisville, 2/21	Free Throws Made	0, Clemson, 2/8
Free Throw Att.	38, vs. Florida State, 2/25	Free Throw Att.	39, Virginia, 1/3	Free Throw Att.	6, vs. Drexel, 11/20	Free Throw Att.	4 (2x) last NC State, 1/22
Rebounds	44, vs. Illinois, 12/2	Rebounds	46, Green Bay, 12/6	Rebounds	22, at Florida State, 2/1	Rebounds	24 (2x) last Savannah State, 12/8
Assists	21 (2x) last vs. Virginia Tech, 2/18	Assists	19 (2x) last Boston College, 2/16	Assists	8, vs. Louisville, 2/3	Assists	5, Howard, 11/14
Steals	12 (3x) last at Duke, 1/13	Steals	10, Howard, 11/14	Steals	2, vs. Charleston, 12/30	Steals	0, Virginia Tech, 3/7
Blocks	8, vs. South Alabama, 11/28	Blocks	8, at Louisville, 2/21	Blocks	0 (2x) last at Wake Forest, 2/11	Blocks	0 (2x) last at Wake Forest, 2/11
Turnovers	14, vs. Eastern Kentucky, 12/19	Turnovers	19 (2x) last Savannah State, 12/8	Turnovers	5 (2x) last vs. Boston College, 1/10	Turnovers	6 (2x) last Boston College, 1/10
Bench Points	34, vs. South Alabama, 11/28	Bench Points	36, Virginia Tech, 3/7	Bench Points	5, vs. Florida State, 2/25	Bench Points	0, Louisville, 2/3
Victory Margin	35, vs. Howard, 11/14	Victory Margin	28, Eastern Kentucky, 12/19	Victory Margin	2, at Florida, 11/17	Victory Margin	1, at Florida State, 2/1
		MIAMI INDIVIDUAL HIGHS		OPPONENT INDIVIDUAL HIGHS			
		Points 31, Sheldon McClellan, at Charlotte, 11/25		Points 35, Xavier Rathan-Mayes, vs. Florida State, 2/25			
		Field Goals Made 11, Sheldon McClellan, at Charlotte, 11/25		Field Goals Made 13, Olivier Hanlan, at Boston College, 2/16			
		Field Goal Attempts 22, Angel Rodriguez, vs. Virginia, 1/3		Field Goal Attempts 26, Olivier Hanlan, at Boston College, 2/16			
		3-Point FG Made 5 (5x) last James Palmer and Manu Lecomte at VI, 3/7		3-Point FG Made 6 (2x), last Xavier Rathan-Mayes, vs. Florida State, 2/25			
		3-Point FG Attempts 10 (2x) last Deandre Burnett, vs. Illinois, 12/2		3-Point FG Attempts 12, Olivier Hanlan, at Boston College, 2/16			
		Free Throws Made 10 (2x) last Manu Lecomte, at Duke, 1/13		Free Throws Made 11, London Perrantes, Virginia, 1/3			
		Free Throw Attempts 12 (2x), last Angel Rodriguez, vs. Florida State, 2/25		Free Throw Attempts 12, London Perrantes, Virginia, 1/3			
		Rebounds 17, Tonye Jekiri, vs. Clemson, 2/8		Rebounds 15, Jahlil Okafor, at Duke, 1/13			
		Assists 9, Angel Rodriguez, vs. Akron, 11/21		Assists 13, Kris Dunn, Providence, 12/22			
		Blocks 5 (2x), Tonye Jekiri, last vs. Clemson, 2/8		Blocks 5, Carson Desrosiers, Providence, 12/22			

THE LAST TIME ...

Player Scored 30 Points		Player Had a Double-Double	
Miami	Sheldon McClellan (31), at Charlotte, 11/25/14	Miami	Tonye Jekiri (10 pts, 11 rebs), at Pittsburgh, 3/4/15
Opponent	Xavier Rathan-Mayes (35) Florida State, 2/25/15	Opponent	Montrezl Harrell (21 pts, 14 rebs), Louisville, 2/21/15
Player Scored 35 Points		Player Had a Triple-Double	
Miami	Jack McClinton (35) vs. North Carolina, 3/15/09	Miami	Anthony King (11 pts, 10 reb, 13 blks) vs. Florida Atlantic, 11/29/04
Opponent	Xavier Rathan-Mayes (35) Florida State, 2/25/15	Opponent	Brendan Haywood (18 pts, 14 reb, 10 blks), North Carolina, 12/4/00
Player Scored 40 Points		Two Players Had Double-Doubles	
Miami	Darius Rice (43) vs. Connecticut, 1/20/03	Miami	Reggie Johnson (22 pts, 11 rebs) & Kenny Kadji (12 pts, 12 rebs), vs. Stetson, 11/9/12
Opponent	Sean Singletary (41), Virginia, 3/1/08	Opponent	Brice Johnson (22 pts, 11 rebs) & J.P. Tokoto (10 pts, 10 rebs), North Carolina, 2/28/15
Two Players Scored 20 Points		Team Scored 100 Points	
Miami	Angel Rodriguez (24), Manu Lecomte (23), at Duke, 1/13/15	Miami	108 vs. Nova Southeastern, 11/16/09
Opponent	T.J. Warren (24), Ralston Turner (22), NC State, 3/13/14	Opponent	105, North Carolina, 1/31/07
Three Players Scored 20 Points		Team Scored 50 Points in a Half	
Miami	Dwayne Collins (23), Brian Asbury (21), Jack McClinton (20) vs. Virginia Tech, 1/25/09	Miami	52, (2nd half) vs. Florida State, 2/25/15
Opponent	Travis Mays (40), Alvin Heggis (22), Lance Blanks (21), Texas, 2/22/89	Opponent	52, (2nd half) Florida State, 2/25/15
Five Players Scored in Double Figures		Team Shot 50 Percent in Both Halves	
Miami	Sheldon McClellan (24), Davon Reed (19), Deandre Burnett (13)	Miami	.583 (14-24) / .600 (18-30) vs. Akron, 11/21/14
	Tonye Jekiri (12), Manu Lecomte (10) at Boston College, 2/16/15	Opponent	.563 (9-16) / .520 (13-25) at Florida State, 2/1/15
Opponent	Olivier Hanlan (32), Patrick Heckman (13), Aaron Brown (10)	Team Shot 60 Percent in a Half	
	Dennis Clifford (10), Will Magarity (10) at Boston College, 2/16/15	Miami	.667 (18-27), second half, at Duke, 1/13/15
Six Players Scored in Double Figures		Opponent	.682 (15-22), first half, vs. Louisville, 2/3/15
Miami	James Kelly (17), Donnavan Kirk (15), Rion Brown (13), Manu Lecomte (12),	Team Shot 70 Percent in a Half	
	Davon Reed (11), Garrius Adams (10) vs. Texas Southern, 11/14/13	Miami	.739 (17-23), first half, at Florida State, 2/13/13
Player Grabbed 15 Rebounds		Team Shot 60 Percent in a Game	
Miami	Tonye Jekiri (15) at Louisville, 2/21/15	Miami	.638 (30-47), at Florida State, 2/13/13
Opponent	Jahlil Okafor (15), at Duke, 1/13/15	Opponent	.622 (23-37), Clemson, 12/21/08
Two Players Grabbed 10 Rebounds		Team Shot Less Than 30 Percent in a Game	
Miami	Tonye Jekiri (10), Sheldon McClellan (10), vs. NC State, 1/22/15	Miami	.293 (12-41), vs. Eastern Kentucky, 12/19/14
Opponent	Brice Johnson (11) & J.P. Tokoto (10), North Carolina, 3/2/15	Opponent	.296 (16-54), Charleston, 12/30/14
Three Players Grabbed 10 Rebounds		THE LAST TIME A MIAMI FRESHMAN ...	
Miami	Mark Richardson (11), Eric Brown (10), Joe Wylie (10) vs. FIU, 3/6/89	Scored 26+ Points: Durand Scott, 29, vs. North Carolina, 3/02/10	
Opponent	Matt Harpring (12), Dion Glover (10), Michael Maddox (10), Georgia Tech, 12/2/7/97	Scored 20-25 Points: Deandre Burnett, 21, vs. Green Bay, 12/6/14	
Player Had 10 Assists		Perfect from Field (5+ att): Reggie Johnson (RS), 8-of-8, vs. Wake Forest, 3/11/10	
Miami	Durand Scott (10) vs. North Carolina Central, 11/14/09	Perfect from 3-Point Line: James Palmer, 5-of-5, at Virginia Tech, 3/7/15	
Opponent	Kris Dunn (13), Providence, 12/22/14	10+ Rebounds: Reggie Johnson (RS), 12, vs. Virginia Tech, 03/12/10	
Player Had 10 Blocks		10+ Assists: Durand Scott, 10, vs. North Carolina Central, 11/14/09	
Miami	Anthony King (10) vs. Florida Atlantic, 11/29/04	5-9 Assists: Ja'Quan Newton, 5, at Notre Dame, 1/17/15	
Opponent	Jarvis Varnado (10), Mississippi State, 12/13/07	5+ Steals: Shane Larkin, 6, vs. North Carolina, 01/10/12	
		4+ Blocks: Raphael Akpejiori, 4, McNeese State, 11/24/10	
		Double-Double: Julian Gamble (RS), 13 points, 13 rebounds, North Florida, 12/31/08	

Player Scored 30 Points		Player Had a Double-Double	
Miami	Sheldon McClellan (31), at Charlotte, 11/25/14	Miami	Tonye Jekiri (10 pts, 11 rebs), at Pittsburgh, 3/4/15
Opponent	Xavier Rathan-Mayes (35) Florida State, 2/25/15	Opponent	Montrezl Harrell (21 pts, 14 rebs), Louisville, 2/21/15
Player Scored 35 Points		Player Had a Triple-Double	
Miami	Jack McClinton (35) vs. North Carolina, 3/15/09	Miami	Anthony King (11 pts, 10 reb, 13 blks) vs. Florida Atlantic, 11/29/04
Opponent	Xavier Rathan-Mayes (35) Florida State, 2/25/15	Opponent	Brendan Haywood (18 pts, 14 reb, 10 blks), North Carolina, 12/4/00
Player Scored 40 Points		Two Players Had Double-Doubles	
Miami	Darius Rice (43) vs. Connecticut, 1/20/03	Miami	Reggie Johnson (22 pts, 11 rebs) & Kenny Kadji (12 pts, 12 rebs), vs. Stetson, 11/9/12
Opponent	Sean Singletary (41), Virginia, 3/1/08	Opponent	Brice Johnson (22 pts, 11 rebs) & J.P. Tokoto (10 pts, 10 rebs), North Carolina, 2/28/15
Two Players Scored 20 Points		Team Scored 100 Points	
Miami	Angel Rodriguez (24), Manu Lecomte (23), at Duke, 1/13/15	Miami	108 vs. Nova Southeastern, 11/16/09
Opponent	T.J. Warren (24), Ralston Turner (22), NC State, 3/13/14	Opponent	105, North Carolina, 1/31/07
Three Players Scored 20 Points		Team Scored 50 Points in a Half	
Miami	Dwayne Collins (23), Brian Asbury (21), Jack McClinton (20) vs. Virginia Tech, 1/25/09	Miami	52, (2nd half) vs. Florida State, 2/25/15
Opponent	Travis Mays (40), Alvin Heggis (22), Lance Blanks (21), Texas, 2/22/89	Opponent	52, (2nd half) Florida State, 2/25/15
Five Players Scored in Double Figures		Team Shot 50 Percent in Both Halves	
Miami	Sheldon McClellan (24), Davon Reed (19), Deandre Burnett (13)	Miami	.583 (14-24) / .600 (18-30) vs. Akron, 11/21/14
	Tonye Jekiri (12), Manu Lecomte (10) at Boston College, 2/16/15	Opponent	.563 (9-16) / .520 (13-25) at Florida State, 2/1/15
Opponent	Olivier Hanlan (32), Patrick Heckman (13), Aaron Brown (10)	Team Shot 60 Percent in a Half	
	Dennis Clifford (10), Will Magarity (10) at Boston College, 2/16/15	Miami	.667 (18-27), second half, at Duke, 1/13/15
Six Players Scored in Double Figures		Opponent	.682 (15-22), first half, vs. Louisville, 2/3/15
Miami	James Kelly (17), Donnavan Kirk (15), Rion Brown (13), Manu Lecomte (12),	Team Shot 70 Percent in a Half	
	Davon Reed (11), Garrius Adams (10) vs. Texas Southern, 11/14/13	Miami	.739 (17-23), first half, at Florida State, 2/13/13
Player Grabbed 15 Rebounds		Team Shot 60 Percent in a Game	
Miami	Tonye Jekiri (15) at Louisville, 2/21/15	Miami	.638 (30-47), at Florida State, 2/13/13
Opponent	Jahlil Okafor (15), at Duke, 1/13/15	Opponent	.622 (23-37), Clemson, 12/21/08
Two Players Grabbed 10 Rebounds		Team Shot Less Than 30 Percent in a Game	
Miami	Tonye Jekiri (10), Sheldon McClellan (10), vs. NC State, 1/22/15	Miami	.293 (12-41), vs. Eastern Kentucky, 12/19/14
Opponent	Brice Johnson (11) & J.P. Tokoto (10), North Carolina, 3/2/15	Opponent	.296 (16-54), Charleston, 12/30/14
Three Players Grabbed 10 Rebounds		THE LAST TIME A MIAMI FRESHMAN ...	
Miami	Mark Richardson (11), Eric Brown (10), Joe Wylie (10) vs. FIU, 3/6/89	Scored 26+ Points: Durand Scott, 29, vs. North Carolina, 3/02/10	
Opponent	Matt Harpring (12), Dion Glover (10), Michael Maddox (10), Georgia Tech, 12/2/7/97	Scored 20-25 Points: Deandre Burnett, 21, vs. Green Bay, 12/6/14	
Player Had 10 Assists		Perfect from Field (5+ att): Reggie Johnson (RS), 8-of-8, vs. Wake Forest, 3/11/10	
Miami	Durand Scott (10) vs. North Carolina Central, 11/14/09	Perfect from 3-Point Line: James Palmer, 5-of-5, at Virginia Tech, 3/7/15	
Opponent	Kris Dunn (13), Providence, 12/22/14	10+ Rebounds: Reggie Johnson (RS), 12, vs. Virginia Tech, 03/12/10	
Player Had 10 Blocks		10+ Assists: Durand Scott, 10, vs. North Carolina Central, 11/14/09	
Miami	Anthony King (10) vs. Florida Atlantic, 11/29/04	5-9 Assists: Ja'Quan Newton, 5, at Notre Dame, 1/17/15	
Opponent	Jarvis Varnado (10), Mississippi State, 12/13/07	5+ Steals: Shane Larkin, 6, vs. North Carolina, 01/10/12	
		4+ Blocks: Raphael Akpejiori, 4, McNeese State, 11/24/10	
		Double-Double: Julian Gamble (RS), 13 points, 13 rebounds, North Florida, 12/31/08	

Miami 74, Eckerd 58
11-06-14**Exhibition**
BankUnited Center

Eckerd Player	tot-fg 3-pt					rebounds									
	fg	fga	fg	fga	fta	of	de	tot	pf	tp	a	to	b	s	min
23 STEVENSON, Jerick	f	6	13	2	6	5	9	0	3	3	4	19	0	3	00 31
40 DARNELL, Ray	f	3	8	0	0	0	0	6	4	10	1	6	2	3	00 30
50 YOUNG, Trevon	c	2	10	0	0	3	4	0	4	4	3	7	0	1	11 25
11 MOODY, E.J.	g	5	0	4	2	4	1	1	2	1	2	4	1	0	1 33
12 ROBERTS, Kendall	g	2	0	1	0	0	0	3	3	4	0	0	0	0	1 21
10 PHILLIPS, Shane	1	2	0	1	0	0	0	0	0	0	3	2	0	2	00 6
15 BENEDUCI, Matt	4	5	3	3	1	2	0	1	1	1	12	1	0	0	0 19
20 INGRAM, Keshawn	0	1	0	1	0	0	0	0	0	0	1	0	1	0	0 4
21 WALSH, Kevin	2	2	2	2	0	0	0	0	0	0	6	0	1	0	0 9
24 CARTER, Altavious	1	3	0	1	0	0	1	2	1	2	1	2	1	0	0 11
32 COBB, Brian	1	1	0	0	0	3	0	3	2	2	1	1	0	0	0 11
TEAM						3	2	5							
Totals			20	52	7	19	1119	14	19	33	22	58	9	13	4 200
TOTAL FG%	1st Half:	12-27	44.4%	2nd Half:	8-25	32.0%	Game:	38.5%							
3-Pt. FG%	1st Half:	4-9	44.4%	2nd Half:	3-10	30.0%	Game:	36.8%							
F Throw %	1st Half:	2-5	40.0%	2nd Half:	3-14	64.3%	Game:	57.9%							

Miami Player	tot-fg 3-pt					rebounds									
	fg	fga	fg	fga	fta	of	de	tot	pf	tp	a	to	b	s	min
22 Omar Sherman	f	3	8	1	5	3	4	3	1	4	4	10	1	1	3 0 26
02 Joe Thomas	g	1	1	0	0	2	1	4	5	4	2	1	0	1	0 20
10 Sheldon McClellan	g	7	10	3	5	7	10	1	2	3	1	24	3	3	0 33
13 Angel Rodriguez	g	2	6	0	3	7	9	0	3	3	3	11	6	2	0 5 30
20 Manu Lecomte	g	2	3	1	2	0	0	0	1	1	1	5	3	0	0 0 19
00 Ja'Quan Newton	2	4	0	0	0	0	1	0	1	2	4	1	1	0	0 15
01 Deandre Burnett	2	5	2	3	2	4	0	3	3	1	8	0	1	0	0 16
12 James Palmer	0	2	0	1	0	0	1	1	0	0	1	0	1	0	0 17
33 Ivan Cruz Uceda	4	6	0	1	2	2	6	8	1	10	0	1	0	1	0 24
TEAM						1	2	3							
Totals			23	45	7	20	2131	9	23	32	17	74	16	9	4 200
TOTAL FG%	1st Half:	10-24	41.7%	2nd Half:	13-21	61.9%	Game:	51.1%							
3-Pt. FG%	1st Half:	4-12	33.3%	2nd Half:	3-8	37.5%	Game:	35.0%							
F Throw %	1st Half:	5-6	83.3%	2nd Half:	16-25	64.0%	Game:	67.7%							

Officials: Raymond Styons, Jeff Nichols, Matt Potter

Score by Periods	1st	2nd	Total
Eckerd College	30	28	58
University of Miami	29	45	74

Points in the paint-ECM 22,UM 28. Points off turnovers-ECM 13,UM 19.
2nd chance points-ECM 16,UM 7. Fast break points-ECM 0,UM 13.
Bench points-ECM 24,UM 22. Score tied-6 times. Lead changed-11 times.
Last FG-ECM 2nd-02:41, UM 2nd-00:14.
Largest lead-ECM by 5 1st-05:18, UM by 16 2nd-00:14.
ECM led for 08:28. UM led for 26:27. Game was tied for 04:30.

-/RV Miami 84, Howard 49
11-14-14**Game 1**
BankUnited Center

Howard Player	tot-fg 3-pt					rebounds									
	fg	fga	fg	fga	fta	of	de	tot	pf	tp	a	to	b	s	min
15 COLLINS, Damon	f	4	8	0	0	4	4	3	6	2	12	0	6	0	3 30
33 MILLER, James	f	1	6	0	0	0	0	0	0	3	2	1	0	0	1 18
22 BOYD, Marcel	c	2	3	0	0	0	0	3	1	4	2	4	1	1	0 15
01 CARLTON, James	g	2	10	0	3	0	1	1	4	5	4	1	1	2	0 18
11 DANIEL, James	g	3	15	1	8	3	4	0	1	2	0	1	3	0	5 25
00 MINGO, Dalique	0	2	0	2	0	0	0	0	1	2	0	0	0	0	0 9
04 MADISON, Ausar	0	2	0	1	0	0	0	0	0	0	2	0	2	1	0 13
10 HILL, Keon	0	1	0	0	0	0	0	0	0	0	0	0	1	0	0 4
20 MANGHAM, Solomon	0	4	0	2	0	2	1	1	2	1	0	0	1	0	0 7
21 NORWORTHY, Jared	2	3	1	2	2	6	0	3	3	2	7	0	2	0	0 21
25 BOYOMO, Theodore	1	2	0	0	0	0	1	2	3	1	2	0	0	0	0 9
32 STONE, Tyler	3	4	0	0	2	2	1	2	3	3	8	0	0	1	0 14
44 ELLISON, Oliver	0	3	0	0	0	2	2	4	0	0	0	1	0	0	0 17
TEAM						7	2	9							
Totals			18	63	2	18	1121	20	23	43	22	49	5	17	3 10200
TOTAL FG%	1st Half:	8-34	23.5%	2nd Half:	10-29	34.5%	Game:	28.0%							
3-Pt. FG%	1st Half:	2-10	20.0%	2nd Half:	0-8	0.0%	Game:	11.1%							
F Throw %	1st Half:	3-7	42.9%	2nd Half:	8-14	57.1%	Game:	52.4%							

Miami Player	tot-fg 3-pt					rebounds									
	fg	fga	fg	fga	fta	of	de	tot	pf	tp	a	to	b	s	min
02 Joe Thomas	f	2	2	0	0	0	1	3	2	5	1	4	0	2	2 1 27
23 Tonye Jekiri	c	2	6	0	0	2	2	5	6	11	5	6	1	1	1 26
10 Sheldon McClellan	g	8	12	0	3	3	4	0	4	4	1	19	2	2	0 1 25
13 Angel Rodriguez	g	4	11	3	6	7	1	2	3	0	16	3	2	1	4 26
20 Manu Lecomte	g	5	9	3	6	1	1	1	2	4	14	3	1	0	2 21
00 Ja'Quan Newton	1	2	0	0	0	6	6	0	0	2	8	0	0	0	0 16
01 Deandre Burnett	2	11	3	4	4	4	1	3	4	2	9	1	2	0	0 20
11 Mike Fernandez	1	1	0	0	0	0	0	0	0	0	2	0	0	0	0 2
12 James Palmer	2	5	2	5	0	0	0	0	2	2	1	6	2	2	1 18
22 Omar Sherman	0	0	0	0	0	0	1	4	5	3	0	0	0	0	0 17
35 Chris Stowell	0	0	0	0	0	0	0	0	0	1	0	1	0	0	0 2
TEAM						1	6	7							
Totals			27	59	9	23	2125	13	30	43	20	84	13	15	3 12200
TOTAL FG%	1st Half:	15-31	48.4%	2nd Half:	12-28	42.9%	Game:	45.8%							
3-Pt. FG%	1st Half:	5-12	41.7%	2nd Half:	4-11	36.4%	Game:	39.1%							
F Throw %	1st Half:	10-13	76.9%	2nd Half:	11-12	91.7%	Game:	84.0%							

Officials: Bill Covington, Dwayne Gladden, William Humes

Attendance: 4544

Score by Periods	1st	2nd	Total
Howard	21	28	49
Miami	45	39	84

Points in the paint-HOW-M 28,UM 32. Points off turnovers-HOW-M 16,UM 21.
2nd chance points-HOW-M 15,UM 15. Fast break points-HOW-M 10,UM 16.
Bench points-HOW-M 17,UM 25. Score tied-0 times. Lead changed-0 times.
Last FG-HOW-M 2nd-00:01, UM 2nd-01:25.
Largest lead-HOW-M None, UM by 37 2nd-02:29.
HOW-M led for 00:00. UM led for 39:26. Game was tied for 00:34.

-/RV Miami 69, 8/7 Florida 67
11-17-14**Game 2**
O'Connell Center

Miami 2-0 Player	tot-fg 3-pt					rebounds									
	fg	fga	fg	fga	fta	of	de	tot	pf	tp	a	to	b	s	min
02 Joe Thomas	f	0	0	0	0	0	0	0	0	0	0	0	0	0	0 10
23 Tonye Jekiri	c	2	4	0	0	4	4	3	5	8	4	8	1	2	3 1 28
10 Sheldon McClellan	g	4	10	0	1	1	3	2	5	7	1	9	5	1	0 0 39
13 Angel Rodriguez	g	7	14	5	8	5	7	0	2	2	0	24	3	3	0 3 36
20 Manu Lecomte	g	1	3	1	3	0	0	0	1	1	4	3	1	3	0 0 22
00 Ja'Quan Newton	2	3	0	0	1	2	0	1	1	0	5	3	1	0	0 12
01 Deandre Burnett	1	2	0	1	0	0	0	0	0	0	2	0	0	0	0 6
12 James Palmer	4	9	2	3	0	0	0	0	0	2	10	0	3	0	0 27
22 Omar Sherman	3	4	1	2	1	1	0	4	4	1	8	1	0	1	0 20
TEAM						2	2	4							
Totals			24	49	9	18	1217	7	20	27	12	69	14	13	4 200
TOTAL FG%	1st Half:	9-26	34.6%	2nd Half:	15-23	65.2%	Game:	49.0%							
3-Pt. FG%	1st Half:	2-8	25.0%	2nd Half:	7-10	70.0%	Game:	50.0%							
F Throw %	1st Half:	1-1	100%	2nd Half:	11-16	68.8%	Game:	70.6%							

Florida Player	tot-fg 3-pt					rebounds										
	fg	fga	fg	fga	fta	of	de	tot	pf	tp	a	to	b	s	min	
30 Kurtz, Jacob	f	3	6	0	0	0	0	3	5	8	4	6	2	2	0 0 36	
21 Horford, Jon	c	5	9	3	6	4	4	0	7	7	2	17	0	2	3 1 31	
00 Hill, Kasey	g	1	9	0	1	0	0	1	1	2	3	2	8	2	0 1 33	
01 Carter, Eli	g	9	9	3	4	2	2	0	1	1	5	21	2	3	0 1 29	
20 Frazier, Michael	g	6	11	1	2	0	0	0	2	2	0	13	1	1	1 2 36	
03 Robinson, Devin	1	3	1	3	1	2	0	0	1	1	2	4	1	2	1 2 16	
11 Chiozza, Chris	2	3	0	1	0	0	1	0	0	1	4	1	1	0	1 19	
14 Edwards, Lexx	0	0	0	0	0	0	0	0	0	0	1	0	0	0	0 0+	
TEAM						1	2	3								
Totals			26	50	8	17	7	9	5	19	24	18	67	15	13	5 8 200

17/20 Miami 77, Charlotte 74 **Game 6**
11-25-14 **Halton Arena, Charlotte, N.C.**

Miami 6-0		tot-fg 3-pt					rebounds										
Player	fg	fga	fg	fga	fta	of	de	tot	pf	tp	a	to	b	s	min		
02 Joe Thomas	f	0	0	0	0	0	0	0	1	0	0	1	0	0	13		
23 Tonye Jekiri	c	2	3	0	0	2	5	13	5	4	1	1	1	0	32		
10 Sheldon McClellan	g	11	17	5	7	4	4	1	10	11	1	31	3	0	34		
13 Angel Rodriguez	g	5	12	4	7	0	1	0	2	2	3	14	6	2	0	1	37
20 Manu Lecomte	g	7	13	4	5	0	0	1	0	1	1	18	1	2	0	1	36
00 Ja'Quan Newton	0	1	0	0	0	0	0	0	0	0	2	0	0	0	0	7	
12 James Palmer	1	4	0	2	1	2	0	2	2	2	3	0	2	1	0	21	
22 Omar Sherman	3	7	1	2	0	0	1	4	5	2	7	1	0	0	0	20	
TEAM								1									
Total		29	57	14	23	5	9	8	27	35	17	77	12	11	2	4	200
TOTAL FG%	1st Half:	15-34	44.1%	2nd Half:	14-23	60.9%	Game: 50.9%										
3-Pt. FG%	1st Half:	7-14	50.0%	2nd Half:	7-9	77.8%	Game: 60.9%										
F Throw %	1st Half:	1-2	50.0%	2nd Half:	4-7	57.1%	Game: 55.6%										

Charlotte 3-2		tot-fg 3-pt					rebounds											
	Player	fg	fga	fg	fga	fta	of	de	tot	pf	tp	a	to	b	s	min		
21	CLAYTON, Willie	f	4	6	0	0	3	2	3	5	1	11	0	2	0	1	25	
12	THORNE JR, Mike	c	8	11	0	0	1	3	2	5	0	17	0	0	0	0	27	
01	OGBUEZE, Brax	g	4	9	3	7	2	3	0	0	2	13	2	2	0	0	28	
14	WILLIAMS, Terr	g	2	4	0	2	0	0	4	4	3	4	3	0	0	0	28	
15	HENRY, Pierria	g	1	10	0	6	2	2	3	8	11	4	9	2	1	0	36	
02	DORN, Torin	7	12	1	3	2	5	1	2	3	0	17	2	2	0	3	26	
05	WOODS, Keyshawn	3	6	2	3	0	0	1	1	1	8	1	0	0	0	0	19	
11	BENKOVIC, Ivan	0	0	0	0	0	0	0	0	0	0	0	0	0	0	0	6	
20	BLAKLEY, Cameron	0	1	0	1	0	0	2	2	0	0	0	0	0	1	0	5	
TEAM																		
Totals			29	59	6	22	10	19	9	22	31	11	74	17	8	2	4	200

Officials: Bryan Kersey, Karl Hess, Bill Covington Jr.
Technical fouls: Miami-None. Charlotte-None.
Attendance: 7163

Score by Periods	1st	2nd	Total
Miami	38	39	77
Charlotte	37	37	74

Points in the paint-UM 24,CHA 44. Points off turnovers-UM 10,CHA 10.
2nd chance points-UM 9,CHA 12. Fast break points-UM 6,CHA 10.
Bench points-UM 10,CHA 25. Score tied-0 times. Lead changed-3 times.
Last FG-UM 2nd-05:20, CHA 2nd-01:04.
Largest lead-UM by 13 2nd-05:20, CHA by 9 1st-07:36.
UM led for 21:50. CHA led for 17:54. Game was tied for 00:15.

17/20 Miami 87, South Alabama 75 **Game 7**
11-28-14 **BankUnited Center**

So. Alabama 1-3		tot-fg 3-pt					rebounds										
Player		fg	fga	fg	fga	fta	of	de	tot	pf	tp	a	to	b	s	min	
10 Boyanov, Georgi	f	3	4	1	2	1	3	6	2	8	0	1	0	1	0	22	
24 Ferguson, Dione	f	5	14	0	0	2	3	9	5	14	2	1	1	0	0	24	
01 Williams, Ken	g	7	19	2	9	0	0	1	3	4	0	16	2	0	1	31	
04 Stevens, Barrington	g	6	12	0	2	0	0	0	3	3	4	12	5	2	0	36	
22 Brown, John	g	1	5	0	0	0	1	0	1	1	2	3	1	0	2	22	
02 Johnson, Taishawn	5	10	1	3	2	3	0	2	2	5	13	0	0	0	0	20	
05 Lewis, Abdul	4	9	0	1	2	6	3	4	7	2	10	0	1	0	0	22	
20 Whittingham, Tafari	1	5	0	1	0	0	1	0	1	1	2	0	0	0	1	9	
32 Karaszia, Austin	0	0	0	0	0	0	0	0	0	2	0	0	0	0	0	4	
33 Andjusic, Luka	0	1	0	0	0	0	0	1	1	0	0	0	0	0	0	10	
TEAM								4		4							
Totals		32	79	4	18	7	14	22	21	43	19	75	11	6	2	7	200
TOTAL FG%	1st Half: 10-32	31.3%	2nd Half: 22-47	46.8%	Game: 40.5%												
3-Pt. FG%	1st Half: 0-9	0.0%	2nd Half: 4-9	44.4%	Game: 22.2%												
FThrow %	1st Half: 1-6	16.7%	2nd Half: 6-8	75.0%	Game: 50.0%												

Miami 7-0		tot-fg 3-pt					rebounds											
Player		fg	fga	fg	fga	fta	of	de	tot	pf	tp	a	to	b	s	min		
02	Joe Thomas	f	1	1	0	0	2	1	1	2	1	1	0	0	0	13		
23	Tonye Jekiri	c	4	7	0	0	5	6	2	6	8	3	13	8	2	5	0	30
10	Sheldon McClellan	g	6	6	1	1	4	0	2	2	1	17	2	1	0	0	28	
13	Angel Rodriguez	g	2	7	1	2	2	0	3	3	1	7	1	3	0	2	24	
20	Manu Lecomte	g	3	6	2	3	6	1	2	3	1	14	5	0	0	1	28	
00	Ja'Quan Newton	2	3	0	0	1	2	0	1	1	5	0	1	0	0	1	17	
01	Deandre Burnett	4	9	2	4	0	1	1	2	0	10	0	1	0	1	0	16	
12	James Palmer	3	7	0	3	0	1	2	4	0	6	3	0	1	0	23		
22	Omar Sherman	6	11	1	3	0	0	1	6	7	3	13	1	2	1	0	20	
TEAM																		
Totals		31 57 7 16					18 23 8 27 35 11 87					21 9 8 3 200						
TOTAL FG%		1st Half: 18-30 60.0%					2nd Half: 13-27 48.1%					Game: 54.4%						
3-Pt. FG%		1st Half: 4-7 57.1%					2nd Half: 3-9 33.3%					Game: 43.8%						
FThrow %		1st Half: 3-5 60.0%					2nd Half: 15-18 83.3%					Game: 78.3%						

Officials: Sean Casady, Waly Rutecki, Brian Shey
Technical fouls: USA-Johnson, Taishawn. Miami-None.
Attendance: 4267

Score by Periods	1st	2nd	Total
USA	21	54	75
Miami	43	44	87

Points in the paint-USA 40,UM 40. Points off turnovers-USA 6,UM 7.
2nd chance points-USA 13,UM 12. Fast break points-USA 6,UM 3.
Bench points-USA 25,UM 34. Score tied-0 times. Lead changed-0 times.
Last FG-USA 2nd-00:30, UM 2nd-02:02.
Largest lead-USA None, UM by 24 1st-04:24.
USA led for 00:00. UM led for 39:10. Game was tied for 00:50.

15 Miami 70, 24/25 Illinois 61 **Game 8**
12-02-14 **BankUnited Center**

Illinois 6-1		tot-fg 3-pt					rebounds									
Player		fg	fga	fg	fga	fta	of	de	tot	pf	tp	a	to	b	s	min
32 Egwu, Nnanna	c	4	11	0	0	0	3	6	9	4	8	0	2	1	0	35
03 Starks, Ahmad	f	1	10	1	7	0	0	1	1	2	3	1	1	0	0	27
11 Cosby, Aaron	g	1	10	1	6	0	0	2	1	3	4	3	1	0	0	23
21 Hill, Malcolm	g	5	10	1	3	2	5	2	4	6	2	13	3	3	0	27
24 Rice, Rayvonte	g	8	16	2	6	4	5	7	12	2	22	1	0	0	0	34
01 Tate, Jaylon	0	0	0	0	2	2	0	0	0	2	2	1	1	0	0	13
12 Black, Leron	1	3	0	0	0	0	1	1	2	4	2	0	0	0	0	8
25 Nunn, Kendrick	3	6	2	5	0	0	4	4	0	8	0	0	0	0	1	29
31 Colbert, Austin	0	3	0	0	0	0	1	1	2	0	0	0	0	0	0	4
TEAM							2	3	5							
Totals		23	69	7	30	8	12	16	28	44	20	61	7	7	1	200
TOTAL FG%	1st Half:	9-36	25.0%	2nd Half:	14-33	42.4%	Game:	33.3%								
3-Pt. FG%	1st Half:	3-17	17.6%	2nd Half:	4-13	30.8%	Game:	23.3%								
F Throw %	1st Half:	3-6	50.0%	2nd Half:	5-6	83.3%	Game:	66.7%								

Miami 8-0		tot fg 3-pt					rebounds									
Player		fg	fga	fg	fga	fta	of	de	tot	pf	tp	a	to	b	s	min
02	Joe Thomas	f	0	1	0	0	2	2	0	0	0	2	0	0	0	11
23	Tonye Jekiri	c	3	6	0	0	0	0	3	6	9	4	6	2	1	20
10	Sheldon McClellan	g	5	10	2	4	2	2	1	8	9	2	14	2	0	37
13	Angel Rodriguez	g	2	9	1	5	4	6	0	6	6	2	9	5	3	32
20	Manu Lecomte	g	4	8	2	5	5	7	2	1	3	15	1	0	0	35
00	Ja'Quan Newton	0	0	0	0	0	0	2	2	2	0	1	0	0	0	5
01	Deandre Burnett	7	16	3	10	2	2	1	7	8	0	19	0	0	0	24
12	James Palmer	0	2	0	1	0	0	0	0	0	0	0	0	0	0	9
22	Omar Sherman	1	6	1	5	2	2	0	1	1	3	5	1	0	1	18
TEAM									3							
Totals			22	58	9	30	17	21	10	34	44	16	70	12	5	200

Officials: Bill Covington Jr., Mike Eades, Sean Hull
Attendance: 60

Providence 76, RV/RV Miami 62 **Game 12**
12-22-14 **Barclays Center, Brooklyn, N.Y.**

Miami 9-3 Player	tot-fg		3-pt		rebounds		of de	tot	pf	tp	a	to	b	s	min
	fg	fga	fg	fga	ft	fta									
22 Omar Sherman	f	3	7	0	3	4	1	1	2	1	6	0	0	0	19
23 Tonye Jekiri	c	4	7	0	0	4	2	7	10	2	12	2	3	0	1 35
10 Sheldon McClellan	g	6	15	2	8	3	2	2	4	3	17	1	2	0	2 38
13 Angel Rodriguez	g	6	15	3	7	4	4	0	2	2	3	19	4	3	0 2 38
20 Manu Lecomte	g	0	5	4	0	0	0	0	0	0	1	1	1	0	15
00 Ja'Quan Newton	1	2	0	0	1	1	0	0	0	0	3	1	1	0	1 9
01 Deandre Burnett	1	4	0	2	1	4	2	3	5	1	3	0	1	0	18
02 Joe Thomas	1	1	0	0	0	1	1	2	0	2	1	0	0	0	10
05 Davon Reed	0	3	0	3	0	0	0	2	2	3	0	2	0	1	10
12 James Palmer	0	0	0	0	0	0	0	0	0	3	0	2	1	0	8
TEAM							2	2	4						
Totals		22	59	5	27	13	18	11	20	31	17	62	14	12	1 6 200
TOTAL FG%	1st Half:	12-27	36.4%	2nd Half:	10-26	38.5%									Game: 37.3%
3-Pt. FG%	1st Half:	1-13	7.7%	2nd Half:	4-14	28.6%									Game: 18.5%
F Throw %	1st Half:	8-8	100%	2nd Half:	5-10	50.0%									Game: 72.2%

Providence 10-3 Player	tot-fg		3-pt		rebounds		of de	tot	pf	tp	a	to	b	s	min
	fg	fga	fg	fga	ft	fta									
00 BENTIL, Ben	f	2	3	1	1	0	0	4	4	2	5	2	0	0	0 24
23 HENTON, LaDontae	f	10	19	2	5	3	5	5	5	3	25	0	2	0	1 39
33 DESROSIERS, Carson	c	4	6	0	0	4	6	3	4	7	3	12	2	0	5 1 30
03 DUNN, Kris	g	6	8	0	1	3	3	0	5	5	2	15	13	5	0 3 37
21 LINDESEY, Jalen	g	1	3	1	3	0	0	1	1	0	3	0	1	0	15
13 CHUKWU, Paschal	0	0	0	0	0	0	2	2	0	0	0	1	0	0	4
24 CARTWRIGHT, Kyron	1	4	0	2	1	1	0	0	0	2	3	0	2	0	1 19
25 HARRIS, Tyler	5	10	0	0	3	3	1	2	3	13	1	0	1	0	1 29
32 LOMOMBA, Junior	0	0	0	0	0	0	0	0	0	0	0	0	0	0	3
TEAM							2	6	8						
Totals		29	53	4	12	14	18	6	29	35	17	66	18	12	5 7 200
TOTAL FG%	1st Half:	14-27	51.9%	2nd Half:	15-26	57.7%									Game: 54.7%
3-Pt. FG%	1st Half:	1-7	14.3%	2nd Half:	3-5	60.0%									Game: 33.3%
F Throw %	1st Half:	4-6	66.7%	2nd Half:	10-12	83.3%									Game: 77.8%

Officials: Mike Roberts, Clarence Armstrong, Tim Clougherty
 Technical fouls: Miami-None. Providence-None.
 Attendance: 6519

Score by Periods	1st	2nd	Total
Miami	33	29	62
Providence	33	43	76

Points in the paint-UM 28,PC 48. Points off turnovers-UM 13,PC 13.
 2nd chance points-UM 9,PC 9. Fast break points-UM 6,PC 20.
 Bench points-UM 8,PC 16. Score tied-2 times. Lead changed-6 times.
 Last FG-UM 2nd-01:45, PC 2nd-01:01.
 Largest lead-UM by 1 1st-18:44, PC by 17 2nd-04:42.
 UM led for 02:18. PC led for 36:57. Game was tied for 00:45.

Miami 67, College of Charleston 40 **Game 13**
12-30-14 **BankUnited Center**

Charleston, 5-8 Player	tot-fg		3-pt		rebounds		of de	tot	pf	tp	a	to	b	s	min
	fg	fga	fg	fga	ft	fta									
00 Gilmore, Donovan	*	0	0	0	0	0	0	3	3	1	0	0	0	0	8
01 Baru, Adjehi	*	1	5	0	0	0	0	2	2	4	2	0	2	1	10
13 Chealey, Joe	*	3	14	0	4	2	4	1	3	4	8	3	2	1	0 33
22 Stitt, Anthony	*	3	10	1	4	0	0	4	4	2	7	0	4	0	1 34
24 Barry, Canyon	*	0	4	0	1	0	0	1	6	7	2	0	3	0	0 35
05 Pierre, Jr., Glen	2	5	0	0	2	2	1	2	2	6	0	1	0	1	15
10 Branim, Pat	0	2	0	2	0	0	0	0	0	3	0	0	0	0	8
11 Bailey, Evan	0	0	0	0	0	0	0	1	1	0	0	0	0	0	9
12 Johnson, Cameron	3	7	1	2	0	0	1	2	3	1	7	1	2	0	0 26
15 O'Donohue, Terrance	0	2	0	1	0	0	1	0	1	3	0	0	0	0	7
33 Wishon, David	4	5	0	0	2	3	2	3	5	3	10	0	2	1	0 14
TEAM							4	2	6						
Totals		16	54	2	14	6	9	11	27	38	25	40	7	14	2 2 200
TOTAL FG%	1st Half:	6-27	22.2%	2nd Half:	10-27	37.0%									Game: 29.6%
3-Pt. FG%	1st Half:	0-6	0.0%	2nd Half:	2-8	25.0%									Game: 14.3%
F Throw %	1st Half:	0-0	0.0%	2nd Half:	6-9	66.7%									Game: 66.7%

Miami 10-3 Player	tot-fg		3-pt		rebounds		of de	tot	pf	tp	a	to	b	s	min
	fg	fga	fg	fga	ft	fta									
02 Joe Thomas	*	0	2	0	0	0	0	2	0	2	0	0	0	0	0 12
10 Sheldon McClellan	*	4	7	1	1	2	3	1	1	2	11	0	0	0	0 25
13 Angel Rodriguez	*	5	9	2	5	3	6	1	4	5	2	15	3	3	0 23
20 Manu Lecomte	*	2	7	1	3	0	0	0	3	3	1	5	2	1	0 1 22
23 Tonye Jekiri	*	4	6	0	0	2	0	8	8	4	8	1	2	1	0 18
00 Ja'Quan Newton	1	1	0	0	4	7	0	0	0	1	6	0	0	0	12
01 Deandre Burnett	1	6	1	5	4	6	0	4	4	1	7	4	0	0	0 20
05 Davon Reed	2	2	0	0	1	1	2	3	5	1	5	4	0	0	0 18
11 Mike Fernandez	0	0	0	0	0	0	0	0	0	0	0	0	0	0	2
12 James Palmer	2	5	1	3	0	2	0	2	2	0	5	3	0	1	0 25
22 Omar Sherman	2	5	1	3	0	0	1	1	2	4	5	1	1	0	1 21
35 Chris Stowell	0	1	0	0	0	0	0	0	0	0	0	0	0	0	2
TEAM							3	3	6						
Totals		23	51	7	20	14	27	10	29	39	15	67	18	7	2 2 200
TOTAL FG%	1st Half:	12-28	42.9%	2nd Half:	11-23	47.8%									Game: 45.1%
3-Pt. FG%	1st Half:	2-11	18.2%	2nd Half:	5-9	55.6%									Game: 35.0%
F Throw %	1st Half:	6-12	50.0%	2nd Half:	8-15	53.3%									Game: 51.9%

Officials: Brian Dorsey, Tim Ebersole, Earl Watson
 Attendance: 4705

Score by Periods	1st	2nd	Total
Co. of Charleston	12	28	40
Miami	32	35	67

Points in the paint-COFC 22,UM 30. Points off turnovers-COFC 2,UM 13.
 2nd chance points-COFC 12,UM 11. Fast break points-COFC 0,UM 4.
 Bench points-COFC 23,UM 28. Score tied-0 times. Lead changed-0 times.
 Last FG-COFC 2nd-00:32, UM 2nd-04:33.
 Largest lead-COFC None, UM by 34 2nd-07:43.
 COFC led for 00:00. UM led for 39:35. Game was tied for 00:25.

3/3 Virginia 89, Miami 80 (20T) **Game 14**
1-3-15 **BankUnited Center**

UVA 13-0, 1-0 Player	tot-fg		3-pt		rebounds		of de	tot	pf	tp	a	to	b	s	min
	fg	fga	fg	fga	ft	fta									
10 Tobey, Mike	f	6	9	0	0	2	2	4	6	2	14	0	0	1	0 33
13 Gill, Anthony	f	1	6	0	0	0	0	2	4	6	1	6	2	3	0 1 25
01 Anderson, Justin	g	4	9	2	5	6	9	0	2	2	16	3	0	0	0 46
15 Brogdon, Malcolm	g	3	8	1	3	1	1	0	2	2	5	8	1	2	1 0 26
32 Perras, London	g	5	11	5	9	11	12	0	1	1	3	26	8	3	1 1 45
00 Hall, Devon	0	0	0	0	0	0	0	0	0	0	0	1	0	0	0 3
04 Shayok, Marial	3	6	2	4	1	2	0	5	5	1	9	3	0	2	2 31
05 Atkins, Daron	3	8	0	2	3	5	7	12	4	8	1	1	1	0	1 31
11 Nolte, Evan	1	1	0	0	0	2	0	1	1	4	2	1	0	0	0 10
TEAM							1	3	4						
Totals		26	58	10	21	27	39	10	29	39	23	89	19	6	3 250
TOTAL FG%	1st Half:	14-27	51.9%	2nd Half:	8-22	36.4%									Game: 44.8%
3-Pt. FG%	1st Half:	5-7	71.4%	2nd Half:	4-9	44.4%									Game: 47.6%
F Throw %	1st Half:	5-7	71.4%	2nd Half:	5-11	45.5%									Game: 69.2%

UM 10-4, 0-1		tot-fg		3-pt		rebounds				a	b	s	min		
Player	f	fga	fg	fga	fta	of	de	tot	pf					tp	
02 Joe Thomas	f	1	1	0	0	0	2	0	2	3	2	0	0	0	9
23 Tonye Jekiri	c	4	8	0	0	1	4	8	12	5	8	3	1	0	29
10 Sheldon McClellan	g	4	10	2	6	6	6	2	6	8	3	16	0	5	0 3 50
13 Angel Rodriguez	g	7	22	1	7	10	12	2	2	4	5	25	7	1	0 1 44
20 Manu Lecomte	g	0	3	0	1	0	0	0	0	2	0	1	0	0	10
00 Ja'Quan Newton	g	0	2	0	0	0	0	1	1	1	0	1	1	0	0
01 Deandre Burnett	s	5	9	2	5	0	0	2	2	2	12	0	0	0	33
05 Davon Reed	f	1	1	1	1	2	0	1	1	1	4	0	1	0	14
12 James Palmer	g	0	2	0	1	0	0	0	0	0	0	1	0	0	0
22 Omar Sherman	f	5	10	3	7	0	2	1	5	6	4	13	1	0	0 40
TEAM								4		3				1	
Totals		27		68		9		28		17		24		30	
TOTAL FG%		1st Half: 9-25		36.0%		2nd Half: 13-26		50.0%				Game: 39.7%			
3-PT. FG%		1st Half: 2-9		22.2%		2nd Half: 6-12		50.0%				Game: 32.1%			
F Throw %		1st Half: 0-0		0.0%		2nd Half: 11-18		61.1%				Game: 70.8%			

RV/RV Miami 65, NC State 60
1-22-15 BankUnited Center Game 18

NC State 13-7, 4-3		tot-fg 3-pt		rebounds									
Player		fg	fga	fg	fga	ft	fta	of	de	tot	pf	tp	a
00 Abu, Abdul-Malik	*	9	14	0	1	1	1	2	3	5	1	19	0
01 Lacey, Trevor	*	4	13	2	7	0	0	5	5	1	10	2	1
12 Barber, Anthony	*	3	4	0	0	0	0	3	3	4	6	6	5
22 Turner, Ralston	*	3	12	3	8	0	0	2	3	5	3	9	1
32 Washington, Kyle*	*	4	9	0	0	0	0	1	0	1	4	8	1
00 Freeman, Lennard	*	3	0	0	0	0	0	2	4	0	0	0	0
14 Martin, Caleb	*	0	0	0	0	0	0	0	0	0	1	0	0
15 Martin, Cody	*	2	2	0	0	1	0	1	1	5	4	2	1
21 Anya, Beeljay	*	1	3	0	0	2	2	1	4	5	2	4	0
TEAM								1	3	4			
Totals		26	60	5	15	3	4	9	24	33	21	60	12
TOTAL FG%	1st Half: 15-30 50.0%	2nd Half: 11-30 36.7%		Game: 43.3%									
3-Pt. FG%	1st Half: 3-7 42.9%	2nd Half: 2-8 25.0%		Game: 33.3%									
F Throw %	1st Half: 0-1 0.0%	2nd Half: 3-3 100%		Game: 75.0%									

Miami 13-5, 3-2		tot-fg 3-pt		rebounds									
Player		fg	fga	fg	fga	ft	fta	of	de	tot	pf	tp	a
05 Davon Reed	*	4	6	2	3	0	0	0	1	1	2	10	2
10 Sheldon McClellan	*	4	8	1	3	7	7	2	8	10	0	16	3
13 Angel Rodriguez	*	2	8	2	5	8	10	0	0	2	14	6	3
22 Omar Sherman	*	4	10	2	5	0	0	1	1	2	2	10	2
23 Tonye Jekiri	*	2	3	0	0	2	2	1	9	10	3	6	0
00 Ja'Quan Newton	*	0	2	0	0	0	0	0	0	0	1	0	0
12 James Palmer	*	2	3	2	3	1	2	0	0	0	7	0	1
20 Manu Lecomte	*	0	3	0	1	0	0	0	0	0	0	1	0
33 Ivan CruzUceda	*	1	4	0	3	0	0	2	2	0	2	0	0
TEAM								5	6				
Totals		19	47	9	23	18	21	5	26	31	10	65	15
TOTAL FG%	1st Half: 8-25 32.0%	2nd Half: 11-22 50.0%		Game: 40.4%									
3-Pt. FG%	1st Half: 6-14 42.9%	2nd Half: 3-9 33.3%		Game: 39.1%									
F Throw %	1st Half: 4-4 100%	2nd Half: 14-17 82.4%		Game: 85.7%									

Officials: Sean Hull, Bryan Kersey, Terry Wymer
Technical fouls: NC State-None. Miami-None.
Attendance: 6556
Score by Periods
NC State 33 27 60
Miami 26 39 65
NC STATE 15 C.MARTIN FOULED OUT 1:32 2ND HALF

Points in the paint-ST 30,UM 18. Points off turnovers-ST 6,UM 11.
2nd chance points-ST 4,UM 2. Fast break points-ST 4,UM 9.
Bench points-ST 8,UM 9. Score tied-4 times. Lead changed-5 times.
Last FG-ST 2nd-00:23, UM 2nd-03:23.
Largest lead-ST by 7 1st-01:29, UM by 9 2nd-04:39.
ST led for 06:00. UM led for 30:39. Game was tied for 03:20.

RV/RV Miami, 66 Syracuse 62
1-24-15 Carrier Dome Game 19

Miami (14-5) (4-2)		tot-fg 3-pt		rebounds									
Player		fg	fga	fg	fga	ft	fta	of	de	tot	pf	tp	a
22 Omar Sherman	f	3	6	2	3	0	0	0	0	0	4	8	2
23 Tonye Jekiri	c	5	10	0	0	3	3	6	9	15	4	13	2
05 Davon Reed	c	4	5	3	4	0	0	2	2	2	11	1	0
10 Sheldon McClellan	g	3	9	0	4	1	2	0	5	5	1	7	1
13 Angel Rodriguez	g	2	11	2	9	6	9	0	0	0	4	12	8
00 Ja'Quan Newton	1	2	1	2	0	0	0	0	0	0	3	0	0
12 James Palmer	1	3	0	2	0	0	1	1	1	2	1	0	0
20 Manu Lecomte	3	8	1	3	0	0	0	1	1	2	0	0	0
33 Ivan CruzUceda	1	2	1	2	0	0	0	5	5	2	3	1	0
TEAM								1	2	3			
Totals		23	56	10	29	10	14	7	25	32	19	66	17
TOTAL FG%	1st Half: 11-25 44.0%	2nd Half: 12-31 38.7%		Game: 41.1%									
3-Pt. FG%	1st Half: 4-12 33.3%	2nd Half: 6-17 35.3%		Game: 34.5%									
F Throw %	1st Half: 0-0 0.0%	2nd Half: 10-14 71.4%		Game: 71.4%									

Syracuse (14-6) (5-2)		tot-fg 3-pt		rebounds									
Player		fg	fga	fg	fga	ft	fta	of	de	tot	pf	tp	a
00 Michael Gbinije	f	3	8	1	4	2	6	0	3	3	5	9	3
21 Tyler Robertson	f	5	11	0	0	0	3	11	14	0	10	4	0
25 Rakeem Christmas	c	9	17	0	0	5	11	3	5	8	1	23	1
10 Trevor Cooney	g	5	11	3	9	1	2	4	5	2	14	4	0
14 Kaleb Joseph	g	1	4	1	1	0	0	0	1	1	2	3	2
04 Ron Patterson	g	1	3	1	2	0	0	0	1	1	3	3	2
TEAM								3	5	8			
Totals		24	54	6	16	8	19	10	30	40	13	62	16
TOTAL FG%	1st Half: 11-30 36.7%	2nd Half: 13-24 54.2%		Game: 44.4%									
3-Pt. FG%	1st Half: 3-7 42.9%	2nd Half: 3-9 33.3%		Game: 37.5%									
F Throw %	1st Half: 1-4 25.0%	2nd Half: 7-15 46.7%		Game: 42.1%									

Officials: Michael Stephens, Tim Clougherty, John Gaffney
Technical fouls: Miami-None. Syracuse-None.
Attendance: 30677
Score by Periods
Miami 26 40 66
Syracuse 26 36 62

Points in the paint-UM 20,SU 30. Points off turnovers-UM 13,SU 8.
2nd chance points-UM 13,SU 8. Fast break points-UM 4,SU 7.
Bench points-UM 15,SU 3. Score tied-2 times. Lead changed-1 time.
Last FG-UM 2nd-00:18, SU 2nd-00:17.
Largest lead-UM by 12 2nd-13:13, SU by 1 1st-18:55.
UM led for 37:04. SU led for 00:34. Game was tied for 01:49.

Georgia Tech 70, 23 Miami 50
1-28-15 BankUnited Center Game 20

GT 10-10, 1-7 ACC		tot-fg 3-pt		rebounds									
Player		fg	fga	fg	fga	ft	fta	of	de	tot	pf	tp	a
03 Georges-Hunt, M f	1	10	12	0	1	4	6	2	4	6	1	24	3
13 Sampson, Robert f	1	3	1	1	4	0	1	1	4	5	2	7	0
04 Cox, Demarco c	4	6	0	0	2	2	0	7	7	2	10	0	0
02 Bolden, Chris g	6	11	1	4	0	0	0	4	4	1	13	2	3
10 Jorgenson, Travis g	1	2	0	1	4	4	0	3	3	2	6	3	0
00 Mitchell, Charles	2	5	0	0	0	0	0	1	1	1	4	0	1
05 Heyward, Corey	0	2	0	2	0	0	0	2	2	3	0	0	0
11 Heath, Josh	1	2	0	0	4	6	0	2	2	1	6	2	0
12 Stephens, Quinton	0	1	0	1	0	0	0	0	0	2	0	0	0
32 Doyle, Brooks	0	0	0	0	0	0	0	0	0	0	0	0	0
44 Lammers, Ben	0	0	0	0	0	0	0	0	1	1	0	0	0
TEAM								1	1				
Totals		25	44	2	10	18	22	3	29	32	15	70	10
TOTAL FG%	1st Half: 12-21 57.1%	2nd Half: 13-23 56.5%		Game: 56.8%									
3-Pt. FG%	1st Half: 2-4 50.0%	2nd Half: 0-6 0.0%		Game: 20.0%									
F Throw %	1st Half: 8-10 80.0%	2nd Half: 10-12 83.3%		Game: 81.8%									

Miami 14-6, 4-3 ACC		tot-fg 3-pt		rebounds									
Player		fg	fga	fg	fga	ft	fta	of	de	tot	pf	tp	a
22 Omar Sherman	f	0	5	0	4	0	0	1	2	3	1	0	0
23 Tonye Jekiri	c	5	6	0	3	4	4	5	9	3	13	0	1
05 Davon Reed	g	3	2	2	2	0	0	4	4	3	0	1	1
10 Sheldon McClellan	g	2	7	0	2	2	2	0	0	1	6	0	1
13 Angel Rodriguez	g	0	8	0	5	0	0	0	1	1	2	0	5
00 Ja'Quan Newton	1	1	0	0	1	2	0	0	0	3	0	1	0
01 Deandre Burnett	1	6	1	4	0	0	0	0	0	1	3	0	0
02 Joe Thomas	1	1	0	0	1	2	0	2	2	2	1	0	0
12 James Palmer	3	6	0	2	0	0	2	2	1	6	0	0	0
20 Manu Lecomte	2	6	2	3	0	0	0	1	6	2	1	0	0
33 Ivan CruzUceda	2	6	1	4	0	0	1	3	4	0	5	1	0
TEAM								2	4				
Totals		19	55	6	26	6	9	10	19	29	18	50	9
TOTAL FG%	1st Half: 10-30 33.3%	2nd Half: 9-23 36.0%		Game: 34.5%									
3-Pt. FG%	1st Half: 4-17 23.5%	2nd Half: 2-9 22.2%		Game: 23.1%									
F Throw %	1st Half: 2-2 100%	2nd Half: 4-7 57.1%		Game: 66.7%									

Officials: Bill Covington, Jr., Tony Greene, James Luckie
Technical fouls: Georgia Tech-None. Miami-None.
Attendance: 5031
Score by Periods
Georgia Tech 34 36 70
Miami 26 24 50
Points in the paint-GT 34,UM 20. Points off turnovers-GT 17,UM 14.
2nd chance points-GT 4,UM 8. Fast break points-GT 7,UM 3.
Bench points-GT 10,UM 25. Score tied-0 times. Lead changed-0 times.
Last FG-GT 2nd-01:28, UM 2nd-00:21.
Largest lead-GT by 24 2nd-01:28, UM None.
GT led for 39:04. UM led for 00:00. Game was tied for 00

Wake Forest 72, Miami 70

Game 24

2-11-15

Joel Coliseum

Miami 15-9, 5-6		tot-fg 3-pt					rebounds										
Player		fg	fga	fg3	fga3	fta	of	de	tot	pf	tp	a	to	b	s	min	
23	Tonye Jekiri	c	3	4	0	0	0	3	3	5	6	0	0	0	1	21	
00	Ja'Quan Newton	g	2	4	1	1	0	0	0	1	5	2	1	0	0	15	
05	Davon Reed	g	6	13	2	8	3	4	0	4	3	17	0	0	0	36	
10	Sheldon McClellan	g	4	9	1	4	2	4	6	8	1	11	5	1	0	36	
13	Angel Rodriguez	g	3	8	1	4	8	10	1	2	3	4	15	2	3	0	26
02	Joe Thomas	g	0	0	0	0	0	0	0	0	1	0	0	0	0	2	
12	James Palmer	g	2	4	0	1	2	2	1	2	3	1	6	1	0	0	14
20	Manu Lecomte	g	1	2	1	2	0	0	1	1	1	3	2	2	0	26	
22	Omar Sherman	g	2	5	1	4	0	0	3	3	2	5	2	1	0	0	20
33	Ivan CruzUceda	g	1	4	0	2	0	0	1	2	3	0	2	0	0	0	4
TEAM									1	1							
Totals			24	53	7	26	15	20	6	23	29	19	70	14	8	0	200
TOTAL FG%		1st Half:	13-27	48.1%	2nd Half:	11-26	42.3%										Game: 45.3%
3-Pt. FG%		1st Half:	5-14	35.7%	2nd Half:	2-12	16.7%										Game: 26.9%
F Throw %		1st Half:	2-4	50.0%	2nd Half:	1-2	50.0%										Game: 75.0%

Wake Forest 12-13, 4-8 tot-fg 3-pt										rebounds									
Player	f	g	fga	fg	fga	ft	fta	of	de	tot	pf	tp	a	to	b	s	min		
02 Thomas, Devin	f	5	10	0	0	3	4	1	4	5	3	13	1	6	0	1	30		
33 Rountree, Aaron	f	1	2	0	0	0	0	1	1	2	1	2	3	0	0	0	19		
44 Mitoglou, Dinos	f	6	11	6	7	3	5	4	4	8	3	21	0	1	0	1	30		
00 Miller-McIntyre	g	3	9	1	3	1	2	0	6	6	1	8	7	1	0	1	29		
10 Wilbekin, Mitchell	g	3	8	2	6	1	2	0	2	2	0	9	3	1	0	1	31		
01 Jones, Madison	g	0	1	0	0	0	0	1	3	4	1	0	4	2	0	0	16		
11 McClinton, Greg	g	1	3	0	1	0	0	1	0	1	1	2	0	1	0	0	15		
13 Leonard, Darius	g	6	9	2	4	0	2	5	2	7	2	14	0	1	0	0	14		
25 Hudson, Cornelius	g	1	2	1	2	0	0	0	1	1	1	3	0	1	0	0	14		
31 Washington, Andre	g	0	1	0	0	0	0	0	0	0	1	1	0	0	0	0	2		
TEAM										1	1								
Totals			26	56	12	23	8	15	13	24	37	14	72	18	14	0	200		
TOTAL FG%	1st Half:		15-28	53.6%	2nd Half:		11-28	39.3%									Game: 46.4%		
3-Pt. FG%	1st Half:		11-18	61.1%	2nd Half:		1-5	20.0%									Game: 52.2%		
F Throw %	1st Half:		1-3	33.3%	2nd Half:		7-12	58.3%									Game: 53.3%		

Officials: Tim Nestor, Raymond Styons, Brian Dorsey Attendance: 9918

Score by Periods	1st	2nd	Total
Miami	33	37	70
Wake Forest	42	30	72

Points in the paint-UM 34, WF 26. Points off turnovers-UM 17, WF 8.
2nd chance points-UM 11, WF 11. Fast break points-UM 4, WF 2.
Bench points-UM 16, WF 19. Score tied-4 times. Lead changed-8 times.
Last FG-UM 2nd-01:55, WF 2nd-01:31.
Largest lead-UM by 4 2nd-03:20, WF by 12 1st-14:55.
UM led for 05:56, WF led for 32:51. Game was tied for 01:13.

Miami 89, Boston College 86

Game 25

2-15-15

Conte Forum

Miami 16-9; 6-6		tot-fg 3-pt					rebounds											
Player		c	g	fg	fga	ft	fta	of	de	tot	pf	tp	a	to	b	s	min	
23	Tonye Jekiri	c	2	9	0	0	8	10	5	10	15	4	12	0	4	4	1	47
05	Davon Reed	g	6	10	3	4	4	6	0	6	4	19	3	1	0	1	45	
10	Sheldon McClellan	g	8	15	4	7	4	0	4	4	2	24	3	0	0	0	48	
12	James Palmer	g	0	4	0	3	2	2	0	3	3	2	0	1	1	1	24	
13	Angel Rodriguez	g	2	6	0	1	2	2	1	0	1	5	6	3	0	1	26	
00	Ja'Quan Newton	g	0	1	0	0	0	0	0	0	0	0	0	0	0	0	2	
01	Deandre Burnett	g	3	5	2	4	5	7	1	2	3	1	13	1	2	0	1	18
02	Joe Thomas	g	0	1	0	0	0	0	1	1	0	0	0	0	0	0	5	
20	Manu Lecomte	g	2	5	1	4	5	6	0	2	2	3	10	1	0	0	0	31
22	Omar Sherman	g	1	1	1	1	0	0	0	0	1	3	0	0	0	0	4	
TEAM								1	2									
TOTAL			24	57	11	24	30	37	29	37	23	89	14	11	5	5	249	
TOTAL FG%		1st Half:	9-25	36.0%				2nd Half:	10-20	50.0%				Game: 42.1%				
3-Pt. FG%		1st Half:	4-10	40.0%				2nd Half:	6-10	60.0%				Game: 45.8%				
FThrow %		1st Half:	6-8	75.0%				2nd Half:	12-14	85.7%				Game: 81.1%				

BC9 15:1-1:11		tot fg 3-pt					rebounds											
Player		fg	fga	fg3	fga3	fta	of	de	tot	pf	tp	a	to	b	s	min		
22 Brown, Aaron	f	2	9	0	4	6	8	0	3	3	4	10	4	1	0	1	30	
01 Batten, Dimitri	g	2	7	0	1	3	4	1	2	3	4	7	3	3	0	1	30	
21 Hanlan, Olivier	g	13	26	5	12	1	2	1	7	8	2	32	4	1	0	3	49	
24 Clifford, Dennis	g	3	7	0	0	4	5	0	4	4	10	1	1	1	0	28		
33 Heckmann, Patrick	g	4	7	1	2	4	4	4	4	8	5	13	6	3	0	3	47	
00 Owens, Garland	g	2	3	0	0	0	0	1	2	2	4	1	0	0	0	26		
04 Odio, Eddie	g	0	0	0	0	0	0	0	0	0	0	0	0	0	0	4		
10 Perpiglia, Steve	g	0	0	0	0	0	0	0	0	0	0	0	0	0	0	1		
11 Magarity, Will	g	4	7	2	5	0	1	0	3	3	2	10	0	1	0	0	18	
13 Cain Carney, John	g	0	0	0	0	0	0	0	0	0	0	0	0	0	0	2		
23 Dragicevich, Alex	g	0	0	0	0	0	0	0	0	0	0	0	0	0	0	2		
TEAM									3	2	5							
Totals			30	66	8	24	18	24	10	26	36	27	86	19	11	4	5	249
TOTAL FG%	1st Half:	10-26	38.5%	2nd Half:	12-22	54.5%												
3-Pt. FG%	1st Half:	5-13	38.5%	2nd Half:	2-7	28.6%												
F Throw %	1st Half:	5-7	71.4%	2nd Half:	10-13	76.9%												

Officials: Louie Andrakakos, John Gaffney, Clarence Armstrong

Technical fouls: Miami-None. Boston College-None.

Attendance: 3813

Score by Periods	1st	2nd	OT	OT2	Total
Miami	28	38	10	13	89
Boston College	30	36	10	10	86

Points in the paint-UM 24, BC 40. Points off turnovers-UM 9, BC 16.
2nd chance points-UM 4, BC 8. Fast break points-UM 0, BC 4.
Bench points-UM 26, BC 14. Score tied-15 times. Lead changed-15 times.
Last FG-UM OT2-02:27, BC OT2-00:06.
Largest lead-UM by 6 1st-16:19, BC by 7 2nd-08:27.
UM led for 16:42, BC led for 21:57. Game was tied for 11:00.

No. 12 Louisville 55, Miami 53

Game 27

2-21-15

KFC Yum! Center

Miami 17-10, 7-7			tot-fg 3-pt					rebounds											
Player			fg	fga	fg3	fga3	fta	of	de	tot	pf	tp	a	to	b	s	min		
22	Omar Sherman	f	3	7	1	4	0	1	1	2	7	0	1	1	1	1	20		
23	Tonye Jekiri	c	6	12	0	0	1	3	6	9	15	3	13	1	0	0	34		
05	Davon Reed	g	0	2	0	1	0	0	0	2	2	3	0	1	0	0	18		
10	Sheldon McClellan	g	7	13	3	6	0	1	3	4	1	17	2	0	0	1	37		
13	Angel Rodriguez	g	1	12	1	5	2	2	3	4	3	5	4	4	0	1	38		
01	Deandre Burnett	g	3	4	1	1	2	2	0	0	1	9	0	2	0	0	16		
02	Joe Thomas	g	0	0	0	0	0	0	1	0	1	0	0	0	0	0	5		
12	James Palmer	g	0	0	0	0	0	0	0	0	0	0	0	0	0	1	3		
20	Manu Lecomte	g	1	2	0	0	0	1	0	1	0	2	0	4	0	0	9		
33	Ivan CruzUceda	g	0	4	0	2	0	1	4	5	1	0	1	1	0	1	20		
TEAM																			
Totals				21	56	6	19	5	7	12	22	34	15	53	9	13	2	200	
TOTAL FG%			1st Half:	12-29	41.4%	2nd Half:	9-27	33.3%										Game:	37.5%
3-Pt. FG%			1st Half:	4-9	44.4%	2nd Half:	2-10	20.0%										Game:	31.6%
F Throw %			1st Half:	1-2	50.0%	2nd Half:	4-5	80.0%										Game:	71.4%

Louisville 21-6,9-5		tot-fg 3-pt					rebounds									
Player		fg	fga	fg3	fga3	fta	of	de	tot	pf	tp	a	to	b	s	min
24 HARRELL, Montreal	f	7	13	1	1	6	10	6	8	14	3	21	1	3	3	40
25 BLACKSHEAR, Wayne	c	3	8	1	3	4	2	1	3	2	10	2	1	2	0	31
32 ONUAKU, Chinanu	c	0	0	0	0	1	2	3	8	3	1	1	0	2	1	26
00 ROZIER, Terry	g	3	15	0	4	0	0	1	6	7	1	6	2	2	0	39
02 SNIDER, Quentin	g	0	2	0	1	0	0	0	0	0	0	0	0	0	0	5
03 JONES, Chris	g	6	13	3	8	2	3	5	3	3	17	2	3	0	2	36
12 MATHIAS, Mangok	g	0	2	0	0	0	0	1	1	2	0	0	0	0	0	7
14 MAHMOUD, Anas	g	0	1	0	0	0	0	1	1	0	0	0	0	1	0	6
21 AARON, Shaquan	g	2	0	1	0	0	0	1	1	0	0	0	1	0	0	9
23 LEVITCH, David	g	0	0	0	0	0	0	0	0	1	0	0	0	0	0	1
TEAM																
Totals		19	56	5	18	12	19	17	24	41	13	55	8	10	8	200
TOTAL FG%	1st Half:	7-29	24.1%	2nd Half:	12-27	44.4%	Game:					33.9%				
3-Pt. FG%	1st Half:	1-5	20.0%	2nd Half:	4-13	30.8%	Game:					27.8%				
F Throw %	1st Half:	4-6	66.7%	2nd Half:	8-13	61.5%	Game:					63.2%				

Miami 67, Pittsburgh 63
Game 30
3-4-15 Petersen Events Center

Miami 19-11, 9-8		tot-fg 3-pt		rebounds		a		b		s		min	
Player		fg	fga	fg	fga	ft	fta	of	de	tot	pf	tp	
33 Ivan CruzUceda	f	2	4	1	2	0	0	1	2	3	0	5	0 0 0 0 9
23 Tonye Jekiri	c	4	7	0	0	2	2	7	4	11	3	10	1 2 0 0 37
05 Davon Reed	g	7	8	3	2	2	2	1	2	3	1	19	3 0 0 2 33
10 Sheldon McClellan	g	6	16	1	4	7	8	2	2	4	2	20	4 2 0 1 38
20 Manu Lecomte	g	2	3	1	2	2	0	1	1	1	1	7	1 1 0 0 18
00 Ja'Quan Newton	g	2	8	0	0	2	3	3	3	1	4	1	10 0 0 33
01 Deandre Burnett	g	0	5	0	1	2	2	0	2	2	1	2	0 0 0 1 18
02 Joe Thomas	g	0	0	0	0	0	0	0	0	0	0	0	0 0 0 3
12 James Palmer	g	0	2	0	1	0	0	0	0	0	2	0	0 1 0 0 6
22 Omar Sherman	g	0	1	0	0	0	0	0	0	0	1	0	0 0 0 5
TEAM								2	4	6			1
Totals		23	54	6	12	15	18	13	20	33	12	67	10 7 1 4 200

TOTAL FG% 1st Half: 12-31 38.7% 2nd Half: 11-23 47.8% Game: 42.6%
3-Pt. FG% 1st Half: 3-9 33.3% 2nd Half: 3-3 100% Game: 50.0%
F Throw % 1st Half: 2-3 66.7% 2nd Half: 13-15 86.7% Game: 83.3%

PITT 19-12, 8-9		tot-fg 3-pt		rebounds		a		b		s		min	
Player		fg	fga	fg	fga	ft	fta	of	de	tot	pf	tp	
01 Jamel Artis	f	5	14	2	9	2	2	3	3	6	1	14	1 3 1 0 36
02 Michael Young	f	9	13	0	4	4	4	4	3	7	2	22	4 2 0 0 35
11 Derrick Randall	c	0	1	0	0	0	0	0	0	0	1	0	0 0 0 2
00 James Robinson	g	2	5	1	3	0	0	0	3	3	4	5	6 1 1 0 36
03 Cameron Wright	g	5	8	0	0	1	2	0	3	3	4	11	5 1 1 1 31
12 Chris Jones	g	0	3	0	2	0	0	1	1	2	3	0	0 0 1 0 19
13 Josh Newkirk	g	0	3	0	2	0	0	0	3	3	0	0	0 1 0 0 9
15 A Phillips-Nwankwo	g	0	0	0	0	0	0	1	1	2	0	0	0 0 0 6
21 Sheldon Jeter	g	4	7	3	5	0	0	1	1	2	1	11	2 0 1 1 26
TEAM								2	2				
Totals		25	54	6	21	7	8	10	20	30	16	63	18 8 5 2 200

TOTAL FG% 1st Half: 13-25 52.0% 2nd Half: 12-29 41.4% Game: 46.3%
3-Pt. FG% 1st Half: 4-10 40.0% 2nd Half: 2-11 18.2% Game: 28.6%
F Throw % 1st Half: 3-4 75.0% 2nd Half: 4-4 100% Game: 87.5%

Officials: Mike Eades(R), Sean Hull, Lamar Simpson
Technical fouls: Miami-None. PITT-None. Attendance: 10549

Score by Periods	1st	2nd	Total
Miami	29	38	67
PITT	33	30	63

Points in the paint-UM 26,UP 22. Points off turnovers-UM 9,UP 4.
2nd chance points-UM 10,UP 9. Fast break points-UM 4,UP 7.
Bench points-UM 6,UP 11. Score tied-4 times. Lead changed-6 times.
Last FG-UM 2nd-01:20, UP 2nd-00:09.
Largest lead-UM by 7 1st-17:07, UP by 6 1st-05:59.
UM led for 13:11. UP led for 20:24. Game was tied for 06:25.

Miami 82, Virginia Tech 61
Game 31
3-7-15 Cassell Coliseum

Miami 20-11, 10-8		tot-fg 3-pt		rebounds		a		b		s		min	
Player		fg	fga	fg	fga	ft	fta	of	de	tot	pf	tp	
23 Tonye Jekiri	c	1	4	0	0	2	2	1	2	3	0	4	1 2 0 1 16
05 Davon Reed	g	1	3	1	1	1	2	1	4	5	3	4	2 1 2 2 30
10 Sheldon McClellan	g	2	8	0	4	2	2	1	3	4	1	6	5 1 1 2 35
12 James Palmer	g	5	10	5	5	2	2	3	1	4	2	17	1 1 0 0 27
20 Manu Lecomte	g	6	8	5	6	3	4	0	1	1	4	20	0 0 0 0 22
00 Ja'Quan Newton	g	2	6	0	1	4	4	0	4	4	1	8	3 1 0 0 24
01 Deandre Burnett	g	1	5	0	3	0	0	1	2	3	2	2	3 0 0 0 20
11 Mike Fernandez	g	0	0	0	0	0	0	0	0	0	0	0	0 0 0 1
22 Omar Sherman	g	1	1	1	1	0	0	0	0	0	0	3	0 0 0 0 2
33 Ivan CruzUceda	g	7	11	3	4	1	1	2	3	5	3	18	0 1 0 1 22
35 Chris Stowell	g	0	0	0	0	0	0	0	0	0	0	0	0 0 0 1
TEAM								2	2				
Totals		26	56	15	25	15	17	11	20	31	16	82	15 7 3 6 200

TOTAL FG% 1st Half: 17-30 56.7% 2nd Half: 9-26 34.6% Game: 46.4%
3-Pt. FG% 1st Half: 10-16 62.5% 2nd Half: 5-9 55.6% Game: 60.0%
F Throw % 1st Half: 2-2 100% 2nd Half: 13-15 86.7% Game: 88.2%

VT 10-21, 2-16		tot-fg 3-pt		rebounds		a		b		s		min	
Player		fg	fga	fg	fga	ft	fta	of	de	tot	pf	tp	
22 Beyer,Christian	f	1	1	0	0	0	0	0	1	1	3	2	0 1 0 0 10
03 Smith,Adam	g	1	6	0	2	1	3	0	0	1	3	0	0 0 0 18
11 Wilson,Devin	g	0	1	0	0	0	0	0	1	1	0	0	2 1 0 0 20
13 Hill,Ahmed	g	6	11	0	1	5	5	1	3	4	1	17	1 1 0 0 35
25 Johnston,Will	g	1	3	1	3	0	0	0	4	4	0	3	0 0 0 0 18
00 Shane Henry	g	0	0	0	0	0	0	0	1	1	0	0	0 0 0 6
01 Muller,Malik	g	1	2	1	2	0	0	0	2	2	1	3	2 1 0 0 13
10 Bibbs,Justin	g	4	10	2	4	1	2	0	1	1	3	11	1 1 0 0 31
21 Pierce,Satchel	g	5	8	0	0	3	4	3	7	4	13	0	3 2 0 2 23
23 Hudson,Jalen	g	3	6	2	3	1	3	0	1	1	2	9	4 4 0 0 26
TEAM								3	2	5			
Totals		22	48	6	15	11	17	8	19	27	15	61	10 12 2 0 200

TOTAL FG% 1st Half: 7-20 35.0% 2nd Half: 15-28 53.6% Game: 45.8%
3-Pt. FG% 1st Half: 1-5 20.0% 2nd Half: 5-10 50.0% Game: 40.0%
F Throw % 1st Half: 3-7 42.9% 2nd Half: 8-10 80.0% Game: 64.7%

Officials: Jerry Heater, Dwayne Gladden, Sean Casady
Technical fouls: Miami-None. Virginia Tech-None. Attendance: 5421

Score by Periods	1st	2nd	Total
Miami	46	36	82
Virginia Tech	18	43	61

Points in the paint-UM 18,VT 26. Points off turnovers-UM 19,VT 6.
2nd chance points-UM 15,VT 6. Fast break points-UM 2,VT 2.
Bench points-UM 31,VT 36. Score tied-0 times. Lead changed-2 times.
Last FG-UM 2nd-00:45, VT 2nd-00:14.
Largest lead-UM by 30 2nd-12:28, VT by 1 1st-18:09.
UM led for 39:08. VT led for 00:26. Game was tied for 00:26.

Miami at ACC Tournament
Game 32
3-11-15 Greensboro Coliseum

Virginia Tech 11-22		tot-fg 3-pt		rebounds		a		b		s		min	
Player		fg	fga	fg	fga	ft	fta	of	de	tot	pf	tp	
21 Pierce,Satchel	f	1	1	0	0	0	0	0	0	0	2	2	0 4 1 0 13
01 Muller,Malik	g	1	3	0	2	0	0	0	3	3	2	2	0 1 0 1 18
10 Bibbs,Justin	g	2	13	0	4	0	0	1	1	2	2	4	2 2 0 0 38
11 Wilson,Devin	g	3	3	0	0	1	1	1	2	3	3	7	4 1 0 0 36
13 Hill,Ahmed	g	4	10	1	2	1	3	0	6	6	4	10	2 0 0 1 23
00 Henry,Shane	g	0	0	0	0	0	0	0	1	1	2	0	0 1 0 0 8
03 Smith,Adam	g	4	11	2	6	0	0	0	3	3	1	10	0 0 0 0 24
22 Beyer,Christian	g	4	4	0	0	1	2	0	5	5	0	9	0 0 0 0 18
23 Hudson,Jalen	g	2	7	0	1	1	2	1	1	2	5	0	0 0 0 0 21
25 Johnston,Will	g	0	0	0	0	0	0	0	0	0	0	0	0 0 0 0 1
TEAM								1	1				
Totals		21	52	3	15	4	8	4	22	26	18	49	8 9 1 2 200

TOTAL FG% 1st Half: 9-23 39.1% 2nd Half: 12-29 41.4% Game: 40.4%
3-Pt. FG% 1st Half: 1-7 14.3% 2nd Half: 2-8 25.0% Game: 20.0%
F Throw % 1st Half: 0-0 0.0% 2nd Half: 4-8 50.0% Game: 50.0%

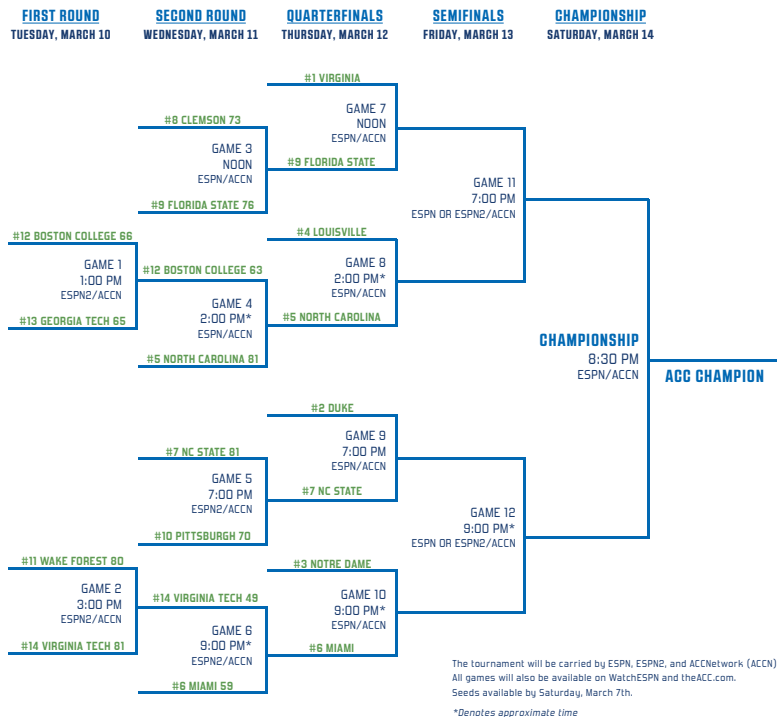
Miami 21-11		tot-fg 3-pt		rebounds		a		b		s		min	
Player		fg	fga	fg	fga	ft	fta	of	de	tot	pf	tp	
23 Tonye Jekiri	f	4	8	0	0	1	2	1	7	8	4	9	1 0 1 0 24
05 Davon Reed	g	4	8	2	2	0	0	1	3	4	1	10	1 2 1 1 36
10 Sheldon McClellan	g	5	9	2	4	4	6	0	6	6	2	16	0 0 1 0 40
12 James Palmer	g	1	1	0	0	0	0	0	3	3	0	2	1 3 1 0 16
20 Manu Lecomte	g	0	6	0	2	6	6	0	1	1	0	6	5 0 0 0 24
00 Ja'Quan Newton	g	0	1	0	0	0	0	0	3	3	1	0	0 3 0 1 8
01 Deandre Burnett	g	3	7	1	4	0	0	1	1	2	7	0	0 0 0 0 27
13 Angel Rodriguez	g	1	4	0	1	3	4	1	1	2	0	5	1 0 0 1 10
33 Ivan CruzUceda	g	2	3	0	1	0	0	0	3	3	1	4	0 0 0 0 15
TEAM								1	1	2			
Totals		20	47	5	14	14	18	4	29	33	11	59	9 8 4 3 200


TOTAL FG% 1st Half: 10-22 45.5% 2nd Half: 10-25 40.0% Game: 42.6%
3-Pt. FG% 1st Half: 2-8 25.0% 2nd Half: 3-6 50.0% Game: 35.7%
F Throw % 1st Half: 3-4 75.0% 2nd Half: 11-14 78.6% Game: 77.8%

Officials: Jerry Heater, Raymond Styons, Tim Comer
Attendance: 22026

Score by Periods	1st	2nd	Total
Virginia Tech	19	30	49
Miami	25	34	59

Points in the paint-VT 24,UM 28. Points off turnovers-VT 3,UM 6.
2nd chance points-VT 3,UM 4. Fast break points-VT 8,UM 2.
Bench points-VT 24,UM 16. Score tied-4 times. Lead changed-10 times.
Last FG-VT 2nd-00:57, UM 2nd-02:10.
Largest lead-VT by 3 1st-12:58, UM by 10 2nd-00:29.
VT led for 07:27. UM led for 28:38. Game was tied for 03:53.





DEANDRE BURNETT

Redshirt Freshman | Guard | 6-2 | 195

1

Miami, Fla. | Carol City HS | Massanutten Military Academy (Va.)

Burnett Season Highs

Points

Season: 21, vs. Green Bay, 12/6/14
ACC: 13, at Boston College, 2/16/15

Rebounds

Season: 8, vs. Illinois, 12/2/14
ACC: 3 (2x) last at Virginia Tech, 3/7/15

Assists

Season: 4, vs. Charleston, 12/30/14
ACC: 3, at Virginia Tech, 3/7/15

Steals

Season: 2 (2x) last vs. Eastern Ky., 12/19/14
ACC: 1 (2x) last at Pittsburgh, 3/4/15

Blocked Shots

Season: 1 (4x) last vs. Boston College, 1/10/15
ACC: 1 (2x) last at Pittsburgh, 3/4/15

Field Goals

Season: 8, vs. Green Bay, 12/6/14
ACC: 5, vs. Virginia, 01/03/15

Field Goal Attempts

Season: 16 (2x) last vs. Green Bay, 12/6/14
ACC: 9, vs. Virginia, 01/03/15

Free Throws

Season: 5, at Boston College, 2/16/15
ACC: 5, at Boston College, 2/16/15

Free Throw Attempts

Season: 7, at Boston College, 2/16/15
ACC: 7, at Boston College, 2/16/15

3-Point Field Goals

Season: 3 (3x) last vs. Eastern Ky., 12/19/14
ACC: 2 (2x) last at Boston College, 2/16/15

3-Point Field Goal Attempts

Season: 10, vs. Illinois, 12/2/14
ACC: 5, vs. Virginia, 01/03/15

Minutes

Season: 33, vs. Virginia, 01/03/15
ACC: 33, vs. Virginia, 01/03/15

"There's basketball terminology to describe Deandre to a tee — two words: Bucket getter. He gets buckets. He just knows how to score." — Coach L

- Name is Deandre, but goes by Dre.
- Scorer's DNA.
- Attack mentality off the dribble.
- A pure scorer who can fill it up from deep, knock down medium range jumpers, drive to the basket, hit floaters, and also finish in transition.
- Loves the gym and working on his game; wants to be a great player.
- Throws his body into gaps and creates contact. Crafty and strong.
- Possesses an array of shots — layup, floater, pull up jumper, 3-pointer.
- Max bench: 315, up 85 pounds since his arrival. 185 Bench: 20x.
- Took advantage of redshirt year, and made both himself and others better.
- 2012 Parade All-American.
- In 2013-14 scored 16 points in 22 minutes in the exhibition game, then injured wrist before regular season opener, forcing redshirt season.
- In Spain in August 2014, was the team's second-leading scorer at 14.3 ppg in four contests.
- As a high school senior, averaged 37 ppg, 5 apg and 6 rpg.
- Dropped 25 points and dished 11 assists against Hialeah, when Coach L was watching in the stands.
- Notched 45 points three times in his final prep season.
- Brother Dalvin Cook is a freshman football player at Florida State.
- Favorites: Food: Chicken Ramen Noodles. Pro athlete: Dwyane Wade. Cuban dish: Rice and beans. Quote: Only the strong survive. Ice cream: Vanilla.
- Best advice received: Never give up. Why UM: To stay close to my family in Miami. Started playing basketball: Ninth grade. Dream job: Basketball analyst. Favorite UM athlete: Sean Taylor.


High School: A 2012 *Parade All-American*, one of only two players from the state of Florida and one of five Atlantic Coast Conference recruits to earn the honor ... Third in the nation in scoring as a high school senior ... As a senior, averaged 37 ppg, 5 apg, and 6 rpg ... Notched 45 points three times in his final prep season ... Recorded 25 points and 11 assists in first game Coach L saw him play ... Class AA Player of the Year ... All-state ... First team Miami-Dade County ... As a junior, averaged 28 ppg ... Played for Barry Robinson at Carol City High School ... Earned varsity letters all four years ... On academic honor roll ... Played final year at Massanutten Military Academy in Virginia.

Personal: Name is Deandre, but goes by Dre ... Born Deandre Jammal Burnett on January 29, 1994 in Miami ... Son of Varondria Burnett and James Cook ... Brother to Dalvin, James, Daneisha, Jamiya, and Jameisha ... Brother Dalvin Cook is a freshman football player at Florida State ... Grew up a Canes fan ... Also recruited by South Carolina, Ole Miss, Marshall, Virginia, and La Salle ... Majoring in sports administration ... Played AAU for Team U ... Larrañaga's third signee from the state of Florida, joining former Hurricane Shane Larkin (Dr. Phillips) and current junior Tonye Jekiri (Champaignat).

BURNETT CAREER STATISTICS

Season	GP	GS	Min.	Avg.	FG	FGA	Pct.	3-Point FG	3-Point FGA	3-Point Pct.	Free Throws FT	Free Throws FTA	Free Throws Pct.	Off.	Rebounds Def.	Rebounds Tot.	Avg.	PF	FO	Ast.	TO	Blk	Stl	Scoring Pts.	Avg.
2014-15	22	3	382	17.4	49	136	.360	21	74	.284	29	41	.707	11	36	47	2.1	23	0	13	19	4	8	148	6.7

BURNETT 2014-15			TOTAL				3-PTS			FREE THROWS			REBOUNDS				PF	FO	A	TO	Blk	Stl	Pts	Avg
Opponent	Date	GS	Min	FG	FGA	Pct	3FG	FGA	Pct	FT	FTA	Pct	Off	Def	Tot	Avg	PF	FO	A	TO	Blk	Stl	Pts	Avg
HOWARD	11-14-14		20	2	11	.182	1	3	.333	4	4	1.000	1	3	4	4.0	2	0	1	2	0	1	9	9.0
at Florida	11-17-14		6	1	2	.500	0	1	.000	0	0	.000	0	0	0	2.0	0	0	0	0	0	0	2	5.5
SOUTH ALABAMA	11-28-14		16	4	9	.444	2	4	.500	0	0	.000	1	1	2	2.0	0	0	0	0	1	0	10	7.0
ILLINOIS	12-02-14		24	7	16	.438	3	10	.300	2	2	1.000	1	7	8	3.5	0	0	0	0	0	1	19	10.0
GREEN BAY	12-06-14		29	8	16	.500	3	8	.375	2	4	.500	1	2	3	3.4	1	0	0	1	1	2	21	12.2
SAVANNAH STATE	12-08-14		15	1	4	.250	0	1	.000	2	2	1.000	1	1	2	3.2	0	0	0	2	0	0	4	10.8
EASTERN KENTUCKY	12-19-14		24	3	9	.333	3	8	.375	0	0	.000	1	4	5	3.4	1	0	0	1	0	2	9	10.6
vs Providence	12-22-14		18	1	4	.250	0	2	.000	1	4	.250	2	3	5	3.6	1	0	0	1	0	0	3	9.6
CHARLESTON	12-30-14		20	1	6	.167	1	5	.200	4	6	.667	0	4	4	3.7	1	0	4	0	0	0	7	9.3
VIRGINIA	01-03-15		33	5	9	.556	2	5	.400	0	1	.000	0	2	2	3.5	2	0	0	0	0	0	12	9.6
BOSTON COLLEGE	01-10-15	*	23	2	7	.286	1	4	.250	2	3	.667	0	0	0	3.2	2	0	2	1	1	0	7	9.4
at Duke	01-13-15	*	8	0	1	.000	0	1	.000	1	2	.500	0	0	0	2.9	1	0	0	1	0	0	1	8.7
at Notre Dame	01-17-15	*	6	0	0	.000	0	0	.000	0	0	.000	0	1	1	2.8	1	0	0	2	0	0	0	8.0
GEORGIA TECH	01-28-15		8	1	6	.167	1	4	.250	0	0	.000	0	0	0	2.6	1	0	0	1	0	0	3	7.6
at Boston College	02-16-15		18	3	5	.600	2	4	.500	5	7	.714	1	2	3	2.6	1	0	1	2	0	1	13	8.0
VIRGINIA TECH	02-18-15		17	0	3	.000	0	2	.000	2	2	1.000	1	0	1	2.5	1	0	2	2	0	0	2	7.6
at Louisville	02-21-15		16	3	4	.750	1	1	1.000	2	2	1.000	0	0	0	2.4	1	0	0	2	0	0	9	7.7
FLORIDA STATE	02-25-15		11	0	2	.000	0	1	.000	0	0	.000	0	0	0	2.2	0	0	0	0	0	0	0	7.3
NORTH CAROLINA	02-28-15		5	3	5	.600	0	2	.000	0	0	.000	0	1	1	2.2	2	0	0	1	0	0	6	7.2
at PITT	03-04-15		18	0	5	.000	0	1	.000	2	2	1.000	0	2	2	2.2	1	0	0	0	1	1	2	7.0
at Virginia Tech	03-07-15		20	1	5	.200	0	3	.000	0	0	.000	1	2	3	2.2	2	0	3	0	0	0	2	6.7
vs Virginia Tech	03-11-15		27	3	7	.429	1	4	.250	0	0	.000	0	1	1	2.1	2	0	0	0	0	0	7	6.7



IVAN CRUZ UCEDA

Junior | Forward | 6-10 | 237

33

Madrid, Spain | Harcum College (Pa.)

- First name Ivan is pronounced E-von. Born in Madrid, Spain. First language is Spanish.
- European style game; Vlade Divac type of player.
- Inside-outside threat.
- Clever player. Will beat guys with his intelligence and skill.
- Very good passer.
- Transforming his body, getting leaner and stronger. Never consistently lifted weights before coming to Miami.
- Max bench: 235. 185 Bench: 9x.
- Good instincts for offensive situations.
- Did not speak English before attending Harcum College.
- All-American (H.M.) and All-National Tournament Team at Harcum.
- Set school record for rebounds in game (29) and career (635) at Harcum.
- Averaged 14.6 points, 9.6 rebounds, 2.0 assists, 1.1 steals and 1.1 blocks per game at Harcum.
- Helped lead Harcum to the junior college national semifinals.
- Holds season record for 3-point percentage (45.5%).
- Favorites: Food: Cocido (chickpea-based stew from Madrid, Spain). Music: 80s Music, Otis Redding, Marvin Gaye. Movie: Gladiator. Book: Drazen Petrovic book. Pro athlete: Larry Bird. Cuban dish: Rice and beans with fried plantains.
- Biggest fear: Insects. Best advice received: Believe in yourself. Why UM: Coaches and location. Started playing basketball: 12 years old.

Harcum College

Ranked No. 55 overall by ESPN ... All-American (H.M.) ... All-National Tournament Team ... Averaged 14.6 points, 9.6 rebounds, 2.0 assists, 1.1 steals and 1.1 blocks in 23.3 minutes per game in second season ... Hit 62.5 percent from field, 45.5 percent from long range and 72.4 percent at line ...

Advanced to NJCAA Division I National Semifinals in Hutchinson, Kan., marking first final four appearance in school history ... In NJCAA Region XV Championship, hit 15 of team-best 21 points from behind 3-point line, making five of 10 tries, and grabbed 12 rebounds ... Set school record for rebounds in game (29) and career (635) ... Fourth-highest scorer in Harcum history with 957 points, sixth in blocked shots (76) ... Holds season record for 3-point percentage (45.5%) ... Honors Society.

Personal

First name Ivan is pronounced E-von ... Born Oct. 24, 1991 in Madrid, Spain ... Son of Jose Gabriel Cruz and Pilar Uceda ... Brother to Maria ... Father played pro basketball for Club Deportivo Cajamadrid in Spain ... Majoring in sports management ... Attended Giner de los Rios high school ... Played basketball for Estudiantes in Spain where he averaged 12 points and seven rebounds per game ... Also played for Club Baloncesto Alcobendas, Colegio Brains, Club Baloncesto Las Rozas ... Also recruited by Marquette, Ohio State, Penn State and Villanova.

Cruz Uceda Season Highs

Points

Season: 18, at Virginia Tech, 3/7/15
ACC: 18, at Virginia Tech, 3/7/15

Rebounds

Season: 5 (4x) last at Virginia Tech, 3/7/15
ACC: 5 (4x) last at Virginia Tech, 3/7/15

Assists

Season: 1 (3x) last at Louisville, 2/21/15
ACC: 1 (3x) last at Louisville, 2/21/15

Steals

Season: 2, vs. Louisville, 2/3/15
ACC: 2, vs. Louisville, 2/3/15

Blocked Shots

Season: 1, vs. Louisville, 2/3/15
ACC: 1, vs. Louisville, 2/3/15

Field Goals

Season: 7, at Virginia Tech, 3/7/15
ACC: 7, at Virginia Tech, 3/7/15

Field Goal Attempts

Season: 11, at Virginia Tech, 3/7/15
ACC: 11, at Virginia Tech, 3/7/15

Free Throws

Season: 5, vs. Florida State, 2/25/15
ACC: 5, vs. Florida State, 2/25/15

Free Throw Attempts

Season: 6, vs. Florida State, 2/25/15
ACC: 6, vs. Florida State, 2/25/15

3-Point Field Goals

Season: 3 (3x) last at Virginia Tech, 3/7/15
ACC: 3 (3x) last at Virginia Tech, 3/7/15

3-Point Field Goal Attempts

Season: 7, vs. North Carolina, 2/28/15
ACC: 7, vs. North Carolina, 2/28/15

Minutes


Season: 25, vs. North Carolina, 2/28/15
ACC: 25, vs. North Carolina, 2/28/15

CRUZ UCEDA CAREER STATISTICS

Season	GP	GS	Min.	Avg.	FG	FGA	Pct.	3-Point	3-Point	3-Point	Free Throws	Free Throws	Free Throws	Rebounds	Rebounds	Rebounds	PF	FO	Ast.	TO	Blk	Stl	Scoring	Scoring
								FG	FGA	Pct.	FT	FTA	Pct.	Off.	Def.	Tot.							Pts.	Avg.

2014-15	15	1	209	13.9	25	65	.385	13	40	.325	10	13	.769	12	34	46	3.1	13	0	3	8	1	5	73	4.9
---------	----	---	-----	------	----	----	------	----	----	------	----	----	------	----	----	----	-----	----	---	---	---	---	---	----	-----

CRUZ UCEDA 2014-15		TOTAL					3-PTS		FREE THROWS			REBOUNDS													
Opponent	Date	GS	Min	FG	FGA	Pct	3FG	FGA	Pct	FT	FTA	Pct	Off	Def	Tot	Avg	PF	FO	A	TO	Blk	Stl	Pts	Avg	
at Notre Dame	01-17-15	3	1	2	.500	0	0	.000	0	0	.000	0	0	0	0.0	0	0	0	0	0	0	2	2.0		
NC STATE	01-22-15	12	1	4	.250	0	3	.000	0	0	.000	0	2	2	1.0	0	0	0	3	0	0	2	2.0		
at Syracuse	01-24-15	19	1	2	.500	1	2	.500	0	0	.000	0	5	5	2.3	2	0	1	1	0	0	3	2.3		
GEORGIA TECH	01-28-15	16	2	6	.333	1	4	.250	0	0	.000	1	3	4	2.8	0	0	1	0	0	0	5	3.0		
at Florida State	02-01-15	8	1	3	.333	0	2	.000	0	0	.000	0	1	1	2.4	3	0	0	0	0	0	2	2.8		
LOUISVILLE	02-03-15	23	1	4	.250	1	3	.333	1	2	.500	1	3	4	2.7	0	0	0	2	1	2	4	3.0		
CLEMSON	02-08-15	11	3	8	.375	3	6	.500	1	2	.500	3	2	5	3.0	0	0	0	0	0	0	10	4.0		
at Wake Forest	02-11-15	4	1	4	.250	0	2	.000	0	0	.000	1	2	3	3.0	0	0	0	0	0	0	2	3.8		
VIRGINIA TECH	02-18-15	3	0	0	.000	0	0	.000	0	0	.000	0	1	1	2.8	0	0	0	0	0	0	0	3.3		
at Louisville	02-21-15	20	0	4	.000	0	2	.000	0	0	.000	1	4	5	3.0	1	0	1	1	0	1	0	3.0		
FLORIDA STATE	02-25-15	19	0	3	.000	0	2	.000	5	6	.833	1	2	3	3.0	2	0	0	0	0	0	5	3.2		
NORTH CAROLINA	02-28-15	25	3	7	.429	3	7	.429	2	2	1.000	1	1	2	2.9	1	0	0	0	0	1	11	3.8		
at PITT	03-04-15	*	9	2	4	.500	1	2	.500	0	0	.000	1	2	3	2.9	0	0	0	0	0	5	3.9		
at Virginia Tech	03-07-15	22	7	11	.636	3	4	.750	1	1	1.000	2	3	5	3.1	3	0	0	1	0	1	18	4.9		
vs Virginia Tech	03-11-15	15	2	3	.667	0	1	.000	0	0	.000	0	3	3	3.1	1	0	0	0	0	0	4	4.9		



TONYE JEKIRI

Junior | Center | 7-0 | 244

23

Hialeah, Fla. | Champagnat Catholic School (Fla.) | Port Harcourt, Nigeria

Gildan Charleston Classic All-Tournament Team
ACSM 2015 All-ACC Defensive Team 2014-15 All-ACC Basketball Team, H.M.

"Tonye is playing with a lot more confidence than he did last season" — Coach L

- Only remaining player from the 2013 ACC Championship and NCAA Sweet 16 team, after 10 graduated and one player jumped to the NBA.
- Has only played basketball for five years after moving from Nigeria to South Florida in September 2010 to begin hoops career. Previously played soccer in Africa, but his height led him to hoops.
- Gained 30 pounds from arrival on campus freshman year.
- Terrific learner who picks up concepts quickly.
- Good passer for his size.
- One of three players returning from the 2013-14 squad.
- Rebounder and shot blocker who is developing his offensive game.
- Can play with back to basket or step out for a 15-17-foot jump shot.
- Runs the floor like a guard and has unstoppable motor. Exceptionally fast and athletically gifted for a big man.
- Saints fan because of former Hurricane Jimmy Graham.
- Second Florida recruit in Larrañaga era, following Shane Larkin.
- First time he saw snow was on a roadtrip to UMass on Dec. 1, 2012, during freshman season.
- Acclimated himself well from Nigeria to U.S. culture.
- Chose jersey number 23 because July 23 is birthday.
- Approach vertical: 37. • 185 Bench: 14x.
- Favorites: Food: Rice & chicken. Basketball movie: Love & Basketball. Sport besides basketball: Soccer.
- Why UM: The coaching staff.
- Jekiri on his arrival in the United States: "I remember I took a shower, was wondering where the water was coming from. In Africa you go fetch it with a bucket, or you see a tank that stores the water at the back of the house. Over here I was asking where the water was coming from. I kept looking because I'd been in the shower for so long and the water just kept coming out, didn't run out. That was one thing I was shocked about it."

High School: Rated the 17th-best center in the country by ESPN.com and No. 13 by Scout.com ... Averaged 20 points, 12 rebounds and 5 blocks per game as a senior ... Notched 45 points and 20 rebounds in regional semifinals and 18 points, 14 rebounds and six blocks in regional finals ... Led his team to the 2A state title game ... First team 2011-12 Boys Class 2A All-State Team ... First Team All-FHSAA Tournament at state championships ... Orlando Sentinel's 2011-12 All-Florida boys basketball team ... Averaged 14 points and 10 rebounds per game as a junior with Champagnat, his first year of organized hoops ... Team MVP ... Team captain ... On the AAU circuit, played for Team Breakdown ... Dominated at the Source Hoops Elite Camp and led Team Breakdown to championships in the Breakdown Hoops Festival and the Big Shots Myrtle Beach I ... Can play with his back to the basket or step out for a 10-12-foot shot ... Runs the floor like a guard and has an unstoppable motor.

Personal: Born July 23, 1994 in Nigeria ... Given name is Tonye Frank Jekiri (TAHN-yay Ja-KEER-EE) ... Son of Emilia and Frank ... Brother to Tammie, Omiebi and Boma ... Majoring in sports administration ... Chose his jersey number 23 because July 23 is his birthday ... Originally from Nigeria, Jekiri moved to South Florida in September 2010 to begin his basketball career ... Previously played soccer ... Chose Miami over considerations from Virginia Tech, Clemson, Florida State, Auburn, Vanderbilt and Alabama ... Jekiri was Larrañaga's second recruit from the state of Florida, joining former Canes PG Shane Larkin from Orlando, Fla.

2013-14					2012-13				
Opposition	P	R	A		Opposition	P	R	A	
St. Francis (NY)	6	9	1		at FGCU	1	2	0	
Ga. Southern	2	1	0		Jacksonville	0	0	0	
Texas Southern	4	4	0		Michigan State	0	2	0	
at C of Charleston	6	3	0		at Massachusetts	0	0	0	
UCF	2	3	0		Charlotte	0	0	0	
vs Geo. Wash.	2	1	1		at UCF	3	2	0	
at CS Fullerton	4	4	0		at Hawai'i	1	0	0	
vs Arizona State	0	3	0		vs. Arizona	0	2	0	
at Nebraska	2	7	1		vs. Indiana State	0	0	0	
Virginia Tech	2	7	0		La Salle	0	1	0	
at Savannah St.	4	1	1		at Georgia Tech	2	2	0	
La Salle	9	7	0		at North Carolina	0	1	0	
Loyola	10	4	2		Maryland	2	4	0	
at Syracuse	5	3	2		at Boston College	0	1	1	
at North Carolina	2	10	1		Duke	2	2	0	
Florida State	2	7	1		Florida State	4	2	0	
at Georgia Tech	0	3	0		at Virginia Tech	2	1	0	
Duke	8	9	0		at NC State	0	2	1	
Syracuse	3	5	4		Boston College	2	4	0	
at Maryland	0	6	0		North Carolina	2	2	0	
Norfolk State	4	2	1		at Florida State	2	2	0	
Pittsburgh	3	4	0		at Clemson	0	0	0	
NC State	0	4	0		Virginia	2	0	0	
at Florida State	15	6	0		at Wake Forest	2	3	0	
at Virginia Tech	0	3	0		Virginia Tech	4	2	0	
Notre Dame	2	6	2		at Duke	2	0	0	
Boston College	5	7	1		Georgia Tech	0	0	0	
at Virginia	4	6	0		Clemson	2	3	0	
at NC State	14	13	0		vs. Boston College	0	1	0	
at Clemson	2	2	0		vs. NC State	2	3	0	
Wake Forest	6	9	1		vs. North Carolina	1	1	0	
vs Virginia Tech	5	12	2		vs. Pacific	6	5	0	
vs NC State	6	9	1		vs. Illinois	4	2	1	
					vs. Marquette	0	3	0	

Jekiri Season / Career Highs

Points

Season: 15, vs. Virginia Tech, 2/18/15
Career: 15 (2x) last vs. Virginia Tech, 2/18/15
ACC: 15 (2x) last vs. Virginia Tech, 2/18/15

Rebounds

Season: 17, vs. Clemson, 2/8/15
Career: 17, vs. Clemson, 2/8/15
ACC: 17, vs. Clemson, 2/8/15

Assists

Season: 8, vs. South Alabama, 11/28/14
Career: 8, vs. South Alabama, 11/28/14
ACC: 4, vs. Syracuse, 1/25/14

Steals

Season: 4, at Duke, 1/13/15
Career: 4, at Duke, 1/13/15
ACC: 4, at Duke, 1/13/15

Blocked Shots

Season: 5 (2x) last vs. Clemson, 2/8/15
Career: 5 (2x) last vs. Clemson, 2/8/15
ACC: 5, vs. Clemson, 2/8/15

Field Goals

Season: 6 (2x) last at Louisville, 2/21/15
Career: 6 (2x) last at Louisville, 2/21/15
ACC: 6, (2x) last at Louisville, 2/21/15

Field Goal Attempts

Season: 14, vs. Louisville, 2/3/15
Career: 14, vs. Louisville, 2/3/15
ACC: 14, vs. Louisville, 2/3/15

Free Throws

Season: 8, at Boston College, 2/16/15
Career: 8, at Boston College, 2/16/15
ACC: 8, at Boston College, 2/16/15

Free Throw Attempts

Season: 10, at Boston College, 2/16/15
Career: 10, at Boston College, 2/16/15
ACC: 10, at Boston College, 2/16/15

3-Point Field Goals

Season: --
Career: --
ACC: --

3-Point Field Goal Attempts

Season: --
Career: --
ACC: --


Minutes

Season: 47, at Boston College, 2/16/15
Career: 47, at Boston College, 2/16/15
ACC: 47, at Boston College, 2/16/15

JEKIRI CAREER STATISTICS

Season	GP	GS	Min.	Avg.	FG	FGA	Pct.	3-Point			Free Throws			Rebounds			PF	FO	Ast.	TO	Blk	Stl	Scoring		
								FG	FGA	Pct.	FT	FTA	Pct.	Off.	Def.	Tot.							Avg.	Pts.	Avg.
2012-13	34	0	235	6.9	18	35	.514	0	0	.000	11	20	.550	28	27	55	1.6	35	0	4	11	11	7	47	1.4
2013-14	33	16	705	21.4	57	125	.456	0	0	.000	25	43	.581	67	113	180	5.5	87	5	22	31	29	21	139	4.2
2014-15	32	32	976	30.5	106	208	.510	0	0	.000	62	86	.721	101	224	325	10.2	97	4	39	46	48	19	274	8.6
TOTAL	99	48	1916	19.4	181	368	.492	0	0	.000	98	149	.658	196	364	560	5.7	219	9	65	88	88	47	460	4.6

JEKIRI 2014-15		Date	GS	Min	TOTAL			3-PTS			FREE THROWS			REBOUNDS			PF	FO	A	TO	Blk	Stl	Pts	Avg	
Opponent					FG	FGA	Pct	3FG	FGA	Pct	FT	FTA	Pct	Off	Def	Tot									Avg
HOWARD		11-14-14	*	26	2	6	.333	0	0	.000	2	2	1.000	5	6	11	11.0	5	1	1	1	1	6	6.0	
at Florida		11-17-14	*	28	2	4	.500	0	0	.000	4	4	1.000	3	5	8	9.5	4	0	1	2	3	8	7.0	
vs Drexel		11-20-14	*	29	4	9	.444	0	0	.000	0	0	.000	3	10	13	10.7	3	0	4	2	2	0	8	7.3
vs Akron		11-21-14	*	34	4	10	.400	0	0	.000	0	0	.000	7	9	16	12.0	4	0	0	2	4	0	8	7.5
vs Charlotte		11-23-14	*	36	3	5	.600	0	0	.000	5	5	1.000	2	5	7	11.0	2	0	1	0	2	0	11	8.2
at Charlotte		11-25-14	*	32	2	3	.667	0	0	.000	0	2	.000	5	8	13	11.3	5	1	1	1	1	0	4	7.5
SOUTH ALABAMA		11-28-14	*	30	4	7	.571	0	0	.000	5	6	.833	2	6	8	10.9	3	0	8	2	5	0	13	8.3
ILLINOIS		12-02-14	*	29	3	6	.500	0	0	.000	0	0	.000	3	6	9	10.6	4	0	2	1	2	0	6	8.0
GREEN BAY		12-06-14	*	29	1	2	.500	0	0	.000	0	0	.000	1	2	3	9.8	2	0	1	1	1	0	2	7.3
SAVANNAH STATE		12-08-14	*	27	4	6	.667	0	0	.000	0	2	.000	1	8	9	9.7	1	0	3	2	1	1	8	7.4
EASTERN KENTUCKY		12-19-14	*	18	0	1	.000	0	0	.000	2	2	1.000	0	6	6	9.4	2	0	0	1	0	1	2	6.9
vs Providence		12-22-14	*	35	4	7	.571	0	0	.000	4	4	1.000	3	7	10	9.4	2	0	2	3	0	1	12	7.3
CHARLESTON		12-30-14	*	18	4	6	.667	0	0	.000	0	2	.000	0	8	8	9.3	4	0	1	2	1	0	8	7.4
VIRGINIA		01-03-15	*	39	4	8	.500	0	0	.000	0	1	.000	4	8	12	9.5	5	1	3	1	0	2	8	7.4
BOSTON COLLEGE		01-10-15	*	36	5	7	.714	0	0	.000	3	6	.500	1	14	15	9.9	2	0	0	2	3	1	13	7.8
at Duke		01-13-15	*	37	3	5	.600	0	0	.000	4	6	.667	2	8	10	9.9	3	0	0	2	1	4	10	7.9
at Notre Dame		01-17-15	*	24	4	9	.444	0	0	.000	0	0	.000	4	9	13	10.1	2	0	0	0	0	0	8	7.9
NC STATE		01-22-15	*	34	2	3	.667	0	0	.000	2	2	1.000	1	9	10	10.1	3	0	0	1	1	0	6	7.8
at Syracuse		01-24-15	*	36	5	10	.500	0	0	.000	3	3	1.000	6	9	15	10.3	4	0	1	2	3	0	13	8.1
GEORGIA TECH		01-28-15	*	28	5	6	.833	0	0	.000	3	4	.750	4	5	9	10.3	3	0	0	1	0	1	13	8.4
at Florida State		02-01-15	*	31	2	6	.333	0	0	.000	0	0	.000	2	3	5	10.0	4	0	0	0	1	1	4	8.1
LOUISVILLE		02-03-15	*	32	5	14	.357	0	0	.000	0	0	.000	6	4	10	10.0	2	0	2	1	0	0	10	8.2
CLEMSON		02-08-15	*	34	3	7	.429	0	0	.000	0	0	.000	5	12	17	10.3	2	0	2	3	5	0	6	8.1
at Wake Forest		02-11-15	*	21	3	4	.750	0	0	.000	0	0	.000	0	3	3	10.0	5	1	0	0	0	1	6	8.0
at Boston College		02-16-15	*	47	2	9	.222	0	0	.000	8	10	.800	5	10	15	10.2	4	0	0	4	4	1	12	8.2
VIRGINIA TECH		02-18-15	*	28	6	7	.857	0	0	.000	3	4	.750	7	8	15	10.4	1	0	2	1	2	1	15	8.5
at Louisville		02-21-15	*	34	6	12	.500	0	0	.000	1	3	.333	6	9	15	10.6	3	0	1	0	0	0	13	8.6
FLORIDA STATE		02-25-15	*	32	3	4	.750	0	0	.000	6	8	.750	3	8	11	10.6	4	0	0	3	1	1	12	8.8
NORTH CAROLINA		02-28-15	*	35	2	6	.333	0	0	.000	2	4	.500	1	6	7	10.4	2	0	0	1	3	0	6	8.7
at PITT		03-04-15	*	37	4	7	.571	0	0	.000	2	2	1.000	7	4	11	10.5	3	0	1	2	0	0	10	8.7
at Virginia Tech		03-07-15	*	16	1	4	.250	0	0	.000	2	2	1.000	1	2	3	10.2	0	0	1	2	0	1	4	8.5
vs Virginia Tech		03-11-15	*	24	4	8	.500	0	0	.000	1	2	.500	1	7	8	10.2	4	0	1	0	1	0	9	8.8



MANU LECOMTE

Sophomore | Guard | 5-11 | 170

Brussels, Belgium | Athene des Pagodes

20

Lecomte Season Highs

Points

Season: 23, at Duke, 1/13/15
Career: 23, at Duke, 1/13/15
ACC: 23, at Duke, 1/13/15

Rebounds

Season: 4, vs. Savannah State, 12/9/14
Career: 5 (3x), last vs. Wake Forest, 3/8/14
ACC: 5 (3x), last vs. Wake Forest, 3/8/14

Assists

Season: 5 (3x) last vs. Virginia Tech, 3/11/15
Career: 7, at North Carolina, 1/8/14
ACC: 7, at North Carolina, 1/8/14

Steals

Season: 2 (3x), last at Wake Forest, 2/11/15
Career: 3, vs. Wake Forest, 3/8/14
ACC: 3, vs. Wake Forest, 3/8/14

Blocked Shots

Season: --
Career: 1, vs. Ga. Southern, 11/11/13
ACC: --

Field Goals

Season: 7 at Charlotte, 11/25/14
Career: 8, at Maryland, 1/29/14
ACC: 8, at Maryland, 1/29/14

Field Goal Attempts

Season: 13 (2x) last at Charlotte, 11/25/14
Career: 13 (2x) last at Charlotte, 11/25/14
ACC: 12, at Georgia Tech, 1/18/14

Free Throws

Season: 10, at Duke, 1/13/15
Career: 10, at Duke, 1/13/15
ACC: 10, at Duke, 1/13/15

Free Throw Attempts

Season: 11, at Duke, 1/13/15
Career: 11, at Duke, 1/13/15
ACC: 11, at Duke, 1/13/15

3-Point Field Goals

Season: 5, at Virginia Tech, 3/7/15
Career: 5, at Virginia Tech, 3/7/15
ACC: 5, at Virginia Tech, 3/7/15

3-Point Field Goal Attempts

Season: 10, vs. Charlotte, 11/23/14
Career: 10, vs. Charlotte, 11/23/14
ACC: 6, at Virginia Tech, 3/7/15

Minutes

Season: 37, vs. North Carolina, 2/28/15
Career: 38, at North Carolina, 1/8/14
ACC: 38, at North Carolina, 1/8/14

2013-14			
Opposition	P	R	A
St. Francis (NY)	9	1	1
Ga. Southern	12	4	1
Texas Southern	12	3	4
at C of Charleston	14	4	5
UCF	0	0	2
vs Geo. Wash.	5	2	0
at CS Fullerton	4	3	1
vs Arizona State	2	1	1
at Nebraska	5	2	4
Virginia Tech	7	4	2
at Savannah State	10	2	4
La Salle	5	4	2
Loyola	6	0	3
at Syracuse	8	0	0
at North Carolina	11	3	7
Florida State	2	1	6
at Georgia Tech	16	4	3
Duke	4	0	2
Syracuse	3	0	1
at Maryland	19	0	2
Norfolk State	13	3	2
Pittsburgh	8	5	2
NC State	13	4	1
at Florida State	6	0	3
at Virginia Tech	0	0	2
Notre Dame	8	1	2
Boston College	11	3	1
at Virginia	3	5	0
at NC State	15	2	3
at Clemson	4	2	1
Wake Forest	9	5	6
vs Virginia Tech	2	2	3
vs NC State	7	0	0

- Manu Lecomte -- pronounced Man-ew La-cont (French).
- Increased strength since arriving at UM in 2013.
- Competed in Belgium's U16, U18 and U20 championships, leading Belgian team to championship game of FIBA U20 European Championships, Division B. Named to U20 Men Division B 2014 All-Tournament Team after averaging 20.0 points, 5.0 rebounds, 3.0 assists, 1.1 steals in 30.4 minutes per game.
- Can shoot the three or pull up for jumpers.
- Max bench: 300, up 85 pounds since his arrival. 185 Bench: 18x.
- One of three players returning from the 2013-14 squad.
- Played as an amateur at the pro level in Belgium since he was 16.
- Head coach Larrañaga and assistant coach Michael Huger both played pro ball in Belgium.
- Young collegiate player, turning 18 in August of his freshman year at Miami.
- Very good shooter who averages in upper 60s in five minutes of threes drill.
- Adjusted well to American culture and has acclimated himself well to Miami.
- Did not visit campus before attending UM.
- Improved strength in short amount of time.
- Approach vertical: 35.5 | Bench max: 245 | 185 test: 11
- Very professional about his game, wants to improve, spends a lot of time working at it.
- First language is French. Mother is Cameroonian and father is Belgian.
- Played for second division Mons-Hainaut Belfius in Belgium where he averaged 12.4 points, 2.8 rebounds, and 3.2 assists per game
- Favorites: Food: Spaghetti. Movie: Space Jam. Pro athlete: Tony Parker. Ice cream flavor: Strawberry.
- Biggest fear: Spiders. Best advice given: Visualize how you want to play. Why UM: Coaching staff. Started playing basketball: Age 4.


Summer of 2014: Led Belgian team to championship game of FIBA U20 European Championships, Division B, held in Sarajevo, Bosnia & Herzegovina ... Named to U20 Men Division B 2014 All-Tournament Team ... Averaged 20.0 points, 5.0 rebounds, 3.0 assists, 1.1 steals in 30.4 minutes per game ... In eight games, averaged 47.1 percent from the field, including 53.8 percent from 2-point range, and was 79.5 percent at the line ... Ranked second in the tournament in points per game, fourth in field goals made and free throw percentage and seventh in free throws made ... Posted a 34-point night against Belarus, also recording four assists, three steals and three rebounds in the 21-point win ... Against Cyprus hit 11-of-13 from the line ... Drained four shots from long distance in two outings ... Six or more rebounds in four games.

Personal: Full name is Emmanuel Lecomte ... Goes by Manu [man-ew] ... Last name pronounced La-conn-t ... Born Aug. 16, 1995 ... Son of Philippe and Marie ... Brother to Christina ... Played for second division Mons-Hainaut Belfius in Belgium ... Majoring in economics ... Also played for Dexia Mons-Hainaut where he has averaged 12.4 points, 2.8 rebounds, and 3.2 assists per game ... A true point guard who can also shoot the three or pull up for jumpers ... Competed in Belgium's U16, U18 and U20 championships, most recently playing in the U18 European Championship, where he led his country in scoring with 12.0 ppg and 2.9 assists in eight outings ... Also recruited by Gonzaga, Creighton and UAB.

LECOMTE CAREER STATISTICS

Season	GP	GS	Min.	Avg.	FG	FGA	Pct.	FG	FGA	Pct.	FT	FTA	Pct.	Off.	Def.	Tot.	Avg.	PF	FO	Ast.	TO	Blk	Stl	Pts.	Avg.
2013-14	33	17	924	28.0	85	200	.425	27	68	.397	56	72	.778	23	47	70	2.1	63	0	77	58	1	21	253	7.7
2014-15	32	19	739	23.1	83	188	.441	49	105	.467	45	52	.865	9	34	43	1.3	45	0	59	35	0	17	260	8.1
TOTAL	65	36	1663	25.6	168	388	.433	76	173	.439	101	124	.815	32	81	113	1.7	108	0	136	93	1	38	513	7.9

LECOMTE 2014-15				TOTAL			3-PTS			FREE THROWS			REBOUNDS				PF	FO	A	TO	Blk	Stl	Pts	Avg
Opponent	Date	GS	Min	FG	FGA	Pct	3FG	FGA	Pct	FT	FTA	Pct	Off	Def	Tot	Avg								
HOWARD	11-14-14	*	21	5	9	.556	3	6	.500	1	1	1.000	1	1	2	2.0	4	0	3	1	0	2	14	14.0
at Florida	11-17-14	*	22	1	3	.333	1	3	.333	0	0	.000	0	1	1	1.5	4	0	1	3	0	0	3	8.5
vs Drexel	11-20-14	*	34	6	9	.667	3	5	.600	0	0	.000	1	2	3	2.0	0	0	1	1	0	0	15	10.7
vs Akron	11-21-14	*	32	5	6	.833	2	3	.667	0	0	.000	1	0	1	1.8	2	0	5	0	0	0	12	11.0
vs Charlotte	11-23-14	*	36	6	13	.462	3	10	.300	0	0	.000	0	0	0	1.4	0	0	2	0	0	1	15	11.8
at Charlotte	11-25-14	*	36	7	13	.538	4	5	.800	0	0	.000	1	0	1	1.3	1	0	1	2	0	1	18	12.8
SOUTH ALABAMA	11-28-14	*	28	3	6	.500	2	3	.667	6	6	1.000	1	2	3	1.6	1	0	5	0	0	1	14	13.0
ILLINOIS	12-02-14	*	35	4	8	.500	2	5	.400	5	7	.714	2	1	3	1.8	3	0	1	0	0	0	15	13.3
GREEN BAY	12-06-14	*	17	0	2	.000	0	1	.000	0	0	.000	0	0	0	1.6	2	0	0	3	0	1	0	11.8
SAVANNAH STATE	12-08-14	*	32	5	7	.714	4	6	.667	1	1	1.000	0	4	4	1.8	2	0	0	3	0	0	15	12.1
EASTERN KENTUCKY	12-19-14	*	33	3	9	.333	1	5	.200	0	0	.000	0	2	2	1.8	1	0	3	1	0	0	7	11.6
vs Providence	12-22-14	*	15	0	5	.000	0	4	.000	0	0	.000	0	0	0	1.7	1	0	1	1	0	0	0	10.7
CHARLESTON	12-30-14	*	22	2	7	.286	1	3	.333	0	0	.000	0	3	3	1.8	1	0	2	1	0	1	5	10.2
VIRGINIA	01-03-15	*	10	0	3	.000	0	1	.000	0	0	.000	0	0	0	1.6	2	0	1	0	0	0	0	9.5
BOSTON COLLEGE	01-10-15	*	24	3	7	.429	1	4	.250	0	0	.000	0	1	1	1.6	0	0	2	0	0	2	7	9.3
at Duke	01-13-15	*	28	5	10	.500	3	4	.750	10	11	.909	0	1	1	1.6	2	0	2	1	0	1	23	10.2
at Notre Dame	01-17-15	*	15	1	4	.250	1	2	.500	0	0	.000	1	0	1	1.5	0	0	1	1	0	1	3	9.8
NC STATE	01-22-15	*	12	0	3	.000	0	1	.000	0	0	.000	0	0	0	1.4	0	0	1	1	0	1	0	9.2
at Syracuse	01-24-15	*	15	3	8	.375	1	3	.333	0	0	.000	0	1	1	1.4	1	0	2	0	0	0	7	9.1
GEORGIA TECH	01-28-15	*	21	2	6	.333	2	3	.667	0	0	.000	0	0	0	1.4	1	0	2	1	0	0	6	9.0
at Florida State	02-01-15	*	20	3	3	1.000	2	2	1.000	0	0	.000	0	1	1	1.3	1	0	4	3	0	0	8	8.9
LOUISVILLE	02-03-15	*	13	0	1	.000	0	0	.000	3	3	1.000	0	0	0	1.3	0	0	3	1	0	1	3	8.6
CLEMSON	02-08-15	*	25	2	6	.333	2	5	.400	0	0	.000	0	1	1	1.3	2	0	3	0	0	1	6	8.5
at Wake Forest	02-11-15	*	26	1	2	.500	1	2	.500	0	0	.000	0	1	1	1.3	1	0	2	2	0	2	3	8.3
at Boston College	02-16-15	*	31	2	5	.400	1	4	.250	5	6	.833	0	2	2	1.3	3	0	1	0	0	0	10	8.4
VIRGINIA TECH	02-18-15	*	13	2	4	.500	2	3	.667	0	2	.000	0	3	3	1.3	2	0	0	0	0	0	6	8.3
at Louisville	02-21-15	*	9	1	2	.500	0	0	.000	0	0	.000	1	0	1	1.3	0	0	0	4	0	0	2	8.0
FLORIDA STATE	02-25-15	*	11	0	1	.000	0	1	.000	0	0	.000	0	1	1	1.3	1	0	0	1	0	0	0	7.8
NORTH CAROLINA	02-28-15	*	37	3	9	.333	1	2	.500	3	3	1.000	0	3	3	1.4	2	0	4	3	0	1	10	7.8
at PITT	03-04-15	*	18	2	3	.667	1	1	1.000	2	2	1.000	0	1	1	1.4	1	0	1	1	0	0	7	7.8
at Virginia Tech	03-07-15	*	24	6	8	.750	5	6	.833	3	4	.750	0	1	1	1.4	4	0	0	0	0	0	20	8.2
vs Virginia Tech	03-11-15	*	24	0	6	.000	0	2	.000	6	6	1.000	0	1	1	1.3	0	0	5	0	0	0	6	8.1



SHELDON McCLELLAN

Redshirt Junior | Guard | 6-5 | 205

10

Houston, Texas | Texas | Bellaire

Midseason Watch List for Jerry West Award
ACC Player of the Week - Dec. 1, 2014

2014-15 All-ACC Basketball Team, H.M.

"He's an extremely gifted athlete. Running, jumping, changing directions, balance. He's as high a level an athlete as I've coached in 43 years. He has a certain way of playing that's very, very good." – Coach L.

"No question, he's been one of the most talented guys we've ever been around." – Assistant Coach Eric Konkol

- Nickname is Mac.
- Tremendous redshirt year, making himself more of an offensive threat. A volume scorer.
- Good in transition, making a wide assortment of layups, both left and right handed.
- Now a proficient 3-point shooter, and worked on perimeter jump shot.
- Strength numbers are at highest levels of his career, including a 60-pound gain in bench press.
- Ability to get fouled a lot due to his attack mentality.
- Max bench: 285, up 80 pounds since his arrival. 185 Bench: 13x.
- Entertaining personality with a quick wit.
- Coaches want him to be the Carmelo Anthony of the team.
- Grew up working on his game with John Lucas.
- Transferred from University of Texas in fall of 2013, sitting out 2013-14 due to NCAA transfer rules.
- Averaged 13.5 points and 3.9 rebounds as a sophomore for the Longhorns.
- Favorites: Food: Sloppy Joe and Chipotle. Movie: Chuckie. Pro athlete: Kyrie Irving. Quote: Elite. Ice cream flavor: Vanilla.
- Why UM: Coach L. Started playing basketball: Age 3.
- McClellan after watching Miami play in the 2013 NCAA Tournament games in Austin, Texas: "I liked the plays they ran, the open-court stuff, and the way they all seemed to be playing for each other. They seemed to be having fun, and the coaches seemed positive on the bench. I wish I had come here as a freshman."

"At UM, everything is positive, never any negative energy. Coach L is like a father on the court. I love him to death. I like how positive he is, whether after a bad shot or reminding us to move on to the next play. That's how I liked to be pushed, not by negative reinforcement." – Sheldon McClellan

High School: No. 47 prospect nationally in the ESPNU 100 and No. 60 prospect by Rivals.com following senior season ... Averaged a team-best 25.6 points, 7.2 rebounds, 5.0 assists and 2.0 steals per game while helping Bellaire to a 20-9 mark and the first round of the Class 5A state playoffs ... Career-high 56 points in the season-opening win against Booker T. Washington ... Averaged 20 points per game while leading Bellaire to a 35-2 record and a trip to the Class 5A regional finals in his junior season ... Coached by Bruce Glover.

Personal: Born Dec. 21, 1992 in Houston, Texas ... Full name is Sheldon Reeves McClellan ... Son of Angel Johnson (mother) ... Brother to Justin Jones ... Majoring in liberal arts ... Played AAU for Houston Select ... Cousin Jawaan McClellan played basketball for Arizona and professionally overseas ... Favorite food is a homemade sloppy joe.

2011-12				2012-13			
Opposition	P	R	A	Opposition	P	R	A
Boston Univ.	6	1	2	Fresno State	20	2	0
Rhode Island	10	2	0	Coppin State	25	2	1
vs Oregon State	12	5	1	vs Chaminade	14	1	1
vs NC State	16	3	0	vs USC	11	7	1
Sam Houston St.	12	6	0	vs Mississippi St.	19	5	0
North Texas	8	1	0	Sam Houston St.	16	8	0
at UCLA	8	2	0	UT Arlington	14	5	1
UT Arlington	23	6	0	vs Georgetown	12	4	0
Texas State	13	6	1	vs UCLA	12	2	3
Nichols State	12	3	1	Texas State	10	8	2
Temple	6	8	0	North Carolina	18	6	3
at North Carolina	16	2	0	at Michigan St.	13	2	0
Rice	19	2	0	Rice	14	9	0
at Iowa State	14	4	0	at Baylor	21	5	2
Oklahoma State	6	4	1	West Virginia	9	5	0
Texas A&M	7	0	1	at Iowa State	0	0	0
at Missouri	6	3	2	Kansas	18	1	1
at Kansas State	19	3	2	at Oklahoma	25	4	2
Kansas	11	5	1	Texas Tech	10	3	0
Iowa State	5	2	1	at Kansas State	15	4	1
at Baylor	2	0	1	TCU	15	3	0
Missouri	2	3	0	at West Virginia	14	8	1
Texas Tech	17	3	1	Oklahoma State	4	2	0
at Texas A&M	15	3	0	Iowa State	18	8	0
Kansas State	11	7	0	at Kansas	7	4	0
at Oklahoma	13	5	0	at TCU	0	0	0
at Oklahoma St.	15	2	0	Kansas State	15	5	1
Baylor	13	5	0	Oklahoma	18	8	3
at Texas Tech	7	3	1	at Oklahoma St.	0	2	0
Oklahoma	24	3	0	Baylor	23	1	0
at Kansas	6	2	2	at Texas Tech	27	4	2
vs Iowa State	9	2	0	vs TCU	12	1	1
vs Missouri	10	4	0	vs Kansas State	5	1	1
vs Cincinnati	10	2	3	at Houston	6	2	2

McClellan Season / Career Highs

Points

Season: 31, at Charlotte, 11/25/14
Career: 31, at Charlotte, 11/25/14
ACC: 24, at Boston College, 2/16/15

Rebounds

Season: 11, at Charlotte, 11/25/14
Career: 11, at Charlotte, 11/25/14
ACC: 10, vs. NC State, 1/22/15

Assists

Season: 5 (3x) last at Virginia Tech, 3/7/15
Career: 5 (3x) last at Virginia Tech, 3/7/15
ACC: 5 (2x) last at Virginia Tech, 3/7/15

Steals

Season: 3 (2x) last vs. Virginia, 01/03/15
Career: 4, at Kansas, 2/16/13
ACC: 3, vs. Virginia, 01/03/15

Blocked Shots

Season: 1 (6x) last vs. Virginia Tech, 3/11/15
Career: 1 (12x), last vs. Virginia Tech, 3/11/15
ACC: 1 (5x) last at Virginia Tech, 3/7/15

Field Goals

Season: 11, at Charlotte, 11/25/14
Career: 11, at Charlotte, 11/25/14
ACC: 8, at Boston College, 2/16/15

Field Goal Attempts

Season: 17, at Charlotte, 11/25/14
Career: 20, at Oklahoma, 1/21/13
ACC: 16, at Pittsburgh, 3/4/15

Free Throws

Season: 7 (2x) last at Pittsburgh, 3/4/15
Career: 14, vs. Fresno State, 11/9/12
ACC: 7 (2x) last at Pittsburgh, 3/4/15

Free Throw Attempts

Season: 8, at Pittsburgh, 3/4/15
Career: 14, vs. Fresno State, 11/9/12
ACC: 8, at Pittsburgh, 3/4/15

3-Point Field Goals

Season: 5, at Charlotte, 11/25/14
Career: 5, at Charlotte, 11/25/14
ACC: 4, at Boston College, 2/16/15

3-Point Field Goal Attempts

Season: 8, vs. Providence, 12/22/14
Career: 9, vs. Oklahoma 2/29/12
ACC: 7 (2x) last at Boston College, 2/16/15

Minutes

Season: 50, vs. Virginia, 01/03/15
Career: 50, vs. Virginia, 01/03/15
ACC: 50, vs. Virginia, 01/03/15


McCLELLAN CAREER STATISTICS

Texas	GP	GS	Min.	Avg.	FG	FGA	Pct.	FG	FGA	Pct.	FT	FTA	Pct.	Off.	Def.	Tot.	Avg.	PF	FO	Ast.	TO	Blk	Stl	Pts.	Avg.
2011-12	34	9	879	25.9	129	288	.448	35	113	.310	90	119	.756	39	73	112	3.3	34	0	21	30	3	35	383	11.3
2012-13	34	15	929	27.3	136	356	.382	33	121	.273	155	186	.833	36	96	132	3.9	28	0	29	57	3	28	460	13.5
TOTAL	68	24	1808	26.6	265	644	.411	68	234	.291	245	305	.803	75	169	244	3.6	62	0	50	87	6	63	843	12.4

Miami	GP	GS	Min.	Avg.	FG	FGA	Pct.	FG	FGA	Pct.	FT	FTA	Pct.	Off.	Def.	Tot.	Avg.	PF	FO	Ast.	TO	Blk	Stl	Pts.	Avg.
2014-15	32	32	1072	33.5	167	333	.502	48	128	.375	92	114	.807	26	122	148	4.6	50	0	66	42	6	29	474	14.8

McCLELLAN 2014-15

Opponent	Date	GS	Min	FG	FGA	Pct	3FG	FGA	Pct	FTL	FTA	Pct	Off	Def	Tot	Avg	PF	FO	A	TO	Blk	Stl	Pts	Avg
HOWARD	11-14-14	*	25	8	12	.667	0	3	.000	3	4	.750	0	4	4	4.0	1	0	2	2	0	1	19	19.0
at Florida	11-17-14	*	39	4	10	.400	0	1	.000	1	3	.333	2	5	7	5.5	1	0	5	1	0	0	9	14.0
vs Drexel	11-20-14	*	32	2	7	.286	1	3	.333	0	0	.000	1	4	5	5.3	0	0	3	1	0	1	5	11.0
vs Akron	11-21-14	*	27	7	11	.636	1	3	.333	2	3	.667	0	6	6	5.5	2	0	3	3	0	3	17	12.5
vs Charlotte	11-23-14	*	36	9	15	.600	0	2	.000	1	1	1.000	3	5	8	6.0	3	0	3	3	0	1	19	13.8
at Charlotte	11-25-14	*	34	11	17	.647	5	7	.714	4	4	1.000	1	10	11	6.8	1	0	3	3	0	2	31	16.7
SOUTH ALABAMA	11-28-14	*	29	6	6	1.000	1	1	1.000	4	4	1.000	0	2	2	6.1	1	0	2	1	0	0	17	16.7
ILLINOIS	12-02-14	*	37	5	10	.500	2	4	.500	2	2	1.000	1	8	9	6.5	2	0	2	0	0	0	14	16.4
GREEN BAY	12-06-14	*	33	7	16	.438	1	3	.333	1	2	.500	2	6	8	6.7	4	0	1	0	0	0	16	16.3
SAVANNAH STATE	12-08-14	*	29	4	5	.800	1	1	1.000	6	6	1.000	2	2	4	6.4	3	0	3	2	0	2	15	16.2
EASTERN KENTUCKY	12-19-14	*	32	4	9	.444	3	7	.429	3	6	.500	0	1	1	5.9	4	0	1	3	0	0	14	16.0
vs Providence	12-22-14	*	38	6	15	.400	2	8	.250	3	3	1.000	2	2	4	5.8	3	0	1	2	0	2	17	16.1
CHARLESTON	12-30-14	*	25	4	7	.571	1	1	1.000	2	3	.667	1	1	2	5.5	1	0	0	0	0	0	11	15.7
VIRGINIA	01-03-15	*	50	4	10	.400	2	6	.333	6	6	1.000	2	6	8	5.6	3	0	0	5	0	3	16	15.7
BOSTON COLLEGE	01-10-15	*	36	5	10	.500	1	3	.333	0	1	.000	1	5	6	5.7	2	0	2	0	1	0	11	15.4
at Duke	01-13-15	*	31	5	11	.455	1	5	.200	3	4	.750	0	3	3	5.5	1	0	2	1	0	1	14	15.3
at Notre Dame	01-17-15	*	36	6	13	.462	2	6	.333	3	3	1.000	0	2	2	5.3	0	0	1	1	1	1	17	15.4
NC STATE	01-22-15	*	32	4	8	.500	1	3	.333	7	7	1.000	2	8	10	5.6	0	0	3	0	0	0	16	15.4
at Syracuse	01-24-15	*	27	3	9	.333	0	4	.000	1	2	.500	0	5	5	5.5	1	0	1	1	0	2	7	15.0
GEORGIA TECH	01-28-15	*	30	2	7	.286	0	2	.000	2	2	1.000	0	0	0	5.3	1	0	0	1	0	0	6	14.6
at Florida State	02-01-15	*	34	4	10	.400	3	7	.429	2	4	.500	0	2	2	5.1	1	0	3	2	0	1	13	14.5
LOUISVILLE	02-03-15	*	25	2	5	.400	0	1	.000	2	2	1.000	0	2	2	5.0	1	0	0	1	0	2	6	14.1
CLEMSON	02-08-15	*	31	6	8	.750	3	5	.600	4	4	1.000	0	3	3	4.9	0	0	1	1	1	0	19	14.3
at Wake Forest	02-11-15	*	36	4	9	.444	1	4	.250	2	4	.500	2	6	8	5.0	1	0	5	1	0	0	11	14.2
at Boston College	02-16-15	*	48	8	15	.533	4	7	.571	4	4	1.000	0	4	4	5.0	2	0	3	0	0	0	24	14.6
VIRGINIA TECH	02-18-15	*	28	7	10	.700	2	3	.667	5	6	.833	0	3	3	4.9	0	0	3	1	1	1	21	14.8
at Louisville	02-21-15	*	37	7	13	.538	3	6	.500	0	0	.000	1	3	4	4.9	1	0	2	0	0	1	17	14.9
FLORIDA STATE	02-25-15	*	37	6	12	.500	2	4	.500	5	6	.833	0	2	2	4.8	1	0	2	1	0	1	19	15.0
NORTH CAROLINA	02-28-15	*	25	4	10	.400	2	6	.333	1	2	.500	0	1	1	4.6	4	0	0	2	0	1	11	14.9
at PITT	03-04-15	*	38	6	16	.375	1	4	.250	7	8	.875	2	2	4	4.6	2	0	4	2	0	1	20	15.1
at Virginia Tech	03-07-15	*	35	2	8	.250	0	4	.000	2	2	1.000	1	3	4	4.6	1	0	5	1	1	2	6	14.8
vs Virginia Tech	03-11-15	*	40	5	9	.556	2	4	.500	4	6	.667	0	6	6	4.6	2	0	0	0	1	0	16	14.8



KAMARI MURPHY

Junior | Forward | 6-9 | 216

21

Brooklyn, N.Y. | Oklahoma State | IMG | Lincoln HS

- Transferred from Oklahoma State in fall of 2014. Sitting out 2014-15 season due to NCAA transfer rules.
- Explosive athlete with pogo-stick type hops.
- Takes pride in defense - can guard positions 1-5.
- Treats practice like games, competing hard and wanting to win drills.
- Focused on increasing skill level to become a consistent perimeter shooter and gain a proficient inside-outside game.
- Led Cowboys in total rebounds and total blocks as a sophomore.
- Spent post-graduate year at IMG Academy in Bradenton, Fla.
- Graduated from Lincoln High School in Brooklyn, N.Y., same school that produced Stephon Marbury, Sebastian Telfair and Lance Stephenson.
- Also played football for two seasons in high school.
- Favorites: Food: Baked mac and cheese. Movies: Gone in 60 Seconds and Friday Night Lights. Pro athlete: LeBron James, Tiger Woods. Advice received: Life is not a sprint, it is a marathon. Ice cream flavor: Strawberry.
- Biggest fear: Bugs. Why UM: Coach L. Started playing basketball: Age 10.

As a Sophomore at Oklahoma State (2013-14)

Led Cowboys in total rebounds pulling down 199 for the season, as well as blocks with total of 40, despite missing the season opener vs MVSU ... Pulled down six rebounds and blocked two shots in first game of the season vs. Utah Valley ... Grabbed six rebounds and blocked career high four shots vs. Delaware State ... Recorded first career double-double with 10 points and 10 rebounds at Texas ... Scored season high 12 points at Kansas ... Established career high with three steals and matched career high with four blocked shots vs. Texas ... Recorded second 10-point, eight-rebound effort of season against Robert Morris ... Perfect 5-of-5 from floor for 10 points vs. Louisiana Tech ... Ten points and eight rebounds vs. Butler ... Seven points, six boards and two shots vs. Arkansas-Pine Bluff ... Grabbed team-leading, season high 13 rebounds vs. Oklahoma (2/15) ... Eighth in blocks per game (1.3 bpg) and 15th in rebounding in Big 12.

As a Freshman at Oklahoma State (2012-13)

Grabbed six rebounds in semifinal game against Kansas State at Big 12 Championship ... Scored eight points, including six in first half, and grabbed four boards against Baylor ... Extremely efficient at Kansas, scoring four points, grabbing five rebounds and dishing out an assist in eight minutes ... Came off bench last five games after starting first 15 contests of season ... Career-high six trips to charity stripe vs Texas Tech ... Dished out career-best three assists vs TCU ... Scored 12 points against Tennessee Tech ... Scored career-high 13 points at Virginia Tech ... Recorded first collegiate double-figure rebounding game with career-high 10 boards vs sixth-ranked N.C. State ... Started first game as collegian in season opener against UC Davis ... Blocked four shots against the Aggies, tying for ninth-most by a Cowboy freshman in school history.

High School

Ranked No. 10 on HoopScoop's list of top fifth-year players in 2012 ... Spent post-graduate year at IMG Academy in Bradenton, Fla., and was starting forward for IMG ... Averaged 20 points, 10 rebounds and three assists for team that finished 28-2 against prep schools and was ranked among the top-five nationally ... Graduated from Lincoln High School in Brooklyn, N.Y. -- same school that produced Stephon Marbury, Sebastian Telfair and Lance Stephenson ... Team captain junior and senior seasons under head coach Dwayne Marton ... Averaged 17 points and more than 10 rebounds per game as senior ... Helped lead Railsplitters to PSAL Class-AA title game as senior and Brooklyn regular-season crown and borough title ... Ranked as No. 6 player in state of New York in 2011 according to HoopScoop ... Listed as one of four "standout players" at Super 16 Showcase in Hartford, Conn., in July of 2011 ... Also played football for two seasons in high school ... Recruited by UConn, Miami, Missouri, Louisville, Virginia, Virginia Tech, St. Johns, Rutgers, Florida and Florida State out of high school.

Personal

Born Kamari Michael Murphy on Dec. 14, 1993 ... Son of Michael Murphy and Kemel and Kaheem Draper ... Second oldest of six boys: Jacori, Kusamae, Maalik, Mikwan and Kieron ... Enjoys swimming, playing volleyball and football, and playing video games in his spare time.


2013-14				2012-13			
Opposition	P	R	A	Opposition	P	R	A
Utah Valley	2	6	1	UC Davis	7	6	0
Arkansas-Pine-Bluff	7	6	0	vs Akron	1	6	0
Memphis	5	7	1	vs Tennessee	4	7	1
at USF	0	5	2	vs NC State	4	10	1
vs Purdue	6	6	0	Portland State	9	5	0
vs Butler	10	8	2	at Virginia Tech	13	5	1
vs Memphis	6	6	0	USF	8	7	2
South Carolina	8	7	0	Missouri State	4	9	2
vs Louisiana Tech	10	3	1	Central Arkansas	9	7	1
Delaware State	5	7	1	UT Arlington	2	1	0
vs Colorado	4	5	0	Tennessee Tech	12	5	2
Robert Morris	10	8	3	Gonzaga	0	1	0
at Kansas State	2	3	1	at Kansas State	6	1	0
Texas	4	5	1	TCU	4	6	3
at West Virginia	7	5	0	at Oklahoma	0	3	0
TCU	8	8	0	Texas Tech	5	5	2
at Kansas	12	1	1	at Baylor	0	0	0
West Virginia	0	2	0	West Virginia	0	0	0
at Oklahoma	4	9	2	Iowa State	0	1	0
Baylor	9	5	0	at Kansas	4	5	1
Iowa State	7	6	0	Baylor	8	4	1
at Texas Tech	4	6	1	at Texas	5	6	1
at Texas	10	10	0	at Texas Tech	4	4	0
Oklahoma	7	13	1	Oklahoma	2	4	0
Kansas	3	9	2	Kansas	0	0	0
Texas Tech	10	6	2	at West Virginia	2	2	1
at TCU	6	11	1	at TCU	2	1	0
Kansas	8	4	0	Texas	1	4	0
Kansas State	4	6	0	at Iowa State	2	2	1
at Iowa State	6	9	0	Kansas State	0	1	0
vs Texas Tech	2	1	0	vs Baylor	2	0	1
vs Kansas	6	6	0	vs Kansas State	2	6	0
vs Gonzaga	8	8	0	Oregon	4	6	0

Murphy Season / Career Highs

Points	Career: 13 at Virginia Tech, 12/1/12
Rebounds	Career: 13 vs. Oklahoma, 2/15/14
Assists	Career: 3 (2x) last vs. Robert Morris, 12/30/13
Steals	Career: 3 vs. Texas, 1/8/14
Blocked Shots	Career: 4 (3x) last vs. Texas, 1/8/14
Field Goals	Career: 6 at Virginia Tech, 12/1/12
Field Goal Attempts	Career: 11 vs. Gonzaga, 3/21/14
Free Throws	Career: 4 (2x) last vs. Kansas State, 3/3/14
Free Throw Attempts	Career: 6 vs. Texas Tech, 1/19/13
3-Point Field Goals	Career: 1 (2x) last vs. Central Ark., 12/16/12
3-Point Field Goal Attempts	Career: 1 (4x) last vs. Central Ark., 12/16/12
Foul Disqualifications	Career: 12 total
Minutes	Career: 41 at Iowa State, 3/8/14

MURPHY OKLAHOMA STATE STATISTICS

Season	GP	GS	Min.	Avg.	FG	FGA	Pct.	3-Point	FG	FGA	Pct.	Free Throws	FG	Pct.	Off.	Def.	Tot.	Avg.	PF	FO	Ast.	TO	Blk	Stl	Pts.	Avg.
2012-13	33	15	596	18.1	53	115	.461	2	4	.500		18	35	.514	52	78	130	3.9	73	2	21	35	20	8	126	3.8
2013-14	33	21	855	25.9	82	153	.536	0	0	.000		36	63	.571	63	144	207	6.3	113	10	23	38	41	17	200	6.1
Totals	66	36	1451	22.0	135	268	.504	2	4	.500		54	98	.551	115	222	337	5.1	186	12	44	73	61	25	326	4.9



JA'QUAN NEWTON

Freshman | Guard | 6-2 | 185

Philadelphia, Pa. | Neumann-Goretti HS

0

Newton Season Highs

Points

Season: 16, at Notre Dame, 1/17/15
ACC: 16, at Notre Dame, 1/17/15

Rebounds

Season: 4, at Virginia Tech, 3/7/15
ACC: 4, at Virginia Tech, 3/7/15

Assists

Season: 5, at Notre Dame, 1/17/15
ACC: 5, at Notre Dame, 1/17/15

Steals

Season: 1 (7x), last vs. North Carolina, 2/28/15
ACC: 1 (2x) last vs. North Carolina, 2/28/15

Blocked Shots

Season: 1 (2x) last at Notre Dame, 1/17/15
ACC: 1, at Notre Dame, 1/17/15

Field Goals

Season: 6, at Notre Dame, 1/17/15
ACC: 6, at Notre Dame, 1/17/15

Field Goal Attempts

Season: 9, at Notre Dame, 1/17/15
ACC: 9, at Notre Dame, 1/17/15

Free Throws

Season: 6, vs. Howard, 11/14/14
ACC: 4 (2x) last at Virginia Tech, 3/7/15

Free Throw Attempts

Season: 7, vs. Charleston, 12/30/14
ACC: 6, at Notre Dame, 1/17/15

3-Point Field Goals

Season: 1 (2x) last at Wake Forest, 2/11/15
ACC: 1 (2x) last at Wake Forest, 2/11/15

3-Point Field Goal Attempts

Season: 2 (2x) last vs. Louisville, 2/3/15
ACC: 2 (2x) last vs. Louisville, 2/3/15

Minutes

Season: 33, at Pittsburgh, 3/4/15
ACC: 33, at Pittsburgh, 3/4/15

"One of the things about Ja'Quan, is that he played in a very competitive league in high school and is versatile, so he can play with a lot of different types of guys. He knows how to score." — Coach L

- Competitor with a real feel for the game. Fearless and relentless. Passionate and energetic.
- Knack for getting in the lane off the dribble, then makes good decisions in the lane: floater, pass, dribble.
- Improved defensively and can play multiple positions, on and off of the ball.
- Getting stronger daily.
- Tremendous ability to finish 8-feet and in. Working to become a better 3-point shooter.
- Max bench: 236, up 60 pounds since his arrival. 185 Bench: 7x.
- Ranked No. 58 in ESPN's Top 100.
- Ranked No. 1 in the state and is the 12th-best PG in the country by ESPN.
- Scored 1,972 career points in high school.
- Leading scorer in both the history of the Catholic School League in Philadelphia and in Neumann-Goretti history. Owns three PIAA state titles.
- Mother passed away March 2014 after 3-year battle with breast cancer, one day prior to state championship game in which Newton scored 33 points.
- Played on Cherashore Playground basketball court at 10th and Olney in Philadelphia. Played in the Chosen League.
- Dad, Joe Newton, was NABC Division II national player of the year out of the University of Central Oklahoma.
- Favorites: Food: Fried chicken. Movie: Friday. Pro athlete: LeBron James. Subject in school: Math. Ice cream flavor: Vanilla. Cartoon: Tom and Jerry. Player when I was a kid: Allen Iverson.
- Why UM: Style of play and city of Miami. Ideal job after hoops: Coach.


High School: Ranked No. 58 in ESPN's Top 100 ... Ranked No. 1 in the state and is the 12th-best PG in the country by ESPN ... Catholic League MVP ... All-Catholic First Team ... Led team with 21.7 points Scored 1,972 career points in high school ... Guided the Saints to 22-4 record and sixth-straight Catholic League Championship ... Scored 15 of his 23 points in second half to seal the victory ... Started four-straight years in Catholic League Championship game ... Leading scorer in both the history of the Catholic School League in Philadelphia and in Neumann-Goretti history ... Secured a double-double with 14 points and 10 rebounds in first round of the Pennsylvania Interscholastic Athletic Association playoffs ... Scored 33 points and go-ahead bucket in overtime to win PIAA Class AAA Championship ... Consensus Top 60 player ... Averaged 18.0 points as a junior.

Personal: Born Ja'Quan Naasir Newton on August 23, 1995 in Philadelphia ... Son of the late Lisa Brown, and Joe Newton ... Brother to Cary Rudd and Miing Newton ... Mother passed away March 2014 after 3-year battle with breast cancer, one day prior to state championship game in which Newton scored 33 points ... NBPA Top 100 Camp ... LeBron James Skills Academy ... Played AAU ball for Team Final, the same squad as Miami teammate Davon Reed ... Also recruited by UCLA, Texas A&M and Minnesota.

NEWTON CAREER STATISTICS

Season	GP	GS	Min.	Avg.	FG	FGA	Pct.	3-Point FG	3-Point FGA	3-Point Pct.	FT	FTA	Pct.	Off.	Def.	Tot.	Avg.	PF	FO	Ast.	TO	Blk	Stl	Pts.	Avg.
2014-15	29	2	369	12.7	34	80	.425	2	8	.250	34	54	.630	5	23	28	1.0	27	0	39	30	2	8	104	3.6

NEWTON 2014-15		TOTAL					3-PTS			FREE THROWS			REBOUNDS													
Opponent	Date	GS	Min	FG	FGA	Pct	3FG	FGA	Pct	FT	FTA	Pct	Off	Def	Tot	Avg	PF	FO	A	TO	Blk	Stl	Pts	Avg		
HOWARD	11-14-14	16	1	2	.500	0	0	.000	6	6	1.000	0	0	0	0.0	2	0	0	0	0	0	0	8	8.0		
at Florida	11-17-14	12	2	3	.667	0	0	.000	1	2	.500	0	1	1	0.5	0	0	3	1	0	0	5	6.5			
vs Drexel	11-20-14	19	2	3	.667	0	0	.000	3	3	1.000	0	1	1	0.7	1	0	3	4	0	1	7	6.7			
vs Akron	11-21-14	19	1	5	.200	0	0	.000	2	4	.500	0	0	0	0.5	0	0	1	0	0	1	4	6.0			
vs Charlotte	11-23-14	14	1	3	.333	0	0	.000	1	4	.250	1	2	3	1.0	0	0	3	2	0	1	3	5.4			
at Charlotte	11-25-14	7	0	1	.000	0	0	.000	0	0	.000	0	0	0	0.8	2	0	0	0	0	0	0	4.5			
SOUTH ALABAMA	11-28-14	17	2	3	.667	0	0	.000	1	2	.500	0	1	1	0.9	1	0	0	1	0	0	5	4.6			
ILLINOIS	12-02-14	5	0	0	.000	0	0	.000	0	0	.000	0	2	2	1.0	2	0	1	0	0	0	0	4.0			
GREEN BAY	12-06-14	4	0	2	.000	0	1	.000	0	0	.000	0	0	0	0.9	0	0	0	1	0	0	0	3.6			
SAVANNAH STATE	12-08-14	6	1	1	1.000	0	0	.000	0	0	.000	0	0	0	0.8	0	0	0	0	0	1	2	3.4			
EASTERN KENTUCKY	12-19-14	19	0	1	.000	0	0	.000	2	2	1.000	1	1	2	0.9	2	0	3	0	1	0	2	3.3			
vs Providence	12-22-14	9	1	2	.500	0	0	.000	1	1	1.000	0	0	0	0.8	0	0	1	1	0	1	3	3.3			
CHARLESTON	12-30-14	12	1	1	1.000	0	0	.000	4	7	.571	0	0	0	0.8	1	0	0	0	0	0	6	3.5			
VIRGINIA	01-03-15	5	0	2	.000	0	0	.000	0	0	.000	0	1	1	0.8	1	0	1	1	0	0	0	3.2			
at Duke	01-13-15	10	2	3	.667	0	0	.000	0	1	.000	1	1	2	0.9	2	0	3	4	0	0	4	3.3			
at Notre Dame	01-17-15	28	6	9	.667	0	0	.000	4	6	.667	2	0	2	0.9	1	0	5	2	1	1	16	4.1			
NC STATE	01-22-15	5	0	2	.000	0	0	.000	0	0	.000	0	0	0	0.9	1	0	1	0	0	0	0	3.8			
at Syracuse	01-24-15	9	1	2	.500	1	2	.500	0	0	.000	0	0	0	0.8	0	0	0	0	0	0	3	3.8			
GEORGIA TECH	01-28-15	7	1	1	1.000	0	0	.000	1	2	.500	0	0	0	0.8	3	0	0	1	0	0	3	3.7			
at Florida State	02-01-15	4	1	1	1.000	0	0	.000	0	0	.000	0	0	0	0.8	0	0	1	0	0	0	2	3.7			
LOUISVILLE	02-03-15	19	0	5	.000	0	2	.000	3	4	.750	0	1	1	0.8	0	0	1	2	0	0	3	3.6			
CLEMSON	02-08-15	*	17	0	1	.000	0	0	.000	1	4	.250	0	1	1	0.8	1	0	1	2	0	0	1	3.5		
at Wake Forest	02-11-15	*	15	2	4	.500	1	1	1.000	0	0	.000	0	0	0	0.7	1	0	2	1	0	0	5	3.6		
at Boston College	02-16-15	2	0	1	.000	0	0	.000	0	0	.000	0	0	0	0.7	0	0	0	0	0	0	0	3.4			
VIRGINIA TECH	02-18-15	5	0	0	.000	0	0	.000	0	0	.000	0	0	0	0.7	0	0	1	0	0	0	0	3.3			
NORTH CAROLINA	02-28-15	21	5	7	.714	0	1	.000	0	0	.000	0	1	1	0.7	3	0	4	3	0	1	10	3.5			
at PITT	03-04-15	33	2	8	.250	0	0	.000	0	2	.000	0	3	3	0.8	1	0	1	0	0	0	4	3.6			
at Virginia Tech	03-07-15	22	2	6	.333	0	1	.000	4	4	1.000	0	4	4	0.9	1	0	3	1	0	0	8	3.7			
vs Virginia Tech	03-11-15	8	0	1	.000	0	0	.000	0	0	.000	0	3	3	1.0	1	0	0	3	0	1	0	3.6			



JAMES PALMER

Freshman | Guard | 6-5 | 200

Washington, D.C. | St. John's College HS

12

Palmer Season Highs

Points

Season: 17, at Virginia Tech, 3/7/15
ACC: 17, at Virginia Tech, 3/7/15

Rebounds

Season: 4 (2x) last at Virginia Tech, 3/7/15
ACC: 4, at Virginia Tech, 3/7/15

Assists

Season: 3 (3x) last vs. Virginia Tech, 2/18/15
ACC: 3, vs. Virginia Tech, 2/18/15

Steals

Season: 1 (4x) last at Boston College, 2/16/15
ACC: 1, at Boston College, 2/16/15

Blocked Shots

Season: 1 (8x) last vs. Virginia Tech, 3/11/15
ACC: 1 (2x) last at Louisville, 2/21/15

Field Goals

Season: 5 (2x) last at Virginia Tech, 3/7/15
ACC: 5, at Virginia Tech, 3/7/15

Field Goal Attempts

Season: 10, at Virginia Tech, 3/7/15
ACC: 10, at Virginia Tech, 3/7/15

Free Throws

Season: 3, at Notre Dame, 1/17/15
ACC: 3, at Notre Dame, 1/17/15

Free Throw Attempts

Season: 4, at Notre Dame, 1/17/15
ACC: 4, at Notre Dame, 1/17/15

3-Point Field Goals

Season: 5, at Virginia Tech, 3/7/15
ACC: 5, at Virginia Tech, 3/7/15

3-Point Field Goal Attempts

Season: 5 (3x) last at Virginia Tech, 3/7/15
ACC: 5 (2x) last at Virginia Tech, 3/7/15

Minutes

Season: 27 (2x) last at Virginia Tech, 3/7/15
ACC: 27, at Virginia Tech, 3/7/15

"Not necessarily as a freshman, but during the course of his career he could be one of our best players. James has size, he has skill, can pass, dribble, shoot, can shoot threes. He's very good. As he matures he's going to be a terrific player." – Coach L

- Intelligent with a high basketball IQ after playing at a high level in high school and AAU due to good coaching.
- Maturing physically and growing into his long limbs.
- Young player - turned 18 in late July, prior to freshman year.
- Can play positions 1-4.
- Makes tough left- and right-handed layups.
- Good pull-up jumper and can make 3-pointers.
- Max bench: 240, up 35 pounds since his arrival. 185 Bench: 7x.
- In Spain in August 2014, shot team best 68 percent from the floor and hit 57 percent (8-15) from distance en route to 11.5 ppg.
- Enjoys life and has a good sense of humor.
- Ranked No. 1 player in the D.C. region, by ESPN.
- Played AAU ball for Team Takeover.
- Favorites: Food: Shrimp. Movie: Friday. Pro athletes: Kobe Bryant and Michael Jordan. Ice cream: Cookies and cream.
- Best advice received: Stay humble, stay hungry. Why UM: Great coaches, playing style and weather. Started playing basketball: Age 7.

High School: Ranked No. 1 player in the D.C. region, by ESPN ... Senior year averaged team-high 15.7 points per game ... Played in D.C. State Athletic Association semifinal ... Led Cadets to 27-4 record ... Helped squad to a 20-win season by averaging 12 points, five rebounds and two assists as a junior ... First team all-conference ... Team captain ... Coached by Sean McAloon at St. John's College HS.

Personal: Born James Alfred Palmer, Jr., on July 31, 1996 in Washington, D.C. ... Son of Diane McFadden and the late James Palmer, Sr. ... Brother to Tijree and Tijisha ... Played AAU ball for Team Takeover ... Also recruited by Memphis, Wake Forest, Rutgers, Cincinnati and Maryland.

PALMER CAREER STATISTICS

Season	GP	GS	Min.	Avg.	FG	FGA	Pct.	3-Point FG	3-Point FGA	3-Point Pct.	Free Throws FT	Free Throws FTA	Free Throws Pct.	Off.	Rebounds Def.	Rebounds Tot.	Avg.	PF	FO	Ast.	TO	Blk	Stl	Pts.	Scoring Avg.
2014-15	32	4	437	13.7	46	109	.422	22	58	.379	12	19	.632	10	34	44	1.4	25	0	21	25	8	4	126	3.9

PALMER 2014-15		TOTAL					3-PTS			FREE THROWS			REBOUNDS														
Opponent	Date	GS	Min	FG	FGA	Pct	3FG	FGA	Pct	FT	FTA	Pct	Off	Def	Tot	Avg	PF	FO	A	TO	Blk	Stl	Pts	Avg			
HOWARD	11-14-14		18	2	5	.400	2	5	.400	0	0	.000	0	2	2	2.0	1	0	2	2	1	1	6	6.0			
at Florida	11-17-14		27	4	9	.444	2	3	.667	0	0	.000	0	0	0	1.0	2	0	0	3	0	0	10	8.0			
vs Drexel	11-20-14		12	2	3	.667	2	2	1.000	0	0	.000	0	0	0	0.7	0	0	0	0	0	0	6	7.3			
vs Akron	11-21-14		23	3	5	.600	2	4	.500	0	0	.000	1	2	3	1.3	1	0	0	3	1	0	8	7.5			
vs Charlotte	11-23-14		23	5	7	.714	2	3	.667	0	0	.000	1	1	2	1.4	0	0	1	1	0	1	12	8.4			
at Charlotte	11-25-14		21	1	4	.250	0	2	.000	1	2	.500	0	2	2	1.5	2	0	0	2	1	0	3	7.5			
SOUTH ALABAMA	11-28-14		23	3	7	.429	0	3	.000	0	1	.000	2	2	4	1.9	0	0	3	0	1	0	6	7.3			
ILLINOIS	12-02-14		9	0	2	.000	0	1	.000	0	0	.000	0	0	0	1.6	0	0	0	0	0	0	0	6.4			
GREEN BAY	12-06-14		16	0	2	.000	0	1	.000	0	0	.000	0	0	0	1.4	2	0	2	1	0	0	0	5.7			
SAVANNAH STATE	12-08-14		11	1	2	.500	0	1	.000	0	0	.000	1	0	1	1.4	0	0	0	2	0	1	2	5.3			
EASTERN KENTUCKY	12-19-14		4	0	0	.000	0	0	.000	0	0	.000	0	1	1	1.4	0	0	0	1	0	0	0	4.8			
vs Providence	12-22-14		8	0	0	.000	0	0	.000	0	0	.000	0	0	0	1.3	3	0	2	1	0	0	0	4.4			
CHARLESTON	12-30-14		25	2	5	.400	1	3	.333	0	2	.000	0	2	2	1.3	0	0	3	0	1	0	5	4.5			
VIRGINIA	01-03-15		6	0	2	.000	0	1	.000	0	0	.000	0	0	0	1.2	0	0	1	0	0	0	0	4.1			
BOSTON COLLEGE	01-10-15		3	0	0	.000	0	0	.000	0	0	.000	0	0	0	1.1	0	0	0	0	0	0	0	3.9			
at Duke	01-13-15		5	1	2	.500	0	1	.000	0	0	.000	0	2	2	1.2	1	0	0	0	0	0	2	3.8			
at Notre Dame	01-17-15		19	3	3	1.000	2	2	1.000	3	4	.750	0	1	1	1.2	0	0	0	0	0	0	11	4.2			
NC STATE	01-22-15		12	2	3	.667	2	3	.667	1	2	.500	0	0	0	1.1	0	0	0	1	0	0	7	4.3			
at Syracuse	01-24-15		12	1	3	.333	0	2	.000	0	0	.000	0	1	1	1.1	1	0	1	1	0	0	2	4.2			
GEORGIA TECH	01-28-15		19	3	6	.500	0	2	.000	0	0	.000	0	2	2	1.2	1	0	0	0	0	0	6	4.3			
at Florida State	02-01-15		3	0	1	.000	0	0	.000	0	0	.000	0	1	1	1.1	0	0	0	0	0	0	0	4.1			
LOUISVILLE	02-03-15		8	1	4	.250	0	2	.000	1	2	.500	0	1	1	1.1	2	0	0	0	0	0	3	4.0			
CLEMSON	02-08-15		11	1	5	.200	0	2	.000	0	0	.000	1	2	3	1.2	0	0	0	0	0	0	2	4.0			
at Wake Forest	02-11-15		14	2	4	.500	0	1	.000	2	2	1.000	1	2	3	1.3	1	0	1	0	0	0	6	4.0			
at Boston College	02-16-15	*	24	0	4	.000	0	3	.000	2	2	1.000	0	3	3	1.4	3	0	0	1	1	1	2	4.0			
VIRGINIA TECH	02-18-15	*	23	3	8	.375	2	5	.400	0	0	.000	0	3	3	1.4	1	0	3	1	0	0	8	4.1			
at Louisville	02-21-15		3	0	0	.000	0	0	.000	0	0	.000	0	0	0	1.4	0	0	0	0	1	0	0	4.0			
FLORIDA STATE	02-25-15		1	0	0	.000	0	0	.000	0	0	.000	0	0	0	1.3	0	0	0	0	0	0	0	3.8			
NORTH CAROLINA	02-28-15		5	0	0	.000	0	0	.000	0	0	.000	0	0	0	1.3	0	0	0	0	0	0	0	3.7			
at PITT	03-04-15		6	0	2	.000	0	1	.000	0	0	.000	0	0	0	1.2	2	0	0	1	0	0	0	3.6			
at Virginia Tech	03-07-15	*	27	5	10	.500	5	5	1.000	2	2	1.000	3	1	4	1.3	2	0	1	1	0	0	17	4.0			
vs Virginia Tech	03-11-15	*	16	1	1	1.000	0	0	.000	0	0	.000	0	3	3	1.4	0	0	1	3	1	0	2	3.9			



DAVON REED

Sophomore | Guard | 6-6 | 208

Ewing, N.J. | Princeton Day School (N.J.)

5

All-ACC Academic Men's Basketball Team, 2015

"I really like the progress he's made. Everything he did last year he's doing better." — Coach L

- Focused. Structured. Determined. Competitive. True student of the game. Will do whatever it takes to win.
- A 3 guard who played out of position at the point his freshman season for Miami.
- One of three players returning from the 2013-14 squad.
- Can guard multiple positions, has long arms and a fierce tenacity.
- Mostly a catch-and-shoot guy.
- Improved both his ability to attack the basket and his layup-making skills.
- Improved bench 175 to 250 pounds in four months as a freshman.
- Good student. Professional approach to life and everything he does. Mature for his age.
- Approach vertical: 40.5 | Bench max: 250 | 185 test: 15x.
- Four-star swingman listed as a Top 100 player (No. 97) by Rivals.com and No. 78 in the Class of 2013 by ESPN
- Third-best talent in New Jersey and 18th best nationally at the shooting guard position, according to ESPN.com.
- Kevin Durant Skills Academy. McDonald's All-American candidate.
- 2,000 point scorer. Averaged 24 points and 10 rebounds as a senior.
- Youth Role Model Award from Join-Effort Princeton for both dedication to his community and excellence in his personal life.
- Favorites: Food: Italian. Movie: I am Legend. Book: Great Gatsby. Pro athlete: LeBron James. Quote: Dreams don't work unless you do. Subject in school: Science. Ice cream flavor: Chocolate chip cookie dough. Cuban dish: Pechuga de pollo (chicken breast).
- Best advice received: Do what makes you happy. Why UM: ACC basketball, Coach L and sunny south Florida. Started playing basketball: Age 5.

As a Sophomore (2014-15): Underwent surgery on left lower extremity Sept. 4 after being injured Sept. 2 ... Expected to be sidelined until January, but returned Dec. 6 against Green Bay.

High School: Four-star swingman listed as a Top 100 player (No. 97) by Rivals.com and No. 78 in the Class of 2013 by ESPN ... Third-best talent in New Jersey and 18th best nationally at the shooting guard position, according to ESPN.com ... Rivals ranks him as 24th among shooting guards ... Kevin Durant Skills Academy ... 2,000 point scorer ... Averaged 24 points and 10 rebounds as a senior ... McDonald's All-American candidate ...

Prep B Player of the Year in New Jersey ... All-area player of the year twice ... Averaged 27 points and nine rebounds per game for Princeton Day School (N.J.) junior season ... Coached by Paris McLean ... Youth Role Model Award from Join-Effort Princeton for both dedication to his community and excellence in his personal life.

Personal: Name is pronounced Day-von ... Born Davon Malcolm Reed on June 11, 1995 ... Son of David and Rose Reed ... Brother to Miles ... Majoring in sports administration ... Played AAU ball with Team Final ... Chose Miami over offers from Wake Forest, Cincinnati, Xavier and Memphis ... Student-Athlete Advisory Committee representative at UM ... Book Buster (3.0 spring semester GPA) ... Athletic Director's Honor Roll (3.2 spring semester GPA) ... Dean's List (3.5 spring semester GPA) ... ACC Honor Roll.

2013-14				
Opposition	P	R	A	
St. Francis (NY)	3	1	0	
Ga. Southern	1	1	2	
Texas Southern	11	3	3	
at C of Charleston	3	2	3	
UCF	17	5	1	
vs Geo. Wash.	6	2	2	
at CS Fullerton	9	3	2	
vs Arizona State	19	1	2	
at Nebraska	5	2	2	
Virginia Tech	10	5	0	
at Savannah State	8	1	1	
La Salle	8	0	4	
Loyola	8	2	7	
at Syracuse	5	0	1	
at North Carolina	0	2	0	
Florida State	0	1	0	
at Georgia Tech	3	0	0	
Duke	2	2	0	
Syracuse	16	2	0	
at Maryland	6	1	1	
Norfolk State	4	4	1	
Pittsburgh	4	3	1	
NC State	3	1	1	
at Florida State	7	2	2	
at Virginia Tech	5	2	0	
Notre Dame	12	3	0	
Boston College	0	0	0	
at Virginia	2	1	0	
at NC State	5	0	0	
at Clemson	3	1	0	
Wake Forest	3	1	1	
vs Virginia Tech	14	1	0	
vs NC State	9	0	1	

Reed Season/Career Highs

Points

Season: 19 (3x) last at Pittsburgh, 3/4/15
Career: 19 (4x) last at Pittsburgh, 3/4/15
ACC: 19 (3x) last at Pittsburgh, 3/4/15

Rebounds

Season: 8, vs. Florida State, 2/25/15
Career: 8, vs. Florida State, 2/25/15
ACC: 8, vs. Florida State, 2/25/15

Assists

Season: 5, vs. Virginia Tech, 2/18/15
Career: 7, vs. Loyola, 12/30/13
ACC: 5, vs. Virginia Tech, 2/18/15

Steals

Season: 5, at Wake Forest, 2/11/15
Career: 5, at Wake Forest, 2/11/15
ACC: 5, at Wake Forest, 2/11/15

Blocked Shots

Season: 2, at Virginia Tech, 3/7/15
Career: 2, at Virginia Tech, 3/7/15
ACC: 2, at Virginia Tech, 3/7/15

Field Goals

Season: 7 (2x) last at Pittsburgh, 3/4/15
Career: 7 (3x) last at Pittsburgh, 3/4/15
ACC: 7 (2x) last at Pittsburgh, 3/4/15

Field Goal Attempts

Season: 13, at Wake Forest, 2/11/15
Career: 13, at Wake Forest, 2/11/15
ACC: 13, at Wake Forest, 2/11/15

Free Throws

Season: 6, vs. Florida State, 2/25/15
Career: 6, vs. Florida State, 2/25/15
ACC: 6, vs. Florida State, 2/25/15

Free Throw Attempts

Season: 6 (2x) last vs. Florida State, 2/25/15
Career: 6 (3x) last vs. Florida State, 2/25/15
ACC: 6 (2x) last vs. Florida State, 2/25/15

3-Point Field Goals

Season: 5, vs. Louisville, 2/3/15
Career: 5 (2x) last vs. Louisville, 2/3/15
ACC: 5, vs. Louisville, 2/3/15

3-Point Field Goal Attempts

Season: 8, at Wake Forest, 2/11/15
Career: 8, vs. Arizona State, 12/1/13
ACC: 8, at Wake Forest, 2/11/15


Minutes

Season: 45, at Boston College, 2/16/15
Career: 45, at Boston College, 2/16/15
ACC: 45, at Boston College, 2/16/15

REED CAREER STATISTICS

Season	GP	GS	Min.	Avg.	FG	FGA	Pct.	3-Point FG	3-Point FGA	3-Point Pct.	Free Throws FT	Free Throws FTA	Free Throws Pct.	Off.	Rebounds Def.	Rebounds Tot.	Avg.	PF	FO	Ast.	TO	Blk	Stl	Pts	Scoring Avg.
2013-14	33	10	683	20.7	71	207	.343	40	112	.357	35	53	.660	12	43	55	1.7	55	0	38	44	4	16	217	6.6
2014-15	24	15	621	25.9	64	123	.520	32	63	.508	27	35	.771	17	63	80	3.3	53	1	37	22	8	22	187	7.8
TOTAL	57	25	1304	22.9	135	330	.409	72	175	.411	62	88	.705	29	106	135	2.4	108	1	75	66	12	38	404	7.1

REED 2014-15		TOTAL			3-PTS			FREE THROWS			REBOUNDS													
Opponent	Date	GS	Min	FG	FGA	Pct	3FG	FGA	Pct	FT	FTA	Pct	Off	Def	Tot	Avg	PF	FO	A	TO	Blk	Stl	Pts	Avg
GREEN BAY	12-06-14	8	0	1	.000	0	0	.000	0	0	.000	0	0	0	0	0.0	2	0	0	0	0	1	0	0.0
SAVANNAH STATE	12-08-14	14	0	2	.000	0	1	.000	0	0	.000	0	1	1	0.5	1	0	1	1	0	2	0	0.0	
EASTERN KENTUCKY	12-19-14	18	1	3	.333	1	2	.500	4	4	1.000	2	2	4	1.7	2	0	0	3	0	0	7	2.3	
vs Providence	12-22-14	10	0	3	.000	0	3	.000	0	0	.000	0	2	2	1.8	3	0	2	0	1	0	0	1.8	
CHARLESTON	12-30-14	18	2	2	1.000	0	0	.000	1	1	1.000	2	3	5	2.4	1	0	4	0	0	0	5	2.4	
VIRGINIA	01-03-15	14	1	1	1.000	1	1	1.000	1	2	.500	0	1	1	2.2	1	0	0	1	0	0	4	2.7	
BOSTON COLLEGE	01-10-15	16	0	1	.000	0	1	.000	0	0	.000	0	2	2	2.1	1	0	0	0	0	0	0	2.3	
at Duke	01-13-15	16	2	4	.500	0	0	.000	0	0	.000	2	1	3	2.3	2	0	2	0	1	1	4	2.5	
at Notre Dame	01-17-15	*	30	3	6	.500	3	4	.750	0	0	.000	0	4	4	2.4	5	1	4	1	1	0	9	3.2
NC STATE	01-22-15	*	31	4	6	.667	2	3	.667	0	0	.000	0	1	1	2.3	2	0	2	0	0	1	10	3.9
at Syracuse	01-24-15	*	26	4	5	.800	3	4	.750	0	0	.000	0	2	2	2.3	2	0	1	1	0	0	11	4.5
GEORGIA TECH	01-28-15	*	30	2	3	.667	2	2	1.000	0	0	.000	0	4	4	2.4	3	0	0	1	1	1	6	4.7
at Florida State	02-01-15	*	34	4	9	.444	1	4	.250	2	2	1.000	4	2	6	2.7	0	0	2	3	0	1	11	5.2
LOUISVILLE	02-03-15	33	7	8	.875	5	6	.833	0	0	.000	0	5	5	2.9	4	0	1	2	0	2	19	6.1	
CLEMSON	02-08-15	*	32	1	2	.500	1	2	.500	0	0	.000	0	2	2	2.8	2	0	0	1	1	1	3	5.9
at Wake Forest	02-11-15	*	36	6	13	.462	2	8	.250	3	4	.750	0	4	4	2.9	3	0	0	0	0	5	17	6.6
at Boston College	02-16-15	*	45	6	10	.600	3	4	.750	4	6	.667	0	6	6	3.1	4	0	3	1	0	1	19	7.4
VIRGINIA TECH	02-18-15	*	33	3	7	.429	0	3	.000	3	5	.600	1	2	3	3.1	2	0	5	2	0	1	9	7.4
at Louisville	02-21-15	*	18	0	2	.000	0	1	.000	0	0	.000	0	2	2	3.0	3	0	1	1	0	0	0	7.1
FLORIDA STATE	02-25-15	*	34	5	8	.625	2	4	.500	6	6	1.000	3	5	8	3.3	3	0	1	0	0	0	18	7.6
NORTH CAROLINA	02-28-15	*	26	1	8	.125	0	4	.000	0	1	.000	0	3	3	3.2	2	0	2	1	0	0	2	7.3
at PITT	03-04-15	*	33	7	8	.875	3	3	1.000	2	2	1.000	1	2	3	3.2	1	0	3	0	0	2	19	7.9
at Virginia Tech	03-07-15	*	30	1	3	.333	1	1	1.000	1	2	.500	1	4	5	3.3	3	0	2	1	2	2	4	7.7
vs Virginia Tech	03-11-15	*	36	4	8	.500	2	2	1.000	0	0	.000	1	3	4	3.3	1	0	1	2	1	1	10	7.8



ANGEL RODRIGUEZ

Redshirt Junior | Guard | 5-11 | 180

Cupey, P.R. | Kansas State | Dr. Krop HS (Miami, Fla.)

13

Rodriguez Season / Career Highs

Points

Season: 25 (2x) last vs. Florida State, 2/25/15
Career: 25 (2x) last vs. Florida State, 2/25/15
ACC: 25 (2x) last vs. Florida State, 2/25/15

Rebounds

Season: 8, vs. Akron, 11/21/14
Career: 8, vs. Akron, 11/21/14
ACC: 4 (5x) last vs. Florida State, 2/25/15

Assists

Season: 9, vs. Akron, 11/21/14
Career: 10, twice
ACC: 8, at Syracuse, 1/24/15

Steals

Season: 5 (2x) last at Duke, 1/13/15
Career: 5 (2x) last at Duke, 1/13/15
ACC: 5, at Duke, 1/13/15

Blocked Shots

Season: 2 (2x), last vs. Akron, 11/21/14
Career: 2 (2x) last vs. Akron, 11/21/14
ACC: 1 (2x) last vs. NC State, 1/22/15

Field Goals

Season: 8 (2x) last vs. Florida State, 2/25/15
Career: 8 (3x) last vs. Florida State, 2/25/15
ACC: 8 (2x) last vs. Florida State, 2/25/15

Field Goal Attempts

Season: 22, vs. Virginia, 01/03/15
Career: 22, vs. Virginia, 01/03/15
ACC: 22, vs. Virginia, 01/03/15

Free Throws

Season: 10, vs. Virginia, 01/03/15
Career: 10, vs. Virginia, 01/03/15
ACC: 10, vs. Virginia, 01/03/15

Free Throw Attempts

Season: 12 (2x) last vs. Florida State, 2/25/15
Career: 12 (2x) last vs. Florida State, 2/25/15
ACC: 12 (2x) last vs. Florida State, 2/25/15

3-Point Field Goals

Season: 5, at Florida, 11/17/14
Career: 5, (3x) last at Florida, 11/17/14
ACC: 4, at Duke, 1/13/15

3-Point Field Goal Attempts

Season: 9 (2x) last at Syracuse, 1/24/15
Career: 10, vs. TCU, 3/5/13
ACC: 9, at Syracuse, 1/24/15

Minutes

Season: 44, vs. Virginia, 01/03/15
Career: 44, vs. Virginia, 01/03/15
ACC: 44, vs. Virginia, 01/03/15

2015 Bob Cousy Collegiate PG of the Year Award Preseason Watch List ACC Player of the Week - Nov. 24
2015 Oscar Robertson Trophy Preseason Watch List Gildan Charleston Classic Most Valuable Player
2014-15 All-ACC Basketball Team, H.M.

"He can get other people shots, he can score, but what he's really great at is directing traffic. He loves to direct traffic. When you watch him play you'll think to yourself 'You know, one day he's probably going to be a coach.' His court presence is outstanding. He does it at the defensive end of the floor, offensive end of the floor, just has a great all-around game." — Coach L

"He's not afraid to bark out directions and motivate his teammates. His best attribute is his ability to generate confidence in his teammates." — Coach L

"Angel is a bulldog on defense, he's one of those guys that clenches his teeth, sinks his teeth into you and doesn't let you go. You've got to try and shake free from him. It's a great characteristic for a point guard and a great way for a coach to build the team defense." — Coach L

- Floor general. Vocal and physical leader.
- Ultra competitive. A bulldog. Very physical. Will use his strength on defensive and to go to the rim.
- Defensive mindset. Takes pride in his D.
- High energy. Quick side-to-side.
- Makes an array of layups, floaters and pull-up jumpers.
- Gets the best out of others. Can create for teammates and score off the dribble.
- Max bench: 300, up 60 pounds since his arrival. 185 Bench: 15x.
- Played high school ball with teammate Joe Thomas at Miami Krop High School.
- Transferred from Kansas State in fall of 2013, sitting out 2013-14 due to NCAA transfer rules.
- As a sophomore at K-State (2012-13): NABC District 8 second team. All-Big 12 Second Team. Big 12 All-Defensive Team. Phillips 66 All-Championship Team. Big 12 Co-Champions.
- Ranked third in the Big 12 in assists, fourth in steals and fifth in assist-to-turnover ratio during his sophomore season in 2012-13.
- Born in San Juan, Puerto Rico. First language is Spanish. Left Puerto Rico at age 15 to come to the U.S. to play basketball. Transferred to Miami to be closer to home so his mother can watch his games.
- Despite baseball being a pastime in Puerto Rico, never played because the action was too slow.

"Coming to Miami was the best decision I ever made in my life. There are just so many positive things ever since came here. I got healthy. I met the great staff that we have, from top to bottom. I'm close to my family. I see my friends. I have a life other than basketball. So my mind is not just stuck in basketball. I kind of get my time to relax. I'm from Puerto Rico, I get to go to the beach and kind of feel like I'm at home, too. And at the same time it motivates me to get to be close to my family because it's something I don't want to take for granted any more. I'm enjoying every single moment that I spend with them. It motivates me to do good, and make them proud, because finally they're going get to see me at the games."

High School: No. 4 prospect in the state of Florida by FloridaHoops.com... A three-year letterman at Dr. Michael Krop High School in Miami, Fla. ... Averaged 23 points and six assists as a senior ... Named first team All-Class 6A by the Florida Association of Basketball Coaches (FABC) ... All-Dade County team by the Miami Herald ... Had the steal and game-winning basket in a 57-55 win over Hialeah-Miami Lakes and future Kansas State teammate Adrian Diaz to capture the District 13-6A title ... Posted 32 points against Carol City (2/10/11) in the District 13-6A semifinals ... Helped the Lightning to a 26-6 record and its first trip to the Class 6A state final four as a junior in 2009-10 ... Averaged 20.9 points, seven assists and 3.9 rebounds as a junior... Miami Herald's 2009-10 Class 6A Player of the Year ... First team all-state... Second team All-Florida (all classifications) ... First team All-Class 6A by FloridaHoops.com as a junior ... Collected a team-high 23 points and eight rebounds in the loss to Orlando Dr. Phillips in the state semifinals ... Posted 39 points in the Regional Final win over Columbus ... 38 points in a win over Arlington Country Day ... Led the team in scoring and assists as a sophomore en route to guiding the Lightning to district title ... First team All-Dade County by the Miami Herald ... Injured knee during the summer after senior year of high school ... Coached by Marcos "Shakey" Rodriguez.

Personal: Angel Daniel Rodriguez Tricoche was born Dec. 5, 1992, in San Juan, Puerto Rico ... Left Puerto Rico at age 15 to come to the U.S. to play basketball ... Mother is Jacqueline Tricoche ... Has two younger brothers, Luis Rivera and Yaniel Rivera... Cousin, Javi Gonzalez, played three seasons (2007-10) at NC State ... Received scholarship offers from a number of schools, including Louisville, Florida and N.C. State... Major is sports administration ... Enjoys singing and watching reality TV.

RODRIGUEZ CAREER STATISTICS

K-State	GP	GS	Min.	Avg.	FG			3-Point			Free Throws			Rebounds				Scoring			
					FG	FGA	Pct.	FG	FGA	Pct.	FT	FTA	Pct.	Off.	Def.	Tot.	Avg.	PF	FO	Ast.	TO
2011-12	32	7	694	21.7	80	222	.360	32	101	.317	73	106	.689	18	61	79	2.5	89	4	101	85
2012-13	33	33	930	28.2	115	319	.361	55	160	.344	90	109	.826	18	51	69	2.1	70	1	173	78
Totals	65	40	1,624	25.0	195	541	.360	87	261	.333	163	215	.758	36	112	148	2.3	159	5	274	163

Miami	GP	GS	Min.	Avg.	FG			3-Point			Free Throws			Rebounds				Scoring			
					FG	FGA	Pct.	FG	FGA	Pct.	FT	FTA	Pct.	Off.	Def.	Tot.	Avg.	PF	FO	Ast.	TO
2014-15	30	28	873	29.1	104	316	.329	46	155	.297	109	144	.757	14	60	74	2.5	82	5	124	71

RODRIGUEZ 2014-15	Opponent	Date	GS	Min	TOTAL			3-PTS			FREE THROWS			REBOUNDS				PF	FO	A	TO	Blk	Stl	Pts	Avg
					FG	FGA	Pct	3FG	FGA	Pct	FT	FTA	Pct	Off	Def	Tot	Avg								
HOWARD	at Florida	11-14-14	*	26	4	11	.364	3	6	.500	5	7	.714	1	2	3	3.0	0	0	5	2	1	4	16	16.0
	vs Drexel	11-17-14	*	36	7	14	.500	5	8	.625	5	7	.714	0	2	2	2.5	0	0	3	3	0	3	24	20.0
	vs Akron	11-20-14	*	31	5	13	.385	3	6	.500	2	3	.667	0	3	3	2.7	3	0	4	1	2	3	15	18.3
	vs Charlotte	11-21-14	*	29	6	9	.667	1	3	.333	2	2	1.000	3	5	8	4.0	1	0	9	3	2	1	15	17.5
SOUTH ALABAMA	at Charlotte	11-23-14	*	30	4	12	.333	1	5	.200	4	5	.800	0	2	2	3.6	4	0	5	3	1	5	13	16.6
	at Charlotte	11-25-14	*	37	5	12	.417	4	7	.571	0	1	.000	0	2	2	3.3	3	0	6	2	0	1	14	16.2
	at Charlotte	11-28-14	*	24	2	7	.286	1	2	.500	2	2	1.000	0	3	3	3.3	1	0	1	3	0	2	7	14.9
	at Charlotte	12-02-14	*	32	2	9	.222	1	5	.200	4	6	.667	0	6	6	3.6	2	0	5	3	0	3	9	14.1
ILLINOIS	at Charlotte	12-06-14	*	35	2	15	.133	1	6	.167	7	8	.875	0	1	1	3.3	5	1	3	3	0	2	12	13.9
	at Charlotte	12-08-14	*	29	4	12	.333	4	9	.444	5	5	1.000	0	1	1	3.1	1	0	4	3	1	2	17	14.2
	at Charlotte	12-19-14	*	28	0	6	.000	0	5	.000	1	3	.333	1	0	1	2.9	3	0	2	2	0	2	1	13.0
	at Charlotte	12-22-14	*	38	6	15	.400	3	7	.429	4	4	1.000	0	2	2	2.8	3	0	4	3	0	2	19	13.5
VIRGINIA	at Charlotte	12-30-14	*	23	5	9	.556	2	5	.400	3	6	.500	1	4	5	3.0	2	0	3	3	0	0	15	13.6
	at Charlotte	01-03-15	*	44	7	22	.318	1	7	.143	10	12	.833	2	2	4	3.1	5	1	7	1	0	1	25	14.4
	at Charlotte	01-10-15	*	33	6	14	.429	1	6	.167	4	4	1.000	0	4	4	3.1	3	0	3	1	0	0	17	14.6
	at Charlotte	01-13-15	*	33	8	15	.533	4	6	.667	4	6	.667	0	4	4	3.2	4	0	5	2	1	5	24	15.2
LOUISVILLE	at Notre Dame	01-17-15	*	31	1	10	.100	1	7	.143	1	2	.500	0	1	1	3.1	3	0	4	1	0	0	4	14.5
	at Notre Dame	01-22-15	*	30	2	8	.250	2	5	.400	8	10	.800	0	0	0	2.9	2	0	6	3	1	1	14	14.5
	at Notre Dame	01-24-15	*	32	2	11	.182	2	9	.222	6	9	.667	0	0	0	2.7	4	0	8	2	0	4	12	14.4
	at Notre Dame	01-28-15	*	15	0	8	.000	0	5	.000	0	0	.000	0	1	1	2.7	2	0	5	4	0	2	0	13.7
CLEMSON	at Florida State	02-01-15	*	25	3	11	.273	2	8	.250	0	3	.000	1	0	1	2.6	2	0	3	1	0	2	8	13.4
	at Florida State	02-03-15	*	24	2	9	.222	0	3	.000	2	2	1.000	0	1	1	2.5	5	1	1	2	0	0	6	13.0
	at Florida State	02-08-15	*	36	3	12	.250	1	6	.167	2	2	1.000	0	2	2	2.5	2	0	5	3	0	2	9	12.9
	at Florida State	02-11-15	*	26	3	8	.375	1	4	.250	8	10	.800	1	2	3	2.5	4	0	2	3	0	0	15	13.0
VIRGINIA TECH	at Boston College	02-16-15	*	26	2	6	.333	0	1	.000	2	2	1.000	1	0	1	2.4	5	1	6	3	0	1	6	12.7
	at Boston College	02-18-15	*	31	3	8	.375	1	5	.200	4	5	.800	1	2	3	2.5	4	0	4	2	0	3	11	12.6
	at Boston College	02-21-15	*	38	1	12	.083	1	5	.200	2	2	1.000	1	3	4	2.5	3	0	4	4	0	1	5	12.3
	at Boston College	02-25-15	*	38	8	14	.571	0	3	.000	9	12	.750	0	4	4	2.6	5	1	5	3	0	3	25	12.8
NORTH CAROLINA	at Florida State	02-28-15	*	3	0	0	.000	0	0	.000	0	0	.000	0	0	0	2.5	1	0	1	2	0	0	0	12.3
	at Florida State	03-11-15	*	10	1	4	.250	0	1	.000	3	4	.750	1	1	2	2.5	0	0	1	0	0	1	5	12.1



OMAR SHERMAN

Freshman | Forward | 6-8 | 260

22

Duncanville, Texas | Duncanville HS

"Omar has great hands and a great shooting touch, a beautiful jump hook inside and an outstanding 3-point shot." – Coach L

- Smooth-shooting lefty.
- Inside-outside player who can drain a three or drop a baby hook.
- Dropped 20 pounds and has added strength since arriving on UM campus summer of 2014.
- Max bench: 275, up 50 pounds since his arrival. 185 Bench: 13x.
- Easy-going, steady personality with no highs or lows emotionally.
- Will play the power forward, possibly the four on offense and five on defense.
- No. 10 recruit in Texas and No. 19 center in the country, according to ESPN.
- No. 20 power forward in the country by Scout.com, No. 94 player overall.
- Favorites: Food: Asian or steak. Movie: Friday. Pro athlete: Kobe Bryant and Kareem Abdul Jabbar. Quote: Hard work beats talent when talent fails to hard work. Subject in school: History. Ice cream flavor: Orange sherbet.
- Best advice received: If you don't fall, how are you going to know what getting up is like. Why UM: Great opportunity, atmosphere, tradition and culture. Started playing basketball: Age 3. Plays the trombone.

High School: Four-star prospect by ESPN and Scout.com ... No. 20 power forward in the country by Scout.com, No. 94 player overall ... No. 10 recruit in Texas and No. 19 center in the country, says ESPN ... Helped Duncanville to 20-12 season, and berth in the regional quarterfinals of the Texas UIL Boys State Basketball Championships ... Led team with 17.1 points per game and 8.4 rebounds per game ... Coached by Kenny Boren.

Personal: Born Omar Rivas Sherman on November 14, 1995 in Dallas, Texas ... Son of Maricela Herron and Alphonso Sherman ... Has seven siblings with three brothers: D'Anthony, Alphonso Jr., Ja'mall and four sisters: Monique, Antecia, Christina and Geneva ... Majoring in business marketing and entrepreneurship ... Played AAU with Deron Williams Elite ... Chose Miami over Wichita State, North Texas and Weber State ... Cousin to Mergerson basketball family: Laramie (Navy), Mariana (Texas), Veronica (UT Arlington) and Luke (Texas State/Mid-America Christian).

Sherman Season Highs

Points

Season: 13 (3x) last vs. Virginia, 01/03/15
ACC: 13, vs. Virginia, 01/03/15

Rebounds

Season: 7, vs. South Alabama, 11/28/14
ACC: 6, vs. Virginia, 01/03/15

Assists

Season: 2 (4x) last at Wake Forest, 2/11/15
ACC: 2 (4x) last at Wake Forest, 2/11/15

Steals

Season: 2, vs. Boston College, 1/10/15
ACC: 2, vs. Boston College, 1/10/15

Blocked Shots

Season: 3, vs. NC State, 1/22/15
ACC: 3, vs. NC State, 1/22/15

Field Goals

Season: 6, vs. South Alabama, 11/28/14
ACC: 5, vs. Virginia, 01/03/15

Field Goal Attempts

Season: 11, vs. South Alabama, 11/28/14
ACC: 10 (2x) last vs. NC State, 1/22/15

Free Throws

Season: 4, vs. Savannah State, 12/9/14
ACC: 2, vs. North Carolina, 2/28/15

Free Throw Attempts

Season: 5, vs. Savannah State, 12/9/14
ACC: 3, vs. North Carolina, 2/28/15

3-Point Field Goals

Season: 3, vs. Virginia, 01/03/15
ACC: 3, vs. Virginia, 01/03/15

3-Point Field Goal Attempts

Season: 7, vs. Virginia, 01/03/15
ACC: 7, vs. Virginia, 01/03/15


Minutes

Season: 40, vs. Virginia, 01/03/15
ACC: 40, vs. Virginia, 01/03/15

SHERMAN CAREER STATISTICS

Season	GP	GS	Min.	Avg.	FG	FGA	Pct.	3-Point FG	3-Point FGA	3-Point Pct.	Free Throws FT	Free Throws FTA	Free Throws Pct.	Off.	Rebounds Def.	Rebounds Tot.	Avg.	PF	FO	Ast.	TO	Blk	Stl	Scoring Pts.	Avg.
2014-15	30	9	516	17.2	58	136	.426	23	71	.324	13	20	.650	20	50	70	2.3	50	0	18	12	15	7	152	5.1

SHERMAN 2014-15		TOTAL					3-PTS			FREE THROWS			REBOUNDS															
Opponent	Date	GS	Min	FG	FGA	Pct	3FG	FGA	Pct	FT	FTA	Pct	Off	Def	Tot	Avg	PF	FO	A	TO	Blk	Stl	Pts	Avg				
HOWARD	11-14-14		17	0	0	.000	0	0	.000	0	0	.000	1	4	5	5.0	3	0	0	0	0	1	0	0.0				
at Florida	11-17-14		20	3	4	.750	1	2	.500	1	1	1.000	0	4	4	4.5	1	0	1	0	1	0	8	4.0				
vs Drexel	11-20-14		22	3	10	.300	2	5	.400	0	0	.000	3	3	6	5.0	1	0	0	0	1	0	8	5.3				
vs Akron	11-21-14		24	5	7	.714	2	4	.500	1	1	1.000	0	4	4	4.8	0	0	1	0	0	0	13	7.3				
vs Charlotte	11-23-14		14	2	4	.500	0	2	.000	0	0	.000	1	2	3	4.4	2	0	0	0	0	0	4	6.6				
at Charlotte	11-25-14		20	3	7	.429	1	2	.500	0	0	.000	1	4	5	4.5	2	0	1	0	0	0	7	6.7				
SOUTH ALABAMA	11-28-14		20	6	11	.545	1	3	.333	0	0	.000	1	6	7	4.9	3	0	1	2	1	0	13	7.6				
ILLINOIS	12-02-14		18	1	6	.167	1	5	.200	2	2	1.000	0	1	1	4.4	3	0	1	0	1	0	5	7.3				
GREEN BAY	12-06-14		10	0	2	.000	0	0	.000	0	0	.000	3	1	4	4.3	0	0	0	1	2	0	0	6.4				
SAVANNAH STATE	12-08-14		14	1	1	1.000	0	0	.000	4	5	.800	0	1	1	4.0	1	0	0	0	0	0	6	6.4				
EASTERN KENTUCKY	12-19-14		4	0	1	.000	0	0	.000	0	0	.000	0	0	0	3.6	1	0	0	0	2	0	0	5.8				
vs Providence	12-22-14	*	19	3	7	.429	0	3	.000	0	2	.000	1	1	2	3.5	1	0	0	0	0	0	6	5.8				
CHARLESTON	12-30-14		21	2	5	.400	1	3	.333	0	0	.000	1	1	2	3.4	4	0	1	1	0	1	5	5.8				
VIRGINIA	01-03-15		40	5	10	.500	3	7	.429	0	2	.000	1	5	6	3.6	4	0	1	0	0	0	13	6.3				
BOSTON COLLEGE	01-10-15	*	28	2	5	.400	1	4	.250	0	0	.000	1	2	3	3.5	2	0	2	0	0	2	5	6.2				
at Duke	01-13-15	*	22	3	4	.750	2	3	.667	0	0	.000	0	1	1	3.4	3	0	0	0	0	0	8	6.3				
at Notre Dame	01-17-15		7	0	1	.000	0	1	.000	0	0	.000	0	1	1	3.2	0	0	0	0	0	0	0	5.9				
NC STATE	01-22-15	*	32	4	10	.400	2	5	.400	0	0	.000	1	1	2	3.2	2	0	2	0	3	0	10	6.2				
at Syracuse	01-24-15	*	24	3	6	.500	2	3	.667	0	0	.000	0	0	0	3.0	4	0	2	0	0	1	8	6.3				
GEORGIA TECH	01-28-15	*	18	0	5	.000	0	4	.000	0	0	.000	1	2	3	3.0	1	0	0	1	0	0	0	6.0				
at Florida State	02-01-15	*	17	0	1	.000	0	1	.000	2	2	1.000	0	1	1	2.9	1	0	1	2	0	0	2	5.8				
LOUISVILLE	02-03-15		15	0	3	.000	0	2	.000	1	2	.500	0	0	0	2.8	1	0	0	0	0	0	1	5.5				
at Wake Forest	02-11-15		20	2	5	.400	1	4	.250	0	0	.000	0	3	3	2.8	2	0	2	1	0	0	5	5.5				
at Boston College	02-16-15		4	1	1	1.000	1	1	1.000	0	0	.000	0	0	0	2.7	1	0	0	0	0	0	3	5.4				
VIRGINIA TECH	02-18-15		10	2	3	.667	0	0	.000	0	0	.000	1	1	2	2.6	1	0	1	2	1	0	4	5.4				
at Louisville	02-21-15	*	20	3	7	.429	1	4	.250	0	0	.000	0	1	1	2.6	2	0	0	1	1	1	7	5.4				
FLORIDA STATE	02-25-15	*	17	1	4	.250	0	1	.000	0	0	.000	2	0	2	2.6	3	0	1	1	1	0	2	5.3				
NORTH CAROLINA	02-28-15		12	2	4	.500	0	1	.000	2	3	.667	1	0	1	2.5	0	0	0	0	1	1	6	5.3				
at PITT	03-04-15		5	0	1	.000	0	0	.000	0	0	.000	0	0	0	2.4	1	0	0	0	0	0	0	5.1				
at Virginia Tech	03-07-15		2	1	1	1.000	1	1	1.000	0	0	.000	0	0	0	2.3	0	0	0	0	0	0	3	5.1				



JOE THOMAS

Graduate | Forward | 6-7 | 245

2

Miami, Fla. | Niagara | Dr. Krop HS (Miami, Fla.)

- Strongest player on the current team and in program history for a Coach Larrañaga team. Bench 370 pounds on his first day, topping former record-holder Erik Swoope's 365 pounds.
- Coaches would like Thomas to model his game after Kenneth Faried with high energy, rebounding, screening and the dirty work.
- Scores primarily from dump offs and putbacks.
- Coachable player who works hard and is a hustle guy.
- Provides needed collegiate experience in the front court.
- Max bench: 375. 185 Bench: 23x.
- Played high school ball with teammate Angel Rodriguez at Miami Krop High School.
- Favorites: Food: Chicken alfredo. Movie: Antwone Fisher. Pro athlete: Charles Barkley and Scottie Pippen. Subject in school: Art. Ice cream flavor: Cookies and cream. Thing to do in Miami: Beach and fish. TV channel: Discovery.
- Why UM: Always wanted to be here, since I was a little kid. It's all about the U.

High School: Averaged 12 points, 10 rebounds and four assists as a senior ... Led Krop High School to the Florida Class 6A semifinals in 2010 ... Coached by Marcos "Shakey" Rodriguez.

Personal: Full name is Joseph Emory Thomas ... Born Sept. 6, 1991 in Miami, Fla. ... Son of Nicole Wells ... Has a brother, Tracelyn, and a sister, Kahaila ... Favorite athlete is Amar'e Stoudemire ... Earned degree in criminal justice from Niagara in May 2014 ... Pursuing a masters in community and social change at Miami ... Bench presses 370 pounds, topping former Canes record of 365 pounds, held by UM hooper turned Indianapolis Colt, Erik Swoope ... Student-Athlete Advisory Committee representative at UM.

Thomas Season / Career Highs

Points

Season: 4 (3x) last at Florida State, 2/1/15
Career: 15 vs. Canisius, 3/2/12
ACC: 4, at Florida State, 2/1/15

Rebounds

Season: 13, vs. Green Bay, 12/6/14
Career: 13, vs. Green Bay, 12/6/14
ACC: 5, at Duke, 1/13/15

Assists

Season: 2, (2x) last vs. Green Bay, 12/6/14
Career: 3, vs. Davidson, 12/11/13
ACC: 1 (2x) last at Florida State, 2/1/15

Steals

Season: 3, vs. Savannah State, 12/9/14
Career: 3, vs. Savannah State, 12/9/14
ACC: 1, vs. Clemson, 2/8/15

Blocked Shots

Season: 2, vs. Howard, 11/14/14
Career: 4 vs. Siena, 12/6/13

ACC:

Field Goals

Season: 2 (2x) last vs. Green Bay, 12/6/14
Career: 6 (3x), last vs. Quinnipiac, 2/2/14
ACC: 2, at Florida State, 2/1/15

Field Goal Attempts

Season: 3 (2x) last vs. Green Bay, 12/6/14
Career: 9 (2x), last vs. Quinnipiac, 2/2/14
ACC: 2, at Florida State, 2/1/15

Free Throws

Season: 2, vs. Illinois, 12/2/14
Career: 3 (2x) last vs. Canisius, 3/2/12
ACC:

Free Throw Attempts

Season: 2 (5x), last vs. Savannah State, 12/9/14
Career: 6 vs. Canisius, 3/2/12
ACC: 1, vs. Georgia Tech, 1/28/15

3-Point Field Goals

Career:

3-Point Field Goal Attempts

Career:

Minutes

Season: 27, vs. Howard, 11/14/14
Career: 33 vs. Canisius, 3/2/12
ACC: 24, at Florida State, 2/1/15


THOMAS CAREER STATISTICS

Niagara	GP	GS	Min.	Avg.	FG	FGA	Pct.	FG	FGA	Pct.	FT	FTA	Pct.	Off.	Def.	Tot.	Avg.	PF	FO	Ast.	TO	Blk	Stl	Pts.	Avg.
2011-12	33	4	507	15.4	51	95	.537	0	0	.000	12	31	.387	56	65	121	3.7	86	4	10	28	26	15	114	3.5
2012-13	28	8	263	9.4	31	52	.596	0	0	.000	5	19	.263	28	39	67	2.4	52	1	4	12	15	7	67	2.4
2013-14	33	10	452	13.7	51	93	.548	0	0	.000	9	35	.257	37	50	87	2.6	80	3	14	23	27	7	111	3.4
TOTAL	94	22	1222	13.0	133	240	.554	0	0	.000	26	85	.306	121	154	275	2.9	218	8	28	63	68	29	292	3.1

Miami	GP	GS	Min.	Avg.	FG	FGA	Pct.	FG	FGA	Pct.	FT	FTA	Pct.	Off.	Def.	Tot.	Avg.	PF	FO	Ast.	TO	Blk	Stl	Pts.	Avg.
2014-15	27	15	294	10.9	14	25	.560	0	0	.000	3	13	.231	25	30	55	2.0	28	0	8	6	3	6	31	1.1

THOMAS 2014-15

Opponent	Date	GS	Min	FG	FGA	Pct	3FG	FGA	Pct	FT	FTA	Pct	Off	Def	Tot	Avg	PF	FO	A	TO	Blk	Stl	Pts	Avg
HOWARD	11-14-14	*	27	2	2	1.000	0	0	.000	0	1	.000	3	2	5	5.0	1	0	0	2	2	1	4	4.0
at Florida	11-17-14	*	10	0	0	.000	0	0	.000	0	0	.000	0	0	0	2.5	0	0	0	0	0	0	0	2.0
vs Drexel	11-20-14	*	21	1	3	.333	0	0	.000	0	0	.000	0	3	3	2.7	2	0	0	0	0	0	2	2.0
vs Akron	11-21-14	*	12	1	1	1.000	0	0	.000	0	2	.000	0	2	2	2.5	3	0	0	0	0	0	2	2.0
vs Charlotte	11-23-14	*	11	0	1	.000	0	0	.000	0	0	.000	2	1	3	2.6	0	0	2	0	0	1	0	1.6
at Charlotte	11-25-14	*	13	0	0	.000	0	0	.000	0	0	.000	0	0	0	2.2	1	0	0	1	0	0	0	1.3
SOUTH ALABAMA	11-28-14	*	13	1	1	1.000	0	0	.000	0	2	.000	1	1	2	2.1	1	0	1	0	0	0	2	1.4
ILLINOIS	12-02-14	*	11	0	1	.000	0	0	.000	2	2	1.000	0	0	0	1.9	0	0	0	0	0	0	2	1.5
GREEN BAY	12-06-14	*	19	2	3	.667	0	0	.000	0	2	.000	4	9	13	3.1	2	0	2	0	1	0	4	1.8
SAVANNAH STATE	12-08-14	*	23	0	1	.000	0	0	.000	1	2	.500	2	4	6	3.4	2	0	0	0	0	3	1	1.7
EASTERN KENTUCKY	12-19-14	*	20	1	2	.500	0	0	.000	0	1	.000	1	1	2	3.3	0	0	0	2	0	0	2	1.7
vs Providence	12-22-14	*	10	1	1	1.000	0	0	.000	0	0	.000	1	1	2	3.2	0	0	1	0	0	0	2	1.8
CHARLESTON	12-30-14	*	12	0	2	.000	0	0	.000	0	0	.000	2	0	2	3.1	0	0	0	0	0	0	0	1.6
VIRGINIA	01-03-15	*	9	1	1	1.000	0	0	.000	0	0	.000	2	0	2	3.0	3	0	0	0	0	0	2	1.6
BOSTON COLLEGE	01-10-15	*	1	0	0	.000	0	0	.000	0	0	.000	0	0	0	2.8	0	0	0	0	0	0	0	1.5
at Duke	01-13-15	*	10	0	1	.000	0	0	.000	0	0	.000	1	4	5	2.9	1	0	0	0	0	0	0	1.4
at Notre Dame	01-17-15	*	1	0	0	.000	0	0	.000	0	0	.000	0	0	0	2.8	1	0	0	0	0	0	0	1.4
GEORGIA TECH	01-28-15	*	8	1	1	1.000	0	0	.000	0	1	.000	2	0	2	2.7	2	0	1	0	0	0	2	1.4
at Florida State	02-01-15	*	24	2	2	1.000	0	0	.000	0	0	.000	1	0	1	2.6	4	0	1	0	0	0	4	1.5
LOUISVILLE	02-03-15	*	8	0	0	.000	0	0	.000	0	0	.000	0	0	0	2.5	1	0	0	0	0	0	0	1.5
CLEMSON	02-08-15	*	3	0	0	.000	0	0	.000	0	0	.000	1	0	1	2.4	0	0	0	1	0	1	0	1.4
at Wake Forest	02-11-15	*	2	0	0	.000	0	0	.000	0	0	.000	0	0	0	2.3	1	0	0	0	0	0	0	1.3
at Boston College	02-16-15	*	5	0	1	.000	0	0	.000	0	0	.000	0	1	1	2.3	0	0	0	0	0	0	0	1.3
VIRGINIA TECH	02-18-15	*	7	0	0	.000	0	0	.000	0	0	.000	0	1	1	2.2	0	0	0	0	0	0	0	1.2
at Louisville	02-21-15	*	5	0	0	.000	0	0	.000	0	0	.000	1	0	1	2.2	1	0	0	0	0	0	0	1.2
NORTH CAROLINA	02-28-15	*	6	1	1	1.000	0	0	.000	0	0	.000	1	0	1	2.1	2	0	0	0	0	0	2	1.2
at PITT	03-04-15	*	3	0	0	.000	0	0	.000	0	0	.000	0	0	0	2.0	0	0	0	0	0	0	0	1.1



MIKE FERNANDEZ

Sophomore | Guard | 6-1 | 190

11

Coral Gables, Fla. | Belen Jesuit

- Local Coral Gables product. Walk on.
- Hard working. Plays hard on defense in practice, making others better.
- Dedicated to improving his game.
- Tremendous increase in strength since arriving in 2013.
- Max bench: 300, up 95 pounds since his arrival.
- Cuban descent. First language is Spanish.
- Despite an offer from Cornell, stayed in Miami to be close to cousin who has leukemia.

2014-15			
Opposition	P	R	A
Howard	2	0	0
Charleston	0	0	0
Virginia Tech	0	0	0
at Virginia Tech	0	0	0

2013-14			
Opposition	P	R	A
Texas Southern	0	0	0
Loyola	0	0	0
Boston College	0	0	0

Fernandez Career Highs

Points


Season: 2, vs. Howard, 11/14/14

- Favorites: Food: Cuban. Cuban dish: Vaca frita (crispy beef), arroz con frijoles (rice and beans) y tres leches (three milks dessert). Movies: Godfather and Will Ferrell movies. Book: Mediations by Marcu Aurelius. Athlete: Rudy Garcia-Tolson (Paralympic runner). Quote: "Ubuntu" – Nguni Bantu African for I am because we are. Ice cream flavor: Fish Food.
- Ideal profession: Business magnate and investor. Best piece of advice: Never take no for an answer. Started playing basketball: Fifth grade. Why UM: Why not?

As a Freshman (2013-14): Walk on ... Played in three games, including one ACC game against Boston College (2/22) ... Season highs: 2 minutes vs. Loyola 12/30.

High School: All-Dade county team honorable mention two years ... Dade vs. Palm Beach County all-star game ... Averaged 8.0 ppg senior year ... Hit 40 percent of field goals senior year ... Three-year varsity letterman ... Two-year starter at guard ... Coached by Jose Roca ... Honor roll ... Played water polo, winning second place at state ... Also on track team.

Personal: Born Michael Brandon Fernandez April 5, 1995 ... Son of Ilena and Joaquin Novoa and Mike and Constance Fernandez ... Brother to George, Alexander, Cristofer and Michelle Fernandez, and Joaquin Novoa ... Majoring in finance ... First language is Spanish ... Played AAU for Gold Coast: Team Miami ... Recruited by Cornell University.



CHRIS STOWELL

Freshman | Forward | 6-7 | 190

35

Exeter, N.H. | Tilton School (N.H.) | Exeter HS


- Last name is pronounced stole.
- Walk on from New Hampshire who played postgraduate year at Tilton School.
- Foote Fellow at UM - a program that is offered to a select number of incoming freshmen who have a record of curricular and co-curricular distinction in high school and exhibit an interest in and capacity for independent and self-motivated learning.
- Good athleticism and is improving his strength.
- Max bench: 260, up 70 pounds since his arrival. 185 Bench: 11x.
- Looking to expand his offensive game to shoot 3-pointers.
- Brother, Bill, played basketball at Plymouth State University.
- Speaks English, Spanish, some Italian, a little Russian, and is learning Chinese and Hebrew.
- Favorites: Food: Pasta with Italian meatballs. Movie: Transformers and Hoosiers. Book: Mind Gym by Gary Mack. Pro athlete: Derek Jeter. Quote: Winners never quit and quitters never win. Actor: Mark Harmon. Subject in school: Math. Ice cream flavor: Peanut butter. Cuban dish: Dulce de leche (caramel dessert).
- Biggest fear: Clowns. Ideal profession: Entrepreneur. Why UM: Best combination of academics and athletics. Started playing basketball: Age 4.

2014-15			
Opposition	P	R	A
Howard	0	0	1
Charleston	0	0	0
Virginia Tech	0	0	0
at Virginia Tech	0	0	0

Tilton School : During post graduate year in 2013-14, won postseason coaches award ... Coached by Marcus O'Neil ... Honor roll.

Exeter High School: Helped Blue Hawks to state playoffs in both the 2011-12 and 2012-13 seasons ... Reached quarter-finals senior year ... In 2012-13 assisted team to championship game of the 50th Annual Queen City Invitational by scoring 10 points and going 6-for-6 from line in semi-final game ... Coached by Jeff Holmes at Exeter ... Twice earned scholar-athlete award ... Honor roll.

Personal: Born Christopher Michael Stowell on Dec. 29, 1994 in Exeter, N.H. ... Last name is pronounced Stoll ... Son of Bill and Maria ... Brother to Bill, Jr., who played basketball at Plymouth State University ... One of 560 students (out of 10,000 undergrads) to be named a Foote Fellow at UM - a program that is offered to select incoming freshmen who have a record of curricular and co-curricular distinction in high school and exhibit an interest in and capacity for independent and self-motivated learning ... Student-Athlete Advisory Committee representative at UM.



1
DEANDRE BURNETT
RFr. | G | 6-2 | 195
Miami, Fla. | Carol City HS




33
IVAN CRUZ UCEDA
Jr. | F | 6-10 | 237
Madrid, Spain | Harcum College (Pa.)




11
MIKE FERNANDEZ
So. | G | 6-1 | 190
Coral Gables, Fla. | Belen Jesuit



23
TONYE JEKIRI
Jr. | C | 7-0 | 244
Hialeah, Fla. | Champagnat Catholic




20
MANU LECOMTE
So. | G | 5-11 | 170
Brussels, Belgium | Athene des Pagodes




10
SHELDON McCLELLAN
RJR. | G | 6-5 | 205
Houston, Texas | Texas | Bellaire



21
KAMARI MURPHY
Jr. | F | 6-9 | 216
Brooklyn, N.Y. | Oklahoma St | IMG | Lincoln HS




0
JA'QUAN NEWTON
Fr. | G | 6-2 | 185
Philadelphia, Pa. | Neumann-Goretti



12
JAMES PALMER
Fr. | G | 6-5 | 200
Washington, D.C. | St. John's College HS




5
DAVON REED
So. | G | 6-6 | 208
Ewing, N.J. | Princeton Day




13
ANGEL RODRIGUEZ
RJR. | G | 5-11 | 180
San Juan, P.R. | Kansas State | Dr. Krop HS



22
OMAR SHERMAN
Fr. | F | 6-8 | 260
Duncanville, Texas | Duncanville HS



35
CHRIS STOWELL
Fr. | F | 6-7 | 190
Exeter, N.H. | Tilton School | Exeter HS



2
JOE THOMAS
Gr. | F | 6-7 | 245
Miami, Fla. | Niagara | Dr. Krop HS



JIM LARRAÑAGA
Head Coach




ERIC KONKOL
Assistant Coach



MICHAEL HUGER
Assistant Coach



CHRIS CAPUTO
Assistant Coach



ADAM FISHER
Director of Operations