

miami

CONTACT: Amy (Woodruff) LaBrie, Associate Communications Director
 O: (305) 284-3241 | C: (813) 410-1194
 LaBrie@miami.edu | @CanesHoops

2015-16 SCHEDULE

DATE	OPPONENT	RADIO	TV	TIME
Nov. 13	UT Rio Grande Valley	\$	ESPN3	W, 86-59
Nov. 16	Louisiana	^	RSN	W, 93-77

Puerto Rico Tip-Off

Nov. 19	vs. Mississippi State	^	ESPN2	W, 105-79
Nov. 20	vs. No. 16 Utah	\$	ESPN	W, 90-66
Nov. 22	vs. No. 22/20 Butler	\$	ESPN2	W, 85-75
Nov. 27	[15/19] Northeastern	^	ESPN3	L, 77-78
Dec. 1	[21] at Nebraska	^	ESPN	W, 77-72 OT
Dec. 5	[21] Charlotte	\$	ESPN3	W, 88-60
Dec. 8	[17/20] RV Florida	^	ESPN2	W, 66-55
Dec. 19	[15/19] Co. of Charleston	^	FS South	W, 85-63
Dec. 22	[13/16] at La Salle	^	CBS SN	W, 95-49
Dec. 29	[13/15] Princeton	^	ESPN3	W, 76-64

Jan. 2	[13/15] Syracuse	\$	ACCN	W, 64-51
Jan. 9	[12/11] Florida State	\$	ESPN2	W, 72-59
Jan. 12	[8/9] at #13/11 Virginia	\$	ESPN	L, 58-66
Jan. 16	[8/9] at Clemson	\$	ACCN	L, 65-76
Jan. 20	[15/14] at Boston College	\$	RSN	W, 67-53
Jan. 23	[15/14] Wake Forest	\$	ACCN	W, 77-63
Jan. 25	[15/13] No. 24/20 Duke	\$	ESPN	W, 80-69
Jan. 30	[15/13] at RV NC State	\$	ACCN	L, 69-85
Feb. 3	[17/15] RV Notre Dame	\$	ESPN2	W, 79-70
Feb. 7	[17/15] at Georgia Tech	\$	ESPN	W, 75-68
Feb. 9	[12/11] -RV Pittsburgh	^	ESPN	W, 65-63
Feb. 14	[12/11] at Florida State	\$	ESPN	W, 67-65
Feb. 17	[11/10] Virginia Tech	\$	RSN	W, 65-49
Feb. 20	[11/10] at No. 5/4 UNC	\$	CBS	L, 71-96
Feb. 22	[12/11] No. 3 Virginia	\$	ESPN	W, 64-61
Feb. 27	[12/11] No. 11/- Louisville	^	ACCN	W, 73-65
March 2	[7] at RV Notre Dame	\$	ESPN2	W, 68-50
March 5	[7] at Virginia Tech	\$	ACCN	L, 62-77

ACC Tournament, Washington, D.C.

March 10 [11] #3 vs. 11 FSU/14BC/6VT	^	ESPN/ACCN	9 p.m.
March 11 Semifinals	\$	ESPN/ACCN	9 p.m.
March 12 Finals	\$	ESPN/ACCN	9 p.m.

Game times listed in ET and subject to change.

Home games played in the BankUnited Center

[] Miami's AP / USA TODAY ranking

RSN - Regional Sports Network ACCN - ACC Network

\$ 560 WQAM Radio ^ WHIM 1080 Radio

All ACC games on ESPN will also be available on WatchESPN

All ACC games on ACCN or RSN will also be available on ESPN3

MIAMI HISTORY & RECORDS

The Canes' stats, notes and almanac are online at:
<http://gocan.es/mbbnotes>.

#3



2015-16

**11 MIAMI****HURRICANES**

24-6 (13-5)

LEADERS**Points per Game**

Sheldon McClellan, 15.7

Angel Rodriguez, 11.6

Rebounds per Game

Tonye Jekiri, 9.1

Assists per Game

Angel Rodriguez, 4.3

**MIAMI IN THE
ACC TOURNAMENT**

All-Time Record: 12-10

Titles: 1, 2013

Quarterfinals: 2-7

Semifinals: 1-1

Finals: 1, 1-0

Record as #3 Seed: 0-0

Record in D.C.: 0-1

Coach L Record: 6-3

Record Against:

Boston College: 1-1

Florida State: 0-1

Virginia Tech: 3-2

SETTING THE SCENE

March 10, 2016 | 9 p.m.

Verizon Center | Washington, D.C.

TV: ESPN | ACC Network

Radio: 560 WQAM

Web: ESPN3 <http://es.pn/1KQjH8q> | TheACC.com

Coach Jim Larrañaga ranks in the top 60 on the list of winningest coaches all-time, and top 15 amongst active coaches vs. major schools. After leading Miami to the 2013 NCAA Sweet 16 and winning the school's first ACC regular season and tournament championships, Larrañaga was honored as the AP, Naismith, USBWA Henry Iba, Adolph Rupp Cup and ACC Coach of the Year.

**THE GAME**

No. 11 Miami opens ACC Tournament play in the Quarterfinals as the third seed on Thursday, March 10 at 9 p.m. against 6-seed Virginia Tech, 11-seed Florida State or 14-seed Boston College.

THE BROADCASTS

Catch the game on ESPN with Dan Shulman, Jay Bilas and Allison Williams on the call, as well as on the ACC Network with Tim Brando and Dan Bonner. Affiliates: <http://theacc.co/mbb16watch10>.

Also check out the game on 560 WQAM radio with Joe Zagacki, the Voice of the Hurricanes.

THE COACH

Head coach Jim Larrañaga has a 585-389 overall record in his 32nd season as a head coach. He is 115-55 in his fifth season at the University of Miami, with a 54-34 mark in ACC play. Coach L is 6-3 in the ACC Tournament.

THE POLLS (as of March 7)

AP: Miami - 11

USA TODAY: Miami - 11

KenPom.com: Miami - 12

NCAA RPI: Miami - 7

Miami's 16-consecutive weeks in the polls top the school record of 12 from 2001-02. UM has been ranked in the AP's top 15 for 13 weeks this season, eclipsing the previous school record of 10 in the 1959-60 season.

The Canes are ranked 12-or-better in the AP for the seventh time this season, 14th time under Coach L, 18th time since 1985-86 and 25th time since 1959-60.

THE WEATHER

Game day temperatures: Coral Gables - 81/71; Washington, D.C. - 75/49.

THE NOTE

Senior guard Sheldon McClellan is the third-most efficient offensive player in the country among players used in 20 percent of possessions, and 20th overall, according to KenPom.com on March 7. McClellan's 2-point shooting percentage is 56.5 percent this season. McClellan has posted the 15th-best shooting percentage (49.5%) in the country among guards, and has the top shooting percentage among guards in the ACC, according to stats on NCAA.org on March 7.

THE ANNIVERSARY

The 2015-16 season marks the 10-year anniversary of Coach Jim Larrañaga and George Mason University's Cinderella run to the 2006 Final Four.

CANES IN THE POLLS IN 2015-16

	AP	USA TODAY	NCAA RPI
Preseason	RV (48)	RV (11)	
11/16	RV (37)	RV (2)	
11/23	15	19	
11/30	21	21	
12/7	17	20	36
12/14	15	19	33
12/21	13	16	16
12/28	13	15	16
1/4	12	11	15
1/11	8	9	15
1/18	15	14	17
1/25	15	13	14
2/1	17	15	16
2/8	12	11	14
2/15	11	10	9
2/22	12	11	8
2/29	7	7	7
3/8	11	11	7

MIAMI IN THE AP POLL

Current streak	All-Time Top 15	Top 25
16 weeks*	38	69

*previous school record was 12-straight weeks in 2001-02

2015-16 ROSTER

NAME	YR.	POS.	HT.	WT.	HOMETOWN PREVIOUS SCHOOL (S)
0 Ja'Quan Newton	So.	G	6-2	180	Philadelphia, Pa. / Neumann-Goretti HS Knack for getting into the lane off the dribble ... Improved defensively over the summer ... Reserve point guard.
3 Anthony Lawrence, Jr.	Fr.	G	6-7	210	St. Petersburg, Fla. / Lakewood Senior Athletic and can attack the basket with authority ... Son of a high school coach ... PG in high school, small forward at Miami.
5 Davon Reed	Jr.	G	6-6	210	Ewing, N.J. / Princeton Day School (N.J.) 2015 NIT All-Tournament Team ... Can knock down a three or take it to the rim with authority ... Guards multiple positions.
10 Sheldon McClellan	RSr.	G	6-5	200	Houston, Texas / Texas / Bellaire Jerry West Award Finalist, Naismith Trophy Midseason Finalist and Robertson Trophy Midseason List ... 2015 NIT All-Tournament Team.
12 James Palmer	So.	G	6-5	202	Washington, D.C. / St. John's College HS Can play positions 1-4 ... Good pull-up jumper and can make 3-pointers ... Knocked down 5-of-5 3-point attempts at Virginia Tech in 2015.
13 Angel Rodriguez	RSr.	G	5-11	185	Cupey, P.R. / Kansas State / Dr. Krop HS Puerto Rico Tip-Off MVP ... 2015 ACSMA All-ACC H.M. ... Floor general ... Vocal and physical leader.
15 Ebuka Izundu	Fr.	C	6-10	210	Charlotte, N.C. / Victory Christian Center / Nigeria 6-foot-10-inches tall, with 7-3 wingspan ... Great touch around the basket ... Moved to U.S. in 2013 to pursue basketball career.
20 Mike Robinson	Fr.	G	5-10	170	New Britain, Conn. / New Britain HS Team's student manager turned walk on ... Played basketball, football and was on track team in high school ... Good quickness.
21 Kamari Murphy	RJr.	F	6-8	220	Brooklyn, N.Y. / Oklahoma State / IMG / Lincoln HS Explosive athlete with pogo-stick type hops ... Takes pride in defense ... Can guard positions 1-5 ... Great straight-line driver.
23 Tonye Jekiri	Sr.	C	7-0	248	Hialeah, Fla. / Champagnat Catholic School / Nigeria ACC Player of the Week, Nov. 23 ... Led league with 10.9 rebounds in ACC games and 9.9 rpg in all games, 2015 ... ACC All-Defensive Team.
33 Ivan Cruz Uceda	Sr.	F	6-10	217	Madrid, Spain / Harcum College (Pa.) Transformed body losing 20 pounds and dropping body fat from 24% to 9% in summer of 2015 ... Inside-outside player ... Great shooter.
35 Chris Stowell	So.	F	6-6	190	Exeter, N.H. / Tilton School (N.H.) / Exeter HS Walk on with good athleticism ... Continuously improving his strength ... Speaks English, Spanish, some Italian, Russian, Chinese & Hebrew.

REDSHIRT (Will sit 2015-16 season after transferring from San Jose State)

1 Rashad Muhammad*	Jr.	G	6-6	160	Las Vegas, Nev. / San Jose State / Bishop Gorman HS Big-time scorer with deep range ... Led SJSU in scoring two-straight seasons, 13.9 ppg as a sophomore and 13.2 ppg as a rookie.
---------------------------	------------	----------	------------	------------	-----------------------------------------------------------------------------------------------------------------------------------------------------------------------------------------------

LARRAÑAGA BY THE NUMBERS

5 - Coach Jim Larrañaga is one of five ACC coaches with a Final Four appearance to his credit. In 2006, Larrañaga became the first coach at a mid-major school to take his team to the NCAA Final Four in 27 years.

6 - In 31 years of coaching, Jim Larrañaga has a winning record in the NCAA Tournament, a 7-5 mark in six appearances.

7 - Larrañaga is no stranger to the ACC. In his seven seasons as an assistant coach at Virginia, the Cavaliers participated in the NCAA Final Four in 1981 and 1984, won three ACC Championships and finished in the Top 5 of the rankings.

10 - The 2015-16 marks the 10th anniversary of Larrañaga's Cinderella run to the 2006 NCAA Final Four with George Mason. Both associate head coach Chris Caputo and director of operations James Johnson were on that GMU staff.

15 - Larrañaga has made 15 postseason appearances in the past 26 years, including six NCAA tournaments.

32 - Larrañaga is in his 32nd year as a head coach and has successfully transitioned three institutions into successful programs: Miami, Bowling Green and George Mason.

500 - Coach L is one of five ACC coaches with 500 or more wins.

LARRAÑAGA - WHY MIAMI?

Along with returning to the best basketball conference in the country, Coach L had a few personal reasons for accepting the head coaching job at Miami. Coach's grandfather was from Cuba, where he produced the Larrañaga [lare-en-YAH-ga] cigar. Coach's father was raised in Key West before moving to The Bronx, N.Y., getting married and raising six children. Coach L was raised in The Bronx, but vacationed to Florida as a boy. He also has owned a house in Sarasota - which he bought from Dick Vitale's daughter - and three of his siblings have retired to Florida.

MIAMI POSTS 20-WIN SEASON

Coach Jim Larrañaga has posted his fourth 20-win season in five years at The U, and his 10th career 20-win season. This is Miami's seventh 20-win season since joining the ACC for the 2004-05 campaign. Larrañaga is just the second coach in Miami history with four 20-win seasons, joining Bruce Hale (1954-67).

13+ ACC WINS FOR THE SECOND TIME UNDER COACH L

Miami has won 13 games in ACC play for just the second time in school history, along with 15 wins in 2012-13. In five seasons under Larrañaga, the Canes have won seven-or-more ACC games each season. Prior to the arrival of Coach L, Miami had never won 10 ACC games in a season.

MIAMI AS A RANKED TEAM

Miami is one of seven schools in the country to win at least five games over top 25 teams this season: 8-Kansas; 7-Oklahoma, 6-Xavier, Texas; 5-Miami, Virginia, Wisconsin. Miami is one of five schools to start the season unranked and defeat at least two top 15 teams: 5-Texas; 3-Iowa, Texas A&M, Xavier; 2-Miami.

TIED FOR MOST REGULAR-SEASON WINS

Miami was 24-5 in the regular season, tied with the 24-6 record in 2012-13, for the most regular-season wins in Hurricanes history. In Larrañaga's five seasons, the Canes have the following records in the regular season: 2015-16: 24-5, 2014-15: 20-11, 2013-14: 16-15, 2012-13: 24-6, 2011-12: 18-11.

BEST FG SHOOTING PERCENTAGE IN 27 YEARS

The Canes are hitting 47.2 percent (784-1661) from the field, the best in Miami's history since the 1988-89 season when UM was hitting 49.2 percent (1024-2083) of its shots. Miami's 75.0 percent at the line is the best since 77.1 percent in 2001-02.

PRONUNCIATIONS

Players

33 Ivan Cruz Uceda	E-von Cruise Ew-say-duh
15 Ebuka Izundu	E-boo-kuh E-zoon-do
23 Tonye Jekiri	Tahn-yay Jah-kEEr-EE
21 Kamari Murphy	Kuh-mar-EE
0 Ja'Quan Newton	Juh-Quan
5 Davon Reed	Day-von
35 Chris Stowell	Stole

Coaches

Jim Larrañaga	LARE-uh-NAY-guh
Chris Caputo	Ca-poo-toe

Locations

Cupey, P.R.	kew-pay
Champagnat School	schomp-un-yaht

CLASS BREAKDOWN

Seniors	Ivan Cruz Uceda, Tonye Jekiri, Sheldon McClellan, Angel Rodriguez
Juniors	Kamari Murphy, Davon Reed, Rashad Muhammad (RS)
Sophomores	Ja'Quan Newton, James Palmer, Chris Stowell
Freshmen	Ebuka Izundu, Anthony Lawrence, Mike Robinson

GEOGRAPHIC BREAKDOWN

Nigeria	Tonye Jekiri Ebuka Izundu
Puerto Rico	Angel Rodriguez
Spain	Ivan Cruz Uceda
United States	
Connecticut	Mike Robinson
Florida	Anthony Lawrence, Jr.
Nevada	Rashad Muhammad
New Hampshire	Chris Stowell
New Jersey	Davon Reed
New York	Kamari Murphy
Pennsylvania	Ja'Quan Newton
Texas	Sheldon McClellan
Washington, D.C.	James Palmer

PRESEASON

October 2015

1. North Carolina
2. Virginia
3. Duke
4. Notre Dame
5. Miami
6. Florida State
7. Louisville
8. NC State
9. Syracuse
10. Pitt
11. Wake Forest
12. Clemson
13. Georgia Tech
14. Virginia Tech
15. Boston College

ACC FINAL STANDINGS

March 5, 2016

North Carolina	14-4	25-6
Virginia	13-5	24-6
Miami	13-5	24-6
Louisville	12-6	23-8
Notre Dame	11-7	20-10
Duke	11-7	22-9
Virginia Tech	10-8	18-13
Clemson	10-8	17-13
Pitt	9-9	20-10
Syracuse	9-9	19-12
Georgia Tech	8-10	18-13
Florida State	8-10	18-12
NC State	5-13	15-16
Wake Forest	2-16	11-19
Boston College	0-18	7-24

MIAMI AS A RANKED TEAM VS. OPPONENTS

Ranked by either or both polls

WHILE RANKED IN TOP 25 ALL-TIME

Overall	98-41
Overtime + 2OT	5-1
Single Overtime	4-1
Double Overtime	1-0

WHILE RANKED SINCE REBIRTH (1985-86)

Overall	80-35
Overtime + 2OT	3-1
Single Overtime	2-1
Double Overtime	1-0

WHILE RANKED SINCE JOINING ACC ('04-05)

Overall	50-21
Overtime + 2OT	1-1
Single Overtime	1-1
Double Overtime	0-0
In top 5	12-4
In top 15 (in at least one poll)	31-10

WHILE RANKED UNDER COACH L

Overall	39-14
Overtime + 2OT	1-0
Single Overtime	1-0
Double Overtime	0-0
In top 5	12-4
In top 15 (in at least one poll)	31-11

EYEING MILESTONES - UM RECORD BOOK

Career Blocks

1. Contantin Popa, 1991-95	263
5. Julian Gamble, 2008-13	132
6. Tito Horford, 1986-88	125
7. Tonye Jekiri, 2012-p	124

Career Rebounds

3. Harry Manushaw, 1958-61	914
4. Tonye Jekiri, 2012-p	875

Career Games Played

1. Rion Brown, 2010-14	136
2. Tonye Jekiri, 2012-p	134

Career Victories

1. Tonye Jekiri, 2012-p	93
-------------------------	----

20-POINT GAMES IN 2015-16

27 - Sheldon McClellan vs. #16 Utah, 11-20-15
24 - Sheldon McClellan vs. Florida, 12-8-15
22 - Sheldon McClellan at Georgia Tech, 2-7-16
22 - Sheldon McClellan vs. Syracuse, 1-2-16
21 - Sheldon McClellan vs. #24/20 Duke, 1-25-16
21 - Sheldon McClellan vs. Florida State, 1-9-16
21 - Davon Reed vs. #3 Virginia, 2-22-16
20 - Sheldon McClellan at Florida State, 2-15-16
20 - Tonye Jekiri vs. #16 Utah, 11-20-15
20 - Ja'Quan Newton vs. Charleston, 12-19-15
20 - Ivan Cruz Uceda at La Salle, 12-22-15

DOUBLE-DOUBLES IN 2015-16

Tonye Jekiri

20p, 12r - vs #16 Utah, 11-20-15
12p, 12r - vs. #22/20 Butler, 11-22-15
10p, 14r - at La Salle, 12-22-15
10p, 10r - vs. Pittsburgh, 2-9-16

Angel Rodriguez

13p, 11a - vs. Duke, 1-25-16

2015-16 TEAM HIGHLIGHTS

- First team in Miami history to sell out its home arena for the entire season.
- 24 regular season wins are tied with 2012-13 season for the most in Miami history.
- 13 wins in ACC play are the second most in school history, behind 15 in 2012-13.
- Perfect 9-0 at home in ACC play, 15-1 at home overall.
- Defeated five ranked teams: No. 3 Virginia, No. 11 Louisville, No. 16 Utah, No. 22/20 Butler and No. 24/20 Duke, with back-to-back wins over Virginia and Louisville.
- Ranked in the polls a school record 16-straight weeks. Ranked top-15 for a school record 13 weeks, including current streak of five-straight weeks.
- Won the Puerto Rico Tip Off, defeating No. 16 Utah, No. 22/20 Butler and Mississippi State by 20.0 points per game. Puerto Rico native Angel Rodriguez was named MVP.
- Won ACC-Big Ten Challenge game at Nebraska, 77-72 in overtime.
- Defeated in-state rival Florida, which was receiving votes at the time.
- Posted 11-1 non-conference record with only loss on a buzzer-beater vs. Northeastern. The Canes were 6-1 at home, 2-0 on the road and 3-0 at neutral sites.
- Coach L named ACC Coach of the Year for second time in four seasons.
- Three players - Sheldon McClellan, Tonye Jekiri and Angel Rodriguez - named All-ACC, while Jekiri was on the ACC Defensive Team. Davon Reed was on the All-ACC Academic Team.

VERIZON CENTER CONNECTIONS TO THE HURRICANES

Miami in the Verizon Center:

- March 28, 2013, NCAA Tournament, Sweet 16: No. 15/16 Marquette 71, No. 5/4 Miami 61
- March 10, 2005, ACC Tournament: 11-seed Virginia, 66, 6-seed Miami 65
- Coach Jim Larrañaga, at George Mason in 2006
- Sweet 16: George Mason 63, Wichita State 55
- Elite 8: George Mason 86, Connecticut 84 OT

MIAMI IN TOURNAMENT PLAY UNDER COACH L

- Miami is 12-2 in tournament play over the past two seasons with a perfect 7-0 record in non-conference tournaments, a 1-1 mark in the ACC Tournament and a 4-1 record in the NIT. In five seasons under Coach L, Miami is 25-9 in tournament play, including regular and postseason.
- 2015-16: Puerto Rico Tip Off (3-0).
- 2014-15: Charleston Classic (4-0), ACC Tournament (1-1), NIT (4-1).
- 2013-14: Wooden Legacy (3-1), ACC Tournament (1-1).
- 2012-13: Diamond Head Classic (1-2), ACC Tournament (3-0), NCAA Tournament (2-1).
- 2011-12: Orange Bowl Classic (1-0), ACC Tournament (1-1), NIT (1-1).

ALL-ACC AWARDS FOR THE HURRICANES

Coach Jim Larrañaga was named the ACC Coach of the Year for the second time in four seasons while three players earned postseason honors. Coach Jim Larrañaga - Coach of the Year (ACSMA/Coaches); Tonye Jekiri - All-Defensive Team (ACSMA/Coaches); Sheldon McClellan - Second Team All-ACC (ACSMA/Coaches); Angel Rodriguez - Third Team All-ACC (ACSMA); Tonye Jekiri - Honorable Mention (ACSMA/Coaches). Since joining the league in 2004-05, Miami has had 34 honorees on ACC postseason award lists, 21 of which have come under Coach L's watch, including five of Miami's six All-Defensive Team players. Jekiri is the only Hurricane to be named to that team twice.

LARRAÑAGA GRADUATES CANES STUDENT-ATHLETES

All four Hurricane seniors will be graduates of Miami following the 2015-16 campaign. Last May Sheldon McClellan earned his bachelor of liberal arts degree and in December Angel Rodriguez earned his bachelor's of education degree with a major in sports administration and a minor in sociology, the same degree Ivan Cruz Uceda and Tonye Jekiri will both complete in May 2016.



Tonye Jekiri

ALL GAMES	Lineup with Jekiri	Without Jekiri	Difference
Plus/Minus	235	43	192
Points Allowed, Per 40 Minutes	61.8	74.6	-12.8

ACC GAMES	Lineup with Jekiri	Without Jekiri	Difference
Plus/Minus	70	-18	88
Points Allowed, Per 40 Minutes	61.3	77.5	-16.2

	2FG	3FG	FT	180 player
Sheldon McClellan	56.5	39.0	85.2	180.7
Grayson Allen	51.0	42.3	83.0	176.3
Malcolm Brogdon	51.4	41.1	87.8	180.3

Sheldon McClellan

KenPom.com	Efficiency (Rank)	True Shoot%	ORating	2FG%	TO Rate
Sheldon McClellan	20	63.8	127.7	56.5	10.0
Grayson Allen	42	61.8	125.3	51.0	12.4
Malcolm Brogdon	NR	60.2	120.6	51.4	11.1

	Points Per Possession	National Rank*
Sheldon McClellan	1.186	2nd in major conferences
Buddy Hield	1.148	3rd in major conferences
Jaron Blossomgame	1.115	2nd in ACC

* minimum 360 possessions

UM SINCE JOINING THE ACC IN 2004-05

Season	Overall	ACC W-L	ACC Rank/Seed	ACC T	Post Season
2004-05	16-13	7-9	t6 / 6	0-1	NIT 0-1
2005-06	18-16	7-9	t7 / 8	1-1	NIT 2-1
2006-07	12-20	4-12	12 / 12	1-1	
2007-08	23-11	8-8	t5 / 5	1-1	NCAA 1-1
2008-09	19-13	7-9	t7 / 9	0-1	NIT 1-1
2009-10	20-13	4-12	12 / 12	2-1	
2010-11	21-15	6-10	9 / 9	1-1	NIT 2-1
2011-12	20-13	9-7	t4 / 6	1-1	NIT 1-1
2012-13	29-7	15-3	1 / 1	3-0	NCAA 2-1
2013-14	17-16	7-11	10 / 10	1-1	
2014-15	25-13	10-8	6 / 6	1-1	NIT 4-1
2015-16	24-6	13-5	2 / 3		

SINCE THE ARRIVAL OF COACH L IN 2011-12 ... (only includes teams while in the ACC, not with previous conference affiliations)

as of March 6, 2016 (end of regular season)

- Miami won ACC regular season and ACC tournament championships in 2013.
- Miami has 35 overall road wins, the most in the conference, leading 34 from North Carolina, 33 by Virginia and 31 from Duke.
- Miami has posted a 8-6 combined record against Duke (4-2) and North Carolina (4-4).
- Miami has the fourth-most ACC wins (54) in league play, behind Duke (66), Virginia (65) and North Carolina (64).
- Miami has the fourth-most ACC road wins (22) in league play, behind Duke (29), North Carolina (29) and Virginia (25).
- Miami has the fourth-most ACC home wins (31), behind Virginia (40), Duke (37), North Carolina (35).
- Miami is one of four schools with six or more wins in the ACC Tournament: North Carolina 7, NC State 7, Miami 6, Florida State 6.
- Miami is one of six ACC schools with a winning record in the NCAA tournament: Duke, Louisville, Miami, North Carolina, NC State, Notre Dame.
- Miami's seeds in the ACC Tournament have been No. 1, No. 3, No. 6 (2x) and No. 10.
- Miami is one of 10 ACC teams to make an NCAA tournament appearance.
- Miami played in the championship game of the NIT in 2015.
- Two ACC Coach of the Year, one ACC Player of the Year, ACC Defensive Player of the Year, one ACC Tournament MVP, four ACC All-Tournament, one first-team All-ACC, two second-team All-ACC, four third-team All-ACC, six honorable mention All-ACC, one ACC All-Rookie Team and five ACC All-Defensive Team selections.
- Miami has the most lopsided win over Duke (27 points) and second-most lopsided wins over North Carolina (26 points) and Florida State (24 points) of any ACC team.
- Miami has won eight ACC games by 20 or more points: Boston College (27, 22, 22 and 21), Duke (27), North Carolina (26), Florida State (24) and Virginia Tech (24).

IN THE FOUR YEARS PRIOR TO THE ARRIVAL OF COACH L (2007-11) ...

- Miami posted the ninth-most ACC wins (25) in the league, ahead of NC State (20), Virginia (21) and Georgia Tech (21).
- Miami recorded 83 overall wins, tied for sixth-most in the ACC.
- Miami's seeds in the ACC Tournament were No. 5, No. 9 (2x) and No. 12.
- Miami was 1-12 combined against Duke and UNC.
- Miami had one first-team All-ACC, one third-team All-ACC, one honorable mention All-ACC, one ACC All-Rookie Team and one ACC Tournament Team selection.



MIAMI RECORDS IN THE ACC TOURNAMENT

Won-Loss Record: 22 games, 12-10

Titles: 1, 2013

Quarterfinal Appearances: 9, 2-7

Semifinal Appearances: 2, 1-1

Final Appearances: 1, 1-0

Tournament MVP Selections: 1

All-Tournament Team Selections: 6

First Team: 3

Second Team: 3

MIAMI COACHES IN THE ACC TOURNAMENT

Jim Larrañaga (2012-Present) 6-3 (.667)

Frank Haith (2005-2011) 6-7 (.462)

2004-05: MCI CENTER (WASHINGTON, D.C.)

First Round: No. 11 Virginia def. No. 6 Miami, 66-65

2005-06: GREENSBORO COLISEUM (N.C.)

First Round: No. 8 Miami def. No. 9 Clemson, 66-63

Quarterfinals: No. 1 Duke def. No. 8 Miami, 80-76

2006-07: ST. PETE TIMES FORUM (TAMPA, FLA.)

First Round: No. 12 Miami def. No. 5 Maryland, 67-62

Quarterfinals: No. 4 Boston College def. No. 12 Miami, 74-71 (OT)

2007-08: CHARLOTTE BOBCATS ARENA (N.C.)

First Round: No. 5 Miami def. No. 12 NC State, 63-50

Quarterfinals: No. 4 Virginia Tech def. No. 5 Miami, 63-49

2008-09: GEORGIA DOME (ATLANTA, GA.)

First Round: No. 8 Virginia Tech def. No. 9 Miami, 65-47

2009-10: GREENSBORO COLISEUM (N.C.)

First Round: No. 12 Miami def. No. 5 Wake Forest, 83-62

Quarterfinals: No. 12 Miami def. No. 4 Virginia Tech, 70-65

Semifinals: No. 1 Duke def. No. 12 Miami, 77-74

2010-11: GREENSBORO COLISEUM (N.C.)

First Round: No. 9 Miami def. No. 8 Virginia, 69-62 (OT)

Quarterfinals: No. 1 North Carolina def. No. 9 Miami, 61-59

2011-12: PHILIPS ARENA (ATLANTA, GA.)

First Round: No. 6 Miami def. No. 11 Georgia Tech, 54-36

Quarterfinals: No. 3 Florida State def. No. 6 Miami, 82-71

2012-13: GREENSBORO COLISEUM (N.C.)

Quarterfinals: No. 1 Miami 69, No. 8 Boston College 58

Semifinals: No. 1 Miami 81, No. 5 NC State 71

Finals: No. 1 Miami 87, No. 3 North Carolina 77

2013-14: GREENSBORO COLISEUM (N.C.)

First Round: No. 10 Miami 57, No. 15 Virginia Tech 53

Second Round: No. 7 NC State 67, No. 10 Miami 58

2014-15: GREENSBORO COLISEUM (N.C.)

Second Round: No. 6 Miami 59, No. 14 Virginia Tech 49

Quarterfinals: No. 3 Notre Dame 70, No. 6 Miami 63

2015-16: VERIZON CENTER (WASHINGTON, D.C.)

Quarterfinals: No. 3 Miami vs. No. 11 FSU/No. 14 BC/No. 6 VT

COACH L VS. THE ACC IN THE TOURNAMENT

vs. Boston College 1-0

vs. Florida State 0-1

vs. Georgia Tech 1-0

vs. North Carolina 1-0

vs. NC State 1-1

vs. Notre Dame 0-1

vs. Virginia Tech 2-0

THE HURRICANES IN THE ACC TOURNAMENT

The Canes are the No. 3 seed for the first time in UM history.

Against potential 2016 quarterfinal opponents, Miami is 1-1 (W: 2013, L: 2007) vs. Boston College, 0-1 (2012) vs. Florida State and 3-2 (W: 2015, 2010, 2014; L: 2008, 2009) against Virginia Tech.

The Canes are playing in the ACC Tournament for the 12th time.

Miami is 12-10 in ACC Tournament play.

Miami is 0-1 in tournament games played in Washington, D.C.

Under head coach Jim Larrañaga, Miami is 6-3 in the ACC Tournament in just four seasons. The Hurricanes were 6-7 in the first seven years in the league, including two seasons (2005, 2009) without a victory in the ACC Tournament.

UM has won at least one game in the tournament in nine of 11 seasons, including six-straight.

UM has won five of its last seven games in the ACC tournament after going 3-0 in 2013 and 1-1 in both 2014 and 2015.

Miami won the ACC Tournament in 2013, defeating North Carolina, 87-77, in the championship game, for the Canes' first ACC title. UM also finished the 2013 regular season atop the standings.

Miami's three wins in 2013 are the most by the Canes in the ACC Tournament.

Miami's highest seed was No. 1, in 2013.

Since Miami joined the ACC in 2004-05, four teams have won both the regular season and tournament, once by Miami (2013) and Virginia (2014), twice by Duke (2006, 2009) and North Carolina (2007, 2008).

Since 2012, four teams from outside the state of North Carolina have won the ACC Championship: Florida State, Miami, Virginia and Notre Dame.

ACC TOURNAMENT
RECORD BY OPPONENT

Opponent	W	L
Boston College	1	1
Clemson	1	0
Duke	0	2
Florida State	0	1
Georgia Tech	1	0
Maryland	1	0
North Carolina	1	1
Notre Dame	0	1
NC State	2	1
Virginia	1	1
Virginia Tech	3	2
Wake Forest	1	0

ACC TOURNAMENT
RECORD BY SEED

Miami Seed	W	L
No. 1	3	0
No. 5	1	1
No. 6	2	3
No. 8	1	1
No. 9	1	2
No. 10	1	1
No. 12	3	2

ACC TOURNAMENT
RECORD VS. SEED

Opp. Seed	W	L
No. 1	0	3
No. 3	1	2
No. 4	1	2
No. 5	3	0
No. 7	0	1
No. 8	2	0
No. 9	1	1
No. 11	1	1
No. 12	1	0
No. 14	1	0
No. 15	1	0

ACC TOURNAMENT MVP

Shane Larkin 2012-13

ACC ALL-TOURNAMENT TEAM

Durand Scott	2009-10	
Shane Larkin	2012-13	1st
Durand Scott	2012-13	1st
Trey McKinney Jones	2012-13	2nd
Julian Gamble	2012-13	2nd

ACC COACH OF THE YEAR

Jim Larrañaga	2012-13	Coaches / ASCMA
Jim Larrañaga	2015-16	Coaches / ASCMA

ACC PLAYER OF THE YEAR

Shane Larkin 2012-13 Coaches

ACC DEFENSIVE PLAYER OF THE YEAR

Durand Scott 2012-13 Coaches / ASCMA

FIRST TEAM ALL-ACC

Jack McClinton	2007-08	
Jack McClinton	2008-09	
Shane Larkin	2012-13	Coaches / ASCMA

SECOND TEAM ALL-ACC

Guillermo Diaz	2004-05	
Guillermo Diaz	2005-06	
Kenny Kadji	2012-13	Coaches / ASCMA
Sheldon McClellan	2015-16	Coaches / ASCMA

THIRD TEAM ALL-ACC

Robert Hite	2005-06	
Jack McClinton	2006-07	
Malcolm Grant	2010-11	
Kenny Kadji	2011-12	
Durand Scott	2012-13	Coaches
Rion Brown	2013-14	Coaches/ASCMA
Angel Rodriguez	2015-16	ASCMA
Tonye Jekiri	2015-16	Coaches

HONORABLE MENTION ALL-ACC

Robert Hite	2004-05	
Reggie Johnson	2010-11	
Durand Scott	2011-12	
Durand Scott	2012-13	ASCMA
Tonye Jekiri	2014-15	ASCMA
Sheldon McClellan	2014-15	ASCMA
Angel Rodriguez	2014-15	ASCMA
Tonye Jekiri	2015-16	ASCMA

ACC ALL-DEFENSIVE TEAM

Anthony King	2004-05	
Shane Larkin	2012-13	Coaches / ASCMA
Durand Scott	2012-13	Coaches / ASCMA
Julian Gamble	2012-13	Coaches
Tonye Jekiri	2014-15	Coaches / ASCMA
Tonye Jekiri	2015-16	Coaches / ASCMA

Tuesday, March 8 - First round

Noon – No. 12 NC State vs. No. 13 Wake Forest
2 p.m. – No. 11 Florida State vs. No. 14 Boston College

Wednesday, March 9 - Second round

Noon – No. 8 Pitt vs. No. 9 Syracuse
2 p.m. – No. 5 Duke vs. Tuesday noon winner
7 p.m. – No. 7 Clemson vs. No. 10 Georgia Tech
9 p.m. – No. 6 Virginia Tech vs. Tuesday 2 p.m. winner

Thursday, March 10 - Quarterfinals

Noon – No. 1 North Carolina vs. Wed. noon winner
2 p.m. – No. 4 Notre Dame vs. Wed. 2 p.m. winner
7 p.m. – No. 2 Virginia vs. Wednesday 7 p.m. winner
9 p.m. – No. 3 Miami vs. Wednesday 9 p.m. winner

Friday, March 11 - Semifinals

7 p.m. – Thursday afternoon winners
9 p.m. – Thursday evening winners

Saturday, March 12 - Championship

9 p.m. – Friday evening winners



CURRENT CANES IN THE ACC TOURNAMENT

TONYE JEKIRI	Date	TOTAL			3-PTS			REBOUNDS								
		GS	Min	FG A Pct	3 A Pct	FT A Pct	O D TotAvg	PF FO A	TO Bk Stl Pts							
vs Boston Co.	03-15-13	5	0	0 .000	0 0 .000	0 0 .000	1 0 1	2 0 0	0 0 0	0	0					
vs NC State	03-16-13	9	0	0 .000	0 0 .000	2 2 1.000	2 1 3	2 0 0	0 0 0	0	2					
vs UNC	03-17-13	3	0	1 .000	0 0 .000	1 2 .500	1 0 1	0 0 0	0 0 0	0	1					
vs Virginia Tech	03-12-14	* 37	1	2 .500	0 0 .000	3 4 .750	4 8 12	2 0 2	1 2 0	5						
vs NC State	03-13-14	* 29	2	3 .667	0 0 .000	2 2 1.000	3 6 9	3 0 1	3 2 0	6						
vs Virginia Tech	03-11-15	* 24	4	8 .500	0 0 .000	1 2 .500	1 7 8	4 0 1	0 1 0	9						
vs Notre Dame	03-12-15	* 34	3	6 .500	0 0 .000	5 6 .833	3 8 11	5 1 0	1 0 0	11						
Totals		4	20.1	10 20 .500	0 0 .000	14 18 .778	15 30 45	18 1 4	5 5 0	4.9						

JA'QUAN NEWTON	GS	Min	FG	A	Pct	3	A	Pct	FT	A	Pct	O	D	TotAvg	PF	FO	A	TO	Bk	Stl	Pts	
vs Virginia Tech	03-11-15	8	0	1	.000	0	0	.000	0	0	.000	0	3	3	1	0	0	3	0	1	0	
vs Notre Dame	03-12-15	1	0	0	.000	0	0	.000	0	0	.000	0	0	0	0	0	0	1	0	0	0	
Totals		9	0	1	.000	0	0	.000	0	0	.000	0	3	3	1.5	1	0	0	4	0	1	0

DAVON REED		GS	Min	FG	A	Pct	3	A	Pct	FT	A	Pct	O	D	TotAvg	PF	FO	A	TO	Bk	Stl	Pts	
vs Virginia Tech	03-12-14		22	5	8	.625	4	7	.571	0	0	.000	0	1	1	1	0	0	2	0	0	14	
vs NC State	03-13-14		21	3	8	.375	1	4	.250	2	2	1.000	0	0	0		4	0	1	1	0	1	9
vs Virginia Tech	03-11-15	*	36	4	8	.500	2	2	1.000	0	0	.000	1	3	4		1	0	1	2	1	1	10
vs Notre Dame	03-12-15	*	30	1	8	.125	1	4	.250	3	5	.600	3	3	6		2	0	1	1	0	1	6
Totals			109	13	32	.406	8	17	.471	5	7	.714	4	7	11	2.3	8	0	3	6	1	3	9.8

SHELDON MCCLELLAN	GS	Min	FG	A	Pct	3	A	Pct	FT	A	Pct	O	D	TotAvg	PF	FO	A	TO	Bk	Stl	Pts		
vs Virginia Tech	03-11-15	*	40	5	9	.556	2	4	.500	4	6	.667	0	6	6	2	0	0	0	1	0	16	
vs Notre Dame	03-12-15	*	37	4	11	.364	0	5	.000	2	2	1.000	1	4	5	2	0	1	2	0	4	10	
Totals			77	9	20	.450	2	9	.222	6	8	.750	1	10	11	5.5	4	0	1	2	1	4	13.0

JAMES PALMER	GS	Min	FG	A	Pct	3	A	Pct	FT	A	Pct	O	D	TotAvg	PF	FO	A	TO	Bk	Stl	Pts	
vs Virginia Tech	03-11-15	*	16	1	1	1.000	0	0	.000	0	0	.000	0	3	3	0	0	1	3	1	0	2
vs Notre Dame	03-12-15	*	15	1	4	.250	0	1	.000	0	0	.000	2	0	2	1	0	1	0	0	0	2
Totals			31	2	5	.400	0	1	.000	0	0	.000	2	3	5	1	0	1	3	1	0	2.0

ANGEL RODRIGUEZ	GS	Min	FG	A	Pct	3	A	Pct	FT	A	Pct	O	D	TotAvg	PF	FO	A	TO	Bk	Stl	Pts
vs Virginia Tech	03-11-15	10	1	4	.250	0	1	.000	3	4	.750	1	1	2	0	0	1	0	0	1	5
vs Notre Dame	03-12-15	24	4	7	.571	2	2	1.000	5	9	.556	0	0	0	2	0	1	2	0	2	15
Totals		17.0	5	11	.455	2	3	.666	8	13	.615	1	1	2	2	0	2	2	0	3	10.0

IVAN CRUZ UCEDA	GS	Min	FG	A	Pct	3	A	Pct	FT	A	Pct	O	D	TotAvg	PF	FO	A	TO	Bk	Stl	Pts
vs Virginia Tech	03-11-15	15	2	3	.667	0	1	.000	0	0	.000	0	3	3	1	0	0	0	0	0	4
vs Notre Dame	03-12-15	23	4	7	.571	2	4	.500	0	0	.000	1	3	4	2	0	0	1	0	0	10
Totals		19.0	6	10	.600	2	5	.400	0	0	.000	1	6	7	3	0	0	1	0	0	7.0

SINCE MIAMI JOINED ACC IN 2004-05

VIRGINIA TECH (18-13)

Home: 9-4 Away: 6-7

Neutral: 3-2 Under Coach L: 8-3

Since joining ACC: 12-12

UM rank VT	
2/02/05	L, 73-63 H
2/19/05	L, 71-58 A
2/22/06	W, 70-59 H
1/23/07	-- 24/23 L, 92-85 H
2/24/07	L, 73-57 A
2/9/08	W, 74-71 A
3/14/08	L, 63-49 N
1/25/09	L, 88-83, OT H
3/12/09	L, 65-47 N
1/13/10	23 -- L, 81-66 A
1/31/10	W, 82-75 H
3/12/10	W, 70-65 N
1/30/11	L, 72-68 A
2/9/12	W, 65-49 H
1/30/13	14/15 -- W, 73-64 A
2/27/13	5/7 -- W, 76-58 H
12/8/13	L, 61-60 OT H
2/15/14	L, 52-45 A
3/12/14	W, 57-53 N
02/18/15	W, 76-52 H
03/07/15	W, 82-61 A
03/11/15	W, 59-49 N
02/17/16	11/10 -- W, 65-49 H
03/05/16	7 -- L, 62-77 A

FLORIDA STATE (34-42)

Home: 26-12 Away: 8-28

Neutral: 0-2 Under Coach L: 7-4

Since joining ACC: 12-14

UM rank FSU

1/15/05	W, 64-63 H
1/15/05	W, 64-63 H
2/22/05	W, 65-49 A
1/29/06	W, 84-78 OT A
3/5/06	L, 64-61 H
1/20/17	L, 86-67 A
3/3/07	L, 98-90 OT H
2/6/08	L, 62-55 H
3/8/08	L, 75-72 OT A
1/21/09	W, 75-69 H
2/18/09	L, 80-67 A
2/6/10	L, 71-65 A
3/6/10	L, 61-60 H
1/19/11	L, 55-53 H
2/26/11	L, 65-59 A
2/11/12	-- 15/17 L, 64-59 A
2/26/12	-- 15/16 W, 78-62 H
3/9/12	-- 17/17 L, 82-71 N
1/27/13	25 -- W, 71-47 H
2/13/13	3/4 -- W, 74-68 A
1/15/14	L, 63-53 H
2/10/14	W, 77-73 A
2/01/15	L, 54-55 A
2/25/15	23/23 -- W, 81-77 H
1/9/16	12/11 -- W, 72-59 H
2/14/16	12/11 -- W, 67-65 A

BOSTON COLLEGE (22-24)

Home: 11-11 Away: 10-11

Neutral: 1-2 Under Coach L: 9-0

Since joining the ACC: 14-8

UM rank BC

1/21/06	-- 21/21 L, 65-61 H
2/16/06	-- 13/15 L, 65-54 A
1/16/07	L, 82-63 A
2/7/07	L, 75-68 H
3/9/07	L, 74-71 OT N
1/15/08	21/24 -- L, 76-66 A
3/5/08	W, 74-61 H
1/10/09	-- 24/17 W, 77-71 A
2/21/09	W, 69-58 H
12/6/09	L, 60-61 A
1/19/10	L, 79-75 H
1/15/11	W, 72-71 H
2/23/11	W, 73-64 A
1/29/12	W, 76-54 A
3/3/12	W, 77-56 H
1/16/13	W, 60-59 A
2/5/13	8/11 -- W, 72-50 H
3/15/13	9/10 -- W, 69-58 N
2/22/14	W, 69-42 H
01/10/15	W, 60-56 H
02/16/15	W, 89-86 2OT A
1/20/16	15/14 -- W, 67-53 A

RECAPPING THE 2013 ACC TOURNAMENT AND 2013 CHAMPIONSHIP GAME

ACC ALL-TOURNAMENT TEAMS AND MVP

Shane Larkin was named the ACC Tournament MVP while Durand Scott was listed on the first team and Trey McKinney Jones and Julian Gamble were on the second team.

Larkin averaged 23.7 points, 5.0 rebounds, 5.0 assists and 2.3 steals while shooting 51.1 percent from the field, 45.0 percent from distance and 88.9 percent at the line. Scott averaged 15.7 points, 2.7 rebounds, 2.0 assists. Gamble posted 8.3 ppg, 5.0 rpg and 1.7 bpg while McKinney Jones put up 11.7 ppg, hitting eight shots from distance.

CHAMPIONSHIP VS. NORTH CAROLINA - GAME RECAP

Miami claimed its first conference tournament championship in school history ... Miami became the first school since 1974 to win the ACC outright regular-season and tournament titles in the same season. Miami is also the first ACC school outside of the state of North Carolina to do so ... Shane Larkin was named the ACC All-Tournament MVP ... Larkin and Durand Scott were named to the ACC All-Tournament first team, while Julian Gamble and Trey McKinney Jones were named to the second team ... The Hurricanes improve to 5-18 against North Carolina in the all-time series, which dates back to the 1949-50 season. The Canes have defeated UNC three times this season after losing 10 straight games to the Tar Heels ... The Hurricanes shot 54.4 percent from 3-point range and connected on 12-of-22 3-point attempts, breaking their previous ACC Tournament mark of 10 (recorded against Florida State on March 9, 2012) ... Miami shot 75 percent from the free throw line and has now posted back-to-back games shooting over 70 percent from the free throw line ... Shane Larkin scored a career-high 28 points, surpassing his previous mark of 27 against Jacksonville on Nov. 16, 2012 ... Larkin now has three straight 20-point performances. He has reached double figures in nine consecutive games, and has scored in double figures in all five games played in the tournament (12, 16, 20, 23, 28) ... Trey McKinney Jones recorded a career-high 20 points, as well as connecting on a career-high six 3-pointers. His previous career high was 18 points (and five 3-pointers) against Michigan State on Nov. 28, 2012 ... Rion Brown who finished the game with 12 points and recorded his highest point total since scoring 10 points vs. Virginia on Feb. 19. Brown has scored in double digits five times this year, including two straight games against BC on Feb. 5 and UNC on Feb. 9 ... Brown, who shot 60 percent from the field for the game, has shot better than 43 percent from the field eight times, including 81.8 percent (9-11) at Georgia Tech ... Four Hurricanes finished the game with double digit scoring, Shane Larkin (28), Trey McKinney Jones (20), Rion Brown (12) and Julian Gamble (11).

2013 ACC TOURNAMENT CHAMPIONS

First Round, Thursday, March 14

#8 Boston College 84, #9 Georgia Tech 64

#5 NC State 80, #12 Virginia Tech 63

#7 Maryland 75, #10 Wake Forest 62

#6 Florida State 73, #11 Clemson 69

Quarterfinals, Friday, March 15

#1 Miami 69, #8 Boston College 58

#5 NC State 75, #4 Virginia 56

#7 Maryland 83, #2 Duke 74

#3 North Carolina 83, #6 Florida State 62

Semifinals, Saturday, March 16

#1 Miami 81, #5 NC State 71

#3 North Carolina 79, #7 Maryland 76

Finals, Sunday, March 17

#1 Miami 87, #3 North Carolina 77

COMPARING 2015-16
TO 2012-13 TEAM

	2015-16	2012-13
Seniors	4	5
Juniors	2	3
Sophomores	2	1
Freshmen	2	1
Scholarship players	10	10
Transfers	4	3
Players 6'5"+	8	9
Players 6'10"+	3	5

ACC GAMES ONLY

Record	13-5	15-3
Home	9-0	8-1
Away	4-5	7-2
PPG	68.9	68.7
OPP PPG	65.9	59.7
FG%	44.5	46.0
OPP FG%	43.5	40.4
3FG%	32.6	36.0
OPP 3FG%	33.2	31.8
3FG M/G	6.2	7.1
3fg A/G	5.6	5.5
FT%	72.9	66.2
REB	33.4	36.0
OPP REB	34.3	31.9
AST	11.8	11.5
STL	6.1	5.7
BLK	3.7	4.8

2012-13

2012-13

		Total					3-Point		F-Throw		Rebounds														
##	Player	gp-gs	min	avg	fg-fga	fg%	3fg-fga	3fg%	ft-fa	ft%	off	def	tot	avg	pf	dq	a	to	blk	stl	pts	avg			
35	Kenny Kadji	18-18	522	29.0	96-183	.525	32-73	.438	40-62	.645	23	99	122	6.8	41	1	9	32	23	4	264	14.7			
00	Shane Larkin	18-17	654	36.3	89-182	.489	32-84	.381	38-55	.691	8	63	71	3.9	31	0	87	40	3	32	248	13.8			
01	Durand Scott	18-17	611	33.9	77-180	.428	15-51	.294	37-50	.740	15	46	61	3.4	44	2	47	37	2	28	206	11.4			
04	Trey McKinney Jones	18-18	523	29.1	53-131	.405	27-76	.355	23-29	.793	5	48	53	2.9	25	0	32	19	0	13	156	8.7			
45	Julian Gamble	18-16	408	22.7	54-97	.557	0-0	.000	19-37	.514	42	59	101	5.6	48	1	6	13	41	8	127	7.1			
15	Rion Brown	18-1	365	20.3	38-98	.388	21-64	.328	17-21	.810	9	23	32	1.8	22	0	10	12	0	6	114	6.3			
42	Reggie Johnson	14-3	276	19.7	27-75	.360	0-4	.000	20-32	.625	24	60	84	6.0	32	0	11	30	11	5	74	5.3			
23	Tonye Jekiri	18-0	124	6.9	12-20	.600	0-0	.000	6-11	.545	17	14	31	1.7	17	0	2	8	6	4	30	1.7			
21	Erik Swoope	13-0	59	4.5	5-10	.500	0-0	.000	1-6	.167	6	10	16	1.2	10	0	1	1	0	0	11	0.8			
10	Raphael Akpejori	10-0	48	4.8	3-9	.333	0-0	.000	0-0	.000	3	8	11	1.1	6	0	1	1	1	3	6	0.6			
03	Steve Sorenson	4-0	5	1.3	0-0	.000	0-0	.000	1-2	.500	0	0	0	0.0	0	0	0	3	0	0	1	0.3			
12	Justin Heller	4-0	5	1.3	0-2	.000	0-1	.000	0-0	.000	0	1	1	0.3	1	0	1	2	0	0	0	0.0			
Team											27	38	65				1								
Total.....		18	3600		454-987	.460	127-353	.360	202-305	.662	179	469	648	36.0	277	4	207	199	87	103	1237	68.7			
Opponents.....		18	3600		396-979	.404	99-311	.318	184-288	.639	165	409	574	31.9	298	6	182	202	63	104	1075	59.7			

2015-16

2015-16

		Total					3-Point		F-Throw		Rebounds											
#	Player	gp-gs	min	avg	fg-fga	fg%	3fg-fga	3fg%	ft-fa	ft%	off	def	tot	avg	pf	dq	a	to	blk	stl	pts	avg
10	Sheldon McClellan	18-18	601	33.4	86-186	.462	27-78	.346	86-103	.835	8	54	62	3.4	31	0	28	20	7	17	285	15.8
05	Davon Reed	18-18	536	29.8	75-156	.481	27-71	.380	36-43	.837	14	55	69	3.8	29	0	24	20	9	14	213	11.8
13	Angel Rodriguez	18-18	561	31.2	70-170	.412	24-88	.273	33-43	.767	16	34	50	2.8	48	3	82	40	3	27	197	10.9
00	Ja'Quan Newton	14-0	321	22.9	48-111	.432	6-14	.429	39-57	.684	10	28	38	2.7	24	0	28	32	2	11	141	10.1
23	Tonye Jekiri	18-18	547	30.4	60-125	.480	0-1	.000	14-30	.467	54	99	153	8.5	54	0	16	22	16	11	134	7.4
21	Kamari Murphy	18-17	438	24.3	38-82	.463	0-4	.000	14-25	.560	32	77	109	6.1	30	0	8	14	11	8	90	5.0
33	Ivan CruzUceda	16-1	186	11.6	22-58	.379	14-42	.333	6-6	1.000	9	27	36	2.3	23	0	2	9	4	2	64	4.0
03	Anthony Lawrence	17-0	181	10.6	18-38	.474	9-19	.474	9-19	.474	15	12	27	1.6	14	0	12	7	8	6	54	3.2
12	James Palmer	18-0	193	10.7	16-50	.320	4-22	.182	15-19	.789	5	8	13	0.7	8	0	12	6	4	11	51	2.8
15	Ebuka Izundu	6-0	32	5.3	3-3	1.000	0-0	.000	4-6	.667	2	0	2	0.3	9	0	1	3	2	2	10	1.7
20	Mike Robinson	2-0	2	1.0	1-2	.500	0-1	.000	0-0	.000	0	0	0	0.0	0	0	0	0	0	0	2	1.0
35	Chris Stowell	2-0	2	1.0	0-0	.000	0-0	.000	0-0	.000	0	0	0	0.0	0	0	0	0	1	0	0	0.0
Team											21	21	42				8					
Total.....		18	3600		437-981	.445	111-340	.326	256-351	.729	186	415	601	33.4	270	3	213	181	67	109	1241	68.9
Opponents.....		18	3600		446-1026	.435	100-301	.332	194-266	.729	203	414	617	34.3	313	5	215	206	59	88	1186	65.9

ACC TOURNAMENT RECORDS

MIAMI TEAM RECORDS

POINTS SCORED

87	vs. North Carolina	3/17/13
----	--------------------	---------

FIELD GOALS MADE

30	vs. North Carolina	3/17/13
30	vs. Wake Forest	3/11/10

FIELD GOAL ATTEMPTS

64	vs. Florida State	3/09/12
64	vs. Virginia	3/10/11
64	vs. Virginia	3/10/05

FIELD GOAL PERCENTAGE

.527 (29-55)	vs. Boston College	3/09/07
--------------	--------------------	---------

3-POINT FIELD GOALS MADE

12	vs. North Carolina	3/17/13
----	--------------------	---------

3-POINT FIELD GOALS ATTEMPTED

29	vs. Virginia	3/10/11
----	--------------	---------

3-POINT FIELD GOAL PERCENTAGE

.545 (12-22)	vs. North Carolina	3/17/13
--------------	--------------------	---------

FREE THROWS MADE

26	vs. NC State	3/13/08
----	--------------	---------

FREE THROWS ATTEMPTED

30	vs. NC State	3/13/08
30	vs. NC State	3/16/13

FREE-THROW PERCENTAGE

1.000 (6-6)	vs. Boston College	3/09/07
.867 (26-30)	vs. NC State	3/13/08

REBOUNDS

47	vs. Virginia	3/10/05
----	--------------	---------

ASSISTS

14	vs. Wake Forest	3/11/10
14	vs. Duke	3/10/06

STEALS

12	vs. North Carolina	3/11/11
----	--------------------	---------

BLOCKED SHOTS

7	vs. Maryland	3/08/07
---	--------------	---------

OPPONENT TEAM RECORDS

POINTS SCORED

82	Florida State	3/09/12
----	---------------	---------

FIELD GOALS MADE

27	North Carolina	3/17/13
----	----------------	---------

FIELD GOAL ATTEMPTS

68	Clemson	3/09/06
----	---------	---------

FIELD GOAL PERCENTAGE

.500 (25-50)	NC State	3/16/13
.500 (21-42)	Virginia Tech	3/12/09

3-POINT FIELD GOALS MADE

13	North Carolina	3/17/13
----	----------------	---------

3-POINT FIELD GOALS ATTEMPTED

32	Duke	3/10/06
----	------	---------

3-POINT FIELD GOAL PERCENTAGE

.563 (9-16)	Florida State	3/09/12
-------------	---------------	---------

FREE THROWS MADE

25	Florida State	3/09/12
----	---------------	---------

FREE THROWS ATTEMPTED

32	Florida State	3/09/12
----	---------------	---------

FREE-THROW PERCENTAGE

.909 (10-11)	North Carolina	3/17/13
--------------	----------------	---------

REBOUNDS

51	Virginia Tech	3/14/08
----	---------------	---------

ASSISTS

17	NC State	3/13/14
17	North Carolina	3/17/13
17	North Carolina	3/11/11

STEALS

13	Virginia Tech	3/12/10
----	---------------	---------

BLOCKED SHOTS

8	Florida State	3/09/12
---	---------------	---------

INDIVIDUAL RECORDS

POINTS SCORED

32	Durand Scott vs. NC State	3/16/13
----	---------------------------	---------

FIELD GOALS MADE

12	Durand Scott vs. NC State	3/16/13
----	---------------------------	---------

FIELD GOAL ATTEMPTS

19	Guillermo Diaz vs. Duke	3/10/06
----	-------------------------	---------

FIELD GOAL PERCENTAGE (Min. 5 Made)

1.000 (6-6)	Reggie Johnson vs. Wake Forest	3/11/10
-------------	--------------------------------	---------

3-POINT FIELD GOALS MADE

6	Trey McKinney Jones vs. North Carolina	3/17/13
---	----------------------------------------	---------

3-POINT FIELD GOALS ATTEMPTED

11	Adrian Thomas vs. North Carolina	3/11/11
----	----------------------------------	---------

11	Malcolm Grant vs. Virginia	3/10/11
----	----------------------------	---------

11	Jack McClinton vs. Virginia Tech	3/14/08
----	----------------------------------	---------

3-POINT FIELD GOAL PERCENTAGE (Min. 4 Made)

.667 (6-9)	Trey McKinney Jones vs. North Carolina	3/17/13
------------	----------------------------------------	---------

FREE THROWS MADE

10	Anthony King vs. Duke	3/10/06
----	-----------------------	---------

10	Guillermo Diaz vs. Virginia	3/10/05
----	-----------------------------	---------

FREE THROWS ATTEMPTED

12	Anthony King vs. Duke	3/10/06
----	-----------------------	---------

12	Guillermo Diaz vs. Virginia	3/10/05
----	-----------------------------	---------

FREE-THROW PERCENTAGE (Min. 6 Made)

1.000 (8-8)	Shane Larkin vs. North Carolina	3/17/13
-------------	---------------------------------	---------

1.000 (8-8)	James Dews vs. NC State	3/13/08
-------------	-------------------------	---------

REBOUNDS

14	Anthony King vs. Virginia	3/10/05
----	---------------------------	---------

UM COMMUNICATIONS

MBB Contact	Amy (Woodruff) LaBrie
	Associate Director of Communications
Work/Cell	(305) 284-3241 / (813) 410-1194
E-mail	LaBrie@miami.edu
Ass't AD for Communications	Tom Symonds
Website	www.HurricaneSports.com

2015-16 UM QUICK FACTS

Location	Coral Gables, Fla.
Stadium	BankUnited Center
Press Row	305-284-2111
Capacity	7,972
Enrollment	16,188
Founded	1925
Colors	Orange, Green, White
Nickname	Hurricanes
Mascot	Sebastian the Ibis
Conference	Atlantic Coast
President	Dr. Julio Frenk
Director of Athletics	Blake James
Address	5821 San Amaro Drive Coral Gables, FL 33146

2014-15 Overall Record	25-13
Home/Away/Neutral	12-6 / 8-4 / 5-3
2014-15 ACC Record / Finish	10-8 / 6th
Scholarship Players Returning / Lost	7 / 3
Newcomers	3

Head Coach	Jim Larrañaga
Alma Mater	Providence, 1971
Record at UM	115-55 / 5th season
Overall Record	585-389 / 32nd season

Chris Caputo	Westfield (Mass.) State, '02
Jamal Brunt	Randolph-Macon, '03
Adam Fisher	Penn State, '06, '09
James Johnson	Director of Operations
Jaime Vathielil	Assoc. Director of Operations
Jason Robey	Athletic Trainer
Steve Felde	Strength & Conditioning Coach

HISTORY

First Season of Basketball	1926
Overall All-Time Record	987-725
Year UM Joined ACC	2004-05
NCAA Appearances	Seven (6-7)
	1960, 1998, 1999, 2000, 2002, 2008, 2013
Last NCAA Appearance	L, 71-61
	Sweet 16 vs. Marquette, 2013
NIT Appearances	12 (11-12)
	1961, 1963, 1964, 1995, 1997,
	2001, 2005, 2006, 2009, 2011, 2015
Last NIT Appearance (2011)	L, 66-64 (ot)
	Championship vs. Stanford, 2015

COMMUNICATIONS POLICIES

All interview requests for assistant coaches or athletics department staff members must be approved and cleared by Amy (Woodruff) LaBrie in the UM Communications office. Credential requests are taken via e-mail to LaBrie (LaBrie@miami.edu). Any misuse of credentials will result in removal from the BankUnited Center and the permanent voiding of the credential. The UM locker room is closed at all times. For home games, Coach L and at least one Hurricane player will report to the media room for interviews following the opposing team's press conference.

QUICK HITS - ACC GAMES ONLY

- The Canes average 31.5 points per game in the paint, including 42 paint points against both Duke and Boston College.
- Four Hurricanes are averaging at least 10.0 points per game.
- Four Canes pull down at least 3.0 rebounds per game.
- Six players are averaging at least 22.0 minutes per game.

IN ACC GAMES

- Ja'Quan Newton scored in double digits in eight of the 14 games he played. He had an assist in every game, and multiple assists in nine games. He grabbed four-plus rebounds in seven games.
- Anthony Lawrence, Jr. recorded at least one block in six of the last 10 games. He scored in nine of 10 games after scoring only four total points over two games the first eight ACC outings.
- Davon Reed scored in double digits in 13 outings. He hit a 3-pointer in 12 games, and multiple threes in nine contests, including five-of-six makes vs. Virginia (Feb. 22). He grabbed four-or-more rebounds in 13 outings. He had a steal in 12 of the last 17 games.
- Sheldon McClellan scored 10+ points in all 18 ACC outings. He drained at least two shots from long range in seven of the last 11 games. He had an assist in 12 games and multiple handouts in 10 outings. He had a steal in 10 games, with a trio in three outings. McClellan hit four-or-more free throws in 12 games.
- James Palmer scored in the last three games of the season, and in 12 total games.
- Angel Rodriguez had three-or-more assists in 14 outings. He scored in double digits 12 times. Rodriguez had five-plus steals three times. He hit multiple threes in eight outings.
- Kamari Murphy grabbed five-or-more rebounds in 13 games and had double-digit rebounds in two of the last six outings.
- Tonye Jekiri grabbed double-digit rebounds seven times. Jekiri played at least 20 minutes in all 18 league games. He had a steal in six of the last nine games.

INDIVIDUAL QUICK HITS IN ALL GAMES

- Ja'Quan Newton scored double-digit points in 18 games after only scoring 10+ in four games as a rookie. He has scored 283 points as a sophomore, after tallying 135 points in 34 games a season ago.
- After scoring four points in seven ACC appearances (39 total minutes), Anthony Lawrence, Jr. notched 18 points vs. Notre Dame in 21 minutes.
- Sheldon McClellan has scored 20+ points in seven outings and 14+ points in 20 games. He has scored 10+ in every ACC game, and 20+ in five league outings.
- Tonye Jekiri has pulled down at least 10 rebounds in 15 games, including eight games with 12-or-more.

MIAMI TEAMS ARE NATIONALLY RANKED

Both Canes basketball teams are currently ranked in the top 25 polls as the men are No. 11 and the women are No. 21. Canes baseball is ranked No. 6, women's tennis is No. 21 and women's track is No. 21.

DOUBLE-DOUBLES

Tonye Jekiri

12p, 10r - vs Providence, 12-22-14
13p, 15r - Boston College, 01-10-15
10p, 10r - at #4/4 Duke, 01-13-15
13p, 15r - at Syracuse, 01-24-15
10p, 10r - #9/8 Louisville 02-03-15
12p, 15r - at Boston College, 02-16-15
15p, 15r - Virginia Tech, 02-18-15
13p, 15r - at #12 Louisville, 02-21-15
12p, 11r - Florida State, 02-25-15
10p, 11r - at Pittsburgh, 03-04-15
11p, 11r - vs. Notre Dame, 03-12-15
20p, 12r - vs #16 Utah, 11-20-15
12p, 12r - vs. #22/20 Butler, 11-22-15
10p, 14r - at La Salle, 12-22-15
10p, 10r - vs. Pittsburgh, 2-9-16

Sheldon McClellan

31p, 11r - at Charlotte, 11-25-14
16p, 10r - NC State, 01-22-15
16p, 11r - vs. Temple, 03-31-15

Davon Reed

10p, 12r - at Richmond, 03-24-15

Angel Rodriguez

13p, 11a - vs. #24/20 Duke, 1-25-16

20-POINT GAMES BY CURRENT PLAYERS

31 - Sheldon McClellan at Charlotte, 11-25-14
27 - Sheldon McClellan vs. #16 Utah, 11-20-15
25 - Angel Rodriguez vs Florida State, 2-25-15
25 - Angel Rodriguez vs #3 Virginia, 1-3-15
24 - Sheldon McClellan vs. Florida, 12-15-15
24 - Sheldon McClellan at Boston College, 2-16-15
24 - Angel Rodriguez at #4 Duke, 1-13-15
24 - Angel Rodriguez at #8/7 Florida, 11-17-14
22 - Sheldon McClellan at Georgia Tech, 2-7-16
22 - Sheldon McClellan vs. Syracuse, 1-2-16
21 - Sheldon McClellan vs. #24/20 Duke, 1-25-16
21 - Sheldon McClellan vs. Florida State, 1-9-16
21 - Sheldon McClellan vs Virginia Tech, 2-18-15
21 - Davon Reed vs. #3 Virginia, 2-22-16
20 - Tonye Jekiri vs. #16 Utah, 11-20-15
20 - Sheldon McClellan at Pittsburgh, 3-4-15
20 - Ja'Quan Newton vs. Co. of Charleston, 12-19-15
20 - Ivan Cruz Uceda at La Salle, 12-22-15
20 - Sheldon McClellan at Florida State, 2-15-16

FIRSTS UNDER JIM LARRAÑAGA AT MIAMI

First game: Nov. 11, 2011 vs. Tennessee Tech. W, 69-58.
First starting lineup: Malcolm Grant, Durand Scott, Garrius Adams, Erik Swoope, Kenny Kadji.
First opening tip: Miami — Kenny Kadji.
First UM FG: 18:38, Durand Scott, 3-pointer.
First lead: 18:38, 3-0.
First halftime score: Tennessee Tech 32, Miami 27.
First win: Nov. 11, 2011. Miami 69, Tennessee Tech 58.
Attendance at first game: 3,600.
First loss: Nov. 25, 2011 at Ole Miss, 64-61 (OT).
First road win: Dec. 22, 2011 at Charlotte, 76-61.
First ACC game: Jan. 7, 2012 at Virginia, L, 52-51.
First ACC win: Jan. 18, 2012 vs. Clemson, 76-73.
First ACC regular season title: 2012-13.
First NIT championship game appearance: April 2, 2015.

JIM LARRAÑAGA = PROGRAM CHANGER

In Coach L's Four Seasons at Miami ...

- ACC Regular Season and Tournament Championships
- .650 winning percentage
- Three 20-win seasons in four years
- Three postseason appearances with seven victories
- 15 ACC wins in 2013
- One All-American

Seven Seasons before Coach L at UM ...

- .561 winning percentage
- Best conference finish was fifth place
- One NCAA Tournament appearance
- Most ACC wins in a season was eight

In Coach L's 14 Seasons at George Mason ...

- .626 winning percentage
- 13-straight winning seasons
- A Final Four appearance
- Five trips to the NCAA Tournament
- Nine postseason appearances
- First national ranking
- First appearance in top 10
- First wins over top 10 teams
- Winningest coach in league history

Seven Seasons before Coach L at GMU...

- .340 winning percentage
- Seven-straight losing seasons
- Zero postseason appearances
- Worst team in the CAA

PRO CANES

James Jones	Cleveland Cavaliers (NBA)
Shane Larkin	Brooklyn Nets (NBA)
Jimmy Graham	Seattle Seahawks (NFL)
Erik Swoope	Indianapolis Colts (NFL)
Adrian Thomas	Bakersfield Jam (D-League)

Garrius Adams	STB Le Havre (France)
Brian Asbury	JL Bourg (France)
Rion Brown	Basic-Fit Brussels (Belgium)
Guillermo Diaz	Capitanes de Arecibo (Puerto Rico)
Julian Gamble	Basic-Fit Brussels (Belgium)
Lawrence Gilbert	CSU Atlassib Sibiu (Romania)
Malcolm Grant	Island Storm (Canada)
Gary Hamilton	Bohemios Montevideo (Uruguay)
Dequan Jones	Chiba Jets (Japan)
Kenny Kadji	New Basket Enel Brindisi (Italy)
Anthony King	Royal Hali Gaziantep (Turkey)
Donnavan Kirk	Fukuoka Rising (Japan)
Trey McKinney Jones	Kormend (Hungary)
Darius Rice	Al Ahli (Qatar)
Durand Scott	Enel Brindisi (Italy)

HIGHEST RANKED OPPONENT DEF. AT HOME

#1/1 Duke, 90-63, Jan. 23, 2013

HIGHEST RANKED OPPONENT DEF. ON ROAD

#2/2 Connecticut, 73-71, Feb. 20, 1999

VS. RANKED TEAMS ALL-TIME

Overall	54-143
Home	35-55
at BankUnited Center	16-23
Away	15-67
Neutral	4-21
Overtime + 2OT	1-6
Single Overtime	1-2
Double Overtime	0-4

VS. RANKED TEAMS SINCE REBIRTH (1985-86)

Overall	51-129
Home	32-48
Away	15-60
Neutral	4-21

VS. RANKED TEAMS SINCE JOINING ACC ('04-05)

Overall	26-54
Home	15-21
Away	8-23
Neutral	3-10
Conference Games	19-39
ACC Tournament	1-5
NCAA Tournament	0-2
Reg. Season, Non-Conf.	6-6

OVERALL NON-CONFERENCE GAMES*(includes conference tournament & postseason games)*

Overall	14-57
Home	8-18
Away	2-20
Neutral	4-19

UNDER COACH JIM LARRAÑAGA

Overall	12-22
Home	6-8
Away	4-10
Neutral	2-4
Conference Games	7-17
Reg. Season, Non-Conference	5-1
ACC Tournament	0-2
NCAA Tournament	0-1

COACH L VS. THE ACC

	Overall	ACC Tournament
Boston College	9-0	1-1
Clemson	4-2	1-0
Duke	4-2	0-2
Florida State	7-4	0-1
Georgia Tech	5-2	1-0
Louisville	1-2	--
North Carolina	4-4	1-1
NC State	4-5	2-1
Notre Dame	3-1	0-1
Pittsburgh	2-1	--
Syracuse	2-2	--
Virginia	2-4	1-1
Virginia Tech	8-3	3-2
Wake Forest	3-2	1-0

McCLELLAN THIRD-MOST EFFICIENT PLAYER IN THE NATION

Sheldon McClellan is the third-most efficient offensive player in the nation among players with 20 percent-or-more possessions used according to KenPom.com. He is also the most efficient player in the ACC overall, and No. 20 in the nation. McClellan is 17th in the ACC in 2-point field goal percentage (54.6), ninth in true shooting percentage (60.7) and 10th in free throw percentage (83.5). He is also fourth in the ACC in turnover rate (9.6).

JEKIRI EARNS MOST WINS IN PROGRAM HISTORY

In four seasons at Miami, senior Tonye Jekiri has won 93 games, the most of any Hurricane in school history. Jekiri is the only remaining player from the 2012-13 ACC Championship and NCAA Sweet 16 team. That season, Jekiri did not play in a pair of games, playing in just 27 wins individually. He has played in every victory since, with 17 as a sophomore, 25 as a junior and 24 this campaign.

CANES 22ND IN NATION IN FT PERCENTAGE

Miami ranks 22nd in the nation in free throw percentage, connecting on 489-of-652 (75.0%) shots at the free throw line. UM averages 16.3 points per game at the line, and has posted a +9.4 scoring margin overall this season. The Canes have drawn 569 fouls, while committing only 486, which ranks UM No. 16 in the country in fewest fouls. Opponents have just 473 attempts at the charity stripe.

REED POSTING SEASON-BEST NUMBERS

In the last four outings, Davon Reed has drained 65.7 percent (23-35) from the field, 55.6 percent (10-18) from three and 91.7 percent (11-12) at the line for the Hurricanes. He is averaging 16.8 ppg, 3.8 rpg, 1.0 apg in 32.5 minutes in those four outings against No. 3 Virginia, No. 11 Louisville, RV Notre Dame and at Virginia Tech.

NEWTON BEST SIXTH MAN IN THE COUNTRY

Dick Vitale has lauded Miami sophomore Ja'Quan Newton as the "best sixth man in the country." Newton has immensely improved his stats from last year, and has scored in double digits 18 times this season.

	GP	PPG	FG%	3FG	FT%	10+Pts	Reb	Ast	MPG	Stl
2015-16	26	10.9	46.7	9/25	72.7	18	66	64	22.3	23
2014-15	34	4.0	40.5	4/10	64.1	4	43	47	13.5	8

In 10 ACC victories Newton has played in (not vs. VT twice, Louisville and Notre Dame), he has averaged 11.4 points and 2.3 assists per game, hitting 50.6 percent from the field. In the Canes' four losses he has put up 6.8 points and 1.3 assists per outing, knocking down 26.5 percent of his shots.

McCLELLAN IN THE SECOND HALF

In both his junior and senior campaigns at Miami, Sheldon McClellan has picked up his scoring in the second half of games.

2015-16	PPG	FG%	3FG%	FT%	ACC: PPG	FG%	3FG%	FT%
1st	6.9	47.0	33.3	83.3	6.8	45.1	32.4	80.0
2nd	8.8	52.1	44.8	86.1	9.1	47.4	36.6	85.3
2014-15	2014-15 ACC							
1st	5.7	43.1	27.6	78.0	5.6	40.5	31.0	86.4
2nd	8.6	53.7	44.3	83.9	8.1	52.1	38.2	81.4

JEKIRI ON THE BOARDS

In 134 games at Miami senior Tonye Jekiri has grabbed 875 rebounds, fourth-most in Miami history. He has improved his rebounds per game from 1.6 as a rookie to 9.1 as a senior. He also has grabbed double-digit rebounds in 37 games over the past two seasons (67 games played), after doing so just three times in his first 67 outings.

Year	GP	RPG	High	10+	12+	15+	Year	GP	RPG	High	10+	12+
2015-16	30	9.1	17	15x	8x	1x	2013-14	33	5.5	13	3x	2x
2014-15	37	9.9	17	21x	12x	7x	2012-13	34	1.6	5	--	--

CANES SCORING 20 POINTS AGAINST TOP 25 TEAMS

Four current Hurricanes have scored 20+ points against a ranked team in their Miami career. Senior Angel Rodriguez leads the way with three, followed by two from Sheldon McClellan and one apiece from Davon Reed and Tonye Jekiri.

27 - Sheldon McClellan vs. #16 Utah, 11-20-15	25 - Angel Rodriguez vs #3 Virginia, 1-3-15
21 - Sheldon McClellan vs. #24/20 Duke, 1-25-16	24 - Angel Rodriguez at #4 Duke, 1-13-15
21 - Davon Reed vs. #3 Virginia, 2-22-16	24 - Angel Rodriguez at #8/7 Florida, 11-17-14
20 - Tonye Jekiri vs. #16 Utah, 11-20-15	

REED NAMED TO ALL-ACC ACADEMIC TEAM

Davon Reed was named to the 2015-16 All-Atlantic Coast Conference Academic Men's Basketball team. The junior from Ewing, N.J., is majoring in sports administration.

LARRAÑAGA USBWA DISTRICT IV CoY, McCLELLAN ALL-DISTRICT

Coach Larrañaga was named the USBWA District IV Coach of the Year and Sheldon McClellan was tabbed to the 10-player All-District IV Team.

MIAMI VS. RANKED TEAMS UNDER COACH L*[] Miami rank () Opponent rank AP/USA TODAY***2011-12**

12/06/11	Memphis (21/20)	L	71-54
1/07/12	at Virginia * (21/23)	L	52-51
1/10/12	at North Carolina * (3/3)	L	73-56
2/05/12	[RV/-] at Duke * (7/5)	OT W	78-74
2/11/12	at Florida State * (15/17)	L	64-59
2/15/12	North Carolina * (8/7)	L	73-64
2/26/12	Florida State * (15/16)	W	78-62
3/09/12	vs. Florida State (17/17)	L	82-71

2012-13

11/28/12	Michigan State (13/14)	W	67-59
12/23/12	vs. Arizona (4/5)	L	69-50
1/23/13	[25/RV] Duke * (1/1)	W	90-63
2/2/13	[14/15] at NC State * (19/19)	W	79-78
3/2/13	[5/7] at Duke * (3/3)	L	79-76
3/28/13	[5/4] vs. Marquette (15/16)	L	71-61

2013-14

1/04/14	at Syracuse * (2/2)	L	49-44
1/22/14	Duke * (18/18)	L	67-46
1/25/14	Syracuse * (2/2)	L	49-44
2/05/14	Pittsburgh * (25/22)	OT L	59-55
2/26/14	at Virginia * (12/11)	L	65-40

2014-15

11/17/14	[RV] at Florida (8/7)	W	69-67
12/2/14	[15] Illinois! (24/25)	W	70-61
1/3/15	Virginia * (3/3)	2OT L	80-89
1/13/15	at Duke * (4/4)	W	90-74
1/17/15	at Notre Dame * (12/12)	L	70-75
2/3/15	Louisville * (9/8)	L	55-63
2/21/15	at Louisville (12/12)	L	53-55
2/28/15	North Carolina (15/18)	L	64-73
3/12/15	Notre Dame (11/9)	L	63-70

2015-16

11/20/15	[RV/RV] vs. Utah (16)	W	90-66
11/22/15	[RV/RV] vs. Butler (22/20)	W	85-75
01/12/16	[8/9] at Virginia (11/13)	L	58-66
01/25/16	[15/13] vs. Duke (24/20)	W	80-69
02/20/16	[11/10] at UNC (5/4)	L	71-96
02/22/16	[12/11] vs. Virginia (3)	W	64-61
02/27/16	[12/11] vs. Louisville (11)	W	73-65

**SEBASTIAN THE IBIS**

In 1926, the University of Miami adopted the Ibis as the official mascot for the University's athletic teams. Representing the leadership, courage, knowledge, strength and speed characteristics that our student-athletes portray. As the clouds become dark and a hurricane approaches, folklore maintains that other birds look to the Ibis for leadership. The Ibis uses its instinct to detect danger. It is the last sign of wildlife to take shelter before a hurricane hits, giving warning that danger is imminent. As the storm passes the Ibis is the first to reappear, a sign that clear skies are approaching.

MIAMI'S LARGEST IN 2015-16

Lead	46, at La Salle, 12/22
Deficit	38, at North Carolina, 2/20
Margin of Victory	46, at La Salle, 12/22
Margin of Defeat	25, at North Carolina, 2/20
Halftime Lead	25, vs. Charlotte, 12/5
Halftime Deficit	11, at Virginia Tech, 3/5
Deficit in Win	12, vs. Syracuse, 1/2
Halftime Deficit in Win	8, vs. Syracuse, 1/2
Lead in Loss	7, vs. Northeastern, 11/27
Halftime Lead in Loss	2, at Clemson, 1/16

ESPN'S BASKETBALL POWER INDEX

Miami is 13-2 against teams ranked in the top 50 of ESPN's BPI, posting a 90.7 mark in the index. As of March 7, UM is the only team in the country to win 13 games over top 50 opponents.

The Basketball Power Index (BPI) is a team rating system that accounts for the final score, pace of play, site, strength of opponent and absence of key players in every Division I men's game. BPI can be used to measure both how well a team has performed (going far beyond just wins and losses) and how powerful it is likely to be going forward.

VS. 1-50 OPPONENTS

TEAM	CONFERENCE	W-L	BPI
Virginia	ACC	10-4	90.8
Kansas	Big 12	12-3	90.7
Miami	ACC	13-2	90.7

THE U AGAINST RANKED TEAMS

In seven games against ranked teams, Miami is 5-2 with wins over No. 3 Virginia, No. 11 Louisville, No. 16 Utah, No. 20/22 Butler and No. 24/20 Duke, and losses to No. 13/11 Virginia and No. 5/4 North Carolina. In those games, Sheldon McClellan averages 14.7 points per game, hitting 49.2 percent from the field. Angel Rodriguez averages 13.7 points and 4.6 assists while Tonye Jekiri records 9.6 points and 8.4 rebounds per game. Complete stats against ranked teams are on page 11.

CANES IN THE MIAMI RECORD BOOK

Senior center Tonye Jekiri has 875 rebounds in 134 career games at The U, good enough for fourth on the all-time rebounding list. Harry Manushaw is third with 914 career boards.

Jekiri is also moving up the list for career blocked shots, currently at No. 7 with 124. He trails

Tito Horford (1986-88) who is sixth with 125, and No. 5 Julian Gamble's (2008-13) 132 swats.

In four seasons, Jekiri has played in 134 games, second behind Rion Brown's (2010-14) 136.

With 129 handouts this year, senior Angel Rodriguez is eyeing Miami's top-10 list for assists in a season. Anthony Harris (2004-05) is 10th with 133 assists, while Thomas Hocker had 136 (9th) in 1987-88, Kevin Norris (1997-98) had 138 (8th) and Thomas Hocker had 139 (7th) in 1989-90.

Sheldon McClellan has tallied 1,020 points in 68 games at Miami. Added to his 843 points at Texas, he is also closing in on 2,000 career points.

FOUR PLAYERS BOAST NCAA TOURNAMENT EXPERIENCE

Senior Tonye Jekiri returns from Miami's 2012-13 ACC Championship and NCAA Sweet 16 team. Sheldon McClellan (Texas), Kamari Murphy (Oklahoma State) and Angel Rodriguez (Kansas State) also have played in the NCAA Tournament, each with their previous schools.

BACK-TO-BACK VICTORIES OVER TOP 15 TEAMS

With wins over No. 3 Virginia and No. 11 Louisville, Miami has earned consecutive wins over top 15 opponents for the first time in school history. The Canes have defeated top 25 teams consecutively twice: Nov. 20, 2015 - No. 16 Utah and Nov. 22, 2015 - No. 22/20 Butler, and Jan. 7, 2006 - 14/12 Maryland and Jan. 14, 2006 - No. 20 at North Carolina.

Since the arrival of Coach L in 2011-12, the Canes have won at least two games over ranked teams in all but one season (2013-14). Miami has five wins over ranked teams this season, topping the previous high of four, in 2006-07 and 1998-99.

This is also the second-straight year and the fourth time in Coach L's five seasons that the Canes have defeated two top 15 teams.

2015-16: No. 3 Virginia, No. 11 Louisville.

2014-15: No. 8/7 Florida, No. 4 Duke.

2012-13: No. 13/14 Michigan State, No. 1 Duke.

2011-12: No. 7/5 Duke, No. 15/16 Florida State.

CANES IN NATIONAL STATS (as of March 7)

Category	Rank	Actual	Nat'l Leader	Actual
Won-Lost Percentage	16	80.0	3 teams	87.1
Scoring Offense	118	75.5	Oakland	87.3
Scoring Defense	47	66.1	Wichita St.	59.3
Scoring Margin	43	9.4	Michigan St.	16.9
Field-Goal Percentage	36	47.2	St. Mary's (CA)	50.9
FG Percentage Defense	119	42.5	San Diego St.	37.0
Three-Point FG Per Game	185	6.9	North Florida	12.2
Three-Point FG Percentage	108	36.1	Michigan St.	43.9
Three Pt FG Defense	135	33.7	Gonzaga	28.6
Free-Throw Percentage	22	75.0	Villanova	77.9
Rebound Margin	96	2.7	Michigan St.	11.9
Assists Per Game	206	12.8	Michigan St.	21.0
Assist Turnover Ratio	79	1.22	St. Mary's (CA)	1.76
Blocked Shots Per Game	138	3.7	Washington	6.8
Steals Per Game	187	5.9	Green Bay	10.0
Turnovers Per Game	21	10.5	Temple	9.0
Turnover Margin	111	1.1	SFA	5.8
Personal Fouls Per Game	16	16.2	Texas Southern	15.0
Total Blocks (355 ranked)	143	111.0	Washington	203.0
Total Assists	224	385.0	Michigan St.	652.0
Total Rebounds	231	1064.0	UT Arlington	1363.0
Free Throw Attempts	164	652.0	Austin Peay	899.0
Free Throws Made	102	489.0	Howard	657.0
3-pt Field Goal Attempts	223	573.0	The Citadel	1123.0
Total 3-point FGM	189	207.0	North Florida	402.0
Total Steals	191	178.0	Green Bay	319.0
Fewest Turnovers	19	315.0	Temple	261.0
Fewest Fouls	16	486.0	UCF	438.0
Offensive Reb Per Game	233	10.07	Quinnipiac	16.6
Defensive Reb per Game	165	25.4	Michigan St.	29.74
Turnovers Forced	278	11.6	SFA	18.6
Total Rebounds Per Game	215	35.47	UT Arlington	43.97

CANES TOP 100 NATIONALLY (as of March 7)

Tonye Jekiri	Rank	Actual
Rebounds Per Game	49	9.1
Total Rebounds	42	274.0
Defensive Reb per Game	54	6.2
Offensive Reb per Game	79	2.93
Sheldon McClellan	Rank	Actual
Free Throw Percentage	50	85.2

UM RECORDS	GAME	ACC GAME
POINTS SCORED	59 - Rick Barry vs. Rollins, 1965	35 - Jack McClinton vs. North Carolina 02/15/09
FIELD GOAL %	1.000 (7-7) - Raymond Hicks vs. NC A&T, 2008	.900 (9-10) - Reggie Johnson at Duke 01/02/11
3-POINT FG	9 - Johnny Hemsley vs. Lafayette, 1999	7 (3x) last - Jack McClinton vs. North Carolina 02/15/09
3-POINT FG%	1.000 (5-5) (5x) last - Malcolm Grant vs. NC State, 2011	1.000 (5-5) - James Palmer at Virginia Tech 03/07/15
		1.000 (5-5) - Malcolm Grant at NC State 01/23/11
FT MADE	22 (2x) last - Rick Barry vs. Florida Southern, 1965	16 - Jack McClinton vs. NC State 03/07/09
FT %	1.000 (16-16) - Jack McClinton vs. NC State, 2009	1.000 (16-16) - Jack McClinton vs. NC State 03/07/09
REBOUNDS	29 - Rick Barry vs. Oklahoma City, 1965	17 - Tonye Jekiri vs. Clemson 02/08/15, at Boston College, 1/20/16
ASSISTS	14 - Michael Gardner vs. Pittsburgh, 1993	9 (3x) last - Shane Larkin vs. North Carolina 02/09/13
STEALS	9 - Jerome Scott vs. FIU, 1991	6 - Shane Larkin at North Carolina 01/10/12
BLOCKED SHOTS	13 - Anthony King vs. Florida Atlantic, 2004	6 - Anthony King vs. Florida State 01/15/05

MIAMI FACED THREE-STRAIGHT TOP 25 TEAMS

Miami faced three top 25 teams over eight days, including two top-10 teams within 54 hours. The Canes opened the stretch at No. 11/10 North Carolina (Feb. 20), then defeated No. 3 Virginia on ESPN Big Monday (Feb. 22) and No. 11/- Louisville on Feb. 27.

CANES HAD HOME COURT ADVANTAGE

With the BankUnited Center sold out for every game this season, the Canes were 15-1 overall and 9-0 in ACC play this year at home. The 15 wins are the most in school history, topping 14 in 2012-13, 2011-12 and 2007-08. The Hurricanes posted a 13-game home winning streak which is tied with the 2012-13 season for the second longest in school history, trailing only the 15-game streak between Dec. 15, 1964 and Dec. 1, 1965.

MIAMI AND ACC TEAMS IN KENPOM RANKINGS

As of March 7, Miami is one of four ACC teams that rank in the KenPom top 15. Ten ACC teams are in the KenPom top 51.

Five ACC teams are in the top 15 of KenPom.com's offensive efficiency ratings, with Miami at No. 13. Five ACC teams are in the top 45 of KenPom.com's defensive efficiency ratings, Miami is No. 44.

MCCLELLAN AND JEKIRI ON NATIONAL AWARD WATCH LISTS

Senior Sheldon McClellan is currently on three national player of the year watch lists: Naismith Trophy Men's College Player of the Year, Oscar Robertson Trophy for Men's National Player of the Year and Jerry West Shooting Guard of the Year Award.

Senior Tonye Jekiri is one of 11 college basketball players selected as semifinalists for the sixth Eddie Sutton Tustenugee Award. The award singles out a player who exhibits the traits of tenacity and unselfishness that Sutton advocated during his 36-year career.

THE BUC WAS SOLD OUT

In just his fifth season in Coral Gables, Jim Larrañaga and Miami SOLD OUT the season ticket allotment for all home games this year at the BankUnited Center. This was the first time in Miami athletics history a team sold out their season. In Coach Larrañaga's fifth season at The U, fans bought 5,500 season tickets, more than doubling the total number of season tickets sold in his first season in Coral Gables. When Coach L began his reign in Miami, fans bought 2,251 season tickets for the 2011-12 campaign. After a record-breaking season on the court in 2012-13, season tickets peaked at 3,674 for 2013-14.

Season Tickets per Year

2015-16: 5,500	2014-15: 3,427	2013-14: 3,674
2012-13: 2,372	2011-12: 2,251	

MCCLELLAN POSTING CAREER SHOOTING PERCENTAGES

Senior guard Sheldon McClellan drastically improved his shooting percentages since arriving at Miami for the 2014-15 season, after spending two years at Texas.

	FG%	3FG%	FT%	PPG
McClellan 2015-16	49.5	39.0	85.2	15.7
McClellan 2014-15	48.4	35.8	82.4	14.5
McClellan 2012-13	38.2	27.3	83.3	13.5
McClellan 2011-12	44.8	31.0	75.6	11.3

DEWAN HUELL NAMED 2016 McDONALD'S ALL-AMERICAN

Miami signee Dewan Huell has been named a 2016 McDonald's All-American, as announced on ESPN Jan. 17. Huell will become the fourth McDonald's All-American to play at Miami, joining Darius Rice (2000 McDonald's All-American), Steve Edwards (1992) and Tito Horford (1985). Since the inception of the McDonald's All American Game in 1977, only 38 players have hailed from the state of Florida, 11 of which were from 'The State of Miami' - Broward, Dade and Palm Beach counties. Just six of those players have been from Dade County, the most recent before Huell being Corey Louis in 1994.

RECORD BY STARTING LINEUP

Rodriguez, McClellan, Reed, Murphy, Jekiri.....	18-4
Rodriguez, McClellan, Reed, Cruz Uceda, Jekiri.....	5-1
Rodriguez, Newton, Reed, Murphy, Jekiri.....	1-0

AMONG UNIVERSITY OF MIAMI COACHES, LARRAÑAGA ...

- has the highest winning percentage of a Miami coach in the NCAA Tournament, a .667 mark with a 2-1 record.

- is one of two Miami coaches to post three 20-win seasons. Larrañaga has recorded three 20-win seasons in four years at Miami.

- .647 winning percentage is the best mark since Bruce Hale posted a .663 mark from 1955-67, including three seasons led by Rick Barry.

- has led the Canes to 41 ACC wins in just four seasons. Miami won 43 ACC games the previous seven seasons.

- Under Coach L, Miami has posted three of the Canes' top five finishes in ACC play, including the 2013 championship, tied for fourth in 2012 and tied for sixth in 2015. In 2008, Miami tied for fifth in league play, and in 2005, tied for sixth.

- In four seasons under Coach L, Miami has tallied six wins in the ACC Tournament. In the previous seven seasons, Miami went 6-7.

- In two NIT appearances under Coach L, Miami is 5-2 for a .714 winning percentage. In Miami's other 10 NIT appearances combined, the Canes went 6-10 for a .375 winning percentage.

DID YOU KNOW ...

Coach L became the first Miami coach to win 20+ games in his first two seasons at UM and only the third of 12 UM coaches to post three 20-win seasons.

Former Cane Rick Barry was named one of the Greatest Players in NBA History.

Miami native and former Cane James Jones won the 2010-2011 NBA All-Star Weekend 3-Point Contest and the NBA Championship in the 2011-2012 and 2012-13 seasons.

Six-time NBA All Star Amar'e Stoudemire enrolled at UM in 2013 and took classes to earn his bachelor's degree.

UM is in its 12th season in the ACC.

Coach L led the George Mason Patriots to the 2006 Final Four with big wins over some of basketball's elite teams such as Michigan State, UNC and UConn. He was the first coach to take a mid-major to a Final Four in 27 years (Penn '79) when his team advanced in 2006.

In 14 years at George Mason, Larrañaga led the Patriots to five NCAA Tournament appearances (2011, 2008, 2006, 2001, 1999), including the 2006 Final Four.

Miami basketball received APR (Academic Progress Rate) Public Recognition Awards for being among the top 10 percent in APR in its sport. Miami ranks in the top 10 percent NCAA men's basketball with a 990 APR.

The Miami Department of Athletics recorded a Graduation Success Rate (GSR) of 89 percent. Miami's department-wide GSR is 16th overall among FBS programs. UM has exceeded the NCAA average GSR in each of the last 10 years.

The Canes have averaged 20.0 wins over the last 11 seasons.

The Hurricanes have made at least one trey in 933 of 939 games since the NCAA adopted the 3-point shot in 1986. The last time Miami was held without a 3-pointer was Feb. 26, 2014 at Virginia.

Miami has held 792 of its last 793 opponents to less than 100 points. North Carolina was the last team to score 100+, defeating UM 105-64 on Jan. 31, 2007.

MIAMI BASKETBALL – THE EARLY YEARS

The University of Miami basketball program was dormant for 14 years from 1971-1985. In 1983 Director of Athletics Sam Jankovich announced the resurrection of men's basketball at Miami, with the reinstatement vote by the UM Board of Trustees on Oct. 12, 1983. Head coach Bill Foster was hired March 21, 1984, adding assistants Clint Bryant, Seth Greenberg and Cesar Odio by July 1. Tim Harvey was the staff's first recruit, a 6-10, 240-pound center from Plainfield, N.J., who transferred from Georgia Tech. On Oct. 15, 1984 the first men's basketball practice in 12 years was held on the patio in the center of campus, viewed by more than 200 students. Miami defeated The Citadel, 85-77, on Nov. 22, 1985, in the first game of the new era of UM basketball.

BODY CHANGES FOR CRUZ UCEDA AND JEKIRI

Seniors Ivan Cruz Uceda and Tonye Jekiri spent the summer in the weight room. Cruz Uceda dropped 20 pounds from 237 to 217, and his body fat has slimmed down from 24 percent to nine percent in just a year in Miami. Jekiri added 20 pounds to his 7-foot frame, now weighing 250 pounds.

COACH L TIES TO THE ACC

Coach Jim Larrañaga was an assistant coach at Virginia from 1979-1986, under the leadership of Terry Holland. In those seven seasons, Larrañaga helped the Cavaliers to five NCAA appearances: Final Four twice, Elite Eight once, Sweet 16 once and Round of 64 once, as well as two NIT appearances, including the Championship and Quarterfinal round.

MIAMI'S STARTERS SHOW EXPERIENCE

Miami starts two redshirt seniors, one true senior, a redshirt junior and a true junior. Those players combine for 389 starts and 577 games played. Sheldon McClellan has started 90 games playing in 135, Tonye Jekiri has 82 starts in 133 games, Angel Rodriguez is at 98/126, Davon Reed 60/92 and Kamari Murphy 59/92.

Those five players have been on a Division I team a combined 21 seasons, as McClellan and Rodriguez are both in their fifth year on the court, Jekiri and Murphy are each in their fourth season, and Reed is a true junior. The average age of that starting five is 21.8 years old: Rodriguez - 23; McClellan - 23; Murphy - 22; Jekiri - 21; Reed - 20.

HOMECOMING FOR RODRIGUEZ, EARNS MVP

Senior guard Angel Rodriguez was named the Puerto Rico Tip-Off Most Valuable Player. He averaged 13.7 points and 4.0 assists, including 19 points in the championship game. The native of Cupey, P.R., just 20 minutes from San Juan, was greeted by friends and family at each game.

LARRAÑAGA CONTRACT EXTENDED THROUGH 2022

The University of Miami extended Coach Jim Larrañaga's contract through May 31, 2022, Director of Athletics Blake James announced in September 2014. Larrañaga first signed a five-year contract in April 2011, then was granted a three-year extension in 2012.

COACHING COORDINATORS FOR MIAMI

Miami's assistant coaching staff is set up in a coordinator system, with Jamal Brunt as the offensive coordinator, Chris Caputo manning the defense and Adam Fisher handling the scout for every opponent. James Johnson is the Dean of Discipline.

CANES SIGN TOP 10 RECRUITING CLASS

Rodney Miller is being named a top-10 recruiting class in the country, with 247Sports ranking the class No. 7, Scout at No. 8, ESPN at No. 9 and Rivals at No. 10. The 2016 class rankings top Miami's best mark from 2005, when the Canes signed four four-star recruits – Jimmy Graham, Brian Asbury, Adrian Thomas and Denis Clemente – in a class that was ranked No. 12 in the nation by Scout. In 2009, Miami's signing class was nationally ranked No. 19 by Scout and No. 24 by ESPN. That Hurricanes' heralded 2009 class was comprised of ESPNU 100 picks Durand Scott, Garrius Adams and Donnavan Kirk, in addition to May signee Antoine Allen. Since 2002, Miami has signed 16 Scout.com top 100 players, including three five-star, top-25 players in DeQuan Jones (22, 2008), Huell (25) and Durand Scott (25, 2009). Since Larrañaga's arrival, his staff has signed five top-100 players in Huell (25), Brown (44), Ja'Quan Newton (52, 2014), Rodney Miller (90) and James Palmer (98, 2014). Huell is the most lauded signee for Miami since Scott in 2009, Jones in 2008, No. 32 Guillermo Diaz in 2003 and McDonald's All-American Darius Rice in 2000.

MIAMI PREDICTED TO FINISH FIFTH IN ACC

Miami was predicted to finish fifth out of 15 teams in the Atlantic Coast Conference this season, as announced by the league during Operation ACC Basketball in Charlotte, N.C., Oct. 28. North Carolina was picked to win the league, followed by Virginia, Duke and Notre Dame.

In 2012-13, the Canes were picked to finish fifth, then won the league's regular season and tournament championship. In all four of Larrañaga's seasons at Miami, the Canes have finished the season better than predicted at ACC media day.

Miami's ACC preseason poll breakdowns (votes) and finishes:

2014-15 - 10th (442) – t-6th	2008-09 - 4th (344) – t-7th
2013-14 - 12th (224) – 10th	2007-08 - 12th (153) – t-5th
2012-13 - 5th (436) – 1st	2006-07 - 11th (173) – 12th
2011-12 - 5th (455) – t-4th	2005-06 - 7th (540) – t-7th
2010-11 - 8th (305) – 9th	2004-05 - 11th (146) – t-6th
2009-10 - 10th (135) – 12th	

MIAMI LANDS HUELL, BROWN AND MILLER

The Miami men's basketball team landed a pair of top-30 players in Dewan Huell and Bruce Brown, and top 100 player Rodney Miller.

With the addition of these three players, Miami would have six top 100 players next season: Huell (25), Brown (44), Ja'Quan Newton (52), Miller (90), James Palmer (98).

Huell, at 6-10 and 218 pounds, is a five-star, top-25 power forward from Miami Norland High School. Nationally, he is ranked the No. 21 player by ESPN, No. 23 by Rivals and No. 25 by Scout. ESPN and Scout rank him fifth at his position, and Scout says he's the top player in the state of Florida, while ESPN and Rivals have him second in the state. Brown, from Wakefield, Mass., is a four-star shooting guard at Vermont Academy in Saxton's River, Vt. At 6-4 and 205 pounds, Brown is ranked No. 30 by ESPN, No. 44 per Scout and No. 49 by Rivals. Miller is a 6-foot-11-inch, 245-pound center playing prep ball at Oak Hill Academy in Virginia. A native of Laurelton, N.Y., Miller is a consensus four-star recruit, ranked No. 90 overall by Scout.com and No. 114 by Rivals.com. As a center, he is ranked No. 17 by Scout.com and No. 15 by ESPN.

LARRAÑAGA AMONG THE BEST IN COLLEGE BASKETBALL

Entering the 2015-16 season, Coach Larrañaga was tied for 12th on the list of Winningest Active Coaches at Major Schools and is 58th on the NCAA's list of All-Time Winningest Coaches. See page 15 of the notes for a complete listing.

AP TOP 25

March 8, 2016

1	Kansas (63)	27-4	1,623
2	Michigan St (2)	26-5	1,520
3	Villanova	27-4	1,480
4	Virginia	24-6	1,424
5	Xavier	26-4	1,351
6	Oklahoma	24-6	1,309
7	North Carolina	25-6	1,252
8	Oregon	25-6	1,127
9	West Virginia	24-7	1,113
10	Indiana	25-6	1,038
11	Miami	24-6	935
12	Utah	24-7	898
13	Purdue	24-7	798
14	Louisville	23-8	647
15	Arizona	24-7	626
16	Kentucky	23-8	608
17	Texas A&M	24-7	574
18	Maryland	24-7	544
19	Duke	22-9	512
20	Iowa	21-9	407
21	Iowa State	21-10	374
22	Baylor	21-10	262
23	Texas	20-11	191
24	California	22-9	189
25	SMU	25-5	88

USA TODAY COACHES POLL

March 8, 2016

1	Kansas (29)	27-4	749
2	Villanova	27-4	696
3	Michigan St (1)	26-5	692
4	Virginia	24-6	653
5	Xavier	26-4	602
6	Oklahoma	24-6	589
7	North Carolina	25-6	576
8	West Virginia	24-7	515
9	Oregon	25-6	510
10	Indiana	25-6	490
11	Miami	24-6	461
12	Utah	24-7	387
13	Purdue	24-7	377
14	Arizona	24-7	336
15	Maryland	24-7	306
16	Kentucky	23-8	285
17	Texas A&M	24-7	274
18	Iowa	21-9	220
19	Iowa State	21-10	187
20	Baylor	21-10	177
21	Duke	22-9	173
22	Texas	20-11	124
23	Saint Mary's	26-4	117
24	California	22-9	72
25	Wisconsin	20-11	45

ACC LEGEND - JOHN SALMONS

The ACC and Miami Director of Athletics Blake James are proud to announce Miami's John Salmons as a member of the 2016 ACC Men's Basketball Legends Class. Salmons was a two-time All-BIG EAST player, and was a 2002 NABC All-District 6 player for the Canes. He also won the 2002 BIG EAST Sportsmanship Award. From 1998 to 2002, Salmons played in four-straight postseason tournaments, including three NCAA Tournament appearances. Salmons is listed No. 19 on the all-time scoring list at Miami, and is third in career assists, third in steals and tied for fifth in games started.

COACH L REUNITED WITH JAMES JOHNSON

James Johnson is the team's director of basketball operations. Johnson, who was on Larrañaga's staff for two seasons at George Mason University, including the historic NCAA Final Four run in 2006, came to Miami after seven seasons on staff at fellow ACC school Virginia Tech, where he was the head coach for two seasons after five years as an assistant coach.

PROCANES REPORT

Former Hurricanes James Jones and Shane Larkin are on NBA rosters this season, as Jones is in Cleveland with the Cavaliers and Larkin joined a new team, the Brooklyn Nets, after playing across town with the Knicks last season. Miami has 17 former players in professional basketball at this time. A complete list is on page four of the notes.

LARRAÑAGA MEMBER OF UM FACULTY

Coach Jim Larrañaga is an Adjunct Assistant Professor of Kinesiology and Sport Sciences at the University of Miami. Due to his head coaching responsibilities, Larrañaga is a guest lecturer at several different classes in the School of Education and Human Development throughout the semester.

ATTITUDE, COMMITMENT AND CLASS

Attitude, commitment and class are the cornerstone values of the Miami basketball program. Attitude: Be positive. Life is 10% what happens to you and 90% how you react to it. Commitment: Make a total and unconditional commitment to our program. Be passionate about what you do. Class: Show pride and respect in yourself and our program. Be the best you can be in thought, word and deed.

COACHING CHANGES FOR THE HURRICANES

After having the same assistant coaching staff his first four years in Miami, Larrañaga has two new assistant coaches in 2015-16 in Jamal Brunt and Adam Fisher, following the departure of Eric Konkol (Louisiana Tech) and Michael Huger (Bowling Green). Konkol had been an assistant with Coach L 11 seasons and Huger was an assistant coach for eight years and player for four seasons.

Due to the lack of turnover, Coach L has only had nine assistant coaches in the last 14 seasons. Five of his assistants left for a D-I head coaching job, and two others who have worked their way into head coaching jobs. In those 14 seasons, only twice two assistants left at the same time, 1996 (Stan Heath and Steve Merfeld) and 1989 (Jeff Snyder and Ricky Stokes).

Chris Caputo, in his 14th season on Larrañaga's staff and fifth in Coral Gables, was promoted to associate head coach in the summer of 2015.

SIGNATURE WINS IN THE COACH L ERA

Since the arrival of Coach Jim Larrañaga, Miami has recorded numerous signature wins during the regular season, both at home and on the road.

Home

Feb. 26, 2012 – No. 17 Florida State, 78-62

Nov. 28, 2012 – No. 13/14 Michigan State, 67-59

Jan. 23, 2013 – No. 1 Duke, 90-63

Feb. 9, 2013 – North Carolina, 87-61

Dec. 2, 2014 – No. 24/25 Illinois, W, 70-61

Road

Feb. 5, 2012 – No. 7/5 Duke, 78-74 OT

Feb. 2, 2013 – No. 19 NC State, 79-78

Nov. 17, 2014 – No. 8/7 Florida, W, 69-67

Jan. 13, 2015 – No. 4 Duke, W, 90-74

CORAL GABLES AND MIAMI FACTS

The Florida city of Coral Gables, situated just a few miles southwest of Miami, is part of Miami-Dade County. Incorporated in 1925, Coral Gables was created as a fully-planned community by George Merrick, who envisioned an upscale Miami suburb with large elements of Mediterranean-style architecture to highlight the region's Spanish influence. In 1925, roughly simultaneous to the founding of Coral Gables, the city was selected as the home to the University of Miami, which was constructed that year on 240 acres of land just west of U.S. Route 1.

, approximately two miles south of downtown Coral Gables.

The average temperature in Coral Gables is 75 degrees.

Coral Gables averages 300 days of sunshine per year.

The Venetian Pool, located in Coral Gables, is acclaimed as "the world's most beautiful public swimming pool."

Miami has 84 miles of beaches.

Miami is the most southerly major city in the continental United States.

Miami is the consistently ranked by Dr. Beach's top 10 beaches in the U.S.

Miami is the only major city to be founded by a woman - Julia Tuttle.

Bordered by The Everglades National Park & Biscayne National Park, Miami is the only city in the US that is bordered by two national parks.

Miami is home to 150+ ethnicities and 60+ languages.

Memorable films made in Miami: Scarface, True Lies, 2 Fast 2 Furious, Bad Boys series, Caddyshack, The Bodyguard.

TV shows set/filmed in Miami: Miami Vice, Burn Notice, Dexter, The Golden Girls.

The Biltmore Golf Course in Coral Gables, has been played by Tiger Woods, and by amateur golf lovers Bill Clinton and Will Smith.

VS. RANKED TEAMS (5-2) --- #16 UTAH, #20/22 BUTLER, #13/11 VIRGINIA, #24/20 DUKE, #5/4 NORTH CAROLINA, #3 VIRGINIA, #11 LOUISVILLE

#	Player	gp-gs	min	avg	Total		3-Point		F-Throw		Rebounds												pts	avg
					fg-fga	fg%	3fg-fga	3fg%	ft-fga	ft%	off	def	tot	avg	pf	dq	a	to	blk	stl				
10	Sheldon McClellan	7-7	213	30.4	32-65	.492	11-27	.407	28-36	.778	2	14	16	2.3	10	0	10	5	1	6	103	14.7		
13	Angel Rodriguez	7-7	211	30.1	32-68	.471	12-31	.387	20-25	.800	3	17	20	2.9	13	0	32	12	0	10	96	13.7		
05	Davon Reed	7-7	200	28.6	27-49	.551	12-24	.500	14-17	.824	3	24	27	3.9	13	0	7	7	2	4	80	11.4		
23	Tonye Jekiri	7-7	215	30.7	25-43	.581	0-0	.000	17-24	.708	22	37	59	8.4	22	0	10	11	6	5	67	9.6		
00	Ja'Quan Newton	6-0	127	21.2	17-49	.347	0-3	.000	18-25	.720	4	10	14	2.3	6	0	13	9	2	4	52	8.7		
33	Ivan CruzUceda	7-3	109	15.6	16-31	.516	11-21	.524	0-0	.000	4	11	15	2.1	13	0	1	4	2	2	43	6.1		
15	Ebuka Izundu	2-0	17	8.5	2-2	1.000	0-0	.000	6-10	.600	3	2	5	2.5	4	0	2	2	1	1	10	5.0		
20	Mike Robinson	2-0	2	1.0	3-3	1.000	2-2	1.000	0-0	.000	0	0	0	0.0	1	0	0	0	0	0	8	4.0		
03	Anthony Lawrence	6-0	79	13.2	8-16	.500	4-9	.444	2-6	.333	7	4	11	1.8	6	0	8	2	1	3	22	3.7		
12	James Palmer	7-0	79	11.3	8-17	.471	3-9	.333	4-5	.800	0	2	2	0.3	5	0	6	2	2	2	23	3.3		
21	Kamari Murphy	7-4	146	20.9	8-24	.333	0-2	.000	1-4	.250	11	21	32	4.6	14	0	3	3	3	2	17	2.4		
35	Chris Stowell	2-0	2	1.0	0-0	.000	0-0	.000	0-0	.000	0	0	0	0.0	0	0	0	0	1	0	0	0.0		
Team											9	3	12					4						
Total.....		7	1400		178-367	.485	55-128	.430	110-152	.724	68	145	213	30.4	107	0	92	61	21	39	521	74.4		
Opponents.....		7	1400		189-400	.473	45-124	.363	75-104	.721	84	149	233	33.3	129	3	86	73	16	23	498	71.1		

LAST 5 GAMES (3-2)

#	Player	gp-gs	min	avg	Total		3-Point		F-Throw		Rebounds				pf	dq	a	to	blk	stl	pts	avg
					fg-fga	fg%	3fg-fga	3fg%	ft-fa	ft%	off	def	tot	avg								
05	Davon Reed	5-5	154	30.8	25-42	.595	10-21	.476	11-12	.917	3	14	17	3.4	10	0	5	5	3	3	71	14.2
10	Sheldon McClellan	5-5	164	32.8	20-53	.377	7-20	.350	21-28	.750	2	13	15	3.0	2	0	7	3	1	3	68	13.6
13	Angel Rodriguez	5-5	162	32.4	22-49	.449	7-20	.350	9-12	.750	4	14	18	3.6	12	1	18	12	0	5	60	12.0
23	Tonye Jekiri	5-5	138	27.6	16-35	.457	0-0	.000	7-14	.500	15	19	34	6.8	14	0	7	9	3	3	39	7.8
33	Ivan CruzUceda	5-1	54	10.8	11-22	.500	7-14	.500	2-2	1.000	2	8	10	2.0	8	0	0	3	1	2	31	6.2
00	Ja'Quan Newton	2-0	40	20.0	3-13	.231	0-1	.000	3-6	.500	1	1	2	1.0	3	0	3	3	1	1	9	4.5
15	Ebuka Izundu	2-0	17	8.5	2-2	1.000	0-0	.000	4-6	.667	2	0	2	1.0	5	0	1	3	1	1	8	4.0
21	Kamari Murphy	5-4	129	25.8	8-19	.421	0-1	.000	1-4	.250	11	21	32	6.4	6	0	3	1	3	1	17	3.4
03	Anthony Lawrence	5-0	64	12.8	6-12	.500	3-7	.429	2-4	.500	8	6	14	2.8	4	0	7	2	1	2	17	3.4
12	James Palmer	5-0	74	14.8	6-16	.375	1-8	.125	3-3	1.000	2	4	6	1.2	3	0	5	1	2	2	16	3.2
20	Mike Robinson	2-0	2	1.0	1-2	.500	0-1	.000	0-0	.000	0	0	0	0.0	0	0	0	0	0	0	2	1.0
35	Chris Stowell	2-0	2	1.0	0-0	.000	0-0	.000	0-0	.000	0	0	0	0.0	0	0	0	0	1	0	0	0.0
Team											4	4	8					5				
Total.....		5	1000		120-265	.453	35-93	.376	63-91	.692	54	104	158	31.6	67	1	56	47	17	23	338	67.6
Opponents.....		5	1000		134-287	.467	33-91	.363	48-63	.762	51	105	156	31.2	84	2	67	39	18	22	349	69.8

NON-CONFERENCE (11-1)

#	Player	gp-gs	min	avg	Total		3-Point		F-Throw		Rebounds				pf	dq	a	to	blk	stl	pts	avg
					fg-fga	fg%	3fg-fga	3fg%	ft-fa	ft%	off	def	tot	avg								
10	Sheldon McClellan	12-11	369	30.8	60-109	.550	19-40	.475	46-52	.885	8	26	34	2.8	20	0	23	13	2	13	185	15.4
13	Angel Rodriguez	12-12	331	27.6	46-104	.442	19-53	.358	39-48	.813	6	20	26	2.2	27	0	47	29	2	17	150	12.5
00	Ja'Quan Newton	12-1	258	21.5	45-88	.511	3-11	.273	49-64	.766	3	25	28	2.3	14	0	36	22	2	12	142	11.8
05	Davon Reed	12-12	309	25.8	37-84	.440	12-35	.343	41-52	.788	5	49	54	4.5	29	0	15	16	5	8	127	10.6
23	Tonye Jekiri	12-12	332	27.7	44-73	.603	0-3	.000	22-30	.733	34	87	121	10.1	34	0	13	20	17	2	110	9.2
33	Ivan CruzUceda	12-6	221	18.4	34-57	.596	23-41	.561	4-4	1.000	6	37	43	3.6	30	0	4	10	3	4	95	7.9
21	Kamari Murphy	9-6	208	23.1	26-49	.531	0-3	.000	6-10	.600	10	40	50	5.6	22	0	5	8	11	2	58	6.4
03	Anthony Lawrence	11-0	153	13.9	23-43	.535	8-19	.421	11-15	.733	11	16	27	2.5	19	0	14	3	1	8	65	5.9
12	James Palmer	12-0	179	14.9	21-52	.404	8-21	.381	7-13	.538	5	19	24	2.0	9	0	13	8	1	3	57	4.8
15	Ebuka Izundu	8-0	44	5.5	7-13	.538	0-0	.000	8-13	.615	9	6	15	1.9	8	0	2	2	0	0	22	2.8
20	Mike Robinson	6-0	11	1.8	4-7	.571	4-6	.667	0-0	.000	0	1	1	0.2	3	0	0	0	0	0	12	2.0
35	Chris Stowell	6-0	10	1.7	0-1	.000	0-1	.000	0-0	.000	0	3	3	0.5	1	0	0	1	0	0	0	0.0
Team											19	18	37					2				
Total.....		12	2425		347-680	.510	96-233	.412	233-301	.774	116	347	463	38.6	216	0	172	134	44	69	1023	85.2
Opponents.....		12	2425		292-710	.411	78-227	.344	135-207	.652	112	255	367	30.6	256	4	128	142	23	65	797	66.4

NEUTRAL SITES (3-0)

#	Player	gp-gs	min	avg	Total		3-Point		F-Throw		Rebounds				pf	dq	a	to	blk	stl	pts	avg
					fg-fga	fg%	3fg-fga	3fg%	ft-fa	ft%	off	def	tot	avg								
10	Sheldon McClellan	3-3	90	30.0	17-28	.607	7-13	.538	12-12	1.000	0	6	6	2.0	5	0	6	2	0	4	53	17.7
13	Angel Rodriguez	3-3	78	26.0	13-24	.542	6-12	.500	9-10	.900	1	5	6	2.0	8	0	12	7	0	6	41	13.7
23	Tonye Jekiri	3-3	84	28.0	15-21	.714	0-0	.000	10-11	.909	12	22	34	11.3	9	0	4	7	4	1	40	13.3
00	Ja'Quan Newton	3-0	69	23.0	11-30	.367	0-3	.000	15-20	.750	0	4	4	1.3	4	0	9	4	1	5	37	12.3
15	Ebuka Izundu	2-0	18	9.0	4-6	.667	0-0	.000	7-11	.636	6	4	10	5.0	0	0	1	0	0	0	15	7.5
12	James Palmer	3-0	47	15.7	9-13	.692	4-6	.667	0-2	.000	0	4	4	1.3	3	0	4	1	0	0	22	7.3
05	Davon Reed	3-3	71	23.7	4-11	.364	2-3	.667	11-13	.846	1	11	12	4.0	9	0	5	5	0	1	21	7.0
33	Ivan CruzUceda	3-3	60	20.0	8-14	.571	5-9	.556	0-0	.000	2	10	12	4.0	6	0	0	2	2	1	21	7.0
03	Anthony Lawrence	3-0	48	16.0	6-14	.429	1-6	.167	4-6	.667	2	3	5	1.7	6	0	5	0	0	4	17	5.7
21	Kamari Murphy	2-0	29	14.5	3-7	.429	0-0	.000	1-2	.500	2	3	5	2.5	6	0	1	0	0	1	7	3.5
20	Mike Robinson	2-0	3	1.5	2-2	1.000	2-2	1.000	0-0	.000	0	0	0	0.0	2	0	0	0	0	0	6	3.0
35	Chris Stowell	2-0	3	1.5	0-0	.000	0-0	.000	0-0	.000	0	0	0	0.0	0	0	0	1	0	0	0	0.0
Team											6	4	10									
Total.....		3	600		92-170	.541	27-54	.500	69-87	.793	32	76	108	36.0	58	0	47	29	7	23	280	93.3
Opponents.....		3	600		80-173	.462	25-61	.410	35-51	.686	26	56	82	27.3	69	0	36	42	7	9	220	73.3

MIAMI'S RECORD WHEN...

RECORD	2015-16		COACH L	
	ALL	ACC	AT UM	ACC
All games	24-6	13-5	115-55	54-34
Home	15-1	8-0	63-20	31-13
Away	6-5	4-5	36-26	23-21
Neutral	3-0		16-9	
November	5-1		24-7	
December	6-0		21-9	0-1
January	5-3	5-3	23-14	21-14
February	7-1	7-1	27-15	26-15
March	1-1	1-1	20-9	7-4
April	--	--	0-1	--
Vs. Top 10 opponents	1-1	1-1	5-9	4-8
Vs. Top 25 opponents (includes Top 10)	5-2	3-2	13-22	8-17
Vs. RV opponents (either or both polls)	2-0	1-0	10-2	4-0
Vs. teams over .500 on game day	19-6	12-5	73-48	38-29
Vs. teams under .500 on game day	2-0	1-0	27-6	12-5
Vs. teams at .500 on game day	3-0		14-1	4-0
While UM is in the Top 25	19-6	13-5	39-14	25-10
While UM is RV (only)	5-0		19-4	4-1
Leading at halftime	19-1	9-1	84-13	36-10
Trailing at halftime	5-5	4-4	26-40	14-23
Tied at halftime	--		5-2	3-1
Single overtime	1-0		3-6	1-2
Double overtime	--		3-1	2-1
In overtime games (single+double)	1-0		6-7	3-3
Leading with 2:00 left in regulation	23-1	13-0	105-7	50-3
Trailing with 2:00 left in regulation	1-5	0-5	8-45	3-30
Tied with 2:00 left in regulation	--		2-1	0-1
UM shoots 50% or better from field	12-1	4-0	40-3	14-2
UM shoots 40-49% from field	8-4	6-4	60-17	34-14
UM shoots under 40% from field	4-1	3-1	15-35	6-18
Opp. shoots 50% or better from field	2-4	1-4	7-17	3-11
Opp. shoots 40-49% from field	11-2	6-1	51-25	27-15
Opp. shoots under 40% from field	11-0	6-0	58-13	24-8
UM shoots 70% or better from the line	21-3	11-2	75-27	33-17
UM shoots less than 70% from the line	3-3	2-3	40-28	30-16
UM makes more 3-point FGs	16-2	8-2	60-23	30-18
UM makes fewer 3-point FGs	6-3	4-2	36-22	18-13
3-point FGs are even	2-1	1-1	10-3	6-3
Four or more Canes in double figures	14-3	6-2	55-12	24-9
Three Canes score in double figures	7-1	5-1	43-22	23-9
Two or less Canes score in double figures	3-2	2-2	17-21	7-16
UM outrebounds opponent	15-2	5-2	76-19	30-13
Opp. outrebounds UM	8-4	7-3	34-36	22-21
Tied in rebounds	1-0	1-0	5-0	2-0
UM records 10 or more steals	4-0	3-0	17-4	7-1
UM records 15 or more assists	5-1	1-0	33-2	15-1
UM commits less than 15 turnovers	23-6	13-5	103-48	49-30
UM commits 15 or more turnovers	1-0		10-2	3-4
UM commits less turnovers than opp.	13-3	8-2	65-23	31-12
UM commits more turnovers than opp.	6-3	2-3	38-21	17-16
Tied in turnovers	5-0	3-0	12-10	6-6
UM scores 59 points or less	0-1	0-1	9-26	5-17
UM scores between 60-69 points	8-3	7-3	35-18	20-8
UM scores between 70-79 points	7-2	5-1	44-10	19-8
UM scores between 80-89 points	5-0	1-0	18-1	6-1
UM scores between 90-99 points	3-0		8-0	3-0
UM scores 100 or more points	1-0		1-0	0-0
Playing during the morning (11 a.m.)	--		1-0	
Playing during the afternoon	6-5	4-4	35-20	20-15
Playing in the evening (5 p.m. or later)	18-1	9-1	78-34	34-19
Games decided by three points or less	3-1	3-0	15-13	8-9
Games decided by four to 10 points	4-1	3-1	33-21	18-15
Games decided by 11-19 points	10-3	6-3	41-16	18-6
Games decided by more than 20 points	7-1	1-1	26-5	10-4

UM SINCE THE ARRIVAL OF JIM LARRAÑAGA IN 2011

- 2013 ACC Regular Season Champions
- 2013 ACC Tournament Champions
- Ranked No. 2/2 - Miami's program high - Feb. 18, 2013
- No. 1 seed at 2013 ACC Tournament
- No. 2 seed in 2013 NCAA Tournament
- Won school record 29 games in 2013
- Won 15 ACC games in 2013
- 14-game win streak (tied 1946-47 and 2001-02) from Jan. 2 - Feb. 19, 2013
- 13-0 start in 2013 conference play, topping school-best nine ACC victories, which was set in 2011-12
- Sophomore Shane Larkin selected No. 18 in the 2013 NBA Draft by Atlanta Hawks, then traded to Dallas Mavericks
- All six seniors from 2012-13 championship season earned academic degree from UM: Garrius Adams, Julian Gamble, Reggie Johnson, Kenny Kadjji, Trey McKinney Jones, Durand Scott
- Defeated No. 1 Duke, 90-63, on Jan. 23, 2013 in Coral Gables
- Defeated Duke twice within 12 months, at both Cameron Indoor Stadium and the BankUnited Center
- First team to beat Duke and UNC by 20+ points in the same season since Maryland in '74-75 season
- First team to beat Duke and UNC by 25+ points since the start of ACC play in 1953
- Defeated three teams in The Triangle in the same season: UNC, Duke & NC State
- In 2012-13 defeated three teams in the Top 20 for the first time since joining the ACC - the last time was in 1999-00
- Five home sellouts of 7,972 fans vs. Duke, Florida State, North Carolina, Virginia and Clemson
- Played in championship game of the NIT, against Stanford, in Madison Square Garden
- Only team to defeat 2015 National Champion Duke on their home court
- Snapped Duke's 19-game ACC home game winning streak at Cameron Indoor Stadium
- Ended Duke's 41-game home winning streak, the longest active streak in Division I
- Snapped Florida's 33-game home winning streak at the Stephen C. O'Connell Center, which was the third-longest in the country, behind 34 from both Duke and Stephen F. Austin
- Ended Florida's 25-game home non-conference winning streak at the Stephen C. O'Connell Center
- Miami's 90 points scored against Duke in 2015 were the most points scored by an unranked opponent in a regulation win in Cameron Indoor Stadium since NC State's 96 points on Feb. 23, 1983.
- Dealt Duke its last two regular-season losses by 16-or-more points: 27 (90-63) on Jan. 23, 2013 at Miami and 16 (90-74) on Jan. 13, 2015 at Duke
- Handed Duke the most lopsided loss (16 points) an unranked visitor has handed to a ranked Blue Devil team in the ACC era
- Dealt Duke two of its five overall, and three ACC, losses by 16-plus points
- Scored 90 points against Duke twice
- In 2014-15, defeated 500-win coaches Mike Krzyzewski, Jim Boeheim and Billy Donovan
- Won at Cameron Indoor Stadium twice
- Defeated a pair of top-8 teams in the same season, both on the road: No. 6/7 Florida and No. 4 Duke
- Won two true road games against ranked opponents for the first time since 1998-99: No. 6/7 Florida and No. 4 Duke
- First team to defeated Duke and Syracuse on the road in the same season since the 1983-84 season (UNC).

AWARDS

- 2013 Coach of the Year - Jim Larrañaga
- 2013 Naismith Coach of the Year - Jim Larrañaga
- 2013, 2016 ACC Coach of the Year - Jim Larrañaga
- 2013 Henry Iba National Coach of the Year - Jim Larrañaga
- 2013 Adolph Rupp Cup Coach of the Year - Jim Larrañaga
- 2013 ACC Player of the Year (Coaches) - Shane Larkin
- 2013 ACC Defensive Player of the Year - Durand Scott
- 12 All-ACC selections: Shane Larkin 1st team, Kenny Kadjji 2nd team & 3rd team, Scott H.M. (twice), Rion Brown 3rd team, Tonye Jekiri 3rd team & H.M., Sheldon McClellan 2nd team & H.M., Angel Rodriguez 3rd team & H.M.
- Five All-ACC Defensive Team players: Shane Larkin, Durand Scott, Julian Gamble, Tonye Jekiri (twice)
- 2012 ACC All-Rookie Team - Shane Larkin
- ACC All-Academic Team - Raphael Akpejori (2013), Davon Reed (2014, 2015, 2016)
- 2013 ACC Tournament MVP - Shane Larkin
- Four ACC All-Tournament team nods: Shane Larkin (1st), Durand Scott (1st), Julian Gamble (2nd), Trey McKinney Jones (2nd)
- Seven ACC Player of the Week awards: Reggie Johnson (2012), Durand Scott (2012 & 2013), Shane Larkin (2013), Angel Rodriguez (2014) and Sheldon McClellan (2014).
- One ACC Rookie of the Week: Shane Larkin (2012)
- Two NIT All-Tournament Team selections: Sheldon McClellan, Davon Reed
- NABC Honors Court: Raphael Akpejori
- ACC Academic Honor Roll: Raphael Akpejori, Justin Heller, Donnavan Kirk

COACH LARRAÑAGA'S MILESTONE VICTORIES

Victory	Date	Opponent	Score	School
50	02/10/88	Miami (Ohio)	65-59	Bowling Green
100	02/23/91	Kent State	84-57	Bowling Green
150	12/22/94	at Ohio State	59-50	Bowling Green
200	12/27/97	Northeastern	66-60	George Mason
250	12/20/00	Coastal Carolina	81-65	George Mason
300	12/02/03	East Carolina	76-65	George Mason
350	01/26/06	William & Mary	81-58	George Mason
400	02/27/08	William & Mary	68-59	George Mason
450	12/08/10	Loyola (Md.)	66-52	George Mason
500	01/05/12	at Georgia Tech	62-49	Miami
550	01/24/15	at Syracuse	66-62	Miami
100th win at Miami	Co. of Charleston, 12/19/15		85-63	



JIM LARRAÑAGA

Head Coach, Fifth Season
Providence, 1971

Jim Larrañaga was named the 12th head coach of the University of Miami men's basketball program on April 22, 2011.

After leading UM to the 2013 NCAA Sweet 16, and winning the school's first ACC regular season and tournament championships, Larrañaga was honored as the AP, Naismith, USBWA Henry Iba and ACC Coach of the Year. The Bronx, N.Y., native helped Miami to a No. 2 national ranking by both the AP and USA TODAY, and a No. 2 seed in the NCAA tournament. He is the 10th coach in the last 10 years to lead two top-10 programs, as Miami was No. 2 on Feb. 18, 2013, and George Mason was No. 8 in the final Top 25 poll in 2006.

In 2014-15 Larrañaga led the Hurricanes to the championship game of the NIT, the first time Miami played into the month of April. Larrañaga's Canes played in his home state of New York, his first game competing as a head coach in Madison Square Garden. The Hurricanes' 25-13 record marked the second-most victories at the school, behind UM's 29 in 2012-13, and Larrañaga's fourth 25-win season as a head coach. In January, the Canes downed eventual national champion then-No. 4 Duke, 90-74, at Cameron Indoor Stadium, the only team to defeat Duke at home this season. Miami also defeated No. 8/7 Florida and Syracuse on their home courts, two of Miami's 10 regular season wins away from home. The Canes ranked 13th in the country in turnovers per game (10.1), were 22 in the nation with a 74.6 percent clip at the free throw line and No. 53 with 7.7 3-pointers made per game. Miami finished the season sixth in the ACC after being projected to finish 10th, the fourth-straight year the Canes have exceeded expectations. Junior forward Tonye Jekiri was named to the All-ACC Defensive Team and third in voting for ACC Most Improved Player, and along with classmates Sheldon McClellan and Angel Rodriguez, all three were honorable mentions to the All-ACC team.

In 2012-13 Larrañaga directed the Canes to a 27-point win over No. 1 Duke and three other 20+ point wins over ACC opponents that season, including North Carolina (+26), Florida State (+24) and Boston College (+22). UM's 29 overall and 15 ACC wins in 2012-13 were program-bests, as was the 14-game winning streak and 13-0 start in conference play. Other program firsts include defeating all three teams in the North Carolina Triangle in the same season, beating a trio of teams in the Top 20 since joining the ACC and hosting five sellouts at the BankUnited Center.

Individually, Coach L saw Shane Larkin earn the ACC Player of the Year and Lute Olson National Player of the Year awards, as well as All-American status and finalist nods for the Bob Cousy, John Wooden and James Naismith player of the year honors before declaring early for the 2013 NBA Draft. Larkin was also the ACC Tournament MVP, on the All-ACC Defensive team and a defensive All-American. Durand Scott was the ACC Defensive Player of the Year, three players – Larkin, Scott and Kenny Kadji – were listed on all-conference teams and four were on the ACC All-Tournament Team – Larkin, Scott, Julian Gamble and Trey McKinney Jones. All six seniors on the Sweet 16 team earned academic degrees from the University of Miami and one player was listed on the All-ACC Academic Team.

Larrañaga came to Miami after serving as the head coach at George Mason for 14 seasons. He guided that program to five NCAA Tournament appearances (1999, 2001, 2006, 2008, 2011) – including an unprecedented run to the 2006 Final Four that captured the nation's attention, defeating Michigan State, North Carolina, Wichita State and UConn along the way. Following that run, he was selected the 2006 Clair Bee Coach of the Year. Larrañaga built the GMU Patriots' program into a perennial contender in the highly-regarded Colonial Athletic Association, winning more games (273) than any other coach in program and conference history en route to three conference titles (1999, 2001, 2008). A two-time CAA Coach of the Year honoree, Larrañaga earned the accolade in 2011, leading the Patriots to a 27-7 overall record and 16-2 conference mark en route to the CAA regular-season title and their fifth NCAA Tournament appearance under his leadership. Seeded a program-best eighth in the NCAA Tournament, George Mason rallied from a double-digit deficit to defeat ninth-seeded Villanova, 61-57, before falling to overall No. 1 seed Ohio State in the third round. In 2006, Larrañaga became the first coach at a mid-major school to take his team to the Final Four in 27 years and earned an at-large berth for a CAA team for the first time in 20 years. Along the way, he led Mason to a school record in wins, the school's first national ranking, George Mason's first appearance in the Top 10 and the school's first wins over Top 10 teams.

With 31 years of head coaching experience, the native of The Bronx, N.Y., previously served as the head coach at Bowling Green for 11 seasons (1986-1997) and at Division II American International for two seasons (1977-79). His first coaching opportunity came at Davidson College, where he served as an assistant coach to Terry Holland. Davidson captured three Southern Conference regular-season championships and an NIT berth in his five years there, and he compiled a 47-12 record doubling as the freshman team coach. In 1976, he left Davidson and spent one season as player-coach for the Geronemo Basketball Club in Belgium. A 1971 graduate of Providence College with a degree in economics, Larrañaga was a four-year letterman for the Friars. As the team captain in his senior season, he led Providence to a 20-8 record and an NIT appearance. He graduated as the school's fifth all-time leading scorer with 1,258 points and was selected in the sixth round of the draft by the Detroit Pistons of the National Basketball Association. He was the team's top scorer as a sophomore and junior and was named New England's Division I Sophomore of the Year in 1969. He was inducted into the Providence College Hall of Fame in 1991.

Larrañaga and his wife, Liz, have two sons – Jay, who played for his father at Bowling Green and is an assistant coach with the Boston Celtics, and Jon, who was a member of his father's George Mason teams from 1999-2003 – and four grandchildren: Tia, James, Jon Temple and Henry.

LARRAÑAGA FILE

Head Coach

2011-pres.	Miami
1997-2011	George Mason
1986-97	Bowling Green
1977-79	American International

Assistant Coach

1979-86	Virginia
1971-76	Davidson

Player / Coach

1977	Geronemo Basketball Club (Belgium)
------	------------------------------------

NCAA APPEARANCES

1999 – George Mason
2001 – George Mason
2006 – George Mason (Final Four)
2008 – George Mason
2011 – George Mason
2013 – Miami (Sweet 16)

NIT APPEARANCES

1990 – Bowling Green
1991 – Bowling Green
1997 – Bowling Green
2002 – George Mason
2004 – George Mason
2009 – George Mason
2012 – Miami
2015 – Miami (Championship game)

PLAYING CAREER

Geronemo Basketball Club (Belgium) 1976-77
Providence College, 1967-71
Archbishop Molloy, 1963-67

COACHING HONORS

AP, Naismith, Henry Iba, Adolph Rupp Cup Coach of the Year, 2013
NABC All-District II, 2013 USBWA District IV Coach of the Year, 2013, 2016
Clair Bee National Coach of the Year, 2006 ACC Coach of the Year, 2013, 2016
CAA Coach of the Year, 2011, 1999 MAC Coach of the Year, 1997

PERSONAL

Hometown	Bronx, N.Y.
Born	Oct. 2, 1949
Family	Wife: Liz Sons: Jay and Jon Grandchildren: Tia, James, Jon Temple and Henry
Education	Providence College, 1971, B.A. Economics Archbishop Molloy High School, 1967

COACH JIM LARRAÑAGA

COACHING HONORS

2013 AP Coach of the Year
 2013 Naismith Coach of the Year
 2013 Henry Iba Coach of the Year
 2006 Clair Bee Coach of the Year
 2013 Adolph Rupp Cup Coach of the Year
 2013 NABC All-District II Coach
 2013 USBWA District IV Coach of the Year
 2013 & 2016 ACC Coach of the Year
 2001 & 1999 CAA Coach of the Year
 1997 MAC Coach of the Year
 Six NCAA tournament appearances: 2013, 2011, 2008, 2006, 2001, 1999
 Eight postseason NIT appearances: 2015, 2012, 2009, 2004, 2002, 1997, 1991, 1990
 Ten 20-win seasons

NOTABLE COLLEGE PLAYERS COACHED

Shane Larkin (Miami) - ACC Player of the Year, ACC Tournament MVP, USBWA All-District, Sporting News All-American, finalist for Cousy, Naismith & Wooden awards, All-ACC First Team and All-ACC Defensive Team
 Durand Scott (Miami) - ACC Defensive Player of the Year, ACC Tournament First Team, All-ACC Third Team
 George Evans (George Mason) - Three-time CAA Player of the Year, CAA Rookie of the Year, three-time CAA Defensive Player of the Year, three-time CAA All-Defensive Team
 Antonio Daniels (Bowling Green) - MAC Player of the Year, MAC Freshman of the Year

STUDENT-ATHLETE HONORS

Three All-America players
 12 All-Atlantic Coast Conference selections
 Four ACC All-Tournament team selections
 Five coaches and four media ACC All-Defensive Team selections
 28 All-Colonial Athletic Association conference selections
 Nine CAA All-Defensive Team selections
 Eight CAA All-Rookie Team selections
 Three Dean Ehlers Award winners - given to the CAA player who best meets the criteria of academic achievement, leadership and community service.
 12 All-MAC Conference selections
 Two MAC Freshman of the Year selections
 Four MAC All-Freshman Team selections
 Two NIT All-Tournament Team selections
 One NABC Honors Court selection
 Four ACC Academic Honor Roll student-athletes

NBA PLAYERS COACHED

Lance Blanks	Frank Booker	Rick Carlisle
Antonio Daniels	Jeff Jones	Andrew Kennedy
Jeff Lamp	Shane Larkin	Lewis Latimore
Jason Miskiri	Olden Polynice	Lee Raker
Ralph Sampson	Tom Sheehy	Clinton Venable
Othell Wilson	Ricky Wilson	

WINNINGEST ACTIVE COACHES VS. MAJOR SCHOOLS

-as of March 7, 2016

Rank		vs. Major Schools
1	Mike Krzyzewski, Duke	1,040
2	Jim Boeheim, Syracuse	985
3	Roy Williams, North Carolina	775
4	Rick Pitino, Louisville	743
5	Bob Huggins, West Virginia	717
6	Cliff Ellis, Coastal Carolina	712
7	John Calipari, Kentucky	658
8	Rick Barnes, Tennessee	617
9	Bill Self, Kansas	586
10	Lon Kruger, Oklahoma	585
11	Dana Altman, Oregon	558
12 Tie	Jim Larrañaga, Miami	557
12 Tie	Tubby Smith, Texas Tech	557
14	John Beilein, Michigan	479
15	Kelvin Sampson, Houston	460

LARRAÑAGA YEAR-BY-YEAR

Year	School	Overall W-L	Conference W-L	Post Finish Season
1977-78	American International	14-13		
1978-79	American International	13-13		
1986-87	Bowling Green	15-14	10-6	3
1987-88	Bowling Green	12-16	7-9	t-5
1988-89	Bowling Green	13-15	6-10	t-6
1989-90	Bowling Green	18-11	9-7	t-3 NIT 0-1
1990-91	Bowling Green	17-13	9-7	t-4 NIT 0-1
1991-92	Bowling Green	14-15	8-8	5
1992-93	Bowling Green	11-16	8-10	t-6
1993-94	Bowling Green	18-10	12-6	t-2
1994-95	Bowling Green	16-11	10-8	t-5
1995-96	Bowling Green	14-13	9-9	t-6
1996-97	Bowling Green	22-10	13-5	t-1 NIT 0-1
1997-98	George Mason	9-18	6-10	6
1998-99	George Mason	19-11	13-3	1 NCAA 0-1
1999-00	George Mason	19-11	12-4	t-1
2000-01	George Mason	18-12	11-5	3 NCAA 0-1
2001-02	George Mason	19-10	13-5	2 NIT 0-1
2002-03	George Mason	16-12	11-7	4
2003-04	George Mason	23-10	12-6	3 NIT 2-1
2004-05	George Mason	16-13	10-8	6
2005-06	George Mason	27-8	15-3	t-1 NCAA 4-1
2006-07	George Mason	18-15	9-9	5
2007-08	George Mason	23-11	12-6	2 NCAA 0-1
2008-09	George Mason	22-11	13-5	2 NIT 0-1
2009-10	George Mason	17-15	12-6	4 CIT 0-1
2010-11	George Mason	27-7	16-2	1 NCAA 1-1
2011-12	Miami	20-13	9-7	t-4 NIT 1-1
2012-13	Miami	29-7	15-3	1 NCAA 2-1
2013-14	Miami	17-16	7-11	10
2014-15	Miami	25-13	10-8	6 NIT 4-1
2015-16	Miami	24-6	13-5	t-2
Overall		585-388	320-198	14-15

WINNINGEST COACHES

All-Time -as of March 6, 2016
 vs. Major Schools

	Name	Total Wins
1	Mike Krzyzewski	1,040
2	Jim Boeheim	985
3	Bob Knight	902
4	Dean Smith	879
5	Adolph Rupp	876
6	Jim Calhoun	873
7	Jim Phelan	830
8	Eddie Sutton	806
9	Lefty Driesell	786
10	Lute Olson	780
11	Lou Henson	779
12	Roy Williams	775
13	Ed Diddle	759
14	Henry Iba	755
15	Bo Ryan	747
16	Phog Allen	746
17	Rollie Massimino	745
18	Rick Pitino	743
19	John Chaney	741
20	Jerry Tarkanian	729
21	Norm Stewart	729
22	Ray Meyer	724
23	Don Haskins	719
24	Bob Huggins	717
25	Cliff Ellis	712
26	Rick Byrd	711
27	Jerry Slocum	699
28	Mike Montgomery	677
29	Denny Crum	675
30	Gary Williams	668
31	John Wooden	664
32	Larry Hunter	664
33	John Calipari	658
34	Ralph Miller	657
35	Tom Penders	649
36	Gene Bartow	647
37	John Beilein	642
38	Billy Tubbs	641
39	Homer Drew	640
40	Marv Harshman	637
41	Hugh Durham	633
42	Norm Sloan	624
43	Stew Morrill	620
44	Rick Barnes	617
45	Ben Braun	615
46	Slats Gill	599
47	Tom Davis	598
48	Abe Lemons	597
49	John Thompson	596
50	Guy Lewis	592
51	Bill Self	586
52	Bobby Cremins	579
53	Pat Douglass	573
54	Eldon Miller	568
55	Davey Whitney	566
56	Gale Catlett	565
57	Gary Colson	563
58	Jim Larrañaga	557
59	Lon Kruger	585
60	John Kresse	560
61	Tony Hinkle	558
62	Glenn Wilkes	551

MIAMI HIGHS Points 105, vs. Mississippi State 11/19 Points/Half 59 (1st), vs. Mississippi State 11/19 Field Goals Made 34 (2x) last at La Salle, 12/22 Field Goal Att. 64 (2x) last vs. Wake Forest, 1/23 Field Goal Pct. 56.7, vs. Mississippi State 11/19 3-Point FG Made 12, vs. Louisiana 11/16 3-Point FG Att. 31, vs. UTRGV 11/13 Free Throws Made 28, vs. Mississippi State 11/19 Free Throw Att. 38, vs. Mississippi State 11/19 Rebounds 51, at La Salle, 12/22 Assists 24, vs. Duke, 1/25 Steals 12 (2x) last vs. Wake Forest, 1/23 Blocks 7 (5x) last vs. Virginia Tech, 2/17 Turnovers 17, vs. College of Charleston, 12/19 Bench Points 50, vs. Mississippi State 11/19 Victory Margin 46, at La Salle, 12/22	OPPONENT HIGHS Points 96, at North Carolina, 2/20 Points/Half 54, at North Carolina, 2/20 Field Goals Made 39, at North Carolina, 2/20 Field Goal Att. 72, at North Carolina, 2/20 Field Goal Pct. 54.2, at North Carolina, 2/20 3-Point FG Made 12, vs. Northeastern, 11/27 3-Point FG Att. 24, at La Salle, 12/22 Free Throws Made 26, at NC State, 1/30 Free Throw Att. 31, at NC State, 1/30 Rebounds 46, at North Carolina, 2/20 Assists 21, at North Carolina, 2/20 Steals 13, vs. College of Charleston, 12/19 Blocks 6, at Florida State, 2/15 Turnovers 19, vs. Syracuse, 1/2 Bench Points 36, at North Carolina, 2/20 Victory Margin 25, at North Carolina, 2/20	MIAMI LOWS Points 58, at Virginia, 1/12 Points/Half 17 (1st), vs. Syracuse, 1/2 Field Goals Made 18, vs. Syracuse, 1/2 Field Goal Att. 43, vs. Louisville, 2/27 Field Goal Pct. 34.6, vs. Syracuse, 1/2 3-Point FG Made 2, at Boston College, 1/20 3-Point FG Att. 10, at Boston College, 1/20 Free Throws Made 7, vs. Northeastern, 11/27 Free Throw Att. 9 (2x) last at Notre Dame, 3/2 Rebounds 23, at NC State, 1/30 Assists 8 (3x) last vs. Virginia Tech, 2/17 Steals 2 (2x) last at Notre Dame, 3/2 Blocks 0, vs UTRGV 11/13 Turnovers 6 (2x) last at Notre Dame, 3/2 Bench Points 3, vs. Florida, 12/8 Victory Margin 2 (2x) last at Florida State, 2/15	OPPONENT LOWS Points 49 (2x) last vs. Virginia Tech, 2/17 Points/Half 21 (1st), vs. Charlotte, 12/5 Field Goals Made 16, vs. Virginia Tech, 2/17 Field Goal Att. 47, at Virginia, 1/12 Field Goal Pct. 29.6, vs. Virginia Tech, 2/17 3-Point FG Made 1, vs. Florida, 12/8 3-Point FG Att. 7, at Virginia, 1/12 Free Throws Made 4 (2x) last at Florida State, 2/15 Free Throw Att. 8 (2x) last vs. Louisville, 2/27 Rebounds 24 (2x) last at Virginia Tech, 3/5 Assists 5, vs. Princeton, 12/29 Steals 1 (2x) last at Virginia, 1/12 Blocks 0 (2x) last vs. Duke, 1/25 Turnovers 5, vs. Charlotte, 12/5 Bench Points 7 (2x) last vs. Duke, 1/25 Victory Margin 1, vs. Northeastern, 11/27
	MIAMI INDIVIDUAL HIGHS Points 27, Sheldon McClellan, vs. Utah 11/20 Field Goals Made 10, Sheldon McClellan, vs. Utah 11/20 Field Goal Attempts 19, Sheldon McClellan, at Virginia Tech, 3/5 3-Point FG Made 5, Davon Reed, vs. Virginia, 2/22 3-Point FG Attempts 9 (2x), Sheldon McClellan, last at Florida State, 2/15 Free Throws Made 12, Sheldon McClellan, vs. Syracuse, 1/2 Free Throw Attempts 14, Sheldon McClellan, vs. Syracuse, 1/2 Rebounds 17, Tonye Jekiri, at Boston College, 1/20 Assists 11, Angel Rodriguez, vs. Duke, 1/25 Blocks 5, Tonye Jekiri, vs. Northeastern, 11/27	OPPONENT INDIVIDUAL HIGHS Points 30, Cat Barber, at NC State, 1/30 Field Goals Made 12, Malcolm Brogdon, vs. Virginia, 2/22 Field Goal Attempts 25, Shavon Shields, at Nebraska, 12/1 3-Point FG Made 5 (4x) last Justin Bibbs, at Virginia Tech, 3/5 3-Point FG Attempts 10, Quincy Ford, vs. Northeastern, 11/27 Free Throws Made 11, David Walker, vs. Northeastern, 11/27 Free Throw Attempts 12, David Walker, vs. Northeastern, 11/27 Rebounds 15, Brice Johnson, vs. North Carolina, 2/20 Assists 8 (5x) last Justin Robinson, at Virginia Tech, 3/5 Blocks 4 (2x) last Anthony Gill, vs. Virginia, 2/22	

THE LAST TIME ...

Player Scored 30 Points Miami Sheldon McClellan (31), at Charlotte, 11/25/14 Opponent Cat Barber (30), at NC State, 1/30/16	
Player Scored 35 Points Miami Jack McClinton (35) vs. North Carolina, 3/15/09 Opponent Xavier Rathan-Mayes (35) Florida State, 2/25/15	
Player Scored 40 Points Miami Darius Rice (43) vs. Connecticut, 1/20/03 Opponent Sean Singletary (41), Virginia, 3/1/08	
Two Players Scored 20 Points Miami Sheldon McClellan (27), Tonye Jekiri (20), Utah, 11/20/15 Opponent David Walker (21), Quincy Ford (24), Northeastern, 11/27/15	
Three Players Scored 20 Points Miami Dwayne Collins (23), Brian Asbury (21), Jack McClinton (20) vs. Virginia Tech, 1/25/09 Opponent Travis Mays (40), Alvin Heggs (22), Lance Blanks (21), Texas, 2/22/89	
Five (not 5+) Players Scored in Double Figures Miami Anthony Lawrence, Jr. (18), Sheldon McClellan (12), Angel Rodriguez (12), Ja'Quan Newton (12), Kamari Murphy (11) vs. Notre Dame, 2/3/16 Opponent Shawn Long (21), Jay Wright (13), Kasey Shepherd (12), Bryce Washington (11), Devonta Walker (11) vs. Louisiana 11/16/15	
Six (not 6+) Players Scored in Double Figures Miami Davon Reed (19), Angel Rodriguez (18), Sheldon McClellan (16), Ivan Cruz Uceda (13), Anthony Lawrence (12), Ja'Quan Newton (11) vs. Louisiana 11/16/15	
Seven+ Players Scored in Double Figures Miami Sheldon McClellan (18), Ja'Quan Newton (15), James Palmer (14), Ebuka Izundu (11) Angel Rodriguez (11), Ivan Cruz Uceda (10), Anthony Lawrence Jr. (10) vs. Mississippi State 11/19/15	
Player Grabbed 15 Rebounds Miami Tonye Jekiri (17) at Boston College, 1/20/16 Opponent Brice Johnson (15) vs. North Carolina, 2/20/16	
Two Players Grabbed 10 Rebounds Miami Tonye Jekiri (14), Kamari Murphy (10), at La Salle, 12/22/15 Opponent Tyler Roberson (11), Tyler Lydon (10), Syracuse, 1/2/16	
Three Players Grabbed 10 Rebounds Miami Mark Richardson (11), Eric Brown (10), Joe Wylie (10) vs. FIU, 3/6/89 Opponent Matt Harpring (12), Dion Glover (10), Michael Maddox (10), Georgia Tech, 12/2/7/97	
Player Had 10 Assists Miami Angel Rodriguez (11), vs. Duke, 1/25/16 Opponent Kris Dunn (13), Providence, 12/22/14	
Player Had 10 Blocks Miami Anthony King (10) vs. Florida Atlantic, 11/29/04 Opponent Jarvis Varnado (10), Mississippi State, 12/13/07	

Player Had a Double-Double Miami Tonye Jekiri (10 pts, 10 reb) vs. Pittsburgh, 2/9/16 Opponent Zach Augustine (18 pts, 11 reb) at Notre Dame, 3/2/16	
Player Had a Triple-Double Miami Anthony King (11 pts, 10 reb, 13 blks) vs. Florida Atlantic, 11/29/04 Opponent Brendan Haywood (18 pts, 14 reb, 10 blks), North Carolina, 12/4/00	
Two Players Had Double-Doubles Miami Reggie Johnson (22 pts, 11 rebs) & Kenny Kadji (12 pts, 12 rebs), vs. Stetson, 11/9/12 Opponent Brice Johnson (22 pts, 11 rebs) & J.P. Tokoto (10 pts, 10 rebs), North Carolina, 2/28/15	
Team Scored 100 Points Miami 105 vs. Mississippi State, 11/19/15 Opponent 105, North Carolina, 1/31/07	
Team Scored 50 Points in a Half Miami 55 (2nd half) at La Salle, 12/22/15 Opponent 54 (2nd half) at North Carolina, 2/20/16	
Team Shot 50 Percent in Both Halves Miami .630 (17-27) / .500 (31-55) vs. Notre Dame, 2/3/16 Opponent .529 (18-34) / .553 (21-38) at North Carolina, 2/20/16	
Team Shot 60 Percent in a Half Miami .680 (17-25), second half, vs. Virginia Tech, 2/17/16 Opponent .611 (11-18), second half, at Virginia, 1/12/16	
Team Shot 70 Percent in a Half Miami .739 (17-23), first half, at Florida State, 2/13/13	
Team Shot 60 Percent in a Game Miami .638 (30-47), at Florida State, 2/13/13 Opponent .622 (23-37), Clemson, 12/21/08	
Team Shot Less Than 30 Percent in a Game Miami .293 (12-41), vs. Eastern Kentucky, 12/19/14 Opponent .296 (16-54), vs. Virginia Tech, 2/17/16	

THE LAST TIME A MIAMI FRESHMAN ...
Scored 26+ Points: Durand Scott, 29, vs. North Carolina, 3/02/10
Scored 20-25 Points: Deandre Burnett, 21, vs. Green Bay, 12/6/14
Perfect from Field (5+ att): Reggie Johnson (RS), 8-of-8, vs. Wake Forest, 3/11/10
Perfect from 3-Point (3+ att): Anthony Lawrence, 4-of-4, vs. Notre Dame, 2/3/16
10+ Rebounds: Reggie Johnson (RS), 12, vs. Virginia Tech, 03/12/10
10+ Assists: Durand Scott, 10, vs. North Carolina Central, 11/14/09
5-9 Assists: Ja'Quan Newton, 5, at Notre Dame, 1/17/15
5+ Steals: Shane Larkin, 6, vs. North Carolina, 01/10/12
4+ Blocks: Raphael Akpejori, 4, McNeese State, 11/24/10
Double-Double: Julian Gamble (RS), 13 points, 13 rebounds, North Florida, 12/31/08

Official Basketball Box Score -- Game Totals -- Final Statistics
UTRGV vs Miami
11-13-15 7:02 p.m. at BankUnited Center | Coral Gables, Fla.

UTRGV 59 • 0-1

#	Player	*	Total			3-Ptr			Rebounds			PF	TP	A	TO	Blk	Stl	Min
			FG-FGA	FG-FGA	FT-FTA	Off	Def	Total										
03	Thompson, JJ	*	1-5	1-3	2-2	0	1	1	3	5	4	0	1	30				
20	Dixon, Nick	*	0-7	0-2	1-2	1	3	4	1	1	1	1	0	19				
23	Kimasa, Dan	*	5-11	0-0	0-0	0	5	5	3	10	1	1	0	25				
24	Hines, Shaquille	*	7-14	3-4	1-1	3	3	6	4	18	0	1	0	24				
35	Slaughter, Dakota	*	2-7	1-5	0-0	1	1	2	4	5	1	3	0	28				
01	Osborne, Everett	*	2-3	1-2	2-2	0	1	1	1	7	0	1	0	17				
05	Jones, Walter	*	1-1	0-0	0-2	0	0	0	3	2	0	0	0	8				
32	Rwabigwi, Adonis	*	0-1	0-0	0-0	0	3	3	3	0	0	2	1	0	15			
44	Ikuenobe, Christopher	*	0-0	0-0	2-3	0	1	1	2	0	1	0	0	4	0			
55	Green, Antonio	*	4-6	1-3	0-0	0	4	4	3	9	1	0	0	1	30			
Team						1	6	7										
Totals				22-55	7-19	8-12		6	28	34	26	59	9	15	1	4	200	
FG % 1st Half:			8-27	29.6%	2nd half:	14-28	50.0%	Game:	22-55	40.0%	Deadball Rebounds							
3FG % 1st Half:			3-10	30.0%	2nd half:	4-9	44.4%	Game:	7-19	36.8%								
FT % 1st Half:			1-2	50.0%	2nd half:	7-10	70.0%	Game:	8-12	66.7%								

Miami 86 • 1-0

#	Player		Total			3-Ptr			Rebounds				PF	TP	A	TO	Blk	Stl	Min
			FG-FGA	FG-FGA	FT-FTA	Off	Def	Total											
05	Davon Reed	*	4-11	0-4	6-9	1	2	3	3	14	0	0	0	1	24				
10	Sheldon McClellan	*	6-10	2-4	4-4	1	3	4	3	18	1	1	0	1	29				
13	Angel Rodriguez	*	2-10	1-7	0-1	1	1	2	1	5	7	0	0	2	32				
23	Tonye Jekiri	*	2-5	0-1	3-4	2	10	12	3	7	1	1	0	0	28				
35	Ivan CruzUceda	*	5-9	4-7	2-2	1	6	7	2	16	1	1	0	1	26				
00	Ja'Quan Newton		3-6	0-1	5-7	0	2	2	0	11	1	3	0	1	23				
03	Anthony Lawrence		0-1	0-0	1-2	2	0	2	1	1	0	1	0	0	6				
12	James Palmer		3-7	2-4	3-4	1	5	6	0	11	3	0	0	0	23				
15	Ebuka Izundu		0-0	0-0	0-0	0	0	0	2	0	0	0	0	0	4				
20	Mike Robinson		1-2	1-2	0-0	0	1	1	1	3	0	0	0	0	3				
35	Chris Stowell		0-1	0-1	0-0	0	0	0	0	0	0	0	0	0	2				
Team						6	0	6											
Totals			26-62	10-31	24-33	15	30	45	16	86	14	8	0	6	200				
FG % 1st Half:			8-29	27.6%	2nd half:	18-33	54.5%	Game:	26-62	41.9%					Deadball				
3FG % 1st Half:			1-12	8.3%	2nd half:	9-19	47.4%	Game:	10-31	32.3%					Rebounds				
FT % 1st Half:			11-12	91.7%	2nd half:	13-21	61.9%	Game:	24-33	72.7%					2				

Officials: Clarence Armstrong, Tim Eberole, Bob Testa

Technical fouls: UTRGV-None. Miami-None.

Attendance: 6607

Score by periods	1st	2nd	Total
UTRGV	20	39	59
Miami	28	58	86

Last FG - UTRGV 2nd-01:25, UM 2nd-02:58.

Largest lead - UTRGV by 3 1st-18:22, UM by 32 2nd-02:02.

UTRGV led for 04:59. UM led for 33:25. Game was tied for 01:36.

Score tied - 3 times.

Lead changed - 3 times.

Official Basketball Box Score -- Game Totals -- Final Statistics
Louisiana vs Miami
11-16-15 7 p.m. at BankUnited Center | Coral Gables, Fla.

Louisiana 77 • 1-1

#	Player	Total		3-Ptr		Rebounds			PF	TP	A	TO	Blk	Stl	Min
		FG-FGA	FG-FGA	FT-FTA	Off	Def	Tot								
21	Long, Shawn	f	9-17	0-2	3-8	6	7	13	4	21	1	4	2	1	33
32	Washington, Bryce	f	5-10	1-5	0-0	2	0	2	2	11	2	2	0	0	25
01	Wright, Jay	g	4-9	1-2	4-7	0	0	0	2	13	8	1	0	2	30
13	Register, Hayward	g	1-2	1-2	2-3	0	1	1	1	5	0	1	0	0	11
22	Stove, Johnathan	g	0-1	0-0	2-2	0	3	3	3	2	1	2	0	1	22
00	Walker, Devonta		5-7	0-0	1-2	3	2	5	4	11	0	1	1	0	15
03	Wooten, Tyrone		0-3	0-1	0-0	1	2	3	1	0	0	0	0	0	7
04	Wronkoski, Steven		1-3	0-2	0-0	1	1	2	2	2	0	1	0	0	17
05	Shepherd, Kasey		4-9	2-5	2-2	1	2	3	2	12	2	1	0	3	22
15	Edgman, Jay		0-2	0-1	0-0	0	1	1	1	0	0	0	0	0	14
23	Williams, Tiremone		0-0	0-0	0-0	0	0	0	1	0	0	0	0	0	4
Team			FG-O				4	1	5						
Totals			29-63	5-20	14-24	18	20	38	23	77	14	13	3	7	200
FG % 1st Half: 10-24		41.7%	2nd half: 19-39	48.7%	Game: 29-63	46.0%	Deadball Rebounds								
3FG % 1st Half: 2-9		22.2%	2nd half: 3-11	27.3%	Game: 5-20	25.0%	5								
FT % 1st Half: 5-9		55.6%	2nd half: 9-15	60.0%	Game: 14-24	58.3%									

Miami 93 • 2-0

#	Player		Total		3-Ptr		Rebounds			PF	TP	A	TO	Blk	Stl	Min
			FG-FGA	FG-FGA	FT-FTA	Off	Def	Tot								
33	Ivan CruzUceda	f	5-7	3-5	0-0	0	3	3	3	13	0	0	0	0	29	
23	Tonye Jekiri	c	2-6	0-1	0-1	1	3	4	4	4	1	2	0	0	23	
05	Davon Reed	g	6-8	4-5	3-4	0	4	4	3	19	1	2	1	1	32	
10	Sheldon McClellan	g	6-9	2-4	2-3	2	3	5	2	16	2	1	1	3	34	
13	Angel Rodriguez	g	4-11	2-6	8-11	3	2	5	3	18	4	2	1	0	31	
00	Ja'Quan Newton		5-6	0-0	1-2	0	0	0	1	11	5	2	0	0	15	
03	Anthony Lawrence		3-6	1-2	5-6	2	4	6	3	12	4	1	1	2	25	
12	James Palmer		0-2	0-0	0-0	1	1	2	1	0	0	0	0	0	11	
15	Ebuka Izundu		0-0	0-0	0-0	0	0	0	0	0	0	0	0	0	0+	
Team						1	1	2								
Totals			31-55	12-23	19-27	10	21	31	20	93	17	10	4	6	200	
FG % 1st Half: 16-30			53.3%	2nd half: 15-25	60.0%	Game: 31-55			56.4%	Deadball Rebounds						
3FG % 1st Half: 6-14			42.9%	2nd half: 6-9	66.7%	Game: 12-23			52.2%							
FT % 1st Half: 5-6			83.3%	2nd half: 14-21	66.7%	Game: 19-27			70.4%							

Officials: Tim Nestor, Raymond Styons, Alfred Smith

Technical fouls: Louisiana-None. Miami-None.

Attendance: 5965

Score by periods	1st	2nd	Total
Louisiana	27	50	77
Miami	43	50	93

	In	Off	2nd	Fast	Bench
Points	42	7	21	6	25
UL-L	22	18	6	4	23

Last FG - UL-L 2nd-01:17, UM 2nd-02:15.

Largest lead - UL-L by 3 1st-19:35, UM by 20 1st-03:31.

UL-L led for 01:21. UM led for 37:33. Game was tied for 01:06.

Score tied - 2 times.

Lead changed - 1 time.

Official Basketball Box Score -- Game Totals -- Final Statistics
Miami vs Mississippi State
11/19/15 6:00 PM AT at Coliseo Roberto Clemente (San Juan, PR)

Miami 105 • 3-0

#	Player		Total		3-Ptr		Rebounds			PF	TP	A	TO	Blk	Stl	Min
			FG-FGA	FG-FGA	FT-FTA	Off	Def	Tot								
33	Ivan CruzUceda	f	4-6	2-3	0-0	0	6	6	3	10	0	1	0	1	22	
23	Tonye Jekiri	c	3-5	0-0	2-2	3	7	10	3	8	2	3	1	0	18	
05	Davon Reed	g	1-2	1-1	5-5	0	3	3	4	8	1	2	0	0	18	
10	Sheldon McClellan	g	5-10	2-3	6-6	0	0	0	1	18	4	0	0	2	32	
13	Angel Rodriguez	g	4-6	2-3	1-2	1	2	3	3	11	5	2	0	0	24	
00	Ja'Quan Newton	g	5-10	0-2	5-8	0	2	2	2	15	5	2	0	2	24	
03	Anthony Lawrence	g	3-7	0-2	4-6	2	2	4	3	10	2	0	0	2	22	
12	James Palmer	g	6-9	2-3	0-2	0	2	2	0	14	1	0	0	0	21	
15	Ebuka Izundu	g	3-5	0-0	5-7	5	2	7	0	11	0	0	0	0	15	
20	Mike Robinson	g	0-0	0-0	0-0	0	0	0	1	0	0	0	0	0	2	
35	Chris Stowell	g	0-0	0-0	0-0	0	0	0	0	0	0	1	0	0	2	
Team						2	2	4								
Totals			34-60	9-17	28-38		13	28	41	20	105	20	11	1	7	200
FG % 1st Half:			20-32	62.5%	2nd half:	14-28	50.0%	Game:	34-60	56.7%	Deadball Rebounds					
3FG % 1st Half:			7-13	53.8%	2nd half:	2-4	50.0%	Game:	9-17	52.9%						
FT % 1st Half:			12-17	70.6%	2nd half:	16-21	76.2%	Game:	28-38	73.7%						

Official Basketball Box Score -- Game Totals -- Final Statistics
Butler vs Miami
11-22-15 7:30 PM AT at Coliseo Roberto Clemente (San Juan, PR)

Butler 75 • 3-1

#	Player		Total			3-Ptr	Rebounds			PF	TP	A	TO	Blk	Stl	Min
			FG-FGA	FG-FGA	FT-FTA		Off	Def	Tot							
04	WIDEMAN, Tyler	f	3-6	0-0	2-2		4	6	10	4	8	0	0	0	2	31
45	CHRAVASCZ, Andrew	f	3-7	0-1	0-0		2	0	2	4	6	2	0	1	0	27
01	LEWIS, Tyler	g	1-5	1-4	0-0		0	0	0	1	3	1	2	0	0	25
21	JONES, Roosevelt	g	7-13	0-0	5-11		3	2	5	2	19	5	3	0	1	36
24	DUNHAM, Kellen	g	6-17	5-8	6-6		0	0	0	3	23	1	4	0	0	28
00	ETHERINGTON, Austin		0-1	0-1	0-0		0	1	1	0	0	1	0	0	0	8
05	GATHERS, Jordan		2-3	2-3	0-0		0	0	0	1	6	1	1	0	2	12
13	DAVIS, Jackson		1-2	0-0	0-0		0	0	0	1	2	0	0	0	0	5
30	MARTIN, Kelan		3-5	0-1	2-2		0	5	5	3	8	0	3	0	0	28
Team							4	3	7							
Totals				26-59	8-18	15-21	13	17	30	19	75	11	13	1	5	200
FG % 1st Half: 11-27			40.7%	2nd half: 15-32	46.9%	Game: 26-59	44.1%	Deadball								
3FG % 1st Half: 3-9			33.3%	2nd half: 5-9	55.6%	Game: 8-18	44.4%	Rebounds								
FT % 1st Half: 4-6			66.7%	2nd half: 11-15	73.3%	Game: 15-21	71.4%	2								

Miami 85 • 5-0

#	Player		Total			3-PTA	Rebounds			PF	TP	A	TO	Blk	Stl	Min
			FG-FGA	FG-FGA	FT-FTA		Off	Def	Tot							
33	Ivan CruzUceda	f	3-4	2-3	0-0	1	3	4	1	8	0	0	2	0	20	
23	Tonye Jekiri	c	4-6	0-0	4-4	4	8	12	4	12	1	3	2	0	34	
05	Davon Reed	g	1-3	1-1	4-4	1	4	5	3	7	3	2	0	0	30	
10	Sheldon McClellan	g	2-6	2-5	2-2	0	2	2	2	8	2	1	0	1	29	
13	Angel Rodriguez	g	6-10	3-6	4-4	0	1	1	3	19	3	4	0	3	29	
00	Ja'Quan Newton		5-12	0-1	7-8	0	1	1	1	17	3	1	1	2	23	
03	Anthony Lawrence		3-6	1-3	0-0	0	1	1	1	7	1	0	0	2	12	
12	James Palmer		1-2	0-1	0-0	0	1	1	2	2	1	0	0	0	11	
21	Kamari Murphy		2-3	0-0	1-2	1	3	4	4	5	0	0	0	0	12	
Team						2	0	2								
Totals				27-52	9-20	22-24	9	24	33	21	85	14	11	5	8	200
FG % 1st Half: 18-34			52.9%	2nd half: 9-18	50.0%	Game: 27-52	51.9%	Deadball								
3FG % 1st Half: 4-11			36.4%	2nd half: 5-9	55.6%	Game: 9-20	45.0%	Rebounds								
FT % 1st Half: 2-2			100.0%	2nd half: 20-22	90.9%	Game: 22-24	91.7%	1								

Officials: Joe DeRosa, Patrick Adams, Kipp Kissinger
Technical fouls: Butler-None. Miami-Kamari Murphy.
Attendance: 5309
Game 12 of the Ninth Annual Puerto Rico Tip-Off Tournament
Championship Game

Score by periods	1st	2nd	Total
Butler	29	46	75
Miami	42	43	85

Last FG - BUTLER 2nd-03:31, UM 2nd-06:15.
Largest lead - BUTLER None, UM by 19 1st-02:41.
BUTLER led for 00:00. UM led for 37:47. Game was tied for 02:13.

	In Paint	Off T/O	2nd Chance	Fast Break	Bench
Points BUTLER	28	16	15	2	16
UM	28	19	13	13	31

Score tied - 2 times.
Lead changed - 0 times.

Official Basketball Box Score -- Game Totals -- Final Statistics
Northeastern vs Miami
11-27-15 4 p.m. at BankUnited Center | Coral Gables, Fla.

Northeastern 78 • 4-1

#	Player	Total		3-Ptr	Rebounds					PF	TP	A TO			Blk	Stl	Min
		FG-FGA	FG-FGA		FT-FTA	Off	Def	Tot									
04	Walker, David	*	4-10	2-4	11-12	0	2	2	1	21	3	2	0	1	38		
10	Williams, T.J.	*	1-4	0-2	1-3	0	0	0	0	3	3	0	0	0	28		
12	Ford, Quincy	*	9-17	5-10	1-3	1	5	6	3	24	2	4	0	4	29		
33	Stahl, Zach	*	3-6	0-0	0-0	1	4	5	4	6	0	4	1	0	32		
34	Abakah, Kwesi	*	1-4	0-0	0-0	2	3	5	3	2	1	0	0	0	24		
11	Miller, Jeremy	*	3-5	2-2	1-1	2	3	5	1	9	0	0	0	0	17		
15	Donnelly, Caleb	*	2-2	1-1	0-1	0	0	0	0	5	0	0	0	0	8		
20	Begley, Devon	*	2-6	2-3	2-2	1	2	3	2	8	2	2	0	0	24		
Team						4	3	7									
Totals			25-54	12-22	16-22	11	22	33	14	78	11	12	1	5	200		
FG % 1st Half:		11-26	42.3%	2nd half:	14-28	50.0%	Game:	25-54	46.3%	Deadball							
3FG % 1st Half:		7-12	58.3%	2nd half:	5-10	50.0%	Game:	12-22	54.5%	Rebounds							
FT % 1st Half:		6-8	75.0%	2nd half:	10-14	71.4%	Game:	16-22	72.7%	0							

Miami 77 • 5-0

#	Player	Total		3-PTA	Rebounds			PF	TP	A TO			Blk	Stl	Min
		FG-FGA	FG-FGA		FT-FTA	Off	Def			Tot					
05	Davon Reed	*	7-10	2-5	3-3	1	6	7	3	19	4	2	1	1	34
10	Sheldon McClellan	*	8-12	1-3	1-1	0	1	1	3	18	1	0	0	1	32
13	Angel Rodriguez	*	5-11	1-4	1-1	0	0	0	4	12	6	3	0	1	32
23	Tonye Jekiri	*	4-8	0-0	0-1	2	10	12	2	8	2	2	5	0	37
33	Ivan CruzUceda	*	1-3	1-3	0-0	0	0	0	1	3	1	0	0	0	14
00	Ja'Quan Newton	*	5-7	1-1	2-3	1	1	2	4	13	1	2	0	1	20
03	Anthony Lawrence	*	0-1	0-0	0-0	1	0	1	1	0	0	0	0	0	5
12	James Palmer	*	1-5	0-1	0-0	0	0	0	0	2	1	0	0	0	9
21	Kamari Murphy	*	1-2	0-0	0-0	1	5	6	3	2	0	2	1	0	17
Team						0	1	1							
Totals			32-59	6-17	7-9	6	24	30	21	77	16	11	7	4	200
FG % 1st Half: 13-29		44.8%	2nd half: 19-30	63.3%	Game: 32-59	54.2%	Deadball								
3FG % 1st Half: 1-8		12.5%	2nd half: 5-9	55.6%	Game: 6-17	35.3%	Rebounds								
FT % 1st Half: 3-4		75.0%	2nd half: 4-5	80.0%	Game: 7-9	77.8%	1								

Officials: Brian Dorsey, Les Jones, Bill McCarthy
Technical fouls: Northeastern-None. Miami-None.
Attendance: 6635

Score by periods	1st	2nd	Total
Northeastern	35	43	78
Miami	30	47	77

Last FG - NU 2nd-00:00, UM 2nd-00:18.
Largest lead - NU by 13 1st-07:09, UM by 7 2nd-04:23.
NU led for 31:54. UM led for 06:00. Game was tied for 02:06.

	In Paint	Off T/O	2nd Chance	Fast Break	Bench
Points NU	18	15	9	0	22
UM	50	10	7	10	17

Score tied - 2 times.
Lead changed - 4 times.

Official Basketball Box Score -- Game Totals -- Final Statistics
Miami vs Nebraska
12/01/15 8:05 p.m. at Pinnacle Bank Arena (Lincoln, Neb.)

Miami 77 • 6-1

#	Player		Total			3-Ptr	Rebounds			PF	TP	A TO			Blk	Stl	Min				
			FG	F	GA		FG	F	GA			Off	Def	Tot				Ass	Turn		
21	Kamari Murphy	f	5	-6		0	-0		1	4	5	4	10	0	2	1	0	29			
23	Tonye Jekiri	c	2	-8		0	-1	3	-3	2	8	10	3	7	2	2	2	0	39		
05	Davon Reed	g	1	-10		1	-6		5	6	1	3	4	2	8	0	1	0	0	32	
10	Sheldon McClellan	g	3	-8		1	-2	7	-9	2	2	4	2	14	0	2	0	1	1	43	
13	Angel Rodriguez	g	5	-11		2	-5	3	-4	0	4	4	1	15	4	4	1	3	36		
00	Ja'Quan Newton		3	-6		0	-2	4	-5	0	2	2	1	10	2	2	0	0	0	20	
03	Anthony Lawrence		5	-7		2	-3	1	-1	2	5	7	1	13	0	0	0	0	0	14	
12	James Palmer		0	-0		0	-0	0	-0	0	0	0	1	0	0	0	0	0	0	3	
33	Ivan CruzUceda		0	-2		0	-2	0	-0	1	1	2	1	0	0	1	0	0	0	9	
Team										3	0	3									
Totals				24	-58		6	-21	23	-28	12	29	41	16	77	8	14	4	4	4	225
FG % 1st Half: 13-30			43.3%	2nd half: 9-21			42.9%	OT: 2-7	28.6%	Game: 24-58			41.4%	Deadball							
3FG % 1st Half: 3-8			37.5%	2nd half: 2-9			22.2%	OT: 1-4	25.0%	Game: 6-21			28.6%	Rebounds							
FT % 1st Half: 8-8			100.0%	2nd half: 11-14			78.6%	OT: 4-6	66.7%	Game: 23-28			82.1%	2							

Nebraska 72 • 5-3

#	Player		Total			3-Ptr	Rebounds			PF	TP	A TO			Blk	Stl	Min
			FG-FGA	FG-FGA	FT-FTA		Off	Def	Tot								
24	Hammond, Jake	f	0-3	0-0	0-0		1	2	3	4	0	1	1	4	0	22	
31	Shields, Shavon	f	11-25	2-5	4-6		2	3	5	4	28	2	4	0	2	40-	
00	Webster, Tai	g	4-11	1-2	0-0		0	5	5	5	9	4	2	0	1	30-	
03	White III, Andrew	g	4-8	1-4	4-4		2	4	6	2	13	0	2	0	2	39	
32	Parker, Benny	g	2-5	2-3	0-0		0	4	4	1	6	1	1	0	1	34	
05	Watson Jr., Glynn		4-9	2-3	1-2		1	3	4	2	11	1	0	0	0	20	
10	McVeigh, Jack		1-1	1-1	0-0		0	2	2	1	3	1	1	0	1	17	
12	Jacobson, Michael		0-1	0-0	0-0		0	0	0	0	0	0	0	0	0	3	
30	Morrow Jr., Ed		1-1	0-0	0-0		2	2	4	3	2	0	0	0	0	20	
	Team						1	0	1				1				
Totals			27-64	9-18	9-12		9	25	34	22	72	10	12	4	7	225	
FG % 1st Half: 14-28			50.0%	2nd half: 13-30	43.3%	OT: 0-6	0.0%	Game: 27-64	42.2%	Deadball							
3FG % 1st Half: 6-9			66.7%	2nd half: 3-6	50.0%	OT: 0-3	0.0%	Game: 9-18	50.0%	Rebounds							
FT % 1st Half: 2-2			100.0%	2nd half: 3-4	75.0%	OT: 0-4	66.7%	Game: 9-12	75.0%	2							

Official Basketball Box Score -- Game Totals -- Final Statistics
Florida vs Miami
12-08-15 7:02 p.m. at BankUnited Center | Coral Gables, Fla.

Florida 55 • 6-2

#	Player	Total			3-Ptr		Rebounds					PF	TP	A TO Blk			Stl	Min
		FG-FGA	FG-FGA	FT-FTA	Off	Def	Tot	A	TO	Blk								
00	Hill, Kasey	* 1-7	0-3	2-3	0	0	0	5	4	1	3	0	1	21				
03	Robinson, Devin	* 5-10	0-1	1-1	1	5	6	3	11	2	0	0	0	30				
04	Allen, KeVaughn	* 2-7	0-1	0-0	0	2	2	1	4	0	0	0	0	21				
10	Finney-Smith, Dorian	* 4-7	1-2	3-8	1	5	6	2	12	0	2	0	0	34				
15	Egbunu, John	* 5-10	0-0	4-4	2	3	5	4	14	0	2	0	1	30				
01	Walker, DeVon	0-0	0-0	0-0	1	0	1	0	0	0	1	0	1	8				
02	Francis-Ramirez, B.	2-7	0-2	0-0	0	1	1	2	4	1	0	0	0	18				
11	Chiozza, Chris	1-4	0-2	0-0	0	2	2	5	2	3	2	0	1	20				
13	Hayes, Kevarius	1-2	0-0	0-0	1	1	2	0	2	0	0	1	0	10				
24	Leon, Justin	1-3	0-1	0-0	2	1	3	1	2	0	0	0	1	7				
32	Rimmer, Schuyler	0-0	0-0	0-0	0	1	1	0	0	0	0	0	0	1				
Team					1	1	2											
Totals		22-57	1-12	10-16	9	22	31	23	55	7	10	1	5	200				
FG % 1st Half: 9-25		36.0%	2nd half: 13-32	40.6%	Game: 22-57	38.6%									Deadball Rebounds 1			
3FG % 1st Half: 1-6		16.7%	2nd half: 0-6	0.0%	Game: 1-12	8.3%												
FT % 1st Half: 5-7		71.4%	2nd half: 5-9	55.6%	Game: 10-16	62.5%												

Miami 66 • 8-1

#	Player	Total		3-Ptr		Rebounds					PF	TP	A TO Blk			Stl	Min
		FG-FGA	FG-FGA	FT-FTA	Off	Def	Tot	A	TO	Blk							
05	Davon Reed	* 2-8	1-4	0-0	0	4	4	2	5	0	2	2	3	27			
10	Sheldon McClellan	* 7-12	3-4	7-8	1	4	5	0	24	1	1	0	1	37			
13	Angel Rodriguez	* 5-8	3-5	4-4	0	3	3	3	17	2	2	0	3	29			
21	Kamari Murphy	* 3-7	0-1	2-4	2	4	6	4	8	1	1	1	0	34			
23	Tonye Jekiri	* 3-4	0-0	3-4	5	4	9	3	9	1	3	3	0	27			
00	Ja'Quan Newton	0-2	0-0	3-4	0	1	1	1	3	3	3	0	0	19			
12	James Palmer	0-3	0-1	0-0	1	0	1	0	0	1	0	0	0	10			
15	Ebuka Izundu	0-3	0-0	0-0	1	0	1	1	0	0	0	0	0	4			
33	Ivan CruzUceda	0-4	0-2	0-0	0	3	3	3	0	0	1	0	0	13			
Team					1	8	9										
Totals		20-51	7-17	19-24	11	31	42	17	66	9	14	6	7	200			
FG % 1st Half: 13-34		38.2%	2nd half: 7-17	41.2%	Game: 20-51	39.2%											Deadball Rebounds 3
3FG % 1st Half: 4-11		36.4%	2nd half: 3-6	50.0%	Game: 7-17	41.2%											
FT % 1st Half: 3-4		75.0%	2nd half: 16-20	80.0%	Game: 19-24	79.2%											

Officials: Roger Ayers, Les Jones, Patrick Adams
Technical fouls: Florida-None. Miami-None.
Attendance: 7972

Score by periods	1st	2nd	Total
Florida	24	31	55
Miami	33	33	66

Last FG - UF 2nd-00:16, UM 2nd-06:37.
Largest lead - UF by 1 1st-16:45, UM by 15 2nd-01:52.
UF led for 00:13. UM led for 39:29. Game was tied for 00:18.

Points	In Paint	T/O	2nd Chance	Fast Break	Bench
UF	32	11	9	2	10
UM	22	10	11	6	3

Score tied - 0 times.
Lead changed - 2 times.

Official Basketball Box Score -- Game Totals -- Final Statistics
Miami vs La Salle
12-22-15 5:06 pm at Philadelphia, Pa. (The Palestra)

Miami 95 • 10-1

#	Player	Total		3-Ptr		Rebounds			PF	TP	A TO Blk			Stl	Min	
		FG-FGA	FG-FGA	FT-FTA	Off	Def	Tot	A			TO	Blk				
21	Kamari Murphy	f	3-6	0-0	0-0	2	8	10	2	6	1	0	1	0	25	
23	Tonye Jekiri	c	4-4	0-0	2-3	3	11	14	3	10	0	2	1	0	21	
05	Davon Reed	g	2-5	0-2	3-4	0	6	6	2	7	2	0	1	0	21	
10	Sheldon McClellan	g	5-8	2-3	2-2	1	1	2	1	14	6	0	0	1	26	
13	Angel Rodriguez	g	2-8	0-3	7-8	1	0	1	2	11	1	1	0	0	19	
00	Ja'Quan Newton		5-10	0-0	0-1	0	2	2	0	10	3	1	0	1	21	
03	Anthony Lawrence		1-4	0-2	0-0	1	1	2	1	2	3	0	0	0	14	
12	James Palmer		1-6	1-3	3-4	1	1	2	3	6	1	2	0	1	22	
15	Ebuka Izundu		3-3	0-0	0-0	2	2	4	1	6	0	1	0	0	9	
20	Mike Robinson		1-2	1-2	0-0	0	0	0	0	3	0	0	0	0	2	
33	Ivan CruzUceda		7-8	4-5	2-2	1	5	6	3	20	0	1	0	0	18	
35	Chris Stowell		0-0	0-0	0-0	0	1	1	0	0	0	0	0	0	2	
Team						0	1	1								
Totals			34-64	8-20	19-24	12	39	51	18	95	17	8	3	3	200	
FG % 1st Half: 15-30		50.0%	2nd half: 19-34	55.9%	Game: 34-64	53.1%										Deadball Rebounds 3
3FG % 1st Half: 4-11		36.4%	2nd half: 4-9	44.4%	Game: 8-20	40.0%										
FT % 1st Half: 6-9		66.7%	2nd half: 13-15	86.7%	Game: 19-24	79.2%										

La Salle 49 • 4-5

#	Player		Total		3-Ptr		Rebounds					PF	TP	A TO Blk			Stl	Min
			FG-FGA	FG-FGA	FT-FTA	Off	Def	Tot	A	To	Blk							
05	WASHINGTON, Tony	f	4-6	0-0	0-0	1	9	10	4	8	0	0	1	0	0	37		
01	SHULER, Johnnie	g	2-15	1-8	4-5	0	5	5	3	9	5	1	0	1	0	40		
02	STUKES, Amar	g	2-5	0-0	0-2	0	0	0	4	4	2	1	0	0	1	18		
03	ROBERTS, Cleon	g	1-7	1-4	3-5	1	0	1	4	6	1	2	0	1	1	36		
21	PRICE, Jordan	g	2-11	1-4	1-4	0	4	4	1	6	2	2	0	0	30			
12	SAKHNIUK, Yevgen		3-5	1-2	1-3	0	0	0	1	8	1	1	0	0	15			
14	HARRIS, Karl		0-1	0-1	0-0	0	0	0	0	0	0	0	0	0	4			
23	MAJSTOROVIC, Dusan		0-1	0-1	0-0	0	1	1	0	0	0	0	0	0	4			
35	BROWN, Rohan		3-6	2-4	0-0	0	0	0	3	8	0	0	1	0	16			
Team						2	1	3										
Totals				17-57	6-24	9-19	4	20	24	20	49	11	8	2	2	200		
FG % 1st Half: 7-23			30.4%	2nd half: 10-34	29.4%	Game: 17-57	29.8%									Deadball Rebounds 7		
3FG % 1st Half: 2-10			20.0%	2nd half: 4-14	28.6%	Game: 6-24	25.0%											
FT % 1st Half: 6-11			54.5%	2nd half: 3-8	37.5%	Game: 9-19	47.4%											

Officials: Tim Kelly, Ray Perone, Ron Tyburski
Technical fouls: Miami-None. La Salle-None.
Attendance: 3582

Score by periods	1st	2nd	Total
Miami	40	55	95
La Salle	22	27	49

Last FG - UM 2nd-01:05, LAS 2nd-01:27.
Largest lead - UM by 46 2nd-01:05, LAS None.
UM led for 38:27. LAS led for 00:00. Game was tied for 01:33.

Score tied - 0 times.
Lead changed - 0 times.

Official Basketball Box Score -- Game Totals -- Final Statistics
Co. of Charleston vs Miami
12-19-15 2 p.m. at BankUnited Center | Coral Gables, Fla.

Co. of Charleston 63 • 7-3

#	Player	Total			3-Ptr			Rebounds			PF	TP	A	TO	Blk	Stl	Min
		FG-FGA	FG-FGA	FT-FTA	Off	Def	Tot										
05	Brantley, Jarrell	1	4-10	0-2	5-7	4	7	11	4	13	1	2	0	1	30		
23	Harris, Nick	1	2-4	0-0	1-2	0	2	2	5	5	1	1	0	1	18		
03	Hulsey, Payton	9	2-2	0-0	0-0	3	2	5	4	4	3	2	0	0	20		
12	Johnson, Cameron	9	0-4	0-1	0-0	1	2	3	3	0	1	4	0	1	21		
24	Barry, Canyon	9	8-20	2-6	2-4	0	1	1	1	20	0	2	0	3	38		
00	Gilmore, Donovan		1-3	0-0	0-0	1	2	3	1	2	0	0	0	0	6		
11	Bailey, Evan		0-2	0-0	0-0	0	0	0	2	0	0	1	0	1	13		
15	O'Donohue, Terrance		0-2	0-0	0-0	0	1	1	1	0	0	1	0	0	10		
21	Pointer, Marquise		4-10	2-4	1-1	0	1	1	0	11	6	3	0	5	29		
44	Bourne, James		3-4	0-0	2-3	1	0	1	4	8	0	1	0	1	15		
Team							0	4	4								
Totals			24-61	4-13	11-17	10	22	32	25	63	12	17	0	13	200		
FG % 1st Half: 11:27		40.7%	2nd half: 13:34	38.2%	Game: 24-61		39.3%									Deadball	
3FG % 1st Half: 3:7		42.9%	2nd half: 1-6	16.7%	Game: 4-13		30.8%									Rebounds	
FT % 1st Half: 7:10		70.0%	2nd half: 4-7	57.1%	Game: 11-17		64.7%									1	

Official Basketball Box Score -- Game Totals -- Final Statistics
Syracuse vs Miami
01-02-16 2:30 p.m. at BankUnited Center | Coral Gables, Fla.

Syracuse 51 • 10-5 (0-2)

#	Player		Total		3-Ptr		Rebounds			PF	TP	A	TO	Blk	Stl	Min
			FG-FGA	FG-FGA	FT-FTA	Off	Def	Tot								
21	Tyler Roberson	f	2-9	0-0	1-1	5	6	11	3	5	1	2	0	0	0	32
00	Michael Gbinije	g	3-14	0-7	4-9	2	4	6	4	10	4	8	0	3	38	
10	Trevor Cooney	g	2-7	1-5	0-0	0	0	0	3	5	0	1	0	1	35	
23	Malachi Richardson	g	7-15	5-6	1-2	0	6	6	2	20	1	2	0	1	34	
32	Dajuan Coleman	*	2-4	0-0	0-0	1	3	4	5	4	0	2	0	0	0	15
14	Kaleb Joseph		0-3	0-1	0-0	1	1	2	2	0	0	1	0	0	6	
20	Tyler Lydon		2-4	1-3	2-2	1	9	10	4	7	1	0	1	2	30	
35	Chinonso Obokoh		0-0	0-0	0-0	2	0	2	2	0	0	0	0	0	10	
Team						0	0	0			3					
Totals			18-56	7-22	8-14	12	29	41	25	51	7	19	1	7	200	
FG % 1st Half: 9-28			32.1%	2nd half: 9-28		32.1%	Game: 18-56		32.1%	Deadball Rebounds 3						
3FG % 1st Half: 5-12			41.7%	2nd half: 2-10		20.0%	Game: 7-22		31.8%							
FT % 1st Half: 2-5			40.0%	2nd half: 6-9		66.7%	Game: 8-14		57.1%							

Miami 64 • 12-1 (1-0)

#	Player		Total		3-Ptr		Rebounds			PF	TP	A	TO	Blk	Stl	Min
			FG-FGA	FG-FGA	FT-FTA	Off	Def	Tot								
21	Kamari Murphy	f	4-5	0-0	0-0	2	6	8	2	8	1	1	2	1	25	
23	Tonye Jekiri	c	2-5	0-0	0-1	1	2	3	3	4	0	1	1	0	33	
05	Davon Reed	g	1-7	0-4	2-3	1	4	5	1	4	1	2	0	0	21	
10	Sheldon McClellan	g	5-11	0-6	12-14	1	4	5	1	22	0	1	2	3	38	
13	Angel Rodriguez	g	1-9	0-7	1-1	1	2	3	4	3	4	5	2	6	28	
00	Ja'Quan Newton		3-5	2-2	6-10	1	3	4	3	14	2	2	0	2	24	
03	Anthony Lawrence		0-1	0-0	1-2	1	1	2	0	1	0	0	0	0	5	
12	James Palmer		1-3	0-1	1-1	1	1	2	0	3	1	0	0	0	8	
33	Ivan CruzUceda		1-6	1-5	2-2	2	4	6	0	5	0	0	0	0	18	
Team						1	2	3								
Totals			18-52	3-25	25-34	12	29	41	14	64	9	12	7	12	200	
FG % 1st Half: 5-26			19.2%	2nd half: 13-26	50.0%	Game: 18-52	34.6%									Deadball Rebounds 2
3FG % 1st Half: 0-11			0.0%	2nd half: 3-14	21.4%	Game: 3-25	12.0%									
FT % 1st Half: 7-13			53.8%	2nd half: 18-21	85.7%	Game: 25-34	73.5%									

Officials: Louie Andrakakos, Bill Covington, Jr., Tim Kelly
Technical fouls: Syracuse-None. Miami-None.
Attendance: 7041

Score by periods	1st	2nd	Total
Syracuse	25	26	51
Miami	17	47	64

Last FG - SU 2nd-02:14, UM 2nd-00:37.
Largest lead - SU by 12 1st-02:55, UM by 14 2nd-00:37.
SU led for 19:49. UM led for 14:13. Game was tied for 00:30.

Score tied - 3 times.
Lead changed - 7 times.

Official Basketball Box Score -- Game Totals -- Final Statistics
Miami vs Virginia
01-12-16 7:00 p.m. at Charlottesville, Va. (JPJ)

Miami 58 • 13-2 (2-1 ACC)

#	Player	Total		3-Ptr		Rebounds			PF	TP	A	TO	Blk	Stl	Min	
		FG-FGA	FG-FGA	FT-FTA	Off	Def	Tot									
21	Kamari Murphy	f	0-2	0-1	0-0	1	2	3	4	0	0	2	1	1	17	
23	Tonye Jekiri	c	2-4	0-0	1-2	2	4	6	2	5	0	1	0	1	31	
05	Davon Reed	g	5-8	1-4	0-0	0	5	5	1	11	0	1	0	1	30	
10	Sheldon McClellan	g	4-12	1-5	4-5	1	0	1	3	13	1	1	0	1	32	
13	Angel Rodriguez	g	6-13	2-6	3-5	1	0	1	3	17	3	0	0	1	33	
00	Ja'Quan Newton		2-5	0-1	2-3	1	4	5	0	6	1	2	0	0	19	
03	Anthony Lawrence		0-0	0-0	0-2	1	0	1	2	0	0	1	0	0	8	
12	James Palmer		0-1	0-0	0-0	0	0	0	0	0	3	0	0	0	8	
33	Ivan CruzUceda		2-5	2-5	0-0	0	2	2	2	6	0	0	0	0	22	
Team						3	0	3			1					
Totals			21-50	6-22	10-17	10	17	27	17	58	8	9	1	5	200	
FG % 1st Half: 8-21		38.1%	2nd half: 13-29	44.8%	Game: 21-50	42.0%										Deadball Rebounds 1
3FG % 1st Half: 2-7		28.6%	2nd half: 4-15	26.7%	Game: 6-22	27.3%										
FT % 1st Half: 5-9		55.6%	2nd half: 5-8	62.5%	Game: 10-17	58.8%										

Virginia 66 • 13-3 (2-2 ACC)

#	Player		Total		3-Ptr		Rebounds			PF	TP	A	TO	Blk	Stl	Min
			FG-FGA	FG-FGA	FT-FTA	Off	Def	Tot								
13	Anthony Gill	f	6-10	0-0	3-8	3	5	8	4	15	3	1	1	1	36	
33	Jack Salt	c	0-1	0-0	0-0	1	2	3	1	0	0	1	1	0	8	
04	Marial Shayok	g	0-1	0-1	0-0	0	1	1	2	0	0	1	0	0	9	
15	Malcolm Brogdon		7-15	1-3	5-5	0	2	2	4	20	2	2	0	0	34	
32	London Perrantes	g	3-5	1-2	6-6	0	4	4	2	13	2	3	0	0	33	
00	Devon Hall		1-2	0-0	0-0	0	1	1	3	2	1	0	0	0	16	
10	Mike Tobey		6-10	0-0	0-0	3	4	7	1	12	0	0	1	0	18	
11	Evan Nolte		0-1	0-1	0-0	0	0	0	1	0	0	0	0	0	8	
21	Isaiah Wilkins		0-1	0-0	0-0	0	1	1	0	0	1	1	0	0	19	
51	Darius Thompson		1-1	0-0	2-2	1	1	2	1	4	3	0	0	0	19	
Team						2	4	6			2					
Totals				24-47	2-7	16-21	10	25	35	19	66	12	11	3	1	200
FG % 1st Half: 13-29			44.8%	2nd half: 11-18	61.1%	Game: 24-47	51.1%									Deadball Rebounds 1
3FG % 1st Half: 0-4			0.0%	2nd half: 2-3	66.7%	Game: 2-7	28.6%									
FT % 1st Half: 1-4			25.0%	2nd half: 15-17	88.2%	Game: 16-21	76.2%									

Officials: Tim Nestor, Jeffrey Anderson, Tim Clougherty
Technical fouls: Miami-None. Virginia-None.
Attendance: 13495

Score by periods	1st	2nd	Total
Miami	23	35	58
Virginia	27	39	66

Last FG - UM 2nd-02:22, VA 2nd-01:06.
Largest lead - UM by 3 2nd-16:46, VA by 8 2nd-00:43.
UM led for 06:17. VA led for 28:38. Game was tied for 00:50.

Score tied - 5 times.
Lead changed - 14 times.

Official Basketball Box Score -- Game Totals -- Final Statistics
Florida State vs Miami
01-09-16 5 p.m. at BankUnited Center | Coral Gables, Fla.

Florida State 59 • 10-5 (0-3)

#	Player		Total		3-Ptr		Rebounds			PF	TP	A	TO	Blk	Stl	Min
			FG-FGA	FG-FGA	FT-FTA	Off	Def	Tot								
04	Bacon, Dwayne	*	4-12	1-4	1-1	1	4	5	4	10	2	1	0	0	25	
05	Beasley, Malik	*	5-16	0-4	3-3	2	7	9	3	13	0	3	0	1	36	
15	Bojanovsky, Boris	*	4-7	0-1	0-0	3	1	4	2	8	0	3	2	0	18	
22	Rathan-Mayes, Xavier	*	3-8	0-3	4-4	0	2	2	2	10	4	2	0	1	31	
32	Brandon, Montay	*	0-1	0-1	0-4	1	3	4	0	0	1	3	0	0	22	
01	Bookert, Devon		2-7	1-3	2-2	1	2	3	2	7	2	1	0	1	25	
03	Bell, Benji		1-1	0-0	0-0	0	0	0	1	2	2	1	0	1	7	
14	Mann, Terance		0-3	0-1	1-2	1	3	4	1	1	0	0	0	0	14	
21	Koumadje, Chris		0-1	0-0	0-0	0	0	0	0	0	0	0	1	0	3	
23	Smith, Jarquez		4-9	0-2	0-0	2	2	4	2	8	0	0	1	1	19	
Team						3	1	4								
Totals				23-65	2-19	11-16	14	25	39	17	59	11	14	4	5	200
FG % 1st Half: 10-32			31.3%	2nd half: 13-33	39.4%	Game: 23-65	35.4%									Deadball Rebounds 2
3FG % 1st Half: 1-8			12.5%	2nd half: 1-11	9.1%	Game: 2-19	10.5%									
FT % 1st Half: 3-5			60.0%	2nd half: 8-11	72.7%	Game: 11-16	68.8%									

Miami 72 • 13-1 (2-0)

||
||
||

Official Basketball Box Score -- Game Totals -- Final Statistics

Miami vs Boston College
01-20-16 9:06 PM at Silvio O. Conte Forum, Chestnut Hill, MA

Miami 67 • 14-3; 3-2 ACC

#	Player		Total			3-Ptr		Rebounds			PF	TP	A	TO	Blk	Stl	Min	
			FG-FGA	FG-FGA	FT-FTA	Off	Def	Tot										
21	Kamari Murphy	f	3-4	0-0	0-3	1	5	6	1	6	0	0	1	1		20		
23	Tonye Jekiri	c	2-8	0-0	2-4	4	13	17	3	6	0	3	3	1		34		
05	Davon Reed	g	2-5	0-0	3-4	1	3	4	1	7	1	1	0	1		28		
10	Sheldon McClellan	g	7-14	2-3	3-4	1	4	5	2	19	1	2	0	3		37		
13	Angel Rodriguez	g	4-9	0-3	4-5	0	1	1	3	12	4	3	0	2		34		
00	Ja'Quan Newton		4-7	0-2	4-4	0	4	4	3	12	2	3	0	0		21		
03	Anthony Lawrence		0-3	0-1	0-2	0	0	0	0	0	1	0	0	1		4		
12	James Palmer		1-3	0-1	1-2	0	0	0	1	3	1	0	0	2		10		
33	Ivan CruzUceda		1-2	0-0	0-0	2	2	4	1	2	0	1	0	0		12		
Team						1	1	2										
Totals				24-55	2-10	17-28	10	33	43	15	67	10	13	4	11		200	
FG % 1st Half: 12-30			40.0%	2nd half: 12-25		48.0%	Game: 24-55		43.6%									Deadball Rebounds 2
3FG % 1st Half: 0-4			0.0%	2nd half: 2-6		33.3%	Game: 2-10		20.0%									
FT % 1st Half: 5-10			50.0%	2nd half: 12-18		66.7%	Game: 17-28		60.7%									

Boston College 53 • 7-11; 0-5 ACC

#	Player		Total		3-Ptr		Rebounds			PF	TP	A	TO	Blk	Stl	Min
			FG-FTA	FG-FGA	FT-FTA	Off	Def	Tot								
05	Garland Owens	f	1-6	0-1	0-0	1	4	5	4	2	0	0	0	0	0	29
11	A.J. Turner	f	2-4	1-2	0-0	0	4	4	3	5	1	1	1	2	33	
24	Dennis Clifford	c	1-4	0-0	2-4	3	5	8	2	4	1	1	2	0	26	
01	Jerome Robinson	g	9-14	0-1	2-3	0	3	3	2	20	1	5	1	1	34	
03	Eli Carter	g	4-18	1-7	3-4	0	5	5	2	12	8	4	0	1	35	
02	Darryl Hicks		1-2	1-1	1-2	0	2	2	1	4	0	3	0	1	11	
04	Idy Diallo		3-4	0-0	0-0	1	2	3	2	6	0	0	0	1	14	
10	Ervins Meznies		0-2	0-1	0-1	0	3	3	1	0	0	0	0	0	11	
22	Matt Milon		0-1	0-0	0-0	1	1	2	2	0	1	1	0	0	6	
55	S. Barnes-Thompkins		0-1	0-1	0-0	0	0	0	0	0	0	0	0	0	1	
Team						1	1	2								
Totals			21-56	3-14	8-14	7	30	37	19	53	12	15	5	5	200	
FG % 1st Half: 13-25			52.0%	2nd half: 8-31	25.8%	Game: 21-56	37.5%									Deadball Rebounds 1
3FG % 1st Half: 2-4			50.0%	2nd half: 1-10	10.0%	Game: 3-14	21.4%									
FT % 1st Half: 0-0			0.0%	2nd half: 8-14	57.1%	Game: 8-14	57.1%									

Officials: Mike Eades, Sean Hull, Raymond Styons, Jr.
Technical fouls: Miami-None. Boston College-None.
Attendance: 3286

Score by periods	1st	2nd	Total
Miami	29	38	67
Boston College	28	25	53

Last FG - UM 2nd-00:53, BC 2nd-07:03.
Largest lead - UM by 14 2nd-00:14, BC by 3 1st-04:49.
UM led for 35:01, BC led for 04:14. Game was tied for 00:45.

Score tied - 2 times.
Lead changed - 6 times.

Official Basketball Box Score -- Game Totals -- Final Statistics

Wake Forest vs Miami
01-23-16 12 p.m. at BankUnited Center | Coral Gables, Fla.

Wake Forest 63 • 10-9, 1-6

#	Player		Total		3-Ptr		Rebounds				PF	TP	A	TO	Blk	Stl	Min
			FG-FGA	FG-FGA	FT-FTA	Off	Def	Tot									
00	Codi Miller-McIntyre	*	0-4	0-1	0-0	2	2	4	4	0	1	1	0	1	1	23	
02	Devin Thomas	*	5-13	0-0	2-4	2	7	9	2	12	1	4	2	1	1	36	
10	Mitchell Wilbekin	*	3-9	2-6	2-2	0	2	2	3	10	1	0	0	1	1	25	
13	Bryant Crawford	*	4-15	3-6	1-4	1	4	5	2	12	6	6	0	2	38		
44	Dinos Mitoglou	*	3-6	1-4	0-0	2	2	4	5	7	1	1	0	1	1	24	
04	Doral Moore		2-2	0-0	0-0	3	0	3	2	4	0	1	2	0	5		
20	John Collins		3-5	0-0	4-4	3	1	4	3	10	0	1	0	0	15		
23	Rondale Watson		2-3	0-0	2-4	1	2	3	0	6	0	0	0	0	16		
25	Cornelius Hudson		1-2	0-1	0-0	0	2	2	1	2	3	2	0	0	17		
43	Trent VanHorn		0-0	0-0	0-0	0	0	0	0	0	0	0	0	0	1		
Team						0	1	1									
Totals			23-59	6-18	11-18	14	23	37	22	63	13	16	4	6	200		
FG % 1st Half: 13-27			48.1%	2nd half: 10-32	31.3%	Game: 23-59			39.0%	Deadball							
3FG % 1st Half: 2-5			40.0%	2nd half: 4-13	30.8%	Game: 6-18			33.3%	Rebounds							
FT % 1st Half: 5-7			71.4%	2nd half: 6-11	54.5%	Game: 11-18			61.1%	2							

Miami 77 • 15-3, 4-2

#	Player	Total		3-Ptr		Rebounds					PF	TP	A	TO	Blk	Stl	Min
		FG-FGA	FG-FGA	FT-FTA	Off	Def	Total										
05	Davon Reed	*	1-10	0-4	2-2	3	2	5	1	4	1	0	1	1	1	27	
10	Sheldon McClellan	*	3-10	0-3	8-8	1	5	6	2	14	5	3	0	3	33		
13	Angel Rodriguez	*	4-9	2-5	4-4	1	3	4	2	14	2	4	0	5	31		
21	Kamari Murphy	*	2-9	0-0	0-0	4	3	7	3	4	2	0	0	1	24		
23	Tonye Jekiri	*	4-6	0-0	0-1	4	8	12	2	8	1	0	1	0	34		
00	Ja'Quan Newton		5-10	1-1	7-9	1	0	1	3	18	1	2	0	0	25		
03	Anthony Lawrence		0-1	0-1	0-0	0	0	0	0	0	0	0	0	0	1		
12	James Palmer		2-3	2-2	1-2	0	0	0	0	7	0	1	0	2	10		
33	Ivan CruzUceda		2-6	2-4	2-2	2	4	6	3	8	0	0	2	0	15		
Team						4	2	6									
Totals			23-64	7-20	24-28	20	27	47	16	77	12	10	4	12	200		
FG % 1st Half: 11-32		34.4%	2nd half: 12-32		37.5%	Game: 23-64		35.9%	Deadball Rebounds 2								
3FG % 1st Half: 5-13		38.5%	2nd half: 2-7		28.6%	Game: 7-20		35.0%									
FT % 1st Half: 8-11		72.7%	2nd half: 16-17		94.1%	Game: 24-28		85.7%									

Officials: Les Jones, Brian Dorsey, William Humes
Technical fouls: Wake Forest-None. Miami-Kamari Murphy.
Attendance: 6928

Score by periods	1st	2nd	Total
Wake Forest	33	30	63
Miami	35	42	77

Last FG - WF 2nd-00:28, UM 2nd-01:09.
Largest lead - WF by 3 1st-19:45, UM by 17 2nd-01:56.
WF led for 02:09, UM led for 33:23. Game was tied for 04:28.

Score tied - 5 times.
Lead changed - 3 times.

Official Basketball Box Score -- Game Totals -- Final Statistics

Duke vs Miami
01-25-16 7 p.m. at BankUnited Center | Coral Gables, Fla.

Duke 69 • 15-6, 4-4 ACC

#	Player		Total		3-Ptr		Rebounds					PF	TP	A	TO	Blk	Stl	Min
			FG-FGA	FG-FGA	FT-FTA	Off	Def	Tot										
03	Grayson Allen	*	6-17	1-5	4-6	3	1	4	3	17	2	3	0	1			39	
05	Luke Kennard	*	3-8	1-3	2-3	0	5	5	1	9	2	0	0	1			32	
13	Matt Jones	*	4-11	2-5	0-0	3	1	4	5	10	0	2	0	0			33	
14	Brandon Ingram	*	8-13	1-3	2-2	3	7	10	2	19	2	4	0	1			39	
40	Marshall Plumlee	*	1-4	0-0	5-6	4	5	9	1	7	1	1	0	0			36	
02	Chase Jeter		0-1	0-0	0-0	0	0	0	1	0	0	0	0	0			2	
12	Derryck Thornton		3-6	1-4	0-0	0	0	0	0	7	1	0	0	0			19	
Team						3	2	5			1							
Totals				25-60	6-20	13-17	16	21	37	13	69	8	11	0	3		200	
FG % 1st Half: 12-28			42.9%	2nd half: 13-32		40.6%	Game: 25-60		41.7%									Deadball Rebounds 1
3FG % 1st Half: 3-11			27.3%	2nd half: 3-9		33.3%	Game: 6-20		30.0%									
FT % 1st Half: 4-5			80.0%	2nd half: 9-12		75.0%	Game: 13-17		76.5%									

Official Basketball Box Score -- Game Totals -- Final Statistics

Notre Dame vs Miami
02-03-16 7:10 P.M. at BankUnited Center | Coral Gables, Fla.

Notre Dame 70 • 15-7, 6-4

#	Player	*	Total		3-Ptr		Rebounds					PF	TP	A TO Blk Stl				Min.
			FG-FGA	FG-FGA	FT-FTA	Off	Def	Tot	A	TO	Blk			Stl				
03	Beachem,VJ	*	6-13	2-7	0-0	1	2	3	1	14	0	1	2	0		35		
11	Jackson,Demetrius	*	3-11	0-4	0-0	2	3	5	1	6	7	1	0	0	2	36		
20	Burgett,AJ	*	2-3	1-2	0-0	1	1	2	2	5	1	0	0	0		14		
30	Auguste,Zach	*	6-13	0-0	0-2	6	3	9	3	12	0	4	2	1		24		
32	Vasturia, Steve	*	4-8	1-1	0-0	1	2	3	1	9	2	2	0	0		33		
00	Pflueger,Rex		0-0	0-0	1-2	0	2	2	1	1	2	0	0	1		11		
01	Torres,Austin		0-1	0-0	0-0	2	0	2	1	0	0	1	0	0		4		
04	Ryan,Matt		2-3	0-1	0-0	0	2	2	2	4	0	0	0	0		10		
05	Farrell,Matt		0-1	0-1	0-0	0	0	0	0	0	2	0	0	0		5		
23	Geben,Martinas		1-1	0-0	0-0	0	0	0	1	2	0	0	0	1		2		
35	Colson,Bonzie		7-13	0-0	3-4	2	3	5	3	17	0	0	1	0		26		
Team						2	0	2			1							
Totals			31-67	4-16	4-8	17	18	35	16	70	14	10	5	5		200		
FG % 1st Half:		14-28	50.0%	2nd half:	17-39	43.6%	Game:		31-67	46.3%							Deadball	
3FG % 1st Half:		2-8	25.0%	2nd half:	2-8	25.0%	Game:		4-16	25.0%							Rebounds	
FT % 1st Half:		3-4	75.0%	2nd half:	1-4	25.0%	Game:		4-8	50.0%							1	

Miami 79 • 17-4, 6-3

#	Player		Total		3-Ptr		Rebounds			PF	TP	A TO Blk Stl				Min
			FG-FGA	FG-FGA	FT-FTA	Off	Def	Tot	A			TO	Blk	Stl		
23	Tonye Jekiri	c	3-6	0-0	0-0	3	9	12	4	6	1	0	0	0	27	
05	Davon Reed	*	4-8	0-1	0-0	0	2	2	2	8	1	0	0	2	27	
10	Sheldon McClellan	*	5-6	2-2	0-0	0	5	5	0	12	3	1	0	0	33	
13	Angel Rodriguez	*	5-10	0-4	2-3	2	1	3	2	12	5	1	0	1	30	
21	Kamari Murphy	*	3-4	0-0	5-5	1	1	2	0	11	0	2	0	1	17	
00	Ja'Quan Newton		6-10	0-1	0-1	0	1	1	0	12	2	2	0	1	26	
03	Anthony Lawrence		5-6	4-4	4-5	1	1	2	3	18	0	0	2	1	21	
12	James Palmer		0-3	0-2	0-0	0	0	0	0	0	0	0	1	0	10	
33	Ivan CruzUceda		0-2	0-2	0-0	0	2	2	2	0	0	2	0	0	9	
Team						1	0	1								
Totals			31-55	6-16	11-14	8	22	30	13	79	12	8	3	6	200	
FG % 1st Half: 17-27			63.0%	2nd half: 14-28	50.0%	Game: 31-55	56.4%									Deadball Rebounds
3FG % 1st Half: 4-11			36.4%	2nd half: 2-8	40.0%	Game: 6-16	37.5%									1
FT % 1st Half: 7-8			87.5%	2nd half: 4-6	66.7%	Game: 11-14	78.6%									

Officials: Mike Eades, Lamar Simpson, Bill Covington, Jr.
Technical fouls: Notre Dame-Colson,Bonzie. Miami-Tonye Jekiri.
Attendance: 6819

Score by periods	1st	2nd	Total
Notre Dame	33	37	70
Miami	45	34	79

	In Paint	Off T/O	2nd Chance	Fast Break	Bench
Points	46	13	8	6	24
UM	30	11	10	4	30

Last FG - ND 2nd-00:02, UM 2nd-01:48.
Largest lead - ND by 2 1st-12:01, UM by 20 2nd-08:06.
ND led for 00:41, UM led for 35:20. Game was tied for 03:59.
Score tied - 3 times.
Lead changed - 4 times.

Official Basketball Box Score -- Game Totals -- Final Statistics

Pittsburgh vs Miami
02-09-16 7 p.m. at BankUnited Center | Coral Gables, Fla.

Pittsburgh 63 • 17-6, 6-5

#	Player		Total		3-Ptr		Rebounds					PF	TP	A	TO	Blk	Stl	Min
			FG-FGA	FG-FGA	FT-FTA	Off	Def	Tot										
02	Young,Michael	f	4-9	0-0	4-4	1	3	4	1	12	2	1	1	0			30	
21	Jeter,Sheldon	f	4-5	0-0	0-0	0	1	1	2	3	8	0	0	1	0		16	
00	Robinson,James	g	3-9	2-3	0-0	0	1	2	3	2	8	4	2	0	1		33	
01	Artis,Jamel		2-10	1-6	0-0	0	0	6	6	1	5	2	1	0	0		33	
15	Smith,Sterling	g	0-3	0-2	2-2	0	2	2	0	2	0	0	0	0	0		11	
03	Wilson,Damon		2-6	0-1	0-0	0	1	0	1	0	4	1	1	0	1		17	
04	Luther,Ryan		5-6	0-0	2-2	2	5	7	2	12	0	2	1	1	1		26	
05	Maia,Rafael		1-2	0-0	2-2	0	0	0	3	4	0	0	0	0	0		9	
12	Jones,Chris		4-5	0-0	0-0	0	0	1	1	2	8	2	1	0	2		12	
23	Johnson,Cameron		0-2	0-1	0-0	0	1	2	3	1	0	0	0	0	0		11	
33	Nelson-Ododa,Alonzo		0-0	0-0	0-0	0	0	0	0	1	0	0	0	0	0		2	
Team							5	1	6			1						
Totals			25-57	3-13	10-10	12	23	35	16	63	11	9	3	5	20		200	
FG % 1st Half: 11-28			39.3%	2nd half: 14-29	48.3%	Game: 25-57			43.9%									
3FG % 1st Half: 1-7			14.3%	2nd half: 2-6	33.3%	Game: 3-13			23.1%									
FT % 1st Half: 10-10			100.0%	2nd half: 0-0	0.0%	Game: 10-10			100.0%									
																		Deadball Rebounds
																		0

Miami 65 • 19-4, 8-3

#	Player	Total			3-Ptr		Rebounds			PF	TP	A	TO	Blk	Stl	Min	
		FG-FGA	FG-FGA	FT-FTA	Off	Def	Tot										
05	Davon Reed	f	4-10	2-6	2-2	1	3	4	1	12	3	1	0	1		36	
21	Kamari Murphy	f	1-5	0-0	2-3	2	6	8	2	4	0	1	0	1		28	
23	Tonye Jekiri	c	5-7	0-0	0-2	4	6	10	4	10	0	0	0	1		25	
10	Sheldon McClellan	g	3-7	2-5	2-2	0	1	1	1	10	0	1	1	1		35	
13	Angel Rodriguez	g	6-12	2-6	3-4	1	1	2	0	17	8	1	1	1		35	
00	Ja'Quan Newton		1-5	0-1	1-2	0	1	1	1	3	1	3	0	0		18	
03	Anthony Lawrence		1-2	0-1	0-0	0	1	1	1	2	0	2	0	0		8	
12	James Palmer		1-2	0-1	3-3	0	0	0	0	5	0	0	0	2		7	
15	Ebuka Izundu		1-1	0-0	0-0	0	0	0	1	2	0	0	1	0		8	
Team						1	1	2									
Totals			23-51	6-20	13-18	9	20	29	11	65	12	9	3	6		200	
FG % 1st Half: 9-24		37.5%	2nd half: 14-27	51.9%	Game: 23-51	45.1%											Deadball
3FG % 1st Half: 2-7		28.6%	2nd half: 4-13	30.8%	Game: 6-20	30.0%											Rebounds
FT % 1st Half: 9-9		100.0%	2nd half: 4-9	44.4%	Game: 13-18	72.2%											2

Officials: Roger Ayers, Tim Nestor, Les Jones
Technical fouls: Pittsburgh-None. Miami-None.
Attendance: 6609

Score by periods	1st	2nd	Total
Pittsburgh	33	30	63
Miami	29	36	65

Last FG - UP 2nd-00:31, UM 2nd-00:01.
Largest lead - UP by 8 1st-03:19, UM by 7 2nd-13:19.
UP led for 15:50, UM led for 16:54. Game was tied for 07:16.
Score tied - 8 times.
Lead changed - 9 times.

Official Basketball Box Score -- Game Totals -- Final Statistics

Miami vs Georgia Tech
02-07-16 1 p.m. at McCamish Pavilion, Atlanta, Ga.

Miami 75 • 18-4, 7-3 ACC

#	Player	Total		3-Ptr		Rebounds			PF	TP	A TO Blk Stl				Min
		FG-FGA	FG-FGA	FT-FTA	Off	Def	Tot	A			TO	Blk	Stl		
21	Kamari Murphy	f	4-5	0-0	2-2	1	2	3	1	10	0	2	0	0	23
23	Tonye Jekiri	c	4-8	0-0	0-0	1	8	9	1	8	1	1	0	1	32
25	Davon Reed		6-11	1-3	2-4	1	3	4	1	15	2	0	0	1	30
10	Sheldon McClellan		7-9	2-2	6-8	0	2	2	3	22	0	0	1	0	35
13	Angel Rodriguez	g	0-6	0-2	0-0	2	1	3	5	0	6	1	0	0	24
00	Ja'Quan Newton		5-11	1-1	3-3	1	3	4	2	14	2	2	0	0	27
03	Anthony Lawrence		2-4	0-2	1-2	2	1	3	2	5	3	0	1	0	21
12	Janes Palmer		0-2	0-1	1-2	1	0	1	0	1	0	0	0	0	6
33	Ivan CruzUceda		0-1	0-1	0-0	0	0	0	0	0	0	0	0	0	2
Team						1	0	1							
Totals			28-57	4-12	15-21	10	20	30	15	75	14	6	2	4	200
FG % 1st Half: 15-32		46.9%	2nd half: 13-25	52.0%	Game: 28-57		49.1%		Deadball Rebounds 3						
3FG % 1st Half: 0-4		0.0%	2nd half: 4-8	50.0%	Game: 4-12		33.3%								
FT % 1st Half: 3-7		42.9%	2nd half: 12-14	85.7%	Game: 15-21		71.4%								

Official Basketball Box Score -- Game Totals -- Final Statistics
Virginia Tech vs Miami
02-17-16 9 p.m. at BankUnited Center | Coral Gables, Fla.

Virginia Tech 49 • 13-13 (5-8)

#	Player		Total			3-Ptr		Rebounds			PF	TP	A TO Blk Stl					Min
			FG-FGA	FG-FGA	FT-FTA	Off	Def	Tot	A	TO			Blk	Stl				
24	Kerry Blackshear Jr.	f	2-6	0-1	1-2	1	7	8	4	5	0	0	0	1	23			
32	Zach LeDay	f	2-9	0-3	2-2	2	1	3	3	6	0	0	0	0	22			
04	Seth Allen	g	1-6	1-2	2-2	0	0	0	3	5	1	5	0	0	19			
10	Justin Bibbs		2-9	2-6	2-2	0	2	2	0	8	1	2	0	0	36			
11	Devin Wilson	g	0-3	0-1	0-1	1	4	5	0	0	2	1	0	2	25			
00	Shane Henry		0-0	0-0	0-0	0	1	1	1	0	0	0	2	0	4			
05	Justin Robinson		5-9	1-4	1-1	1	0	1	2	12	3	3	0	4	29			
15	Chris Clarke		2-7	0-1	3-4	5	2	7	0	7	1	2	0	1	24			
23	Jalen Hudson		2-5	2-2	0-0	1	0	1	2	6	0	2	0	0	18			
Team						3	2	5			1							
Totals			16-54	6-20	11-14	14	19	33	15	49	8	16	2	8	200			
FG % 1st Half:			8-28	28.6%	2nd half:	8-26	30.8%	Game:	16-54	29.6%						Deadball		
3FG % 1st Half:			3-10	30.0%	2nd half:	3-10	30.0%	Game:	6-20	30.0%						Rebounds		
FT % 1st Half:			3-5	60.0%	2nd half:	8-9	88.9%	Game:	11-14	78.6%								

Miami 65 • 21-4 (10-3)

#	Player		Total			3-Ptr		Rebounds			PF	TP	A TO Blk Stl					Min
			FG-FGA	FG-FGA	FT-FTA	Off	Def	Tot	A	TO			Blk	Stl				
21	Kamari Murphy	f	2-3	0-0	2-4	2	8	10	2	6	0	1	1	1		29		
23	Tonye Jekiri	c	5-10	0-0	1-1	3	2	5	4	11	1	1	2	1		31		
05	Davon Reed	g	3-6	1-3	5-6	0	5	5	1	12	2	1	2	1		31		
10	Sheldon McClellan	g	3-5	1-2	4-4	0	2	2	4	11	0	1	0	1		24		
13	Angel Rodriguez	g	6-10	2-5	0-0	0	2	2	2	14	4	5	0	3		39		
03	Anthony Lawrence		2-3	1-1	0-0	1	1	2	0	5	0	0	2	1		15		
12	James Palmer		3-9	0-1	0-0	1	2	3	3	6	1	3	0	1		25		
15	Ebuka Izundu		0-0	0-0	0-0	0	0	0	0	0	0	0	0	0		1		
33	Ivan CruzUceda		0-2	0-2	0-0	0	1	1	0	0	0	0	0	0		5		
Team						0	2	2			1							
Totals				24-48	5-14	12-15	7	25	32	16	65	8	13	7	9	200		
FG % 1st Half: 7-23			30.4%	2nd half: 17-25	68.0%	Game: 24-48	50.0%										Deadball	
3FG % 1st Half: 2-9			22.2%	2nd half: 3-5	60.0%	Game: 5-14	35.7%										Rebounds	
FT % 1st Half: 5-6			83.3%	2nd half: 7-9	77.8%	Game: 12-15	80.0%											

Officials: Michael Roberts, Tim Kelly, Jeffrey Anderson
Technical fouls: Virginia Tech-None. Miami-None.
Attendance: 6614

Score by periods	1st	2nd	Total
Virginia Tech	22	27	49
Miami	21	44	65

Last FG - VT 2nd-00:06, UM 2nd-01:20.

Largest lead - VT by 7 1st-03:30, UM by 21 2nd-04:18.

VT led for 13:59. UM led for 21:18. Game was tied for 04:43.

Score tied - 5 times.
Lead changed - 3 times.

Points	In Paint	Off T/O	2nd Chance	Fast Break	Bench
VT	20	10	10	2	25
UM	34	19	6	6	11

Official Basketball Box Score -- Game Totals -- Final Statistics
Miami vs North Carolina
02/20/16 1:00 PM at Smith Center, Chapel Hill

Miami 71 • 21-5, 10-4 ACC

#	Player		Total		3-Ptr		Rebounds			PF	TP	A TO Blk Stl				Min
			FG-FGA	FG-FGA	FT-FTA	Off	Def	Tot	A			TO	Blk	Stl		
21	Kamari Murphy	f	1-6	0-1	0-2	1	4	5	0	2	1	0	0	0	21	
23	Tonye Jekiri	f	3-8	0-0	0-2	3	2	5	3	6	0	1	1	1	23	
05	Davon Reed	g	2-7	0-3	0-0	1	1	2	1	4	1	0	0	0	24	
10	Sheldon McClellan	g	2-4	1-1	5-6	1	2	3	0	10	0	0	0	0	18	
13	Angel Rodriguez	g	4-8	1-4	3-5	2	3	5	3	12	3	2	0	0	23	
00	Ja'Quan Newton		1-8	0-1	1-2	1	0	1	3	3	1	3	0	0	23	
03	Anthony Lawrence		4-5	2-3	1-2	3	1	4	0	11	2	0	1	0	23	
12	James Palmer		1-4	0-2	1-1	0	0	0	2	3	0	1	1	1	16	
15	Ebuka Izundu		1-1	0-0	4-6	2	0	2	4	6	1	2	1	1	14	
20	Mike Robinson		1-1	0-0	0-0	0	0	0	0	2	0	0	0	0	1	
33	Ivan CruzUceda		5-7	2-4	0-0	0	2	2	12	0	1	0	1	2	13	
35	Chris Stowell		0-0	0-0	0-0	0	0	0	0	0	0	0	1	0	1	
Team						0	0	0				1				
Totals				25-59	6-19	15-26	14	15	29	18	71	9	11	5	5	200
FG % 1st Half: 12-34			35.3%	2nd half: 13-25	52.0%	Game: 25-59			42.4%	Deadball						Rebounds 4.2
3FG % 1st Half: 2-11			18.2%	2nd half: 4-8	50.0%	Game: 6-19			31.6%							
FT % 1st Half: 7-11			63.6%	2nd half: 8-15	53.3%	Game: 15-26			57.7%							

North Carolina 96 • 22-5, 11-3 ACC

#	Player		Total		3-Ptr		Rebounds			PF	TP	A	TO	Blk	Stl	Min
			FG-FGA	FG-FGA	FT-FTA	Off	Def	Tot								
04	Hicks, Isaiah	f	6-9	0-0	0-2	1	4	5	2	12	1	1	0	2	21	
11	Johnson, Brice	f	7-11	0-0	2-3	6	9	15	2	16	1	3	1	0	32	
44	Jackson, Justin	f	5-8	3-4	2-3	1	1	2	2	15	8	1	0	1	28	
02	Berry II, Joel	g	4-8	2-3	0-0	1	2	3	4	10	2	0	0	0	18	
05	Paige, Marcus	g	2-8	1-5	2-2	0	2	2	0	7	2	1	1	0	30	
00	Britt, Nate		3-5	2-3	2-2	0	1	1	2	10	2	0	0	0	15	
01	Pinson, Theo		4-6	1-2	1-1	1	4	5	0	10	3	1	0	1	21	
02	Meeks, Kennedy		4-5	0-0	0-0	2	3	5	3	8	1	1	3	1	17	
13	Coker, Kanler		0-0	0-0	0-0	1	0	1	0	0	0	1	0	0	1	
24	Williams, Kenny		0-0	0-0	0-0	0	0	0	1	0	0	0	0	0	2	
30	White, Stillman		0-3	0-2	0-0	2	0	2	0	0	1	0	0	0	4	
31	Coleman, Justin		0-1	0-0	0-0	0	0	0	0	0	0	0	0	0	1	
32	Maye, Luke		1-1	0-0	0-0	0	0	0	0	2	0	0	0	0	1	
34	Egbuna, Toby		0-0	0-0	0-0	0	0	0	0	0	0	0	0	0	1	
42	James, Joel		3-5	0-0	0-0	2	0	2	2	6	0	0	0	0	7	
43	Dalton, Spenser		0-2	0-1	0-0	0	0	0	0	0	0	0	0	0	1	
Team						2	1	3								
Totals			39-72	9-20	9-13	19	27	46	20	96	21	9	5	5	200	
FG % 1st Half:		18-34	52.9%	2nd half:	21-38	55.3%	Game:	39-72	54.2%							Deadball
3FG % 1st Half:		3-7	42.9%	2nd half:	6-13	46.2%	Game:	9-20	45.0%							Rebounds
FT % 1st Half:		3-4	75.0%	2nd half:	6-9	66.7%	Game:	9-13	69.2%							1

Officials: John Gaffney, Sean Hull, Bill Covington Jr.
Technical fouls: Miami-None. North Carolina-None.
Attendance: 20151

Score by periods	1st	2nd	Total
Miami	33	38	71
North Carolina	42	54	96

Last FG - UM 2nd-00:01, NC 2nd-00:59.

Largest lead - UM by 3 1st-13:55, NC by 38 2nd-06:45.

UM led for 00:36. NC led for 34:10. Game was tied for 04:43.

Score tied - 7 times.
Lead changed - 2 times.

Points	In Paint	Off T/O	2nd Chance	Fast Break	Bench
UM	28	6	16	4	37
NC	50	13	17	10	38

Official Basketball Box Score -- Game Totals -- Final Statistics
Virginia vs Miami
02-22-16 7 p.m. at BankUnited Center | Coral Gables, Fla.

Virginia 61 • 21-6, 10-5

#	Player		Total		3-Ptr		Rebounds			PF	TP	A TO Blk Stl					Min
			FG-FGA	FG-FGA	FT-FTA	Off	Def	Tot	A			TO	Blk	Stl			
13	Anthony Gill	f	3-9	0-0	0-0	6	4	10	3	6	0	0	4	1	28		
21	Isaiah Wilkins	f	1-4	0-0	1-1	1	5	6	1	3	0	2	1	1	29		
00	Devon Hall	g	0-3	0-1	0-0	0	1	1	0	0	1	1	0	0	14		
15	Malcolm Brogdon	g	12-18	4-7	0-0	1	2	3	4	28	0	2	0	2	35		
32	London Perrantes	g	3-11	1-5	2-2	3	0	3	0	9	7	0	0	0	35		
04	Marial Shayok		1-3	0-1	1-2	0	5	5	2	3	0	1	0	1	20		
10	Mike Tobey		2-5	0-0	0-2	2	1	3	5	4	0	1	0	0	16		
31	Jared Reuter		1-1	0-0	2-2	1	0	1	1	4	0	0	0	0	5		
51	Darren Thompson		2-4	0-2	0-0	0	0	0	0	4	2	0	0	0	18		
	Team					1	2	3									
	Totals		25-58	5-16	6-9	15	20	35	16	61	10	7	5	5	200		
	FG % 1st Half:	10-30	33.3%	2nd half:	15-28	53.6%	Game:	25-58	43.1%						Deadball		
	3FG % 1st Half:	3-10	30.0%	2nd half:	2-6	33.3%	Game:	5-16	31.3%						Rebound		
	FT % 1st Half:	2-2	100.0%	2nd half:	4-7	57.1%	Game:	6-9	66.7%								

Official Basketball Box Score -- Game Totals -- Final Statistics

Miami vs Notre Dame
03-02-16 7:00 pm at Purcell Pavilion

Miami 68 • 24-5, 13-4 ACC

#	Player	Total		3-Ptr		Rebounds			PF	TP	A	TO	Blk	Stl	Min
		FG-FGA	FT-FTA	FG-FGA	FT-FTA	Off	Def	Tot							
21	Kamari Murphy	f	1-3	0-0	0-0	2	5	7	1	2	1	1	1	0	27
23	Tonye Jekiri	c	7-14	0-0	0-0	6	3	9	2	14	1	2	2	0	34
05	Davon Reed	g	4-9	0-3	2-2	1	5	6	2	10	2	0	1	0	37
10	Sheldon McClellan	g	5-11	2-5	5-5	1	5	6	1	17	0	1	0	0	38
13	Angel Rodriguez	g	7-13	3-5	2-2	1	3	4	5	19	5	2	0	1	36
03	Anthony Lawrence		0-2	0-2	0-0	0	1	1	1	0	2	0	0	1	10
12	James Palmer		1-4	1-3	0-0	0	1	1	0	3	2	0	0	0	14
33	Ivan CruzUceda		1-2	1-2	0-0	0	1	1	2	3	0	0	0	0	4
Team						1	3	4							
Totals			26-58	7-20	9-9	12	27	39	14	68	13	6	4	2	200
FG % 1st Half: 14-30 46.7%		2nd half: 12-28 42.9%		Game: 26-58 44.8%		Deadball		Rebounds		0					
3FG % 1st Half: 2-8 25.0%		2nd half: 5-12 41.7%		Game: 7-20 35.0%											
FT % 1st Half: 5-5 100.0%		2nd half: 4-4 100.0%		Game: 9-9 100.0%											

Notre Dame 50 • 19-10,10-7 ACC

#	Player	Total		3-Ptr		Rebounds			PF	TP	A	TO	Blk	Stl	Min
		FG-FGA	FT-FTA	FG-FGA	FT-FTA	Off	Def	Tot							
03	Beachem,VJ	f	2-7	1-2	0-0	0	4	4	3	5	0	1	0	0	32
20	Burgett,AJ		0-0	0-0	0-0	0	0	0	0	0	0	0	0	0	4
30	Auguste,Zach	f	6-9	0-0	6-8	3	8	11	1	18	1	3	2	0	32
32	Vasturia,Steve	f	0-9	0-4	4-4	0	0	0	0	4	1	0	0	1	38
11	Jackson,Demetrius	g	3-13	1-6	0-0	0	3	3	3	7	5	1	0	0	39
00	Pfueger,Rex		1-3	1-3	0-0	0	0	0	2	3	0	0	0	0	13
01	Torres,Austin		1-1	0-0	0-1	2	0	2	1	2	0	0	0	0	6
04	Ryan,Matt		0-1	0-1	0-0	0	2	2	1	0	0	0	0	0	12
05	Farrell,Matt		0-1	0-0	0-0	0	0	0	0	0	0	0	0	0	1
23	Geben,Martinas		0-0	0-0	0-0	0	0	0	0	0	0	0	0	0	1
35	Colson,Bonzie		4-6	0-0	3-3	0	1	1	3	11	1	1	1	2	22
Team						1	2	3							
Totals			17-50	3-16	13-16	6	20	26	14	50	8	6	3	3	200
FG % 1st Half: 7-27 25.9%		2nd half: 10-23 43.5%		Game: 17-50 34.0%		Deadball		Rebounds		3					
3FG % 1st Half: 2-11 18.2%		2nd half: 1-5 20.0%		Game: 3-16 18.8%											
FT % 1st Half: 6-6 100.0%		2nd half: 7-10 70.0%		Game: 13-16 81.3%											

Officials: Bryan Kersey, Brian Dorsey, Jerry Heater
Technical fouls: Miami-None. Notre Dame-None.
Attendance: 9149

Score by periods	1st	2nd	Total
Miami	35	33	68
Notre Dame	22	28	50

Last FG - UM 2nd-00:22, ND 2nd-03:03.
Largest lead - UM by 18 1st-12:05, ND None.
UM led for 38:37. ND led for 00:00. Game was tied for 01:23.

Points	In	Off	2nd	Fast	Bench
UM	32	9	11	6	6
ND	24	6	6	0	16

Score tied - 0 times.
Lead changed - 0 times.

Official Basketball Box Score -- Game Totals -- Final Statistics

Miami vs Virginia Tech
03-05-16 4:00 PM at Cassell Coliseum, Blacksburg, Va.

Miami 62 • 24-6, 13-5

#	Player	Total		3-Ptr		Rebounds			PF	TP	A	TO	Blk	Stl	Min
		FG-FGA	FT-FTA	FG-FGA	FT-FTA	Off	Def	Tot							
21	Kamari Murphy	f	4-5	0-0	1-2	2	4	6	4	9	0	0	2	1	31
23	Tonye Jekiri	c	1-5	0-0	0-2	4	2	6	1	2	1	1	0	0	20
05	Davon Reed	g	8-11	2-5	1-1	1	1	2	4	19	1	2	1	2	27
10	Sheldon McClellan	g	7-19	1-6	2-4	0	2	2	0	17	3	1	1	0	36
13	Angel Rodriguez	g	2-8	1-6	0-0	1	2	3	4	5	2	4	0	2	34
03	Anthony Lawrence		1-1	0-0	0-0	2	2	4	2	2	0	1	0	0	9
12	James Palmer		1-5	0-3	2-2	2	3	5	1	4	3	0	1	1	26
15	Ebuka Izundu		1-1	0-0	0-0	0	0	0	1	2	0	1	0	0	3
20	Mike Robinson		0-1	0-1	0-0	0	0	0	0	0	0	0	0	0	1
33	Ivan CruzUceda		0-3	0-3	2-2	1	3	4	0	2	0	1	1	0	12
35	Chris Stowell		0-0	0-0	0-0	0	0	0	0	0	0	0	0	0	1
Team						1	0	1							
Totals			25-59	4-24	8-13	14	19	33	17	62	10	14	6	6	200
FG % 1st Half: 8-23 34.8%		2nd half: 17-36 47.2%		Game: 25-59 42.4%		Deadball		Rebounds		4.1					
3FG % 1st Half: 1-10 10.0%		2nd half: 3-14 21.4%		Game: 4-24 16.7%											
FT % 1st Half: 4-8 50.0%		2nd half: 4-5 80.0%		Game: 8-13 61.5%											

Virginia Tech 77 • 18-13, 10-8

#	Player	Total		3-Ptr		Rebounds			PF	TP	A	TO	Blk	Stl	Min
		FG-FGA	FT-FTA	FG-FGA	FT-FTA	Off	Def	Tot							
00	Shane Henry	f	1-1	0-0	0-0	0	0	0	3	2	0	0	0	0	13
32	Zach LeDay	f	6-11	2-3	2-2	1	2	3	0	16	0	3	3	1	36
05	Justin Robinson	g	5-10	1-2	4-5	1	4	5	0	15	8	3	0	0	32
10	Justin Bibbs	g	7-10	5-6	0-0	0	1	1	2	19	0	2	0	1	38
23	Jalen Hudson	g	2-2	0-0	0-0	0	0	0	2	4	0	0	0	0	13
04	Seth Allen		4-11	1-5	5-5	0	1	1	1	14	4	1	0	2	23
11	Devin Wilson		1-2	0-0	1-1	0	2	2	2	3	1	1	1	1	13
14	Greg Donlon		0-0	0-0	0-0	0	0	0	0	0	0	0	0	0	1
15	Chris Clarke		0-2	0-1	0-0	0	4	4	0	0	1	0	0	0	14
24	Kerry Blackshear Jr.		1-2	0-0	2-4	1	4	5	3	4	1	1	0	1	16
33	Matt Galloway		0-0	0-0	0-0	0	0	0	0	0	0	0	0	0	1
Team						1	2	3							
Totals			27-51	9-17	14-17	4	20	24	13	77	15	11	4	6	200
FG % 1st Half: 13-27 48.1%		2nd half: 14-24 58.3%		Game: 27-51 52.9%		Deadball		Rebounds		3.1					
3FG % 1st Half: 3-8 37.5%		2nd half: 6-9 66.7%		Game: 9-17 52.9%											
FT % 1st Half: 3-4 75.0%		2nd half: 11-13 84.6%		Game: 14-17 82.4%											

Officials: Tim Clougherty, Bill Covington, Bill McCarthy
Technical fouls: Miami-None. Virginia Tech-None.
Attendance: 8911
Flagrant I - Miami #21 8:56 (II)

Score by periods	1st	2nd	Total
Miami	21	41	62
Virginia Tech	32	45	77

Last FG - UM 2nd-01:17, VT 2nd-03:36.
Largest lead - UM by 3 1st-18:56, VT by 19 2nd-07:24.
UM led for 01:26. VT led for 38:51. Game was tied for 01:43.

Points	In	Off	2nd	Fast	Bench
UM	34	15	17	6	10
VT	30	21	4	8	21

Score tied - 2 times.
Lead changed - 1 time.



IVAN CRUZ UCEDA

Senior | Forward | 6-10 | 217

Madrid, Spain | Harcum College (Pa.)

33

Cruz Uceda Season/Career/ACC Highs

Points

Season: 20, at La Salle, 12/22/15
Career: 20, at La Salle, 12/22/15
ACC: 18, at Virginia Tech, 3/7/15

Rebounds

Season: 7, vs. UTRGV, 11/13/15
Career: 7 (2x) last vs. UTRGV, 11/13/15
ACC: 6 (2x) last vs. Wake Forest, 1/23/16

Assists

Season: 1 (6x) last vs. Duke, 1/25/16
Career: 1 (10x) last vs. Duke, 1/25/16
ACC: 1 (5x) last vs. Duke, 1/25/16

Steals

Season: 2 (2x) last at North Carolina, 2/20/16
Career: 2 (3x) last at North Carolina, 2/20/16
ACC: 2 (2x) last at North Carolina, 2/20/16

Blocked Shots

Season: 2 (2x) last vs. Wake Forest, 1/23/16
Career: 2 (4x) last vs. Wake Forest, 1/23/16
ACC: 2, vs. Wake Forest, 1/23/16

Field Goals

Season: 7, at La Salle, 12/22/15
Career: 7 (2x) last at La Salle, 12/22/15
ACC: 7, at Virginia Tech, 3/7/15

Field Goal Attempts

Season: 9, vs. UTRGV, 11/13/15
Career: 11, at Virginia Tech, 3/7/15
ACC: 11, at Virginia Tech, 3/7/15

Free Throws

Season: 2 (5x) last at Virginia Tech, 3/5/16
Career: 5, vs. Florida State, 2/25/15
ACC: 5, vs. Florida State, 2/25/15

Free Throw Attempts

Season: 2 (5x) last at Virginia Tech, 3/5/16
Career: 6, vs. Florida State, 2/25/15
ACC: 6, vs. Florida State, 2/25/15

3-Point Field Goals

Season: 4 (2x) last at La Salle, 12/22/15
Career: 4 (2x) last at La Salle, 12/22/15
ACC: 3 (4x) last vs. Louisville, 2/27/16

3-Point Field Goal Attempts

Season: 7, vs. UTRGV, 11/13/15
Career: 7 (2x) last vs. UTRGV, 11/13/15
ACC: 7, vs. North Carolina, 2/28/15

Minutes

Season: 29, vs. Louisiana, 11/16/15
Career: 32, vs. Alabama, 3/21/15
ACC: 25, vs. North Carolina, 2/28/15

2014-15			
Opposition	P	R	A
at Notre Dame	2	0	0
NC State	2	2	0
at Syracuse	3	5	1
Georgia Tech	5	4	1
at Florida State	2	1	0
Louisville	4	4	0
Clemson	10	5	0
at Wake Forest	2	3	0
Virginia Tech	0	1	0
at Louisville	0	5	1
Florida State	5	3	0
North Carolina	11	2	0
at Pittsburgh	5	3	0
at Virginia Tech	18	5	0
vs Virginia Tech	4	3	0
vs Notre Dame	10	4	0
NC Central	8	5	0
Alabama	9	7	0
at Richmond	0	3	0
vs Temple	6	4	0
vs Stanford	3	5	1

- First name Ivan is pronounced E-von. Last name is Cruise Ew-say-duh. Born in Madrid, Spain. First language is Spanish.
- European style game; Vlade Divac type of player.
- Inside-outside threat. Great shooter for his size.
- Clever player. Will beat guys with his intelligence and skill.
- Very good passer. Good instincts for offensive situations.
- Transformed his body losing 20 pounds and gaining muscle in summer 2015. Now is much quicker and more athletic. Never consistently lifted weights before coming to Miami.
- Did not speak English before attending Harcum College.
- All-American (H.M.) and All-National Tournament Team at Harcum.
- Set school record for rebounds in game (29) and career (635) at Harcum.
- Averaged 14.6 points, 9.6 rebounds, 2.0 assists, 1.1 steals and 1.1 blocks per game at Harcum.
- Helped lead Harcum to the junior college national semifinals.
- Holds season record for 3-point percentage (45.5%).

- Favorites: Food: Cocido (chickpea-based stew from Madrid, Spain). Athlete: Drazen Petrovic. Pro Sports Team: Real Madrid. Music: 80s Music, Otis Redding, Marvin Gaye. Movie: Scarface. TV Show: Spartacus. Book: Drazen Petrovic books. Pro athlete: Larry Bird. Cuban dish: Rice and beans with fried plantains. Ice cream: Mint chip. Favorite place on campus: Weight room.
- Biggest fear: Insects. Best advice received: Believe in yourself. Why UM: Coaches and location. Started playing basketball: 12 years old.

As a Junior (2014-15): Started 6 of 21 games played after missing first 16 due to NCAA transfer rules ... Scored in double digits four times ... Hit multiple 3-pointers six times ... Notched 3-pointer in 12 outings ... In two ACC Tournament games, averaged 7.0 points and 3.5 rebounds in 19.0 minutes ... In five NIT games averaged 5.2 points and 4.8 rebounds in 25.6 minutes per game ...

Harcum College: Ranked No. 55 overall by ESPN ... All-American (H.M.) ... All-National Tournament Team ... Averaged 14.6 points, 9.6 rebounds, 2.0 assists, 1.1 steals and 1.1 blocks in 23.3 minutes per game in second season ... Hit 62.5 percent from field, 45.5 percent from long range and 72.4 percent at line ... Advanced to NJCAA Division I National Semifinals in Hutchinson, Kan., marking first final four appearance in school history ... In NJCAA Region XV Championship, hit 15 of team-best 21 points from behind 3-point line, making five of 10 tries, and grabbed 12 rebounds ... Set school record for rebounds in game (29) and career (635) ... Fourth-highest scorer in Harcum history with 957 points, sixth in blocked shots (76) ... Holds season record for 3-point percentage (45.5%) ... Honors Society.


Personal: First name Ivan is pronounced E-von ... Last name is Cruise Ew-say-duh ... Born Oct. 24, 1991 in Madrid, Spain ... Son of Jose Gabriel Cruz and Pilar Uceda ... Brother to Maria ... Father played pro basketball for Club Deportivo Cajamadrid in Spain ... Will graduate in May 2016 with B.S. Ed. in sports administration ... Attended Giner de los Rios High School ... Played basketball for Estudiantes in Spain where he averaged 12 points and seven rebounds per game ... Also played for Club Baloncesto Alcobendas, Colegio Brains, Club Baloncesto Las Rozas ... Also recruited by Marquette, Ohio State, Penn State and Villanova.

CRUZ UCEDA CAREER STATISTICS

Season	GP	GS	Min.	Avg.	FG	FGA	Pct.	3-Point	Free Throws	Rebounds	Scoring
2014-15	21	6	360	17.1	37	99	.374	21	14	56	74
2015-16	28	7	407	14.5	56	115	.487	37	10	64	79
TOTAL	49	13	767	15.7	93	214	.435	58	24	120	153

CRUZ UCEDA 2015-16

Opponent	Date	GS	Min	TOTAL	3-PTS	FREE THROWS	REBOUNDS	Pf	FO	A	TO	Blk	Stl	Pts	Avg
				FG	FGA	Pct	FT	FTA	Pct	Off	Def	Tot			
UTRGV	11-13-15	*	26	5	9	.556	4	7	.571	2	2	1.000	1	6	7
LOUISIANA	11-16-15	*	29	5	7	.714	3	5	.600	0	0	.000	0	3	5.0
vs Mississippi State	11-19-15	*	22	4	6	.667	2	3	.667	0	0	.000	0	6	5.3
vs Utah	11-20-15	*	18	1	4	.250	1	3	.333	0	0	.000	1	1	2
vs Butler	11-22-15	*	20	3	4	.750	2	3	.667	0	0	.000	1	3	4.4
NORTHEASTERN	11-27-15	*	14	1	3	.333	1	3	.333	0	0	.000	0	0	0
at Nebraska	12-01-15		9	0	2	.000	0	2	.000	1	1	2	3.4	1	0
CHARLOTTE	12-05-15		24	4	5	.800	3	4	.750	0	0	.000	0	6	3.8
FLORIDA	12-08-15		13	0	4	.000	0	2	.000	0	0	.000	0	3	3.7
CO. OF CHARLESTON	12-19-15		16	1	2	.500	1	2	.500	0	0	.000	1	2	3.6
at La Salle	12-22-15		18	7	8	.875	4	5	.800	2	2	1.000	1	5	6
PRINCETON	12-29-15		12	3	3	1.000	2	2	1.000	0	0	.000	0	1	1
SYRACUSE	01-02-16		18	1	6	.167	1	5	.200	2	2	1.000	2	4	6
FLORIDA STATE	01-09-16		18	3	6	.500	1	4	.250	0	0	.000	0	3	3.7
at Virginia	01-12-16		22	2	5	.400	2	5	.400	0	0	.000	0	2	2
at Clemson	01-16-16		10	2	2	1.000	1	1	1.000	0	0	.000	0	0	0
at Boston College	01-20-16		12	1	2	.500	0	0	.000	0	0	.000	2	2	4
WAKE FOREST	01-23-16		15	2	6	.333	2	4	.500	2	2	1.000	2	4	6
DUKE	01-25-16		11	0	1	.000	0	1	.000	0	0	.000	1	1	2
at NC State	01-30-16		10	0	3	.000	0	3	.000	0	0	.000	0	0	0
NOTRE DAME	02-03-16		9	0	2	.000	0	2	.000	0	0	.000	0	2	2
at Georgia Tech	02-07-16		2	0	1	.000	0	1	.000	0	0	.000	0	0	0
Pittsburgh	02-09-16		DNP - Illness												
at Florida State	02-14-16		DNP - Illness												
VIRGINIA TECH	02-17-16		5	0	2	.000	0	2	.000	0	0	.000	0	1	1
at North Carolina	02-20-16		13	5	7	.714	2	4	.500	0	0	.000	0	2	2
VIRGINIA	02-22-16		5	2	3	.667	1	2	.500	0	0	.000	1	0	1
LOUISVILLE	02-27-16	*	20	3	7	.429	3	3	1.000	0	0	.000	0	2	2
at Notre Dame	03-02-16		4	1	2	.500	1	2	.500	0	0	.000	0	1	1
at Virginia Tech	03-05-16		12	0	3	.000	0	3	.000	2	2	1.000	1	3	4



EBUKA IZUNDU

Freshman | Center | 6-10 | 210

15

Charlotte, N.C. | Victory Christian Center | Lagos, Nigeria

- First name Ebuka is pronounced E-boo-kuh. Last name is E-zoon-du.
- Born in Lagos, Nigeria. Speaks African language of Igbo.
- Moved to the United States in 2013.
- Long and athletic body.
- Great touch around the basket.
- Potential to develop into a great ACC post scorer.

• Favorites: Food: Rice and Chicken. Athlete: Kevin Durant. Pro Sports Team: Oklahoma City Thunder. Midnight Snack: Doritos. Ice Cream: Vanilla. Cereal: Cocoa Puffs. Movie: 2 Fast 2 Furious. Musical Artist: Meek Mill. Place on Campus: Locker Room.

Prep

Averaged 21 points, 15 rebounds and six blocks for Victory Christian Center School as a senior ... Averaged 18 points, 12 rebounds and six blocks in junior season ... First-team All Charlotte Observer ... No. 134 player and No. 19 center in 2015 class by Rivals.com ... No. 70 player, No. 20 power forward and No. 5 North Carolina player in 2015 class by 247Sports.

Personal

Born June 28, 1996 in Lagos, Nigeria ... First name Ebuka is pronounced E-boo-kuh. Last name is E-zoon-du ... Moved to the United States in 2013 ... Son of Emma and Ifeoma Izundu ... One brother: Okwy; Four sisters: Chioma Ojo, Vivian, Chingo and Ifunaya ... Speaks African language of Igbo ... Majoring in business management ... Chose Miami over Arkansas, Cincinnati and Charlotte ... Played AAU for Charlotte ACES ... Originally signed with Charlotte, then was released from commitment after 49ers coach was let go.

Izundu Season Highs

Points

Season: 15, vs. Mississippi State, 11/19
ACC: 6, at North Carolina, 2/20/16

Rebounds

Season: 7, vs. Mississippi State, 11/19
ACC: 2, at North Carolina, 2/20/16

Assists

Season: 1 (3x) last at North Carolina, 2/20/16
ACC: 1, at North Carolina, 2/20/16

Steals

Season: 1 (2x) last at North Carolina, 2/20/16
ACC: 1 (2x) last at North Carolina, 2/20/16

Blocked Shots

Season: 1 (2x) last at North Carolina, 2/20/16
ACC: 1 (2x) last at North Carolina, 2/20/16

Field Goals

Season: 3 (2x), last at La Salle, 12/22/15
ACC: 1 (2x) last at North Carolina, 2/20/16

Field Goal Attempts

Season: 5, vs. Mississippi State, 11/19
ACC: 1 (2x) last at North Carolina, 2/20/16

Free Throws

Season: 5, vs. Mississippi State, 11/19
ACC: 4, at North Carolina, 2/20/16

Free Throw Attempts

Season: 7, vs. Mississippi State, 11/19
ACC: 6, at North Carolina, 2/20/16

3-Point Field Goals

Season: --
ACC: --

3-Point Field Goal Attempts

Season: --
ACC: --

Minutes

Season: 15, vs. Mississippi State, 11/19
ACC: 14, at North Carolina, 2/20/16

IZUNDU CAREER STATISTICS

Season	GP	GS	Min.	Avg.	FG	FGA	Pct.	3-Point FG	3-Point FGA	3-Point Pct.	Free Throws FT	Free Throws FTA	Free Throws Pct.	Off.	Def.	Tot.	Avg.	PF	FO	Ass.	TO	Blk	Stl	Pts.	Avg.
2015-16	14	0	76	5.4	10	16	.625	0	0	.000	12	19	.632	11	6	17	1.2	17	0	3	5	2	2	32	2.3

IZUNDU 2015-16				TOTAL			3-PTS			FREE THROWS			REBOUNDS													
Opponent	Date	GS	Min	FG	FGA	Pct	3FG	FGA	Pct	FT	FTA	Pct	Off	Def	Tot	Avg	PF	FO	A	TO	Blk	Stl	Pts	Avg		
UTRGV	11-13-15	4	0	0	0	.000	0	0	.000	0	0	.000	0	0	0	0.0	2	0	0	0	0	0	0	0.0		
LOUISIANA	11-16-15	0	0	0	0	.000	0	0	.000	0	0	.000	0	0	0	0.0	0	0	0	0	0	0	0	0.0		
vs Mississippi State	11-19-15	15	3	5	.600	0	0	.000	5	7	.714	5	2	7	2.3	0	0	0	0	0	0	0	11	3.7		
vs Utah	11-20-15	3	1	1	1.000	0	0	.000	2	4	.500	1	2	3	2.5	0	0	1	0	0	0	0	4	3.8		
vs. Butler	11-22-15	DNP																								
NORTHEASTERN	11-27-15	DNP																								
at Nebraska	12-01-15	DNP																								
CHARLOTTE	12-05-15	6	0	1	.000	0	0	.000	0	0	.000	0	0	0	2.0	3	0	1	1	0	0	0	3.0			
FLORIDA	12-08-15	4	0	3	.000	0	0	.000	0	0	.000	1	0	1	1.8	1	0	0	0	0	0	0	2.5			
CO. OF CHARLESTON	12-19-15	3	0	0	.000	0	0	.000	1	2	.500	0	0	0	1.6	1	0	0	0	0	0	1	2.3			
at La Salle	12-22-15	9	3	3	1.000	0	0	.000	0	0	.000	2	2	4	1.9	1	0	0	1	0	0	6	2.8			
PRINCETON	12-29-15	DNP																								
SYRACUSE	01-02-16	DNP																								
FLORIDA STATE	01-09-16	DNP																								
at Virginia	01-12-16	DNP																								
at Clemson	01-16-16	1	0	0	.000	0	0	.000	0	0	.000	0	0	0	1.7	0	0	0	0	0	0	0	2.4			
at Boston College	01-20-16	DNP																								
WAKE FOREST	01-23-16	DNP																								
DUKE	01-25-16	DNP																								
at NC State	01-30-16	DNP																								
NOTRE DAME	02-03-16	DNP																								
at Georgia Tech	02-07-16	DNP																								
Pittsburgh	02-09-16	8	1	1	1.000	0	0	.000	0	0	.000	0	0	0	1.5	1	0	0	0	1	0	2	2.4			
at Florida State	02-14-16	5	0	0	.000	0	0	.000	0	0	.000	0	0	0	1.4	3	0	0	0	0	1	0	2.2			
VIRGINIA TECH	02-17-16	1	0	0	.000	0	0	.000	0	0	.000	0	0	0	1.3	0	0	0	0	0	0	0	2.0			
at North Carolina	02-20-16	14	1	1	1.000	0	0	.000	4	6	.667	2	0	2	1.3	4	0	1	2	1	1	6	2.3			
VIRGINIA	02-22-16	DNP																								
LOUISVILLE	02-27-16	DNP																								
at Notre Dame	03-02-16	DNP																								
at Virginia Tech	03-05-16	3	1	1	1.000	0	0	.000	0	0	.000	0	0	0	1.2	1	0	0	1	0	0	2	2.3			



TONYE JEKIRI

Senior | Center | 7-0 | 248

23

Hialeah, Fla. | Champagnat Catholic School (Fla.) | Port Harcourt, Nigeria

Eddie Sutton Tustenuge Award Semifinalist, 2016

Puerto Rico Tip-Off All-Tournament Team, 2015

ACSMA & Coaches 2015 All-ACC Defensive Team

2014-15 Led ACC in rebounds - 9.9 rpg all games, 10.9 ACC games

2014-15 All-ACC Basketball Team, H.M.

Gildan Charleston Classic All-Tournament Team

• Lone remaining player from the 2013 ACC Championship and NCAA Sweet 16 team.

• Only played basketball for five years after moving from Nigeria to South Florida in September 2010 to begin hoops career. Previously played soccer in Africa, but height led him to hoops.

• Terrific learner who picks up concepts quickly.

• Good passer for his size.

• Very good position defender on and off ball.

• Rebounder and shot blocker, developing his offensive game.

• Can play with back to basket or step out for a 15-17-foot jumper.

• Runs the floor like a guard and has unstoppable motor. Exceptionally fast and athletically gifted for a big man.

• Second Florida recruit in Larrañaga era, following Shane Larkin.

• First time he saw snow was on a road trip to UMass on Dec. 1, 2012, during freshman season.

• Acclimated himself well from Nigeria to U.S. culture.

• Chose jersey number 23 because July 23 is birthday.

• Favorites: Food: Rice & chicken. Basketball movie: Love & Basketball.

Sport besides basketball: Soccer.

• Why UM: The coaching staff.

2012-13				
Opposition	P	R	A	
at FGCU	1	2	0	
Jacksonville	0	0	0	
Michigan State	0	2	0	
at Massachusetts	0	0	0	
Charlotte	0	0	0	
at UCF	3	2	0	
at Hawaii i	1	0	0	
vs. Arizona	0	2	0	
vs. Indiana State	0	0	0	
La Salle	0	1	0	
at Georgia Tech	2	2	0	
at North Carolina	0	1	0	
Maryland	2	4	0	
at Boston College	0	1	1	
Duke	2	2	0	
Florida State	4	2	0	
at Virginia Tech	2	1	0	
at NC State	0	2	1	
Boston College	2	4	0	
North Carolina	2	2	0	
at Florida State	2	2	0	
at Clemson	0	0	0	
Virginia	2	0	0	
at Wake Forest	2	3	0	
Virginia Tech	4	2	0	
at Duke	2	0	0	
Georgia Tech	0	0	0	
Clemson	2	3	0	
vs. Boston College	0	1	0	
vs. NC State	2	3	0	
vs. North Carolina	1	1	0	
vs. Pacific	6	5	0	
vs. Illinois	4	2	1	
vs. Marquette	0	3	0	

2013-14				
Opposition	P	R	A	
St. Francis (NY)	6	9	1	
Ga. Southern	2	1	0	
Texas Southern	4	4	0	
at C of Charleston	6	3	0	
UCF	2	3	0	
vs Geo. Wash.	2	1	1	
at CS Fullerton	4	4	0	
vs Arizona State	0	3	0	
at Nebraska	2	7	1	
Virginia Tech	2	7	0	
at Savannah St.	4	1	1	
La Salle	9	7	0	
Loyola	10	4	2	
at Syracuse	5	3	2	
at North Carolina	2	10	1	
Florida State	2	7	1	
at Georgia Tech	0	3	0	
Duke	8	9	0	
Syracuse	3	5	4	
at Maryland	0	6	0	
Norfolk State	4	2	1	
Pittsburgh	3	4	0	
NC State	0	4	0	
at Florida State	15	6	0	
at Virginia Tech	0	3	0	
Notre Dame	2	6	2	
Boston College	5	7	1	
at Virginia	4	6	0	
at NC State	14	13	0	
at Clemson	2	2	0	
Wake Forest	6	9	1	
vs Virginia Tech	5	12	2	
vs NC State	6	9	1	

2014-15				
Opposition	P	R	A	
Howard	6	11	1	
at Florida	8	8	1	
vs Drexel	8	13	4	
vs Akron	8	16	0	
vs Charlotte	11	7	1	
at Charlotte	4	13	1	
South Alabama	13	8	8	
Illinois	6	9	2	
Green Bay	2	3	1	
Savannah State	8	9	3	
Eastern Kentucky	2	6	0	
vs Providence	12	10	2	
Charleston	8	8	1	
Virginia	8	12	3	
Boston College	13	15	0	
at Duke	10	10	0	
at Notre Dame	8	13	0	
NC State	6	10	0	
at Syracuse	13	15	1	
Georgia Tech	13	9	0	
at Florida State	4	5	0	
Louisville	10	10	2	
Clemson	6	17	2	
at Wake Forest	6	3	0	
at Boston College	12	15	0	
Virginia Tech	15	15	2	
at Louisville	13	15	1	
Florida State	12	11	0	
North Carolina	6	7	0	
at Pittsburgh	10	11	1	
at Virginia Tech	4	3	1	
vs Virginia Tech	9	8	1	
vs Notre Dame	11	11	0	
NC Central	11	6	2	
Alabama	9	12	0	
at Richmond	8	10	1	
vs Temple	4	2	0	

Jekiri Season / Career Highs

Points

Season: 20, vs. Utah, 11/21/15

Career: 20, vs. Utah, 11/21/15

ACC: 15 (2x) last vs. Virginia Tech, 2/18/15

Rebounds

Season: 17, at Boston College, 1/20/16

Career: 17 (2x) last at Boston College, 1/20/16

ACC: 17(2x) last at Boston College, 1/20/16

Assists

Season: 5, vs. Virginia, 2/22/16

Career: 8, vs. South Alabama, 11/28/14

ACC: 5, vs. Virginia, 2/22/16

Steals

Season: 2 (2x) last vs. Louisville, 2/27/16

Career: 4, at Duke, 1/13/15

ACC: 4, at Duke, 1/13/15

Blocked Shots

Season: 5, vs. Northeastern, 11/28/15

Career: 5 (3x) last vs. Northeastern, 11/28/15

ACC: 5, vs. Clemson, 2/8/15

Field Goals

Season: 8, vs. Utah, 11/21/15

Career: 8, vs. Utah, 11/21/15

ACC: 7, at Notre Dame, 3/2/16

Field Goal Attempts

Season: 14, at Notre Dame, 3/2/16

Career: 14 (2x) last at Notre Dame, 3/2/16

ACC: 14 (2x) last at Notre Dame, 3/2/16

Free Throws

Season: 4 (3x) last vs. Louisville, 2/27/16

Career: 8, at Boston College, 2/16/15

ACC: 8, at Boston College, 2/16/15

Free Throw Attempts

Season: 6, vs. Virginia, 2/22/16

Career: 10, at Boston College, 2/16/15

ACC: 10, at Boston College, 2/16/15

3-Point Field Goals

Season: --

Career: 1, vs. Alabama, 3/21/15

ACC: --

3-Point Field Goal Attempts

Season: 1 (3x) last at Nebraska, 12/1/15

Career: 1 (2x) vs. UTRGV, 11/13/15

ACC: 1, vs. Florida State, 1/9/16

Minutes

Season: 39, at Nebraska, 12/1/15

Career: 47, at Boston College, 2/16/15

ACC: 47, at Boston College, 2/16/15

JEKIRI CAREER STATISTICS

PER GAME STATISTICS										3-Point				Free Throws				Rebounds				Scoring									
Season	GP	GS	Min.	Avg.	FG	FGA	Pct.	FG	FGA	Pct.	FT	FTA	Pct.	Off.	Def.	Tot.	Avg.	PF	FO	Ast.	TO	Blk	Stl	Pts.	Avg.						
2012-13	34	0	235	6.9	18	35	.514	0	0	.000	11	20	.550	28	27	55	1.6	35	0	4	11	11	7	47	1.4						
2013-14	33	16	705	21.4	57	125	.456	0	0	.000	25	43	.581	67	113	180	5.5	87	5	22	31	29	21	139	4.2						
2014-15	37	37	1120	30.3	123	246	.500	1	1	1.000	70	96	.729	118	248	366	9.9	114	5	42	51	51	21	317	8.6						
2015-16	30	30	879	29.3	104	198	.525	0	4	.000	36	60	.600	88	186	274	9.1	88	0	29	42	33	13	244	8.1						
TOTAL	134	83	2939	21.9	302	604	.500	1	5	.200	142	219	.648	301	574	875	6.5	324	10	97	135	124	62	747	5.6						

JEKIRI 2015-16		TOTAL		3-PTS		FREE THROWS		REBOUNDS																
Opponent	Date	GS	Min	FG	FGA	Pct	3FG	FGA	Pct	FT	FTA	Pct	Off	Def	Tot	Avg	PF	FO	A	TO	Blk	Stl	Pts	Avg
UTRGV	11-13-15	*	28	2	5	.400	0	1	.000	3	4	.750	2	10	12	12.0	3	0	1	1	0	0	7	7.0
LOUISIANA	11-16-15	*	23	2	6	.333	0	1	.000	0	1	.000	1	3	4	8.0	4	0	1	2	0	0	4	5.5
vs Mississippi State	11-19-15	*	18	3	5	.600	0	0	.000	2	2	1.000	3	7	10	8.7	3	0	2	3	1	0	8	6.3
vs Utah	11-20-15	*	32	8	10	.800	0	0	.000	4	5	.800	5	7	12	9.5	2	0	1	1	1	1	20	9.8
vs Butler	11-22-15	*	34	4	6	.667	0	0	.000	4	4	1.000	4	8	12	10.0	4	0	1	3	2	0	12	10.2
NORTHEASTERN	11-27-15	*	37	4	8	.500	0	0	.000	0	1	.000	2	10	12	10.3	2	0	2	2	5	0	8	9.8
at Nebraska	12-01-15	*	39	2	8	.250	0	1	.000	3	3	1.000	2	8	10	10.3	3	0	2	2	2	0	7	9.4
CHARLOTTE	12-05-15	*	18	4	6	.667	0	0	.000	0	1	.000	0	10	10	10.3	2	0	0	0	0	0	8	9.3
FLORIDA	12-08-15	*	27	3	4	.750	0	0	.000	3	4	.750	5	4	9	10.1	3	0	1	3	3	0	9	9.2
CO. OF CHARLESTON	12-19-15	*	25	5	6	.833	0	0	.000	0	0	.000	3	5	8	9.9	3	0	2	1	0	1	10	9.3
at La Salle	12-22-15	*	21	4	4	1.000	0	0	.000	2	3	.667	3	11	14	10.3	3	0	0	2	1	0	10	9.4
PRINCETON	12-29-15	*	30	3	5	.600	0	0	.000	1	2	.500	4	4	8	10.1	2	0	0	0	2	0	7	9.2
SYRACUSE	01-02-16	*	33	2	5	.400	0	0	.000	0	1	.000	1	2	3	9.5	3	0	0	1	1	0	4	8.8
FLORIDA STATE	01-09-16	*	33	4	7	.571	0	1	.000	0	0	.000	2	8	10	9.6	2	0	0	0	0	0	8	8.7
at Virginia	01-12-16	*	31	2	4	.500	0	0	.000	1	2	.500	2	4	6	9.3	2	0	0	1	0	1	5	8.5
at Clemson	01-16-16	*	31	4	10	.400	0	0	.000	0	0	.000	6	5	11	9.4	4	0	0	2	3	1	8	8.4
at Boston College	01-20-16	*	34	2	8	.250	0	0	.000	2	4	.500	4	13	17	9.9	3	0	0	3	3	1	6	8.3
WAKE FOREST	01-23-16	*	34	4	6	.667	0	0	.000	0	1	.000	4	8	12	10.0	2	0	1	0	1	0	8	8.3
DUKE	01-25-16	*	34	3	7	.429	0	0	.000	1	1	1.000	6	4	10	10.0	3	0	3	0	2	0	7	8.2
at NC State	01-30-16	*	35	3	4	.750	0	0	.000	0	0	.000	1	4	5	9.8	4	0	2	1	0	0	6	8.1
NOTRE DAME	02-03-16	*	27	3	6	.500	0	0	.000	0	0	.000	3	9	12	9.9	4	0	1	0	0	0	6	8.0
at Georgia Tech	02-07-16	*	32	4	8	.500	0	0	.000	0	0	.000	1	8	9	9.8	1	0	1	1	0	1	8	8.0
Pittsburgh	02-09-16	*	25	5	7	.714	0	0	.000	0	2	.000	4	6	10	9.8	4	0	0	0	0	1	10	8.1
at Florida State	02-14-16	*	29	3	8	.375	0	0	.000	2	4	.500	2	7	9	9.8	4	0	0	3	1	2	8	8.1
VIRGINIA TECH	02-17-16	*	31	5	10	.500	0	0	.000	1	1	1.000	3	2	5	9.6	4	0	1	1	2	1	11	8.2
at North Carolina	02-20-16	*	23	3	8	.375	0	0	.000	0	2	.000	3	2	5	9.4	3	0	0	1	1	1	6	8.1
VIRGINIA	02-22-16	*	32	3	4	.750	0	0	.000	3	6	.500	1	5	6	9.3	4	0	5	2	0	0	9	8.1
LOUISVILLE	02-27-16	*	29	2	4	.500	0	0	.000	4	4	1.000	1	7	8	9.3	4	0	0	3	0	2	8	8.1
at Notre Dame	03-02-16	*	34	7	14	.500	0	0	.000	0	0	.000	6	3	9	9.2	2	0	1	2	2	0	14	8.3
at Virginia Tech	03-05-16	*	20	1	5	.200	0	0	.000	0	2	.000	4	2	6	9.1	1	0	1	1	0	0	2	8.1



ANTHONY LAWRENCE, JR.

Freshman | Guard | 6-7 | 210

3

St. Petersburg, Fla. | Lakewood Senior HS

- Can play multiple positions. Was point guard in high school and will play small forward at Miami.
- Athletic and can attack the basket with authority.
- Son of a high school coach.

- Favorites: Athlete: LeBron James. Sports Team: Cleveland Cavaliers. Video Game: 2K. Class at UM: Acting. Movie: Friday. TV Show: Martin. Musical Artist: Future. Place on campus: BUC.

Prep

Led Lakewood Senior High School team to the Class 5A state championship game as a junior ... Scored 18 points in the championship game and totaled 25 rebounds in two state tournament games ... Averaged 20 points and 13 rebounds as a junior at Lakewood, and in sophomore campaign, averaged 21 points, eight rebounds and four steals ... Listed as a three-star recruit by ESPN.

Personal

Born Sept. 6, 1996 in St. Petersburg, Fla. ... Son of Anthony Sr. and Zelia ... One sister, Taylor ... Majoring in sports administration ... Played AAU ball for Each 1 Teach 1 Elite ... Chose Miami over offers from USC, Clemson and Texas, among others ... Anthony's father, Anthony Lawrence Sr., was a two-year letterman at Miami from 1991-93. After college, he played overseas in Portugal, Mexico and the Dominican Republic ... Lawrence Jr.'s uncle, Patrick, also played at Miami from 1991-94.

Lawrence, Jr. Season Highs

Points

Season: 18, vs. Notre Dame, 2/3/16
ACC: 18, vs. Notre Dame, 2/3/16

Rebounds

Season: 7, at Nebraska, 12/1/15
ACC: 4 (2x) last at Virginia Tech, 3/5/16

Assists

Season: 4, vs. Louisiana, 11/16/15
ACC: 3, at Georgia Tech, 2/7/16

Steals

Season: 2 (4x) last vs. Charleston, 12/19/15
ACC: 1 (6x) last at Notre Dame, 3/2/16

Blocked Shots

Season: 2 (2x) last vs. Virginia Tech, 2/17/16
ACC: 2 (2x) last vs. Virginia Tech, 2/17/16

Field Goals

Season: 5 (2x) last vs. Notre Dame, 2/3/16
ACC: 5, vs. Notre Dame, 2/3/16

Field Goal Attempts

Season: 7 (2x) last at Nebraska, 12/1/15
ACC: 6, vs. Notre Dame, 2/3/16

Free Throws

Season: 5, vs. Louisiana, 11/16/15
ACC: 4, vs. Notre Dame, 2/3/16

Free Throw Attempts

Season: 6, vs. Louisiana, 11/16/15
ACC: 5, vs. Notre Dame, 2/3/16

3-Point Field Goals

Season: 4, vs. Notre Dame, 2/3/16
ACC: 4, vs. Notre Dame, 2/3/16

3-Point Field Goal Attempts

Season: 4, vs. Notre Dame, 2/3/16
ACC: 4, vs. Notre Dame, 2/3/16

Minutes

Season: 25, vs. Louisiana, 11/16/15
ACC: 23, at North Carolina, 2/20/16

LAWRENCE CAREER STATISTICS

Season	GP	GS	Min.	Avg.	FG	FGA	Pct.	3-Point FG	3-Point FGA	3-Point Pct.	Free Throws FT	Free Throws FTA	Free Throws Pct.	Off.	Def.	Tot.	Avg.	PF	FO	Ass.	TO	Blk	Stl	Pts.	Avg.
2015-16	28	0	334	11.9	41	81	.506	17	38	.447	20	34	.588	26	28	54	1.9	33	0	26	10	9	14	119	4.3

LAWRENCE 2015-16		TOTAL				3-PTS			FREE THROWS			REBOUNDS													
Opponent	Date	GS	Min	FG	FGA	Pct	3FG	FGA	Pct	FT	FTA	Pct	Off	Def	Tot	Avg	PF	FO	A	TO	Blk	Stl	Pts	Avg	
UTRGV	11-13-15	6	0	1	.000	0	0	.000	1	2	.500	2	0	2	2	2.0	1	0	0	1	0	0	1	1.0	
LOUISIANA	11-16-15	25	3	6	.500	1	2	.500	5	6	.833	2	4	6	4.0	3	0	4	1	1	2	12	6.5		
vs Mississippi State	11-19-15	22	3	7	.429	0	2	.000	4	6	.667	2	2	4	4.0	3	0	2	0	0	2	10	7.7		
vs Utah	11-20-15	14	0	1	.000	0	1	.000	0	0	.000	0	0	0	3.0	2	0	2	0	0	0	0	5.8		
vs Butler	11-22-15	12	3	6	.500	1	3	.333	0	0	.000	0	1	1	2.6	1	0	1	0	0	2	7	6.0		
NORTHEASTERN	11-27-15	5	0	1	.000	0	0	.000	0	0	.000	1	0	1	2.3	1	0	0	0	0	0	0	5.0		
at Nebraska	12-01-15	14	5	7	.714	2	3	.667	1	1	1.000	2	5	7	3.0	1	0	0	0	0	0	13	6.1		
CHARLOTTE	12-05-15	15	4	5	.800	1	2	.500	0	0	.000	1	0	1	2.8	1	0	1	0	0	0	9	6.5		
FLORIDA	12-08-15	DNP - illness																							
CO. OF CHARLESTON	12-19-15	16	4	4	1.000	3	3	1.000	0	0	.000	0	2	2	2.7	4	0	1	1	0	2	11	7.0		
at La Salle	12-22-15	14	1	4	.250	0	2	.000	0	0	.000	1	1	2	2.6	1	0	3	0	0	0	2	6.5		
PRINCETON	12-29-15	10	0	1	.000	0	1	.000	0	0	.000	0	1	1	2.5	1	0	0	0	0	0	0	5.9		
SYRACUSE	01-02-16	5	0	1	.000	0	0	.000	1	2	.500	1	1	2	2.4	0	0	0	0	0	0	1	5.5		
FLORIDA STATE	01-09-16	6	0	2	.000	0	1	.000	0	0	.000	0	0	0	2.2	0	0	0	0	0	0	0	5.1		
at Virginia	01-12-16	8	0	0	.000	0	0	.000	0	2	.000	1	0	1	2.1	2	0	0	1	0	0	0	4.7		
at Clemson	01-16-16	12	1	1	1.000	0	0	.000	1	2	.500	0	1	1	2.1	0	0	0	0	0	1	3	4.6		
at Boston College	01-20-16	4	0	3	.000	0	1	.000	0	2	.000	0	0	0	1.9	0	0	1	0	0	1	0	4.3		
WAKE FOREST	01-23-16	1	0	1	.000	0	1	.000	0	0	.000	0	0	0	1.8	0	0	0	0	0	0	0	4.1		
DUKE	01-25-16	DNP																							
at NC State	01-30-16	3	0	0	.000	0	0	.000	0	0	.000	0	0	0	1.7	2	0	0	0	1	0	0	3.8		
NOTRE DAME	02-03-16	21	5	6	.833	4	4	1.000	4	5	.800	1	1	2	1.7	3	0	0	0	2	1	18	4.6		
at Georgia Tech	02-07-16	21	2	4	.500	0	2	.000	1	2	.500	2	1	3	1.8	2	0	3	0	1	0	5	4.6		
Pittsburgh	02-09-16	8	1	2	.500	0	1	.000	0	0	.000	0	1	1	1.8	1	0	0	2	0	0	2	4.5		
at Florida State	02-14-16	13	1	3	.333	1	1	1.000	0	0	.000	1	0	1	1.7	0	0	1	2	1	0	3	4.4		
VIRGINIA TECH	02-17-16	15	2	3	.667	1	1	1.000	0	0	.000	1	1	2	1.7	0	0	0	0	2	1	5	4.4		
at North Carolina	02-20-16	23	4	5	.800	2	3	.667	1	2	.500	3	1	4	1.8	0	0	2	0	1	0	11	4.7		
VIRGINIA	02-22-16	8	0	2	.000	0	1	.000	1	2	.500	3	0	3	1.9	1	0	2	1	0	1	1	4.6		
LOUISVILLE	02-27-16	14	1	2	.500	1	1	1.000	0	0	.000	0	2	2	1.9	0	0	1	0	0	0	3	4.5		
at Notre Dame	03-02-16	10	0	2	.000	0	2	.000	0	0	.000	0	1	1	1.9	1	0	2	0	0	1	0	4.3		
at Virginia Tech	03-05-16	9	1	1	1.000	0	0	.000	0	0	.000	2	2	4	1.9	2	0	0	1	0	0	2	4.3		



SHELDON McCLELLAN 10

Graduate | Guard | 6-5 | 200

Houston, Texas | Texas | Bellaire HS

McClellan Season / Career Highs

Points

Season: 27, vs. Utah, 11/21/15
 Career: 31, at Charlotte, 11/25/14
 ACC: 24, at Boston College, 2/16/15

Rebounds

Season: 6 (2x) last at Notre Dame, 3/2/16
 Career: 11 (2x) last vs. Temple, 3/31/15
 ACC: 10, vs. NC State, 1/22/15

Assists

Season: 6, at La Salle, 12/22/15
 Career: 6, at La Salle, 12/22/15
 ACC: 5 (3x) last vs. Wake Forest, 1/23/16

Steals

Season: 3 (4x) last vs. Wake Forest, 1/23/16
 Career: 4 (2x) last vs. Notre Dame, 3/12/15
 ACC: 3 (4x) last vs. Wake Forest, 1/23/16

Blocked Shots

Season: 2, vs. Syracuse, 1/2/16
 Career: 2, vs. Syracuse, 1/2/16
 ACC: 2, vs. Syracuse, 1/2/16

Field Goals

Season: 10, vs. Utah, 11/21/15
 Career: 11, at Charlotte, 11/25/14
 ACC: 8 (2x) last vs. Duke, 1/25/16

Field Goal Attempts

Season: 19, at Virginia Tech, 3/5/16
 Career: 20, at Oklahoma, 1/21/13
 ACC: 19, at Virginia Tech, 3/5/16

Free Throws

Season: 12, vs. Syracuse, 1/2/16
 Career: 14, vs. Fresno State, 11/9/12
 ACC: 12, vs. Syracuse, 1/2/16

Free Throw Attempts

Season: 14, vs. Syracuse, 1/2/16
 Career: 14 (2x) last vs. Syracuse, 1/2/16
 ACC: 14, vs. Syracuse, 1/2/16

3-Point Field Goals

Season: 3 (4x), last vs. Virginia, 2/22/16
 Career: 5, at Charlotte, 11/25/14
 ACC: 4, at Boston College, 2/16/15

3-Point Field Goal Attempts

Season: 9 (2x) last at Florida State, 2/14/16
 Career: 9 (3x) last at Florida State, 2/14/16
 ACC: 9 (2x) last at Florida State, 2/14/16

Minutes

Season: 43, at Nebraska, 12/1/15
 Career: 50, vs. Virginia, 01/03/15
 ACC: 50, vs. Virginia, 01/03/15

Oscar Robertson Trophy MidSeason Watch List, 2015-16
 Jerry West Shooting Guard of the Year Award Finalist, 2015-16
 Naismith Trophy Mid-Season Watch List, 2015-16

Puerto Rico Tip-Off All-Tournament Team, 2015

NIT All-Tournament Team, 2015

Riley Wallace Award Finalist, 2015

Jerry West Award Midseason Watch List, 2015

ACSM All-ACC Team, H.M., 2015

adidas Nations: Top NCAA Prospects Camp, Summer 2015

ACC Player of the Week - Dec. 1, 2014

TicketCity Legends Classic All-Tournament Team, 2011

- Nickname is Mac.
- Explosive scorer that can get on a roll. High-level athlete.
- Good in transition, making a wide assortment of layups, both left and right handed. A slasher.
- Great lateral quickness and ability to defend perimeter.
- Proficient 3-point shooter, and worked on perimeter jump shot.
- Strength numbers are at highest levels of his career.
- Ability to get fouled a lot due to his attack mentality.
- Entertaining personality with a quick wit.
- Coaches want him to be the Carmelo Anthony of the team.
- Grew up working on his game with John Lucas.
- Tremendous redshirt year in 2013-14, making himself more of an offensive threat. A volume scorer.
- Transferred from University of Texas in fall of 2013, sitting out 2013-14 due to NCAA transfer rules.

- Favorites: Food: Sloppy Joe. Sports Team: Lakers. Movie: Straight out of Compton. Pro athlete: Kyrie Irving. Quote: Elite. Ice cream flavor: Vanilla. Class at UM: Communications. Cereal: Frosted Flakes. TV Show: Fresh Prince of Bel Air. Why UM: Coach L. Started playing basketball: Age 3.

McClellan after watching Miami play in the 2013 NCAA Tournament games in Austin, Texas: "I liked the plays they ran, the open-court stuff, and the way they all seemed to be playing for each other. They seemed to be having fun, and the coaches seemed positive on the bench. I wish I had come here as a freshman."

"At UM, everything is positive, never any negative energy. Coach L is like a father on the court. I love him to death. I like how positive he is, whether after a bad shot or reminding us to move on to the next play. That's how I liked to be pushed, not by negative reinforcement." - Sheldon McClellan

As a Redshirt Senior (2015-16): Participated in adidas Nations Top NCAA Prospects camp.

As a Redshirt Junior (2014-15): Final 2015 NCAA rankings: No. 21 total minutes, No. 82 total field goals made, No. 86 total points, No. 90 field goal percentage, No. 90 free throw percentage... Second-best shooting percentage in the nation by a guard in the Big 5 conferences, 18th-best shooting percentage by a guard in the nation, 90th-best shooting percentage in the nation (all positions), top shooting percentage by a guard in the ACC. **Among ACC players in all games:** No. 12 in scoring (14.5), No. 6 in field goal percentage (.484), No. 6 free throw percentage (.824) ... Among ACC players in league games only: No. 16 in scoring (14.1), No. 4 free throw percentage (.836). **Season:** Only player to start all 38 games ... Only came to score 30+ points - 31 at Charlotte, 11/25 ... Trio of double-doubles.

High School: No. 47 prospect nationally in the ESPN 100 and No. 60 prospect by Rivals.com following senior season ... Averaged a team-best 25.6 points, 7.2 rebounds, 5.0 assists and 2.0 steals per game while helping Bellaire to a 20-9 mark and the first round of the Class 5A state playoffs ... Career-high 56 points in the season-opening win against Booker T. Washington ... Averaged 20 points per game while leading Bellaire to a 35-2 record and a trip to the Class 5A regional finals in his junior season ... Coached by Bruce Glover.

Personal: Born Dec. 21, 1992 in Houston ... Full name is Sheldon Reeves McClellan ... Son of Angel Johnson (mother) ... Brother to Justin Jones ... Graduated in May 2015 with B.L.A. (bachelor's in liberal arts) ... Played AAU for Houston Select ... Cousin Jawaan McClellan played basketball for Arizona and professionally overseas ... Favorite food is a homemade sloppy joe.

McCLELLAN CAREER STATISTICS

Texas	GP	GS	Min.	Avg.	FG	FGA	Pct.	3-Point FG	3-Point FGA	3-Point Pct.	Free Throws FT	Free Throws FTA	Free Throws Pct.	Off.	Rebounds Def.	Rebounds Tot.	Avg.	PF	FO	Ast.	TO	Blk	Stl	Pts.	Avg.
2011-12	34	9	879	25.9	129	288	.448	35	113	.310	90	119	.756	39	73	112	3.3	34	0	21	30	3	35	383	11.3
2012-13	34	15	929	27.3	136	356	.382	33	121	.273	155	186	.833	36	96	132	3.9	28	0	29	57	3	28	460	13.5
TOTAL	68	24	1808	26.6	265	644	.411	68	234	.291	245	305	.803	75	169	244	3.6	62	0	50	87	6	63	843	12.4

Miami	GP	GS	Min.	Avg.	FG	FGA	Pct.	3-Point FG	3-Point FGA	3-Point Pct.	Free Throws FT	Free Throws FTA	Free Throws Pct.	Off.	Rebounds Def.	Rebounds Tot.	Avg.	PF	FO	Ast.	TO	Blk	Stl	Pts.	Avg.
2014-15	38	38	1278	33.6	192	397	.484	54	151	.358	112	136	.824	32	146	178	4.7	59	0	74	49	7	34	550	14.5
2015-16	30	29	970	32.3	146	295	.495	46	118	.390	132	155	.852	16	80	96	3.2	51	0	51	33	9	30	470	15.7
TOTAL	68	67	2248	33.1	338	692	.488	100	269	.372	244	291	.838	48	226	274	4.0	110	0	125	82	16	64	1020	15.0

McCLELLAN 2015-16		TOTAL					3-PTS			FREE THROWS			REBOUNDS													
Opponent	Date	GS	Min	FG	FGA	Pct	3FG	FGA	Pct	FT	FTA	Pct	Off	Def	Tot	Avg	PF	FO	A	TO	Blk	Stl	Pts	Avg		
UTRGV	11-13-15	*	29	6	10	.600	2	4	.500	4	4	1.000	1	3	4	4.0	3	0	1	1	0	1	18	18.0		
LOUISIANA	11-16-15	*	34	6	9	.667	2	4	.500	2	3	.667	2	3	5	4.5	2	0	2	1	1	3	16	17.0		
vs Mississippi State	11-19-15	*	32	5	10	.500	2	3	.667	6	6	1.000	0	0	0	3.0	1	0	4	0	0	2	18	17.3		
vs Utah	11-20-15	*	29	10	12	.833	3	5	.600	4	4	1.000	0	4	4	3.3	2	0	0	1	0	1	27	19.8		
vs Butler	11-22-15	*	29	2	6	.333	2	5	.400	2	2	1.000	0	2	2	3.0	2	0	2	1	0	1	8	17.4		
NORTHEASTERN	11-27-15	*	32	8	12	.667	1	3	.333	1	1	1.000	0	1	1	2.7	3	0	1	0	0	1	18	17.5		
at Nebraska	12-01-15	*	43	3	8	.375	1	2	.500	7	9	.778	2	2	4	2.9	2	0	0	2	0	1	14	17.0		
CHARLOTTE	12-05-15	*	21	2	4	.500	1	1	1.000	3	4	.750	1	1	2	2.8	2	0	5	3	0	0	8	15.9		
FLORIDA	12-08-15	*	37	7	12	.583	3	4	.750	7	8	.875	1	4	5	3.0	0	0	1	1	0	1	24	16.8		
CO. OF CHARLESTON	12-19-15	*	28	4	9	.444	0	3	.000	6	7	.857	0	3	3	3.0	1	0	1	1	0	1	14	16.5		
at La Salle	12-22-15	*	26	5	8	.625	2	3	.667	2	2	1.000	1	1	2	2.9	1	0	6	0	0	1	14	16.3		
PRINCETON	12-29-15	*	29	2	9	.222	0	3	.000	2	2	1.000	0	2	2	2.8	1	0	0	2	1	0	6	15.4		
SYRACUSE	01-02-16	*	38	5	11	.455	0	6	.000	12	14	.857	1	4	5	3.0	1	0	0	1	2	3	22	15.9		
FLORIDA STATE	01-09-16	*	34	7	11	.636	2	5	.400	5	6	.833	0	5	5	3.1	2	0	2	1	0	1	21	16.3		
at Virginia	01-12-16	*	32	4	12	.333	1	5	.200	4	5	.800	1	0	1	3.0	3	0	1	1	0	1	13	16.1		
at Clemson	01-16-16	*	39	5	8	.625	2	4	.500	2	2	1.000	1	4	5	3.1	3	0	2	4	0	1	14	15.9		
at Boston College	01-20-16	*	37	7	14	.500	2	3	.667	3	4	.750	1	4	5	3.2	2	0	1	2	0	3	19	16.1		
WAKE FOREST	01-23-16	*	33	3	10	.300	0	3	.000	8	8	1.000	1	5	6	3.4	2	0	5	3	0	3	14	16.0		
DUKE	01-25-16	*	33	8	12	.667	1	3	.333	4	6	.667	0	2	2	3.3	2	0	3	1	1	0	21	16.3		
at NC State	01-30-16	*	31	5	14	.357	2	9	.222	6	6	1.000	0	4	4	3.4	4	0	2	1	1	0	18	16.4		
NOTRE DAME	02-03-16	*	33	5	6	.833	2	2	1.000	0	0	.000	0	5	5	3.4	0	0	3	1	0	0	12	16.1		
at Georgia Tech	02-07-16	*	35	7	9	.778	2	2	1.000	6	8	.750	0	2	2	3.4	3	0	0	0	1	0	22	16.4		
Pittsburgh	02-09-16	*	35	3	7	.429	2	5	.400	2	2	1.000	0	1	1	3.3	1	0	0	1	1	0	10	16.1		
at Florida State	02-14-16	*	33	4	14	.286	3	9	.333	9	10	.900	1	3	4	3.3	2	0	2	0	0	1	20	16.3		
VIRGINIA TECH	02-17-16	*	24	3	5	.600	1	2	.500	4	4	1.000	0	2	2	3.2	4	0	0	1	0	1	11	16.1		
at North Carolina	02-20-16	*	18	2	4	.500	1	1	1.000	5	6	.833	1	2	3	3.2	0	0	0	0	0	0	10	15.8		
VIRGINIA	02-22-16	*	37	3	10	.300	3	6	.500	2	4	.500	0	2	2	3.2	0	0	2	0	0	1	11	15.7		
LOUISVILLE	02-27-16	*	35	3	9	.333	0	2	.000	7	9	.778	0	2	2	3.1	1	0	2	1	0	2	13	15.6		
at Notre Dame	03-02-16	*	38	5	11	.455	2	5	.400	5	5	1.000	1	5	6	3.2	1	0	0	1	0	0	17	15.6		
at Virginia Tech	03-05-16	*	36	7	19	.368	1	6	.167	2	4	.500	0	2	2	3.2	0	0	3	1	1	0	17	15.7		



Junior | Guard | 6-6 | 160

Las Vegas, Nev. | San Jose State | Bishop Gorman HS

1

- Favorites: Food: Surf and turf. Athlete: Kobe Bryant. Professional teams: Lakers, Timberwolves, Raiders. Midnight snack: Cereal. Ice Cream: Chocolate. Cereal: Cinnamon Toast Crunch. Movie: More than a Game. TV Show: Fresh Prince of Bel Air. Musical Artist: Lil Wayne. Place on Campus: The gym.

Will sit out the 2015-16 season after transferring from San Jose State in August, 2015.

Led Spartans in scoring for second-straight season at 13.9 points per game ... Averaged 3.3 rebounds, 1.1 assists and 32.3 minutes over 27 games ... Scored in double-figures 21 times ... Led team in scoring in 15 games ... Five 20-point performances ... Season-high 27 points versus San Diego State (1/21) ... Season-high 10 rebounds to go along with 23 points at Wyoming (2/14) ... Splashed in 59 three-point baskets moving him into third all-time at San José State with 134 ... Multiple threes in 19 games ... Scored 26 points and matched a career-high for made threes in a game with six at Air Force (1/7) ... Third in the conference during Mountain West play at 2.5 made threes per game ... Career-high five assists versus Utah State (2/14) ... Shot free throws at 79.6 percent ... 20 points at UC Davis (12/3) ... 22 points versus Saint Katherine (12/9) ... Recorded two steals in three different games.

2013-14				2014-15			
Opposition	P	R	A	Opposition	P	R	A
at Santa Clara	15	2	1	Bethesda	17	3	2
vs. Milwaukee	17	6	0	Portland	5	2	2
at Northern Illinois	11	3	1	Pepperdine	9	2	2
vs. James Madison	18	3	1	at Cal State Fullerton	11	2	0
at Pepperdine	14	1	2	vs. Washington	15	2	0
Cal State Fullerton	17	4	2	vs. Western Michigan	7	2	0
at Portland	23	3	0	vs. Princeton	0	0	0
at Weber State	17	1	1	at UC Davis	20	1	1
at Houston	21	1	0	Santa Clara	15	1	1
UC Davis	28	3	0	Saint Katherine	22	6	2
Westminster	8	2	0	Wyoming	13	5	2
Pacific	19	7	0	at Air Force	26	4	0
Nevada	5	1	1	at UNLV	3	2	0
at Utah State	20	2	1	Fresno State	16	3	0
Colorado State	28	5	0	Colorado State	12	3	1
New Mexico	16	3	1	at Boise State	13	1	1
at Air Force	12	2	1	Air Force	11	1	2
at Wyoming	2	6	2	at New Mexico	15	3	0
San Diego State	5	3	0	at Fresno State	16	2	4
at Boise State	0	0	0	Nevada	10	3	1
UNLV	13	3	1	at Wyoming	23	10	0
at New Mexico	15	3	3	Utah State	12	6	5
at Fresno State	13	6	1	San Diego State	27	4	0
Air Force	5	2	0	at Colorado State	18	3	1
Wyoming	0	0	0	at Nevada	6	3	1
at Nevada	11	5	1	Boise State	17	6	2
at San Diego State	14	2	0	UNLV	16	8	2
Utah State	5	1	2				
at Colorado State	6	1	0				
Fresno State	17	5	1				
vs. Boise State	13	5	1				

Points

Career: 28 (2x) last vs. Colorado State, 1/8/14

Rebounds

Career: 10, at Wyoming, 2/14/15

Assists

Career: 5, San Diego State, 2/21/15

Steals

Career: 2 (7x) last at Wyoming, 2/14/15

Blocked Shots

Career: 1 (4x) last at Wyoming, 2/14/15

Field Goals

Career: 10, at Air Force, 1/7/15

Field Goal Attempts

Career: 21, Fresno State, 3/8/14

Free Throws

Career: 9, Colorado State, 1/8/14

Free Throw Attempts

Career: 12, Colorado State, 1/8/14

3-Point Field Goals

Career: 6 (3x), last at Air Force, 1/7/15

3-Point Field Goal Attempts

Career: 13, UC Davis, 12/18/13

Foul Disqualifications

Career: 0

Minutes

Career: 42, UC Davis, 12/18/13

Played in all 31 games and started three - at Weber State and against Fresno State and Boise State ... One of first players off bench ... Averaged team-best 13.2 points per game and 2.9 rebounds per game ... Set Mountain West freshman record for three pointers made in season at 75 ... Second-highest single-season three-pointers made and fourth-high three-pointers attempted at San José State ... Scored in double figures in 22 games ... 408 points on the season ... 20+ points in five games ... Scored a season-high 28 points in three-overtime win against UC Davis and 28 points against Colorado State ... Hit season-best six three-pointers against UC Davis and at Utah State ... Added 23 points at Portland, 21 points at Houston and 20 at Utah State ... Led team in scoring in 16 games ... Attempted at least 10 shots in 20 games ... Made at least one three-pointer in 12 straight games and 28 of 31 games ... Made 75 of 190 three-point attempts ... Shot 81.3 percent from free throw line ... Grabbed seven rebounds against Pacific and six rebounds against Milwaukee and at Wyoming and Fresno State ... Dished out at least one assist in 17 games ... Three assists at New Mexico ... Two steals at Northern Illinois, against James Madison and at Utah State and Air Force.

Played at Bishop Gorman High School in Las Vegas ... Averaged 19 points senior year and led team to 29-3 record ... Team finished No. 15 in USA Today and ESPN polls ... Team won back-to-back Division I state championships ... Averaged 4.2 rebounds and 2.3 assists senior year.

Born January 6, 1994, in Las Vegas ... Son of Faye Muhammad, former point guard and track star at Long Beach State, and Ronald Muhammad, former point guard for USC ... Younger brother of Shabazz Muhammad, former UCLA player who is currently with Minnesota Timberwolves ... Sister, Asia, is a professional tennis player ... Uncle, Stephone Paige, played nine seasons in the NFL ... Aunt, Robin Paige, was four-year starter for Cal State Fullerton ... Majoring in sociology.

MUHAMMAD SAN JOSE STATE STATISTICS								3-Point			Free Throws			Rebounds				Scoring							
Season	GP	GS	Min.	Avg.	FG	FGA	Pct.	FG	FGA	Pct.	FT	FTA	Pct.	Off.	Def.	Tot.	Avg.	PF	FO	Ast.	TO	Bk	Stl	Pts.	Avg.
2013-14	31	3	873	28.2	121	332	.364	75	190	.395	91	112	.813	20	71	91	2.9	53	0	24	52	1	14	408	13.2
2014-15	27	22	871	32.3	119	312	.381	59	164	.360	78	98	.796	17	71	88	3.3	48	0	31	38	3	18	375	13.9
Totals	58	25	1744	30.1	240	644	.373	134	354	.379	169	210	.805	37	142	179	3.1	101	0	55	90	4	32	783	13.5



KAMARI MURPHY

R-Junior | Forward | 6-8 | 220

Brooklyn, N.Y. | Oklahoma State | IMG | Lincoln HS

21

Murphy Season / Career Highs

Points

Season: 11 (2x) last vs. Notre Dame, 2/3/16
Career: 13 at Virginia Tech, 12/1/12
ACC: 11, vs. Notre Dame, 2/3/16

Rebounds

Season: 11, vs. Virginia, 2/22/16
Career: 13 vs. Oklahoma, 2/15/14
ACC: 11, vs. Virginia, 2/22/16

Assists

Season: 2, vs. Wake Forest, 1/23/16
Career: 3 (2x) last vs. Robert Morris, 12/30/13
ACC: 2, vs. Wake Forest, 1/23/16

Steals

Season: 1 (10x) last at Virginia Tech, 3/5/16
Career: 3 vs. Texas, 1/8/14
ACC: 1 (8x) last at Virginia Tech, 3/5/16

Blocked Shots

Season: 3, vs. Charleston, 12/19/15
Career: 4 (3x) last vs. Texas, 1/8/14
ACC: 2 (3x) last at Virginia Tech, 3/5/16

Field Goals

Season: 5 (2x) last vs. Princeton, 12/29/15
Career: 6 at Virginia Tech, 12/1/12
ACC: 4 (3x) last at Virginia Tech, 3/5/16

Field Goal Attempts

Season: 9, vs. Wake Forest, 1/23/16
Career: 11 vs. Gonzaga, 3/21/14
ACC: 9, vs. Wake Forest, 1/23/16

Free Throws

Season: 5, vs. Notre Dame, 2/3/16
Career: 5, vs. Notre Dame, 2/3/16
ACC: 5, vs. Notre Dame, 2/3/16

Free Throw Attempts

Season: 5, vs. Notre Dame, 2/3/16
Career: 6 vs. Texas Tech, 1/19/13
ACC: 5, vs. Notre Dame, 2/3/16

3-Point Field Goals

Season: --
Career: 1 (2x) last vs. Central Ark., 12/16/12
ACC: --

3-Point Field Goal Attempts

Season: 1 (7x) last at North Carolina, 2/20/16
Career: 1 (11x) last at North Carolina, 2/20/16
ACC: 1 (4x) last at North Carolina, 2/20/16

Minutes

Season: 34, vs. Florida, 12/8/15
Career: 41, at Iowa State, 3/8/14
ACC: 33, vs. Virginia, 2/22/16

- First name pronounced Kuh-mar-EE.
- Explosive athlete with pogo-stick type hops.
- Versatile defender who can guard positions 1-5.
- Excellent rebounder at both ends of the court.
- Great straight-line driver.
- Treats practice like games, competing hard and wanting to win drills.
- Focused on increasing skill level to become a consistent perimeter shooter and gain a proficient inside-outside game.
- Transferred from Oklahoma State in fall of 2014. Sat out 2014-15 season due to NCAA transfer rules.
- Led Cowboys in total rebounds and total blocks as a sophomore.
- Spent post-graduate year at IMG Academy in Bradenton, Fla.
- Graduated from Lincoln High School in Brooklyn, N.Y., same school that produced Stephon Marbury, Sebastian Telfair and Lance Stephenson.
- Also played football for two seasons in high school.

- Favorites: Food: Soul food and baked mac & cheese. Movies: Gone in 60 Seconds. TV Show: Family Feud. Pro athlete: LeBron James. Pro Teams: Patriots, Jets, Rockets. Advice received: Life is not a sprint, it is a marathon. Ice cream flavor: Butter pecan. Midnight snack: Peanut butter sandwich. Class at UM: Sign language.
- Biggest fear: Bugs. Why UM: Coach L. Started playing basketball: Age 10.

As a Junior at Miami (2014-15): Sat out due to NCAA transfer rules.

As a Sophomore at Oklahoma State (2013-14): Led Cowboys in total rebounds pulling down 199 for the season, as well as blocks with total of 40, despite missing the season opener vs MVSU ... Eighth in blocks per game (1.3 bpg) and 15th in rebounding in Big 12.

High School: Ranked No. 10 on HoopScoop.com's list of top fifth-year players in 2012 ... Spent post-graduate year at IMG Academy in Bradenton, Fla., and was starting forward for IMG ... Averaged 20 points, 10 rebounds and three assists for team that finished 28-2 against prep schools and was ranked among the top-five nationally ... Graduated from Lincoln High School in Brooklyn, N.Y. -- same school that produced Stephon Marbury, Sebastian Telfair and Lance Stephenson ... Team captain junior and senior seasons under head coach Dwayne Morton ... Averaged 17 points and more than 10 rebounds per game as senior ... Helped lead Railsplitters to PSAL Class-AA title game as senior and Brooklyn regular-season crown and borough title ... Ranked as No. 6 player in state of New York in 2011 according to HoopScoop ... Listed as one of four "standout players" at Super 16 Showcase in Hartford, Conn., in July of 2011 ... Also played football for two seasons in high school ... Recruited by UConn, Miami, Missouri, Louisville, Virginia, Virginia Tech, St. Johns, Rutgers, Florida and Florida State.

Personal: Born Kamari Michael Murphy on Dec. 14, 1993 ... First name pronounced Kuh-mar-EE ... Son of Michael Murphy and Kemel and Kaheem Draper ... Second oldest of six boys: Jacori, Kusamae, Maalik, Mikwan and Kieron ... Will graduate in May with B.A. in sociology ... Enjoys swimming, playing volleyball and football, and playing video games in his spare time.

MURPHY CAREER STATISTICS

OSU	GP	GS	Min.	Avg.	FG	FGA	Pct.	FG	FGA	Pct.	FT	FTA	Pct.	Off.	Def.	Tot.	Avg.	PF	FO	Ast.	TO	Blk	Stl	Pts.	Avg.
2012-13	33	15	596	18.1	53	115	.461	2	4	.500	18	35	.514	52	78	130	3.9	73	2	21	35	20	8	126	3.8
2013-14	33	21	855	25.9	82	153	.536	0	0	.000	36	63	.571	63	144	207	6.3	113	10	23	38	41	17	200	6.1
Totals	66	36	1451	22.0	135	268	.504	2	4	.500	54	98	.551	115	222	337	5.1	186	12	44	73	61	25	326	4.9

Miami	GP	GS	Min.	Avg.	FG	FGA	Pct.	FG	FGA	Pct.	FT	FTA	Pct.	Off.	Def.	Tot.	Avg.	PF	FO	Ast.	TO	Blk	Stl	Pts.	Avg.
2015-16	27	23	646	23.9	64	131	.489	0	7	.000	20	35	.571	42	117	159	5.9	52	0	13	22	22	10	148	5.5

MURPHY 2015-16		Date	GS	Min	TOTAL			3-PTS			FREE THROWS			REBOUNDS				PF	FO	A	TO	Blk	Stl	Pts	Avg
Opponent					FG	FGA	Pct	3FG	FGA	Pct	FT	FTA	Pct	Off	Def	Tot	Avg								
vs Utah		11-20-15		17	1	4	.250	0	0	.000	1	2	.500	1	0	1	1.0	2	0	1	0	0	1	2	2.0
vs Butler		11-22-15		12	2	3	.667	0	0	.000	1	2	.500	1	3	4	2.5	4	0	0	0	0	0	5	3.5
NORTHEASTERN		11-27-15		17	1	2	.500	0	0	.000	0	0	.000	1	5	6	3.7	3	0	0	2	1	0	2	3.0
at Nebraska	*	12-01-15		29	5	6	.833	0	0	.000	0	0	.000	1	4	5	4.0	4	0	0	2	1	0	10	4.8
CHARLOTTE	*	12-05-15		22	4	8	.500	0	0	.000	3	4	.750	1	6	7	4.6	1	0	1	0	2	1	11	6.0
FLORIDA	*	12-08-15		34	3	7	.429	0	1	.000	2	4	.500	2	4	6	4.8	4	0	1	1	1	0	8	6.3
CO. OF CHARLESTON	*	12-19-15		22	2	6	.333	0	1	.000	0	0	.000	0	6	6	5.0	2	0	0	2	3	0	4	6.0
at La Salle	*	12-22-15		25	3	6	.500	0	0	.000	0	0	.000	2	8	10	5.6	2	0	1	0	1	0	6	6.0
PRINCETON	*	12-29-15		30	5	7	.714	0	1	.000	0	0	.000	1	4	5	5.6	0	0	1	1	2	0	10	6.4
SYRACUSE	*	01-02-16		25	4	5	.800	0	0	.000	0	0	.000	2	6	8	5.8	2	0	1	1	2	1	8	6.6
FLORIDA STATE	*	01-09-16		27	2	6	.333	0	1	.000	1	2	.500	1	5	6	5.8	2	0	1	1	0	0	5	6.5
at Virginia	*	01-12-16		17	0	2	.000	0	1	.000	0	0	.000	1	2	3	5.6	4	0	0	2	1	1	0	5.9
at Clemson	*	01-16-16		23	3	7	.429	0	0	.000	1	2	.500	3	3	6	5.6	2	0	1	0	0	0	7	6.0
at Boston College	*	01-20-16		20	3	4	.750	0	0	.000	0	3	.000	1	5	6	5.6	1	0	0	0	1	1	6	6.0
WAKE FOREST	*	01-23-16		24	2	9	.222	0	0	.000	0	0	.000	4	3	7	5.7	3	0	2	0	0	1	4	5.9
DUKE	*	01-25-16		29	2	4	.500	0	0	.000	0	0	.000	1	4	5	5.7	3	0	0	1	2	0	4	5.8
at NC State	*	01-30-16		24	2	6	.333	0	1	.000	0	0	.000	0	4	4	5.6	1	0	0	1	0	0	4	5.6
NOTRE DAME	*	02-03-16		17	3	4	.750	0	0	.000	5	5	1.000	1	1	2	5.4	0	0	0	2	0	1	11	5.9
at Georgia Tech	*	02-07-16		23	4	5	.800	0	0	.000	2	2	1.000	1	2	3	5.3	1	0	0	2	0	0	10	6.2
Pittsburgh	*	02-09-16		28	1	5	.200	0	0	.000	2	3	.667	2	6	8	5.4	2	0	0	1	0	1	4	6.1
at Florida State	*	02-14-16		23	2	3	.667	0	0	.000	0	0	.000	2	7	9	5.6	1	0	0	1	1	0	4	6.0
VIRGINIA TECH	*	02-17-16		29	2	3	.667	0	0	.000	2	4	.500	2	8	10	5.8	2	0	0	1	1	1	6	6.0
at North Carolina	*	02-20-16		21	1	6	.167	0	1	.000	0	2	.000	1	4	5	5.7	0	0	1	0	0	0	2	5.8
VIRGINIA	*	02-22-16		33	2	4	.500	0	0	.000	0	0	.000	3	8	11	6.0	0	0	1	0	0	0	4	5.7
LOUISVILLE	*	02-27-16		17	0	1	.000	0	0	.000	0	0	.000	3	0	3	5.8	1	0	0	0	0	0	0	5.5
at Notre Dame	*	03-02-16		27	1	3	.333	0	0	.000	0	0	.000	2	5	7	5.9	1	0	1	1	1	0	2	5.3
at Virginia Tech	*	03-05-16		31	4	5	.800	0	0	.000	1	2	.500	2	4	6	5.9	4	0	0	0	2	1	9	5.5

Sophomore | Guard | 6-2 | 180

Philadelphia, Pa. | Neumann-Goretti HS

0

Points

Rebounds
Season: 7, vs. Charleston, 12/19/15
Career: 7, vs. Charleston, 12/19/15
ACC: 5 (2x) last vs. Duke, 1/25/16

Assists

Season: 6, vs. Charlotte, 12/5/15
Career: 6, vs. Charlotte, 12/5/15
ACC: 5 (2x) last vs. Duke, 1/25/16

Steals

Season: 4 (2x) last at NC State, 1/30/16
Career: 4 (2x) last at NC State, 1/30/16
ACC: 4. at NC State, 1/30/16

Blocked Shots

Season: 1 (4x) last vs. Virginia, 2/22/16
Career: 1 (8x) last vs. Virginia, 2/22/16
ACC: 1 (3x) last vs. Virginia, 2/22/16

Field Goals

Season: 6 (4x) last vs. Notre Dame, 2/3/16
Career: 6 (5x) last vs. Notre Dame, 2/3/16
ACC: 6 (4x) last vs. Notre Dame, 2/3/16

Field Goal Attempts

Season: 13, at NC State, 1/30/16
Career: 13, at NC State, 1/30/16
ACC: 13, at NC State, 1/30/16

Free Throws

Free Throws
Season: 9, vs. Charlotte, 12/5/15
Career: 9, vs. Charlotte, 12/5/15
ACC: 7, vs. Wake Forest, 1/23/16

Free Throw Attempts

Season: 10 (2x) last vs. Syracuse, 1/2/16
Career: 10, vs. Syracuse, 1/2/16
ACC: 10, vs. Syracuse, 1/2/16

3-Point Field Goals

Season: 2, vs. Syracuse, 1/2/16
Career: 2 (2x) last vs. Syracuse, 1/2/16
ACC: 2, vs. Syracuse, 1/2/16

3-Point Field Goal Attempts

Season: 2 (6x) last at NC State, 1/30/16
Career: 2 (9x) last at NC State, 1/30/16
ACC: 2 (5x) last at NC State, 1/30/16

Minutes

Season: 27 (2x) last at Georgia Tech, 2/7/16
Career: 33, at Pittsburgh, 3/4/15
ACC: 33, at Pittsburgh, 3/4/15

2014-15			
Opposition	P	R	A
Howard	8	0	1
at Florida	5	1	3
vs Drexel	7	0	1
vs Akron	4	1	1
vs Charlotte	3	0	1
at Charlotte	3	0	0
South Alabama	5	1	0
Illinois	0	2	1
Green Bay	0	0	0
Savannah State	2	0	0
Eastern Kentucky	2	2	3
vs Providence	3	0	0
Charleston	6	0	0
Virginia	0	1	1
at Duke	4	2	3
at Notre Dame	16	2	0
NC State	0	0	1
at Syracuse	3	0	0
Georgia Tech	3	0	0
at Florida State	2	0	1
Louisville	3	1	1
Clemson	1	0	0
at Wake Forest	5	0	2
at Boston College	0	0	0
Virginia Tech	0	0	1
North Carolina	10	4	0
at Virginia	4	3	0
at Virginia Tech	8	4	0
vs Virginia Tech	0	3	0
vs Notre Dame	1	0	0
Alabama	1	1	2
at Richmond	11	5	2
vs Temple	9	4	2
vs Stanford	10	5	2

- First name pronounced Juh-Quan.
 - Competitor with a real feel for the game. Fearless and relentless. Passionate and energetic.
 - Knack for getting in the lane off the dribble, then makes good decisions in the lane: floater, pass, dribble.
 - Improved defensively and can play multiple positions, on and off of the ball.
 - Getting stronger daily.
 - Tremendous ability to finish 8-feet and in. Working to become a better 3-point shooter.
 - Ranked No. 58 in ESPN's Top 100.
 - Ranked No. 1 in the state and is the 12th-best PG in the country by ESPN.
 - Scored 1,972 career points in high school.
 - Leading scorer in both the history of the Catholic School League in Philadelphia and in Neumann-Goretti history. Owns three PIAA state titles.
 - Mother passed away March 2014 after three-year battle with breast cancer, one day prior to state championship game in which Newton scored 33 points.
 - Played on Cherashore Playground basketball court at 10th and Olney in Philadelphia. Played in the Chosen League.
 - Father, Joe Newton, was NABC Division II national player of the year out of the University of Central Oklahoma.
- Favorites: Food: Fried chicken. Movie: Friday. Pro athlete: LeBron James. Subject in school: Math. Ice cream flavor: Vanilla. Cartoon: Tom and Jerry. Player when I was a kid: Allen Iverson.
- Why UM: Style of play and city of Miami. Ideal job after hoops: Coach.

As a Freshman (2014-15): Started three games, playing in 34, as a true freshman ... Scored in double digits four times ... Dished at least three assists eight times ... Grabbed 14 rebounds in last three games after just 29 boards the first 31 outings ... In ACC play averaged 3.9 points, 1.6 assists, 1.0 rebounds in 13.5 minutes per game ... In four NIT games, averaged 7.8 points, 3.8 rebounds, 2.0 assists in 22.3 minutes ... Missed game vs. NC Central due to injury ... Against Stanford in NIT championship game, knocked down two of four total 3-pointers for season.

High School: Ranked No. 58 in ESPN's Top 100 ... Ranked No. 1 in the state and is the 12th-best PG in the country by ESPN ... Catholic League MVP ... All-Catholic League First Team ... Led team with 21.7 points per game ... Scored 1,972 career points in high school ... Guided the Saints to 22-4 record and sixth-straight Catholic League Championship ... Scored 15 of his 23 points in second half to seal the victory ... Started four-straight years in Catholic League Championship game ... Leading scorer in both the history of the Catholic School League in Philadelphia and in Neumann-Goretti history ... Secured a double-double with 14 points and 10 rebounds in first round of the Pennsylvania Interscholastic Athletic Association playoffs ... Scored 33 points and go-ahead bucket in overtime to win PIAA Class AAA Championship ... Consensus Top 60 player ... Averaged 18.0 points as a junior.

Personal: Born Ja'Quan Naasir Newton on August 23, 1995 in Philadelphia ... First name pronounced Juh-Quan ... Son of the late Lisa Brown, and Joe Newton, the NABC Division II national player of the year out of the University of Central Oklahoma ... Brother to Cary Rudd and Miing Newton ... Mother passed away March 2014 after three-year battle with breast cancer, one day prior to state championship game in which Newton scored 33 points ... NBPA Top 100 Camp ... LeBron James Skills Academy ... Played AAU ball for Team Final, the same squad as Miami teammate Davon Reed ... Also recruited by UCLA, Texas A&M and Minnesota ... Undeclared arts and sciences major.

NEWTON CAREER STATISTICS										3-Point			Free Throws			Rebounds				Scoring							
Season	GP	GS	Min.	Avg.	FG	FGA	Pct.	FG	FGA	Pct.	FT	FTA	Pct.	Off.	Def.	Tot.	Avg.	PF	FO	Ast.	TO	Blk	Stl	Pts.	Avg.		
2014-15	34	3	459	13.5	45	111	.405	4	10	.400	41	64	.641	8	35	43	1.3	34	0	47	39	4	8	135	4.0		
2015-16	26	1	579	22.3	93	199	.467	9	25	.360	88	121	.727	13	53	66	2.5	38	0	64	54	4	23	283	10.9		
TOTAL	60	4	1038	17.3	138	310	.445	13	35	.371	129	185	.697	21	88	109	1.8	72	0	111	93	8	31	418	7.0		

NEWTON 2015-16		TOTAL					3-PTS		FREE THROWS			REBOUNDS													
Opponent	Date	GS	Min	FG	FGA	Pct	3FG	FGA	Pct	FT	FTA	Pct	Off	Def	Tot	Avg	PF	F0	A	TO	Blk	Stl	Pts	Avg	
UTRGV	11-13-15		23	3	6	.500	0	1	.000	5	7	.714	0	2	2	2.0	0	0	1	3	0	1	11	11.0	
LOUISIANA	11-16-15		15	5	6	.833	0	0	.000	1	2	.500	0	0	0	1.0	1	0	5	2	0	0	11	11.0	
vs Mississippi State	11-19-15		24	5	10	.500	0	2	.000	5	8	.625	0	2	2	1.3	2	0	5	2	0	2	15	12.3	
vs Utah	11-20-15		22	1	8	.125	0	0	.000	3	4	.750	0	1	1	1.3	1	0	1	1	0	1	5	10.5	
vs Butler	11-22-15		23	5	12	.417	0	1	.000	7	8	.875	0	1	1	1.2	1	0	3	1	1	2	17	11.8	
NORTHEASTERN	11-27-15		20	5	7	.714	1	1	1.000	2	3	.667	1	1	2	1.3	4	0	1	2	0	1	13	12.0	
at Nebraska	12-01-15		20	3	6	.500	0	2	.000	4	5	.800	0	2	2	1.4	1	0	2	2	0	0	10	11.7	
CHARLOTTE	12-05-15	*	26	2	5	.400	1	2	.500	9	10	.900	0	4	4	1.8	1	0	6	1	0	0	14	12.0	
FLORIDA	12-08-15		19	0	2	.000	0	0	.000	3	4	.750	0	1	1	1.7	1	0	3	3	0	0	3	11.0	
CO. OF CHARLESTON	12-19-15		23	6	8	.750	1	2	.500	7	9	.778	1	6	7	2.2	1	0	2	3	0	4	20	11.9	
at La Salle	12-22-15		21	5	10	.500	0	0	.000	0	1	.000	0	2	2	2.2	0	0	3	1	0	1	10	11.7	
PRINCETON	12-29-15		22	5	8	.625	0	0	.000	3	3	1.000	1	3	4	2.3	1	0	4	1	1	0	13	11.8	
SYRACUSE	01-02-16		24	3	5	.600	2	2	1.000	6	10	.600	1	3	4	2.5	3	0	2	2	0	2	14	12.0	
FLORIDA STATE	01-09-16		21	6	10	.600	0	1	.000	1	1	1.000	0	1	1	2.4	2	0	4	2	0	1	13	12.1	
at Virginia	01-12-16		19	2	5	.400	0	1	.000	2	3	.667	1	4	5	2.5	0	0	1	2	0	0	6	11.7	
at Clemson	01-16-16		24	2	8	.250	1	1	1.000	3	4	.750	2	2	4	2.6	0	0	1	3	0	0	8	11.4	
at Boston College	01-20-16		21	4	7	.571	0	2	.000	4	4	1.000	0	4	4	2.7	3	0	2	3	0	0	12	11.5	
WAKE FOREST	01-23-16		25	5	10	.500	1	1	1.000	7	9	.778	1	0	1	2.6	3	0	1	2	0	0	18	11.8	
DUKE	01-25-16		23	6	11	.545	0	0	.000	3	4	.750	2	3	5	2.7	1	0	5	2	0	0	15	12.0	
at NC State	01-30-16		27	4	13	.308	1	2	.500	1	2	.500	1	1	2	2.7	4	0	2	2	0	4	10	11.9	
NOTRE DAME	02-03-16		26	6	10	.600	0	1	.000	0	1	.000	0	1	1	2.6	0	0	2	2	0	1	12	11.9	
at Georgia Tech	02-07-16		27	5	11	.455	1	1	1.000	3	3	1.000	1	3	4	2.7	2	0	2	2	0	2	14	12.0	
Pittsburgh	02-09-16		18	1	5	.200	0	1	.000	1	2	.500	0	1	1	2.6	1	0	1	3	0	0	3	11.6	
at Florida State	02-14-16		26	1	3	.333	0	0	.000	5	8	.625	0	4	4	2.7	2	0	2	4	1	0	7	11.4	
VIRGINIA TECH	02-17-16		DNP - medical condition																						
at North Carolina	02-20-16		23	1	8	.125	0	1	.000	1	2	.500	1	0	1	2.6	3	0	1	3	0	0	3	11.1	
VIRGINIA	02-22-16		17	2	5	.400	0	0	.000	2	4	.500	0	1	1	2.5	0	0	2	0	1	1	6	10.9	
LOUISVILLE	02-27-16		DNP - violation of team rules																						
at Notre Dame	03-02-16		DNP - violation of team rules																						
at Virginia Tech	03-05-16		DNP - violation of team rules																						



JAMES PALMER

Sophomore | Guard | 6-5 | 202

Washington, D.C. | St. John's College HS

12

Palmer Season / Career Highs

Points

Season: 14, vs. Mississippi State, 11/19
Career: 17, at Virginia Tech, 3/7/15
ACC: 17, at Virginia Tech, 3/7/15

Rebounds

Season: 6, vs. UTRGV, 11/13/15
Career: 6, vs. UTRGV, 11/13/15
ACC: 5, at Virginia Tech, 3/5/16

Assists

Season: 3 (3x) last at Virginia Tech, 3/5/16
Career: 3 (6x) last at Virginia Tech, 3/5/16
ACC: 3 (3x) last at Virginia Tech, 3/5/16

Steals

Season: 2 (3x) last vs. Pittsburgh, 2/9/16
Career: 2 (3x) last vs. Pittsburgh, 2/9/16
ACC: 2 (3x) last vs. Pittsburgh, 2/9/16

Blocked Shots

Season: 1 (4x) last at Virginia Tech, 3/5/16
Career: 1 (13x) last at Virginia Tech, 3/5/16
ACC: 1 (5x) last at Virginia Tech, 3/5/16

Field Goals

Season: 6, vs. Mississippi State, 11/19
Career: 5 (2x) last at Virginia Tech, 3/7/15
ACC: 5, at Virginia Tech, 3/7/15

Field Goal Attempts

Season: 9 (2x) last vs. Virginia Tech, 2/17/16
Career: 10, at Virginia Tech, 3/7/15
ACC: 10, at Virginia Tech, 3/7/15

Free Throws

Season: 3 (4x) last vs. Pittsburgh, 2/9/16
Career: 3 (5x) last vs. Pittsburgh, 2/9/16
ACC: 3 (3x) last vs. Pittsburgh, 2/9/16

Free Throw Attempts

Season: 4 (3x) last vs. Duke, 1/25/16
Career: 4 (4x) last vs. Duke, 1/25/16
ACC: 4 (2x) last vs. Duke, 1/25/16

3-Point Field Goals

Season: 2 (4x) last vs. Wake Forest, 1/23/16
Career: 5, at Virginia Tech, 3/7/15
ACC: 5, at Virginia Tech, 3/7/15

3-Point Field Goal Attempts

Season: 4 (2x) last vs. Duke, 1/25/16
Career: 5 (3x) last at Virginia Tech, 3/7/15
ACC: 5 (2x) last at Virginia Tech, 3/7/15

Minutes

Season: 26 (2x) last at Virginia Tech, 3/5/16
Career: 27 (2x) last at Virginia Tech, 3/7/15
ACC: 27, at Virginia Tech, 3/7/15

2014-15			
Opposition	P	R	A
Howard	6	2	2
at Florida	10	0	0
vs Drexel	6	0	0
vs Akron	8	3	0
vs Charlotte	12	2	1
at Charlotte	3	2	0
South Alabama	6	4	3
Illinois	0	0	0
Green Bay	0	0	2
Savannah State	2	1	0
Eastern Kentucky	0	1	0
vs Providence	0	0	2
Charleston	5	2	3
Virginia	0	0	1
Boston College	0	0	0
at Duke	2	2	0
at Notre Dame	11	1	0
NC State	7	0	0
at Syracuse	2	1	1
Georgia Tech	6	2	0
at Florida State	0	1	0
Louisville	3	1	0
Clemson	2	3	0
at Wake Forest	6	3	1
at Boston College	2	3	0
Virginia Tech	8	3	3
at Louisville	0	0	0
Florida State	0	0	0
North Carolina	0	0	0
at Pittsburgh	0	0	0
at Virginia Tech	17	4	1
vs Virginia Tech	2	3	1
vs Notre Dame	2	2	1
NC Central	0	2	1
Alabama	2	0	2
at Richmond	2	1	0
vs Temple	4	4	0
vs Stanford	6	1	0

- Intelligent with a high basketball IQ after playing at a high level in high school and AAU due to good coaching.
- Good body size and is maturing physically and growing into his long limbs.
- Can play positions 1-4.
- Makes tough left- and right-handed layups.
- Good pull-up jumper and can make 3-pointers.
- Enjoys life and has a good sense of humor.
- In Spain in August 2014, shot team best 68 percent from the floor and hit 57 percent (8-15) from distance en route to 11.5 ppg.
- Ranked No. 1 player in the D.C. region, by ESPN.
- Played AAU ball for Team Takeover.

- Favorites: Food: Shrimp. Movie: Next Friday. TV Show: Martin. Pro athlete: Jamal Crawford. Pro Sports Team: Cowboys.
- Midnight snack: Honey Bun, fruit snacks. Class at UM: Acting. Ice cream: Cookies and cream.
- Best advice received: Stay humble, stay hungry. Why UM: Great coaches, playing style and weather. Started playing basketball: Age 7.

As a Freshman (2014-15): Season: Started five of 38 games played ... One of only three Canes to play all 38 games ... Knocked down 5-of-5 from 3-point range at Virginia Tech on his way to season-high 17 points ... Scored in double digits four times ... Hit multiple 3-pointers nine times, including the first five games ... Notched 3-pointer in 11 outings.

High School: Ranked No. 1 player in the D.C. region, by ESPN ... Senior year averaged team-high 15.7 points per game ... Played in D.C. State Athletic Association semifinal ... Led Cadets to 27-4 record ... Helped squad to a 20-win season by averaging 12 points, five rebounds and two assists as a junior ... First team all-conference ... Team captain ... Coached by Sean McAloon at St. John's College HS.

Personal: Born James Alfred Palmer, Jr., on July 31, 1996 in Washington, D.C. ... Son of Diane McFadden and the late James Palmer, Sr. ... Brother to Tijree and Tijisha ... Played AAU ball for Team Takeover ... Also recruited by Memphis, Wake Forest, Rutgers, Cincinnati and Maryland ... Undeclared arts and sciences major.

PALMER CAREER STATISTICS

Season	GP	GS	Min.	Avg.	3-Point			Free Throws			Rebounds				Scoring			
					FG	FGA	Pct.	FT	FTA	Pct.	Off.	Def.	Tot.	Avg.	PF	FO	Ast.	TO
2014-15	38	5	504	13.3	52	126	.413	23	63	.365	15	23	54	1.4	28	0	25	28
2015-16	30	0	372	12.4	37	102	.363	12	43	.279	10	27	37	1.2	17	0	25	14
TOTAL	68	5	876	12.9	89	228	.390	35	106	.330	24	67	91	1.3	45	0	50	42

PALMER 2015-16		TOTAL					3-PTS			FREE THROWS			REBOUNDS													
Opponent	Date	GS	Min	FG	FGA	Pct	3FG	FGA	Pct	FT	FTA	Pct	Off	Def	Tot	Avg	PF	FO	A	TO	Blk	Stl	Pts	Avg		
UTRGV	11-13-15	23	3	7	429	2	4	.500	3	4	.750	1	5	6	6.0	0	0	3	0	0	0	0	11	11.0		
LOUISIANA	11-16-15	11	0	2	.000	0	0	.000	0	0	.000	1	1	2	4.0	1	0	0	0	0	0	0	5.5			
vs Mississippi State	11-19-15	21	6	9	.667	2	3	.667	0	2	.000	0	2	2	3.3	0	0	1	0	0	0	0	14	8.3		
vs Utah	11-20-15	15	2	2	1.000	2	2	1.000	0	0	.000	0	1	1	2.8	1	0	2	1	0	0	0	6	7.8		
vs Butler	11-22-15	11	1	2	.500	0	1	.000	0	0	.000	0	1	1	2.4	2	0	1	0	0	0	0	2	6.6		
NORTHEASTERN	11-27-15	9	1	5	.200	0	1	.000	0	0	.000	0	0	0	2.0	0	0	1	0	0	0	0	2	5.8		
at Nebraska	12-01-15	3	0	0	.000	0	0	.000	0	0	.000	0	0	0	1.7	1	0	0	0	0	0	0	0	5.0		
CHARLOTTE	12-05-15	26	3	8	.375	0	1	.000	1	1	1.000	0	3	3	1.9	0	0	1	2	1	1	7	5.3			
FLORIDA	12-08-15	10	0	3	.000	0	1	.000	0	0	.000	1	0	1	1.8	0	0	1	0	0	0	0	0	4.7		
CO. OF CHARLESTON	12-19-15	19	2	4	.500	0	2	.000	0	2	.000	0	2	2	1.8	0	0	1	2	0	1	4	4.6			
at La Salle	12-22-15	22	1	6	.167	1	3	.333	3	4	.750	1	1	2	1.8	3	0	1	2	0	1	6	4.7			
PRINCETON	12-29-15	9	2	4	.500	1	3	.333	0	0	.000	1	3	4	2.0	1	0	1	1	0	0	5	4.8			
SYRACUSE	01-02-16	8	1	3	.333	0	1	.000	1	1	1.000	1	1	2	2.0	0	0	1	0	0	0	3	4.6			
FLORIDA STATE	01-09-16	4	0	1	.000	0	0	.000	0	0	.000	0	1	1	1.9	0	0	0	1	0	1	0	4.3			
at Virginia	01-12-16	8	0	1	.000	0	0	.000	0	0	.000	0	0	0	1.8	0	0	3	0	0	0	0	4.0			
at Clemson	01-16-16	0	0	0	.000	0	0	.000	0	0	.000	0	0	0	1.7	0	0	0	0	0	0	0	3.8			
at Boston College	01-20-16	10	1	3	.333	0	1	.000	1	2	.500	0	0	0	1.6	1	0	1	0	0	2	3	3.7			
WAKE FOREST	01-23-16	10	2	3	.667	2	2	1.000	1	2	.500	0	0	0	1.5	0	0	0	1	0	2	7	3.9			
DUKE	01-25-16	11	1	5	.200	1	4	.250	3	4	.750	0	0	0	1.4	0	0	0	0	1	1	6	4.0			
at NC State	01-30-16	13	1	1	1.000	0	0	.000	2	2	1.000	0	0	0	1.4	0	0	1	0	0	0	4	4.0			
NOTRE DAME	02-03-16	10	0	3	.000	0	2	.000	0	0	.000	0	0	0	1.3	0	0	0	0	1	0	0	3.8			
at Georgia Tech	02-07-16	6	0	2	.000	0	1	.000	1	2	.500	1	0	1	1.3	0	0	0	0	0	0	1	3.7			
Pittsburgh	02-09-16	7	1	2	.500	0	1	.000	3	3	1.000	0	0	0	1.2	0	0	0	0	0	2	5	3.7			
at Florida State	02-14-16	7	0	1	.000	0	1	.000	0	0	.000	0	0	0	1.2	1	0	0	0	0	0	0	3.6			
VIRGINIA TECH	02-17-16	25	3	9	.333	0	1	.000	0	0	.000	1	2	3	1.2	3	0	1	3	0	1	6	3.7			
at North Carolina	02-20-16	16	1	4	.250	0	2	.000	1	1	1.000	0	0	0	1.2	2	0	0	1	1	1	3	3.7			
VIRGINIA	02-22-16	3	0	0	.000	0	0	.000	0	0	.000	0	0	0	1.1	0	0	0	0	0	0	0	3.5			
LOUISVILLE	02-27-16	15	3	3	1.000	0	0	.000	0	0	.000	0	0	0	1.1	0	0	0	0	0	0	6	3.6			
at Notre Dame	03-02-16	14	1	4	.250	1	3	.333	0	0	.000	0	1	1	1.1	0	0	2	0	0	0	3	3.6			
at Virginia Tech	03-05-16	26	1	5	.200	0	3	.000	2	2	1.000	2	3	5	1.2	1	0	3	0	1	1	4	3.6			



DAVON REED

Junior | Guard | 6-6 | 210

Ewing, N.J. | Princeton Day School

5

Reed Season / Career Highs

Points

Season: 21, vs. Virginia, 2/22/16
Career: 21, vs. Virginia, 2/22/16
ACC: 21, vs. Virginia, 2/22/16

Rebounds

Season: 9, vs. Princeton, 12/29/15
Career: 12, at Richmond, 3/24/15
ACC: 8, vs. Florida State, 2/25/15

Assists

Season: 4, vs. Northeastern, 11/28/15
Career: 7, vs. Loyola, 12/30/13
ACC: 5, vs. Virginia Tech, 2/18/15

Steals

Season: 3, vs. Florida, 12/8/15
Career: 5, at Wake Forest, 2/11/15
ACC: 5, at Wake Forest, 2/11/15

Blocked Shots

Season: 2 (2x) last vs. Virginia Tech, 2/17/16
Career: 3, vs. Temple, 3/31/15
ACC: 2 (2x) last vs. Virginia Tech, 2/17/16

Field Goals

Season: 8, at Virginia Tech, 3/5/16
Career: 8, at Virginia Tech, 3/5/16
ACC: 8, at Virginia Tech, 3/5/16

Field Goal Attempts

Season: 14, at Florida State, 2/14/16
Career: 14, at Florida State, 2/14/16
ACC: 14, at Florida State, 2/14/16

Free Throws

Season: 6, vs. UTRGV, 11/13/15
Career: 9, vs. Alabama, 3/21/15
ACC: 6, vs. Florida State, 2/25/15

Free Throw Attempts

Season: 9, vs. UTRGV, 11/13/15
Career: 14, vs. Alabama, 3/21/15
ACC: 6 (3x) last vs. Virginia Tech, 2/17/16

3-Point Field Goals

Season: 5, vs. Virginia, 2/22/16
Career: 5 (3x) last vs. Virginia, 2/22/16
ACC: 5 (2x) last vs. Virginia, 2/22/16

3-Point Field Goal Attempts

Season: 7, at Florida State, 2/14/16
Career: 8, vs. Arizona State, 12/1/13
ACC: 8, at Wake Forest, 2/11/15

Minutes

Season: 37, at Notre Dame, 3/2/16
Career: 45, at Boston College, 2/16/15
ACC: 45, at Boston College, 2/16/15

NIT All-Tournament Team, 2015

All-ACC Academic Men's Basketball Team, 2015 & 2016

- Focused. Structured. Determined. Competitive. Student of the game. Will do whatever it takes to win.
- A 3 guard who played out of position at the point his freshman season for Miami.
- Can guard multiple positions, has long arms and a fierce tenacity.
- Mostly a catch-and-shoot guy. Working on game off the bounce.
- Improved both his ability to attack the basket and his layup-making skills.
- Good student. Professional approach to life and everything he does. Mature for his age.
- Missed only eight games as a sophomore after quickly rehabbing knee injury that could have sidelined him for season.
- Improved bench 175 to 250 pounds in four months as a freshman.
- Four-star swingman listed as a Top 100 player (No. 97) by Rivals.com and No. 78 in Class of 2013 by ESPN.
- Third-best talent in New Jersey and 18th best nationally at shooting guard, according to ESPN.com.
- Kevin Durant Skills Academy. McDonald's All-American candidate.
- 2,000 point scorer. Averaged 24 points and 10 rebounds as a senior.
- Youth Role Model Award from Join-Effort Princeton for both dedication to his community and excellence in his personal life.

- Favorites: Food: Chicken marsala. Movie: I am Legend. Book: Great Gatsby. Pro athlete: LeBron James. Quote: Dreams don't work unless you do. Subject in school: Science. Class at UM: Marketing & professional selling. Ice cream flavor: Chocolate chip cookie dough. Cereal: Captain Crunch with crunch berries. TV Show: Game of Thrones. Musical Artist: J. Cole. Best advice received: Do what makes you happy. Why UM: ACC basketball, Coach L and sunny south Florida. Started playing basketball: Age 5.

As a Sophomore (2014-15): Started 21-straight games after missing the first eight with injury then coming off the bench his first eight outings ... Improved from 2.4 ppg and 2.4 rpg in five non-conference games to 9.2 ppg and 3.6 rpg in ACC play ... Improved shooting from 27.3 FG percent and 16.7 3FG percent in non-conference games to 54.8 FG percent and 52.7 3FG percent in ACC action ... Scored in double digits 12 times ... Hit multiple 3-pointers in 11 games ... Notched 3-pointer in 19 games, including nine-straight outings Jan. 17-Feb. 16 ... In two ACC Tournament games, averaged 8.0 points, 5.0 rebounds, 1.0 assists, 1.0 steals in 33.0 minutes ... In five NIT games averaged 10.8 points, 7.0 rebounds, 3.8 assists, 1.0 blocks in 34.6 minutes.

As a Freshman (2013-14): Started 10 of 33 games ... Started four of 18 ACC games ... In ACC play averaged 4.8 points and 1.5 rebounds in 15.9 minutes ... Notched 3-pointer in 13-straight games from 11/1 to 1/4.

High School: Four-star swingman listed as a Top 100 player (No. 97) by Rivals.com and No. 78 in the Class of 2013 by ESPN ... Third-best talent in New Jersey and 18th best nationally at the shooting guard position, according to ESPN.com ... Rivals ranked him as 24th among shooting guards ... Kevin Durant Skills Academy ... 2,000 point scorer ... Averaged 24 points and 10 rebounds as a senior ... McDonald's All-American candidate ... Prep B Player of the Year in New Jersey ... All-area player of the year twice ... Averaged 27 points and nine rebounds per game for Princeton Day School junior season ... Coached by Paris McClean ... Youth Role Model Award from Join-Effort Princeton for both dedication to his community and excellence in personal life.

Personal: Name is pronounced Day-von ... Born Davon Malcolm Reed on June 11, 1995 ... Son of David and Rose Reed ... Brother to Miles ... Majoring in sports administration ... Played AAU ball with Team Final ... Chose Miami over offers from Wake Forest, Cincinnati, Xavier and Memphis ... Student-Athlete Advisory Committee representative at UM ... Book Buster (3.0 semester GPA) ... Athletic Director's Honor Roll (3.2 semester GPA) ... Dean's List (3.5 semester GPA) ... ACC Honor Roll.

REED CAREER STATISTICS

Season	GP	GS	Min.	Avg.	FG	FGA	Pct.	FG	FGA	Pct.	FT	FTA	Pct.	Off.	Def.	Tot.	Avg.	PF	FO	Ast.	TO	Blk	Stl	Pts.	Avg.
2013-14	33	10	683	20.7	71	207	.343	40	112	.357	35	53	.660	12	43	55	1.7	55	0	38	44	4	16	217	6.6
2014-15	30	21	824	27.5	77	164	.470	37	81	.457	56	77	.727	25	96	121	4.0	68	1	57	32	13	27	247	8.2
2015-16	30	30	845	28.2	112	240	.467	39	106	.368	77	95	.811	19	104	123	4.1	58	0	39	36	14	22	340	11.3
TOTAL	93	61	2352	25.3	260	611	.426	116	299	.388	168	225	.747	56	243	299	3.2	181	1	134	112	31	65	804	8.6

REED 2015-16

Opponent	Date	GS	Min	TOTAL	FG	FGA	Pct	3-PTS	FT	FTA	Pct	REBOUNDS	Off	Def	Tot	Avg	PF	FO	A	TO	Blk	Stl	Pts	Avg
UTRGV	11-13-15	*	24	4	11	.364	0	4	.000	6	9	.667	1	2	3	3.0	3	0	0	0	0	1	14	14.0
LOUISIANA	11-16-15	*	32	6	8	.750	4	5	.800	3	4	.750	0	4	4	3.5	3	0	1	2	1	1	19	16.5
vs Mississippi State	11-19-15	*	18	1	2	.500	1	1	1.000	5	5	1.000	0	3	3	3.3	4	0	1	2	0	0	8	13.7
vs Utah	11-20-15	*	23	2	6	.333	0	1	.000	2	4	.500	0	4	4	3.5	2	0	1	1	0	1	6	11.8
vs Butler	11-22-15	*	30	1	3	.333	1	1	1.000	4	4	1.000	1	4	5	3.8	3	0	3	2	0	0	7	10.8
NORTHEASTERN	11-27-15	*	34	7	10	.700	2	5	.400	3	3	1.000	1	6	7	4.3	3	0	4	2	1	1	19	12.2
at Nebraska	12-01-15	*	32	1	10	.100	1	6	.167	5	6	.833	1	3	4	4.3	2	0	0	1	0	0	8	11.6
CHARLOTTE	12-05-15	*	17	4	5	.800	0	0	.000	4	4	1.000	0	5	5	4.4	3	0	2	2	0	0	12	11.6
FLORIDA	12-08-15	*	27	2	8	.250	1	4	.250	0	0	.000	0	4	4	4.3	2	0	0	2	2	3	5	10.9
CO. OF CHARLESTON	12-19-15	*	21	2	5	.400	2	4	.500	3	4	.750	0	0	0	3.9	2	0	1	0	0	0	9	10.7
at La Salle	12-22-15	*	21	2	5	.400	0	2	.000	3	4	.750	0	6	6	4.1	2	0	2	0	1	0	7	10.4
PRINCETON	12-29-15	*	30	5	11	.455	0	2	.000	3	5	.600	1	8	9	4.5	0	0	0	2	0	1	13	10.6
SYRACUSE	01-02-16	*	21	1	7	.143	0	4	.000	2	3	.667	1	4	5	4.5	1	0	1	2	0	0	4	10.1
FLORIDA STATE	01-09-16	*	26	3	6	.500	3	5	.600	3	4	.750	0	4	4	4.5	1	0	2	5	0	1	12	10.2
at Virginia	01-12-16	*	30	5	8	.625	1	4	.250	0	0	.000	0	5	5	4.5	1	0	0	1	0	1	11	10.3
at Clemson	01-16-16	*	36	6	12	.500	3	5	.600	2	2	1.000	0	2	2	4.4	1	0	2	3	0	1	17	10.7
at Boston College	01-20-16	*	28	2	5	.400	0	0	.000	3	4	.750	1	3	4	4.4	1	0	1	1	0	1	7	10.5
WAKE FOREST	01-23-16	*	27	1	10	.100	0	4	.000	2	2	1.000	3	2	5	4.4	1	0	1	0	1	1	4	10.1
DUKE	01-25-16	*	27	6	10	.600	2	5	.400	0	0	.000	1	3	4	4.4	3	0	1	0	1	1	14	10.3
at NC State	01-30-16	*	30	3	7	.429	2	3	.667	4	4	1.000	1	3	4	4.4	3	0	1	0	1	0	12	10.4
NOTRE DAME	02-03-16	*	27	4	8	.500	0	1	.000	0	0	.000	0	2	2	4.2	2	0	1	0	0	2	8	10.3
at Georgia Tech	02-07-16	*	30	6	11	.545	1	3	.333	2	4	.500	1	3	4	4.2	1	0	2	0	0	1	15	10.5
Pittsburgh	02-09-16	*	36	4	10	.400	2	6	.333	2	2	1.000	1	3	4	4.2	1	0	3	1	0	1	12	10.6
at Florida State	02-14-16	*	33	6	14	.429	2	7	.286	0	0	.000	2	2	4	4.2	2	0	2	1	1	0	14	10.7
VIRGINIA TECH	02-17-16	*	31	3	6	.500	1	3	.333	5	6	.833	0	5	5	4.2	1	0	2	1	2	1	12	10.8
at North Carolina	02-20-16	*	24	2	7	.286	0	3	.000	0	0	.000	1	1	2	4.2	1	0	1	0	0	0	4	10.5
VIRGINIA	02-22-16	*	31	6	8	.750	5	6	.833	4	4	1.000	0	3	3	4.1	2	0	0	2	0	0	21	10.9
LOUISVILLE	02-27-16	*	35	5	7	.714	3	4	.750	4	5	.800	0	4	4	4.1	1	0	1	1	1	1	17	11.1
at Notre Dame	03-02-16	*	37	4	9	.444	0	3	.000	2	2	1.000	1	5	6	4.2	2	0	2	0	1	0	10	11.1
at Virginia Tech	03-05-16	*	27	8	11	.727	2	5	.400	1	1	1.000	1	1	2	4.1	4	0	1	2	1	2	19	11.3



ANGEL RODRIGUEZ

Redshirt Senior | Guard | 5-11 | 185

Cupey, P.R. | Kansas State | Dr. Krop HS (Miami, Fla.)

13

Rodriguez Season / Career Highs

Points

Season: 19 (2x) last at Notre Dame, 3/2/16
Career: 25 (2x) last vs. Florida State, 2/25/15
ACC: 25 (2x) last vs. Florida State, 2/25/15

Rebounds

Season: 5 (3x) last vs. Louisville, 2/27/16
Career: 8, vs. Akron, 11/21/14
ACC: 5 (3x) last vs. Louisville, 2/27/16

Assists

Season: 11, vs. Duke, 1/25/16
Career: 11, vs. Duke, 1/25/16
ACC: 11, vs. Duke, 1/25/16

Steals

Season: 6, vs. Syracuse, 1/2/16
Career: 6, vs. Syracuse, 1/2/16
ACC: 6, vs. Syracuse, 1/2/16

Blocked Shots

Season: 2, vs. Syracuse, 1/2/16
Career: 2 (3x) last vs. Syracuse, 1/2/16
ACC: 2, vs. Syracuse, 1/2/16

Field Goals

Season: 7, at Notre Dame, 3/2/16
Career: 8 (3x) last vs. Florida State, 2/25/15
ACC: 8 (2x) last vs. Florida State, 2/25/15

Field Goal Attempts

Season: 13 (2x) last at Notre Dame, 3/2/16
Career: 22, vs. Virginia, 01/03/15
ACC: 22, vs. Virginia, 01/03/15

Free Throws

Season: 8, vs. Louisiana, 11/16/15
Career: 10, vs. Virginia, 01/03/15
ACC: 10, vs. Virginia, 01/03/15

Free Throw Attempts

Season: 11, vs. Louisiana, 11/16/15
Career: 12 (2x) last vs. Florida State, 2/25/15
ACC: 12 (2x) last vs. Florida State, 2/25/15

3-Point Field Goals

Season: 3 (6x) last at Notre Dame, 3/2/16
Career: 5, (3x) last at Florida State, 11/17/14
ACC: 4, at Duke, 1/13/15

3-Point Field Goal Attempts

Season: 8, at NC State, 1/30/16
Career: 10, vs. TCU, 3/5/13
ACC: 9, at Syracuse, 1/24/15

Minutes

Season: 39, vs. Virginia Tech, 2/17/16
Career: 44, vs. Virginia, 01/03/15
ACC: 44, vs. Virginia, 01/03/15

Puerto Rico Tip-Off Most Valuable Player, 2015

ACSM AII-ACC Team, H.M., 2015

Bob Cousy Collegiate PG of the Year Award Preseason Watch List, 2015

Oscar Robertson Trophy Preseason Watch List, 2015

ACC Player of the Week - Nov. 24, 2014

Gildan Charleston Classic Most Valuable Player, 2014

NABC District 8 Second Team

All-Big 12 Second Team

Big 12 All-Defensive Team

Phillips 66 All-Championship Team

Big 12 Co-Champions

Phillips 66 Co-Big 12 Player of the Week (Feb. 18)

- Floor general. Vocal & physical leader. High energy. Quick side-to-side.
- Ultra competitive. A bulldog. Very physical. Will use his strength on defense and to go to the rim.
- Wants ball in hands at end of game. Big shot maker.
- Defensive mindset. Takes pride in his D.
- Makes an array of layups, floaters and pull-up jumpers.
- Gets the best out of others. Creates for teammates, scores off dribble.
- Transferred from Kansas State in fall of 2013, sitting out 2013-14 due to NCAA transfer rules.
- As a sophomore at K-State (2012-13): NABC District 8 second team. All-Big 12 Second Team. Big 12 All-Defensive Team. Phillips 66 All-Championship Team. Big 12 Co-Champions.
- Ranked third in Big 12 in assists, fourth in steals and fifth in assist-to-turnover ratio during his sophomore season in 2012-13.
- Born in San Juan, Puerto Rico. First language is Spanish. Left Puerto Rico at age 15 to come to U.S. to play basketball. Transferred to Miami to be closer to home so his mother can watch his games.
- Despite baseball being a pastime in Puerto Rico, never played because action was too slow.

High School: No. 4 prospect in state of Florida by FloridaHoops.com... A three-year letterman at Dr. Michael Krop High School in Miami, Fla. ... Named first team All-Class 6A by Florida Association of Basketball Coaches (FABC) ... All-Dade County team by *Miami Herald* ... Had steal and game-winning basket in a 57-55 win over Hialeah-Miami Lakes and future Kansas State teammate Adrian Diaz to capture District 13-6A title ... Posted 32 points against Carol City (2/10/11) in District 13-6A semifinals ... Helped Lightning to a 26-6 record and its first trip to Class 6A state final four as a junior in 2009-10 ... Averaged 20.9 points, seven assists and 3.9 rebounds as a junior... *Miami Herald's* 2009-10 Class 6A Player of the Year ... First team all-state... Second team All-Florida (all classifications) ... First team All-Class 6A by FloridaHoops.com as a junior ... Collected a team-high 23 points and eight rebounds in loss to Orlando Dr. Phillips in state semifinals ... Posted 39 points in Regional Final win over Columbus ... Scored 38 points in a win over Arlington Country Day ... Led team in scoring and assists as a sophomore en route to guiding Lightning to district title ... First team All-Dade County by *Miami Herald* ... Injured knee during summer after senior year of high school ... Coached by Marcos "Shakey" Rodriguez.

Personal: Angel Daniel Rodriguez Tricoche was born Dec. 5, 1992, in San Juan, Puerto Rico ... Left Puerto Rico at age 15 to come to U.S. to play basketball ... Mother is Jacqueline Tricoche ... Has two younger brothers, Luis Rivera and Yaniel Rivera... Cousin, Javi Gonzalez, played four seasons (2007-11) at NC State ... Received scholarship offers from Louisville, Florida and N.C. State ... Graduated in December 2015 with B.S. Ed. in sports administration ... Enjoys singing and watching reality TV.

RODRIGUEZ CAREER STATISTICS

K-State	GP	GS	Min.	Avg.	FG	FGA	Pct.	3-Point	Free Throws	Rebounds	Tot.	Avg.	PF	FO	Ast.	TO	Blk	Stl	Pts.	Avg.					
2011-12	32	7	694	21.7	80	222	.360	32	101	137	73	106	.689	18	61	79	2.5	89	4	101	85	1	41	265	8.3
2012-13	33	33	930	28.2	115	319	.361	55	160	344	90	109	.826	18	51	69	2.1	70	1	173	78	0	50	375	11.4
Totals	65	40	1,624	25.0	195	541	.360	87	261	333	163	215	.758	36	112	148	2.3	159	5	274	163	1	91	640	9.8

Miami	GP	GS	Min.	Avg.	FG	FGA	Pct.	3-Point	Free Throws	Rebounds	Tot.	Avg.	PF	FO	Ast.	TO	Blk	Stl	Pts.	Avg.					
2014-15	32	29	906	28.3	110	326	.337	48	158	304	114	153	.745	14	61	75	2.3	89	6	126	74	9	59	382	11.9
2015-16	30	30	892	29.7	116	274	.423	43	141	305	72	91	.791	22	54	76	2.5	75	3	129	69	5	44	347	11.6
TOTAL	62	59	1798	29.0	226	600	.377	91	299	304	186	244	.762	36	115	151	2.4	164	9	255	143	14	103	729	11.8

RODRIGUEZ 2015-16					TOTAL			3-PTS			FREE THROWS			REBOUNDS											
Opponent	Date	GS	Min	FG	FGA	Pct	3FG	FGA	Pct	FT	FTA	Pct	Off	Def	Tot	Avg	PF	FO	A	TO	Blk	Stl	Pts	Avg	
UTRGV	11-13-15	*	32	2	10	.200	1	7	.143	0	1	.000	1	1	2	2.0	1	0	7	0	2	5	5.0		
LOUISIANA	11-16-15	*	31	4	11	.364	2	6	.333	8	11	.727	3	2	5	3.5	3	0	4	2	1	0	18	11.5	
vs Mississippi State	11-19-15	*	24	4	6	.667	2	3	.667	1	2	.500	1	2	3	3.3	3	0	5	2	0	0	11	11.3	
vs Utah	11-20-15	*	25	3	8	.375	1	3	.333	4	4	1.000	0	2	2	3.0	2	0	4	1	0	3	11	11.3	
vs Butler	11-22-15	*	29	6	10	.600	3	6	.500	4	4	1.000	0	1	1	2.6	3	0	3	4	0	3	19	12.8	
NORTHEASTERN	11-27-15	*	36	5	11	.455	1	4	.250	1	1	1.000	0	0	0	2.2	4	0	6	3	0	1	12	12.7	
at Nebraska	12-01-15	*	32	5	11	.455	2	5	.400	3	4	.750	0	4	4	2.4	1	0	4	4	1	3	15	13.0	

RODRIGUEZ 2015-16	Opponent	Date	GS	Min	TOTAL	FG	FGA	Pct	3-PTS	FREE THROWS	REBOUNDS	PF	FO	Ast	TO	Blk	Stl	Pts	Avg
	UTRGV	11-13-15	*	32	2	10	.200	1	7	.143	0	1	.000	1	2	2	0	5	5.0
	LOUISIANA	11-16-15	*	31	4	11	.364	2	6	.333	8	11	.727	3	1	2	5	3.5	11.5
	vs Mississippi State	11-19-15	*	24	4	6	.667	2	3	.667	1	2	.500	1	2	3	3.3	3	11.3
	vs Utah	11-20-15	*	25	3	8	.375	1	3	.333	4	4	1.000	0	2	2	3.0	2	11.3
	vs Butler	11-22-15	*	29	6	10	.600	3	6	.500	4	4	1.000	0	1	1	2.6	3	12.8
	NORTHEASTERN	11-27-15	*	32	5	11	.455	1	4	.250	1	1	1.000	0	0	0	2.2	4	12.7
	at Nebraska	12-01-15	*	36	5	11	.455	2	5	.400	3	4	.750	1	0	4	2.4	1	13.0
	CHARLOTTE	12-05-15	*	21	2	6	.333	1	4	.250	3	3	1.000	0	1	1	2.3	0	12.4
	FLORIDA	12-08-15	*	29	5	8	.625	3	5	.600	4	4	1.000	0	3	3	2.3	3	12.9
	CO. OF CHARLESTON	12-19-15	*	25	3	8	.375	1	4	.250	2	4	.500	0	2	2	2.3	2	12.5
	at La Salle	12-22-15	*	19	2	8	.250	0	3	.000	7	8	.875	1	0	1	2.2	2	12.4
	PRINCETON	12-29-15	*	28	5	7	.714	2	3	.667	2	2	1.000	0	2	2	2.2	3	12.5
	SYRACUSE	01-02-16	*	28	1	9	.111	0	7	.000	1	1	1.000	1	2	3	2.2	4	11.8
	FLORIDA STATE	01-09-16	*	31	2	8	.250	0	6	.000	2	3	.667	0	0	0	2.1	5	11.4
	at Virginia	01-12-16	*	33	6	13	.462	2	6	.333	3	5	.600	1	0	1	2.0	3	11.7
	at Clemson	01-16-16	*	24	1	7	.143	0	3	.000	1	2	.500	1	0	1	1.9	2	11.2
	at Boston College	01-20-16	*	34	4	9	.444	0	3	.000	4	5	.800	0	1	1	1.9	3	11.2
	WAKE FOREST	01-23-16	*	31	4	9	.444	2	5	.400	4	4	1.000	1	3	4	2.0	2	11.4
	DUKE	01-25-16	*	32	4	9	.444	3	7	.429	2	2	1.000	0	5	5	2.2	2	11.5
	at NC State	01-30-16	*	27	5	10	.500	3	8	.375	2	2	1.000	1	2	3	2.2	4	11.7
	NOTRE DAME	02-03-16	*	30	5	10	.500	0	4	.000	2	3	.667	2	1	3	2.2	2	11.7
	at Georgia Tech	02-07-16	*	24	0	6	.000	0	2	.000	0	0	.000	2	1	3	2.3	5	11.1
	Pittsburgh	02-09-16	*	35	6	12	.500	2	6	.333	3	4	.750	1	1	2	2.3	0	11.4
	at Florida State	02-14-16	*	31	4	9	.444	3	6	.500	0	0	.000	2	2	4	2.3	2	11.4
	VIRGINIA TECH	02-17-16	*	39	6	10	.600	2	5	.400	0	0	.000	0	2	2	2.3	2	11.5
	at North Carolina	02-20-16	*	23	4	8	.500	1	4	.250	3	5	.600	2	3	5	2.4	3	11.5
	VIRGINIA	02-22-16	*	34	3	10	.300	1	4	.250	0	0	.000	0	1	1	2.4	0	11.3
	LOUISVILLE	02-27-16	*	35	6	10	.600	1	1	1.000	4	5	.800	0	5	5	2.5	0	11.5
	at Notre Dame	03-02-16	*	36	7	13	.538	3	5	.600	2	2	1.000	1	3	4	2.5	5	11.8
	at Virginia Tech	03-05-16	*	34	2	8	.250	1	6	.167	0	0	.000	1	2	3	2.5	4	11.6



MIKE ROBINSON

Freshman | Guard | 5-10 | 170

New Britain, Conn. | New Britain HS

20

- Manager turned walk on.
- Good athlete who played basketball, football and was on track team in high school.
- Nicknames are Mike Rob and Springs.

• Favorites: Meal: Chicken, candied yams, mashed potatoes. Athlete: Kobe Bryant. Pro Team: Lakers. Midnight snack: Cinnamon Toast Crunch. Ice Cream: Strawberry.
Move: Love & Basketball. TV Show: Martin. Musical Artist: Styles P. Place on Campus: The BUC.

High School

Also played wide receiver on the football team and in track participated in the high jump, long jump, triple jump and 4x100 relay team ... Mascot was the Golden Hurricanes ... William F. Burns Memorial Award and Scholarship ... Harry L. Stromquist Memorial Scholarship ... 2014 Connecticut Association of Schools Scholar-Athlete ... Academic all-conference in basketball four seasons ... Two-year varsity basketball captain ... One-year football and track captain.

Personal

Born May 2, 1996 in New Britain, Conn. ... Son of Eugene and Veronica Robinson ... Brother to Eugene ... Majoring in finance ... Good quickness and a high motor ... Competes hard on both ends, pressures basketball, attacks defense with his dribble.

2015-16			
Opposition	P	R	A
UTRGV	3	1	0
Mississippi State	0	0	0
Utah	6	0	0
Charlotte	0	0	0
Co. of Charleston	0	0	0
La Salle	3	0	0
North Carolina	0	0	0
Virginia Tech	0	0	0



CHRIS STOWELL

Sophomore | Forward | 6-6 | 190

Exeter, N.H. | Tilton School (N.H.) | Exeter HS

35

- Last name is pronounced stole.
- Walk on from New Hampshire who played postgraduate year at Tilton School.
- Foote Fellow at UM - a program that is offered to a select number of incoming freshmen who have a record of curricular and co-curricular distinction in high school and exhibit an interest in and capacity for independent and self-motivated learning.
- Good athleticism and is improving his strength.
- Looking to expand his offensive game to shoot 3-pointers.
- Brother, Bill, played basketball at Plymouth State University.
- Speaks English, Spanish, some Italian, a little Russian, and is learning Chinese and Hebrew.

• Favorites: Food: Tacos. Movie: Oceans 11. Book: Mind Gym by Gary Mack. Pro athlete: Alex Rodriguez. Quote: Winners never quit and quitters never win. Actor: Mark Harmon. Class at UM: Chinese 101. Ice cream: Peanut butter. Cuban dish: Dulce de leche and Cuban coffee. Pro Team: New York Yankees. Midnight Snack: Orange creamsicles. TV Show: Game of Thrones.
• Biggest fear: Clowns. Ideal profession: Entrepreneur. Why UM: Best combination of academics and athletics. Started playing basketball: Age 4.

As a Freshman (2014-15)

Played in four games as a true freshman ... One assist vs. Howard, in first collegiate game ... One shot attempt, vs. College of Charleston ... Totaled six minutes ... Spring 2015 - President's Honor Roll (4.0 GPA), Provost's Honor Roll (3.75+ GPA), Dean's List (3.5+ GPA), Athletic Director's Honor Roll (3.2+ GPA) and Book Buster (3.0+ GPA) ... Fall 2014 - Provost's Honor Roll (3.75+ GPA), Dean's List (3.5+ GPA), Athletic Director's Honor Roll (3.2+ GPA) and Book Buster (3.0+ GPA).

Tilton School

During post graduate year in 2013-14, won postseason coaches award ... Coached by Marcus O'Neil ... Honor roll.

Exeter High School

Helped Blue Hawks to state playoffs in both the 2011-12 and 2012-13 seasons ... Reached quarterfinals senior year ... In 2012-13 assisted team to championship game of the 50th Annual Queen City Invitational by scoring 10 points and going 6-for-6 from line in semi-final game ... Coached by Jeff Holmes at Exeter ... Twice earned scholar-athlete award ... Honor roll.

Personal

Born Christopher Michael Stowell on Dec. 29, 1994 in Exeter, N.H. ... Last name is pronounced stole ... Son of Bill and Maria ... Brother to Bill, Jr., who played basketball at Plymouth State University ... One of 560 students (out of 10,000 undergrads) to be named a Foote Fellow at UM - a program that is offered to select incoming freshmen who have a record of curricular and co-curricular distinction in high school and exhibit an interest in and capacity for independent and self-motivated learning ... Student-Athlete Advisory Committee representative at UM ... Majoring in entrepreneurship.

2014-15				2015-16			
Opposition	P	R	A	Opposition	P	R	A
Howard	0	0	1	UTRGV	0	0	0
Charleston	0	0	0	Mississippi State	0	0	0
Virginia Tech	0	0	0	Utah	0	0	0
at Virginia Tech	0	0	0	Charlotte	0	1	0
				Co. of Charleston	0	1	0
				La Salle	0	1	0
				North Carolina	0	0	0
				at Virginia Tech	0	0	0

33



IVAN CRUZ UCEDA
Sr. | F | 6-10 | 217
Madrid, Spain
Harcum College (Pa.)

15



EBUKA IZUNDU
Fr. | C | 6-10 | 210
Charlotte, N.C. | Nigeria
Victory Christian

23



TONYE JEKIRI
Sr. | C | 7-0 | 248
Hialeah, Fla. | Nigeria
Champagnat Catholic

3



ANTHONY LAWRENCE, JR.
Fr. | G | 6-7 | 210
St. Petersburg, Fla.
Lakewood Senior

10



SHELDON McCLELLAN
Gr. | G | 6-5 | 200
Houston, Texas
Texas | Bellaire

1




RASHAD MUHAMMAD
Jr. | G | 6-6 | 160
Las Vegas, Nev.
San Jose State | Bishop Gorman

21



KAMARI MURPHY
RJr. | F | 6-8 | 220
Brooklyn, N.Y.
Oklahoma State | IMG | Lincoln

0



JA'QUAN NEWTON
So. | G | 6-2 | 180
Philadelphia, Pa.
Neumann-Goretti

12



JAMES PALMER
So. | G | 6-5 | 202
Washington, D.C.
St. John's College HS

5



DAVON REED
Jr. | G | 6-6 | 210
Ewing, N.J.
Princeton Day School

20



MIKE ROBINSON
Fr. | G | 5-10 | 170
New Britain, Conn.
New Britain

13



ANGEL RODRIGUEZ
RSr. | G | 5-11 | 185
San Juan, P.R.
Kansas State | Dr. Krop


35



CHRIS STOWELL
So. | F | 6-6 | 190
Exeter, N.H.
Tilton School | Exeter



JIM LARRAÑAGA
Head Coach



CHRIS CAPUTO
Assistant Coach



JAMAL BRUNT
Assistant Coach



ADAM FISHER
Assistant Coach



JAMES JOHNSON
Director of Operations

2015-16 Miami Men's Basketball
Miami Team Game-by-Game Comparison (as of Mar 07, 2016)
All games

Opponent	1st	2nd	Score	Mar	Total FG	FG Pct	3-Pointers	3FG Pct	Free Throws	FT Pct	Rebounds	Assist	T/Over	Block	Steal	Fouls
UTRGV	28/20	58/39	86-59	+27	26-62/22-55	.419/.400	10-31/7-19	.323/.368	24-33/8-12	.727/.667	45/34 +11	14/9	8/15	0/1	6/4	16/26
LOUISIANA	43/27	50/50	93-77	+16	31-55/29-63	.564/.460	12-23/5-20	.522/.250	19-27/14-24	.704/.583	31/38 (7)	17/14	10/13	4/3	6/7	20/23
Mississippi State	59/35	46/44	105-79	+26	34-60/30-66	.567/.455	9-17/9-22	.529/.409	28-38/10-15	.737/.667	41/27 +14	20/14	11/13	1/5	7/3	20/29
Utah	46/32	44/34	90-66	+24	31-58/24-48	.534/.500	9-17/8-21	.529/.381	19-25/10-15	.760/.667	34/25 +9	13/11	7/16	1/1	8/1	17/21
Butler	42/29	43/46	85-75	+10	27-52/26-59	.519/.441	9-20/8-18	.450/.444	22-24/15-21	.917/.714	33/30 +3	14/11	11/13	5/1	8/5	21/19
NORTHEASTERN	30/35	47/43	77-78	(1)	32-59/25-54	.542/.463	6-17/12-22	.353/.545	7-9/16-22	.778/.727	30/33 (3)	16/11	11/12	7/1	4/5	21/14
Nebraska	37/36	31/32	77-72	+5	24-58/27-64	.414/.422	6-21/9-18	.286/.500	23-28/9-12	.821/.750	41/34 +7	8/10	14/12	4/4	4/7	16/22
CHARLOTTE	46/21	42/39	88-60	+28	29-54/23-67	.537/.343	7-14/3-18	.500/.167	23-27/11-17	.852/.647	41/32 +9	19/13	12/5	3/1	3/5	17/19
FLORIDA	33/24	33/31	66-55	+11	20-51/22-57	.392/.386	7-17/1-12	.412/.083	19-24/10-16	.792/.625	42/31 +11	9/7	14/10	6/1	7/5	17/23
CO. OF CHARLESTON	41/32	44/31	85-63	+22	29-52/24-61	.558/.393	8-21/4-13	.381/.308	19-28/11-17	.679/.647	37/32 +5	14/12	17/17	3/0	11/13	20/25
La Salle	40/22	55/27	95-49	+46	34-64/17-57	.531/.298	8-20/6-24	.400/.250	19-24/9-19	.792/.474	51/24 +27	17/11	8/8	3/2	3/2	18/20
PRINCETON	27/30	49/34	76-64	+12	30-55/23-59	.545/.390	5-15/6-20	.333/.300	11-14/12-17	.786/.706	37/27 +10	11/5	11/8	7/3	2/8	13/15
SYRACUSE	17/25	47/26	64-51	+13	18-52/18-56	.346/.321	3-25/7-22	.120/.318	25-34/8-14	.735/.571	41/41 -	9/7	12/19	7/1	12/7	14/25
FLORIDA STATE	32/24	40/35	72-59	+13	27-57/23-65	.474/.354	6-24/2-19	.250/.105	12-16/11-16	.750/.688	38/39 (1)	12/11	13/14	1/4	4/5	16/17
Virginia	23/27	35/39	58-66	(8)	21-50/24-47	.420/.511	6-22/2-7	.273/.286	10-17/16-21	.588/.762	27/35 (8)	8/12	9/11	1/3	5/1	17/19
Clemson	34/32	31/44	65-76	(11)	24-55/27-56	.436/.482	7-14/7-16	.500/.438	10-14/15-15	.714/1000	32/30 +2	9/15	13/8	3/3	4/8	12/12
Boston College	29/28	38/25	67-53	+14	24-55/21-56	.436/.375	2-10/3-14	.200/.214	17-28/8-14	.607/.571	43/37 +6	10/12	13/15	4/5	11/5	15/19
WAKE FOREST	35/33	42/30	77-63	+14	23-64/23-59	.359/.390	7-20/6-18	.350/.333	24-28/11-18	.857/.611	47/37 +10	12/13	10/16	4/4	12/6	16/22
DUKE	35/31	45/38	80-69	+11	30-59/25-60	.508/.417	7-20/6-20	.350/.300	13-17/13-17	.765/.765	33/37 (4)	24/8	7/11	7/0	3/3	16/13
NC State	32/37	37/48	69-85	(16)	23-58/27-53	.397/.509	8-26/5-11	.308/.455	15-16/26-31	.938/.839	23/41 (18)	14/13	8/11	3/2	5/3	25/14
NOTRE DAME	45/33	34/37	79-70	+9	31-55/31-67	.564/.463	6-16/4-16	.375/.250	11-14/4-8	.786/.500	30/35 (5)	12/14	8/10	3/5	6/5	13/16
Georgia Tech	33/32	42/36	75-68	+7	28-57/26-52	.491/.500	4-12/7-14	.333/.500	15-21/9-16	.714/.563	30/31 (1)	14/13	6/14	2/3	4/3	15/20
PITTSBURGH	29/33	36/30	65-63	+2	23-51/25-57	.451/.439	6-20/3-13	.300/.231	13-18/10-10	.722/1000	29/35 (6)	12/11	9/9	3/3	6/5	11/16
Florida State	37/26	30/39	67-65	+2	21-55/26-57	.382/.456	9-24/9-20	.375/.450	16-22/4-9	.727/.444	38/30 +8	13/11	13/13	5/6	5/7	17/21
VIRGINIA TECH	21/22	44/27	65-49	+16	24-48/16-54	.500/.296	5-14/6-20	.357/.300	12-15/11-14	.800/.786	32/33 (1)	8/8	13/16	7/2	9/8	16/15
North Carolina	33/42	38/54	71-96	(25)	25-59/39-72	.424/.542	6-19/9-20	.316/.450	15-26/9-13	.577/.692	29/46 (17)	9/21	11/9	5/5	5/5	18/20
VIRGINIA	30/25	34/36	64-61	+3	21-46/25-58	.457/.431	10-19/5-16	.526/.313	12-20/6-9	.600/.667	30/35 (5)	13/10	9/7	1/5	5/5	7/16
LOUISVILLE	36/38	37/27	73-65	+8	23-43/26-56	.535/.464	8-11/7-22	.727/.318	19-23/6-8	.826/.750	27/25 +2	11/13	7/6	1/1	5/3	11/21
Notre Dame	35/22	33/28	68-50	+18	26-58/17-50	.448/.340	7-20/3-16	.350/.188	9-9/13-16	1000/.813	39/26 +13	13/8	6/6	4/3	2/3	14/14
Virginia Tech	21/32	41/45	62-77	(15)	25-59/27-51	.424/.529	4-24/9-17	.167/.529	8-13/14-17	.615/.824	33/24 +9	10/15	14/11	6/4	6/6	17/13

Note: Game totals are displayed in the format TEAM/OPPONENT for each category

2015-16 Miami Men's Basketball
Miami Team High/Low Analysis (as of Mar 07, 2016)
All games

Miami - TEAM GAME HIGHS

POINTS	105	vs Mississippi State (11-19-15)
	95	at La Salle (12-22-15)
	93	LOUISIANA (11-16-15)
	90	vs Utah (11-20-15)
	88	CHARLOTTE (12-05-15)
FIELD GOALS MADE	34	at La Salle (12-22-15)
	34	vs Mississippi State (11-19-15)
FIELD GOAL ATTEMPTS	64	WAKE FOREST (01-23-16)
	64	at La Salle (12-22-15)
FIELD GOAL PERCENTAGE	.567 (34-60)	vs Mississippi State (11-19-15)
3 PT FIELD GOALS MADE	12	LOUISIANA (11-16-15)
3 PT FG ATTEMPTS	31	UTRGV (11-13-15)
3 PT FG PERCENTAGE	.727 (8-11)	LOUISVILLE (02-27-16)
FREE THROWS MADE	28	vs Mississippi State (11-19-15)
FREE THROW ATTEMPTS	38	vs Mississippi State (11-19-15)
FREE THROW PERCENTAGE	1.000 (9-9)	at Notre Dame (03-02-16)
REBOUNDS	51	at La Salle (12-22-15)
ASSISTS	24	DUKE (01-25-16)
STEALS	12	WAKE FOREST (01-23-16)
	12	SYRACUSE (01-02-16)
BLOCKED SHOTS	7	VIRGINIA TECH (02-17-16)
	7	DUKE (01-25-16)
	7	SYRACUSE (01-02-16)
	7	PRINCETON (12-29-15)
	7	NORTHEASTERN (11-27-15)
TURNOVERS	17	CO. OF CHARLESTON (12-19-15)
FOULS	25	at NC State (01-30-16)

2015-16 Miami Men's Basketball
Miami High/Low Analysis (as of Mar 07, 2016)
All games

Opponent - GAME HIGHS

POINTS	96		at North Carolina (02-20-16)
	85		at NC State (01-30-16)
	79		vs Mississippi State (11-19-15)
	78		NORTHEASTERN (11-27-15)
	77		at Virginia Tech (03-05-16)
	77		LOUISIANA (11-16-15)
FIELD GOALS MADE	39		at North Carolina (02-20-16)
FIELD GOAL ATTEMPTS	72		at North Carolina (02-20-16)
FIELD GOAL PERCENTAGE	.542	(39-72)	at North Carolina (02-20-16)
3 PT FIELD GOALS MADE	12		NORTHEASTERN (11-27-15)
3 PT FG ATTEMPTS	24		at La Salle (12-22-15)
3 PT FG PERCENTAGE	.545	(12-22)	NORTHEASTERN (11-27-15)
FREE THROWS MADE	26		at NC State (01-30-16)
FREE THROW ATTEMPTS	31		at NC State (01-30-16)
FREE THROW PERCENTAGE	1.000	(15-15)	at Clemson (01-16-16)
	1.000	(10-10)	PITTSBURGH (02-09-16)
REBOUNDS	46		at North Carolina (02-20-16)
ASSISTS	21		at North Carolina (02-20-16)
STEALS	13		CO. OF CHARLESTON (12-19-15)
BLOCKED SHOTS	6		at Florida State (02-14-16)
TURNOVERS	19		SYRACUSE (01-02-16)
FOULS	29		vs Mississippi State (11-19-15)

2015-16 Miami Men's Basketball
Miami High/Low Analysis (as of Mar 07, 2016)
All games

Miami - GAME LOWS

POINTS	58		at Virginia (01-12-16)
	62		at Virginia Tech (03-05-16)
	64		SYRACUSE (01-02-16)
	64		VIRGINIA (02-22-16)
	65		at Clemson (01-16-16)
	65		PITTSBURGH (02-09-16)
	65		VIRGINIA TECH (02-17-16)
FIELD GOALS MADE	18		SYRACUSE (01-02-16)
FIELD GOAL ATTEMPTS	43		LOUISVILLE (02-27-16)
FIELD GOAL PERCENTAGE	.346	(18-52)	SYRACUSE (01-02-16)
3 PT FIELD GOALS MADE	2		at Boston College (01-20-16)
3 PT FG ATTEMPTS	10		at Boston College (01-20-16)
3 PT FG PERCENTAGE	.120	(3-25)	SYRACUSE (01-02-16)
FREE THROWS MADE	7		NORTHEASTERN (11-27-15)
FREE THROW ATTEMPTS	9		NORTHEASTERN (11-27-15)
	9		at Notre Dame (03-02-16)
FREE THROW PERCENTAGE	.577	(15-26)	at North Carolina (02-20-16)
REBOUNDS	23		at NC State (01-30-16)
ASSISTS	8		at Nebraska (12-01-15)
	8		at Virginia (01-12-16)
	8		VIRGINIA TECH (02-17-16)
STEALS	2		PRINCETON (12-29-15)
	2		at Notre Dame (03-02-16)
BLOCKED SHOTS	0		UTRGV (11-13-15)
TURNOVERS	6		at Georgia Tech (02-07-16)
	6		at Notre Dame (03-02-16)
FOULS	7		VIRGINIA (02-22-16)

2015-16 Miami Men's Basketball
Miami High/Low Analysis (as of Mar 07, 2016)
All games

Opponent - GAME LOWS

POINTS	49		at La Salle (12-22-15)
	49		VIRGINIA TECH (02-17-16)
	50		at Notre Dame (03-02-16)
	51		SYRACUSE (01-02-16)
	53		at Boston College (01-20-16)
FIELD GOALS MADE	16		VIRGINIA TECH (02-17-16)
FIELD GOAL ATTEMPTS	47		at Virginia (01-12-16)
FIELD GOAL PERCENTAGE	.296	(16-54)	VIRGINIA TECH (02-17-16)
3 PT FIELD GOALS MADE	1		FLORIDA (12-08-15)
3 PT FG ATTEMPTS	7		at Virginia (01-12-16)
3 PT FG PERCENTAGE	.083	(1-12)	FLORIDA (12-08-15)
FREE THROWS MADE	4		NOTRE DAME (02-03-16)
	4		at Florida State (02-14-16)
FREE THROW ATTEMPTS	8		NOTRE DAME (02-03-16)
	8		LOUISVILLE (02-27-16)
FREE THROW PERCENTAGE	.444	(4-9)	at Florida State (02-14-16)
REBOUNDS	24		at La Salle (12-22-15)
	24		at Virginia Tech (03-05-16)
ASSISTS	5		PRINCETON (12-29-15)
STEALS	1		vs Utah (11-20-15)
	1		at Virginia (01-12-16)
BLOCKED SHOTS	0		CO. OF CHARLESTON (12-19-15)
	0		DUKE (01-25-16)
TURNOVERS	5		CHARLOTTE (12-05-15)
FOULS	12		at Clemson (01-16-16)

2015-16 Miami Men's Basketball
Miami Player High/Low Analysis (as of Mar 07, 2016)
All games

Miami - INDIVIDUAL GAME HIGHS

Points	27		Sheldon McClellan vs Utah (11-20-15)
	24		Sheldon McClellan vs Florida (12-08-15)
	22		Sheldon McClellan at Georgia Tech (02-07-16)
	22		Sheldon McClellan vs Syracuse (01-02-16)
	21		Davon Reed vs Virginia (02-22-16)
	21		Sheldon McClellan vs Duke (01-25-16)
	21		Sheldon McClellan vs Florida State (01-09-16)
Field Goals Made	10		Sheldon McClellan vs Utah (11-20-15)
Field Goal Att.	19		Sheldon McClellan at Virginia Tech (03-05-16)
FG Pct (min 5 made)	.875	(7-8)	Ivan CruzUceda at La Salle (12-22-15)
3-Point FG Made	5		Davon Reed vs Virginia (02-22-16)
3-Point FG Att.	9		Sheldon McClellan at Florida State (02-14-16)
	9		Sheldon McClellan at NC State (01-30-16)
3-Pt FG Pct (min 2 made)	1.000	(4-4)	Anthony Lawrence vs Notre Dame (02-03-16)
	1.000	(3-3)	Ivan CruzUceda vs Louisville (02-27-16)
	1.000	(3-3)	Anthony Lawrence vs Co. of Charleston (12-19-15)
	1.000	(2-2)	Sheldon McClellan at Georgia Tech (02-07-16)
	1.000	(2-2)	Sheldon McClellan vs Notre Dame (02-03-16)
	1.000	(2-2)	James Palmer vs Wake Forest (01-23-16)
	1.000	(2-2)	Ja'Quan Newton vs Syracuse (01-02-16)
	1.000	(2-2)	Ivan CruzUceda vs Princeton (12-29-15)
	1.000	(2-2)	James Palmer vs Utah (11-20-15)
	1.000	(2-2)	Mike Robinson vs Utah (11-20-15)
Free Throws Made	12		Sheldon McClellan vs Syracuse (01-02-16)
Free Throw Att.	14		Sheldon McClellan vs Syracuse (01-02-16)
FT Pct (min 3 made)	1.000	(8-8)	Sheldon McClellan vs Wake Forest (01-23-16)
	1.000	(6-6)	Sheldon McClellan at NC State (01-30-16)
	1.000	(6-6)	Sheldon McClellan vs Mississippi State (11-19-15)
	1.000	(5-5)	Sheldon McClellan at Notre Dame (03-02-16)
	1.000	(5-5)	Kamari Murphy vs Notre Dame (02-03-16)
	1.000	(5-5)	Davon Reed vs Mississippi State (11-19-15)
	1.000	(4-4)	Tonye Jekiri vs Louisville (02-27-16)
	1.000	(4-4)	Davon Reed vs Virginia (02-22-16)
	1.000	(4-4)	Sheldon McClellan vs Virginia Tech (02-17-16)
	1.000	(4-4)	Davon Reed at NC State (01-30-16)
	1.000	(4-4)	Angel Rodriguez vs Wake Forest (01-23-16)
	1.000	(4-4)	Ja'Quan Newton at Boston College (01-20-16)
	1.000	(4-4)	Angel Rodriguez vs Florida (12-08-15)
	1.000	(4-4)	Davon Reed vs Charlotte (12-05-15)
	1.000	(4-4)	Angel Rodriguez vs Butler (11-22-15)
	1.000	(4-4)	Davon Reed vs Butler (11-22-15)
	1.000	(4-4)	Tonye Jekiri vs Butler (11-22-15)
	1.000	(4-4)	Sheldon McClellan vs Utah (11-20-15)
	1.000	(4-4)	Angel Rodriguez vs Utah (11-20-15)
	1.000	(4-4)	Sheldon McClellan vs UTRGV (11-13-15)
	1.000	(3-3)	James Palmer vs Pittsburgh (02-09-16)
	1.000	(3-3)	Ja'Quan Newton at Georgia Tech (02-07-16)
	1.000	(3-3)	Ja'Quan Newton vs Princeton (12-29-15)
	1.000	(3-3)	Angel Rodriguez vs Charlotte (12-05-15)
	1.000	(3-3)	Tonye Jekiri at Nebraska (12-01-15)
	1.000	(3-3)	Davon Reed vs Northeastern (11-27-15)
Rebounds	17		Tonye Jekiri at Boston College (01-20-16)
Assists	11		Angel Rodriguez vs Duke (01-25-16)

Steals	6	Angel Rodriguez vs Syracuse (01-02-16)
Blocked Shots	5	Tonye Jekiri vs Northeastern (11-27-15)
Turnovers	5	Angel Rodriguez vs Virginia Tech (02-17-16)
	5	Davon Reed vs Florida State (01-09-16)
	5	Angel Rodriguez vs Syracuse (01-02-16)
	5	Angel Rodriguez vs Co. of Charleston (12-19-15)
Fouls	5	Angel Rodriguez at Notre Dame (03-02-16)
	5	Angel Rodriguez at Georgia Tech (02-07-16)
	5	Angel Rodriguez vs Florida State (01-09-16)
Minutes	43	Sheldon McClellan at Nebraska (12-01-15)
	39	Angel Rodriguez vs Virginia Tech (02-17-16)
	39	Sheldon McClellan at Clemson (01-16-16)
	39	Tonye Jekiri at Nebraska (12-01-15)
	38	Sheldon McClellan at Notre Dame (03-02-16)
	38	Sheldon McClellan vs Syracuse (01-02-16)

2015-16 Miami Men's Basketball
Miami Opponent High/Low Analysis (as of Mar 07, 2016)
All games

OPPONENT INDIVIDUAL GAME HIGHS

Points	30		Barber, Anthony at NC State (01-30-16)
	28		Malcolm Brogdon vs Virginia (02-22-16)
	28		Shields, Shavon at Nebraska (12-01-15)
	25		Blossomgame,Jaron at Clemson (01-16-16)
	24		Ford, Quincy vs Northeastern (11-27-15)
Field Goals Made	12		Malcolm Brogdon vs Virginia (02-22-16)
Field Goal Att.	25		Shields, Shavon at Nebraska (12-01-15)
FG Pct (min 5 made)	.833	(5-6)	Luther,Ryan vs Pittsburgh (02-09-16)
3-Point FG Made	5		Justin Bibbs at Virginia Tech (03-05-16)
	5		Malachi Richardson vs Syracuse (01-02-16)
	5		Ford, Quincy vs Northeastern (11-27-15)
	5		DUNHAM, Kellen vs Butler (11-22-15)
3-Point FG Att.	10		Ford, Quincy vs Northeastern (11-27-15)
3-Pt FG Pct (min 2 made)	1.000	(2-2)	Jalen Hudson vs Virginia Tech (02-17-16)
	1.000	(2-2)	Miller, Jeremy vs Northeastern (11-27-15)
	1.000	(2-2)	WRIGHT, Isaiah vs Utah (11-20-15)
	1.000	(2-2)	Johnny Zuppardo vs Mississippi State (11-19-15)
Free Throws Made	11		Walker, David vs Northeastern (11-27-15)
Free Throw Att.	12		Walker, David vs Northeastern (11-27-15)
FT Pct (min 3 made)	1.000	(10-10)	Barber, Anthony at NC State (01-30-16)
	1.000	(6-6)	London Perrantes at Virginia (01-12-16)
	1.000	(6-6)	DUNHAM, Kellen vs Butler (11-22-15)
	1.000	(5-5)	Seth Allen at Virginia Tech (03-05-16)
	1.000	(5-5)	Abu, Abdul-Malik at NC State (01-30-16)
	1.000	(5-5)	Blossomgame,Jaron at Clemson (01-16-16)
	1.000	(5-5)	Malcolm Brogdon at Virginia (01-12-16)
	1.000	(4-4)	Vasturia,Steve at Notre Dame (03-02-16)
	1.000	(4-4)	ADEL, Deng vs Louisville (02-27-16)
	1.000	(4-4)	Young,Michael vs Pittsburgh (02-09-16)
	1.000	(4-4)	John Collins vs Wake Forest (01-23-16)
	1.000	(4-4)	Roper,Jordan at Clemson (01-16-16)
	1.000	(4-4)	Rathan-Mayes, Xavier vs Florida State (01-09-16)
	1.000	(4-4)	Egbunu, John vs Florida (12-08-15)
	1.000	(4-4)	White III, Andrew at Nebraska (12-01-15)
	1.000	(4-4)	CHAPMAN, Brekkott vs Utah (11-20-15)
	1.000	(3-3)	Colson,Bonzie at Notre Dame (03-02-16)
	1.000	(3-3)	Beasley, Malik vs Florida State (01-09-16)
Rebounds	15		Johnson, Brice at North Carolina (02-20-16)
Assists	8		Justin Robinson at Virginia Tech (03-05-16)
	8		Jackson, Justin at North Carolina (02-20-16)
	8		Eli Carter at Boston College (01-20-16)
	8		Wright, Jay vs Louisiana (11-16-15)
Steals	5		Roper,Jordan at Clemson (01-16-16)
	5		Pointer, Marquise vs Co. of Charleston (12-19-15)
Blocked Shots	5		Bojanovsky, Boris at Florida State (02-14-16)
Turnovers	8		Michael Gbinije vs Syracuse (01-02-16)
Fouls	5		ONUAKU, Chinanu vs Louisville (02-27-16)
	5		Mike Tobey vs Virginia (02-22-16)
	5		Matt Jones vs Duke (01-25-16)
	5		Dinos Mitoglou vs Wake Forest (01-23-16)
	5		DaJuan Coleman vs Syracuse (01-02-16)
	5		Harris, Nick vs Co. of Charleston (12-19-15)
	5		Hill, Kasey vs Florida (12-08-15)

2015-16 Miami Men's Basketball
Miami Combined Team Statistics (as of Mar 05, 2016)
Conference games

RECORD:	OVERALL	HOME	AWAY	NEUTRAL
ALL GAMES	13-5	9-0	4-5	0-0
CONFERENCE	13-5	9-0	4-5	0-0
NON-CONFERENCE	0-0	0-0	0-0	0-0

#	Player	gp-gs	min	avg	Total		3-Point		F-Throw		Rebounds												pts	avg
					fg-fga	fg%	3fg-fga	3fg%	ft-fta	ft%	off	def	tot	avg	pf	dq	a	to	blk	stl				
10	Sheldon McClellan	18-18	601	33.4	86-186	.462	27-78	.346	86-103	.835	8	54	62	3.4	31	0	28	20	7	17	285	15.8		
05	Davon Reed	18-18	536	29.8	75-156	.481	27-71	.380	36-43	.837	14	55	69	3.8	29	0	24	20	9	14	213	11.8		
13	Angel Rodriguez	18-18	561	31.2	70-170	.412	24-88	.273	33-43	.767	16	34	50	2.8	48	3	82	40	3	27	197	10.9		
00	Ja'Quan Newton	14-0	321	22.9	48-111	.432	6-14	.429	39-57	.684	10	28	38	2.7	24	0	28	32	2	11	141	10.1		
23	Tonye Jekiri	18-18	547	30.4	60-125	.480	0-1	.000	14-30	.467	54	99	153	8.5	54	0	16	22	16	11	134	7.4		
21	Kamari Murphy	18-17	438	24.3	38-82	.463	0-4	.000	14-25	.560	32	77	109	6.1	30	0	8	14	11	8	90	5.0		
33	Ivan CruzUceda	16-1	186	11.6	22-58	.379	14-42	.333	6-6	1.000	9	27	36	2.3	23	0	2	9	4	2	64	4.0		
03	Anthony Lawrence	17-0	181	10.6	18-38	.474	9-19	.474	9-19	.474	15	12	27	1.6	14	0	12	7	8	6	54	3.2		
12	James Palmer	18-0	193	10.7	16-50	.320	4-22	.182	15-19	.789	5	8	13	0.7	8	0	12	6	4	11	51	2.8		
15	Ebuka Izundu	6-0	32	5.3	3-3	1.000	0-0	.000	4-6	.667	2	0	2	0.3	9	0	1	3	2	2	10	1.7		
20	Mike Robinson	2-0	2	1.0	1-2	.500	0-1	.000	0-0	.000	0	0	0	0.0	0	0	0	0	0	0	2	1.0		
35	Chris Stowell	2-0	2	1.0	0-0	.000	0-0	.000	0-0	.000	0	0	0	0.0	0	0	0	0	1	0	0	0.0		
Team											21	21	42				8							
Total.....		18	3600		437-981	.445	111-340	.326	256-351	.729	186	415	601	33.4	270	3	213	181	67	109	1241	68.9		
Opponents.....		18	3600		446-1026	.435	100-301	.332	194-266	.729	203	414	617	34.3	313	5	215	206	59	88	1186	65.9		

TEAM STATISTICS	UM	OPP	Date	Opponent	Score	Att.
SCORING	1241	1186	* 01-02-16	SYRACUSE	w 64-51	7041
Points per game	68.9	65.9	* 01-09-16	FLORIDA STATE	w 72-59	7972
Scoring margin	+3.1	-	* 01-12-16	at Virginia	L 58-66	13495
FIELD GOALS-ATT	437-981	446-1026	* 01-16-16	at Clemson	L 65-76	12575
Field goal pct	.445	.435	* 01-20-16	at Boston College	w 67-53	3286
3 POINT FG-ATT	111-340	100-301	* 01-23-16	WAKE FOREST	w 77-63	6928
3-point FG pct	.326	.332	* 01-25-16	DUKE	w 80-69	7972
3-pt FG made per game	6.2	5.6	* 01-30-16	at NC State	L 69-85	18103
FREE THROWS-ATT	256-351	194-266	* 02-03-16	NOTRE DAME	w 79-70	6819
Free throw pct	.729	.729	* 02-07-16	at Georgia Tech	w 75-68	5569
F-Throws made per game	14.2	10.8	* 02-09-16	PITTSBURGH	w 65-63	6609
REBOUNDS	601	617	* 02-14-16	at Florida State	w 67-65	9492
Rebounds per game	33.4	34.3	* 02-17-16	VIRGINIA TECH	w 65-49	6614
Rebounding margin	-0.9	-	* 02-20-16	at North Carolina	L 71-96	20151
ASSISTS	213	215	* 02-22-16	VIRGINIA	w 64-61	7016
Assists per game	11.8	11.9	* 02-27-16	LOUISVILLE	w 73-65	7342
TURNOVERS	181	206	* 03-02-16	at Notre Dame	w 68-50	9149
Turnovers per game	10.1	11.4	* 03-05-16	at Virginia Tech	L 62-77	8911
Turnover margin	+1.4	-				
Assist/turnover ratio	1.2	1.0				
STEALS	109	88				
Steals per game	6.1	4.9				
BLOCKS	67	59				
Blocks per game	3.7	3.3				
ATTENDANCE	64313	100731				
Home games-Avg/Game	9-7146	9-11192				
Neutral site-Avg/Game	-	0-0				

& = Puerto Rico Tip-Off
! = Big Ten / ACC Challenge
* = Conference game

Score by Periods	1st	2nd	Totals
Miami	557	684	1241
Opponents	542	644	1186

2015-16 Miami Men's Basketball
Miami Season/Career Statistics (as of Mar 07, 2016)
All games

SEASON STATISTICS

CAREER STATISTICS

SUMMARY	gp-gs	min/g	fg%	3fg%	ft%	r/g	a/g	stl	blk	pts/g	gp-gs	min/g	fg%	3fg%	ft%	r/g	a/g	stl	blk	pts/g
Sheldon McClellan	30-29	32.3	.495	.390	.852	3.2	1.7	30	9	15.7	68-67	33.1	.488	.372	.838	4.0	1.8	64	16	15.0
Angel Rodriguez	30-30	29.7	.423	.305	.791	2.5	4.3	44	5	11.6	62-59	29.0	.377	.304	.762	2.4	4.1	103	14	11.8
Davon Reed	30-30	28.2	.467	.368	.811	4.1	1.3	22	14	11.3	93-61	25.3	.426	.388	.747	3.2	1.4	65	31	8.6
Ja'Quan Newton	26-1	22.3	.467	.360	.727	2.5	2.5	23	4	10.9	60-4	17.3	.445	.371	.697	1.8	1.9	31	8	7.0
Tonye Jekiri	30-30	29.3	.525	.000	.600	9.1	1.0	13	33	8.1	134-83	21.9	.500	.200	.648	6.5	0.7	62	124	5.6
Ivan CruzUceda	28-7	14.5	.487	.446	1.000	2.8	0.2	6	7	5.7	49-13	15.7	.435	.400	.889	3.1	0.2	14	12	5.5
Kamari Murphy	27-23	23.9	.489	.000	.571	5.9	0.5	10	22	5.5	27-23	23.9	.489	.000	.571	5.9	0.5	10	22	5.5
Anthony Lawrence	28-0	11.9	.506	.447	.588	1.9	0.9	14	9	4.3	28-0	11.9	.506	.447	.588	1.9	0.9	14	9	4.3
James Palmer	30-0	12.4	.363	.279	.688	1.2	0.8	14	5	3.6	68-5	12.9	.390	.330	.673	1.3	0.7	19	14	3.7
Ebuka Izundu	14-0	5.4	.625	.000	.632	1.2	0.2	2	2	2.3	14-0	5.4	.625	.000	.632	1.2	0.2	2	2	2.3
Mike Robinson	8-0	1.6	.556	.571	.000	0.1	0.0	0	0	1.8	8-0	1.6	.556	.571	.000	0.1	0.0	0	0	1.8
Chris Stowell	8-0	1.5	.000	.000	.000	0.4	0.0	0	1	0.0	12-0	1.5	.000	.000	.000	0.3	0.1	0	1	0.0

SCORING	fg-fga	fg%	3fg-fga	3fg%	ft-fita	ft%	pts	pts/g	fg-fga	fg%	3fg-fga	3fg%	ft-fita	ft%	pts	pts/g
Sheldon McClellan	146-295	.495	46-118	.390	132-155	.852	470	15.7	338-692	.488	100-269	.372	244-291	.838	1020	15.0
Angel Rodriguez	116-274	.423	43-141	.305	72-91	.791	347	11.6	226-600	.377	91-299	.304	186-244	.762	729	11.8
Davon Reed	112-240	.467	39-106	.368	77-95	.811	340	11.3	260-611	.426	116-299	.388	168-225	.747	804	8.6
Ja'Quan Newton	93-199	.467	9-25	.360	88-121	.727	283	10.9	138-310	.445	13-35	.371	129-185	.697	418	7.0
Tonye Jekiri	104-198	.525	0-4	.000	36-60	.600	244	8.1	302-604	.500	1-5	.200	142-219	.648	747	5.6
Ivan CruzUceda	56-115	.487	37-83	.446	10-10	1.000	159	5.7	93-214	.435	58-145	.400	24-27	.889	268	5.5
Kamari Murphy	64-131	.489	0-7	.000	20-35	.571	148	5.5	64-131	.489	0-7	.000	20-35	.571	148	5.5
Anthony Lawrence	41-81	.506	17-38	.447	20-34	.588	119	4.3	41-81	.506	17-38	.447	20-34	.588	119	4.3
James Palmer	37-102	.363	12-43	.279	22-32	.688	108	3.6	89-228	.390	35-106	.330	37-55	.673	250	3.7
Ebuka Izundu	10-16	.625	0-0	.000	12-19	.632	32	2.3	10-16	.625	0-0	.000	12-19	.632	32	2.3
Mike Robinson	5-9	.556	4-7	.571	0-0	.000	14	1.8	5-9	.556	4-7	.571	0-0	.000	14	1.8
Chris Stowell	0-1	.000	0-1	.000	0-0	.000	0	0.0	0-2	.000	0-1	.000	0-0	.000	0	0.0

TOTALS	o-reb	d-reb	t-reb	pf	fo	ast	to	a/to	o-reb	d-reb	t-reb	pf	fo	ast	to	a/to
Sheldon McClellan	16	80	96	51	0	51	33	1.5	48	226	274	110	0	125	82	1.5
Angel Rodriguez	22	54	76	75	3	129	69	1.9	36	115	151	164	9	255	143	1.8
Davon Reed	19	104	123	58	0	39	36	1.1	56	243	299	181	1	134	112	1.2
Ja'Quan Newton	13	53	66	38	0	64	54	1.2	21	88	109	72	0	111	93	1.2
Tonye Jekiri	88	186	274	88	0	29	42	0.7	301	574	875	324	10	97	135	0.7
Ivan CruzUceda	15	64	79	53	0	6	19	0.3	33	120	153	72	0	10	32	0.3
Kamari Murphy	42	117	159	52	0	13	22	0.6	42	117	159	52	0	13	22	0.6
Anthony Lawrence	26	28	54	33	0	26	10	2.6	26	28	54	33	0	26	10	2.6
James Palmer	10	27	37	17	0	25	14	1.8	24	67	91	45	0	50	42	1.2
Ebuka Izundu	11	6	17	17	0	3	5	0.6	11	6	17	17	0	3	5	0.6
Mike Robinson	0	1	1	3	0	0	0	0.0	0	1	1	3	0	0	0	0.0
Chris Stowell	0	3	3	1	0	0	1	0.0	0	3	3	2	0	1	1	1.0

2015-16 Miami Men's Basketball
Miami Combined Team Statistics (as of Mar 05, 2016)
All games

RECORD:	OVERALL	HOME	AWAY	NEUTRAL
ALL GAMES	24-6	15-1	6-5	3-0
CONFERENCE	13-5	9-0	4-5	0-0
NON-CONFERENCE	11-1	6-1	2-0	3-0

##	Player	gp-gs	min	avg	Total		3-Point		F-Throw		Rebounds				pf	dq	a	to	blk	stl	pts	avg
					fg-fga	fg%	3fg-fga	3fg%	ft-fga	ft%	off	def	tot	avg								
10	Sheldon McClellan	30-29	970	32.3	146-295	.495	46-118	.390	132-155	.852	16	80	96	3.2	51	0	51	33	9	30	470	15.7
13	Angel Rodriguez	30-30	892	29.7	116-274	.423	43-141	.305	72-91	.791	22	54	76	2.5	75	3	129	69	5	44	347	11.6
05	Davon Reed	30-30	845	28.2	112-240	.467	39-106	.368	77-95	.811	19	104	123	4.1	58	0	39	36	14	22	340	11.3
00	Ja'Quan Newton	26-1	579	22.3	93-199	.467	9-25	.360	88-121	.727	13	53	66	2.5	38	0	64	54	4	23	283	10.9
23	Tonye Jekiri	30-30	879	29.3	104-198	.525	0-4	.000	36-60	.600	88	186	274	9.1	88	0	29	42	33	13	244	8.1
33	Ivan CruzUceda	28-7	407	14.5	56-115	.487	37-83	.446	10-10	1.000	15	64	79	2.8	53	0	6	19	7	6	159	5.7
21	Kamari Murphy	27-23	646	23.9	64-131	.489	0-7	.000	20-35	.571	42	117	159	5.9	52	0	13	22	22	10	148	5.5
03	Anthony Lawrence	28-0	334	11.9	41-81	.506	17-38	.447	20-34	.588	26	28	54	1.9	33	0	26	10	9	14	119	4.3
12	James Palmer	30-0	372	12.4	37-102	.363	12-43	.279	22-32	.688	10	27	37	1.2	17	0	25	14	5	14	108	3.6
15	Ebuka Izundu	14-0	76	5.4	10-16	.625	0-0	.000	12-19	.632	11	6	17	1.2	17	0	3	5	2	2	32	2.3
20	Mike Robinson	8-0	13	1.6	5-9	.556	4-7	.571	0-0	.000	0	1	1	0.1	3	0	0	0	0	0	14	1.8
35	Chris Stowell	8-0	12	1.5	0-1	.000	0-1	.000	0-0	.000	0	3	3	0.4	1	0	0	1	1	0	0	0.0
Team											40	39	79				10					
Total.....		30	6025		784-1661	.472	207-573	.361	489-652	.750	302	762	1064	35.5	486	3	385	315	111	178	2264	75.5
Opponents.....		30	6025		738-1736	.425	178-528	.337	329-473	.696	315	669	984	32.8	569	9	343	348	82	153	1983	66.1

TEAM STATISTICS	UM	OPP	Date	Opponent	Score	Att.
SCORING	2264	1983	11-13-15	UTRGV	w 86-59	6607
Points per game	75.5	66.1	11-16-15	LOUISIANA	w 93-77	5965
Scoring margin	+9.4	-	& 11-19-15	vs Mississippi State	w 105-79	1947
FIELD GOALS-ATT	784-1661	738-1736	& 11-20-15	vs Utah	w 90-66	2001
Field goal pct	.472	.425	& 11-22-15	vs Butler	w 85-75	5309
3 POINT FG-ATT	207-573	178-528	11-27-15	NORTHEASTERN	L 77-78	6635
3-point FG pct	.361	.337	! 12-01-15	at Nebraska	Wot 77-72	15646
3-pt FG made per game	6.9	5.9	12-05-15	CHARLOTTE	w 88-60	6735
FREE THROWS-ATT	489-652	329-473	12-08-15	FLORIDA	w 66-55	7972
Free throw pct	.750	.696	12-19-15	CO. OF CHARLESTON	w 85-63	6956
F-Throws made per game	16.3	11.0	12-22-15	at La Salle	w 95-49	3582
REBOUNDS	1064	984	12-29-15	PRINCETON	w 76-64	6927
Rebounds per game	35.5	32.8	* 01-02-16	SYRACUSE	w 64-51	7041
Rebounding margin	+2.7	-	* 01-09-16	FLORIDA STATE	w 72-59	7972
ASSISTS	385	343	* 01-12-16	at Virginia	L 58-66	13495
Assists per game	12.8	11.4	* 01-16-16	at Clemson	L 65-76	12575
TURNOVERS	315	348	* 01-20-16	at Boston College	w 67-53	3286
Turnovers per game	10.5	11.6	* 01-23-16	WAKE FOREST	w 77-63	6928
Turnover margin	+1.1	-	* 01-25-16	DUKE	w 80-69	7972
Assist/turnover ratio	1.2	1.0	* 01-30-16	at NC State	L 69-85	18103
STEALS	178	153	* 02-03-16	NOTRE DAME	w 79-70	6819
Steals per game	5.9	5.1	* 02-07-16	at Georgia Tech	w 75-68	5569
BLOCKS	111	82	* 02-09-16	PITTSBURGH	w 65-63	6609
Blocks per game	3.7	2.7	* 02-14-16	at Florida State	w 67-65	9492
ATTENDANCE	112110	129216	* 02-17-16	VIRGINIA TECH	w 65-49	6614
Home games-Avg/Game	16-7007	11-10905	* 02-20-16	at North Carolina	L 71-96	20151
Neutral site-Avg/Game	-	3-3086	* 02-22-16	VIRGINIA	w 64-61	7016
			* 02-27-16	LOUISVILLE	w 73-65	7342
			* 03-02-16	at Notre Dame	w 68-50	9149
			* 03-05-16	at Virginia Tech	L 62-77	8911

& = Puerto Rico Tip-Off
 != Big Ten / ACC Challenge
 * = Conference game

Score by Periods	1st	2nd	OT	Totals
Miami	1029	1226	9	2264
Opponents	885	1094	4	1983