



# 2015 MIAMI BASEBALL GAME NOTES

Miami Athletic Communications • 5821 San Amaro Drive • Coral Gables, FL 33146

HurricaneSports.com • Facebook: Facebook.com/TheUBaseball • Twitter: @CanesBaseball • Instagram: @TheUBaseball

Home to Four National Championships (1982, 1985, 1999, 2001) and 42 Consecutive NCAA Postseason Appearances

## GAME INFORMATION

Date: April 8, 2015

Game Time: 6 p.m.

Site: Coral Gables, Fla. / Mark Light Field (4,999)

Video: Canes All-Access (HurricaneSports.com) (\$)

UM Student Radio: WVUM 90.5 FM | WVUM.org (all games)

Live Stats: HurricaneSports.com

Twitter Updates: @CanesBaseball / @HurricaneSports

Postgame Recap: HurricaneSports.com

Series History: Miami leads, 55-13

Miami: Miami leads, 46-10

Boca Raton: Miami leads, 8-3

Neutral Site: Miami leads, 1-0

First Meeting: March 14, 1973 – Miami lost, 1-3

Last Meeting: February 18, 2015 - Miami lost, 3-5

Streak: FAU, one win

## #11 MIAMI

24-9, 11-4 ACC

2014: 44-19, 24-6 ACC (first place, Coastal)

Last Game: April 5, 2015  
10-0 win, Duke

Head Coach: Jim Morris (Elon, 1973)  
DI Career: 1,459-640-4 (34th season)  
at UM: 955-373-3 (22nd season)

Projected Starter: SO LHP Danny Garcia (5-1, 2.76 ERA)

## #21 FAU

26-6, 9-3 C-USA

2014: 28-25, 14-16 C-USA

Last Game: April 5, 2015  
6-1 win, Marshall

Head Coach: John McCormack (Lynn, 1990)  
DI Career: 227-150 (seventh season)  
at FAU: 227-150 (seventh season)

Projected Starter: SO LHP Sean Labsan (2-0, 3.38 ERA)

## UM ATHLETICS COMMUNICATIONS

Camron Ghorbi (Miami, 2011)  
c.ghorbi@miami.edu | @CamronGhorbi  
(305) 284-3230 (office)  
(786) 877-7329 (cell)



## GAME 34

CORAL GABLES, FLA. (ALEX RODRIGUEZ PARK AT MARK LIGHT FIELD)



#11 MIAMI HURRICANES (24-9, 11-4 ACC)

Head Coach: Jim Morris (Elon, 1973)

Career Division I Record: 1,459-640-4 (34th season) | Record at Miami: 955-373-3 (22nd season)



VS.

#21 FLORIDA ATLANTIC OWLS (26-6, 9-3 C-USA)

Head Coach: John McCormack (Lynn, 1990)

Career Division I Record: 227-150 (seventh season) | Record at FAU: 227-150 (seventh season)

## MIDWEEK STORYLINES & NOTABLES

- Miami continues a nine-game homestand with a midweek showdown against FAU at Mark Light Field on April 8.
- Miami is ranked in the top 15 of every college baseball poll. The Hurricanes check in at #9 in *Perfect Game's* top 25, #11 by *Baseball America*, #11 by NCBWA, #11 in the Coaches' Poll, #11 by *Collegiate Baseball* & #13 by *D1Baseball.com*.
- The Hurricanes have a four-game lead in the ACC's Coastal Division with an 11-4 ACC record; Miami is 24-9 overall.
- UM boasts a 55-13 all-time record against FAU, but lost its first of the season series 5-3 in Boca Raton on February 18.
- The Hurricanes have a 17-2 home record in 2015, and have won eight straight home series dating back to 2014.
- Based on the latest rankings from *WarrenNolan.com*, Miami has the #2 RPI nationwide and the #3 strength of schedule.
- Jim Morris became just the eighth coach in Division I baseball history to accumulate 1,400 wins last year. With a 9-5 win over Louisville in March 2015, Morris moved into seventh in all-time wins (1,445) for any coach at a four-year college.
- Sophomore lefthander Danny Garcia picked up his team-leading fifth win in his last start vs. Bethune-Cookman on April 1.
- Junior David Thompson leads Miami and is tied for fourth in the nation with 44 RBI; his nine homers tie for ninth-most.
- UM hit two home runs in its weekend series with Duke to bump its season total to 26; Miami had 25 homers in all of 2014.
- Miami captured the 2014 ACC Baseball Regular Season Championship, finishing atop the ACC with a 24-6 record.
- Miami's streak of 42 consecutive NCAA postseason appearances is the longest active streak in Division I athletics.
- Zack Collins (Golden Spikes, Johnny Bench), Andrew Suarez (Spikes) & Bryan Garcia (Stopper) are on award watch lists.

## PROJECTED STARTERS


## TOP PERFORMERS



Miami:  
LHP Danny Garcia  
5-1, 2.76 ERA




FAU:  
LHP Sean Labsan  
2-0, 3.38 ERA



### JR LHP Thomas Woodrey

- Gone 6.0+ innings in all seven starts
- One earned run last time out vs. Duke
- Two or less earned runs in 6/7 starts
- Made shift to rotation from bullpen
- Has career record of 11-1 in 120+ IP
- Seven walks is fewest among UM SPs



### SR C Garrett Kennedy

- Bumped to No. 2 spot against Duke
- Led Miami to 4-0 week batting .629
- Hitting team-best .438 in ACC play
- Has already set career high RBI (20)
- .378 average is best among regulars
- .486 on-base percentage also tops

## POTENTIAL STARTING LINEUP

Pos.	#	Player	AVG	AB	R	H	2B	3B	HR	RBI	SB-SBA
C	40	Garrett Kennedy	.378	90	20	34	6	1	3	20	0-0
1B	17	Christopher Barr	.277	83	14	23	5	1	0	6	5-5
2B	4	Johnny Ruiz	.267	75	8	20	0	1	0	14	0-0
2B	7	George Iskenderian	.364	129	34	47	6	1	2	29	12-12
3B	8	David Thompson	.344	128	25	44	9	2	9	44	1-3
LF	45	Carl Chester	.264	125	24	33	5	1	4	15	8-11
CF	2	Ricky Eusebio	.304	112	36	34	8	2	2	11	11-13
RF	13	Willie Abreu	.274	113	20	31	4	0	1	22	3-3
DH	0	Zack Collins	.268	112	27	30	6	3	4	19	6-6

## UNIVERSITY INFORMATION

Location	Coral Gables, Fla.
Enrollment	15,629
Founded	1925
Nickname	Hurricanes
Colors	Orange (PMS 1665), Green (PMS 3435) and White
President	Donna E. Shalala
Athletics Director	Blake James
Conference	Atlantic Coast Conference
Stadium / Capacity	Alex Rodriguez Park at Mark Light Field / 4,999

## BASEBALL COACHING / SUPPORT STAFF

Head Coach	Jim Morris
Record at Miami / Seasons	955-373-3 (.717) / 21
Career Division I Record / Seasons	1,459-640-4 (.694) / 33
Career Coaching Record / Seasons	1,590-680-4 (.698) / 37

Assistant Coach / Recruiting Coordinator / Hitting	Gino DiMare (Miami, 1998)
Assistant Coach / Pitching	J.D. Arteaga (Miami, 2002)
Assistant Coach / Catchers	Michael DeLucia (Campbell, 2013)

Strength & Conditioning Coach	Brian Gabriel (Incarnate Word, 1996)
Athletic Trainer	Kenny Johnson (FIU, 2009)
Director of Baseball Operations / Camps	Robert "G.M." McDaniel (FIU, 2003)

## PROGRAM HISTORY

First Year of Baseball	1940
All-Time Program Record	2,429-982-18 (.708)
College World Series Appearances / Last	23 / 2008
College World Series Record	47-38 (.553)
NCAA Regional Appearances/ Last	43 / 2014
NCAA Regional Record	119-43 (.734)
Last Postseason Opponent	Texas Tech / 2014 Coral Gables Regional

## TEAM INFORMATION

2014 Overall Record	44-19
2014 ACC Record / Finish	24 - 6 / 1st Place (Coastal Division, ACC)
Letterwinners Returning / Lost	21 / 12

## POSTSEASON HISTORY

**National Championships:** 4 (1982, 1985, 1999, 2001)  
**ACC Championships:** 1 (2008)  
**College World Series Appearances:** 23 (1974, 1978, 1979, 1980, 1981, 1982, 1984, 1985, 1986, 1988, 1989, 1992, 1994, 1995, 1996, 1997, 1998, 1999, 2001, 2003, 2004, 2006, 2008)  
**Super Regional Appearances:** 10 (1999, 2000, 2001, 2002, 2003, 2004, 2005, 2006, 2008, 2010)  
**Super Regional Titles:** 6 (1999, 2001, 2003, 2004, 2006, 2008)  
**NCAA Regional Appearances:** 43 (1971, 1973, 1974, 1975, 1976, 1977, 1978, 1979, 1980, 1981, 1982, 1983, 1984, 1985, 1986, 1987, 1988, 1989, 1990, 1991, 1992, 1993, 1994, 1995, 1996, 1997, 1998, 1999, 2000, 2001, 2002, 2003, 2004, 2005, 2006, 2007, 2008, 2009, 2010, 2011, 2012, 2013, 2014)  
**NCAA Regional Titles:** 27 (1974, 1978, 1979, 1980, 1981, 1982, 1984, 1985, 1986, 1988, 1989, 1992, 1994, 1995, 1996, 1997, 1998, 1999, 2001, 2002, 2003, 2004, 2005, 2006, 2008, 2010)

## 2015 SCHEDULE (24-9, 11-4 ACC)

FEBRUARY (8-3)				
DATE	DAY	OPPONENT	TIME (ET)	RESULT
Feb. 13	Friday	RUTGERS	7:00 p.m.	W (5-2)
Feb. 14	Saturday	RUTGERS (G1)	2:00 p.m.	W (9-5)
Feb. 14	Saturday	RUTGERS (G2)	7:00 p.m.	W (9-3)
Feb. 15	Sunday	RUTGERS	1:00 p.m.	W (25-4)
Feb. 18	Wednesday	at FAU	6:30 p.m.	L (3-5)
Feb. 20	Friday	at Florida	7:00 p.m.	L (3-4)
Feb. 21	Saturday	at Florida	7:30 p.m.	W (7-2)
Feb. 22	Sunday	at Florida	1:00 p.m.	L (1-2)
Feb. 25	Wednesday	BARRY	6:00 p.m.	W (5-3)
Feb. 27	Friday	WRIGHT STATE	7:00 p.m.	W (8-7)
Feb. 28	Saturday	WRIGHT STATE	7:00 p.m.	W (4-3)
MARCH (12-6)				
DATE	DAY	OPPONENT	TIME (ET)	RESULT
March 1	Sunday	WRIGHT STATE	1:00 p.m.	L (6-12)
March 3	Tuesday	at Miami Marlins ( <i>exhibition</i> )	1:05 p.m.	L (1-7)
March 4	Wednesday	FGCU	6:00 p.m.	W (7-3)
March 7	Saturday	at Louisville* (G1)	1:00 p.m.	L (6-9)
March 7	Saturday	at Louisville* (G2)	4:10 p.m.	W (9-5)
March 8	Sunday	at Louisville*	1:00 p.m.	L (4-5)
March 10	Tuesday	at FGCU	6:30 p.m.	W (15-4)
March 11	Wednesday	STETSON	6:00 p.m.	W (7-0)
March 13	Friday	NC STATE*	7:00 p.m.	W (3-2) (10)
March 14	Saturday	NC STATE*	7:00 p.m.	W (9-2)
March 15	Sunday	NC STATE*	1:00 p.m.	W (6-0)
March 17	Tuesday	ARMY	6:00 p.m.	W (9-1)
March 20	Friday	at Wake Forest*	6:00 p.m.	W (15-2)
March 21	Saturday	at Wake Forest*	4:00 p.m.	W (12-7)
March 22	Sunday	at Wake Forest*	1:00 p.m.	L (4-10)
March 25	Wednesday	FGCU	6:00 p.m.	L (1-8)
March 27	Friday	at North Carolina*	6:30 p.m.	W (4-3)
March 28	Saturday	at North Carolina*	3:00 p.m.	W (4-3) (11)
March 29	Sunday	at North Carolina*	1:00 p.m.	L (3-10)
APRIL (4-0)				
DATE	DAY	OPPONENT	TIME (ET)	RESULT
April 1	Wednesday	BETHUNE-COOKMAN	6:00 p.m.	W (13-3)
April 3	Friday	DUKE*	7:00 p.m.	W (4-3)
April 4	Saturday	DUKE*	7:00 p.m.	W (3-2)
April 5	Sunday	DUKE*	1:00 p.m.	W (10-0)
April 8	Wednesday	FAU	6:00 p.m.	
April 10	Friday	VIRGINIA TECH*	7:00 p.m.	
April 11	Saturday	VIRGINIA TECH*	7:00 p.m.	
April 12	Sunday	VIRGINIA TECH*	1:00 p.m.	
April 15	Wednesday	UCF	6:00 p.m.	
April 17	Friday	at Virginia*	6:00 p.m.	
April 18	Saturday	at Virginia*	4:00 p.m.	
April 19	Sunday	at Virginia*	1:00 p.m.	
April 22	Wednesday	FAU	6:00 p.m.	
April 24	Friday	FLORIDA STATE*	7:00 p.m.	
April 25	Saturday	FLORIDA STATE*	7:00 p.m.	
April 26	Sunday	FLORIDA STATE*	1:00 p.m.	
MAY (0-0)				
DATE	DAY	OPPONENT	TIME (ET)	RESULT
May 2	Saturday	at Pittsburgh* (G1)	1:00 p.m.	
May 2	Saturday	at Pittsburgh* (G2)	7:00 p.m.	
May 3	Sunday	at Pittsburgh	1:00 p.m.	
May 6	Wednesday	BETHUNE-COOKMAN	6:00 p.m.	
May 8	Friday	NEW YORK TECH	7:00 p.m.	
May 9	Saturday	NEW YORK TECH	7:00 p.m.	
May 10	Sunday	NEW YORK TECH	1:00 p.m.	
May 14	Thursday	GEORGIA TECH*	7:00 p.m.	
May 15	Friday	GEORGIA TECH*	7:00 p.m.	
May 16	Saturday	GEORGIA TECH*	1:00 p.m.	
May 20-24		2015 ACC Championship (Durham, N.C)		
May 30 - June 25		2015 NCAA Baseball Championship		

# U BASEBALL

## 2015 UNIVERSITY OF MIAMI BASEBALL ROSTER

No.	Name	Pos.	B/T	HT.	WT.	Year	Hometown / High School / Previous School
0	Zack Collins	C	L/R	6-3	220	Soph.	Pembroke Pines, Fla. / American Heritage
2	Ricky Eusebio	OF	R/R	5-11	195	Jr.	Homestead, Fla. / Gulliver Prep
4	Johnny Ruiz	INF	L/R	5-11	195	Soph.	Coral Gables, Fla. / Westminster Christian
7	George Iskenderian	INF	R/R	6-0	190	Jr.	Englewood Cliffs, N.J. / Don Bosco Prep (Indian River CC)
8	David Thompson	3B	R/R	6-2	220	Jr.	Miami, Fla. / Westminster Christian
10	Justin Smith	OF	R/R	6-2	205	Fr.	St. John's, Fla. / Bartram Trail
13	Willie Abreu	OF	L/L	6-4	225	Soph.	Hialeah, Fla. / Mater Academy
14	Danny Garcia	LHP	L/L	6-1	195	Soph.	Miami, Fla. / Westwood Christian
17	Christopher Barr	1B/OF	L/L	6-1	200	Soph.	Royal Palm Beach, Fla. / Royal Palm Beach
18	Michael Mediavilla	LHP	L/L	6-5	225	Fr.	Hialeah, Fla. / Mater Academy
19	Bryan Garcia	RHP	R/R	6-1	205	Soph.	Miami, Fla. / Christopher Columbus
22	Luke Spangler	LHP	L/L	6-0	160	Fr.	Cape Coral, Fla. / Cape Coral
24	Jacob Heyward	OF	R/R	6-3	201	Soph.	McDonough, Ga. / Eagle's Landing Christian
27	Ryan Otero	RHP	R/R	6-5	205	R-Jr.	Coral Gables, Fla. / Ransom Everglades School
28	Malik Rosier	OF	R/R	6-3	213	Fr.	Mobile, Ala. / Faith Academy
30	Andrew Suarez	LHP	L/L	6-2	205	R-Jr.	Miami, Fla. / Christopher Columbus
31	Sam Abrams	RHP	R/R	5-9	175	Sr.	Miami, Fla. / Killian
32	Andy Honiotes	RHP	R/R	6-3	190	Fr.	Geneva, Ill. / Geneva Community
34	Derik Beauprez	RHP	L/R	6-5	233	Soph.	Cherry Hills Village, Colo. / Cherry Creek
35	Devin Meyer	RHP	L/R	6-3	180	Fr.	Coral Springs, Fla. / Coral Springs Christian Academy
37	Keven Pimentel	RHP	R/R	6-3	224	Fr.	Huntington Station, N.Y. / Montverde Academy
38	Daniel Briggi	RHP	R/R	6-0	190	Sr.	Croton, N.Y. / Hendrick Hudson
39	Cooper Hammond	RHP	R/R	6-3	205	Soph.	Venice, Fla. / Venice Senior
40	Garrett Kennedy	C	L/R	6-1	210	Sr.	Davie, Fla. / Archbishop McCarthy
42	Edgar Michelangeli	INF	R/R	6-1	210	R-Soph.	Miami, Fla. / Florida Christian
43	Thomas Woodrey	LHP	L/L	6-3	205	Jr.	Lighthouse Point, Fla. / Cardinal Gibbons
44	Peter Crocitto	1B	R/R	6-0	205	Fr.	Palm City, Fla. / South Fork
45	Carl Chester	OF	R/R	6-0	190	Fr.	Longwood, Fla. / Lake Brantley
47	Enrique Sosa	RHP	R/R	5-10	180	Jr.	Panama City, Panama / Acad. Interamericana de Panama
49	Daniel Epstein	LHP	L/L	6-0	160	Fr.	Weston, Fla. / University School
51	Brandon Lopez	SS	R/R	6-1	190	Jr.	Miramar, Fla. / American Heritage
52	Daniel Sayles	LHP	L/L	6-4	212	Sr.	Wauwatosa, Wisc / Wauwatosa E / Sac. City College
55	Jesse Lepore	RHP	R/R	6-4	210	Fr.	Beverly Hills, Fla. / Trinity Catholic

**Head Coach:** Jim Morris, Elon (1973), 22nd season

**Assistant Coaches:** Gino DiMare, Miami (1998), 16th season

J.D. Arteaga, Miami (2002), 13th season

Michael DeLucia, Campbell (2013), 1st season

**Strength & Conditioning Coach:** Brian Gabriel, Incarnate Word (1996), 2nd season

**Director of Baseball Operations & Camps:** Robert McDaniel, FIU (2003), 15th season

**Athletic Trainer:** Kenny Johnson, FIU (2009), 3rd season

### PRONUNCIATION GUIDE

Willie Abreu	uh-BRAY-oo
Derik Beauprez	boh-PRAY
Peter Crocitto	cruh-SHEE-toe
Ricky Eusebio	you-SAY-bee-oh
George Iskenderian	ehsk-in-DARE-ee-an
Jesse Lepore	le-POOR-ee
Michael Mediavilla	med-ee-uh-VEE-yuh
Edgar Michelangeli	my-cuh-LANJ-uh-lee
Keven Pimentel	pim-ehn-TELL
Malik Rosier	ro-ZHEER

**3 JIM MORRIS HEAD COACH**

**THE HURRICANES SKIPPER**

- 1999 & 2001 National Coach of the Year (*Collegiate Baseball*)
- 1999 & 2001 National Coach of the year (*ABCA*)
- 1994 Coach of the Year (*Baseball America*)
- 2008 ACC Coach of the Year

Entering his 22nd season at Miami, few programs have qualified for the College World Series as much as Jim Morris and his Hurricanes. Miami, which has qualified for the NCAA Tournament an NCAA-record 42 consecutive years, has made it to Omaha in 11 of Morris' 21 seasons in Coral Gables. Morris set an NCAA record for guiding a program to the CWS in each of his first six years at UM. In addition, Morris won a record 13 consecutive NCAA Regionals from 1994-2006.

Morris has directed the Hurricanes to a 952-373-3 (.717) mark since arriving in 1994. Including his 12 seasons at Georgia Tech (1982-93), Morris has forged a 1,456-640-4 (.694) Division I record in 33 years as a head coach. Overall, Morris has been the head coach at the collegiate level for 36 seasons, spending the first four at DeKalb (Ga.) C.C. (now Georgia Perimeter College) from 1976-79, and has recorded a 1,587-680-4 (.698) mark.

In addition to carrying on Miami's great baseball reputation in the last 20 years, Morris personally led the charge in the construction of Alex Rodriguez Park, and logged hundreds of hours raising funds for the stadium project.

**MORRIS IS A REGIONAL REGULAR**

Jim Morris earned his 30th consecutive NCAA regional bid in 2014 when he guided the Canes to one of 16 host spots in the tournament. He has led Miami to a regional in each of his 21 seasons (1994-2014), winning 15 of those appearances. The 13 consecutive regional championships (1994-2006) was an NCAA record. He also went to nine straight regionals from 1985-93 with Georgia Tech. Additionally, Miami has advanced to nine Super Regionals under Morris.

Affectionately known as "3" by those surrounding the UM program, Morris led the 2014 Hurricanes to their 42nd-straight NCAA Tournament. Despite six signees being drafted in the 2013 MLB Draft, the Hurricanes reeled in a top-five recruiting class by national publications, with Zack Collins named *Baseball America* National Freshman of the Year under his direction in 2014.

**MORRIS IN 36th SEASON AS HEAD COACH**

Morris entered 2015 as the fourth-winningest active coach in Division I baseball with 1,435 wins. He wasted little time in moving up the record books, moving into sole possession of eighth place in all-time wins (1,439) on Feb. 15 with a 25-4 win over Rutgers and then seventh place with a 9-5 win over Louisville on March 7 (1,445).

Morris won his 1,500th game as a head coach in Miami's 4-1 upset of No. 1 North Carolina on March 15, 2013 in Chapel Hill, N.C.

Morris reached two coaching milestones in the first half of the 2014 season. He became just the eighth Division I coach to reach 1,400 wins in a 5-2 win over Boston College on March 8, and won his 900th game at Miami in a 7-1 upset of No. 3 Virginia on March 22.

Morris notched his milestone 1,000th win against Georgia Tech, with a 16-13 victory on April 4, 2004. Thirteen days later, he notched win No. 500 at Miami with a 7-3 win



against Florida State on April 17. Morris' 1,000th win as a head coach, including time at DeKalb College, came in a 5-3 win over Northeastern in March 2001.

**MAJOR LEAGUE GUIDANCE**

Over 150 professional baseball players have played under Morris during their college careers at Miami, Georgia Tech and DeKalb.

Among the players Morris coached at Miami that went on to play in the Major Leagues were Yonder Alonso (San Diego), Ryan Braun (Milwaukee), Pat Burrell (Tampa Bay), Alex Cora (New York Mets), Yasmani Grandal (San Diego), Bobby Hill (San Diego), Aubrey Huff (Detroit), Ryan Jackson (St. Louis), Chris Perez (Cleveland), Cesar Carrillo (San Diego), Brian Barton (St. Louis), Eddy Rodriguez (San Diego), Gaby Sanchez (Florida), Blake Tekotte (Chicago White Sox), Charlton Jimerson (Houston), Jay Tessmer (New York Yankees), Danny Valencia (Minnesota Twins), Jon Jay (St. Louis), Danny Graves (Cincinnati) and Jason Michaels (Houston).

Standout players under Morris from his days at Georgia Tech were Nomar Garciaparra (Los Angeles Dodgers), Jay Payton (Oakland A's) and Jason Varitek (Boston Red Sox).

Morris has also enjoyed success on the International scene. From 1989-90, Morris served as head coach of the USA Baseball team that won a Silver Medal in the 1989 Presidential Cup (Taiwan), Bronze Medal at the Goodwill Games and the 1990 International Baseball Association (IBA) World All-Star Game in Atlanta. In 1987, Morris served as pitching coach under Ron Fraser at the Pan American Games (Silver Medal).

**FAMILY MAN**

Coach Morris and his wife Nhan live in Miami with their three-year old son, James W. Morris IV (Will).

**MIDWEEK NEWS & NOTES**

**HOME SWEET HOME**

- After sweeping its ACC weekend series against **Duke**, #11 Miami continues its **nine-game homestand** Wednesday with a midweek game against **FAU**. First pitch is set for 6 p.m. at Mark Light Field.
- The Hurricanes **hold a commanding 55-13 all-time series lead** against the Owls, but dropped the first head-to-head matchup 5-3 back on **Feb. 18**. The season series finale is in Coral Gables on **April 22**.
- Miami is **17-2** in games played at **Mark Light Field** this season, and has won **eight straight home series** dating back to 2014.
- FAU is **26-6** overall this season with a **9-3** record in C-USA play. *Baseball America* ranked FAU #21 in its top 25 released Monday.

**SIMPLY THE BEST**

- Redshirt junior **Andrew Suarez** put together one of the **best outings of his career** vs. Duke on **April 4**, and was recognized with **ACC Pitcher of the Week** honors two days later.
- Suarez struck out a **career-high 12 batters in 8.0 innings**, allowing two runs (**none earned**) while walking just one. He threw **105 pitches**, and struck out the side looking in his final inning of work.
- 8.0 innings represented a **season-long outing** for Suarez.
- The weekly honor was the **third** for a Hurricane this season - **David Thompson** was recognized as ACC Player of the Week (March 16) and ACC Co-Player of the Week (March 23) in **back-to-back weeks**.

**SAVING THE BEST FOR LAST**

- Senior **Garrett Kennedy** has been one of Miami's top contributors in his final season, hitting a team-best **.378** in 25 starts.
- Kennedy, who **batted just .231 in his junior season**, was bumped to the **No. 2 spot** in the lineup prior to the April 4 game vs. Duke. He responded with **back-to-back three-hit games** against the Blue Devils.
- Miami finished **4-0 in its most recent week**, and **Kennedy led** all players with **nine hits in 13 at bats** (.692 average) with **eight RBI**.
- Kennedy has already tied or set **new career highs in runs** (20), **doubles** (six), **triples** (one), **home runs** (three) and **RBI** (20). He is just one hit shy of his 2013 **career-high total** of 35 hits.
- Through 33 games last season, Kennedy was batting just **.212** (18-for-85) with **two home runs** and **12 RBI**.

**HEATING UP**

- Over the **past five games**, junior infielder **George Iskenderian** is hitting **.476** with **team-best 10 hits** and **four steals** (4-for-4).
- Over the **past 10 games**, senior catcher **Garrett Kennedy** is hitting **.424** with a **team-high 14 hits** and **12 RBI**.
- Junior lefthander **Thomas Woodrey** has tossed at **least 6.0 innings in all seven of his starts** - he has allowed **two earned runs or fewer in six of his seven starts** on the mound.

**STRIKE EARLY, STRIKE OFTEN**

- **101** of Miami's **233** runs scored this season (**43.3%**) have come in the **first three innings** of the game - Miami is **17-3 when scoring first** in 2015. The Hurricanes have a **7-6 record** in games when opponent scores first.
- When scoring in the **first inning**, Miami has an **11-2 record**.

**ACC STANDINGS**

ATLANTIC	ACC	OVERALL
Louisville	14-1	25-7
Florida State	11-4	25-8
Wake Forest	8-7	21-13
NC State	7-7	19-11
Clemson	7-8	16-15
Notre Dame	6-9	20-10
Boston College	5-9	13-16

COASTAL	ACC	OVERALL
MIAMI	11-4	24-9
Georgia Tech	7-8	21-11
North Carolina	7-8	18-13
Virginia Tech	7-8	17-17
Virginia	6-9	19-12
Duke	4-11	19-13
Pittsburgh	4-11	11-19

**ACC RECORDS: YEAR-BY-YEAR**

Year	Record	Finish (ACC/Div.)
2014	<b>24-6</b>	1st / 1st Coastal
2013	<b>14-16</b>	8th / 5th Coastal
2012	<b>16-14</b>	5th / 3rd Coastal
2011	<b>19-10</b>	4th / 4th Coastal
2010	<b>20-10</b>	3rd / 3rd Coastal
2009	<b>18-12</b>	5th / 3rd Coastal
2008	<b>23-5</b>	1st / 1st Coastal
2007	<b>17-13</b>	5th / 3rd Coastal
2006	<b>17-13</b>	5th / 4th Coastal
2005	<b>19-10-1</b>	3rd Place (no div.)

**IN THE POLLS**

*Perfect Game: #9*  
*Baseball America: #11*  
 NCBWA: #11  
*USA Today Coaches' Poll: #11*  
*Collegiate Baseball Newspaper: #11*  
*D1Baseball.com: #13*

**WINNINGEST ACTIVE COACHES**  
 (ENTERING 2015)

- 1) Augie Garrido (Texas) - 1,920
- 2) Mike Martin (Florida State) - 1,813
- 3) Mark Marquess (Stanford) - 1,530
- 4) **Jim Morris (Miami) - 1,435**
- 5) Jack Leggett (Clemson) - 1,300

**BASEBALL AMERICA T-25**

- 1) Vanderbilt (SEC)
- 2) Texas A&M (SEC)
- 3) Louisiana State (SEC)
- 4) Texas Christian (Big 12)
- 5) **Louisville \* (ACC)**
- 6) Southern California (Pac 12)
- 7) UCLA (Pac 12)
- 8) **Florida State \* (ACC)**
- 9) Arizona State (Pac 12)
- 10) **Florida (SEC)**
- 11) **MIAMI \* (ACC)**
- 12) **UCF (The American)**
- 13) UC Santa Barbara (Big West)
- 14) Rice (C-USA)
- 15) Oklahoma State (Big 12)
- 16) Dallas Baptist (MVC)
- 17) Illinois (Big 10)
- 18) Coastal Carolina (Big South)
- 19) Maryland (Big 10)
- 20) Missouri (SEC)
- 21) **FAU (Conference USA)**
- 22) **Virginia \* (ACC)**
- 23) Cal (Pac 12)
- 24) Missouri State (MVC)
- 25) Iowa (Big 10)

\*bold italics indicates 2015 opponent\*

**PRESEASON ALL-AMERICANS**

**Zack Collins**

- Golden Spikes Award Watch
- *Baseball America* (1st Team)
- *Collegiate Baseball* (1st)
- *D1Baseball.com* (1st)
- *Perfect Game* (1st)

**Bryan Garcia**

- Stopper of the Year Watch
- NCBWA (1st Team)
- *Collegiate Baseball* (2nd)
- *Perfect Game* (3rd)

**Andrew Suarez**

- *Golden Spikes Award Watch*
- *Collegiate Baseball* (2nd Team)

**David Thompson**

- *Baseball America* (2nd Team)

**MIDWEEK NEWS & NOTES**

**MILESTONES FOR MORRIS**

- After leading his team to a 44-19 record in 2014, **head coach Jim Morris moved into ninth place** all-time in college baseball history (regardless of Division, four-year colleges) with 1,435 wins.
- Morris **wasted little time in moving up** that list in 2015, taking over **sole possession of eighth place** when Miami topped Rutgers 25-4 on Feb. 15, 2015 - his 1,439th win as head coach. **He moved into seventh place (1,445) when Miami beat Louisville on March 7.**
- Morris ranks as the **fourth-winningest** among active **Division I coaches by career victories (1,459)** and **fifth** in winning percentage (.694). He is also the **second-winningest coach in ACC history.**
- Morris became just the **eighth coach in the history of Division I baseball** to accumulate **1,400 wins when Miami beat Boston College 5-2 on March 8, 2014.**

**SHUT THEM DOWN**

- Miami's bullpen has recorded a **2.35 ERA in 129.2 combined innings this season**, and has been a key reason for UM's success.
- Among the Hurricanes' top arms out of the bullpen: sophomore All-American closer **Bryan Garcia** (1.69 ERA, seven saves), freshman lefthander **Michael Mediavilla** (2.35 ERA, 16 appearances, 21 Ks), senior walk-on **Daniel Briggi** (1.64 ERA, 16 Ks) and righthanded sidewinder **Cooper Hammond** (3.38 ERA, 16 appearances).
- Miami's staff ERA to open the week (3.15) **was the third-best mark in the ACC.**

**THERE'S NO PLACE LIKE HOME**

- Miami is off to a **17-2 start at home** through its first 15 games.
- UM finished the 2014 season with a **11-4 home record in ACC play**, and a **23-10 overall home record.** UM has won **eight straight home series** dating back to 2014, including all four series in 2015: Rutgers, Wright State, NC State and Duke.
- Miami is batting **.318 at home** with a **.432 on-base percentage.**
- Senior **Garrett Kennedy** is batting **.440 in 18 games at home**, with 22 hits, five doubles and 13 RBI. Junior **George Iskenderian** is batting **.380 at home** with 20 RBI and 20 runs scored.
- Miami's **staff ERA** is nearly two **full runs better at home (2.35)** than on the road (4.28)

**POWER SURGE**

- After connecting for two home runs against Duke, Miami has **26 this season.** The Hurricanes had **25 homers** in all of 2014.
- **David Thompson** (nine), **Zack Collins** (four), **Carl Chester** (four), **Garrett Kennedy** (three), **George Iskenderian** (two) and **Ricky Eusebio** (two) lead Miami with multiple home runs this season.

**RON FRASER STATUE DEDICATION DATE SET**

- The **Ron Fraser Statue Dedication & Unveiling** is set for **Friday, April 24 at 4 p.m.** on the DiMare Champions Plaza outside of Mark Light Field. The statue was sculpted by Zenos Frudakis.
- The statue dedication is **open to the public**, and **admission is free.** Tickets to the **7 p.m. Florida State game** that night are **expected to sell out.**

**2014 RETURNING STAT LEADERS**

**OFFENSE**

**Average:** Zack Collins (.298)  
**Games Played:** Z. Collins / W. Abreu (61)  
**Games Started:** Willie Abreu (59)  
**At Bats:** Willie Abreu (220)  
**Runs:** Zack Collins (32)  
**Hits:** Zack Collins / Willie Abreu (61)  
**Doubles:** Zack Collins (14)  
**Triples:** Zack Collins (3)  
**Home Runs:** Zack Collins (11)  
**Runs Batted In:** Zack Collins (54)  
**Total Bases:** Zack Collins (114)  
**SLG Percent.:** Zack Collins (.556)  
**Walks:** Zack Collins (42)  
**OB Percent.:** Zack Collins (.427)  
**Stolen Bases:** R. Eusebio / B. Lopez (6)

**PITCHING**

**ERA (50+ IP):** Bryan Garcia (1.75)  
**Wins:** Bryan Garcia (7)  
**Losses:** Bryan Garcia (4)  
**Appearances:** Cooper Hammond (35)  
**Games Started:** Andrew Suarez (16)  
**Complete Games:** Andrew Suarez (1)  
**Saves:** Bryan Garcia (15)  
**Innings Pitched:** Andrew Suarez (109.2)  
**Hits Allowed:** Andrew Suarez (108)  
**Runs Allowed:** Andrew Suarez (46)  
**Ear. Runs Allowed:** Andrew Suarez (36)  
**Walks:** Bryan Garcia (19)  
**Strikeouts:** Andrew Suarez (87)  
**Wild Pitches:** Andrew Suarez (11)  
**B/AVG Against:** Bryan Garcia (.220)

**THE LAST TIME A HURRICANE...**

<b>Led Off Game with HR....</b>	Carl Chester (3/21/2015 vs. Wake Forest)
<b>Back-to-Back Games with Leadoff HR ...</b>	Charlton Jimerson (6/09/2001, 6/11/2001)
<b>Had Six Hits in a Game...</b>	Mark Sobolewski (3/18/2008 vs. Cornell)
<b>Five Hits...</b>	Nathan Melendres (4/23/2011 vs. North Carolina)
<b>Two Hits in One Inning...</b>	Jason Hagerty (3/7/2008 vs. Boston College)
<b>Hit Three HR's in a Game...</b>	Scott Lawson (6/5/2010 vs. Texas A&M)
<b>Two HR's...</b>	David Thompson (3/20/2015 vs. Wake Forest)
<b>Hit Two HR's in One Inning...</b>	Kevin Brown (3/16/1999 vs. Ohio State)
<b>Hit Pinch Hit HR...</b>	Sebastian Diaz (5/2/2014 vs. Alabama St.)
<b>Hit Inside the Park HR...</b>	Paco Figueroa (5/8/2005 vs. Jacksonville)
<b>Hit Grand Slam...</b>	David Thompson (3/20/2015 vs. Wake Forest)
<b>Hit for the Cycle...</b>	Gaby Sanchez (5/2/2003 vs. Pace)
<b>Record 10 RBI in One Game...</b>	Kevin Brown (5/27/2001 vs. Stetson)
<b>Nine RBI...</b>	Chad Rupp (4/25/1998 vs. FSU)
<b>Eight RBI...</b>	Danny Valencia (4/9/2005 vs. Virginia)
<b>Seven RBI...</b>	David Thompson (3/20/2015 vs. Wake Forest)
<b>Six RBI...</b>	David Thompson (3/10/2015 vs. FGCU)
<b>Threw CG Shutout...</b>	Andrew Suarez (5/30/2014 vs. Bethune-Cookman)
<b>Recorded Back-to-Back CG's...</b>	David Gil (5/12/2000, 5/27/2000)
<b>Recorded CG 1-Hit S/O...</b>	J.D. Cockroft (5/31/2003 vs. FAU)
<b>Recorded a Perfect Game...</b>	Javi Salas (3/4/2014 vs. Villanova)
<b>Recorded a No-Hitter (non-PG)...</b>	Alex Fernandez (3/18/1989 vs. Maine)
<b>Struck Out 10 Batters...</b>	Enrique Sosa (2/14/2015 vs. Rutgers)
<b>Recorded Three-Pitch Inning...</b>	Chris Hernandez (6/2/2010 vs. Florida)
<b>Recorded Three Pickoffs in a Game...</b>	Brian Walker (3/16/2001 vs. East Carolina)

## MIDWEEK NEWS & NOTES

### PICKING UP WHERE HE LEFT OFF

• Then-freshman **Bryan Garcia** was named the team's closer just prior to the 2014 season opener and rewarded the coaching staff with an **All-American** campaign (NCBWA, third team).

• Garcia has **seven saves in 16 appearances**, and has **allowed just four earned runs in 21.2 innings**. He has 17 strikeouts on the year, and now has **22 career saves - sixth-most in UM history**.

• An **All-ACC Second Team** selection as a reliever, **Garcia set the Miami freshman saves record** and tied for **11th-most saves nationally** with 15 in 2014. He was a consensus Freshman All American first-team selection at reliever.

### #CARDIACCANES

• Miami has played **10 one-run games in 2015**, and is 7-3 in those contests. The opening stretch continues a trend from last season for the Hurricanes, **who were 16-3 in one-run games in 2014**.

• Bryan Garcia earned **back-to-back saves** in wins over **Duke** (4-3, 3-2) to help clinch two one-run wins in a sweep for Miami last weekend.

• Miami won two one-run games against **UNC**, both by a final score of **4-3**, and both required late comebacks for the Hurricanes. David Thompson's solo homer vs. **NC State** in the **10th inning (March 13)** gave Miami its **third walk-off win** of the season.

• Miami picked up its **first two walk-off wins** of the 2015 season against **Wright State**, as **Garrett Kennedy** connected on a two-run, two-out home run on Feb. 27, while **Willie Abreu** won the game on a single on Feb. 28.

### HIGH EXPECTATIONS

• After capturing the **2014 ACC Regular Season Championship**, the Hurricanes entered 2015 ranked in the **top 15 of every major college baseball preseason poll**.

• Miami was also ranked No. 10 by *Perfect Game*, No. 14 by *Collegiate Baseball Newspaper*, No. 14 in the *USA Today* Coaches Poll and No. 14 by *D1Baseball.com*.

• The Hurricanes feature a number of **Preseason All-Americans**, including reigning **2014 ACC Freshman of the Year** Zack Collins (consensus), **All-ACC closer** Bryan Garcia and **Washington Nationals' second-rounder** & staff ace Andrew Suarez.

• Miami's recruiting class was **ranked No. 2 nationwide** by *Perfect Game*, and includes MLB Draft picks: **George Iskenderian** (34th round), OF **Carl Chester** (38th) and LHP **Michael Mediavilla** (40th).

### DEATH, TAXES & THE NCAA POSTSEASON

• The Miami Hurricanes **extended their own college baseball record** with their **42nd consecutive trip to the NCAA postseason** in 2014. Miami **has not missed the postseason since 1973**.

• The Hurricanes' 42 straight trips to the NCAA postseason are the **longest active postseason streak of any Division I program in any sport nationwide**.

• Jim Morris has led teams to the **NCAA postseason in 30 straight years - all 21 years at Miami** and his final **nine years at Georgia Tech**. Miami has **not missed the postseason since 1972**.

• Miami is the **only school in the state of Florida** to have won a national championship; UM won titles in **1982, 1985, 1999 & 2001**.

## PERFECT GAME T-25

- 1) Louisiana State (SEC)
- 2) Texas Christian (Big 12)
- 3) Vanderbilt (SEC)
- 4) Texas A&M (SEC)
- 5) **Louisville** \* (ACC)
- 6) UCLA (Pac 12)
- 7) **Florida State** \* (ACC)
- 8) Arizona State (Pac 12)
- 9) **MIAMI** (ACC)
- 10) **Florida** (SEC)
- 11) UC-Santa Barbara (Big West)
- 12) Southern California (Pac 12)
- 13) Illinois (Big 10)
- 14) **Virginia** \* (ACC)
- 15) Oregon State (Pac 12)
- 16) **Florida Atlantic** (C-USA)
- 17) **UCF** (The American)
- 18) Dallas Baptist (MVC)
- 19) Oklahoma State (Big 12)
- 20) Maryland (Big 10)
- 21) South Carolina (SEC)
- 22) **North Carolina** \* (ACC)
- 23) Nebraska (Big 10)
- 24) Houston (The American)
- 25) Iowa (Big 10)

\*bold italics indicates 2015 opponent\*

### Dropped Out:

- California (Pac 12)
- Arizona (Pac 12)
- Texas (Big 12)

## MLB PLAYERS (since 1999)

- 1) Louisiana State - 45
- 2) Stanford - 41
- T-3) Arizona State - 36
- T-3) Long Beach State - 36
- T-5) MIAMI - 35**
- T-5) Cal State Fullerton - 35
- T-5) Southern California - 35

**\*\*\* Miami's six players on 2015 Opening Day MLB rosters were tied for the fourth-most among all schools.**


## GAMEWINNING HITS / RBI

- |      |                                   |
|------|-----------------------------------|
| 2/13 | <b>Johnny Ruiz</b> (1B)           |
| 2/14 | <b>Zack Collins</b> (2B)          |
| 2/14 | <i>None</i> (E-4)                 |
| 2/15 | <b>Ricky Eusebio</b> (2B)         |
| 2/21 | <b>Brandon Lopez</b> (1B)         |
| 2/25 | <b>Zack Collins</b> (groundout)   |
| 2/27 | <b>Garrett Kennedy</b> (HR)       |
| 2/28 | <b>Willie Abreu</b> (1B)          |
| 3/4  | <b>G. Iskenderian</b> (groundout) |
| 3/7  | <b>Zack Collins</b> (2B)          |
| 3/10 | <i>None</i> (E-5)                 |
| 3/11 | <b>Carl Chester</b> (HR)          |
| 3/13 | <b>David Thompson</b> (HR)        |
| 3/14 | <b>Christopher Barr</b> (2B)      |
| 3/15 | <i>None</i> (passed ball)         |
| 3/17 | <b>G. Iskenderian</b> (walk)      |
| 3/20 | <b>G. Iskenderian</b> (1B)        |
| 3/21 | <b>Carl Chester</b> (HR)          |
| 3/28 | <b>Johnny Ruiz</b> (1B)           |
| 3/29 | <b>Zack Collins</b> (HR)          |
| 4/3  | <b>Garrett Kennedy</b> (single)   |
| 4/4  | <b>Zack Collins</b> (HR)          |
| 4/5  | <b>Garrett Kennedy</b> (single)   |

## HOME RUN TRACKER

- |      |                                 |
|------|---------------------------------|
| 2/15 | <b>David Thompson</b> (3-R)     |
| 2/15 | <b>Malik Rosier</b> (solo)      |
| 2/19 | <b>Carl Chester</b> (solo)      |
| 2/21 | <b>Zack Collins</b> (3-R)       |
| 2/27 | <b>Garrett Kennedy</b> (2-R)    |
| 3/1  | <b>Carl Chester</b> (solo)      |
| 3/4  | <b>Zack Collins</b> (solo)      |
| 3/10 | <b>David Thompson</b> (2-R)     |
| 3/10 | <b>Willie Abreu</b> (2-R)       |
| 3/11 | <b>Carl Chester</b> (solo)      |
| 3/13 | <b>David Thompson</b> (solo)    |
| 3/13 | <b>George Iskenderian</b> (2-R) |
| 3/15 | <b>David Thompson</b> (2-R)     |
| 3/17 | <b>David Thompson</b> (solo)    |
| 3/17 | <b>David Thompson</b> (slam)    |
| 3/17 | <b>George Iskenderian</b> (2-R) |
| 3/20 | <b>David Thompson</b> (slam)    |
| 3/20 | <b>Garrett Kennedy</b> (2-R)    |
| 3/20 | <b>Ricky Eusebio</b> (solo)     |
| 3/20 | <b>David Thompson</b> (2-R)     |
| 3/21 | <b>Carl Chester</b> (solo)      |
| 3/20 | <b>Garrett Kennedy</b> (3-R)    |
| 3/27 | <b>Ricky Eusebio</b> (solo)     |
| 3/28 | <b>Zack Collins</b> (solo)      |
| 4/4  | <b>Zack Collins</b> (solo)      |
| 4/5  | <b>David Thompson</b> (3-R)     |

## 2015 MIAMI HURRICANES PHOTO ROSTER / SPOTTING CHART



#0 Zack Collins



#2 Ricky Eusebio



#4 Johnny Ruiz




#7 George Iskenderian



#8 David Thompson



#10 Justin Smith



#13 Willie Abreu



#14 Danny Garcia




#17 Christopher Barr




#18 Michael Mediavilla



#19 Bryan Garcia



#22 Luke Spangler



#24 Jacob Heyward



#27 Ryan Otero



#28 Malik Rosier




#30 Andrew Suarez



#31 Sam Abrams



#32 Andy Honiotes



#34 Derik Beauprez



#35 Devin Meyer



#37 Keven Pimentel



#38 Daniel Braggi



#39 Cooper Hammond




#40 Garrett Kennedy



#42 Edgar Michelangeli



#43 Thomas Woodrey




#44 Peter Crocitto



#45 Carl Chester



#47 Enrique Sosa



#49 Daniel Epstein



#51 Brandon Lopez



#52 Daniel Sayles



#55 Jesse Lepore













**2015 Miami Hurricanes Baseball  
Overall Statistics for Miami (FL) (as of Apr 07, 2015)  
(All games Sorted by Fielding pct)**



Player	c	po	a	e	fld%	dp	sba	csb	sba%	pb	ci
Garrett Kennedy	106	98	8	0	1.000	0	5	5	.500	0	0
Ricky Eusebio	79	78	1	0	1.000	1	0	0	---	0	0
Willie Abreu	66	61	5	0	1.000	1	0	0	---	0	0
Peter Crocitto	11	10	1	0	1.000	0	0	0	---	0	0
Thomas Woodrey	10	4	6	0	1.000	0	0	2	.000	0	0
Jacob Heyward	7	7	0	0	1.000	0	0	0	---	0	0
Michael Mediavilla	5	0	5	0	1.000	0	0	1	.000	0	0
Ryan Otero	5	3	2	0	1.000	0	2	0	1.000	0	0
Justin Smith	3	3	0	0	1.000	0	0	0	---	0	0
Sam Abrams	3	1	2	0	1.000	0	2	0	1.000	0	0
Daniel Briggi	3	1	2	0	1.000	0	0	0	---	0	0
Cooper Hammond	3	1	2	0	1.000	0	9	1	.900	0	0
Malik Rosier	3	3	0	0	1.000	0	0	0	---	0	0
Christopher Barr	220	204	14	2	.991	12	0	0	---	0	0
Zack Collins	158	141	15	2	.987	1	22	7	.759	3	0
Johnny Ruiz	112	43	66	3	.973	12	0	0	---	0	0
David Thompson	167	98	63	6	.964	9	0	0	---	0	0
Carl Chester	48	44	2	2	.958	0	0	0	---	0	0
Edgar Michelangeli	39	18	19	2	.949	7	0	0	---	0	0
Danny Garcia	15	0	14	1	.933	0	0	3	.000	0	0
Brandon Lopez	63	17	41	5	.921	7	0	0	---	0	0
George Iskenderian	126	33	81	12	.905	10	0	0	---	0	0
Andrew Suarez	8	1	6	1	.875	1	3	1	.750	0	0
Bryan Garcia	7	1	5	1	.857	1	1	1	.500	0	0
Sebastian Diaz	15	7	5	3	.800	2	0	0	---	0	0
Derik Beauprez	6	3	1	2	.667	0	5	0	1.000	0	0
Enrique Sosa	3	2	0	1	.667	0	3	3	.500	0	0
Andy Honiotes	0	0	0	0	.000	0	0	2	.000	0	0
Daniel Sayles	0	0	0	0	.000	0	2	0	1.000	0	0
Jesse Lepore	0	0	0	0	.000	0	0	0	---	0	0
Totals	1291	882	366	43	.967	23	27	14	.659	3	0
Opponents	1194	851	289	54	.955	26	48	8	.857	10	3

Hitting minimums - 25 Games 1 AB  
Pitching minimums - 1 Games 1.0 IP/Game

STARTERS SUMMARY

Player	GS	Position											Batting Order									
		p	c	1b	2b	3b	ss	lf	cf	rf	of	dh	1st	2nd	3rd	4th	5th	6th	7th	8th	9th	
Ricky Eusebio	33	.	.	.	.	.	.	.	33	.	.	.	3	30	.	.	.	.	.	.	.	.
David Thompson	33	.	.	9	.	23	.	.	.	.	.	1	.	.	5	6	12	9	1	.	.	
George Iskenderia	33	.	.	.	3	10	20	.	.	.	.	.	.	.	10	8	5	6	4	.	.	
Willie Abreu	32	.	.	.	.	.	.	.	.	.	32	.	.	.	.	5	15	8	4	.	.	
Zack Collins	32	.	18	.	.	.	.	.	.	.	.	14	.	.	18	14	.	.	.	.	.	
Carl Chester	31	.	.	.	.	.	.	31	.	.	.	.	30	.	.	.	.	.	.	.	1	
Garrett Kennedy	25	.	15	.	.	.	.	.	.	.	.	10	.	2	.	.	1	9	13	.	.	
Christopher Barr	24	.	.	24	.	.	.	.	.	.	.	.	.	1	.	.	.	.	1	13	9	
Johnny Ruiz	21	.	.	.	21	.	.	.	.	.	.	.	.	.	.	.	.	.	.	7	14	
Brandon Lopez	13	.	.	.	.	.	13	.	.	.	.	.	.	.	.	.	.	.	3	4	6	
Edgar Michelangel	10	.	.	.	7	.	.	.	.	.	.	3	.	.	.	.	.	.	6	4	.	
Enrique Sosa	8	8	.	.	.	.	.	.	.	.	.	.	.	.	.	.	.	.	.	.	.	
Thomas Woodrey	7	7	.	.	.	.	.	.	.	.	.	.	.	.	.	.	.	.	.	.	.	
Danny Garcia	7	7	.	.	.	.	.	.	.	.	.	.	.	.	.	.	.	.	.	.	.	
Andrew Suarez	5	5	.	.	.	.	.	.	.	.	.	.	.	.	.	.	.	.	.	.	.	
Jacob Heyward	4	.	.	.	.	.	.	.	.	1	.	3	.	.	.	.	.	.	.	3	1	
Derik Beauprez	3	3	.	.	.	.	.	.	.	.	.	.	.	.	.	.	.	.	.	.	.	
Justin Smith	3	.	.	.	.	.	2	.	.	.	.	1	.	.	.	.	.	1	1	.	1	
Sebastian Diaz	3	.	.	.	2	.	.	.	.	.	.	1	.	.	.	.	.	.	.	2	1	
Ryan Otero	2	2	.	.	.	.	.	.	.	.	.	.	.	.	.	.	.	.	.	.	.	
Daniel Sayles	1	1	.	.	.	.	.	.	.	.	.	.	.	.	.	.	.	.	.	.	.	

Starting Lineup By Position  
(Team W-L record when starter)

PITCHER:

Enrique Sosa	8	(5-3)
Danny Garcia	7	(6-1)
Thomas Woodrey	7	(6-1)
Andrew Suarez	5	(5-0)
Derik Beauprez	3	(0-3)
Ryan Otero	2	(1-1)
Daniel Sayles	1	(1-0)

CATCHER:

Zack Collins	18	(14-4)
Garrett Kennedy	15	(10-5)

FIRST BASE:

Christopher Barr	24	(19-5)
David Thompson	9	(5-4)

SECOND BASE:

Johnny Ruiz	21	(14-7)
Edgar Michelangeli	7	(5-2)
George Iskenderian	3	(3-0)
Sebastian Diaz	2	(2-0)

THIRD BASE:

David Thompson	23	(18-5)
George Iskenderian	10	(6-4)

SHORTSTOP:

George Iskenderian	20	(15-5)
Brandon Lopez	13	(9-4)

LEFT FIELD:

Carl Chester	31	(22-9)
Justin Smith	2	(2-0)

CENTER FIELD:

Ricky Eusebio	33	(24-9)
---------------	----	--------

RIGHT FIELD:

Willie Abreu	32	(23-9)
Jacob Heyward	1	(1-0)

DESIGNATED HITTER:

Zack Collins	14	(9-5)
Garrett Kennedy	10	(7-3)
Edgar Michelangeli	3	(3-0)
Jacob Heyward	3	(2-1)
David Thompson	1	(1-0)
Justin Smith	1	(1-0)
Sebastian Diaz	1	(1-0)

Starting Lineup By Lineup Spot  
(Team W-L record when starter)

LEADOFF:

Carl Chester	30	(21-9)
Ricky Eusebio	3	(3-0)

2ND SPOT:

Ricky Eusebio	30	(21-9)
Garrett Kennedy	2	(2-0)
Christopher Barr	1	(1-0)

3RD SPOT:

Zack Collins	18	(13-5)
George Iskenderian	10	(7-3)
David Thompson	5	(4-1)

CLEANUP:

Zack Collins	14	(10-4)
George Iskenderian	8	(6-2)
David Thompson	6	(5-1)
Willie Abreu	5	(3-2)

5TH SPOT:

Willie Abreu	15	(11-4)
David Thompson	12	(8-4)
George Iskenderian	5	(4-1)
Garrett Kennedy	1	(1-0)

6TH SPOT:

Garrett Kennedy	9	(6-3)
David Thompson	9	(7-2)
Willie Abreu	8	(7-1)
George Iskenderian	6	(3-3)
Justin Smith	1	(1-0)

7TH SPOT:

Garrett Kennedy	13	(8-5)
Edgar Michelangeli	6	(6-0)
Willie Abreu	4	(2-2)
George Iskenderian	4	(4-0)
Brandon Lopez	3	(2-1)
Christopher Barr	1	(1-0)
David Thompson	1	(0-1)
Justin Smith	1	(1-0)

8TH SPOT:

Christopher Barr	13	(10-3)
Johnny Ruiz	7	(5-2)
Edgar Michelangeli	4	(2-2)
Brandon Lopez	4	(3-1)
Jacob Heyward	3	(2-1)
Sebastian Diaz	2	(2-0)

9TH SPOT:

Johnny Ruiz	14	(9-5)
Christopher Barr	9	(7-2)
Brandon Lopez	6	(4-2)
Carl Chester	1	(1-0)



**2015 Miami Hurricanes Baseball  
Games Summary for Miami (FL) (as of Apr 07, 2015)  
(All games)**



Score by innings	1	2	3	4	5	6	7	8	9	EX	Total
Miami (FL)	31	34	36	34	22	21	19	18	15	3	233
Opponents	19	22	21	17	8	12	11	13	10	1	134

**Record when ...**

Overall	24-9	After 6 leading	18-1
Conference	11-4	..... trailing	3-6
Non-Conference	13-5	..... tied	3-2
Home games	17-2	After 7 leading	18-0
Away games	7-7	..... trailing	3-7
Neutral site	0-0	..... tied	3-2
Day games	7-7	After 8 leading	19-0
Night games	17-2	..... trailing	3-7
vs Left starter	10-2	..... tied	2-2
vs Right starter	14-7		
1-Run games	7-3	Hit 0 home runs	9-7
2-Run games	1-1	... 1 home run	9-2
5+Run games	12-4	... 2+ home runs	6-0
Extra innings	2-0		
Shutouts	3-0	Opponent 0 home runs	16-6
		..... 1 home run	7-2
Scoring 0-2 runs	0-2	..... 2+ HRs	1-1
..... 3-5 runs	8-5		
..... 6-9 runs	10-2	Made 0 errors	5-2
..... 10+ runs	6-0	.... 1 error	11-3
		.... 2+ errors	8-4
Opponent 0-2 runs	10-1		
..... 3-5 runs	12-3	Opp. made 0 errors	5-3
..... 6-9 runs	2-2	..... 1 error	6-4
..... 10+ runs	0-3	..... 2+ errors	13-2
Scored in 1st inning	11-2	Out-hit opponent	18-1
Opp. scored in 1st	5-6	Out-hit by opponent	6-8
Scores first	17-3	Hits are tied	0-0
Opp. scores first	7-6		

**Record when team scores:**

Runs	0	1	2	3	4	5	6	7	8	9	10+
W-L	0-0	0-2	0-0	2-3	4-2	2-0	1-2	3-0	1-0	5-0	6-0

**Record when opponent scores:**

Runs	0	1	2	3	4	5	6	7	8	9	10+
W-L	3-0	1-0	6-1	8-0	2-1	2-2	0-0	2-0	0-1	0-1	0-3

**Record when leading after:**

Inn.	1	2	3	4	5	6	7	8
W-L	11-1	15-1	17-1	17-0	17-1	18-1	18-0	19-0

**Record when trailing after:**

Inn.	1	2	3	4	5	6	7	8
W-L	3-6	5-7	4-5	4-7	4-7	3-6	3-7	3-7

**Record when tied after:**

Inn.	1	2	3	4	5	6	7	8
W-L	10-2	4-1	3-3	3-2	3-1	3-2	3-2	2-2

Current winning streak: 4  
 Longest winning streak: 8  
 Longest losing streak: 2

Home attendance : 45999 ( 19 dates avg = 2421 )

Away attendance : 29387 ( 14 dates avg = 2099 )

Total attendance: 75386 ( 33 dates avg = 2284 )



**2015 Miami Hurricanes Baseball  
Miscellaneous Stats for Miami (FL) (as of Apr 07, 2015)  
(All games)**



<b>Multiple Hit Games</b>	<b>2</b>	<b>3</b>	<b>4</b>	<b>5+</b>	<b>Total</b>
George Iskenderian	6	5	1	-	12
David Thompson	7	3	1	-	11
Garrett Kennedy	6	3	-	-	9
Zack Collins	7	1	-	-	8
Ricky Eusebio	6	2	-	-	8
Willie Abreu	7	-	1	-	8
Carl Chester	5	2	-	-	7
Christopher Barr	5	1	-	-	6
Johnny Ruiz	5	-	-	-	5
Brandon Lopez	1	1	-	-	2
Edgar Michelangeli	1	-	-	-	1
Malik Rosier	1	-	-	-	1
<b>TEAM</b>	<b>57</b>	<b>18</b>	<b>3</b>	<b>0</b>	<b>78</b>

<b>Multiple RBI Games</b>	<b>2</b>	<b>3</b>	<b>4</b>	<b>5+</b>	<b>Total</b>
David Thompson	5	-	2	3	10
George Iskenderian	4	4	-	-	8
Garrett Kennedy	5	2	-	-	7
Willie Abreu	5	1	-	-	6
Zack Collins	1	3	-	-	4
Ricky Eusebio	1	1	-	-	2
Johnny Ruiz	1	1	-	-	2
Christopher Barr	1	-	-	-	1
Carl Chester	1	-	-	-	1
Jacob Heyward	1	-	-	-	1
Brandon Lopez	-	1	-	-	1
Edgar Michelangeli	1	-	-	-	1
Malik Rosier	-	1	-	-	1
<b>TEAM</b>	<b>26</b>	<b>14</b>	<b>2</b>	<b>3</b>	<b>45</b>

<b>Hitting Streaks</b>	<b>Longest</b>	<b>Current</b>
David Thompson	20	1
George Iskenderian	12	6
Garrett Kennedy	11	4
Willie Abreu	7	1
Carl Chester	7	-
Zack Collins	5	4
Ricky Eusebio	5	4
Christopher Barr	5	-
Brandon Lopez	4	-
Edgar Michelangeli	4	-
Jacob Heyward	3	-
Sebastian Diaz	3	-
Johnny Ruiz	3	1
Peter Crocitto	2	2
Malik Rosier	2	-
Justin Smith	1	-

<b>Reached Base Streaks</b>	<b>Longest</b>	<b>Current</b>
Zack Collins	27	4
George Iskenderian	25	6
David Thompson	23	1
Ricky Eusebio	17	4
Garrett Kennedy	16	5
Carl Chester	12	-
Willie Abreu	8	1
Christopher Barr	7	6
Edgar Michelangeli	5	-
Jacob Heyward	5	-
Johnny Ruiz	5	1
Brandon Lopez	4	4
Justin Smith	4	2
Sebastian Diaz	3	-
Malik Rosier	2	-
Peter Crocitto	2	2





## 2015 Miami Hurricanes Baseball

### #8 Miami (FL) at FAU

Feb 17, 2015 at Boca Raton, Fla. (FAU Baseball Stadium)

**Miami (FL) 3 (4-1)****FAU 5 (4-0)**

Player	ab	r	h	rbi	bb	so	po	a	lob
Carl Chester lf	5	2	2	1	0	0	1	0	0
Ricky Eusebio cf	3	0	0	0	1	0	3	0	2
Zack Collins c	4	1	0	0	0	1	5	1	1
Willie Abreu rf	5	0	1	1	0	1	1	0	1
David Thompson 3b	4	0	0	0	1	1	1	5	0
George Iskenderian ss	4	0	1	0	1	0	0	2	3
Garrett Kennedy dh	4	0	1	0	0	0	0	0	0
Edgar Michelangeli 2b	3	0	2	0	1	0	4	2	0
Christopher Barr 1b	4	0	1	0	0	1	8	1	3
Derik Beauprez p	0	0	0	0	0	0	1	0	0
Danny Garcia p	0	0	0	0	0	0	0	0	0
Ryan Otero p	0	0	0	0	0	0	0	0	0
Cooper Hammond p	0	0	0	0	0	0	0	0	0
Michael Mediavilla p	0	0	0	0	0	0	0	0	0
Bryan Garcia p	0	0	0	0	0	0	0	0	0
<b>Totals</b>	<b>36</b>	<b>3</b>	<b>8</b>	<b>2</b>	<b>4</b>	<b>4</b>	<b>24</b>	<b>11</b>	<b>12</b>

Player	ab	r	h	rbi	bb	so	po	a	lob
Stephen Kerr 2b	5	1	2	0	0	0	3	3	0
Brett Lashley 1b	5	1	2	0	0	0	8	2	0
Brendon Sanger rf	3	1	1	1	1	1	2	0	3
Ricky Santiago 3b	5	0	2	1	0	0	1	1	3
Roman Collins cf	4	0	1	0	0	0	3	0	0
Kevin Abraham c	2	0	0	0	1	1	3	1	0
Esteban Puerta dh	3	1	1	0	1	0	0	0	1
CJ Chatham ss	4	1	2	0	0	0	2	3	3
Christian Dicks lf	2	0	0	0	0	1	3	0	0
Danny Murray lf	0	0	0	0	0	0	0	0	0
Brandon Rhodes p	0	0	0	0	0	0	0	0	0
Reily Monkman p	0	0	0	0	0	0	1	0	0
Devon Carr p	0	0	0	0	0	0	1	0	0
Bo Logan p	0	0	0	0	0	0	0	0	0
<b>Totals</b>	<b>33</b>	<b>5</b>	<b>11</b>	<b>2</b>	<b>3</b>	<b>3</b>	<b>27</b>	<b>10</b>	<b>11</b>

Score by Innings	1	2	3	4	5	6	7	8	9	R	H	E
Miami (FL)	0	0	0	0	0	0	2	1	0	3	8	2
FAU	2	1	0	0	0	0	0	2	X	5	11	3

E - Iskenderian; Barr, C.; Chatham; Dicks 2. DP - UM 1. LOB - UM 12; FAU 11. HR - Chester, C.. HBP - Eusebio, R.; Collins, Z.; Abraham. SH - Dicks 2. SF - Sanger. SB - Collins, Z.; Kerr; Lashley; Sanger; Santiago.

Miami (FL)	ip	h	r	er	bb	so	ab	bf	np	FAU	ip	h	r	er	bb	so	ab	bf	np
Derik Beauprez	2.0	6	3	3	1	1	10	12	44	Brandon Rhodes	6.0	5	0	0	3	4	23	27	97
Danny Garcia	2.2	2	0	0	2	1	10	13	43	Reily Monkman	0.1	1	1	0	0	0	2	2	8
Ryan Otero	1.1	0	0	0	0	0	5	5	18	Devon Carr	0.2	1	1	0	1	0	4	5	19
Cooper Hammond	1.1	3	2	2	0	1	7	8	28	Bo Logan	2.0	1	1	1	0	0	7	8	22
Michael Mediavilla	0.1	0	0	0	0	0	0	1	6										
Bryan Garcia	0.1	0	0	0	0	0	1	1	8										

Win - Logan (1-0). Loss - Hammond, C. (1-1). Save - None.

WP - Otero, R.; Mediavilla. HBP - by Garcia, D. (Abraham); by Rhodes (Collins, Z.); by Logan (Eusebio, R.). BK - Beauprez, D.. PB - Collins, Z. 2. Pitches/strikes: Beauprez, D. 44/26; Garcia, D. 43/27; Otero, R. 18/12; Hammond, C. 28/18; Mediavilla 6/3; Garcia, B. 8/5; Rhodes 97/53; Monkman 8/5; Carr 19/9; Logan 22/15.

Umpires -

Start: 6:30 PM Time: 3:16 Attendance: 1097