



CONTACT: Amy Woodruff, Associate Communications Director
 O: (305) 284-3241 | C: (813) 410-1194
 A.Woodruff@miami.edu | @CanesHoops

2013-14 SCHEDULE

DATE	OPPONENT	TV/RPI	TIME/SCORE
Oct. 30	Florida Tech (exh.)		W, 84-55
Nov. 8	St. Francis Brooklyn	180	L, OT, 62-66
Nov. 11	Georgia Southern	324	W, OT, 81-80
Nov. 14	Texas Southern	305	W, 84-69
Nov. 18	at College of Charleston &	237	W, 70-54
Nov. 21	UCF	193	L, 58-63
DIRECTV Wooden Legacy (Anaheim, Calif.)			
Nov. 28	vs. RV/- George Washington	37	L, OT, 63-71
Nov. 29	vs. Cal State Fullerton	303	W, 48-46
Dec. 1	vs. RV/RV Arizona State	29	W, 60-57
Dec. 4	at Nebraska!	53	L, 49-60
Dec. 8	Virginia Tech*	232	L, OT, 60-61
Dec. 19	at Savannah State	309	W, 68-51
Dec. 22	La Salle	96	W, 71-58
Dec. 30	Loyola (MD)	258	W, 71-48
Jan. 4	at No. 2 Syracuse*	3	L, 49-44
Jan. 8	at RV/RV North Carolina*	31	W, 63-57
Jan. 15	Florida State*	61	L, 53-63
Jan. 18	at Georgia Tech*	148	W, 56-42
Jan. 22	No. 18 Duke*	9	L, 46-67
Jan. 25	No. 2 Syracuse*	3	L, 52-64
Jan. 29	at Maryland*	68	L, 71-74
Feb. 1	Norfolk State	260	W, 64-49
Feb. 5	No. 25/22 Pittsburgh*	32	L, OT, 55-59
Feb. 8	NC State*	51	L, 55-56
Feb. 10	at Florida State*	61	W, 77-73
Feb. 15	at Virginia Tech*	232	L, 52-45
Feb. 19	Notre Dame*	105	W, 71-64
Feb. 22	Boston College*	ACCN	12 p.m.
Feb. 26	at 14/13 Virginia*	RSN	7 p.m.
March 1	at NC State*	ACCN	12 p.m.
March 4	at Clemson*	ACCN	8 p.m.
March 8	Wake Forest*	RSN	2 p.m.
March 12	ACC Tournament		

All home games are played at the BankUnited Center
 Game times are ET and subject to change
 * ACC game ! Big Ten/ACC Challenge
 & First game of Wooden Legacy, played in Charleston, S.C.
 ACCN - ACC Network RSN - Regional Sports Network
 All conference games on an ESPN network will also be available on WatchESPN.
 All conference games carried on ACCN or RSN will also be available on ESPN3.
 All games can be heard on WQAM 560 and Canes All Access on HurricaneSports.com

SOCIAL MEDIA

Website: HurricaneSports.com
Twitter, Instagram, Facebook: @CanesHoops

MIAMI MEDIA GUIDE

Miami is not printing media guides again this season.



MIAMI

HURRICANES
 (13-13, 4-9)

NATIONAL RANKING

--/--

LAST TIME OUT

W, 71-64 vs. Notre Dame

STATISTICAL LEADERS

Points per Game
 Rion Brown, 14.7
 Garrius Adams, 10.2
Rebounds per Game
 Rion Brown, 6.4
Assists per Game
 Garrius Adams, 3.0

BOSTON COLLEGE

EAGLES
 (7-19, 3-10)

NATIONAL RANKING

--/--

LAST TIME OUT

W (OT), 62-59 at Syracuse

STATISTICAL LEADERS

Points per Game
 Olivier Hanlan, 18.2
 Ryan Anderson, 14.6
Rebounds per Game
 Ryan Anderson, 7.3
Assists per Game
 Joe Rahon, 3.3

SETTING THE SCENE

Feb. 22, 2014 | 12 p.m.
BankUnited Center | Coral Gables, Fla.

TV: ACC Network - My 33 in Miami
Radio: 560 WQAM | 90.5 WVUM | Sirius 132 | XM 196
Web: WQAM.com | WVUM.org | ESPN3

After leading Miami to the 2013 NCAA Sweet 16 and winning the school's first ACC regular season and tournament championships, **Jim Larrañaga** was honored as the AP, Naismith, USBWA Henry Iba, Adolph Rupp Cup and ACC Coach of the Year. The Bronx, N.Y., native helped Miami to a No. 2 national ranking by both the AP and USA TODAY, and a No. 2 seed in the NCAA Tournament. He is the 10th coach in the last 10 years to lead two top-10 programs.



THE GAME

Miami faces Boston College on Saturday, Feb. 22 at Noon in the BankUnited Center before hitting the road for three-straight games.

THE SERIES

Miami is 18-24 in the all-time series against Boston College, which dates back to the 1962-63 season. The Canes are 9-11 against the Eagles at home, 1-2 at neutral sites and 8-11 on the road. Miami has won seven-straight matchups against Boston College, including five-straight under Coach L.

THE BROADCASTS

Catch the game on ACC Network with Mike Hogewood and Debbie Antonelli making the call. Watch the game on these affiliates in Florida: Gainesville - TV 20, Jacksonville - FOX 30, Miami-Fort Lauderdale - MY 33, Orlando-Daytona Beach-Melbourne - My 65, Panama City - News 13, Tampa-St. Petersburg (Sarasota) - CW 44, West Palm Beach-Ft. Pierce - The CW West Palm. All affiliates listed here: <http://theacc.com/MBB022214ACCNb>

Also check out the game on 560 WQAM Radio with Joe Zagacki and Josh Darrow, and on 90.5 WVUM, Miami's student radio station.

THE COACH

Head coach Jim Larrañaga has a 532-367 overall record in his 30th season as a head coach. He is 62-33 in his third season at the University of Miami.

THE POLLS (as of Feb. 20)

KenPom.com: Miami-84, Boston College-131 NCAA RPI: Miami-116, Boston College-194. SOS: Miami - 67

THE WEATHER

Projected temperatures on game day: Coral Gables - 83/68. Chestnut Hill, Mass. - 50/33.

UP NEXT

Miami plays three-straight road games at No. 14/13 Virginia (Feb. 26), NC State (March 1) and Clemson (March 4).

2013-14 ROSTER

#	Name	Pos.	Ht.	Wt.	Yr.	Hometown Previous School (s)
4	Raphael Akpejori	F	6-9	241	Sr.	Lagos, Nigeria Sunrise Christian Academy (Kan.) Averaging 20.6 mpg, 2.6 ppg & 3.6 rpg in last five outings after 5.3 mpg, 0.7 ppg and 0.8 rpg in non-conference ... Engineering major.
5	Davon Reed	G	6-6	208	Fr.	Ewing, N.J. Princeton Day School (N.J.) Shooting guard playing out of position at the point ... Notched 16 points in 25 min. against Syracuse (1/25) ... 12 pts, 3 rebs vs. ND.
11	Mike Fernandez	G	6-1	189	Fr.	Coral Gables, Fla. Belen Jesuit Walk on raised in Coral Gables, Fla. ... H.M. All-Dade County ... Hit 40 percent of field goals senior season.
12	Justin Heller	G	6-2	177	Sr.	Boca Raton, Fla. West Boca Raton Community Walk on who earned scholarship spring 2014 semester ... Played in 16 career games ... Scored first career points against Charlotte in 2012.
15	Rion Brown	G	6-6	211	Sr.	Hinesville, Ga. Liberty County Back-to-back double-doubles vs. VT and ND ... 7+ reb in 13 games ... 36.4% 3FG in ACC after 29.4% in non-conf.
20	Manu Lecomte	G	5-11	159	Fr.	Brussels, Belgium Athene des Pagodes 8.1 ppg in ACC / 7.5 ppg in non-conference ... Hit four FTs/g vs. Pitt, NCST and FSU ... Season high 19 points at MD ... 2+ assists 18 games.
21	Erik Swoope	F	6-5	220	Sr.	Lake Elsinore, Calif. Harvard-Westlake Last 5 ACC games: 4.2 ppg, 3.4 rpg, 0.8 apg, 0.6 bpg, 47.0%FG in 26.2 mpg ... Max bench press is 365 pounds.
22	Donnavan Kirk	F	6-9	228	Gr.	Pontiac, Mich. DePaul Detroit Country Day HS At FSU, 16 pts ... At MD, 9 points and 9 rebounds ... Block in 20 games, multiple blocks in 13 outings ... 7+ rebounds in 11 games.
23	Tonye Jekiri	C	7-0	235	So.	Hialeah, Fla. Champagnat Catholic School Nigeria At FSU 15 pts, 6 reb, 2 blocks ... Career-best 10 reb at UNC with 3 blocks & 2 steals ... 9 rebounds and 8 points vs. Duke ... Native of Nigeria.
25	Garrus Adams	G	6-6	200	Gr.	Apex, N.C. Middle Creek Seven-straight games with double-digit scoring ... 6.0 rpg in last seven outings ... 3+ assists in 16 games ... Career high 20 pts vs. UCF.
35	James Kelly	F	6-7	246	Jr.	Ann Arbor, Mich. Owens CC Pioneer HS Suspended indefinitely for violating team rules ... ACC season bests vs. Virginia Tech in Dec. and Feb.

REDSHIRTS (*will sit out 2013-14 season and have two years of eligibility remaining)

1	Deandre Burnett	G	6-2	191	Fr.	Miami, Fla. Carol City HS Sustained left wrist injury, redshirt for rookie season ... 2012 Parade All-American ... Avg. 37 ppg as a senior, third in the nation.
10	Sheldon McClellan*	G	6-5	206	Jr.	Houston, Texas Texas Bellaire Played 68 games, starting 24 at Texas ... In two seasons averaged 12.4 ppg, 3.6 rpg, 0.7 apg.
13	Angel Rodriguez*	G	5-11	181	Jr.	Cupey, P.R. Kansas State Miami Krop HS NABC All-District, All-Big 12, Big 12 All-Defensive Team ... Big 12 Co-Champions ... Played 65 career games, averaging 9.8 ppg, 4.2 apg.

LARRAÑAGA BY THE NUMBERS

1 - Coach Jim Larrañaga is one of four ACC coaches with a Final Four appearance to his credit.

4 - In 2006, Coach Jim Larrañaga became the first coach at a mid-major school to take his team to the NCAA Final Four in 27 years.

7 - Larrañaga is no stranger to the ACC. In his seven seasons as an assistant coach at Virginia, the Cavaliers participated in the NCAA Final Four in 1981 and 1984, won three ACC Championships and finished in the Top 5 of the AP rankings.

14 - Larrañaga has made 14 postseason appearances in the past 23 years, including six NCAA tournaments.

30 - Larrañaga is in his 30th year as a head coach and has successfully transitioned three institutions into successful programs: Miami, Bowling Green and George Mason.

LARRAÑAGA - WHY MIAMI?

Along with returning to the best basketball conference in the country, Coach L had a few personal reasons for accepting the head coaching job at Miami. Coach's grandfather was from Cuba, where he produced the Larrañaga [lare-en-YAH-ga] cigar. Coach's father was raised in Key West before moving to The Bronx, N.Y., getting married and raising six children. Coach L was raised in The Bronx, but vacationed to Florida as a boy. He also has owned a house in Sarasota - which he bought from Dick Vitale's daughter - for eight years, and three of his siblings have retired to Florida.

MIAMI VS. BOSTON COLLEGE (18-24)

Since the rebirth of Miami basketball in 1985: 17-24

In BIG EAST games (1991-2004): 7-15

In ACC games, regular season & tournament (2004-pres.): 10-8

Home: 5-3 Away: 4-4 Neutral: 1-1

Since the arrival of Jim Larrañaga (2011-pres.): 5-0

Home: 2-0 Away: 2-0 Neutral: 1-0

UM VS. BC UNDER COACH L

1/29/12	W	76-54	(a)
3/3/12	W	77-56	(h)
1/16/13	W	60-59	(a)
2/5/13	W	72-50	(h)
3/15/13	W	69-58	(n)

ON THIS DATE - FEB. 22

Overall: 14-8

Since the rebirth of Miami basketball: 6-6

PRONUNCIATIONS

Players

5 Davon Reed	Dave-on
10 Raphael Akpejori	AHK-peh-jour-ee
15 Rion Brown	Ryan
20 Manu Lecomte	Man-ew La-cont
21 Erik Swoope	Swoope
23 Tonye Jekiri	Tahn-yay Jah-kEEr-EE
25 Garrus Adams	GARY-us

Coaches

Jim Larrañaga	LARE-uh-NAY-guh
Michael Huger	HUE-gur
Chris Caputo	Ca-poo-toe

CLASS BREAKDOWN

Graduates	Garrus Adams, Donnavan Kirk
Seniors	Raphael Akpejori, Rion Brown Justin Heller, Erik Swoope
Juniors	James Kelly, Sheldon McClellan Angel Rodriguez

Sophomores	Tonye Jekiri
Freshmen	Deandre Burnett, Cornelius Elder Mike Fernandez, Manu Lecomte, Davon Reed

GEOGRAPHIC BREAKDOWN

BELGIUM	
Brussels	Manu Lecomte
NIGERIA	
Lagos	Raphael Akpejori
PUERTO RICO	
Cupey	Angel Rodriguez
UNITED STATES	
California	Erik Swoope
Florida	Deandre Burnett, Mike Fernandez Justin Heller, Tonye Jekiri
Georgia	Rion Brown
Michigan	James Kelly, Donnavan Kirk
New Jersey	Davon Reed
North Carolina	Garrus Adams
Texas	Sheldon McClellan

2013-14 ACC STANDINGS

As of Feb. 20, 2014

Team	ACC	Overall
1. Virginia	13-1 .929	22-5 .815
2. Syracuse	12-1 .923	25-1 .962
3. Duke	10-3 .769	21-5 .808
4. North Carolina	8-4 .667	18-7 .720
5. Pitt	8-5 .615	20-6 .769
6. Clemson	7-6 .538	16-9 .640
7. Maryland	7-7 .500	15-12 .556
8. NC State	6-7 .462	16-10 .615
9. Florida State	6-8 .429	15-11 .577
10. Notre Dame	5-9 .357	14-13 .519
11. Wake Forest	4-9 .308	14-12 .538
12. Georgia Tech	4-9 .308	13-13 .500
13. Miami	4-9 .308	13-13 .500
14. Boston College	3-10 .231	7-19 .269
15. Virginia Tech	2-11 .154	9-16 .360

Miami was picked to finish 12th in the ACC in preseason polls

2013-14 QUICK HITS

- 9 newcomers (8 scholarship)
- 6 players return (4 scholarship)
- 0 starters return
- Nine scholarship players are available for 2013-14 season.
- 2 players will redshirt after transferring from Division I schools.

One will redshirt due to injury.

- Six seniors in 2013-14, after having five seniors - who all earned their academic degree - last season.

• Miami is the only ACC team with zero returning starters. Additionally, Miami lost its six top players, who started 174 combined games. Rion Brown is the only Hurricane to start any games (6) last season, so the Canes return 6-of-180 starts, which is 3.3 percent.

- Miami returns 13.3 percent of points scored (9.3 ppg), 14.2 percent of rebounds (5.1 rpg) and 1.0 percent of assists (1.1 per game), all the lowest in the ACC.

• Coach Jim Larrañaga is one of five active ACC coaches with 400 or more wins.

• Miami's freshman class includes: Deandre Burnett - third in the nation in scoring as a senior with 37 ppg; Manu Lecomte - Belgium second division player; and Davon Reed - 2,000 point scorer who averaged 24 ppg as a senior.

• Two transfers joined the Canes this season in James Kelly, who averaged 17.9 ppg and 10.0 rpg in two JC seasons and Donnavan Kirk, who played 54 games for DePaul the past two seasons, leading the team in blocked shots.

• One year ago, Miami was selected fourth by the coaches and fifth by the media in preseason ACC polls, but finished the season as the regular season and tournament champion.

• Miami started the 2012-13 season unranked, but jumped to No. 2/2 in the nation by Feb. 18. The Canes ended the season No. 5/10.

• At that Operation Basketball, zero Hurricanes were selected for preseason All-ACC teams. At the end of the championship season, Jim Larrañaga was Coach of the Year, Shane Larkin was Player of the Year (coaches), and Durand Scott was Defensive Player of the Year while Larkin (1st & defensive), Kenny Kadji (2nd), and Scott (H.M. & defensive) were selected to ACSMA All-ACC teams. The coaches picked Scott for third team and Julian Gamble was listed on the Defensive Team with Scott and Larkin.

• Miami's top six players from the 2013 ACC Championship season combined for 5,399 career points, 2,744 rebounds, 966 assists, 480 steals, 369 blocked shots and 412 starts.

• All six of those six players have played professionally since graduating: Dallas Maverick Shane Larkin was selected No. 18 in the NBA Draft; Kenny Kadji (Cavaliers) and Trey McKinney Jones (Bucks) were with NBA teams during the preseason; Reggie Johnson was selected in the D-League Draft by the Delaware 87ers, Julian Gamble is playing in France and Durand Scott is in Spain.

• Shane Larkin was picked No. 18 overall in the 2013 NBA Draft. The ACC led all conferences with eight players selected in the Draft. Every ACC team has had at least one first round selection. With its four first-round selections, the ACC extends its streak of having at least one first-round draft pick to 25 consecutive years (1989-2013). Over the past five years (2009-13), the ACC leads all conferences with 27 first round picks.

• In 2013 Miami won the ACC regular season and tournament championships. The last team to win both titles outright was North Carolina in 2008. (Duke tied with Maryland in 2010 for regular season).

• Miami is the only school not from the state of North Carolina to win both the ACC regular season and tournament titles outright in the same season. (Georgia Tech was regular season tri-champion in 1985).

BROWN NOTCHES BACK-TO-BACK DOUBLE-DOUBLES

With 21 points and 11 rebounds against Notre Dame and 12 points and 10 rebounds at Virginia Tech, Rion Brown notched his second- and third-career double-doubles in ACC play. Brown put up 19 points and grabbed 10 boards in Miami's win over North Carolina on Jan. 8.

This season, Brown leads the team with four double-doubles, followed by a pair from Donnavan Kirk (vs. St. Francis and Georgia Southern) and one by Garrius Adams (Norfolk State).

CANES FROM DOWNTOWN

Against Notre Dame, the Hurricanes knocked down their first four shots from long distance, and their first seven of eight attempts from three. Miami ended 9-17 from distance after hitting only 7-34 at Virginia Tech the previous game.

MIAMI CONNECTS AT THE LINE

Miami connected on an ACC season-best 88.9 percent from the free throw line against Notre Dame, hitting 16-of-18 attempts. In its last seven games, Miami has attempted 17-or-more from the line, and in five-straight games (MD, NSU, Pitt, NCST & FSU) the Canes attempted 23-or-more from the line.

SENIOR STARTING FIVE

Coach Larrañaga started the oldest, most experienced and strongest lineup the last three games: The seniors. Garrius Adams manned the PG position, flanked by wings Rion Brown and Erik Swoope. Donnavan Kirk and Raphael Akpejori started in the paint for Miami.

FORMER MAN-TO-MAN TEAM GETS IN THE ZONE

After playing man-to-man defense 95 percent of the time in his first 40 years of coaching, Jim Larrañaga's team is now playing zone 95 percent of the game. Throughout the season the Canes have played a mix of 1-2-2, 2-3, 1-3-1, box-and-one, triangle-and-two, and man-to-man.

HOLDING OPPONENTS TO LESS THAN 70 POINTS

While playing primarily zone, Miami has held 17 of its last 19 opponents to less than 70 points, and only four teams overall this season have scored more than 70 points on the Canes: 80-Georgia Southern, 71-George Washington, 74-Maryland, 73-Florida State.

OFFENSIVE UPS AND DOWNS

Miami has scored 70+ points three times in ACC play this season, all of which are in the last six outings. After scoring 77 points at Florida State, Miami recorded only 45 points at Virginia Tech, but rebounded with 71 against Notre Dame.

Miami has scored 40-49 points three times in ACC play, 50-59 five times, 60-69 twice and 70+ in three games.

SERIES VS. BOSTON COLLEGE

Overall	Boston College leads 24-18
Games at Miami	9-11
Games at Chestnut Hill	8-11
Games on neutral courts	1-2
Current streak	Miami won 7
Last meeting	March 15, 2013, W, 69-58
Larrañaga at UM vs. Boston College	5-0

DID YOU KNOW

Miami has only three players 6-foot-9 or taller, and six guys are between 6'5 and 6'7, while seven Canes are 5'11 to 6'2.

Miami men's basketball has graduated 30 of 31 players in the past nine years and in just two seasons under Larrañaga, the team has had all nine seniors earn their degree. All six seniors on the 2013 ACC Championship team earned their degree, including current senior Garrius Adams.

Coach L became the first Miami coach to win 20+ games in his first two seasons at UM and only the fourth of 12 UM coaches to post two 20-win seasons.

Former Cane Rick Barry was named one of the Greatest Players in NBA History.

Miami native and former Cane James Jones won the 2010-2011 NBA All-Star Weekend 3-Point Contest and the NBA Championship in the 2011-2012 season.

Six-time NBA All Star Amar'e Stoudemire enrolled at UM last year and is taking classes to earn his bachelor's degree.

UM is in its 10th season in the ACC.

Coach L led the George Mason Patriots to the Final Four with big wins over some of basketball's elite teams such as Michigan State, UNC, and UConn. He was the first coach to take a mid-major to a Final Four in 27 years when his team advanced in 2006.

In 14 years at George Mason, Larrañaga led the Patriots to five NCAA Tournament appearances (2011, 2008, 2006, 2001, 1999), including the 2006 Final Four.

Miami basketball received APR (academic progress rate) Public Recognition Awards for being among the top 10 percent in APR in their sport. Miami ranks in the top 10 percent NCAA men's basketball with a 990 APR.

The University of Miami Department of Athletics recorded a Graduation Success Rate (GSR) of 92 percent. Miami's department-wide GSR is tied for third among ACC schools and 10th overall among FBS programs. UM has exceeded the NCAA average GSR in each of the last nine years.

According to latest US News & World Report rankings, the University of Miami is the top academic institution in the state of Florida and ranks 47th nationally.

The Hurricanes have made at least one trey in 861 of 866 games since the NCAA adopted the 3-point shot in 1986.

Miami has held 719 of its last 720 opponents to less than 100 points. UNC was the last team to score 100+, defeating UM 105-64 on Jan. 31, 2007.

The Canes have averaged 20+ wins in each of the last eight seasons.

UM has played in the postseason 14 of the past 19 years, six of which were in the NCAA Tournament. The Hurricanes have advanced to the postseason seven times in nine seasons, with five NIT appearances and two NCAA appearances.

Player	10+ points	20+ points	7+ rebounds	2+ blocks	4+ assists
Adams	15	1	6	-	10
Akpejori	-	-	1	2	-
Brown	21	6	13	-	7
Jekiri	2	-	7	3	1
Kelly	9	-	4	1	-
Kirk	10	1	11	13	-
Lecomte	9	-	-	-	6
Reed	6	-	-	-	2
Swoope	1	-	-	2	-

UM COMMUNICATIONS

Assoc. AD for Communications Chris Freet
c.freet@miami.edu
MBB Contact Amy Woodruff
Associate Director of Communications
Work/Cell (305) 284-3241 / (813) 410-1194
Email a.woodruff@miami.edu
Website www.HurricaneSports.com

2013-14 UM QUICK FACTS

Location Coral Gables, Fla.
Stadium BankUnited Center
Press Row 305-284-2111
Capacity 7,900
Enrollment 15,524
Founded 1925
Colors Orange, Green, White
Nickname Hurricanes
Mascot Sebastian the Ibis
Conference Atlantic Coast
President Dr. Donna E. Shalala
Director of Athletics Blake James
Address 5821 San Amaro Drive
Coral Gables, Fla. 33146

2012-13 Overall Record 29-7
Home/Away/Neutral 14-1/10-3/5-3
2012-13 ACC Record 15-3
2012-13 ACC Finish 1
Returning / Lost 7/6
Newcomers 9

Head Coach Jim Larrañaga
Alma Mater Providence, 1971
Record at UM 62-33 / 3rd season
Overall Record 532-367 / 30th season

STAFF

Eric Konkol Wisconsin-Eau Claire, '00
Michael Huger Bowling Green, '94
Chris Caputo Westfield (Mass.) State, '02
Director of Operations Adam Fisher
Assoc. Director of Operations Jaime Vathielil
Athletic Trainer Wes Brown
Strength & Conditioning Coach Steve Felde

HISTORY

First Season of Basketball 1926
Overall All-Time Record 934-702
Year UM Joined ACC 2004-05
NCAA Appearances Seven
1960, 1998, 1999, 2000, 2002, 2008, 2013
Last NCAA Appearance L, 71-61
Sweet 16 vs. Marquette, 2013
NIT Appearances 10
1961, 1963, 1964, 1995, 1997,
2001, 2005, 2006, 2009, 2011
Last NIT Appearance L, 79-64
Quarterfinals vs. Alabama, 2011

COMMUNICATIONS POLICIES

All interview requests for assistant coaches or athletics department staff members must also be approved and cleared by the UM Communications office and/or basketball contact Amy Woodruff. Credential requests are taken via e-mail to Amy Woodruff (A.Woodruff@miami.edu). Any misuse of credentials will result in removal from the BankUnited Center and the permanent voiding of the credential. The UM locker room is closed at all times. For home games, Coach Larrañaga and a handful of Hurricane players will report to the media room for interviews following the opposing team's postgame press conference.

LED (TIED) THE TEAM IN....

	Points	Rebounds	Assists	Steals	Blocks
Adams	5	5 (1)	6 (8)	4 (10)	
Akpejiori		1		(1)	1 (4)
Brown	9 (1)	5 (3)	5 (8)	2 (7)	
Jekiri		3 (2)	(1)	2 (5)	2 ()
Kelly	3			(3)	1 (3)
Kirk	5 (1)	8 (2)		1 (1)	12 (3)
Lecomte	1		4 (4)	1 (5)	
Reed	2		1 (2)	2 (2)	(2)
Swoope				(3)	2 (1)

STIFLING D BY THE HURRICANES

In 10 of the last 12 conference games, Miami has held opponents considerably below their offensive season scoring averages. Those 10 teams entered the game with the Canes averaging a combined 74.1 ppg, but have been held to an average of 56.8 ppg.

Team	PPG	vs. UM	Difference
Syracuse	76.2	49	27.2
North Carolina	79.1	57	22.1
Florida State	74.3	63	11.3
Georgia Tech	70.7	42	28.7
Duke	82.6	67	15.6
Syracuse	72.0	64	8
Pittsburgh	74.4	59	15.4
NC State	71.9	56	15.9
Virginia Tech	66.3	54	12.3
Notre Dame	73.6	64	9.6

CARDIAC CANES

Miami leads all ACC schools having played 12 games decided by five points-or-less or in overtime. Miami has played five overtime games and seven others that were decided in the final minutes. Miami is 1-4 in overtime this season and 3-4 in close games that ended in regulation.

THREE MINUTES OR LESS

Excluding Miami's losses to Nebraska, Duke and VT, in UM's other 10 losses, the Canes have been within three points of their opponent with three minutes or less remaining in regulation.

Opponent	3:00	2:00	1:00	Outcome
St. Francis	Lead + 1	Trail - 2	Trail - 1	L, 66-62 OT
UCF	- 2	- 6	- 4	L, 63-58
GWU	Tied	+ 1	+ 2	L, 71-63 OT
Va. Tech	+ 4	+ 4	+ 3	L, 61-60 OT
at Syracuse	- 3	- 3	- 3	L, 49-44
Florida State	- 3	- 6	- 9	L, 63-53
vs. Syracuse	- 3 (2:48)	- 6	- 6	L, 64-52
Maryland	- 6	- 8	- 3 (0:39)	L, 74-71
Pittsburgh	- 1	- 2	- 2	L, 59-55 OT
NC State	- 4	- 2	- 1	L, 56-55

* vs. VT on Feb. 15, Miami was down by four with 0:35 to play

MIAMI TEAM STATS - ACC GAMES ONLY

	All ACC	Home	Away	Wins	Losses
PPG	57.5	56.0	59.3	66.8	53.4
FG%	39.0	37.0	41.7	46.0	36.2
3FG%	33.1	34.4	31.7	38.1	31.3
FT%	64.6	64.6	64.6	71.9	59.7
RPG	33.8	35.1	32.3	33.0	34.2
APG	9.5	9.4	9.7	11.0	8.9
TOPG	10.2	9.9	10.5	10.8	9.9
SPG	3.8	4.0	3.7	4.0	3.8
BPG	3.6	2.9	4.5	4.8	3.1

FIRSTS UNDER JIM LARRAÑAGA

First game: Nov. 11, 2011 vs. Tennessee Tech. W, 69-58.
First starting lineup: Malcolm Grant, Durand Scott, Garrius Adams, Erik Swoope, Kenny Kadji.
First opening tip: Miami - Kenny Kadji.
First UM FG: 18:38, Durand Scott, 3-pointer.
First lead: 18:38, 3-0.
First halftime score: Tennessee Tech 32, Miami 27.
First win: Nov. 11, 2011. Miami 69, Tennessee Tech 58.
Attendance at first game: 3,600.
First loss: Nov. 25, 2011 at Ole Miss, 64-61 (OT).
First road win: Dec. 22, 2011 at Charlotte, 76-61.
First ACC game: Jan. 7, 2012 at Virginia, L, 52-51.
First ACC win: Jan. 18, 2012 vs. Clemson, 76-73.
First ACC regular season title: 2012-13

JIM LARRAÑAGA = PROGRAM CHANGER

In Coach L's Two Seasons at Miami ...

- ACC Regular Season and Tournament Championships
- .710 winning percentage
- Two 20-win seasons
- Two postseason appearances with three victories
- 15 ACC wins in 2013
- One All-American

Seven Seasons before Coach L at UM ...

- .561 winning percentage
- Best conference finish was fifth place
- One NCAA Tournament appearance
- Most ACC wins was eight

In Coach L's 14 Seasons at George Mason ...

- .626 winning percentage
- 13 straight winning seasons
- A Final Four appearance
- 5 trips to the NCAA tournament
- 9 postseason appearances
- First national ranking
- First appearance in Top 10
- First wins over Top 10 teams
- Winningest coach in league history

Seven Seasons before Coach L at GMU...

- .340 winning percentage
- 7 straight losing seasons
- 0 postseason appearances
- Worst team in the CAA

CANES IN THE NCAA TOURNAMENT

Season	Coach	Overall	Conf.	Record
1959-60	Bruce Hale	23-4		0-1
1997-98	Leonard Hamilton	18-10	11-7	0-1
1998-99	Leonard Hamilton	23-7	15-3	1-1
1999-00	Leonard Hamilton	23-11	13-3	2-1
2001-02	Perry Clark	24-8	10-6	0-1
2007-08	Frank Haith	23-11	8-8	1-1
2012-13 Jim Larrañaga		29-7	15-3	2-1

20-WIN SEASONS AT MIAMI

Season	Coach	Overall	Conf.	W-L	Postseason
1946-47	Hart Morris	20-7			
1959-60	Bruce Hale	23-4			NCAA
1960-61	Bruce Hale	20-7			NIT
1962-63	Bruce Hale	23-5			NIT
1963-64	Bruce Hale	20-7			NIT
1964-65	Bruce Hale	22-4			
1998-99	Leonard Hamilton	23-7	BIG EAST	15-3	NCAA
1999-00	Leonard Hamilton	23-11	BIG EAST	13-3	NCAA
2001-02	Perry Clark	24-8	BIG EAST	10-6	NCAA
2007-08	Frank Haith	23-11	ACC	8-8	NCAA
2009-10	Frank Haith	20-13	ACC	4-12	
2010-11	Frank Haith	21-15	ACC	6-10	NIT
2011-12	Jim Larrañaga	20-13	ACC	9-7	NIT
2012-13	Jim Larrañaga	29-7	ACC	15-3	NCAA

STATS BREAKDOWNS

In Miami's 13 wins:

Six players average 7.3 ppg or better.
 Miami scores 68.0 ppg, shooting 46.9% FG.
 The Canes average 35.0 rpg, 12.8 apg and 5.5 spg.
 Rion Brown shoots 44.5% FG and grabs 7.2 rpg.
 Donnavan Kirk averages 10.8 ppg and Manu Lecomte 9.2 ppg.

In Miami's 13 losses:

Two players average 7.3 ppg or more.
 Miami scores 54.8 ppg, shooting 35.7% FG.
 The Canes average 35.2 rpg, 8.7 apg and 4.5 spg.
 Rion Brown shoots 38.6% FG and grabs 5.5 rpg.
 Donnavan Kirk averages 6.4 ppg and Manu Lecomte 6.4 ppg.

In ACC home games:

Miami shoots 37.0% FG and 34.4% 3FG.
 UM makes 10.4 FT per game.
 The Canes hold opponents to 39.5% 3FG.

In ACC road games:

Miami shoots 41.7% FG and 31.7% 3FG.
 UM makes 13.7 FT per game.
 The Canes hold opponents to 31.3% 3FG.

MIAMI'S TOP SEVEN, A YEAR AGO

A season ago, only two of Miami's top seven guys were playing for the Canes, while another was out with injury. Four of Miami's current top seven players were scattered across the world.

Manu Lecomte - An amateur in a professional league in Belgium.

Garrison Adams - Sitting out while rehabbing a knee injury.

Rion Brown - Miami's seventh man, averaged 6.3 ppg in 20.3 mpg in ACC.

Donnavan Kirk - At DePaul, in the BIG EAST Conference.

Tonye Jekiri - At UM, averaging 1.7 ppg in 6.9 ACC minutes.

Davon Reed - Princeton Day School (N.J.)

James Kelly - Owens Community College.

RECORD WATCHING RION BROWN

Rion Brown is currently No. 10 on Miami's all-time list of 3-point shots made in a career. His 163 trail No. 9 Johnny Hemsley (164) and No. 8 Kevin Presto (170). Jack McClinton holds the record with 286 made from distance.

Brown is also closing in on 1,000 career points, as he currently has notched 993. Only 34 previous Canes have scored at least 1,000 points for UM, including Durand Scott and Reggie Johnson from last year's team, and Malcolm Grant from Coach L's first season at the U.

Brown has played 129 career games, which is tied for third-most in the in UM history. Durand Scott played in 132, Brian Asbury in 130 and Julian Gamble in 129 games.

MIAMI'S LARGEST IN 2013-14

Lead	33, vs. Loyola, 12/30
Deficit	23, vs. Duke, 1/22
Margin of Victory	23, vs. Loyola, 12/30
Margin of Defeat	21, vs. Duke, 1/22
Halftime Lead	23, vs. Loyola, 12/30
Halftime Deficit	12, vs. Duke, 1/22
Deficit in Win	12, vs. Texas Southern, 11/14
Halftime Deficit in Win	6, vs. Arizona State, 12/1
Lead in Loss	13, vs. Virginia Tech, 12/8
Halftime Lead in Loss	8, vs. Virginia Tech, 12/8

BROWN AMONG MOST IMPROVED IN THE ACC

Rion Brown has improved his scoring 8.3 points per game from a season ago, tied for the fifth-best improvement in the ACC this season. T.J. Warren (+10.9) leads the ACC, Trevor Cooney (+9.9) is second, followed by Marcus Paige (+9.0), Jerami Grant (+8.5) and Ian Miller (+8.3).

2013-14 SIGNING CLASS

A consensus Top 60 player, **Ja'Quan Newton** of Neumann-Goretti High in Philadelphia, is a 6-2, 180-pound guard listed as the No. 55 player in ESPN's Top 100 list. **James Palmer**, a senior at St. John's College High, is a 6-foot-4, 180-pound guard from Washington, D.C., who helped his squad to a 20-win season by averaging 12 points, five rebounds and two assists as a junior. **Omar Sherman**, out of Duncanville, Texas, is a 6-foot-8, 220-pound forward who is a four-star prospect, according to ESPN and Scout.com. **Ivan Cruz Uceda** is a 6-foot-10, 240-pound forward originally from Madrid, Spain, ranked No. 55 overall by ESPN. Cruz Uceda will be available to play a pair of seasons for Miami following his two years at Harcum College in Pennsylvania.

The four newcomers will join an already talented 2014-15 class, which includes redshirt-freshman Deandre Burnett, who is out this season with an injury, and transfers Sheldon McClellan and Angel Rodriguez, who are currently sitting out due to NCAA transfer rules.

SEASONS OF CHANGE

Miami will face back-to-back seasons with roster turnover after losing six players from the 2012-13 ACC Championship season, then six more seniors (5 scholarship) after this 2013-14 campaign.

COACHING COORDINATORS FOR MIAMI

Miami's assistant coaching staff is set up in a coordinator system, with Eric Konkol as the offensive coordinator, Michael Huger

managing the defense and Chris Caputo handling the scout for every opponent.

MIAMI IN NATIONAL STATS

As of Feb. 17, Miami is ranked No. 11 in the country in scoring defense, holding opponents to just 59.6 points per game. The Canes are also ranked No. 33 in field goal percentage defense, at just 39.9 percent. UM is No. 13 in personal fouls per game, No. 15 in fewest fouls, No. 26 in fewest turnovers, No. 28 in turnovers per game.

SHARING THE LEAD

Nine Canes have shared team-highs in five statistical categories this season. Six guys have led the team in scoring and five have led or shared top rebounding honors. Five Canes led in assists, nine in steals and six in blocks. *For a complete chart, see page 4 of the notes.*

STARTERS BY GAME

SFB	Lecomte	Adams	Brown	Kirk	Jekiri
GSU	Lecomte	Adams	Brown	Kirk	Jekiri
TSU	Lecomte	Adams	Brown	Kirk	Jekiri
CofC	Lecomte	Adams	Brown	Kirk	Kelly
UCF	Lecomte	Adams	Brown	Kirk	Kelly
GWU	Lecomte	Adams	Brown	Kirk	Jekiri
CSF	Reed	Adams	Brown	Kirk	Kelly
ASU	Reed	Adams	Brown	Kirk	Kelly
NEB	Reed	Adams	Brown	Kirk	Kelly
VT	Reed	Adams	Brown	Kirk	Kelly
SSU	Reed	Adams	Brown	Kirk	Kelly
LaSalle	Reed	Adams	Brown	Kirk	Kelly
Loyola	Reed	Adams	Brown	Kirk	Kelly
Syracuse	Reed	Adams	Brown	Kirk	Kelly
UNC	Reed	Adams	Brown	Kirk	Kelly
FSU	Lecomte	Adams	Brown	Kirk	Jekiri
GT	Lecomte	Adams	Brown	Kirk	Jekiri
Duke	Lecomte	Adams	Brown	Kirk	Jekiri
Syracuse	Lecomte	Adams	Brown	Kirk	Jekiri
Maryland	Lecomte	Adams	Brown	Kirk	Jekiri
Norfolk	Lecomte	Adams	Brown	Kirk	Jekiri
Pittsburgh	Lecomte	Adams	Reed	Kirk	Jekiri
NC State	Lecomte	Adams	Brown	Kirk	Jekiri
FSU	Swoope	Adams	Brown	Kirk	Akpejori
VT	Swoope	Adams	Brown	Kirk	Akpejori
ND	Swoope	Adams	Brown	Kirk	Akpejori

RECORD BY STARTING LINEUP

Lecomte, Adams, Brown, Kirk, Jekiri	4-7
Lecomte, Adams, Brown, Kirk, Kelly	1-1
Reed, Adams, Brown, Kirk, Kelly	6-3
Lecomte, Adams, Reed, Kirk, Jekiri	0-1
Adams, Brown, Swoope, Kirk, Akpejori	2-1

ACC TELECONFERENCE

Coach L will speak on the ACC teleconference every week at 11:20 a.m. There will be an instant replay of each teleconference on the Conference's internet site, theACC.com each Monday afternoon.

PRO CANES

James Jones	Miami Heat
Shane Larkin	Dallas Mavericks
John Salmons	Toronto Raptors

Will Frisby	Fort Wayne Mad Ants (D-League)
Robert Hite	Canton Charge (D-League)
Lance Hurdle	Springfield Armor (D-League)
Reggie Johnson	Delaware 87ers (D-League)
DeQuan Jones	Reno Bighorns (D-League)
Trey McKinney Jones	FortWayneMadAnts(D-League)
Kenny Kadji	Rio Grande Valley Vipers (D-League)

Brian Asbury	Hapoel Holon (Israel)
Julian Gamble	St Vallier Basket Drome (France)
Malcolm Grant	LF Basket Norrbotten (Sweden)
Leroy Hurd	Al Ahli (Dubai)
Anthony King	Artland Dragons (Germany)
Darius Rice	Hitachi Sunrockers (Japan)
Durand Scott	Obradoiro (Spain)
Adrian Thomas	Shimane Susanoo Magic (Japan)

COACH L COACHING TREE

Jamie Angeli - Assoc. Women's Basketball HC - City College of New York
 Joe Barer - HC - Davenport Assumption High School
 Scott Cherry - HC - High Point
 Bill Courtney - HC - Cornell
 Kent Dernbach - Assistant - University of Wisconsin Stephens Point
 Brian Ellerbe - Former HC - Michigan. Now assistant - DePaul
 Jerry Francis - Former HC - Prairie View
 Mike Gillian - Former HC - Longwood University
 Stan Heath - HC - University of South Florida
 Marc Iavaroni - Former HC - Memphis Grizzlies. Former assistant - LA Clippers
 James Johnson - HC - Virginia Tech
 Derek Kellogg - HC - UMass
 Scott Lombardi - Director of Men's Basketball Operations - George Mason
 Steve Merfeld - Former HC - Evansville. Now assistant - Creighton
 Keith Noftz - Former assistant - Central Michigan. Now HC McKinley HS
 Jeff Schneider - Former HC - Cal Poly San Luis Obispo
 Anthony Solomon - Former HC - St. Bonaventure. Now assistant - Notre Dame
 Ricky Stokes - Former head coach - Virginia Tech. Former HC - East Carolina
 Jeff Westlund - HC - Bethel University
 Ricky Yahn - HC - Concordia University

LARRAÑAGA ADDED TO UM FACULTY

Coach Jim Larrañaga has been appointed as Adjunct Assistant Professor of Kinesiology and Sport Sciences at the University of Miami. Due to his head coaching responsibilities, Larrañaga will be a guest lecturer at several different classes in the School of Education and Human Development throughout the semester.

LARRAÑAGA DELIVERS UM COMMENCEMENT SPEECH

Coach L delivered an inspirational 10-minute Commencement speech in May to the College of Arts and Sciences and the Rosenstiel School of Marine and Atmospheric Science graduates.

LARRAÑAGA CONTRACT EXTENDED THROUGH 2022

The University of Miami extended Coach Jim Larrañaga's contract through May 31, 2022, Director of Athletics Blake James announced in September. Larrañaga first signed a five-year contract in April 2011, then was granted a three-year extension in 2012. Larrañaga signed the nine-year contract following the Canes' historical run in 2013, which culminated with the Bronx, N.Y., native earning AP, Naismith and USBWA Henry Iba National Coach of the Year honors. He was also the ACC Coach of the Year as well as NABC, Basketball Times and USBWA District Coach of the Year.

NON-CONFERENCE GAMES (9-4)

#	Player	gp-gs	min	avg	Total		3-Point		F-Throw		Rebounds			pf	dq	a	to	blk	stl	pts	avg		
					fg-fga	fg%	3fg-fga	3fg%	ft-fta	ft%	off	def	tot									avg	
15	Rion Brown	13-13	451	34.7	63-150	.420	20-68	.294	40-50	.800	24	63	87	6.7	22	0	40	24	1	15	186	14.3	
25	Garrius Adams	13-13	436	33.5	41-115	.357	11-47	.234	44-56	.786	11	58	69	5.3	25	1	34	29	2	22	137	10.5	
22	Donnavan Kirk	13-13	398	30.6	52-110	.473	3-14	.214	22-35	.629	40	51	91	7.0	28	0	3	18	29	7	129	9.9	
35	James Kelly	12-8	292	24.3	45-79	.570	9-19	.474	9-15	.600	15	47	62	5.2	23	0	10	10	9	7	108	9.0	
05	Davon Reed	13-6	353	27.2	35-98	.357	21-55	.382	17-28	.607	6	21	27	2.1	24	0	30	23	2	10	108	8.3	
20	Manu Lecomte	13-7	350	26.9	32-75	.427	11-24	.458	22-27	.815	8	21	29	2.2	27	0	30	16	1	10	97	7.5	
23	Tonye Jekiri	13-5	234	18.0	25-52	.481	0-0	.000	5-8	.625	14	35	49	3.8	32	2	7	13	9	6	55	4.2	
21	Erik Swoope	11-0	121	11.0	8-19	.421	1-3	.333	8-13	.615	4	14	18	1.6	11	0	1	3	5	2	25	2.3	
04	Raphael Akpejori	6-0	32	5.3	1-2	.500	0-0	.000	2-2	1.000	0	5	5	0.8	9	0	0	1	2	0	4	0.7	
12	Justin Heller	2-0	3	1.5	0-0	.000	0-0	.000	0-0	.000	0	1	1	0.5	0	0	0	1	0	0	0	0.0	
03	Steve Sorenson	2-0	2	1.0	0-0	.000	0-0	.000	0-0	.000	0	0	0	0.0	0	0	0	0	0	0	0	0.0	
11	Mike Fernandez	2-0	3	1.5	0-0	.000	0-0	.000	0-0	.000	0	0	0	0.0	0	0	0	3	0	0	0	0.0	
Team											22	13	35										
Total.....		13	2675		302-700	.431	76-230	.330	169-234	.722	144	329	473	36.4	201	3	155	141	60	79	849	65.3	
Opponents.....		13	2675		280-698	.401	86-250	.344	126-199	.633	131	288	419	32.2	218	1	142	146	30	72	772	59.4	

LAST FIVE GAMES (2-3)

#	Player	gp-gs	min	avg	Total		3-Point		F-Throw		Rebounds			pf	dq	a	to	blk	stl	pts	avg		
					fg-fga	fg%	3fg-fga	3fg%	ft-fta	ft%	off	def	tot									avg	
15	Rion Brown	5-4	183	36.6	25-68	.368	15-46	.326	23-29	.793	11	24	35	7.0	8	0	10	10	1	3	88	17.6	
25	Garrius Adams	5-5	170	34.0	21-52	.404	4-14	.286	13-20	.650	6	20	26	5.2	12	0	16	7	1	4	59	11.8	
20	Manu Lecomte	5-2	119	23.8	10-30	.333	3-12	.250	12-16	.750	7	3	10	2.0	9	0	10	10	0	2	35	7.0	
05	Davon Reed	5-1	86	17.2	9-34	.265	5-17	.294	8-10	.800	2	9	11	2.2	10	0	4	6	1	2	31	6.2	
22	Donnavan Kirk	5-5	112	22.4	8-23	.348	2-7	.286	4-6	.667	6	7	13	2.6	7	0	1	3	2	1	22	4.4	
21	Erik Swoope	5-3	131	26.2	8-17	.471	0-1	.000	5-11	.455	8	9	17	3.4	12	0	4	1	3	1	21	4.2	
23	Tonye Jekiri	5-2	90	18.0	7-14	.500	0-0	.000	6-11	.545	8	15	23	4.6	11	0	2	3	3	5	20	4.0	
35	James Kelly	4-0	31	7.8	5-12	.417	4-7	.571	0-0	.000	2	6	8	2.0	3	0	1	1	0	1	14	3.5	
04	Raphael Akpejori	5-3	103	20.6	3-7	.429	0-0	.000	7-13	.538	8	10	18	3.6	13	1	0	2	6	0	13	2.6	
Team											12	10	22										
Total.....		5	1025		96-257	.374	33-104	.317	78-116	.672	70	113	183	36.6	85	1	48	47	17	19	303	60.6	
Opponents.....		5	1025		104-261	.398	37-97	.381	59-86	.686	56	111	167	33.4	92	1	54	45	14	21	304	60.8	

MIAMI'S RECORD WHEN...

RECORD	ALL		COACH L	
	ACC	AT UM	ACC	ACC
All games	13-13	4-9	62-33	28-19
Home	6-8	1-6	34-13	15-9
Away	6-4	3-3	21-15	13-10
Neutral	1-1		7-5	n/a
November	4-3		12-6	n/a
December	4-2	0-1	12-6	0-1
January	2-5	2-5	14-8	12-8
February	3-3	2-3	15-8	14-8
March			9-5	2-2
<hr/>				
Vs. Top 10 opponents	0-2	0-2	2-6	2-5
Vs. Top 25 opponents (includes Top 10)	0-4	0-4	5-13	4-9
Vs. RV opponents	2-1	1-0	7-2	2-0
Vs. teams over .500 on game day	6-11	3-8	38-29	18-17
Vs. teams under .500 on game day	2-1	0-1	15-3	7-2
Vs. teams at .500 on game day	3-1	1-0	8-1	3-0
While UM is in the top 25			16-4	12-3
While UM is RV (only)			7-3	2-1
<hr/>				
Leading at halftime	12-2	4-2	50-9	22-6
Trailing at halftime	1-11	0-7	10-24	4-13
Tied at halftime			4-0	2-0
Single overtime	1-4	0-2	2-6	1-2
Double overtime			2-0	1-0
In overtime games	1-4	0-2	4-6	2-2
Leading with 2:00 left in regulation	11-2	4-1	56-4	26-1
Trailing with 2:00 left in regulation	1-11	0-8	5-27	2-17
Tied with 2:00 left in regulation	1-0		1-1	0-1
<hr/>				
UM shoots 50% or better from field	4-1	0-1	18-1	6-1
UM shoots 40-49% from field	8-1	4-1	38-8	20-6
UM shoots under 40% from field	1-11	0-7	6-24	2-12
Opp. shoots 50% or better from field	1-1	1-1	3-9	2-5
Opp. shoots 40-49% from field	4-5	1-3	25-13	11-7
Opp. shoots under 40% from field	8-7	2-5	34-11	15-7
UM shoots 70% or better from the line	5-5	2-2	31-15	12-10
UM shoots less than 70% from the line	8-8	2-7	31-18	16-8
UM has more 3-point FGs	4-6	0-5	25-13	15-11
UM has fewer 3-point FGs	7-6	2-4	24-12	10-7
3-point FGs are even	2-1	2-0	4-1	3-1
Four or more Canes in double figures	6-0	1-0	31-6	12-5
Three Canes score in double figures	5-6	3-3	23-16	12-6
Two or less Canes score in double figures	2-7	0-6	8-11	4-8
<hr/>				
UM outrebounds opponent	10-6	2-5	40-14	16-10
Opp. outrebounds UM	3-7	2-4	20-19	11-9
Tied in rebounds			2-0	1-0
UM records 10 or more steals	1-0		9-3	3-1
UM records 15 or more assists	4-0	1-0	17-0	9-0
UM commits less than 15 turnovers	12-12	4-8	54-27	25-15
UM commits 15 or more turnovers	1-1	0-1	8-6	3-4
UM commits less turnovers than opp.	7-4	2-2	37-12	15-4
UM commits more turnovers than opp.	6-7	2-5	21-14	11-10
Tied in turnovers	0-2	0-2	4-7	2-5
<hr/>				
UM scores 59 points or less	2-9	1-7	6-16	4-10
UM scores between 60-69 points	4-3	1-1	16-11	7-4
UM scores between 70-79 points	5-1	2-1	29-6	14-5
UM scores between 80-89 points	2-0		7-0	1-0
UM scores between 90-99 points			4-0	2-0
UM scores 100 or more points			0-0	0-0
Playing during the afternoon	5-5	1-4	21-10	9-7
Playing in the evening (5 p.m. or later)	8-8	3-5	40-22	19-12
Games decided by three points or less	2-3	0-3	7-8	4-6
Games decided by four to 10 points	4-7	3-4	19-13	10-9
Games decided by 11-20 points	6-2	1-1	25-11	8-3
Games decided by more than 20 points	1-1	0-1	11-1	6-1

UM SINCE THE ARRIVAL OF JIM LARRAÑAGA IN 2011

- 2013 ACC Regular Season Champions
- 2013 ACC Tournament Champions
- Ranked No. 2/2 - Miami's program high - Feb. 18, 2013
- No. 1 seed at 2013 ACC Tournament
- No. 2 seed in 2013 NCAA Tournament
- Won school record 29 games in 2013
- Won 15 ACC games in 2013
- 14-game win streak (tied 1946-47 & 2001-02) from Jan. 2 - Feb. 19, 2013
- 13-0 start in 2013 conference play, topping school-best nine ACC victories, which was set in 2011-12
- Sophomore Shane Larkin selected No. 18 in the 2013 NBA Draft by Atlanta Hawks, then traded to Dallas Mavericks
- All six seniors earned academic degree from UM: Garrius Adams, Julian Gamble, Reggie Johnson, Kenny Kadji, Trey McKinney Jones, Durand Scott
- Defeated No. 1 Duke, 90-63, on Jan. 23, 2013 in Coral Gables
- Defeated Duke twice within 12 months, at both Cameron Indoor Stadium and the BankUnited Center
- First team to beat Duke and UNC by 20+ points in the same season since Maryland in '74-'75 season
- First team to beat Duke and UNC by 25+ points since the start of ACC play in 1953
- Defeated three teams in The Triangle in the same season: UNC, Duke & NC State
- In 2012-13 defeated three teams in the Top 20 for the first time since joining the ACC - the last time was in 1999-00
- Students camped out for the game vs. Duke more than four hours before tipoff, then did it again for the game vs. Florida State
- Five home sellouts of 7,972 fans vs. Duke, Florida State, North Carolina, Virginia and Clemson
- Set a record for the most games with 1,200 or more students (7)
- Set record student average attendance at 808. The past average attendance was 641 per game
- Set the record for cumulative season student attendance at 12,008. The previous record was 10,269

AWARDS

- 2013 AP Coach of the Year - Jim Larrañaga
- 2013 Naismith Coach of the Year - Jim Larrañaga
- 2013 ACC Coach of the Year - Jim Larrañaga
- 2013 Henry Iba National Coach of the Year - Jim Larrañaga
- 2013 Adolph Rupp Cup Coach of the Year - Jim Larrañaga
- 2013 ACC Player of the Year (Coaches) - Shane Larkin
- 2013 ACC Defensive Player of the Year - Durand Scott
- Five All-ACC selections: Shane Larkin 1st team, Kenny Kadji 2nd team & 3rd team, Scott H.M. (twice)
- Three ACC Defensive Team players: Shane Larkin, Durand Scott, Julian Gamble
- 2012 ACC All-Rookie Team - Shane Larkin
- 2013 ACC All-Academic Team - Raphael Akpejori
- 2013 ACC Tournament MVP - Shane Larkin
- Four ACC All-Tournament team nods: Shane Larkin (1st), Durand Scott (1st), Julian Gamble (2nd), Trey McKinney Jones (2nd)
- Four ACC Player of the Week awards: Reggie Johnson (2012), Durand Scott (2012 & 2013) and Shane Larkin (2013)
- One ACC Rookie of the Week: Shane Larkin (2012)

CURRENT PLAYER AWARDS IN 2012-13

- Raphael Akpejori**
- All-ACC Academic Team
 - NABC Honors Court
 - ACC Academic Honor Roll
- Justin Heller**
- ACC Academic Honor Roll

COACH LARRAÑAGA'S MILESTONE VICTORIES

Victory	Date	Opponent	Score	School
50	02/10/88	Miami (Ohio)	65-59	Bowling Green
100	02/23/91	Kent State	84-57	Bowling Green
150	12/22/94	at Ohio State	59-50	Bowling Green
200	12/27/97	Northeastern	66-60	George Mason
250	12/20/00	Coastal Carolina	81-65	George Mason
300	12/02/03	East Carolina	76-65	George Mason
350	01/26/06	William & Mary	81-58	George Mason
400	02/27/08	William & Mary	68-59	George Mason
450	12/08/10	Loyola (Md.)	66-52	George Mason
500	01/05/12	at Georgia Tech	62-49	Miami

MIAMI HIGHS		OPPONENT HIGHS		MIAMI LOWS		OPPONENT LOWS	
Points	84 - Texas Southern, 11/14	Points	80 - Georgia Southern, 11/11	Points	44 - at Syracuse, 1/4	Points	42 - Georgia Tech, 1/18
Points/Half	44 - Texas Southern, 11/14	Points/Half	39 (2nd) - Florida State, 1/15	Points/Half	13 - Nebraska, 12/4	Points/Half	17 (2x) last - Georgia Tech, 1/18
Field Goals Made	35 - Texas Southern, 11/14	Field Goals Made	29 - George Washington, 11/28	Field Goals Made	15 - at Virginia Tech, 2/15	Field Goals Made	13 - Georgia Tech, 1/18
Field Goal Att.	69 - 2x last vs. Virginia Tech, 12/8	Field Goal Att.	69 - vs. Virginia Tech, 12/8	Field Goal Att.	40 - at Syracuse, 1/4	Field Goal Att.	42 - Co. of Charleston, 11/18
Field Goal Pct.	.571 - at Savannah State, 12/19	Field Goal Pct.	.560 - at Maryland, 1/29	Field Goal Pct.	.259 - at Virginia Tech, 2/15	Field Goal Pct.	.295 - Georgia Tech, 1/18
3-Point FG Made	10 - Texas Southern, 11/14	3-Point FG Made	13 - Notre Dame, 2/19	3-Point FG Made	0 - St. Francis Brooklyn, 11/8	3-Point FG Made	3 - at Syracuse, 1/4
3-Point FG Att.	34 - at Virginia Tech, 2/15	3-Point FG Att.	34 - vs. Virginia Tech, 12/8	3-Point FG Att.	10 - Duke, 1/22	3-Point FG Att.	11 - vs. Syracuse, 1/25
Free Throws Made	25 - Georgia Southern, 11/11	Free Throws Made	19 - vs. Pittsburgh, 2/5	Free Throws Made	2 - Florida State, 1/15	Free Throws Made	5 - George Washington, 11/28
Free Throw Att.	33 - at Florida State, 2/10	Free Throw Att.	27 - vs. Syracuse, 1/25	Free Throw Att.	4 - at Syracuse, 1/4	Free Throw Att.	9 - George Washington, 11/28
Rebounds	50 - vs. Virginia Tech, 12/8	Rebounds	45 - St. Francis Brooklyn, 11/8	Rebounds	24 - vs. Syracuse, 1/25	Rebounds	21 - at Savannah State, 12/19
Assists	21 - Texas Southern, 11/14	Assists	17 - Notre Dame, 2/19	Assists	4 - Georgia Tech, 1/18	Assists	7 - vs. NC State, 2/8
Steals	12 - Texas Southern, 11/14	Steals	10 - Nebraska, 12/4	Steals	1 - 2x, last vs. Syracuse, 1/25	Steals	1 - Florida State, 1/15
Blocks	8 (2x) last at Florida State, 2/10	Blocks	7 - Duke, 1/22	Blocks	0 - vs. NC State, 2/8	Blocks	0 (3x) - last vs. NC State, 2/8
Turnovers	16 - at Savannah State, 12/19	Turnovers	17 - St. Francis Brooklyn, 11/8	Turnovers	3 - at Virginia Tech, 2/15	Turnovers	5 - vs. Syracuse, 1/25
Victory Margin	23 - vs. Loyola, 12/30	Victory Margin	21 - Duke, 1/22	Victory Margin	1 - Georgia Southern, 11/11	Victory Margin	1 (2x) last vs. NC State, 2/8

MIAMI INDIVIDUAL HIGHS	
Points	25 (2x) - last Rion Brown at Maryland, 1/29
Field Goals Made	9 - Donnavan Kirk - Florida State, 1/15
Field Goal Attempts	18 - Garius Adams vs. St. Francis Brooklyn, 11/8
3-Point FG Made	5 - 3x last Rion Brown Florida State, 1/15
3-Point FG Attempts	12 - at Virginia Tech, 2/15
Free Throws Made	12 - Rion Brown at Maryland, 1/29
Free Throw Attempts	13 - Rion Brown at Maryland, 1/29
Rebounds	11 - 4x last Rion Brown vs. Notre Dame, 2/19
Assists	9 - Rion Brown vs. Texas Southern, 11/14
Blocks	4 (5x) - last Erik Swoope vs. Norfolk State, 2/1

OPPONENT INDIVIDUAL HIGHS	
Points	27 (2x) - last T.J. Warren, NC State, 2/8
Field Goals Made	9 - 2x last Jarell Eddie, Virginia Tech, 12/8
Field Goal Attempts	23 - Jarell Eddie, Virginia Tech, 12/8
3-Point FG Made	6 (2x)- last Pat Connaughton, Notre Dame, 2/19
3-Point FG Attempts	14 - Jarell Eddie, Virginia Tech, 12/8
Free Throws Made	9 (2x) - last T.J. Warren, NC State, 2/8
Free Throw Attempts	12 - Lamar Patterson, Pittsburgh, 2/5
Rebounds	15 - 2x, last Jabari Parker, Duke, 1/22
Assists	9 (2x) - last at Virginia Tech, 2/15
Blocks	4 - Jordan Bachynski, Arizona State, 12/1

THE LAST TIME ...

Player Scored 30 Points

Miami Durand Scott (32), vs. NC State, 3/16/13
Opponent Ryan Kelly (36), at Duke, 3/2/13

Player Scored 35 Points

Miami Jack McClinton (35) vs. North Carolina, 3/15/09
Opponent Ryan Kelly (36), at Duke, 3/2/13

Player Scored 40 Points

Miami Darius Rice (43) vs. Connecticut, 1/20/03
Opponent Sean Singletary (41), Virginia, 3/1/08

Two Players Scored 20 Points

Miami Shane Larkin (28), Trey McKinney Jones (20) vs. North Carolina, 3/17/13
Opponent Omari Grier (27), Raymond Taylor (20) FAU, 12/17/11

Three Players Scored 20 Points

Miami Dwayne Collins (23), Brian Asbury (21), Jack McClinton (20) vs. Virginia Tech, 1/25/09
Opponent Travis Mays (40), Alvin Heggs (22), Lance Blanks (21), Texas, 2/22/89

Five Players Scored in Double Figures

Miami James Kelly (17), Donnavan Kirk (15), Rion Brown (13), Manu Lecomte (12), Davon Reed (11), Garius Adams (10) vs. Texas Southern, 11/14/13
Opponent Jon Scheyer (27), DeMarcus Nelson (19), Kyle Singler (12), Greg Paulus (12), Lance Thomas (10) Duke, 2/20/08

Six Players Scored in Double Figures

Miami James Kelly (17), Donnavan Kirk (15), Rion Brown (13), Manu Lecomte (12), Davon Reed (11), Garius Adams (10) vs. Texas Southern, 11/14/13

Player Grabbed 15 Rebounds

Miami Reggie Johnson (20) vs. Florida Atlantic, 3/16/11
Opponent Jabari Parker (15), Duke, 1/22/14

Two Players Grabbed 10 Rebounds

Miami Rion Brown (10), Tonye Jekiri (10), at North Carolina, 1/8/14
Opponent Marcus Ginyard (12), John Henson (12), North Carolina, 3/2/10

Three Players Grabbed 10 Rebounds

Miami Mark Richardson (11), Eric Brown (10), Joe Wylie (10) vs. FIU, 3/6/89
Opponent Matt Harpring (12), Dion Glover (10), Michael Maddox (10), Georgia Tech, 12/2/97

Player Had 10 Assists

Miami Durand Scott (10) vs. North Carolina Central, 11/14/09
Opponent Kendall Marshall (10), North Carolina, 3/11/11

Player Had 10 Blocks

Miami Anthony King (10) vs. Florida Atlantic, 11/29/04
Opponent Jarvis Varnado (10), Mississippi State, 12/13/07

Player Had a Double-Double

Miami Rion Brown (21 pts, 11 rebs) vs. Notre Dame, 2/19/14
Opponent Jabari Parker (17 pts, 15 rebs) Duke, 1/22/14

Player Had a Triple-Double

Miami Anthony King (11 pts, 10 reb, 13 blks) vs. Florida Atlantic, 11/29/04
Opponent Brendan Haywood (18 pts, 14 reb, 10 blks), North Carolina, 12/4/00

Two Players Had Double-Doubles

Miami Reggie Johnson (22 pts, 11 rebs) & Kenny Kadji (12 pts, 12 rebs), vs. Stetson, 11/9/12
Opponent Hasheem Thabeet (19 pts, 14 reb), A.J. Price (13 pts, 11 reb), Connecticut, 11/23/08

Team Scored 100 Points

Miami 108 vs. Nova Southeastern, 11/16/09
Opponent 105, North Carolina, 1/31/07

Team Scored 50 Points in a Half

Miami 51, (2nd half) at Hawaii, 12/22/12
Opponent 51 (2nd half), UCF, 12/18/10

Team Shot 50 Percent in Both Halves

Miami .500 (10-20) / .500 (12-24) at Maryland, 1/29/14
Opponent .538 (14-26) / .500 (16-32) vs. Georgia Tech, 3/6/13

Team Shot 60 Percent in a Half

Miami .696 (16-23), second half, at Maryland, 1/29/14
Opponent .619 (13-21), second half, Florida State, 1/15/14

Team Shot 70 Percent in a Half

Miami .739 (17-23), first half, at Florida State, 2/13/13

Team Shot 60 Percent in a Game

Miami .638 (30-47), at Florida State, 2/13/13
Opponent .622 (23-37), Clemson, 12/21/08

Team Shot Less Than 30 Percent in a Game

Miami .259 (15-58), at Virginia Tech, 2/15/14
Opponent .295 (13-44), Georgia Tech, 1/18/14

Miami 84, Florida Tech 55 Exhibition
10-30-13 BankUnited Center

#	Player	tot-fg 3-pt					rebounds					a	t	b	s	min	
		fg	fga	fga	ft	fta	of	de	tot	pf	tp						
03	CARTER, Chris	* 7	21	3	11	3	6	0	1	1	2	20	4	3	0	2	38
04	JACKSON, Jermaine	* 4	14	0	4	1	1	0	3	3	2	9	2	1	0	0	34
11	JOHNSON, Akeem	* 1	8	0	3	0	0	3	4	7	1	2	2	1	0	0	34
41	USIC, David	* 1	4	0	1	0	0	2	1	3	4	2	0	1	0	0	13
42	STAHL, Nick	* 3	5	0	0	0	0	1	6	7	2	6	1	1	0	10	34
02	BOOTH, Robert	0	1	0	0	0	0	0	2	2	1	0	1	0	0	1	12
05	JACKSON, Corbin	6	11	0	1	0	0	2	1	3	5	12	0	3	1	19	
10	BOLHUIS, Kevin	0	0	0	0	0	0	1	0	1	0	0	0	0	0	3	
12	MEADEN, George	0	0	0	0	0	0	0	0	0	0	0	0	0	0	1	
14	DIVAC, Matia	1	1	0	0	0	0	0	0	0	0	2	0	0	0	4	
15	STAHL, Nick	0	2	0	1	0	0	0	1	0	1	0	2	1	0	4	
22	SPENCE, Isaac	0	0	0	0	0	0	0	0	0	0	0	0	0	0	0+	
24	POPE, Derick	1	2	0	1	0	0	0	2	2	2	2	0	2	0	17	
25	FISCHER, Max	0	0	0	0	0	0	0	0	0	0	0	0	0	0	1	
55	BONONIA, Berkeley	0	0	0	0	0	0	0	0	0	0	0	0	0	0	1	
TEAM		24 69 3 22 4 7					12 21 33 19 55					15 12 3 5 200					
Totals		24 69 3 22 4 7					12 21 33 19 55					15 12 3 5 200					
TOTAL FG%		1st Half: 8-35 22.9%					2nd Half: 16-34 47.1%					Game: 34.8%					
3-Pt. FG%		1st Half: 1-11 9.1%					2nd Half: 2-11 18.2%					Game: 13.6%					
F Throw %		1st Half: 1-1 100%					2nd Half: 3-5 60.0%					Game: 57.1%					

#	Player	tot-fg 3-pt					rebounds					a	t	b	s	min	
		fg	fga	fga	ft	fta	of	de	tot	pf	tp						
15	Rion Brown	* 7	8	6	7	0	0	1	2	3	4	20	1	2	0	0	42
20	Manu Lecomte	* 1	4	0	0	0	0	1	1	2	2	2	3	2	0	19	
22	Donnavan Kirk	* 5	8	0	2	3	6	5	4	9	1	13	1	1	3	30	
23	Tonye Jekiri	* 1	7	0	0	1	2	1	9	10	2	3	3	2	2	28	
25	Garrus Adams	* 6	14	3	8	1	2	1	9	10	0	16	5	2	0	31	
01	Deandre Burnett	5	12	1	5	5	6	2	1	3	1	16	0	2	0	1	22
03	Steve Sorenson	0	0	0	0	0	0	0	0	0	0	0	0	0	0	0	
04	Raphael Akpejori	0	1	0	0	2	4	0	2	2	0	2	1	0	0	9	
05	Davon Reed	1	4	0	1	2	4	0	2	2	2	6	0	0	1	17	
12	Justin Heller	1	1	1	0	0	0	0	0	0	0	3	0	0	0	1	
21	Erik Swoope	1	1	0	0	1	2	1	2	3	0	3	0	0	0	1	
35	James Kelly	0	2	0	2	0	0	1	2	3	1	0	0	1	0	9	
TEAM		29 63 11 26 15 26					16 35 51 13 84					14 12 6 7 200					
Totals		29 63 11 26 15 26					16 35 51 13 84					14 12 6 7 200					
TOTAL FG%		1st Half: 13-30 43.3%					2nd Half: 13-40 48.5%					Game: 46.0%					
3-Pt. FG%		1st Half: 7-16 43.8%					2nd Half: 4-10 40.0%					Game: 42.3%					
F Throw %		1st Half: 7-14 50.0%					2nd Half: 8-12 66.7%					Game: 57.7%					

Officials: Jacyn Goble, JB Caldwell, Alan Spainhour
Technical fouls: Florida Tech-None. University of Miami-None.
Attendance: 4848

Score by Periods	1st	2nd	Total
Florida Tech	18	37	55
Miami	40	44	84

Points in the paint-FITM 30,UM 30. Points off turnovers-FITM 12,UM 15.
2nd chance points-FITM 6,UM 25. Fast break points-FITM 14,UM 17.
Bench points-FITM 16,UM 30. Score tied-0 times. Lead changed-0 times.
Last FG-FITM 2nd-00:44, UM 2nd-00:11.
Largest lead-FITM None, UM by 29 2nd-00:11.

St. Francis Brooklyn 66, Miami 62 (OT) Game 1
11-08-13 BankUnited Center

#	Player	tot-fg 3-pt					rebounds					a	t	b	s	min	
		fg	fga	fga	ft	fta	of	de	tot	pf	tp						
03	MOCKFORD, Ben	* 4	12	3	10	0	0	0	3	3	0	11	2	1	0	0	38
05	CANNON, Jalen	* 6	13	2	4	0	0	4	6	10	3	14	0	0	0	0	30
33	MILK, Matt	* 0	1	0	0	0	0	0	1	1	3	0	0	1	0	1	
34	DOUGLAS, Kevin	* 1	6	1	4	3	4	2	2	4	3	6	0	3	1	0	37
44	WHITE, Anthony	* 1	3	0	0	0	0	0	1	1	0	2	2	0	0	10	
01	JONES, Brent	* 3	0	1	7	8	1	6	7	4	0	7	4	2	0	0	26
02	HOPKINSON, Yunus	0	2	0	2	1	2	0	0	0	1	1	1	0	0	1	
11	SANTAVENERE, P.J.	1	2	0	1	0	0	0	0	2	2	0	0	0	1	9	
23	ULMER, Lowell	0	0	0	0	0	0	0	1	1	0	0	0	0	0	7	
25	ISALOVIC, Aleksandar	0	1	0	0	0	0	0	0	0	0	0	0	0	1	4	
33	FALL, Amdy	3	4	0	0	0	0	1	3	4	3	6	0	1	2	0	
43	HAGIGAL, Sheldon	0	0	0	0	0	0	0	0	0	3	0	0	1	0	18	
45	MARTIN, Wayne	6	13	1	4	7	4	4	8	4	17	2	5	1	2	28	
TEAM		22 60 7 24 15 23					14 31 45 27 66					11 17 4 6 225					
Totals		22 60 7 24 15 23					14 31 45 27 66					11 17 4 6 225					
TOTAL FG%		1st Half: 10-34 29.4%					2nd Half: 9-22 40.9%					Game: 36.7%					
3-Pt. FG%		1st Half: 6-16 37.5%					2nd Half: 1-8 12.5%					Game: 29.2%					
F Throw %		1st Half: 1-4 25.0%					2nd Half: 10-15 66.7%					Game: 65.2%					

#	Player	tot-fg 3-pt					rebounds					a	t	b	s	min	
		fg	fga	fga	ft	fta	of	de	tot	pf	tp						
15	Rion Brown	* 3	10	0	3	5	6	1	6	7	1	11	0	1	0	0	42
20	Manu Lecomte	* 3	10	0	2	3	4	0	1	1	2	9	1	2	0	34	
22	Donnavan Kirk	* 6	8	0	1	4	6	7	3	10	3	16	0	4	2	1	35
23	Tonye Jekiri	* 2	7	0	0	2	2	1	8	9	5	6	1	2	1	0	23
25	Garrus Adams	* 4	18	8	7	9	1	2	3	2	15	3	1	0	3	40	
04	Raphael Akpejori	0	0	0	0	0	0	0	0	0	1	0	0	0	0	5	
05	Davon Reed	1	5	0	1	2	0	1	1	3	0	0	0	0	1	18	
21	Erik Swoope	3	0	0	0	0	0	2	1	3	4	2	0	0	0	23	
35	James Kelly	0	0	0	0	0	0	3	1	4	2	0	0	2	0	5	
TEAM		19 61 0 15 24 31					15 28 43 20 62					5 13 3 7 225					
Totals		19 61 0 15 24 31					15 28 43 20 62					5 13 3 7 225					
TOTAL FG%		1st Half: 8-29 27.6%					2nd Half: 8-23 34.8%					Game: 31.1%					
3-Pt. FG%		1st Half: 0-5 0.0%					2nd Half: 0-6 0.0%					Game: 0.0%					
F Throw %		1st Half: 10-13 76.9%					2nd Half: 14-18 77.8%					Game: 77.4%					

Officials: Brian Dorsey, Bernard Clinton, Louie Andrakos
Technical fouls: St. Francis Brooklyn-None. University of Miami-None.
Attendance: 6060

Score by Periods	1st	2nd	OT	Total
St. Francis Brooklyn	27	29	10	66
University of Miami	26	30	6	62

Points in the paint-SFBK 26,UM 30. Points off turnovers-SFBK 15,UM 16.
2nd chance points-SFBK 13,UM 11. Fast break points-SFBK 3,UM 4.
Bench points-SFBK 33,UM 5. Score tied-7 times. Lead changed-7 times.
Last FG-SFBK OT-01:02, UM OT-00:20.
Largest lead-SFBK by 7 2nd-14:35, UM by 7 1st-05:53.

Miami 81, Ga. Southern 80 (OT) Game 2
11-11-13 BankUnited Center

#	Player	tot-fg 3-pt					rebounds					a	t	b	s	min
		fg	fga	fga	ft	fta	of	de	tot	pf	tp					
05	HEWITT, Jelani	* 8	20	3	10	8	0	3	3	2	27	5	2	1	1	39
10	BAYNHAN, Marvin	* 1	2	0	0	0	0	2	4	6	5	2	0	1	0	18
11	BUSSEY, Tre	* 7	12	5	4	4	1	2	3	1	20	1	2	0	0	43
12	HOLMES, Brian	* 5	8	3	4	4	0	1	1	2	1	27	0	2	0	31
13	MATIAS, Angel	* 0	1	0	0	0	0	1	1	2	3	0	0	1	0	10
01	DUNNICKAN, Kameron	0	0	0	0	0	0	0	1	1	3	0	0	1	1	8
02	MIKE, Sam	1	2	0	0	0	0	0	1	1	4	2	0	1	0	27
04	DIAMOND, Curtis	3	7	1	5	0	0	0	3	3	0	7	1	0	0	22
35	DOYLE, Kyle	2	5	1	2	0	0	3	2	5	4	5	1	1	0	27
TEAM		27 57 10 26 16 16					10 22 32 24 80					8 11 2 2 225				
Totals		27 57 10 26 16 16					10 22 32 24 80					8 11 2 2 225				
TOTAL FG%		1st Half: 10-24 41.7%					2nd Half: 13-27 48.1%					Game: 47.4%				
3-Pt. FG%		1st Half: 5-12 41.7%					2nd Half: 4-12 33.3%					Game: 38.5%				
F Throw %		1st Half: 7-7 100%					2nd Half: 5-5 100%					Game: 100%				

#	Player	tot-fg 3-pt					rebounds					a	t	b	s	min
		fg	fga													

RV/- George Washington 71, Miami 63 (OT) Game 6
11-28-13 Titan Gym

Miami 3-3	tot-fg 3-pt		rebounds		a		b		s		min	
## Player	fg	fga	fga	fta	of	de	tot	pf	tp	a	b	s
22 Donnivan Kirk	f	3	8	0	0	0	2	9	1	2	6	0
23 Tonye Jekiri	c	1	3	0	0	0	0	1	1	1	2	1
15 Rion Brown	g	4	12	1	6	7	3	6	9	2	16	1
20 Manu Lecomte	g	2	6	1	2	0	2	0	2	2	5	0
25 Garrus Adams	g	4	13	2	4	7	1	3	4	4	17	5
05 Davon Reed	g	2	7	2	5	0	2	2	2	6	2	3
21 Erik Swoope	g	0	0	0	0	0	0	0	0	1	0	0
35 James Kelly	g	5	9	0	1	2	4	6	2	11	0	1
TEAM							2	2				
Totals		21	58	6	17	15	17	12	25	37	15	63

TOTAL FG% 1st Half: 11-25 44.0% 2nd Half: 9-25 36.0% Game: 36.2%
3-Pt. FG% 1st Half: 2-4 50.0% 2nd Half: 4-8 50.0% Game: 35.3%
F Throw % 1st Half: 2-2 100% 2nd Half: 11-13 84.6% Game: 88.2%

George Washington 5-0	tot-fg 3-pt		rebounds		a		b		s		min	
## Player	fg	fga	fga	fta	of	de	tot	pf	tp	a	b	s
21 LARSEN, Kevin	f	2	7	0	0	0	0	4	4	3	4	0
32 ARMWOOD, Isaiah	f	6	10	0	0	0	2	9	11	4	12	1
01 CREEK, Maurice	g	5	14	2	7	3	4	1	2	3	15	2
11 SAVAGE, Kethan	g	5	10	0	1	1	2	3	1	11	2	2
22 McDONALD, Joe	g	4	7	1	2	1	2	0	5	2	10	3
03 CARTAGENA, Miguel	g	1	1	1	0	0	0	0	0	3	1	1
05 GRIFFIN, Nick	g	0	0	0	0	0	0	0	0	0	0	0
30 MIKIC, Nemanja	g	6	8	4	5	0	0	1	2	2	16	1
33 MARAGKOS, Paris	g	1	0	0	0	0	1	0	1	1	0	0
34 KOPRIVA, John	g	0	3	0	0	2	0	2	2	0	0	0
TEAM							1	2				
Totals		29	61	8	16	5	9	7	25	32	16	71

TOTAL FG% 1st Half: 12-28 42.9% 2nd Half: 12-27 44.4% Game: 47.5%
3-Pt. FG% 1st Half: 3-6 50.0% 2nd Half: 3-7 42.9% Game: 50.0%
F Throw % 1st Half: 0-0 0.0% 2nd Half: 5-9 55.6% Game: 55.6%

Officials: Mike Scyphers, Ken Ditty, Michael Irving
Technical fouls: University of Miami-None. George Washington-None.
Attendance: 1966

Score by Periods	1st	2nd	OT	Total
University of Miami	26	33	4	63
George Washington	27	32	12	71

First game of DIRECTV Wooden Legacy Quarterfinals

Points in the paint-UM 22, GW 34. Points off turnovers-UM 7, GW 17.
2nd chance points-UM 15, GW 6. Fast break points-UM 4, GW 4.
Bench points-UM 17, GW 19. Score tied-6 times. Lead changed-7 times.
Last FG-UM 01-00:20, GW 01-01:37.
Largest lead-UM by 6 1st-17:35, GW by 12 2nd-14:20.

Miami 48, Cal State Fullerton 46 Game 7
11-29-13 Titan Gym

Miami 4-3	tot-fg 3-pt		rebounds		a		b		s		min	
## Player	fg	fga	fga	fta	of	de	tot	pf	tp	a	b	s
22 Donnivan Kirk	f	2	4	0	1	2	2	0	2	3	5	0
25 Garrus Adams	f	3	9	1	6	0	1	3	4	0	7	1
35 James Kelly	f	4	7	1	2	1	2	6	7	3	10	1
05 Davon Reed	g	4	12	1	6	0	2	0	3	3	19	2
15 Rion Brown	g	4	10	0	3	1	2	6	8	2	9	4
20 Manu Lecomte	g	2	4	0	2	0	0	3	3	1	4	0
21 Erik Swoope	g	0	0	0	0	2	0	2	2	0	0	0
23 Tonye Jekiri	g	2	3	0	0	0	0	4	4	3	4	0
TEAM							1	2				
Totals		21	49	3	19	3	10	7	28	35	13	48

TOTAL FG% 1st Half: 10-22 45.5% 2nd Half: 11-27 40.7% Game: 42.9%
3-Pt. FG% 1st Half: 1-10 10.0% 2nd Half: 2-9 22.2% Game: 15.8%
F Throw % 1st Half: 2-4 50.0% 2nd Half: 1-6 16.7% Game: 30.0%

Cal State Fullerton 2-5	tot-fg 3-pt		rebounds		a		b		s		min	
## Player	fg	fga	fga	fta	of	de	tot	pf	tp	a	b	s
00 Horne, Marquis	f	1	8	0	1	0	0	4	4	3	2	0
13 Boyd, Joe	f	0	2	0	0	0	1	4	5	1	0	0
10 Williams, Michael	g	6	16	2	9	1	3	0	2	2	15	2
11 Gentry, Josh	g	1	5	1	3	0	0	1	1	0	3	1
22 Blackwell, Sheldon	g	4	6	1	3	4	6	1	2	1	13	6
01 Brandon, Jared	g	1	5	0	2	0	0	4	4	0	2	1
21 McClellan, Steve	g	2	2	0	0	0	2	2	2	4	0	2
32 Collins, Chris	g	0	1	0	0	3	4	1	4	5	3	1
33 Johnson, James	g	2	3	0	0	0	0	1	1	4	4	0
TEAM							2	3				
Totals		17	48	4	18	8	13	5	26	31	13	46

TOTAL FG% 1st Half: 7-24 29.2% 2nd Half: 10-24 41.7% Game: 35.4%
3-Pt. FG% 1st Half: 1-9 11.1% 2nd Half: 3-9 33.3% Game: 22.2%
F Throw % 1st Half: 2-4 50.0% 2nd Half: 6-9 66.7% Game: 61.5%

Officials: Mike Eggers, Greg Nixon, Tim Kelly
Technical fouls: University of Miami-None. Cal State Fullerton-None.
Attendance: 1857

Score by Periods	1st	2nd	OT	Total
University of Miami	23	25	48	
Cal State Fullerton	17	29	46	

Consolation 1 (Game 6) DirectV Wooden Legacy ESPN3

Points in the paint-UM 22, CSF 14. Points off turnovers-UM 11, CSF 10.
2nd chance points-UM 7, CSF 4. Fast break points-UM 4, CSF 4.
Bench points-UM 8, CSF 13. Score tied-2 times. Lead changed-0 times.
Last FG-UM 2nd-02:47, CSF 2nd-00:21.
Largest lead-UM by 17 2nd-08:36, CSF None.

Miami 60, RV/RV Arizona State 57 Game 8
12-1-13 Honda Center

Miami 5-3	tot-fg 3-pt		rebounds		a		b		s		min	
## Player	fg	fga	fga	fta	of	de	tot	pf	tp	a	b	s
22 Donnivan Kirk	f	3	9	0	1	1	2	3	1	2	7	0
35 James Kelly	f	4	7	0	2	3	4	0	6	6	3	1
05 Davon Reed	g	5	10	5	8	4	6	0	1	1	3	19
15 Rion Brown	g	3	7	0	1	3	5	1	3	4	2	9
25 Garrus Adams	g	3	7	1	2	2	4	1	8	9	3	9
04 Raphael Akpejori	g	0	0	0	0	0	0	0	1	1	1	0
20 Manu Lecomte	g	1	3	0	0	0	0	1	1	0	2	1
21 Erik Swoope	g	1	1	0	0	0	0	0	1	0	1	0
23 Tonye Jekiri	g	0	3	0	0	0	0	2	1	3	1	0
TEAM							2					
Totals		20	47	6	13	14	21	8	22	30	16	60

TOTAL FG% 1st Half: 7-24 29.2% 2nd Half: 13-23 56.5% Game: 42.6%
3-Pt. FG% 1st Half: 2-7 28.6% 2nd Half: 4-6 66.7% Game: 46.2%
F Throw % 1st Half: 8-10 80.0% 2nd Half: 6-11 54.5% Game: 66.7%

Arizona State 7-2	tot-fg 3-pt		rebounds		a		b		s		min	
## Player	fg	fga	fga	fta	of	de	tot	pf	tp	a	b	s
31 Gilling, Jonathan	f	1	4	1	4	0	0	1	1	4	3	9
13 Bachynski, Jordan	c	8	11	0	4	7	8	15	4	20	0	4
01 Carson, Jahii	g	3	14	2	4	2	2	1	3	1	8	3
15 Koulechov, Egor	g	4	12	0	0	1	3	4	1	7	0	1
34 Marshall, Jermaine	g	4	12	3	4	0	1	1	2	14	2	3
03 Murray, Chance	g	0	0	0	0	0	0	2	2	1	0	0
05 Edwards, Richie	g	0	0	0	0	0	0	0	0	1	0	0
24 Tummala, Sai	g	2	6	1	4	0	0	1	2	3	2	5
TEAM							1	2				
Totals		20	51	8	21	9	13	11	21	32	16	57

TOTAL FG% 1st Half: 11-22 50.0% 2nd Half: 9-29 31.0% Game: 39.2%
3-Pt. FG% 1st Half: 5-11 45.5% 2nd Half: 3-10 30.0% Game: 38.1%
F Throw % 1st Half: 3-4 75.0% 2nd Half: 6-9 66.7% Game: 69.2%

Officials: Chris Rastatter, Michael Irving, Tim Kelly
Technical fouls: University of Miami-None. Arizona State-None.
Attendance:

Score by Periods	1st	2nd	Total
University of Miami	24	36	60
Arizona State	30	27	57

GAME 10 of DIRECTV Wooden Legacy - ESPN3

Points in the paint-UM 14, ASU 22. Points off turnovers-UM 11, ASU 7.
2nd chance points-UM 8, ASU 8. Fast break points-UM 2, ASU 0.
Bench points-UM 5, ASU 5. Score tied-7 times. Lead changed-3 times.
Last FG-UM 2nd-00:34, ASU 2nd-02:40.
Largest lead-UM by 4 2nd-05:56, ASU by 10 1st-04:00.

Nebraska 60, Miami 49 Game 9
12-4-13 Pinnacle Bank Arena

Miami 5-4	tot-fg 3-pt		rebounds		a		b		s		min	
## Player	fg	fga	fga	fta	of	de	tot	pf	tp	a	b	s
22 Donnivan Kirk	f	0	4	0	1	2	1	3	4	1	1	1
35 James Kelly	f	1	4	0	2	0	0	5	5	4	2	0
05 Davon Reed	g	2	11	1	6	0	1	2	2	2	0	31
15 Rion Brown	g	8	14	5	11	4	6	2	2	4	25	3
25 Garrus Adams	g	0	6	0	2	2	2	5	7	0	2	1
04 Raphael Akpejori	g	0	0	0	0	2	2	1	1	4	2	0
20 Manu Lecomte	g	2	4	0	1	3	0	2	2	4	5	4
21 Erik Swoope	g	2	5	1	3	0	0	2	2	5	0	0
23 Tonye Jekiri	g	1	2	0	0	0	0	2	5	7	2	1
TEAM							2					
Totals		16	50	7	25	10	15	8	26	34	20	49

TOTAL FG% 1st Half: 6-25 24.0% 2nd Half: 10-25 40.0% Game: 32.0%
3-Pt. FG% 1st Half: 1-12 8.3% 2nd Half: 6-13 46.2% Game: 28.0%
F Throw % 1st Half: 0-0 0.0% 2nd Half: 10-15 66.7% Game: 66.7%

Nebraska 6-2	tot-fg 3-pt		rebounds		a		b		s		min	
## Player	fg	fga	fga	fta	of	de	tot	pf				

Miami 71, La Salle 58 Game 12
12-22-13 BankUnited Center

La Salle 6-6		tot-fg		3-pt		rebounds											
#	Player	fg	fga	fga	fta	fta	of	de	tot	pf	tp	a	to	b	s	min	
00	ZACK, Steve	* 5	10	0	1	2	4	7	11	2	11	1	1	1	0	35	
01	PETERSON, D.J.	* 0	2	0	1	0	0	0	0	4	0	0	2	0	0	19	
03	DUREN, Tyreek	* 7	17	4	7	0	0	5	5	3	18	2	1	1	1	36	
10	MILLS, Sam	* 6	14	3	8	0	1	2	3	0	15	2	1	0	3	34	
25	WRIGHT, Jerrell	* 3	6	0	2	3	4	3	7	2	8	0	2	0	0	29	
05	DUNN, Taylor	0	0	0	0	0	0	0	0	0	0	0	0	0	0	3	
21	GARLAND, Tyrone	1	7	0	2	1	0	0	0	2	3	3	2	0	0	23	
23	LEWIS, Khalid	1	4	0	0	0	0	0	0	2	2	1	1	0	0	14	
35	BROWN, Rohan	0	0	0	0	1	1	0	1	2	1	0	0	0	0	7	
TEAM								4		8							
Totals		23	60	7	18	5	9	14	21	35	17	58	10	2	4	200	

TOTAL FG% 1st Half: 9-28 32.1% 2nd Half: 14-32 43.8% Game: 38.3%
 3-Pt. FG% 1st Half: 3-10 30.0% 2nd Half: 4-8 50.0% Game: 38.9%
 F Throw % 1st Half: 3-4 75.0% 2nd Half: 2-5 40.0% Game: 55.6%

Miami 7-5		tot-fg		3-pt		rebounds											
#	Player	fg	fga	fga	fta	fta	of	de	tot	pf	tp	a	to	b	s	min	
05	Davon Reed	* 3	8	1	5	1	1	0	0	0	2	8	4	1	0	25	
15	Rion Brown	* 6	12	1	5	4	6	4	5	9	0	17	4	2	0	33	
22	Donnavan Kirk	* 4	9	0	2	1	2	4	5	9	2	9	0	1	4	35	
25	Garrus Adams	* 5	10	1	2	2	3	1	2	3	1	13	3	1	0	34	
35	James Kelly	* 4	7	1	1	1	2	0	3	3	1	10	0	2	1	20	
20	Manu Lecomte	2	6	0	1	1	2	1	3	4	3	5	2	0	0	1	28
23	Tonye Jekiri	4	7	0	0	1	2	5	7	3	9	0	0	0	1	25	
TEAM								3		5							
Totals		28	59	4	16	11	18	15	25	40	12	71	13	7	6	200	

TOTAL FG% 1st Half: 15-31 48.4% 2nd Half: 13-28 46.4% Game: 47.5%
 3-Pt. FG% 1st Half: 3-11 27.3% 2nd Half: 1-5 20.0% Game: 25.0%
 F Throw % 1st Half: 1-1 100% 2nd Half: 10-17 58.8% Game: 61.1%

Officials: Bryan Kersey, Gary Maxwell, James Luckie
 Technical fouls: La Salle-None. University of Miami-None.
 Attendance: 4837

Score by Periods		1st	2nd	Total
La Salle		24	34	58
University of Miami		34	37	71

Points in the paint-LAS 26, UM 32. Points off turnovers-LAS 9, UM 11.
 2nd chance points-LAS 14, UM 17. Fast break points-LAS 10, UM 5.
 Bench points-LAS 6, UM 14. Score tied-2 times. Lead changed-1 time.
 Last FG-LAS 2nd-00:26, UM 2nd-00:35.
 Largest lead-LAS by 5 1st-17:39, UM by 15 2nd-08:41.

Miami 71, Loyola 48 Game 13
12-30-13 BankUnited Center

Loyola 5-6		tot-fg		3-pt		rebounds											
#	Player	fg	fga	fga	fta	fta	of	de	tot	pf	tp	a	to	b	s	min	
15	Latham, Jordan	f 0	2	0	0	1	2	3	0	0	0	0	0	0	0	11	
21	Jones, Jarred	f 0	2	0	1	1	5	6	1	1	0	0	2	1	1	25	
03	Cormier, Dylan	g 4	12	1	2	2	6	2	3	5	2	11	0	1	0	30	
05	Lastier, Eric	g 5	10	3	7	0	2	1	3	0	13	0	2	0	0	21	
12	Williams, R.J.	g 1	5	0	1	1	2	0	0	2	3	1	1	0	2	25	
00	Patton, Jevon	1	1	0	0	1	2	0	2	0	3	2	0	0	2	6	
01	Gorski, Nick	0	3	0	0	0	0	0	0	1	0	0	0	0	0	9	
02	Rashford, Damion	0	3	0	0	1	2	0	0	0	1	0	0	0	0	11	
10	Brito, Denzel	1	3	0	2	0	0	2	2	0	2	4	2	0	0	12	
11	Tuohy, Sean Jr.	0	0	0	0	0	0	0	0	0	0	0	0	0	0	3	
13	Rassman, Franz	2	4	0	0	0	2	1	3	2	4	1	1	0	1	20	
23	Hubbard, Tyler	4	8	2	5	0	0	1	2	3	10	0	0	0	0	15	
34	Onyuke, Chido	0	0	0	0	0	0	0	0	0	0	0	0	0	0	2	
42	Forney, Josh	0	0	0	0	0	1	1	1	0	0	0	0	0	1	10	
TEAM								1		1							
Totals		18	53	6	18	6	14	11	16	27	15	48	8	10	1	200	

TOTAL FG% 1st Half: 8-27 29.6% 2nd Half: 10-26 38.5% Game: 34.0%
 3-Pt. FG% 1st Half: 2-7 28.6% 2nd Half: 4-11 36.4% Game: 33.3%
 F Throw % 1st Half: 2-6 33.3% 2nd Half: 4-8 50.0% Game: 42.9%

Miami 8-5		tot-fg		3-pt		rebounds											
#	Player	fg	fga	fga	fta	fta	of	de	tot	pf	tp	a	to	b	s	min	
22	Donnavan Kirk	f 5	9	0	2	5	4	9	2	12	0	0	0	0	0	17	
35	James Kelly	f 5	8	1	1	0	2	4	6	2	11	1	0	1	0	29	
05	Davon Reed	g 1	6	1	5	5	0	2	2	0	8	7	3	0	2	31	
15	Rion Brown	g 6	11	4	6	1	2	7	9	2	17	1	2	0	3	27	
25	Garrus Adams	g 2	5	0	2	0	0	3	3	1	4	3	1	0	1	28	
03	Steve Sorenson	0	0	0	0	0	0	0	0	0	0	0	0	0	0	1	
04	Raphael Akpejori	0	0	0	0	0	0	1	0	0	0	0	0	0	0	8	
11	Mike Fernandez	0	0	0	0	0	0	0	0	0	0	0	2	0	2		
12	Justin Heller	0	0	0	0	0	0	1	0	0	0	0	1	0	0	2	
20	Manu Lecomte	2	3	1	1	2	0	0	2	6	3	0	0	1	0	20	
21	Erik Swoope	1	1	0	0	1	0	1	0	1	0	3	0	2	1	12	
23	Tonye Jekiri	4	5	0	2	4	1	3	4	5	10	2	1	2	1	23	
TEAM								1		2							
Totals		26	48	7	15	12	20	11	27	38	14	71	17	12	4	200	

TOTAL FG% 1st Half: 15-25 60.0% 2nd Half: 11-23 47.8% Game: 54.2%
 3-Pt. FG% 1st Half: 5-9 55.6% 2nd Half: 2-6 33.3% Game: 46.7%
 F Throw % 1st Half: 8-13 61.5% 2nd Half: 4-7 57.1% Game: 60.0%

Officials: Brian O'Connell, Dwayne Gladden, Bernard Clinton
 Technical fouls: Loyola-None. University of Miami-None.
 Attendance: 5166

Score by Periods		1st	2nd	Total
Loyola		20	28	48
University of Miami		43	28	71

Points in the paint-LOY 18, UM 30. Points off turnovers-LOY 6, UM 16.
 2nd chance points-LOY 11, UM 14. Fast break points-LOY 3, UM 6.
 Bench points-LOY 20, UM 19. Score tied-0 times. Lead changed-0 times.
 Last FG-LOY 2nd-01:09, UM 2nd-01:59.
 Largest lead-LOY None, UM by 33 2nd-08:54.

No. 2 Syracuse 49, Miami 44 Game 14
1-4-14 Carrier Dome

Miami (8-6) (0-2)		tot-fg		3-pt		rebounds											
#	Player	fg	fga	fga	fta	fta	of	de	tot	pf	tp	a	to	b	s	min	
22	Donnavan Kirk	f 1	3	0	0	0	2	4	3	2	1	3	4	0	0	30	
25	Garrus Adams	f 3	8	3	7	0	0	5	5	1	9	4	1	1	0	36	
35	James Kelly	c 4	5	0	1	0	0	1	2	3	1	8	1	2	0	28	
05	Davon Reed	g 1	3	1	3	2	2	0	0	1	5	1	1	0	0	20	
15	Rion Brown	g 3	9	1	4	0	0	4	4	1	7	4	2	0	0	35	
04	Raphael Akpejori	0	0	0	0	0	0	1	0	1	0	1	0	0	0	3	
20	Manu Lecomte	3	6	2	4	0	0	0	0	1	8	0	2	0	1	25	
21	Erik Swoope	0	1	0	0	0	0	0	0	0	0	0	0	0	0	5	
23	Tonye Jekiri	2	5	0	0	1	2	3	2	5	2	0	1	1	0	18	
TEAM								1		6							
Totals		17	40	7	19	3	4	7	20	27	11	44	13	15	6	200	

TOTAL FG% 1st Half: 8-19 42.1% 2nd Half: 9-21 42.9% Game: 42.5%
 3-Pt. FG% 1st Half: 5-11 45.5% 2nd Half: 2-8 25.0% Game: 36.8%
 F Throw % 1st Half: 0-0 0.0% 2nd Half: 3-4 75.0% Game: 75.0%

Syracuse (14-0) (1-0)		tot-fg		3-pt		rebounds											
#	Player	fg	fga	fga	fta	fta	of	de	tot	pf	tp	a	to	b	s	min	
03	Jerami Grant	f 2	7	0	0	1	2	1	4	5	0	5	1	1	1	10	
05	C.J. Fair	f 6	14	1	2	2	3	3	6	2	15	1	2	0	1	40	
25	Rakeem Christmas	c 3	5	0	0	2	3	4	7	1	8	0	1	1	0	28	
10	Trevor Cooney	g 2	12	2	12	5	6	0	0	0	1	11	0	0	1	39	
11	Tyler Ennis	g 4	7	0	1	2	2	0	1	4	10	7	2	0	3	39	
00	Michael Gbinije	0	0	0	0	0	0	0	0	2	0	1	0	1	0	4	
12	Baye Moussa Keita	0	2	0	0	0	1	1	2	1	0	0	0	0	0	12	
TEAM								4		8							

No. 18 Duke 67, Miami 46 Game 18 BankUnited Center 1-22-14

#	Player	tot-fg 3-pt					rebounds					a	t	b	s	min	
		fg	fga	fga	fta	fta	of	de	tot	pf	tp						
01	Jabari Parker	* 5	12	0	3	7	8	0	9	15	1	17	0	4	3	0	32
02	Quinn Cook	* 3	8	2	5	0	0	6	0	3	8	4	2	0	0	26	
05	Rodney Hood	* 5	8	2	4	0	0	6	6	1	12	3	0	0	2	32	
13	Matt Jones	* 1	5	1	3	2	2	1	1	2	1	5	0	0	0	16	
21	Amile Jefferson	* 4	7	0	0	0	0	4	3	7	2	8	0	1	3	32	
03	Tyler Thornton	0	2	0	1	0	0	1	1	1	0	1	0	0	1	13	
14	Rasheed Sulaimon	3	6	1	3	2	5	0	0	0	2	9	4	1	0	23	
15	Josh Hairston	1	2	0	0	0	0	1	0	1	4	2	0	0	0	8	
20	Semi Ojeleye	0	0	0	0	0	0	1	1	0	0	0	0	0	0	1	
34	Andre Dawkins	2	6	2	6	0	0	0	0	1	6	0	0	0	3	10	
40	Marshall Plumlee	0	0	0	0	0	0	2	2	1	0	0	0	1	0	7	
TEAM								3	4	7	1						
Totals		24	56	8	25	11	15	15	27	42	17	67	12	9	7	200	

TOTAL FG% 1st Half: 13-31 41.9% 2nd Half: 11-25 44.0% Game: 42.9%
 3-Pt. FG% 1st Half: 4-16 25.0% 2nd Half: 4-9 44.4% Game: 32.0%
 FThrow % 1st Half: 3-4 75.0% 2nd Half: 8-11 72.7% Game: 73.3%

#	Player	tot-fg 3-pt					rebounds					a	t	b	s	min	
		fg	fga	fga	fta	fta	of	de	tot	pf	tp						
15	Rion Brown	* 1	6	0	3	0	0	1	2	3	3	2	0	0	0	1	27
20	Manu Lecomte	* 1	2	0	2	0	0	0	0	2	4	2	6	0	0	23	
22	Donnavan Kirk	* 5	11	1	3	0	0	1	0	1	2	11	0	1	0	29	
23	Tonye Jekiri	* 4	7	0	0	1	3	6	9	1	8	0	1	1	1	26	
25	Garrus Adams	* 3	11	0	2	2	0	2	2	2	8	3	1	0	1	35	
04	Raphael Akpejori	0	0	0	0	0	0	1	1	2	0	0	0	0	0	8	
05	Davon Reed	1	4	0	0	1	1	1	2	2	0	0	0	0	1	15	
21	Erik Swopoe	0	3	0	0	3	6	2	2	4	0	3	1	0	0	21	
35	James Kelly	2	4	1	2	3	4	0	2	2	1	8	0	1	1	10	
TEAM								1	3	4							
Totals		17	48	2	10	10	16	9	19	28	14	46	6	1	2	200	

TOTAL FG% 1st Half: 9-22 40.9% 2nd Half: 8-26 30.8% Game: 35.4%
 3-Pt. FG% 1st Half: 1-6 16.7% 2nd Half: 1-4 25.0% Game: 20.0%
 FThrow % 1st Half: 2-3 66.7% 2nd Half: 8-13 61.5% Game: 62.5%

Officials: Mike Eades, James Luckie, Tony Green
 Technical fouls: Duke-Jabari Parker. University of Miami-None.
 Attendance: 7972

Score by Periods	1st	2nd	Total
Duke	33	34	67
University of Miami	21	25	46

Points in the paint-DU 26,UM 16. Points off turnovers-DU 8,UM 8.
 2nd chance points-DU 22,UM 7. Fast break points-DU 4,UM 2.
 Bench points-DU 17,UM 13. Score tied-0 times. Lead changed-1 time.
 Last FG-DU 2nd-01:11, UM 2nd-00:56.
 Largest lead-DU by 23 2nd-01:11, UM by 2 1st-18:41.

No. 2 Syracuse 64, Miami 52 Game 19 BankUnited Center 1-25-14

#	Player	tot-fg 3-pt					rebounds					a	t	b	s	min	
		fg	fga	fga	fta	fta	of	de	tot	pf	tp						
03	Jerami Grant	* 3	8	0	0	8	12	3	5	8	2	14	1	1	1	2	37
05	C.J. Fair	* 5	12	1	2	4	5	3	4	7	1	15	3	0	0	40	
10	Trevor Cooney	* 3	6	3	6	2	2	1	1	2	1	11	0	0	0	1	37
11	Tyler Ennis	* 5	11	1	2	3	4	1	4	5	1	14	4	2	0	37	
25	Rakeem Christmas	* 3	6	0	0	0	2	0	3	3	2	6	0	0	1	21	
00	Michael Gbinije	0	1	0	0	0	0	0	0	0	0	0	0	0	0	1	
12	Baye Moussa Keita	2	3	0	0	0	2	4	2	6	3	4	1	1	1	19	
21	Tyler Roberson	0	0	0	0	0	0	0	1	1	0	0	0	1	0	3	
TEAM								2	5	7							
Totals		21	47	5	11	17	27	14	25	39	11	64	9	5	3	200	

TOTAL FG% 1st Half: 11-20 55.0% 2nd Half: 10-27 37.0% Game: 44.7%
 3-Pt. FG% 1st Half: 3-4 75.0% 2nd Half: 2-7 28.6% Game: 45.5%
 FThrow % 1st Half: 6-13 46.2% 2nd Half: 11-14 78.6% Game: 63.0%

#	Player	tot-fg 3-pt					rebounds					a	t	b	s	min	
		fg	fga	fga	fta	fta	of	de	tot	pf	tp						
15	Rion Brown	* 5	9	3	5	0	0	2	6	8	2	13	2	1	0	1	38
20	Manu Lecomte	* 1	2	1	2	0	0	0	0	1	3	1	0	0	0	20	
22	Donnavan Kirk	* 1	5	0	1	1	2	0	1	1	2	3	0	1	1	20	
23	Tonye Jekiri	* 1	4	0	0	1	4	3	2	5	4	3	4	0	0	27	
25	Garrus Adams	* 3	10	2	5	0	0	1	1	3	8	4	1	0	0	35	
04	Raphael Akpejori	0	0	0	0	0	0	0	1	1	1	0	0	0	1	0	
05	Davon Reed	5	8	3	4	3	3	0	2	3	16	0	2	1	0	25	
21	Erik Swopoe	0	2	0	0	0	0	0	0	1	0	0	0	0	1	3	
35	James Kelly	2	6	0	0	2	2	0	3	3	6	1	0	0	0	25	
TEAM								3	3								
Totals		18	46	9	17	7	11	5	19	24	52	12	5	3	1	200	

TOTAL FG% 1st Half: 9-24 37.5% 2nd Half: 9-22 40.9% Game: 39.1%
 3-Pt. FG% 1st Half: 5-9 55.6% 2nd Half: 4-8 50.0% Game: 52.9%
 FThrow % 1st Half: 3-4 75.0% 2nd Half: 4-7 57.1% Game: 63.6%

Officials: Bryan Kersey, Tim Nestor, Bill Covington
 Technical fouls: Syracuse-None. University of Miami-None.
 Attendance: 7122

Score by Periods	1st	2nd	Total
Syracuse	31	33	64
University of Miami	26	26	52

Points in the paint-SU 24,UM 8. Points off turnovers-SU 7,UM 8.
 2nd chance points-SU 13,UM 3. Fast break points-SU 3,UM 4.
 Bench points-SU 4,UM 22. Score tied-4 times. Lead changed-3 times.
 Last FG-SU 2nd-02:25, UM 2nd-00:46.
 Largest lead-SU by 18 1st-08:21, UM by 2 1st-19:35.

Maryland 74, Miami 71 Game 20 Comcast Center 1-29-14

#	Player	tot-fg 3-pt					rebounds					a	t	b	s	min	
		fg	fga	fga	fta	fta	of	de	tot	pf	tp						
22	Donnavan Kirk	f 3	8	1	4	2	4	3	6	9	2	9	0	1	2	2	37
23	Tonye Jekiri	c 0	3	0	0	0	0	3	3	6	2	0	0	3	1	35	
15	Rion Brown	g 5	8	3	5	12	13	0	5	5	3	25	2	0	0	1	31
20	Manu Lecomte	g 8	11	3	4	0	2	0	0	0	1	19	2	5	0	35	
25	Garrus Adams	g 4	8	1	5	3	8	1	5	6	3	12	2	4	0	34	
04	Raphael Akpejori	0	0	0	0	0	0	0	0	0	1	0	0	0	0	5	
05	Davon Reed	2	6	1	3	1	1	0	1	1	2	6	1	1	0	18	
21	Erik Swopoe	0	0	0	0	0	0	0	0	0	1	0	0	0	1	5	
TEAM											1	2	3				
Totals		22	44	9	21	18	28	8	22	30	15	71	7	14	3	200	

TOTAL FG% 1st Half: 10-20 50.0% 2nd Half: 12-24 50.0% Game: 50.0%
 3-Pt. FG% 1st Half: 4-9 44.4% 2nd Half: 5-12 41.7% Game: 42.9%
 FThrow % 1st Half: 5-10 50.0% 2nd Half: 13-18 72.2% Game: 64.3%

#	Player	tot-fg 3-pt					rebounds					a	t	b	s	min	
		fg	fga	fga	fta	fta	of	de	tot	pf	tp						
01	Evan Smotrycz	f 5	7	3	4	2	2	2	1	3	3	15	4	0	0	2	31
10	Jake Layman	f 6	15	3	8	0	0	4	4	1	15	2	2	0	1	34	
25	Jon Graham	f 0	1	0	0	0	0	1	1	2	4	0	0	0	0	13	
04	Seth Allen	g 4	7	1	3	0	2	0	0	0	3	9	2	1	0	29	
32	Dez Wells	g 7	7	1	6	6	0	4	4	3	21	3	2	0	2	24	
00	Charles Mitchell	1	2	0	0	2	2	3	2	0	2	0	1	0	1	13	
02	Roddy Peters	2	3	0	0	1	0	3	3	4	2	0	1	0	1	13	
05	Nick Faust	2	7	2	5	0	0	3	3	1	6	2	3	0	0	27	
35	Damonte Dodd	1	1	0	0	0	0	1	0	1	2	0	1	1	0	12	
44	Shaquille Cleare	0	0	0	0	0	0	1	1	0	0	0	0	0	0	4	
TEAM											1	1					
Totals		28	50	10	21	8	13	4	20	24	19	74	15	10	7	200	

TOTAL FG% 1st Half: 12-27 44.4% 2nd Half: 16-23 69.6% Game: 56.0%
 3-Pt. FG% 1st Half: 6-13 46.2% 2nd Half: 4-8 50.0% Game: 47.6%
 FThrow % 1st Half: 0-3 0.0% 2nd Half: 8-10 80.0% Game: 61.5%

Officials: Les Jones, Roger Ayers, Mike Eades
 Technical fouls: University of Miami-None. Maryland-None.
 Attendance: 12061

Score by Periods	1st	2nd	Total
University of Miami	29	42	71
Maryland	30	44	74

Points in the paint-UM 22,UMD 32. Points off turnovers-UM 12,UMD 22.
 2nd chance points-UM 13,UMD 2. Fast break points-UM 4,UMD 12.
 Bench points-UM 6,UMD 14. Score tied-8 times. Lead changed-11 times.
 Last FG-UM 2nd-

Miami 77, Florida State 73
2-10-14
Game 24
Tucker Center

Miami 12-12, 3-8	tot-fg	3-pt	rebounds														
## Player	fg	fga	fga	ft	fta	of	de	tot	pf	tp	a	b	s	min			
04 Raphael Akpejori	f	2	0	0	0	3	2	1	3	5	4	0	1	3	0	21	
21 Erik Swoope	f	0	3	0	1	0	0	1	1	2	0	2	0	0	1	25	
22 Donnavan Kirk	f	6	7	2	2	2	0	1	1	3	16	0	1	1	0	28	
15 Rion Brown	g	3	11	2	8	6	8	0	5	5	1	14	1	0	1	33	
25 Garrus Adams	g	3	11	2	2	4	5	3	2	5	1	12	3	2	0	34	
05 Davon Reed	g	2	4	0	1	3	4	1	1	2	0	7	2	0	1	16	
20 Manu Lecomte	g	1	3	0	0	4	4	0	0	0	0	1	6	3	1	14	
23 Tonye Jekiri	g	5	6	0	0	5	7	2	4	6	3	15	0	2	2	26	
35 James Kelly	g	1	1	1	0	0	0	0	0	0	0	3	0	0	0	3	
TEAM								2	2	4							
Totals		23	48	7	15	24	33	10	17	27	16	77	11	7	8	3	200

TOTAL FG% 1st Half: 12-25 48.0% 2nd Half: 11-23 47.8% Game: 47.9%
 3-Pt. FG% 1st Half: 5-8 62.5% 2nd Half: 2-7 28.6% Game: 46.7%
 F Throw % 1st Half: 5-5 100% 2nd Half: 19-28 67.9% Game: 72.7%

FSU 14-10, 5-7	tot-fg	3-pt	rebounds														
## Player	fg	fga	fga	ft	fta	of	de	tot	pf	tp	a	b	s	min			
10 White, Okaro	f	5	9	0	1	4	5	3	4	7	3	14	2	2	0	31	
50 Ojo, Michael	c	0	0	0	0	0	0	0	1	1	3	0	0	1	0	5	
01 Bookert, Devon	g	7	14	2	7	1	2	2	3	5	1	17	5	0	0	30	
25 Thomas, Aaron	g	6	12	2	4	2	2	1	1	2	3	16	1	2	1	36	
32 Brandon, Montay	g	0	4	0	2	2	4	0	2	2	5	2	1	1	0	25	
05 Smith, Jarquez	g	1	2	0	0	0	0	1	1	0	2	0	0	0	0	6	
14 Gilchrist, Robert	g	0	0	0	0	0	0	0	0	0	0	0	0	0	0	3	
15 Bojanovsky, Boris	g	4	5	0	0	1	1	4	2	6	3	9	1	3	2	30	
30 Miller, Ian	g	5	10	3	6	0	0	0	3	3	4	13	0	2	0	34	
TEAM								2	3	5							
Totals		28	56	7	20	10	14	12	20	32	22	73	10	11	3	3	200

TOTAL FG% 1st Half: 11-23 47.8% 2nd Half: 17-33 51.5% Game: 50.0%
 3-Pt. FG% 1st Half: 4-10 40.0% 2nd Half: 3-10 30.0% Game: 35.0%
 F Throw % 1st Half: 0-0 0.0% 2nd Half: 10-14 71.4% Game: 71.4%

Officials: Karl Hess, Mike Eades, Les Jones
 Technical fouls: University of Miami-None. Florida State-None.
 Attendance: 7641

Score by Periods	1st	2nd	Total
University of Miami	34	43	77
Florida State	26	47	73

Points in the paint-UM 20, FS 32. Points off turnovers-UM 8, FS 8.
 2nd chance points-UM 9, FS 12. Fast break points-UM 2, FS 2.
 Bench points-UM 31, FS 24. Score tied-1 time. Lead changed-0 times.
 Last FG-UM 2nd-02:03, FS 2nd-00:09.
 Largest lead-UM by 13 2nd-18:03, FS None.

Virginia Tech 52, Miami 45
2-15-14
Game 25
Cassell Coliseum

Miami 12-13, 3-9	tot-fg	3-pt	rebounds														
## Player	fg	fga	fga	ft	fta	of	de	tot	pf	tp	a	b	s	min			
04 Raphael Akpejori	f	0	1	0	0	1	2	3	1	0	0	2	0	2	0	21	
21 Erik Swoope	f	2	5	0	0	0	2	3	1	4	1	4	0	0	0	18	
22 Donnavan Kirk	f	0	3	0	3	1	2	3	3	6	1	1	0	0	0	26	
15 Rion Brown	g	4	16	3	12	1	2	4	6	10	3	12	1	2	0	37	
25 Garrus Adams	g	4	12	0	5	5	7	1	6	7	4	13	4	0	0	38	
05 Davon Reed	g	2	8	1	6	0	0	1	1	2	3	5	0	0	0	19	
20 Manu Lecomte	g	0	5	0	3	0	0	0	0	1	0	2	1	0	0	19	
23 Tonye Jekiri	g	0	0	0	0	2	0	0	3	3	1	0	0	0	0	11	
35 James Kelly	g	3	8	3	5	0	0	1	4	5	3	9	1	0	0	21	
TEAM								1	1	2							
Totals		15	58	7	34	8	17	15	26	41	20	45	8	3	2	2	200

TOTAL FG% 1st Half: 5-27 18.5% 2nd Half: 10-31 32.3% Game: 25.9%
 3-Pt. FG% 1st Half: 3-17 17.6% 2nd Half: 4-17 23.5% Game: 20.6%
 F Throw % 1st Half: 2-4 50.0% 2nd Half: 6-13 46.2% Game: 47.1%

VT 9-15, 2-10	tot-fg	3-pt	rebounds														
## Player	fg	fga	fga	ft	fta	of	de	tot	pf	tp	a	b	s	min			
02 Joey van Zegeren	f	2	6	0	0	0	1	0	6	6	4	4	0	1	2	0	22
31 Jarell Eddie	f	2	7	2	5	1	2	0	2	2	1	7	0	1	0	0	37
32 Trevor Thompson	f	3	8	0	0	2	4	3	9	12	3	8	0	2	1	0	27
11 Devin Wilson	g	2	9	0	2	8	11	0	3	3	1	12	9	2	0	0	39
15 Ben Emelogu	g	3	6	2	4	1	2	0	3	3	3	9	2	0	1	2	30
22 Christian Beyer	g	0	0	0	0	0	0	0	1	1	0	0	0	1	0	0	5
25 Will Johnston	g	0	1	0	1	0	0	0	3	3	2	0	0	0	0	0	18
42 C.J. Barksdale	g	5	9	2	3	0	0	4	3	7	2	12	0	1	0	22	
TEAM								1	1	2							
Totals		17	46	6	15	12	20	8	31	39	16	52	11	8	5	2	200

TOTAL FG% 1st Half: 8-22 36.4% 2nd Half: 9-24 37.5% Game: 37.0%
 3-Pt. FG% 1st Half: 3-6 50.0% 2nd Half: 3-9 33.3% Game: 40.0%
 F Throw % 1st Half: 0-1 0.0% 2nd Half: 12-19 63.2% Game: 60.0%

Officials: Bryan Kersey, Dwayne Gladden, Jeff Clark
 Technical fouls: University of Miami-None. Virginia Tech-None.
 Attendance: 5105

Score by Periods	1st	2nd	Total
University of Miami	15	30	45
Virginia Tech	19	33	52

Points in the paint-UM 14, VT 20. Points off turnovers-UM 2, VT 6.
 2nd chance points-UM 10, VT 6. Fast break points-UM 2, VT 4.
 Bench points-UM 14, VT 12. Score tied-1 time. Lead changed-1 time.
 Last FG-UM 2nd-00:35, VT 2nd-02:02.
 Largest lead-UM by 3 1st-18:30, VT by 12 1st-09:16.

Miami 71, Notre Dame 64
2-19-14
Game 26
BankUnited Center

Notre Dame 14-13, 5-9	tot-fg	3-pt	rebounds														
## Player	fg	fga	fga	ft	fta	of	de	tot	pf	tp	a	b	s	min			
00 Eric Atkins	*	2	8	1	5	0	0	0	0	0	3	5	3	0	0	1	36
11 Garrick Sherman	*	3	9	0	0	1	2	2	1	3	3	7	1	1	0	0	28
24 Pat Connaughton	*	8	12	6	7	0	0	1	1	2	1	22	4	1	2	3	40
30 Zach Auguste	*	0	0	0	0	0	0	1	0	1	1	0	0	0	0	0	8
32 Steve Vasturia	*	1	6	1	4	2	4	0	0	0	2	5	3	1	0	2	26
03 V.J. Beachem	g	3	8	2	6	0	0	0	1	1	2	8	1	1	0	0	14
20 Austin Burgett	g	0	2	0	1	0	0	0	0	0	0	0	0	0	0	0	3
23 Demetrius Jackson	g	7	13	3	5	0	0	1	2	3	4	17	5	1	0	1	27
25 Tom Knight	g	0	2	0	0	0	0	2	4	6	1	0	0	1	1	0	18
TEAM								5	5	10							
Totals		24	60	13	28	3	6	12	14	26	17	64	17	6	3	7	200

TOTAL FG% 1st Half: 9-31 29.0% 2nd Half: 15-29 51.7% Game: 40.0%
 3-Pt. FG% 1st Half: 6-12 50.0% 2nd Half: 7-16 43.8% Game: 46.4%
 F Throw % 1st Half: 2-4 50.0% 2nd Half: 1-2 50.0% Game: 50.0%

Miami 13-13, 4-9 ACC	tot-fg	3-pt	rebounds														
## Player	fg	fga	fga	ft	fta	of	de	tot	pf	tp	a	b	s	min			
04 Raphael Akpejori	*	0	2	0	0	3	4	0	4	4	1	3	0	0	1	0	24
15 Rion Brown	*	6	13	3	7	6	6	3	8	11	1	21	5	3	0	0	35
21 Erik Swoope	*	2	4	0	0	3	4	1	2	3	3	7	0	1	1	0	30
22 Donnavan Kirk	*	2	3	0	0	0	0	1	0	1	1	4	0	0	0	0	20
25 Garrus Adams	*	6	8	2	3	0	0	2	4	6	0	14	5	1	0	0	30
05 Davon Reed	g	3	10	2	4	4	4	0	3	3	1	12	0	2	0	1	24
20 Manu Lecomte	g	3	5	2	3	0	0	1	0	1	1	8	2	3	0	0	22
23 Tonye Jekiri	g	1	3	0	0	0	0	2	4	6	2	2	2	1	1	2	15
TEAM								1	1	1							
Totals		23	48	9	17	16	18	11	25	36	10	71	14	12	3	3	200

TOTAL FG% 1st Half: 13-21 61.9% 2nd Half: 10-27 37.0% Game: 47.9%
 3-Pt. FG% 1st Half: 6-8 75.0% 2nd Half: 3-9 33.3% Game: 52.9%
 F Throw % 1st Half: 6-8 75.0% 2nd Half: 10-10 100% Game: 88.9%

Officials: Les Jones, Brian Dorsey, Gary Maxwell
 Technical fouls: Notre Dame-None. University of Miami-None.
 Attendance: 5133

Score by Periods	1st	2nd	Total
Notre Dame	26	38	64
University of Miami	38	33	71

Points in the paint-ND



HEAD COACH JIM LARRAÑAGA

Third Season | Providence, 1971

Hometown: The Bronx, N.Y. | Head Coach: American International, 1977-79 | Bowling Green, 1986-97 | George Mason, 1997-2011 | Miami, 2011-present

LARRAÑAGA'S CAREER

Head Coach

2011-pres. Miami
1997-2011 George Mason
1986-97 Bowling Green
1977-79 American International

Assistant

1979-86 Virginia
1971-76 Davidson

Player / Coach

1977 Geronimo Basketball Club (Belgium)

EDUCATION

Providence College, 1971, B.A. Economics
Archbishop Malloy High School, 1967

NCAA APPEARANCES

1999 - George Mason
2001 - George Mason
2006 - George Mason (Final Four)
2008 - George Mason
2011 - George Mason
2013 - Miami (Sweet 16)

NIT APPEARANCES

1990 - Bowling Green
1991 - Bowling Green
1997 - Bowling Green
2002 - George Mason
2004 - George Mason
2009 - George Mason
2012 - Miami

PLAYING CAREER

Geronimo Basketball Club (Belgium) 1976-77
Providence College, 1967-71
Archbishop Molloy, 1963-67

MISCELLANEOUS

AP, Naismith, Henry Iba Coach of the Year, 2013
ACC Coach of the Year, 2013
Clair Bee Coach of the Year, 2006
CAA Coach of the Year, 2011, 1999

PERSONAL

Born: Oct. 2, 1949 Hometown: Bronx, N.Y.
Wife: Liz Sons: Jay and Jon

Jim Larrañaga was named the 12th head coach of the University of Miami men's basketball program on April 22, 2011.

After leading UM to the 2013 NCAA Sweet 16, and winning the school's first ACC regular season and tournament championships, Larrañaga was honored as the AP, Naismith, USBWA Henry Iba and ACC Coach of the Year. The Bronx native helped Miami to a No. 2 national ranking by both the AP and USA TODAY, and a No. 2 seed in the NCAA tournament. He is the 10th coach in the last 10 years to lead two top-10 programs, as Miami was No. 2 on Feb. 18, 2013, and George Mason was No. 8 in the final Top 25 poll in 2006.

Larrañaga, who earned his 500th win during the season, directed the Canes to a 27-point win over No. 1 Duke and three other 20+ point wins over ACC opponents this season, including North Carolina (+26), Florida State (+24) and Boston College (+22). UM's 29 overall and 15 ACC wins in 2012-13 were program-bests, as was the 14-game winning streak and 13-0 start in conference play. Other program firsts include defeating all three teams in the North Carolina Triangle in the same season, beating a trio of teams in the Top 20 since joining the ACC and hosting five home sellouts at the BankUnited Center.

Individually, Coach L saw Shane Larkin earn the ACC Player of the Year and Lute Olson National Player of the Year awards, as well as All-American status and finalist nods for the Bob Cousy, John Wooden and James Naismith player of the year honors before declaring early for the 2013 NBA Draft. Larkin was also the ACC Tournament MVP, on the ACC Defensive team and a defensive All-American. Durand Scott was the ACC Defensive Player of the Year, three players - Larkin, Scott and Kenny Kadji - were listed on all-conference teams and four were on the ACC All-Tournament Team - Larkin, Scott, Julian Gamble and Trey McKinney Jones. All six seniors on the Sweet 16 team earned academic degrees from the University of Miami and one player was listed on the All-ACC Academic Team.

Larrañaga came to Miami after serving as the head coach at George Mason for 14 seasons. He guided that program to five NCAA Tournament appearances (1999, 2001, 2006, 2008, 2011) - including an unprecedented run to the 2006 Final Four that captured the nation's attention, defeating Michigan State, North Carolina, Wichita State and UConn along the way. Following that run, he was selected the 2006 Clair Bee Coach of the Year. Larrañaga built the GMU Patriots' program into a perennial contender in the highly-regarded Colonial Athletic Association, winning more games than any other coach

LARRAÑAGA'S CAREER RECORDS

School	Years	Overall	Conference
American International	1977-1979	27-26	none
Bowling Green	1986-1997	170-144	101-85
George Mason	1997-2011	273-164	165-79
Miami	2011-pres.	62-33	28-19
Overall	30th	532-367	294-183

COACH JIM LARRAÑAGA AT A GLANCE

2013 AP Coach of the Year
2006 Clair Bee Coach of the Year
2013 ACC Coach of the Year
2013 NABC All-District II Coach
2001 & 1999 CAA Coach of the Year
1999 CAA Coach of the Year
1997 MAC Coach of the Year
Eight 20-win seasons

2013 Naismith Coach of the Year
2013 Henry Iba Coach of the Year
2013 Adolph Rupp Cup Coach of the Year
2013 USBWA District IV Coach of the Year
Six NCAA tournament appearances
2013, 2011, 2008, 2006, 2001, 1999
Seven postseason NIT appearances
2012, '09, '04, '02, '97, '91, '90

Coached Shane Larkin - ACC Player of the Year, ACC Tournament MVP, USBWA All-District, Sporting News All-American, finalist for Cousy, Naismith & Wooden awards, All-ACC First Team and All-ACC Defensive Team
Coached Durand Scott - ACC Defensive Player of the Year, ACC Tournament First Team, All-ACC Third Team

Coached George Evans, who was a three-time CAA Player of the Year, the CAA Rookie of the Year, a three-time CAA Defensive Player of the Year and on the CAA All-Defensive Team three times.

Six All-Atlantic Coast Conference selections
Four ACC All-Tournament team selections
Three coaches and two media ACC All-Defensive Team selections
28 All-Colonial Athletic Conference selections
Three AP All-America players
Nine CAA All-Defensive Team selections
Eight CAA All-Rookie Team selections
Three Dean Ehlers Award winners - given to the CAA player who best meets the criteria of academic achievement, leadership and community service.
12 All-MAC Conference selections
Coached Antonio Daniels - MAC Player of the Year and MAC Freshman of the Year
Two MAC Freshman of the Year selections
Four MAC All-Freshman Team selections


LARRAÑAGA YEAR-BY-YEAR

Year	School	Overall W-L	Conference W-L	Finish	Post-Season
1977-78	American International	14-13			
1978-79	American International	13-13			
1986-87	Bowling Green	15-14	10-6	3	
1987-88	Bowling Green	12-16	7-9	t-5	
1988-89	Bowling Green	13-15	6-10	t-6	
1989-90	Bowling Green	18-11	9-7	t-3	NIT 0-1
1990-91	Bowling Green	17-13	9-7	t-4	NIT 0-1
1991-92	Bowling Green	14-15	8-8	5	
1992-93	Bowling Green	11-16	8-10	t-6	
1993-94	Bowling Green	18-10	12-6	t-2	
1994-95	Bowling Green	16-11	10-8	t-5	
1995-96	Bowling Green	14-13	9-9	t-6	
1996-97	Bowling Green	22-10	13-5	t-1	NIT 0-1
1997-98	George Mason	9-18	6-10	6	
1998-99	George Mason	19-11	13-3	1	NCAA 0-1
1999-00	George Mason	19-11	12-4	t-1	
2000-01	George Mason	18-12	11-5	3	NCAA 0-1
2001-02	George Mason	19-10	13-5	2	NIT 0-1
2002-03	George Mason	16-12	11-7	4	
2003-04	George Mason	23-10	12-6	3	NIT 2-1
2004-05	George Mason	16-13	10-8	6	
2005-06	George Mason	27-8	15-3	t-1	NCAA 4-1
2006-07	George Mason	18-15	9-9	5	
2007-08	George Mason	23-11	12-6	2	NCAA 0-1
2008-09	George Mason	22-11	13-5	2	NIT 0-1
2009-10	George Mason	17-15	12-6	4	CIT 0-1
2010-11	George Mason	27-7	16-2	1	NCAA 1-1
2011-12	Miami	20-13	9-7	t-4	NIT 1-1
2012-13	Miami	29-7	15-3	1	NCAA 2-1
2013-14	Miami	13-13	4-9		
Overall		532-367	294-183	10-14	


in program and conference history (273) en route to three conference titles (1999, 2001, 2008). A two-time CAA Coach of the Year honoree, Larrañaga earned the accolade in 2011, leading the Patriots to a 27-7 overall record and 16-2 conference mark en route to the CAA regular-season title and their fifth NCAA Tournament appearance under his leadership. Seeded a program-best eighth in the NCAA Tournament, George Mason rallied from a double-digit deficit to defeat ninth-seeded Villanova, 61-57, before falling to overall No. 1 seed Ohio State in the third round. In 2006, Larrañaga became the first coach at a mid-major school to take his team to the Final Four in 27 years and earned an at-large berth for a CAA team for the first time in 20 years. Along the way, he led Mason to a school record in wins, the school's first national ranking, George Mason's first appearance in the Top 10 and the school's first wins over Top 10 teams.

With 29 years of head coaching experience, the native of Bronx, N.Y., previously served as the head coach at Bowling Green for 11 seasons (1986-1997) and at Division II American International for two seasons (1977-79). His first coaching opportunity came at Davidson College, where he served as an assistant coach to Terry Holland. Davidson captured three Southern Conference regular-season championships and an NIT berth in his five years there, and he compiled a 47-12 record doubling as the freshman team coach. In 1976, he left Davidson and spent one season as player-coach for the Geronimo Basketball Club in Belgium. A 1971 graduate of Providence College with a degree in economics, Larrañaga was a four-year letterman for the Friars. As the team captain in his senior season, he led Providence to a 20-8 record and an NIT appearance. He graduated as the school's fifth all-time leading scorer with 1,258 points and was selected in the sixth round of the draft by the Detroit Pistons of the National Basketball Association. He was the team's top scorer as a sophomore and junior and was named New England's Division I Sophomore of the Year in 1969. He was inducted into the Providence College Hall of Fame in 1991.

Larrañaga, 64, and his wife, Liz, have two sons - Jay, who played for his father at Bowling Green and is an assistant coach with the Boston Celtics, and Jon, who was a member of his father's George Mason teams from 1999-2003 - and four grandchildren.



25
GARIUS ADAMS
Gr. | G | 6-6 | 200
Apex, N.C. | Middle Creek




4
RAPHAEL AKPEJIORI
Sr. | F | 6-9 | 241
Lagos, Nigeria | Sunrise Christian (Kan.)




15
RION BROWN
Sr. | G | 6-6 | 211
Hinesville, Ga. | Liberty County




1
DEANDRE BURNETT
Fr. | G | 6-2 | 191
Miami, Fla. | Carol City




11
MIKE FERNANDEZ
Fr. | G | 6-1 | 189
Coral Gables, Fla. | Belen Jesuit




12
JUSTIN HELLER
Sr. | G | 6-2 | 177
Boca Raton, Fla. | West Boca Raton



23
TONYE JEKIRI
So. | C | 7-0 | 235
Hialeah, Fla. | Champagnat Catholic



35
JAMES KELLY
Jr. | F | 6-7 | 246
Ann Arbor, Mich. | Owens CC | Pioneer Pontiac, Mich.



22
DONNAVAN KIRK
Gr. | F | 6-9 | 228
DePaul | Detroit Country Day Brussels, Belgium




20
MANU LECOMTE
Fr. | G | 5-11 | 159
Athene des Pagodes Houston, Texas




10
SHELDON McCLELLAN
Jr. | G | 6-5 | 206
Texas | Bellaire



5
DAVON REED
Fr. | G | 6-6 | 208
Princeton, N.J. | Princeton Day



13
ANGEL RODRIGUEZ
Jr. | G | 5-11 | 181
San Juan, P.R. | Kansas State | Miami Krop



21
ERIK SWOOPE
Sr. | F | 6-5 | 220
Lake Elsinore, Calif. | Harvard-Westlake



JIM LARRAÑAGA
Head Coach



ERIC KONKOL
Assistant Coach




MICHAEL HUGER
Assistant Coach



CHRIS CAPUTO
Assistant Coach



ADAM FISHER
Director of Operations



GARRIUS ADAMS #25

Graduate | Guard | 6-6 | 200

Apex, N.C. | Middle Creek

- Scored in double-digits in 7-straight games.
- Multiple assists in 21 games with 3+ in 16 games
- At least two defensive rebounds in all but one game.

- Versatile guard. Plays the 1, 2 and 3 positions.
- Transporter. Jack of all trades. Top three on the team in most stats, including points, steals, assists.
- Missed basically two years with injuries, including medical hardship waiver in 2012-13 after knee surgery.
- Graduated in June 2013 with a degree in sports administration and a minor in sociology. Currently seeking a second major in sociology.
- Approach vertical: 37.5 | Bench: 265 | 185 test: 16
- One of four seniors not recruited by Larrañaga staff. (Akpejori, Brown, Swoope, Adams).
- Roommate with Donnavan Kirk both in 2009 and now.
- In high school, ranked among the top 20 shooting guards by ESPN and among top 30 by Scout. Averaged 21.8 points per game as a senior en route to setting Middle Creek High School scoring record in career points.
- 2009 NCPreps.com All-State Boys Basketball Team
- North Carolina/South Carolina All-Star Classic.
- AAU team Garner Road.
- Also recruited by Wake Forest, NC State, Virginia Tech and South Carolina.
- Born Garrius [Gary-us] Vershon Adams Nov. 15, 1990.
- Son of Valerie and Gary Adams. Brother to Deion, Ashley and Destiny.
- Aspirations of becoming GM of NBA team.

2009-10			
Opposition	P	R	A
NC Central	3	4	0
Nova Southeastern	10	2	0
Tulane	4	2	1
UNC Wilmington	0	0	0
South Carolina	3	2	0
FGCU	6	3	2
USC Upstate	1	3	1
Minnesota	2	1	1
at Boston College	4	1	1
SC State	5	4	1
at Stetson	4	5	0
FAU	9	2	1
NC A&T	1	8	1
Bethune-Cookman	6	2	0
at Pepperdine	5	1	2
Wake Forest	0	1	0
at Virginia Tech	6	2	1
at Virginia	0	1	0
Boston College	2	2	3
at Maryland	4	1	1
Virginia Tech	3	1	0
at Wake Forest	13	3	0
at Florida St.	5	3	1
Georgia Tech	6	3	0
at Clemson	5	0	2
Duke	2	2	0
Virginia	3	3	0
NC State	9	1	0
at North Carolina	0	1	0
Florida St.	0	2	0
Wake Forest	0	0	0
Duke	0	0	0

2010-11			
Opposition	P	R	A
Jacksonville	3	1	3
at Memphis	5	7	0
N.C. Central	10	3	2
at Rutgers	0	0	0
McNeese St.	11	4	6
at FGCU	13	5	1
Ole Miss	6	3	2
West Virginia	9	3	2
Stetson	4	2	5
UCF	7	5	0
Oral Roberts	10	2	0
Rice	9	4	3
Akron	4	1	1
Pepperdine	6	0	2
at Duke	0	3	0
at Clemson	14	5	3
BC	12	2	2
Florida St.	2	8	2
at NC State	2	2	2
UNC	12	3	1
at Virginia Tech	11	3	1
Georgia Tech	11	3	1
Virginia	8	9	2
at Wake Forest	8	4	1
Duke	9	6	2
at UNG	16	4	2
Clemson	4	5	3
at BC	12	6	4
at Florida St.	7	8	3
Maryland	4	4	3
at Georgia Tech	7	1	1
Virginia	10	5	2
UNC	0	3	1
FAU	4	2	1
Missouri St.	8	3	1
at Alabama	4	4	1

2011-12			
Opposition	P	R	A
Tennessee Tech	3	8	0
Rutgers	9	3	2
UNF	14	5	2
FGCU	7	4	1
at Ole Miss	4	7	1
at Purdue	2	1	1
Memphis	0	0	0
at West Virginia	15	3	2
Appalachian St.	3	1	1
UNCG	0	1	1
Wake Forest	6	2	1
at Maryland	0	0	0
Florida State	1	0	0
at NC State	5	1	0
Boston College	0	0	1
at Georgia Tech	0	0	0
vs. Florida State	3	1	1
Valparaiso	8	2	3
Minnesota	5	1	0

Adams Season / Career Highs

Points
 Season: 20, vs. UCF, 11/21/13
 Career: 20, vs. UCF, 11/21/13
 ACC: 14, (3x) last vs. Notre Dame, 2/19/14

Rebounds
 Season: 10, vs. Norfolk State, 2/3/14
 Career: 10, vs. Norfolk State, 2/3/14
 ACC: 9, vs. Virginia 2/5/11

Assists
 Season: 6, at North Carolina, 1/8/14
 Career: 6 (2x) last at North Carolina, 1/8/14
 ACC: 6, at North Carolina, 1/8/14

Steals
 Season: 5, vs. Ga. Southern, 11/11/13
 Career: 5, vs. Ga. Southern, 11/11/13
 ACC: 3, vs. Boston College, 1/15/11

Blocked Shots
 Season: 1 (4x) last vs. Pittsburgh, 2/5/14
 Career: 2, (2x) last vs. Boston College 1/19/10
 ACC: 2, vs. Boston College 1/19/10

Field Goals
 Season: 7, vs. UCF, 11/21/13
 Career: 7, vs. UCF, 11/21/13
 ACC: 6, vs. Notre Dame, 2/19/14

Field Goal Attempts
 Season: 18, vs. St. Francis, 11/8/13
 Career: 18, vs. St. Francis, 11/8/13
 ACC: 12, at Virginia Tech, 2/15/14

Free Throws
 Season: 7 (4x), last vs. Norfolk State, 2/3/14
 Career: 7 (5x), last vs. Norfolk State, 2/3/14
 ACC: 5, at Virginia Tech, 2/15/14

Free Throw Attempts
 Season: 10, vs. Ga. Southern, 11/11/13
 Career: 12, vs. UCF 12/18/10
 ACC: 8, at Maryland, 1/29/14

3-Point Field Goals
 Season: 3, at Syracuse, 1/4/14
 Career: 4 (2x) last at West Virginia 12/10/11
 ACC: 4, at Clemson 1/8/11

3-Point Field Goal Attempts
 Season: 8, vs. St. Francis, 11/8/13
 Career: 8, vs. St. Francis, 11/8/13
 ACC: 7 (3x), last at Syracuse, 1/4/14

Foul Disqualifications
 Season: 1, at Charleston, 11/18/13
 Career: 1 (2x) last at Charleston, 11/18/13
 ACC: --


Minutes
 Season: 42, vs. Ga. Southern, 11/11/13
 Career: 42, vs. Ga. Southern, 11/11/13
 ACC: 40, vs. Virginia, 2/5/11

ADAMS CAREER STATISTICS

Season	GP	GS	Min.	Avg.	FG	FGA	Pct.	3-Point FG	3-Point FGA	3-Point Pct.	FT	FTA	Pct.	Off.	Def.	Tot.	Avg.	PF	FO	Ast.	TO	Blk	Stl	Pts.	Avg.		
2009-10	32	7	540	16.9	38	118	.322	26	89	.292	19	29	.655	19	47	66	2.1	20	0	19	25	6	23	121	3.8		
2010-11	36	24	1014	28.2	88	227	.388	35	114	.307	51	75	.680	37	95	132	3.7	68	0	66	60	6	37	262	7.3		
2011-12	19	6	319	16.8	29	73	.397	16	47	.340	11	20	.550	11	29	40	2.1	21	1	17	14	2	11	85	4.5		
2012-13	Medical Redshirt																										
2013-14	26	26	885	34.0	86	239	.360	24	96	.250	69	104	.663	20	102	122	4.7	51	1	77	48	5	33	265	10.2		
TOTAL	113	63	2758	24.4	241	657	.367	101	346	.292	150	228	.658	87	273	360	3.2	160	2	179	147	19	104	733	6.5		

ADAMS 2013-14

Opponent	Date	GS	Min	TOTAL FG	TOTAL FGA	TOTAL Pct	3-PTS 3FG	3-PTS FGA	3-PTS Pct	FREETHROWS FT	FREETHROWS FTA	FREETHROWS Pct	REBOUNDS Off	REBOUNDS Def	REBOUNDS Tot	Avg	PF	FO	A	TO	Blk	Stl	Pts	Avg
SFB	11-08-13	*	40	4	18	.222	0	8	.000	7	9	.778	1	2	3	3.0	2	0	3	1	0	3	15	15.0
GA. SOUTHERN	11-11-13	*	42	2	8	.250	0	4	.000	7	10	.700	0	4	4	3.5	2	0	2	3	1	5	11	13.0
TEXAS SOUTHERN	11-14-13	*	26	4	10	.400	1	4	.250	1	2	.500	1	4	5	4.0	1	0	2	1	0	3	10	12.0
at Charleston	11-18-13	*	23	2	5	.400	1	3	.333	0	0	.000	0	2	2	3.5	5	1	2	0	0	0	5	10.3
UCF	11-21-13	*	36	7	12	.583	1	3	.333	5	6	.833	1	7	8	4.4	3	0	0	6	0	2	20	12.2
vs George Washington	11-28-13	*	40	4	13	.308	2	4	.500	7	8	.875	1	3	4	4.3	4	0	5	4	0	1	17	13.0
at Cal State Fullerton	11-29-13	*	35	3	9	.333	1	6	.167	0	0	.000	1	3	4	4.3	0	0	1	3	1	0	7	12.1
vs Arizona State	12-01-13	*	33	3	7	.429	1	2	.500	2	4	.500	1	8	9	4.9	3	0	4	0	0	2	9	11.8
at Nebraska	12-04-13	*	31	0	6	.000	0	2	.000	2	2	1.000	2	5	7	5.1	0	0	1	3	0	0	2	10.7
VIRGINIA TECH	12-08-13	*	34	5	9	.556	2	4	.500	2	4	.500	0	3	3	4.9	2	0	2	0	1	1	14	11.0
at Savannah State	12-19-13	*	33	3	6	.500	2	3	.667	4	4	1.000	0	7	7	5.1	2	0	4	2	0	2	12	11.1
LA SALLE	12-22-13	*	34	5	10	.500	1	2	.500	2	3	.667	1	2	3	4.9	1	0	3	1	0	2	13	11.3
LOYOLA	12-30-13	*	28	2	5	.400	0	2	.000	0	0	.000	0	3	3	4.8	1	0	3	1	0	1	4	10.7
at Syracuse	01-04-14	*	36	3	8	.375	3	7	.429	0	0	.000	0	5	5	4.8	1	0	4	1	1	0	9	10.6
at UNC	01-08-14	*	37	3	8	.375	1	4	.250	2	6	.333	1	2	3	4.7	0	0	6	3	0	2	9	10.5
FLORIDA STATE	01-15-14	*	34	1	10	.100	0	5	.000	1	2	.500	1	3	4	4.6	1	0	5	1	0	2	3	10.0
at Georgia Tech	01-18-14	*	34	2	8	.250	0	3	.000	2	6	.333	0	3	3	4.5	2	0	1	1	0	1	6	9.8
DUKE	01-22-14	*	35	3	11	.273	0	2	.000	2	2	1.000	0	2	2	4.4	2	0	3	1	0	1	8	9.7
SYRACUSE	01-25-14	*	35	3	10	.300	2	5	.400	0	0	.000	0	1	1	4.2	3	0	4	1	0	0	8	9.6
at Maryland	01-29-14	*	34	4	8	.500	1	5	.200	3	8	.375	1	5	6	4.3	3	0	2	4	0	0	12	9.7
NORFOLK STATE	02-01-14	*	35	2	6	.333	1	4	.250	7	8	.875	2	8	10	4.6	1	0	4	4	0	1	12	9.8
PITTSBURGH	02-05-14	*	35	4	11	.364	0	3	.000	2	5	.400	0	6	6	4.6	4	0	1	3	1	1	10	9.8
NC STATE	02-08-14	*	33	4	10	.400	0	1	.000	2	3	.667	0	2	2	4.5	3	0	3	1	0	2	10	9.8
at Florida State	02-10-14	*	34	3	11	.273	2	2	1.000	4	5	.800	3	2	5	4.5	1	0	3	2	0	0	12	9.9
at Virginia Tech	02-15-14	*	38	4	12	.333	0	5	.000	5	7	.714	1	6	7	4.6	4	0	4	0	0	1	13	10.0
NOTRE DAME	02-19-14	*	30	6	8	.750	2	3	.667	0	0	.000	2	4	6	4.7	0	0	5	1	0	0	14	10.2



RAPHAEL AKPEJIORI #4

Senior | Forward | 6-9 | 241

Lagos, Nigeria | Sunrise Christian Academy (Kan.)

Akpejori Season / Career Highs

Points
 Season: 4, at Florida State, 2/10/14
 Career: 8, vs. NC Central 11/19/10
 ACC: 4 (3x) last at Florida State, 2/10/14

Rebounds
 Season: 8, vs. NC State, 2/8/14
 Career: 8, vs. NC State, 2/8/14
 ACC: 8, vs. NC State, 2/8/14

Assists
 Season: --
 Career: 1 (3x), last vs. Florida State, 1/27/13
 ACC: 1, vs. Florida State, 1/27/13

Steals
 Season: 1, at Georgia Tech, 1/18/14
 Career: 1, (8x), last vs. Florida State, 1/27/13
 ACC: 1 (5x), last vs. Florida State, 1/27/13

Blocked Shots
 Season: 3, at Florida State, 2/10/14
 Career: 4 (2x), last vs. UNF 11/19/11
 ACC: 3, at Florida State, 2/10/14

Field Goals
 Season: 2, at Florida State, 2/10/14
 Career: 3 (2x) last vs. Tennessee Tech 11/11/11
 ACC: 2 (3x) last at Florida State, 2/10/14

Field Goal Attempts
 Season: 2 (2x) last at Florida State, 2/10/14
 Career: 4, UNF 11/19/11
 ACC: 3 (3x) last at Boston College, 1/16/13

Free Throws
 Season: 3, vs. Notre Dame, 2/19/14
 Career: 4, at Rutgers 11/21/10
 ACC: 3, vs. Notre Dame, 2/19/14

Free Throw Attempts
 Season: 4, vs. Notre Dame, 2/19/14
 Career: 4 (4x), last vs. Memphis 12/06/11
 ACC: 4, vs. Notre Dame, 2/19/14

3-Point Field Goals
 Season: --
 Career: --
 ACC: --

3-Point Field Goal Attempts
 Season: --
 Career: --
 ACC: --

Foul Disqualifications
 Season: 1, at Florida State, 2/10/14
 Career: 1, at Florida State, 2/10/14

Minutes
 Season: 24, vs. Notre Dame, 2/19/14
 Career: 24, vs. Notre Dame, 2/19/14
 ACC: 24, vs. Notre Dame, 2/19/14

- Scored in last five games.
- Has a rebound in all but one outing.
- 15+ minutes in last five games after only one game of +10 minutes (18 at Ga. Tech) in other 13 games.

- Very strong and physical player who loves contact and has no regard for his own body.
- Sets hard screens and rebounds at a good rate.
- Good offensive rebounder and hard worker.
- Offseason ankle surgery, recovered well from that with improved mobility.
- Will graduate in May 2015 with both a bachelor's and master's in mechanical engineering. Takes classes such as applied thermodynamics and design of fluid & thermal systems.

- Approach vertical: 40 | Bench: 310
- Improved bench max from 215 to 270 and 185 test from 9-16 in 15 months during junior season.

- One of four seniors not recruited by Larrañaga staff. (Akpejori, Brown, Swoope, Adams).
- 2013 All-ACC Academic Team, ACC Academic Honor Roll, Book Buster (3.0 GPA), Athletics Director Honor Roll (3.2 GPA), Dean's List (3.5 GPA)

- Born Ethasor [A-tha-saur] Raphael Akpejori [AHK-peh-jour-ee] Oct. 10, 1990. Goes by Raphael.
- Son of Pius and Clara. One brother, Eshemokha, and four sisters, Okhiaofe, Ilamosi, Ideoghena and Eboshogwe. Three siblings are studying in Nigeria to be a civil engineer, chemical engineer and cell biology & genetics engineer.
- Also recruited by Texas A&M, Colorado, USF and UCF
- Rated as No. 64 power forward by ESPN in high school.
- Played AAU basketball for Baltimore Elite.
- Played in international game during 2008 Jordan Brand Basketball Classic in New York City.
- In August of 2013, averaged 9.2 points and 5.8 rebounds for Athletes in Action through five games played in Jamaica.


2010-11				2011-12				2012-13			
Opposition	P	R	A	Opposition	P	R	A	Opposition	P	R	A
Jacksonville	0	1	0	Tennessee Tech	7	3	0	Charlotte	2	0	0
at Memphis	2	1	0	Rutgers	3	1	1	at UCF	0	0	1
N.C. Central	8	5	0	UNF	5	4	0	at Hawai'i	0	0	2
at Rutgers	4	2	0	FGCU	0	0	0	vs. Arizona	1	0	1
McNeese St.	2	4	0	at Ole Miss	0	1	0	vs. Indiana State	2	0	3
at FGCU	1	2	0	at Purdue	2	7	1	La Salle	0	0	0
West Virginia	0	0	0	UMass	6	3	0	at Georgia Tech	2	0	4
Stetson	2	0	0	Memphis	2	2	0	at North Carolina	0	0	0
UCF	1	1	0	at West Virginia	3	2	0	Maryland	0	0	4
Oral Roberts	2	4	0	at Charlotte	0	0	0	at Boston College	4	0	2
Rice	0	2	0	Appalachian St.	0	0	0	Duke	0	0	1
Pepperdine	3	2	0	at North Carolina	2	1	0	Florida State	1	0	0
at Duke	1	3	0	at Boston College	0	0	0	Boston College	0	0	0
at Clemson	0	0	0	Maryland	4	1	0	North Carolina	0	0	0
Florida St.	2	0	0	Virginia Tech	0	0	0	Virginia Tech	0	0	0
UNC	1	1	0	North Carolina	0	0	0	Clemson	0	0	0
at Virginia Tech	0	0	0	Wake Forest	0	0	0	vs. Pacific	0	0	2
at UNCG	2	2	0	at Maryland	2	2	0	vs. Marquette	0	0	0
Maryland	0	0	0	Florida State	0	4	0				
at Alabama	0	1	0	at Georgia Tech	0	0	0				
				vs. Florida State	0	1	0				
				Minnesota	0	1	0				

AKPEJIORI CAREER STATISTICS

Season	GP	GS	Min.	Avg.	3-Point			Free Throws			Rebounds				Scoring										
					FG	FGA	Pct.	FT	FTA	Pct.	Off.	Def.	Tot.	Avg.	PF	FO	Ast.	TO	Blk	Stl	Pts.	Avg.			
2010-11	20	0	98	4.9	5	10	.500	0	0	.000	21	32	.656	13	18	31	1.6	16	0	0	5	12	2	31	1.6
2011-12	22	3	147	6.7	13	27	.481	0	0	.000	10	17	.588	21	12	33	1.5	27	0	2	7	11	4	36	1.6
2012-13	18	0	81	4.5	5	14	.357	0	0	.000	1	3	.333	6	14	20	1.1	8	0	1	3	3	3	11	0.6
2013-14	18	3	187	10.4	4	11	.364	0	0	.000	9	15	.600	11	20	31	1.7	31	1	0	5	9	1	17	0.9
TOTAL	78	6	513	6.6	27	62	.435	0	0	.000	41	67	.612	51	64	115	1.5	82	1	3	20	35	10	95	1.2

AKPEJIORI 2013-14

Opponent	Date	GS	Min	TOTAL			3-PTS			FREE THROWS			REBOUNDS				PF	FO	A	TO	Blk	Stl	Pts	Avg
				FG	FGA	Pct	3FG	FGA	Pct	FT	FTA	Pct	Off	Def	Tot	Avg								
SFB	11-08-13	5	0	0	.000	0	0	.000	0	0	.000	0	0	0	0.0	1	0	0	1	0	0	0	0.0	
TEXAS SOUTHERN	11-14-13	2	1	1	1.000	0	0	.000	0	0	.000	0	1	1	0.5	3	0	0	0	1	0	2	1.0	
UCF	11-21-13	4	0	1	.000	0	0	.000	0	0	.000	0	1	1	0.7	0	0	0	0	1	0	0	0.7	
vs Arizona State	12-01-13	5	0	0	.000	0	0	.000	0	0	.000	0	1	1	0.8	1	0	0	0	0	0	0	0.5	
at Nebraska	12-04-13	8	0	0	.000	0	0	.000	2	2	1.000	0	1	1	0.8	4	0	0	0	0	0	2	0.8	
VIRGINIA TECH	12-08-13	9	0	1	.000	0	0	.000	0	0	.000	0	2	2	1.0	2	0	0	1	0	0	0	0.7	
LOYOLA	12-30-13	8	0	0	.000	0	0	.000	0	0	.000	0	1	1	1.0	0	0	0	0	0	0	0	0.6	
at Syracuse	01-04-14	3	0	0	.000	0	0	.000	0	0	.000	1	0	1	1.0	1	0	0	1	0	0	0	0.5	
at UNC	01-08-14	2	0	0	.000	0	0	.000	0	0	.000	1	0	1	1.0	0	0	0	0	0	0	0	0.4	
at Georgia Tech	01-18-14	18	0	1	.000	0	0	.000	0	0	.000	1	1	2	1.1	2	0	0	0	0	1	0	0.4	
DUKE	01-22-14	8	0	0	.000	0	0	.000	0	0	.000	0	1	1	1.1	2	0	0	0	0	0	0	0.4	
SYRACUSE	01-25-14	7	0	0	.000	0	0	.000	0	0	.000	0	1	1	1.1	1	0	0	0	1	0	0	0.3	
at Maryland	01-29-14	5	0	0	.000	0	0	.000	0	0	.000	0	0	0	1.0	1	0	0	0	0	0	0	0.3	
PITTSBURGH	02-05-14	15	0	0	.000	0	0	.000	2	2	1.000	0	1	1	1.0	2	0	0	1	0	0	2	0.4	
NC STATE	02-08-14	22	1	2	.500	0	0	.000	1	2	.500	5	3	8	1.5	2	0	0	0	0	0	3	0.6	
at Florida State	02-10-14	* 21	2	2	1.000	0	0	.000	0	3	.000	2	1	3	1.6	5	1	0	1	3	0	4	0.8	
at Virginia Tech	02-15-14	* 21	0	1	.000	0	0	.000	1	2	.500	1	1	2	1.6	3	0	0	0	2	0	1	0.8	
NOTRE DAME	02-19-14	* 24	0	2	.000	0	0	.000	3	4	.750	0	4	4	1.7	1	0	0	0	1	0	3	0.9	



RION BROWN

Senior | Guard | 6-6 | 211

#15

Hinesville, Ga. | Liberty County

Brown Season / Career Highs

Points
 Season: 25 (2x) last at Maryland, 1/29/14
 Career: 25 (2x) last at Maryland, 1/29/14
 ACC: 25, at Maryland, 1/29/14

Rebounds
 Season: 11 (2x) last vs. Notre Dame, 2/19/14
 Career: 11 (2x) last vs. Notre Dame, 2/19/14
 ACC: 11, vs. Notre Dame, 2/19/14

Assists
 Season: 9, vs. Texas Southern, 11/14/13
 Career: 9, vs. Texas Southern, 11/14/13
 ACC: 5, vs. Notre Dame, 2/19/14

Steals
 Season: 3, (3x) last vs. NC State, 2/8/14
 Career: 3 (4x) last vs. NC State, 2/8/14
 ACC: 3, vs. NC State, 2/8/14

Blocked Shots
 Season: 1, (3x) last at Florida State, 2/10/14
 Career: 1, (8x) last at Florida State, 2/10/14
 ACC: 1, (4x) last at Florida State, 2/10/14

Field Goals
 Season: 8 (2x) last vs. Florida State, 1/15/14
 Career: 9, at Georgia Tech, 1/5/13
 ACC: 9, at Georgia Tech, 1/5/13

Field Goal Attempts
 Season: 16 (2x) last at Virginia Tech, 2/15/14
 Career: 16 (2x) last at Virginia Tech, 2/15/14
 ACC: 16 (2x) last at Virginia Tech, 2/15/14

Free Throws
 Season: 12, at Maryland, 1/29/14
 Career: 12, at Maryland, 1/29/14
 ACC: 12, at Maryland, 1/29/14

Free Throw Attempts
 Season: 13, at Maryland, 1/29/14
 Career: 13, at Maryland, 1/29/14
 ACC: 13, at Maryland, 1/29/14

3-Point Field Goals
 Season: 5 (2x) last vs. Florida State, 1/15/14
 Career: 6, vs. Maryland 3/2/11
 ACC: 6, vs. Maryland 3/2/11

3-Point Field Goal Attempts
 Season: 12, at Virginia Tech, 2/15/14
 Career: 12, at Virginia Tech, 2/15/14
 ACC: 12, at Virginia Tech, 2/15/14

Foul Disqualifications
 Season: --
 Career: --

Minutes
 Season: 45, vs. Ga. Southern, 11/11/13
 Career: 45, vs. Ga. Southern, 11/11/13
 ACC: 41, vs. Pittsburgh, 2/5/14

- Two-straight double-doubles in ACC play - at VT, vs. ND.
- 7-straight games with double digit points, 21 overall.
- Hit multiple threes in 14 games, and in 8-straight outings.
- 4+ rebounds 23 times, 7+ rebounds 13 times.


- Very athletic and attacks the rim on offensive rebounds and lobs.
- Catch and shoot player who is finding his rhythm.
- Currently making 100 3-pointers before or after practice every day.
- Mother likes him to wear orange shoes.
- Rebounding and assist numbers are up from past seasons.
- Taking on a leadership role after being seventh man a season ago.
- Only returner from last year who started a game.
- Approach vertical: 39 | Bench: 275 | 185 test: 15
- Improved 1-step vertical from 31.5 to 35.5, 185 test from 2 to 12 reps and bench max from 205-245 joint year.
- One of four seniors not recruited by Larrañaga staff. (Akepejori, Brown, Swoope, Adams).
- Scored 21 points with five 3-pointers against Illinois to help the Ganes to the NCAA Sweet 16 in 2013.
- Hit eight 3-pointers in first two games of NCAA Tournament.
- Perfect 6-6 at the line in five postseason games.
- 12 points in ACC Tournament Championship game, including six points from distance.
- Sophomore season knocked down 11 threes in four postseason games, leading team with 14.3 points in ACC Tournament and NIT combined.
- Led team in NIT with 17.0 points and 35.5 minutes per night, and was second with 6.0 rebounds in two games.
- Born Rion (Ryan) Cortez Brown Sept. 3, 1991.
- Majoring in sports administration, will graduate in May 2014.
- Also recruited by Georgia, Alabama and Virginia.
- Rated as No. 15 shooting guard by Scout, No. 47 shooting guard by ESPN and No. 61 by Rivals.
- Played AAU basketball for Worldwide Renegades.
- Son of Lisa Brown and Tico Brown, who played basketball at Georgia Tech, in the Continental Basketball Association and overseas. When he retired, Tico was the CBA's all-time leading scorer (8,538 points) and was voted to the All-Time CBA Team. Brother to Tico Brown II.

2010-11				2011-12				2012-13			
Opposition	P	R	A	Opposition	P	R	A	Opposition	P	R	A
Jacksonville	3	2	1	Tennessee Tech	7	3	1	Stetson	10	1	2
at Memphis	0	2	0	Rutgers	0	4	1	at FGCU	1	4	3
N.C. Central	17	2	2	at Ole Miss	0	0	0	Jacksonville	8	7	1
at Rutgers	5	2	0	at Purdue	3	4	0	Detroit	6	5	2
McNeese St.	16	4	0	UMass	7	2	0	Michigan State	5	0	1
at FGCU	5	0	1	Memphis	6	1	0	at Massachusetts	6	0	2
Ole Miss	3	2	1	at West Virginia	0	0	0	Charlotte	4	3	0
West Virginia	0	1	0	vs. FAU	15	0	0	at UCF	6	0	1
Stetson	3	0	1	at Charlotte	11	2	0	at Hawai'i	6	1	1
UCF	0	0	0	Appalachian St.	15	3	0	vs. Arizona	2	1	0
Oral Roberts	1	1	0	UNCG	6	2	1	vs. Indiana State	7	2	0
Rice	0	1	0	at Virginia	4	1	0	La Salle	2	0	1
Akron	0	1	0	at North Carolina	3	2	0	at Georgia Tech	22	1	0
Pepperdine	9	1	0	Clemson	5	2	0	at North Carolina	9	2	0
at Duke	0	0	0	NC State	10	4	0	Maryland	2	2	0
at Clemson	1	0	0	at Georgia Tech	0	1	1	at Boston College	3	0	1
BC	0	0	1	at Boston College	2	3	3	Duke	4	0	2
Florida St.	0	1	0	Maryland	5	3	1	Florida State	8	2	2
at NC State	3	0	1	at Duke	5	1	1	at Virginia Tech	5	1	2
UNC	0	1	0	Virginia Tech	8	3	0	at NC State	0	1	0
at Virginia Tech	7	3	0	at Florida State	5	3	0	Boston College	22	3	1
Georgia Tech	5	8	1	North Carolina	5	5	1	North Carolina	11	1	1
Virginia	8	3	0	Wake Forest	11	6	3	at Florida State	2	0	0
at Wake Forest	0	2	2	at Maryland	4	1	0	at Clemson	5	2	0
Duke	8	3	0	Florida State	9	2	0	Virginia	10	4	0
at UNCG	0	1	0	at NC State	15	4	1	at Wake Forest	2	6	0
Clemson	5	2	0	Boston College	5	2	1	Virginia Tech	3	2	0
at BC	4	1	0	at Georgia Tech	10	5	0	at Duke	3	3	0
at Florida St.	3	7	1	vs. Florida State	13	5	0	Georgia Tech	0	1	1
Maryland	19	3	3	Valparaiso	18	6	1	Clemson	3	1	0
at Georgia Tech	3	3	3	Minnesota	16	6	0	vs. Boston College	7	1	1
Virginia	9	3	0					vs. NC State	0	0	0
UNC	5	3	1					vs. North Carolina	12	4	3
FAU	6	1	0					vs. Pacific	9	2	0
Missouri St.	7	3	2					vs. Illinois	21	5	2
at Alabama	2	5	1					vs. Marquette	5	4	0

BROWN CAREER STATISTICS

Season	GP	GS	Min.	Avg.	3-Point			Free Throws			Rebounds				Scoring										
					FG	FGA	Pct.	FT	FTA	Pct.	Off.	Def.	Tot.	Avg.	PF	FO	Ast.	TO	Blk	Stl	Pts.	Avg.			
2010-11	36	5	607	16.9	51	141	.362	32	90	.356	23	33	.697	13	59	72	2.0	54	0	22	33	3	10	157	4.4
2011-12	31	3	618	19.9	73	171	.427	41	104	.394	36	47	.766	26	60	86	2.8	41	0	16	21	1	15	223	7.2
2012-13	36	6	800	22.2	79	215	.367	38	130	.292	35	47	.745	24	48	72	2.0	52	0	30	22	2	15	231	6.4
2013-14	26	25	904	34.8	126	304	.414	52	156	.333	78	98	.796	43	123	166	6.4	47	0	60	40	3	23	382	14.7
TOTAL	129	39	2929	22.7	329	831	.396	163	480	.340	172	225	.764	106	290	396	3.1	194	0	128	116	9	63	993	7.7

Opponent	Date	GS	Min	TOTAL			3-PTS			FREE THROWS			REBOUNDS				PF	FO	A	TO	Blk	Stl	Pts	Avg.
				FG	FGA	Pct	3FG	FGA	Pct	FT	FTA	Pct	Off	Def	Tot	Avg								
SFB	11-08-13	*	42	3	10	.300	0	3	.000	5	6	.833	1	6	7	7.0	1	0	0	1	0	0	11	11.0
GA. SOUTHERN	11-11-13	*	45	3	13	.231	2	6	.333	7	8	.875	3	4	7	7.0	3	0	4	0	0	0	15	13.0
TEXAS SOUTHERN	11-14-13	*	34	6	12	.500	1	2	.500	0	0	.000	3	8	11	8.3	1	0	9	4	0	3	13	13.0
at Charleston	11-18-13	*	35	6	10	.600	1	2	.500	2	2	1.000	2	2	4	7.3	1	0	2	1	0	2	15	13.5
UCF	11-21-13	*	29	4	15	.267	1	8	.125	2	2	1.000	1	6	7	7.2	2	0	0	0	1	11	13.0	
vs George Washington	11-28-13	*	34	4	12	.333	1	6	.167	7	7	1.000	3	6	9	7.5	2	0	1	0	0	1	16	13.5
at Cal State Fullerton	11-29-13	*	34	4	10	.400	0	3	.000	1	2	.500	2	6	8	7.6	2	0	2	4	0	0	9	12.9
vs Arizona State	12-01-13	*	30	3	7	.429	0	1	.000	3	5	.600	1	3	4	7.1	2	0	4	2	0	0	9	12.4
at Nebraska	12-04-13	*	32	8	14	.571	5	11	.455	4	6	.667	0	2	2	6.6	4	0	3	2	0	1	25	13.8
VIRGINIA TECH	12-08-13	*	38	4	15	.267	1	5	.200	0	0	.000	2	2	4	6.3	2	0	2	0	0	1	9	13.3
at Savannah State	12-19-13	*	37	5	11	.455	1	5	.200	2	2	1.000	1	2	3	6.0	1	0	5	2	1	2	13	13.3
LA SALLE	12-22-13	*	33	6	12	.500	1	5	.200	4	6	.667	4	5	9	6.3	0	0	4	2	0	1	17	13.6
LOYOLA	12-30-13	*	27	6	11	.545	4	6	.667	1	2	.500	2	7	9	6.5	2	0	1	2	0	3	17	13.8
at Syracuse	01-04-14	*	35	3	9	.333	1	4	.250	0	0	.000	0	4	4	6.3	1	0	4	2	0	0	7	13.4
at UNC	01-08-14	*	31	7	14	.500	2	6	.333	3	6	.500	1	9	10	6.5	4	0	0	1	1	0	19	13.7
FLORIDA STATE	01-15-14	*	34	8	16	.500	5	9	.556	0	0	.000	1	3	4	6.4	2	0	0	0	0	1	21	14.2
at Georgia Tech	01-18-14	*	36	5	9	.556	2	5	.400	0	0	.000	1	5	6	6.4	0	0	2	0	0	0	12	14.1
DUKE	01-22-14	*	27	1	6	.167	0	3	.000	0	0	.000	1	2	3	6.2	3	0	0	0	0	1	2	13.4
SYRACUSE	01-25-14	*	38	5	9	.556	3	5	.600	0	0	.000	2	6	8	6.3	2	0	2	1	0	1	13	13.4
at Maryland	01-29-14	*	31	5	8	.625	3	5	.600	12	13	.923	0	5	5	6.2	3	0	2	0	0	1	25	14.0
NORFOLK STATE	02-01-14	*	39	5	13	.385	3	10	.300	2	2	1.000	1	6	7	6.2	1	0	3	4	0	1	15	14.0
PITTSBURGH	02-05-14	*	41	7	14	.500	4	9	.444</															



TONYE JEKIRI

Sophomore | Center | 7-0 | 235

#23

Hialeah, Fla. | Champagnat Catholic School

Jekiri Season / Career Highs

Points
 Season: 15, at Florida State, 2/10/14
 Career: 15, at Florida State, 2/10/14
 ACC: 15, at Florida State, 2/10/14

Rebounds
 Season: 10, at North Carolina, 1/8/14
 Career: 10, at North Carolina, 1/8/14
 ACC: 10, at North Carolina, 1/8/14

Assists
 Season: 4, vs. Syracuse, 1/25/14
 Career: 4, vs. Syracuse, 1/25/14
 ACC: 4, vs. Syracuse, 1/25/14

Steals
 Season: 2 (4x) last vs. Notre Dame, 2/19/14
 Career: 2 (4x) last vs. Notre Dame, 2/19/14
 ACC: 2 (3x) last vs. Notre Dame, 2/19/14

Blocked Shots
 Season: 3, at North Carolina, 1/8/14
 Career: 3, at North Carolina, 1/8/14
 ACC: 3, at North Carolina, 1/8/14

Field Goals
 Season: 5, at Florida State, 2/10/14
 Career: 5, at Florida State, 2/10/14
 ACC: 5, at Florida State, 2/10/14

Field Goal Attempts
 Season: 7 (3x) last vs. Duke, 1/22/14
 Career: 7 (3x) last vs. Duke, 1/22/14
 ACC: 7, vs. Duke, 1/22/14

Free Throws
 Season: 5, at Florida State, 2/10/14
 Career: 5, at Florida State, 2/10/14
 ACC: 5, at Florida State, 2/10/14

Free Throw Attempts
 Season: 7, at Florida State, 2/10/14
 Career: 7, at Florida State, 2/10/14
 ACC: 7, at Florida State, 2/10/14

3-Point Field Goals

Season: --

Career: --

ACC: --

3-Point Field Goal Attempts

Season: --

Career: --

ACC: --

Foul Disqualifications

Season: 4, last at Georgia Tech, 1/18/14

Career: 4, last at Georgia Tech, 1/18/14

ACC: 3, last at Georgia Tech, 1/18/14

Minutes

Season: 35, at Maryland, 1/29/14

Career: 35, at Maryland, 1/29/14

ACC: 35, at Maryland, 1/29/14

2012-13			
Opposition	P	R	A
at FGCU	1	2	0
Jacksonville	0	0	0
Michigan State	0	2	0
at Massachusetts	0	0	0
Charlotte	0	0	0
at UCF	3	2	0
at Hawai'i	1	0	0
vs. Arizona	0	2	0
vs. Indiana State	0	0	0
La Salle	0	1	0
at Georgia Tech	2	2	0
at North Carolina	0	1	0
Maryland	2	4	0
at Boston College	0	1	1
Duke	2	2	0
Florida State	4	2	0
at Virginia Tech	2	1	0
at NC State	0	2	1
Boston College	2	4	0
North Carolina	2	2	0
at Florida State	2	2	0
at Clemson	0	0	0
Virginia	2	0	0
at Wake Forest	2	3	0
Virginia Tech	4	2	0
at Duke	2	0	0
Georgia Tech	0	0	0
Clemson	2	3	0
vs. Boston College	0	1	0
vs. NC State	2	3	0
vs. North Carolina	1	1	0
vs. Pacific	6	5	0
vs. Illinois	4	2	1
vs. Marquette	0	3	0

- 4+ rebounds 16 times this season.
- Scored 4+ points in 11 outings.
- 20+ minutes per game 15 times.


- Has only played basketball for four years after moving from Nigeria to South Florida in September 2010 to begin hoops career. Previously played soccer.
- Gained 25 pounds from a season ago, drinking protein shakes, and eating chicken and rice dishes.
- Averaged 3.3 points, 3.3 rebounds, 0.7 blocks and 10.3 minutes in three 2013 NCAA tournament games.
- Saints fan because of former Hurricane Jimmy Graham.
- Terrific learner who picks up concepts quickly.
- Good passer for his size.
- Developing his offensive game.
- Can play with back to basket or step out for a 10-12-foot shot.
- Runs the floor like a guard and has unstoppable motor.
- Only scholarship sophomore on the team, second Florida recruit in Larrañaga era.
- One of eight players on the team recruited by Larrañaga staff.
- Acclimated himself well from Nigeria to U.S. culture.
- Chose jersey number 23 because July 23 is birthday.
- Approach vertical: 37.
- Born Tonye [TAHN-yay] Frank Jekiri [Ja-KEER-EE] July 23, 1994 in Port Harcourt, Nigeria. Son of Emiliania and Frank. Brother to Tammie, Omiebi and Boma.
- Majoring in sports administration.
- Chose Miami over considerations from Virginia Tech, Clemson, Florida State, Auburn, Vanderbilt and Alabama.
- Rated 17th-best center in country by ESPN.com and No. 13 by Scout.com.
- Averaged 20 points, 12 rebounds and 5 blocks per game as a senior.
- On AAU circuit, played for Team Breakdown.

JEKIRI CAREER STATISTICS

Season	GP	GS	Min.	Avg. FG	FGA	Pct.	3-Point			Free Throws			Rebounds				Scoring								
							FG	FGA	Pct.	FT	FTA	Pct.	Off.	Def.	Tot.	Avg.	PF	FO	Ast.	TO	Blk	Stl	Pts.	Avg.	
2012-13	34	0	235	6.9	18	35	.514	0	0	.000	11	20	.550	28	27	55	1.6	35	0	4	11	11	7	47	1.4
2013-14	26	12	514	19.8	42	98	.429	0	0	.000	13	26	.500	42	80	122	4.7	66	4	17	25	20	15	97	3.7
TOTAL	60	12	749	12.5	60	133	.451	0	0	.000	24	46	.522	70	107	177	3.0	101	4	21	36	31	22	144	2.4

JEKIRI 2013-14

Opponent	Date	GS	Min	TOTAL			3-PTS			FREE THROWS			REBOUNDS				PF	FO	A	TO	Blk	Stl	Pts	Avg
				FG	FGA	Pct	3FG	FGA	Pct	FT	FTA	Pct	Off	Def	Tot	Avg								
SFB	11-08-13	*	23	2	7	.286	0	0	.000	2	2	1.000	1	8	9	9.0	5	1	1	2	1	0	6	6.0
GA. SOUTHERN	11-11-13	*	9	1	4	.250	0	0	.000	0	0	.000	1	0	1	5.0	2	0	0	2	0	0	2	4.0
TEXAS SOUTHERN	11-14-13	*	12	2	6	.333	0	0	.000	0	0	.000	2	2	4	4.7	1	0	0	1	0	0	4	4.0
at Charleston	11-18-13		16	3	4	.750	0	0	.000	0	0	.000	2	1	3	4.3	3	0	0	0	1	0	6	4.5
UCF	11-21-13		17	1	3	.333	0	0	.000	0	0	.000	0	3	3	4.0	3	0	0	0	0	1	2	4.0
vs George Washington	11-28-13	*	21	1	3	.333	0	0	.000	0	0	.000	0	1	1	3.5	0	0	1	1	1	1	2	3.7
at Cal State Fullerton	11-29-13		20	2	3	.667	0	0	.000	0	0	.000	0	4	4	3.6	3	0	0	2	0	0	4	3.7
vs Arizona State	12-01-13		10	0	3	.000	0	0	.000	0	0	.000	2	1	3	3.5	1	0	0	0	0	0	0	3.3
at Nebraska	12-04-13		21	1	2	.500	0	0	.000	0	0	.000	2	5	7	3.9	2	0	1	0	1	0	2	3.1
VIRGINIA TECH	12-08-13		21	1	5	.200	0	0	.000	0	0	.000	3	4	7	4.2	0	0	0	0	1	0	2	3.0
at Savannah State	12-19-13		14	2	2	1.000	0	0	.000	0	0	.000	0	1	1	3.9	2	0	1	3	1	1	4	3.1
LA SALLE	12-22-13		25	4	7	.571	0	0	.000	1	2	.500	2	5	7	4.2	3	0	0	0	1	2	9	3.6
LOYOLA	12-30-13		23	4	5	.800	0	0	.000	2	4	.500	1	3	4	4.2	5	1	2	1	2	1	10	4.1
at Syracuse	01-04-14		18	2	5	.400	0	0	.000	1	2	.500	2	1	3	4.1	2	0	2	0	1	1	5	4.1
at UNC	01-08-14		27	1	4	.250	0	0	.000	0	0	.000	3	7	10	4.5	4	0	1	3	3	2	2	4.0
FLORIDA STATE	01-15-14	*	20	1	3	.333	0	0	.000	0	0	.000	3	4	7	4.6	5	1	1	0	0	0	2	3.9
at Georgia Tech	01-18-14	*	16	0	1	.000	0	0	.000	0	0	.000	0	3	3	4.5	5	1	0	2	1	0	0	3.6
DUKE	01-22-14	*	26	4	7	.571	0	0	.000	0	1	.000	3	6	9	4.8	1	0	0	1	1	1	8	3.9
SYRACUSE	01-25-14	*	27	1	4	.250	0	0	.000	1	4	.250	3	2	5	4.8	4	0	4	0	0	0	3	3.8
at Maryland	01-29-14	*	35	0	3	.000	0	0	.000	0	0	.000	3	3	6	4.9	2	0	0	3	1	0	0	3.7
NORFOLK STATE	02-01-14	*	23	2	3	.667	0	0	.000	0	0	.000	1	1	2	4.7	2	0	1	1	1	0	4	3.7
PITTSBURGH	02-05-14	*	20	1	3	.333	0	0	.000	1	2	.500	3	1	4	4.7	4	0	0	0	0	2	3	3.6
NC STATE	02-08-14	*	18	0	2	.000	0	0	.000	0	0	.000	1	3	4	4.7	1	0	0	0	0	0	0	3.5
at Florida State	02-10-14		26	5	6	.833	0	0	.000	5	7	.714	2	4	6	4.7	3	0	0	2	2	1	15	4.0
at Virginia Tech	02-15-14		11	0	0	.000	0	0	.000	0	2	.000	0	3	3	4.6	1	0	0	0	0	0	0	3.8
NOTRE DAME	02-19-14		15	1	3	.333	0	0	.000	0	0	.000	2	4	6	4.7	2	0	2	1	1	2	2	3.7



JAMES KELLY

Junior | Forward | 6-7 | 246

#35

Ann Arbor, Mich. | Owens CC | Pioneer HS

Kelly Season Highs

Points
 Season: 18, at Charleston, 11/18/13
 ACC: 12, vs. Virginia Tech, 12/8/13

Rebounds
 Season: 9, vs. Virginia Tech, 12/8/13
 ACC: 9, vs. Virginia Tech, 12/8/13

Assists
 Season: 2 (2x) last vs. Texas Southern, 11/14/13
 ACC: 1 (3x) last at Virginia Tech, 2/15/14

Steals
 Season: 2 (2x) last at Charleston, 11/18/13
 ACC: 1 (4x) last at Virginia Tech, 2/15/14

Blocked Shots
 Season: 2, at Cal State Fullerton, 11/29/13
 ACC: 1 (2x) last vs. Duke, 1/22/14

Field Goals
 Season: 7, vs. Texas Southern, 11/14/13
 ACC: 5, vs. Virginia Tech, 12/8/13

Field Goal Attempts
 Season: 11, vs. Texas Southern, 11/14/13
 ACC: 14, vs. Virginia Tech, 12/8/13

Free Throws
 Season: 3 (3x) last vs. Duke, 1/22/14
 ACC: 3, vs. Duke, 1/22/14

Free Throw Attempts
 Season: 4 (3x) last vs. Duke, 1/22/14
 ACC: 4, vs. Duke, 1/22/14

3-Point Field Goals
 Season: 3 (3x) last at Virginia Tech, 2/15/14
 ACC: 3, at Virginia Tech, 2/15/14

3-Point Field Goal Attempts
 Season: 5, at Virginia Tech, 2/15/14
 ACC: 5, at Virginia Tech, 2/15/14

Foul Disqualifications
 Season: --
 ACC: --


Minutes
 Season: 35, vs. Arizona State, 12/1/13
 ACC: 31, vs. Virginia Tech, 12/8/13

- Prior to game vs. ND, was suspended indefinitely for violating team rules.
- Missed games against Maryland and Norfolk State due to lower extremity injury.
- Grabbed a rebound in all but two games.
- Played 20+ minutes 14 times.
- Began playing organized basketball junior year of high school after four-inch growth spurt.
- Good touch, very explosive and athletic.
- Catch and shoot from three and midrange.
- Inside-out talent.
- Spending more and more time in the gym to learn the game.
- Came to UM without visiting campus. Impressed by coaching staff's care for his schoolwork and off-the-court life.
- Increased bench 235 to 315 in four months, after never lifting weights before.
- Approach vertical: 37.5 | Bench max: 315
- Teammates compare him to former Cane DeQuan Jones for his personality and athleticism.
- Suite/roommates with Manu Lecomte, Davon Reed and Dre Burnett.
- One of eight players on the team recruited by Larrañaga staff.
- Averaged 17.9 points, 10.0 rebounds, 1.0 assist, 1.5 steals and 1.5 blocks per game in two seasons at Owens. Totaled 1,219 points, 678 rebounds, 105 blocks, 104 steals and 70 assists. First player in program history to record 1,000 points, 600 rebounds, 100 steals and 100 blocks in his career. 38 career double-doubles.
- Led the Ohio Community College Athletic Conference (OCCAC) in scoring (21.1 ppg) and rebounding (11.4 rpg), third in blocks (1.6bpg) and fourth in steals (2.3spg).
- NJCAA D-II Second Team All-American as a sophomore.
- Played in NJCAA Division II tournament semifinals.
- Born James Leo Kelly August 12, 1993. Son of Darlene Ison and Desi Kelly. Brother to Desi Kelly, Jr.
- Majoring in liberal arts.
- Recruited by Michigan State, New Mexico, West Virginia and Clemson.
- Played AAU for the Michigan Warriors.

KELLY CAREER STATISTICS

Season	GP	GS	Min.	Avg.	3-Point			Free Throws			Rebounds				Scoring										
					FG	FGA	Pct.	FT	FTA	Pct.	Off.	Def.	Tot.	Avg.	PF	FO	Ast.	TO	Blk	Stl	Pts.	Avg.			
2013-14	23	11	454	19.7	64	126	.508	15	34	.441	18	27	.667	24	68	92	4.0	40	0	13	17	11	11	161	7.0

KELLY 2013-14		TOTAL					3-PTS			FREE THROWS			REBOUNDS											
Opponent	Date	GS	Min	FG	FGA	Pct	3FG	FGA	Pct	FT	FTA	Pct	Off	Def	Tot	Avg	PF	FO	A	TO	Blk	Stl	Pts	Avg
SFB	11-08-13	5	0	0	.000	0	0	.000	0	0	.000	3	1	4	4.0	2	0	0	2	0	0	0	0.0	
GA. SOUTHERN	11-11-13	20	5	8	.625	0	1	.000	0	0	.000	2	0	2	3.0	2	0	2	0	0	1	10	5.0	
TEXAS SOUTHERN	11-14-13	28	7	11	.636	3	4	.750	0	0	.000	1	6	7	4.3	3	0	2	1	0	2	17	9.0	
at Charleston	11-18-13	* 33	6	9	.667	3	3	1.000	3	4	.750	0	4	4	4.3	2	0	1	0	1	2	18	11.3	
UCF	11-21-13	* 16	1	4	.250	0	2	.000	0	0	.000	2	2	4	4.2	3	0	1	1	1	0	2	9.4	
vs George Washington	11-28-13	28	5	9	.556	0	0	.000	1	2	.500	2	4	6	4.5	2	0	0	0	1	0	11	9.7	
at Cal State Fullerton	11-29-13	* 24	4	7	.571	1	2	.500	1	2	.500	1	6	7	4.9	3	0	1	0	2	0	10	9.7	
vs Arizona State	12-01-13	* 35	4	7	.571	0	2	.000	3	4	.750	0	6	6	5.0	3	0	1	1	1	0	11	9.9	
at Nebraska	12-04-13	* 28	1	4	.250	0	2	.000	0	0	.000	0	5	5	5.0	0	0	0	1	1	0	2	9.0	
VIRGINIA TECH	12-08-13	* 31	5	14	.357	0	1	.000	2	2	1.000	3	6	9	5.4	4	0	0	2	0	1	12	9.3	
at Savannah State	12-19-13	* 26	3	5	.600	0	1	.000	0	1	.000	2	6	8	5.6	0	0	1	2	0	1	6	9.0	
LA SALLE	12-22-13	* 20	4	7	.571	1	1	1.000	1	2	.500	0	3	3	5.4	1	0	0	2	1	1	10	9.1	
LOYOLA	12-30-13	* 29	5	8	.625	1	1	1.000	0	0	.000	2	4	6	5.5	2	0	1	0	1	0	11	9.2	
at Syracuse	01-04-14	* 28	4	5	.800	0	1	.000	0	0	.000	1	2	3	5.3	1	0	1	2	0	0	8	9.1	
at UNC	01-08-14	* 10	0	1	.000	0	1	.000	1	2	.500	0	1	1	5.0	2	0	0	0	1	1	1	8.6	
FLORIDA STATE	01-15-14	18	1	5	.200	1	3	.333	1	2	.500	3	1	4	4.9	2	0	0	1	0	1	4	8.3	
at Georgia Tech	01-18-14	3	0	0	.000	0	0	.000	0	0	.000	0	0	0	4.6	1	0	0	0	0	0	0	7.8	
DUKE	01-22-14	16	2	4	.500	1	2	.500	3	4	.750	0	2	2	4.5	1	0	0	1	1	0	8	7.8	
SYRACUSE	01-25-14	25	2	6	.333	0	0	.000	2	2	1.000	0	3	3	4.4	3	0	1	0	0	0	6	7.7	
PITTSBURGH	02-05-14	1	0	1	.000	0	1	.000	0	0	.000	0	1	1	4.3	0	0	0	0	0	0	0	7.4	
NC STATE	02-08-14	6	1	2	.500	0	0	.000	0	0	.000	1	1	2	4.1	0	0	0	1	0	0	2	7.1	
at Florida State	02-10-14	3	1	1	1.000	1	1	1.000	0	0	.000	0	0	0	4.0	0	0	0	0	0	0	3	6.9	
at Virginia Tech	02-15-14	21	3	8	.375	3	5	.600	0	0	.000	1	4	5	4.0	3	0	1	0	0	1	9	7.0	



DONNAN KIRK #22

Graduate | Forward | 6-9 | 228

Pontiac, Mich. | DePaul | Detroit Country Day HS

- 10+ rebounds four times.
- Started every game, with Adams.
- Multiple blocks in 13 games.

MIAMI 2009-10			
Opposition	P	R	A
N.C. Central	4	4	0
Nova Southeastern	4	5	0
vs. Tulane	2	0	0
vs. UNC-W	0	0	0

MIAMI 2010-11			
Opposition	P	R	A
Jacksonville	0	0	0
at Memphis	6	4	0
N.C. Central	6	4	0
at Rutgers	0	0	0
McNeese State	4	3	0
at FGCU	6	6	0
Ole Miss	1	1	0
West Virginia	2	1	0
Stetson	6	0	0
vs UCF	4	1	0
vs Oral Roberts	0	0	0
vs Rice	0	0	0
vs Akron	0	1	0

DEPAUL 2011-12			
Opposition	P	R	A
vs Minnesota	2	0	0
vs Texas Tech	2	4	0
vs Arizona State	0	1	0
at Northern Illinois	0	2	0
Arkansas PB	6	6	0
Cal Poly	0	4	0
Syracuse	14	3	1
Pittsburgh	2	8	0
at Louisville	0	2	0
Georgetown	4	1	0
USF	0	1	0
at Rutgers	0	2	0
St. John's	6	2	0
at Cincinnati	0	3	1
Marquette	4	7	0
at Notre Dame	8	5	0
at Connecticut	0	5	1
Louisville	11	4	1
at St. John's	6	5	0
Providence	4	11	0
at West Virginia	0	2	1
Seton Hall	8	8	0
vs Connecticut	4	6	0

DEPAUL 2012-13			
Opposition	P	R	A
UC Riverside	8	4	1
Gardner-Webb	8	2	0
Austin Peay	2	2	2
vs Wichita State	5	4	0
vs W. Kentucky	9	5	1
Fairfield	10	9	0
at Auburn	7	3	1
at Chicago State	3	3	0
Milwaukee	14	1	0
at Arizona State	2	2	1
Northern Ill.	2	0	1
UMBC	5	5	0
Loyola-Chicago	6	1	0
Seton Hall	2	1	0
at Providence	8	6	0
Cincinnati	4	4	0
St. John's	6	5	0
at Pittsburgh	3	3	0
at St. John's	6	6	1
Notre Dame	11	7	1
Villanova	3	4	1
at Marquette	16	4	1
at Notre Dame	16	4	0
Rutgers	11	7	0
at Georgetown	8	8	1
Connecticut	6	2	0
Louisville	2	9	0
at USF	5	2	0
at Syracuse	2	3	1
Pittsburgh	0	2	1
vs Rutgers	2	3	0

- Played 17 games at Miami before transferring to DePaul for redshirt sophomore season. Returned to Miami for graduate school after playing two full seasons for Blue Demons.
- Lean but strong athlete who benches 305 pounds.
- Approach vertical: 37.5 | Bench max: 305 | 185 test: 19
- Ability to score in and out, hitting shots from long range or in the paint.
- Exceptional shot-blocking timing.
- Very good student, earned B.S. in marketing with an emphasis in sales leadership from DePaul. Currently working on masters in community & social change at Miami.
- Block to foul ratio is notable.
- Nationally ranked in blocks after posting 50 blocks for DePaul a season ago.
- One of eight players on the team recruited by Larrañaga staff.
- Roommate with Garius Adams both in 2009 and now.
- 12th in DePaul history with 82 blocked shots in a Blue Demon uniform.
- Played in just four games as a true freshman at Miami due to back injury. Earned the team's "Iron Man Award", in recognition of the UM men's basketball player who has exhibited dedication in the classroom, locker room and weight room.
- Participated in the 2009 Academic All-American Classic, featuring the country's top basketball players that also excelled in the classroom.
- Played AAU basketball for The Family.
- Recruited out of high school by Michigan State, USF and USC.
- Born Donovan Lewis Kirk July 22, 1991. Son of Eric Kirk and Tanya Orr. Brother, Eric Jr. and two sisters, Paige and Bria.

Kirk Season / Career Highs

- Points**
 Season: 21, vs. Florida State, 1/15/14
 Career: 21, vs. Florida State, 1/15/14
 ACC: 21, vs. Florida State, 1/15/14
- Rebounds**
 Season: 11, (2x) last vs. Virginia Tech, 12/8/13
 Career: 11 (2x) last vs. Virginia Tech, 12/8/13
 ACC: 11, vs. Virginia Tech, 12/8/13
- Assists**
 Season: 2, vs. UCF, 11/21/13
 Career: 2 (2x) last vs. UCF, 11/21/13
 ACC: 1 (2x) last vs. Pittsburgh, 2/5/14
- Steals**
 Season: 2 (2x) last at Maryland, 1/29/14
 Career: 2 (9x), last at Maryland, 1/29/14
 ACC: 2, at Maryland, 1/29/14
- Blocked Shots**
 Season: 4 (3x) last vs. Florida State, 1/15/14
 Career: 8, vs. Providence 2/25/12
 ACC: 4 (2x) vs. Florida State, 1/15/14
- Field Goals**
 Season: 9, vs. Florida State, 1/15/14
 Career: 9, vs. Florida State, 1/15/14
 ACC: 9, vs. Florida State, 1/15/14
- Field Goal Attempts**
 Season: 13, vs. Ga. Southern, 11/11/13
 Career: 13 (2x) last vs. Ga. Southern, 11/11/13
 ACC: 12, vs. Florida State, 1/15/14
- Free Throws**
 Season: 6, vs. Norfolk State, 2/3/14
 Career: 6, vs. Norfolk State, 2/3/14
 ACC: 3, at Georgia Tech, 1/18/14
- Free Throw Attempts**
 Season: 8, vs. Norfolk State, 2/3/14
 Career: 8, vs. Norfolk State, 2/3/14
 ACC: 4 (2x) last at Maryland, 1/29/14
- 3-Point Field Goals**
 Season: 3, vs. Florida State, 1/15/14
 Career: 3, vs. Florida State, 1/15/14
 ACC: 3, vs. Florida State, 1/15/14
- 3-Point Field Goal Attempts**
 Season: 4 (2x) last at Maryland, 1/29/14
 Career: 4 (2x) last at Maryland, 1/29/14
 ACC: 4 (2x) last at Maryland, 1/29/14
- Foul Disqualifications**
 Season: 1, at North Carolina, 1/8/14
 Career: 4, last vs. Providence 1/5/13
 ACC: 1, at North Carolina, 1/8/14
- Minutes**
 Season: 39, vs. GWU, 11/28/13
 Career: 39 (2x) last vs. GWU, 11/28/13
 ACC: 37, at Maryland, 1/29/14

KIRK MIAMI CAREER STATISTICS


Season	GP	GS	Min.	Avg.	FG			3-Point			Free Throws			Rebounds				Scoring							
					FGA	Pct.	FT	FTA	Pct.	Off.	Def.	Tot.	Avg.	PF	FO	Ast.	TO	Blk	Stl	Pts.	Avg.				
2009-10	4	0	26	6.5	4	7	.571	0	0	.000	2	2	1.000	4	5	9	2.3	2	0	0	3	0	2	10	2.5
2010-11	13	3	124	9.5	13	32	.406	0	2	.000	9	10	.900	7	14	21	1.6	18	0	0	14	4	2	35	2.7
2013-14	26	26	744	28.6	89	190	.468	12	39	.308	34	56	.607	63	82	145	5.6	55	1	5	33	45	11	224	8.6
TOTAL	43	29	894	20.8	106	229	.463	12	41	.293	45	68	.662	74	101	175	4.1	75	1	5	50	49	15	269	6.3

DEPAUL STATS

2011-12	23	4	415	18.0	32	73	.438	3	9	.333	14	20	.700	31	61	92	4.0	60	3	5	11	32	10	81	3.5
2012-13	31	30	791	25.5	78	159	.491	12	31	.387	24	34	.706	40	81	121	3.9	65	1	14	23	50	11	192	6.2
TOTAL	54	34	1206	22.3	110	232	.474	15	40	.375	38	54	.704	71	142	213	3.9	125	4	19	34	82	21	273	5.1

KIRK 2013-14

Opponent	Date	GS	Min	TOTAL			3-PTS			FREE THROWS			REBOUNDS				PF	FO	A	TO	Blk	Stl	Pts	Avg
				FG	FGA	Pct	3FG	FGA	Pct	FT	FTA	Pct	Off	Def	Tot	Avg								
SFB	11-08-13	*	35	6	8	.750	0	1	.000	4	6	.667	7	3	10	10.0	3	0	0	4	2	1	16	16.0
GA. SOUTHERN	11-11-13	*	36	7	13	.538	1	2	.500	3	3	1.000	5	5	10	10.0	1	0	0	1	3	1	18	17.0
TEXAS SOUTHERN	11-14-13	*	30	7	12	.583	0	2	.000	1	1	1.000	2	1	3	7.7	3	0	1	0	3	2	15	16.3
at Charleston	11-18-13	*	29	4	8	.500	1	1	1.000	0	0	.000	3	6	9	8.0	1	0	0	3	2	0	9	14.5
UCF	11-21-13	*	33	3	8	.375	0	2	.000	0	2	.000	1	4	5	7.4	1	0	2	0	1	1	6	12.8
vs George Washington	11-28-13	*	39	3	8	.375	0	0	.000	0	0	.000	2	9	11	8.0	2	0	0	2	4	0	6	11.7
at Cal State Fullerton	11-29-13	*	27	2	4	.500	0	0	.000	1	2	.500	2	0	2	7.1	3	0	0	2	1	0	5	10.7
vs Arizona State	12-01-13	*	28	3	9	.333	0	0	.000	1	1	1.000	2	1	3	6.6	2	0	0	2	2	0	7	10.3
at Nebraska	12-04-13	*	18	0	4	.000	0	1	.000	1	2	.500	1	3	4	6.3	4	0	0	1	1	1	1	9.2
VIRGINIA TECH	12-08-13	*	29	2	7	.286	0	1	.000	2	4	.500	4	7	11	6.8	1	0	0	3	2	0	6	8.9
at Savannah State	12-19-13	*	36	6	10	.600	1	1	1.000	2	3	.667	5	4	9	7.0	3	0	0	2	3	0	15	9.5
LA SALLE	12-22-13	*	35	4	9	.444	0	2	.000	1	2	.500	4	5	9	7.2	2	0	0	1	4	0	9	9.4
LOYOLA	12-30-13	*	17	5	9	.556	0	0	.000	2	5	.400	5	4	9	7.3	2	0	0	0	0	0	12	9.6
at Syracuse	01-04-14	*	30	1	3	.333	0	0	.000	0	0	.000	2	2	4	7.1	3	0	1	3	4	0	2	9.1
at UNC	01-08-14	*	20	3	5	.600	1	3	.333	0	0	.000	1	2	3	6.8	5	1	0	0	1	0	7	8.9
FLORIDA STATE	01-15-14	*	34	9	12	.750	3	4	.750	0	2	.000	4	1	5	6.7	4	0	0	1	4	1	21	9.7
at Georgia Tech	01-18-14	*	35	5	6	.833	1	2	.500	3	3	1.000	2	5	7	6.7	1	0	0	2	0	0	14	9.9
DUKE	01-22-14	*	29	5	11	.455	1	3	.333	0	0	.000	1	0	1	6.4	2	0	0	1	0	0	11	10.0
SYRACUSE	01-25-14	*	20	1	5	.200	0	1	.000	1	2	.500	0	1	1	6.1	2	0	0	1	1	0	3	9.6
at Maryland	01-29-14	*	37	3	8	.375	1	4	.250	2	4	.500	3	6	9	6.3	2	0	0	1	2	2	9	9.6
NORFOLK STATE	02-01-14	*	35	2	8	.250	0	2	.000	6	8	.750	1	6	7	6.3	1	0	0	0	3	1	10	9.6
PITTSBURGH	02-05-14	*	22	0	4	.000	0	1	.000	0	0	.000	0	2	2	6.1	1	0	1	1	1	1	0	9.2
NC STATE	02-08-14	*	16	0	6	.000	0	1	.000	1	2	.500	2	1	3	6.0	1	0	0	1	0	0	1	8.8
at Florida State	02-10-14	*	28	6	7	.857	2	2	1.000	2	2	1.000	0	1	1	5.8	3	0						



MANU LECOMTE #20

Freshman | Guard | 5-11 | 159

Brussels, Belgium | Athene des Pagodes

- An assist in all but two games. Multiple assists 18 times and 4+ six times.
- Hit multiple 3-pointers in seven games.
- Grabbed 4+ rebounds seven times.
- Team's only pure point guard. Can shoot the three or pull up for jumpers.
- Played as an amateur at the pro level in Belgium since he was 16.
- Head coach Larrañaga and assistant coach Michael Huger both played pro ball in Belgium.
- Young collegiate player, turning 18 in August of his freshman year at Miami.
- Very good shooter who averages in upper 60s in five minutes of threes drill.
- Adjusted well to American culture and has acclimated himself well to Miami.
- Did not visit campus before attending UM.
- Improved strength in short amount of time.
- Approach vertical: 35.5 | Bench max: 245 | 185 test: 11
- Very professional about his game, wants to improve, spends a lot of time working at it.
- One of eight players on the team recruited by Larrañaga staff
- Suite/roommates with James Kelly, Davon Reed and Dre Burnett.
- Born Emmanuel Lecomte [la-conn-t] Aug. 16, 1995. Goes by Manu [man-ew].
- Son of Philippe and Marie. Brother to Christina.
- First language is French. Mother is Cameroonian and father is Belgian.
- Played for second division Mons-Hainant Belfius in Belgium where he averaged 12.4 points, 2.8 rebounds, and 3.2 assists per game
- Majoring in economics.
- Competed in Belgium's U16, U18 and U20 championships, most recently playing in the U18 European Championship, where he led his country in scoring with 12.0 ppg and 2.9 assists in eight outings.
- Also recruited by Gonzaga, Creighton and UAB.

Lecomte Season Highs

- Points**
Season: 19, at Maryland, 1/29/14
ACC: 19, at Maryland, 1/29/14
- Rebounds**
Season: 5, vs. Pittsburgh, 2/5/14
ACC: 5, vs. Pittsburgh, 2/5/14
- Assists**
Season: 7, at North Carolina, 1/8/14
ACC: 7, at North Carolina, 1/8/14
- Steals**
Season: 2 (3x) last at Savannah State, 12/19/13
ACC: 1 (5x) last at Florida State, 2/10/14
- Blocked Shots**
Season: 1, vs. Ga. Southern, 11/11/13
ACC: --
- Field Goals**
Season: 8, at Maryland, 1/29/14
ACC: 8, at Maryland, 1/29/14
- Field Goal Attempts**
Season: 12, at Georgia Tech, 1/18/14
ACC: 12, at Georgia Tech, 1/18/14
- Free Throws**
Season: 6 (3x) last at Georgia Tech, 1/18/14
ACC: 6 (2x) last at Georgia Tech, 1/18/14
- Free Throw Attempts**
Season: 8, at North Carolina, 1/8/14
ACC: 8, at North Carolina, 1/8/14
- 3-Point Field Goals**
Season: 3, (2x) last vs. Norfolk State, 2/3/14
ACC: 3, at Maryland, 1/29/14
- 3-Point Field Goal Attempts**
Season: 4, (5x) last vs. Norfolk State, 2/3/14
ACC: 4, (2x) last at Maryland, 1/29/14
- Foul Disqualifications**
Season: --
ACC: --
- Minutes**
Season: 38, at North Carolina, 1/8/14
ACC: 38, at North Carolina, 1/8/14

LECOMTE CAREER STATISTICS

Season	GP	GS	Min.	Avg.	3-Point			Free Throws			Rebounds				Scoring										
					FG	FGA	Pct.	FT	FTA	Pct.	Off.	Def.	Tot.	Avg.	PF	FO	Ast.	TO	Blk	Stl	Pts.	Avg.			
2013-14	26	14	711	27.3	66	160	.413	21	53	.396	49	63	.778	17	34	51	2.0	48	0	63	47	1	15	202	7.8

LECOMTE 2013-14		TOTAL					3-PTS			FREE THROWS			REBOUNDS											
Opponent	Date	GS	Min	FG	FGA	Pct	3FG	FGA	Pct	FT	FTA	Pct	Off	Def	Tot	Avg	PF	FO	A	TO	Blk	Stl	Pts	Avg
SFB	11-08-13	*	34	3	10	.300	0	2	.000	3	4	.750	0	1	1	1.0	2	0	1	2	0	2	9	9.0
GA. SOUTHERN	11-11-13	*	36	4	8	.500	2	4	.500	2	2	1.000	1	3	4	2.5	1	0	1	0	1	1	12	10.5
TEXAS SOUTHERN	11-14-13	*	33	4	8	.500	2	4	.500	2	2	1.000	2	1	3	2.7	1	0	4	0	0	2	12	11.0
at Charleston	11-18-13	*	33	4	8	.500	0	0	.000	6	6	1.000	0	4	4	3.0	4	0	5	3	0	0	14	11.8
UCF	11-21-13	*	33	0	6	.000	0	2	.000	0	0	.000	0	0	0	2.4	2	0	2	3	0	0	0	9.4
vs George Washington	11-28-13	*	25	2	6	.333	1	2	.500	0	0	.000	2	0	2	2.3	2	0	0	2	0	0	5	8.7
at Cal State Fullerton	11-29-13		15	2	4	.500	0	2	.000	0	0	.000	0	3	3	2.4	1	0	1	0	0	1	4	8.0
vs Arizona State	12-01-13		10	1	3	.333	0	0	.000	0	0	.000	0	1	1	2.3	0	0	1	0	0	0	2	7.3
at Nebraska	12-04-13		23	2	4	.500	0	0	.000	1	3	.333	0	2	2	2.2	4	0	4	4	0	0	5	7.0
VIRGINIA TECH	12-08-13		27	3	8	.375	0	1	.000	1	2	.500	0	4	4	2.4	2	0	2	3	0	1	7	7.0
at Savannah State	12-19-13		32	2	3	.667	2	2	1.000	4	4	1.000	0	2	2	2.4	1	0	4	2	0	2	10	7.3
LA SALLE	12-22-13		28	2	6	.333	0	1	.000	1	2	.500	1	3	4	2.5	3	0	2	0	0	1	5	7.1
LOYOLA	12-30-13		20	2	3	.667	1	1	1.000	1	2	.500	0	0	0	2.3	2	0	3	0	0	1	6	7.0
at Syracuse	01-04-14		25	3	6	.500	2	4	.500	0	0	.000	0	0	0	2.1	1	0	0	2	0	1	8	7.1
at UNC	01-08-14		38	2	7	.286	1	1	1.000	6	8	.750	0	3	3	2.2	2	0	7	2	0	0	11	7.3
FLORIDA STATE	01-15-14	*	37	1	7	.143	0	2	.000	0	0	.000	0	1	1	2.1	2	0	6	0	0	0	2	7.0
at Georgia Tech	01-18-14	*	37	5	12	.417	0	3	.000	6	6	1.000	2	2	4	2.2	1	0	3	3	0	1	16	7.5
DUKE	01-22-14	*	23	1	2	.500	0	0	.000	2	2	1.000	0	0	0	2.1	2	0	2	6	0	0	4	7.3
SYRACUSE	01-25-14	*	20	1	2	.500	1	2	.500	0	0	.000	0	0	0	2.0	1	0	1	0	0	0	3	7.1
at Maryland	01-29-14	*	35	8	11	.727	3	4	.750	0	2	.000	0	0	0	1.9	1	0	2	5	0	0	19	7.7
NORFOLK STATE	02-01-14	*	28	4	6	.667	3	4	.750	2	2	1.000	2	1	3	2.0	4	0	2	0	0	0	13	8.0
PIITTSBURGH	02-05-14	*	35	2	7	.286	0	3	.000	4	6	.667	3	2	5	2.1	3	0	2	3	0	0	8	8.0
NC STATE	02-08-14	*	29	4	10	.400	1	3	.333	4	6	.667	3	1	4	2.2	3	0	1	2	0	1	13	8.2
at Florida State	02-10-14		14	1	3	.333	0	0	.000	4	4	1.000	0	0	0	2.1	1	0	3	1	0	1	6	8.1
at Virginia Tech	02-15-14		19	0	5	.000	0	3	.000	0	0	.000	0	0	0	2.0	1	0	2	1	0	0	0	7.8
NOTRE DAME	02-19-14		22	3	5	.600	2	3	.667	0	0	.000	1	0	1	2.0	1	0	2	3	0	0	8	7.8



DAVON REED

Freshman | Guard | 6-6 | 208

#5

Ewing, N.J. | Princeton Day School (N.J.)

Reed Season Highs

Points
 Season: 19 vs. Arizona State, 12/1/13
 ACC: 16, vs. Syracuse, 1/25/14

Rebounds
 Season: 5 (2x) last vs. Virginia Tech, 12/8/13
 ACC: 5, vs. Virginia Tech, 12/8/13

Assists
 Season: 7, vs. Loyola, 12/30/13
 ACC: 2, at Florida State, 2/10/14

Steals
 Season: 2 (4x) last vs. Loyola, 12/30/13
 ACC: 1 (3x) last vs. Notre Dame, 2/19/14

Blocked Shots
 Season: 1 (3x) last at Florida State, 2/10/14
 ACC: 1 (2x) last at Florida State, 2/10/14

Field Goals
 Season: 7, vs. UCF, 11/21/13
 ACC: 5, vs. Syracuse, 1/25/14

Field Goal Attempts
 Season: 12, at Cal State Fullerton, 11/29/13
 ACC: 10 (2x) last vs. Notre Dame, 2/19/14

Free Throws
 Season: 5, vs. Loyola, 12/30/13
 ACC: 4, vs. Notre Dame, 2/19/14

Free Throw Attempts
 Season: 6, vs. Arizona State, 12/1/13
 ACC: 4 (2x) last vs. Notre Dame, 2/19/14

3-Point Field Goals
 Season: 5, vs. Arizona State, 12/1/13
 ACC: 3, vs. Syracuse, 1/25/14

3-Point Field Goal Attempts
 Season: 8, vs. Arizona State, 12/1/13
 ACC: 6, at Virginia Tech, 2/15/14

Foul Disqualifications
 Season: --
 ACC: --


Minutes
 Season: 36 (2x) last vs. Arizona State, 12/1/13
 ACC: 32, vs. Virginia Tech, 12/8/13

- Scored in 10-straight games.
- Scored in double digits six times this season.
- Hit a three in seven of last eight games.
- Has a rebound in all but three games.
- Focused. Structured. Determined. Competitive. True student of the game. Will do whatever it takes to win.
- Roommate James Kelly says Reed is the most organized and focused person he's ever met.
- A 3 guard who is playing out of position at the point for Miami.
- Improved bench 175 to 250 pounds in four months.
- Approach vertical: 40.5 | Bench max: 250 | 185 test: 11
- One of eight players on the team recruited by Larrañaga staff.
- Suite/roommates with Manu Lecomte, Davon Reed and Dre Burnett.
- Four-star swingman listed as a Top 100 player (No. 97) by Rivals.com and No. 78 in the Class of 2013 by ESPN
- Third-best talent in New Jersey and 18th best nationally at the shooting guard position, according to ESPN.com.
- Kevin Durant Skills Academy. McDonald's All-American candidate.
- 2,000 point scorer. Averaged 24 points and 10 rebounds as a senior.
- Youth Role Model Award from Join-Effort Princeton for both dedication to his community and excellence in his personal life.
- Born Davon Malcolm Reed June 11, 1995. Son of David Reed and Rose Reed. Brother to Miles.
- Majoring in sports administration
- Played AAU ball with Team Final.
- Chose Miami over offers from Wake Forest, Cincinnati, Xavier and Memphis.

REED CAREER STATISTICS

Season	GP	GS	Min.	Avg.	FG	FGA	Pct.	3-Point FG	3-Point FGA	3-Point Pct.	FT	FTA	Pct.	Off.	Def.	Tot.	Avg.	PF	FO	Ast.	TO	Blk	Stl	Pts.	Avg.
2013-14	26	10	580	22.3	58	172	.337	32	90	.356	33	49	.673	11	40	51	2.0	42	0	36	40	4	14	181	7.0

REED 2013-14		TOTAL				3-PTS			FREE THROWS			REBOUNDS				PF		FO		A		TO		Blk		Stl		Pts		Avg	
Opponent	Date	GS	Min	FG	FGA	Pct	3FG	FGA	Pct	FT	FTA	Pct	Off	Def	Tot	Avg	PF	FO	A	TO	Blk	Stl	Pts	Avg							
SFB	11-08-13	18	1	5	.200	0	1	.000	1	2	.500	0	1	1	1.0	1	0	0	0	0	0	1	3	3.0							
GA. SOUTHERN	11-11-13	21	1	5	.200	1	4	.250	4	4	1.000	0	1	1	1.0	4	0	2	1	0	0	7	5.0								
TEXAS SOUTHERN	11-14-13	27	4	8	.500	3	4	.750	0	1	.000	2	1	3	1.7	0	0	3	1	0	0	11	7.0								
at Charleston	11-18-13	26	1	6	.167	1	2	.500	0	0	.000	1	1	2	1.8	3	0	3	2	1	0	3	6.0								
UCF	11-21-13	26	7	10	.700	3	5	.600	0	0	.000	1	4	5	2.4	2	0	1	2	1	2	17	8.2								
vs George Washington	11-28-13	35	2	7	.286	2	5	.400	0	0	.000	0	2	2	2.3	2	0	2	3	0	2	6	7.8								
at Cal State Fullerton	11-29-13	* 36	4	12	.333	1	6	.167	0	2	.000	0	3	3	2.4	1	0	2	1	0	0	9	8.0								
vs Arizona State	12-01-13	* 36	5	10	.500	5	8	.625	4	6	.667	0	1	1	2.3	3	0	2	2	0	0	19	9.4								
at Nebraska	12-04-13	* 31	2	11	.182	1	6	.167	0	0	.000	1	1	2	2.2	2	0	2	2	0	2	5	8.9								
VIRGINIA TECH	12-08-13	* 32	4	10	.400	1	3	.333	1	2	.500	2	3	5	2.5	0	0	0	3	0	0	10	9.0								
at Savannah State	12-19-13	* 22	3	5	.600	1	2	.500	1	5	.200	0	1	1	2.4	2	0	1	3	0	1	8	8.9								
LA SALLE	12-22-13	* 25	3	8	.375	1	5	.200	1	1	1.000	0	0	0	2.2	2	0	4	1	0	0	8	8.8								
LOYOLA	12-30-13	* 31	1	6	.167	1	5	.200	5	5	1.000	0	2	2	2.2	0	0	7	3	0	2	8	8.8								
at Syracuse	01-04-14	* 20	1	3	.333	1	3	.333	2	2	1.000	0	0	0	2.0	1	0	1	1	0	0	5	8.5								
at UNC	01-08-14	* 10	0	3	.000	0	1	.000	0	0	.000	0	2	2	2.0	0	0	0	2	0	0	0	7.9								
FLORIDA STATE	01-15-14	14	0	4	.000	0	4	.000	0	0	.000	0	1	1	1.9	0	0	0	1	0	0	0	7.4								
at Georgia Tech	01-18-14	7	1	2	.500	0	0	.000	1	2	.500	0	0	0	1.8	1	0	0	1	0	0	3	7.2								
DUKE	01-22-14	15	1	4	.250	0	0	.000	0	1	.000	1	1	2	1.8	1	0	0	0	0	1	2	6.9								
SYRACUSE	01-25-14	25	5	8	.625	3	4	.750	3	3	1.000	0	2	2	1.8	3	0	0	2	1	0	16	7.4								
at Maryland	01-29-14	18	2	6	.333	1	3	.333	1	1	1.000	0	1	1	1.8	2	0	1	1	0	1	6	7.3								
NORFOLK STATE	02-01-14	19	1	5	.200	1	2	.500	1	2	.500	1	3	4	1.9	2	0	1	2	0	0	4	7.1								
PITTSBURGH	02-05-14	* 22	1	9	.111	1	3	.333	1	2	.500	0	3	3	2.0	2	0	1	1	0	1	4	7.0								
NC STATE	02-08-14	15	1	3	.333	1	3	.333	0	0	.000	0	1	1	1.9	4	0	1	3	0	0	3	6.8								
at Florida State	02-10-14	16	2	4	.500	0	1	.000	3	4	.750	1	1	2	1.9	0	0	2	0	1	0	7	6.8								
at Virginia Tech	02-15-14	9	2	8	.250	1	6	.167	0	0	.000	1	1	2	1.9	3	0	0	0	0	0	5	6.8								
NOTRE DAME	02-19-14	24	3	10	.300	2	4	.500	4	4	1.000	0	3	3	2.0	1	0	0	2	0	1	12	7.0								



ERIK SWOOPE

Senior | Forward | 6-5 | 220

#21

Lake Elsinore, Calif. | Harvard-Westlake

Swoope Season / Career Highs

Points
 Season: 14, at North Carolina, 1/8/14
 Career: 14, at North Carolina, 1/8/14
 ACC: 14, at North Carolina, 1/8/14

Rebounds
 Season: 5, vs. Pittsburgh, 2/5/14
 Career: 6, vs. NC Central 11/19/10
 ACC: 5, vs. Pittsburgh, 2/5/14

Assists
 Season: 2 at Florida State, 2/10/14
 Career: 2 (2x) last at Florida State, 2/10/14
 ACC: 2, at Florida State, 2/10/14

Steals
 Season: 2, at North Carolina, 1/8/14
 Career: 3 (3x), last vs. Rutgers 11/15/11
 ACC: 3, vs. Florida State, 1/19/11

Blocked Shots
 Season: 4, vs. Norfolk State, 2/3/14
 Career: 4, vs. Norfolk State, 2/3/14
 ACC: 2, vs. Pittsburgh, 2/5/14

Field Goals
 Season: 5, at North Carolina, 1/8/14
 Career: 5, at North Carolina, 1/8/14
 ACC: 5, at North Carolina, 1/8/14

Field Goal Attempts
 Season: 8, at North Carolina, 1/8/14
 Career: 8 (2x) last at North Carolina, 1/8/14
 ACC: 8 (2x) last at North Carolina, 1/8/14

Free Throws
 Season: 4, at North Carolina, 1/8/14
 Career: 5, vs. Pepperdine 12/30/10
 ACC: 4 (2x) last at North Carolina, 1/8/14

Free Throw Attempts
 Season: 6, vs. Duke, 1/22/14
 Career: 7, vs. Pepperdine 12/30/10
 ACC: 6, vs. Duke, 1/22/14

3-Point Field Goals
 Season: 1, at Nebraska, 12/4/13
 Career: 1 (2x) last at Nebraska, 12/4/13
 ACC: --

3-Point Field Goal Attempts
 Season: 3, at Nebraska, 12/4/13
 Career: 3, at Nebraska, 12/4/13
 ACC: 1 (3x) last at Florida State, 2/10/14

Foul Disqualifications
 Season: --
 Career: 3 - 1 in 2010-11; 2 in 2011-12
 ACC: --

Minutes
 Season: 34, vs. Pittsburgh, 2/5/14
 Career: 36, at Ole Miss 11/25/11
 ACC: 34, vs. Pittsburgh, 2/5/14

- 18+ minutes in last six games.
- Made first start of senior season at Florida State.
- Grabbed a rebound in all but six outings.
- Extremely athletic, incredible physique, bouncy.
- Attacks basket with reckless abandon, and has ability to finish plays in traffic.
- Plays both the three and four positions. Plays bigger than his height.
- Studies Dennis Rodman videos to perfect his role as a rebounder and defender.
- Lost 20 pounds since March by swimming and rowing, but gained 25 pounds on bench press, up from 340 to 365 lbs. Squats 495 lbs.
- Spent time shooting this summer, improved free throw shooting.
- Focused, diligent worker.
- Approach vertical: 40 | Bench max: 365 | 185 test: 25
- Improved bench max 275 to 340 pounds, standing vertical jump 27.5 to 32 inches and 185 test 15 to 21 reps in junior season.
- One of four seniors not recruited by Larrañaga staff. (Akpejori, Brown, Swoope, Adams).
- Born Erik Hamilton Swoope [Swope] May 8, 1992. Son of Denise and Gerald Swoope. Brother to Devin Swoope.
- Majoring in economics.
- Practicing yoga for four years.
- 2011 ACC All-Academic Basketball Team.
- Rated as No. 41 power forward by ESPN.
- As a senior, averaged 21.8 points, 8.9 rebounds, 1.6 assists and 1.5 blocks per game, converting 74 percent from field and 71 percent from foul line.
- Played AAU basketball for Pump N' Run Elite.

2010-11				2011-12				2012-13			
Opposition	P	R	A	Opposition	P	R	A	Opposition	P	R	A
Jacksonville	0	0	0	Tennessee Tech	11	6	1	Stetson	0	0	0
at Memphis	1	0	0	Rutgers	6	8	1	at FGCU	0	0	0
N.C. Central	4	6	1	UNC	8	3	1	Jacksonville	7	2	1
at Rutgers	0	0	0	FGCU	4	3	0	Detroit	0	1	0
McNeese St.	0	0	0	at Ole Miss	6	3	0	Charlotte	4	4	0
at FGCU	0	1	0	at Purdue	4	1	1	at UCF	3	0	0
UCF	0	0	0	UMass	6	2	1	at Hawai'i	0	0	0
Oral Roberts	0	0	0	Memphis	2	4	0	vs. Arizona	0	0	0
Rice	4	1	1	at West Virginia	0	3	2	La Salle	4	4	1
Akron	3	3	0	vs. FAU	2	1	0	at Georgia Tech	0	1	0
Pepperdine	13	4	1	at Charlotte	0	1	0	Maryland	0	0	0
at Duke	6	2	0	Appalachian St.	2	0	0	at Boston College	0	4	0
at Clemson	0	2	1	UNCG	0	0	0	Duke	1	0	0
BC	4	1	0	at North Carolina	0	0	0	Florida State	2	1	0
Florida St.	5	2	1	NC State	1	0	0	Boston College	0	1	0
at NC State	0	0	0	at Boston College	0	0	0	North Carolina	0	1	0
UNC	0	0	0	Maryland	0	2	0	at Florida State	2	0	0
at Virginia Tech	0	0	0	Virginia Tech	0	0	0	at Clemson	2	3	0
Georgia Tech	0	1	0	Wake Forest	0	0	0	at Wake Forest	4	2	0
Virginia	0	1	0	Boston College	0	2	0	Virginia Tech	0	1	0
at Wake Forest	0	1	0	at Georgia Tech	0	0	0	at Duke	0	2	1
Duke	0	0	0	vs. Florida State	0	0	0	Clemson	0	0	0
at UNCG	0	1	0	Minnesota	2	1	0	vs. Boston College	0	2	0
Florida St.	0	1	0					vs. NC State	0	1	0
at Georgia Tech	0	2	0					vs. North Carolina	2	0	0
Virginia	0	0	0					vs. Pacific	6	0	0
FAU	0	0	0					vs. Marquette	6	2	0
Missouri St.	0	0	0								
at Alabama	0	0	0								

SWOOPE CAREER STATISTICS

Season	GP	GS	Min.	Avg.	3-Point			Free Throws			Rebounds				Scoring										
					FG	FGA	Pct.	FT	FTA	Pct.	Off.	Def.	Tot.	Avg.	PF	FO	Ast.	TO	Blk	Stl	Pts.	Avg.			
2010-11	29	9	189	6.5	11	25	.440	0	0	.000	18	30	.600	12	17	29	1.0	26	1	5	7	2	13	40	1.4
2011-12	23	8	269	11.7	23	46	.500	0	2	.000	8	17	.471	20	20	40	1.7	46	2	7	8	10	9	54	2.3
2012-13	27	0	161	6.0	18	28	.643	1	1	1.000	6	19	.316	16	16	32	1.2	18	0	3	3	2	4	43	1.6
2013-14	24	3	338	14.1	23	56	.411	1	7	.143	21	36	.583	18	31	49	2.0	32	0	8	6	9	6	68	2.8
TOTAL	103	20	957	9.3	75	155	.484	2	10	.200	53	102	.520	66	84	150	1.5	122	3	23	24	23	32	205	2.0

SWOOPE 2013-14

Opponent	Date	TOTAL			3-PTS			FREE THROWS			REBOUNDS				PF	FO	A	TO	Blk	Stl	Pts	Avg	
		GS	Min	FG	FGA	Pct	3FG	FGA	Pct	FT	FTA	Pct	Off	Def									Tot
SFB	11-08-13	23	0	3	.000	0	0	.000	2	2	1.000	1	3	4	4.0	3	0	0	0	0	2	2.0	
GA. SOUTHERN	11-11-13	16	2	5	.400	0	0	.000	2	2	1.000	1	2	3	3.5	2	0	1	0	0	6	4.0	
TEXAS SOUTHERN	11-14-13	5	0	1	.000	0	0	.000	0	0	.000	0	2	2	3.0	1	0	0	0	0	0	2.7	
at Charleston	11-18-13	5	0	1	.000	0	0	.000	0	0	.000	0	0	0	2.3	1	0	0	0	0	0	2.0	
UCF	11-21-13	6	0	0	.000	0	0	.000	0	0	.000	0	1	1	2.0	0	0	0	0	0	1	1.6	
vs George Washington	11-28-13	3	0	0	.000	0	0	.000	0	0	.000	0	0	0	1.7	1	0	0	0	0	0	1.3	
at Cal State Fullerton	11-29-13	9	0	0	.000	0	0	.000	0	2	.000	0	2	2	1.7	0	0	0	1	0	0	1.1	
vs Arizona State	12-01-13	13	1	1	1.000	0	0	.000	1	1	1.000	0	0	0	1.5	1	0	0	0	0	3	1.4	
at Nebraska	12-04-13	8	2	5	.400	1	3	.333	0	0	.000	0	2	2	1.6	0	0	0	0	0	5	1.8	
VIRGINIA TECH	12-08-13	4	0	0	.000	0	0	.000	0	0	.000	1	1	2	1.6	0	0	1	0	0	0	1.6	
LOYOLA	12-30-13	12	1	1	1.000	0	0	.000	1	2	.500	0	1	1	1.5	0	0	0	2	1	0	3	1.7
at Syracuse	01-04-14	5	0	1	.000	0	0	.000	0	0	.000	0	0	0	1.4	0	0	0	0	0	0	1.6	
at UNC	01-08-14	25	5	8	.625	0	1	.000	4	4	1.000	1	3	4	1.6	2	0	1	2	1	2	14	2.5
FLORIDA STATE	01-15-14	9	0	2	.000	0	1	.000	0	0	.000	1	0	1	1.6	1	0	0	0	0	0	2.4	
at Georgia Tech	01-18-14	14	2	4	.500	0	1	.000	1	2	.500	1	2	3	1.7	4	0	0	0	0	0	5	2.5
DUKE	01-22-14	21	0	3	.000	0	0	.000	3	6	.500	2	2	4	1.8	0	0	1	0	0	0	3	2.6
SYRACUSE	01-25-14	3	0	2	.000	0	0	.000	0	0	.000	0	0	0	1.7	1	0	0	0	0	0	2.4	
at Maryland	01-29-14	5	0	0	.000	0	0	.000	0	0	.000	0	0	0	1.6	1	0	0	0	0	1	0	2.3
NORFOLK STATE	02-01-14	21	2	2	1.000	0	0	.000	2	4	.500	2	1	3	1.7	2	0	0	0	4	1	6	2.5
PITTSBURGH	02-05-14	34	3	3	1.000	0	0	.000	1	3	.333	3	2	5	1.9	3	0	1	0	2	0	7	2.7
NC STATE	02-08-14	24	1	2	.500	0	0	.000	1	2	.500	1	3	4	2.0	3	0	1	0	0	0	3	2.7
at Florida State	02-10-14	* 25	0	3	.000	0	1	.000	0	0	.000	0	1	1	1.9	2	0	2	0	0	1	0	2.6
at Virginia Tech	02-15-14	* 18	2	5	.400	0	0	.000	0	2	.000	3	1	4	2.0	1	0	0	0	0	0	4	2.7
NOTRE DAME	02-19-14	* 30	2	4	.500	0	0	.000	3	4	.750	1	2	3	2.0	3	0	0	1	1	0	7	2.8



SHELDON McCLELLAN

Junior | Guard | 6-5 | 206

Houston, Texas | University of Texas | Bellaire

As a Sophomore (2012-13): Played in 34 games with 15 starts ... Averaged 13.5 points, 3.9 rebounds, 0.9 assists, 0.8 steals ... Shot 38.2 percent from the field, 27.3 percent from distance and 83.3 percent at the line ... Season-high 27 points scored at Texas Tech on March 9.

As a Freshman (2011-12): Played in all 34 games with nine starts ... Second on the team in scoring (11.3 ppg) while converting 44.8 percent from the floor (129-of-288) and 75.6 percent from the free throw line (90-of-119) ... Topped the 20-point mark twice ... Double figures in scoring in 21 games ... Averaged 12.5 points in 26.1 minutes per game while hitting 54-of-118 (45.8) field goals over the last 12 contests of the season.

High School: No. 47 prospect nationally in the ESPN 100 and No. 60 prospect by Rivals.com following senior season ... Averaged a team-best 25.6 points, 7.2 rebounds, 5.0 assists and 2.0 steals per game while helping Bellaire to a 20-9 mark and the first round of the Class 5A state playoffs ... Career-high 56 points in the season-opening win against Booker T. Washington ... Averaged 20 points per game while leading Bellaire to a 35-2 record and a trip to the Class 5A regional finals in his junior season ... Coached by Bruce Glover.

Personal: Born Dec. 21, 1992 in Houston, Texas ... Full name is Sheldon Reeves McClellan ... Son of Angel Johnson (mother) ... Brother to Justin Jones ... Majoring in liberal arts ... Played AAU for Houston Select ... Cousin Jawaan McClellan played basketball for Arizona and professionally overseas ... Favorite food is a homemade sloppy joe.


McClellan Season / Career Highs

Points	Career: 27, at Texas Tech, 3/9/13
Rebounds	Career: 9, Rice, 12/29/12
Assists	Career: 3 (4x), last at Oklahoma 2/27/13
Steals	Career: 4, at Kansas, 2/16/13
Blocked Shots	Career: 1 (6x), last at Houston 3/20/13
Field Goals	Career: 10 (2x), last at Oklahoma, 1/21/13
Field Goal Attempts	Career: 20, at Oklahoma, 1/21/13
Free Throws	Career: 14, vs. Fresno State, 11/9/12
Free Throw Attempts	Career: 14, vs. Fresno State, 11/9/12
3-Point Field Goals	Career: 4 (2x), last vs. Miss State, 11/21/12
3-Point Field Goal Attempts	Career: 9, vs. Oklahoma 2/29/12
Minutes	Career: 41, at Baylor 1/5/13

2011-12				2012-13			
Opposition	P	R	A	Opposition	P	R	A
Boston Univ.	6	1	2	Fresno State	20	2	0
Rhode Island	10	2	0	Coppin State	25	2	1
vs Oregon State	12	5	1	vs Chaminade	14	1	1
vs NC State	16	3	0	vs USC	11	7	0
Sam Houston St.	12	6	0	vs Mississippi St.	19	5	1
North Texas	8	1	0	Sam Houston St.	16	8	0
at UCLA	8	2	0	UT Arlington	14	5	1
UT Arlington	23	6	0	vs Georgetown	12	4	0
Texas State	13	6	1	vs UCLA	12	2	3
Nichols State	12	3	1	Texas State	10	8	2
Temple	6	8	0	North Carolina	18	6	3
at North Carolina	16	2	0	at Michigan St.	13	2	0
Rice	19	2	0	Rice	14	9	0
at Iowa State	14	4	0	at Baylor	21	2	2
Oklahoma State	6	4	1	West Virginia	9	5	0
Texas A&M	7	0	1	at Iowa State	0	0	0
at Missouri	6	3	2	Kansas	18	1	1
at Kansas State	19	3	2	at Oklahoma	25	4	2
Kansas	11	5	1	Texas Tech	10	3	0
Iowa State	5	2	1	at Kansas State	15	4	1
at Baylor	2	0	1	TCU	15	3	0
Missouri	2	3	0	at West Virginia	14	8	1
Texas Tech	17	3	0	Oklahoma State	4	2	0
at Texas A&M	15	3	0	Iowa State	18	0	0
Kansas State	11	7	0	at Kansas	7	4	0
at Oklahoma	13	5	0	at TCU	0	0	0
at Oklahoma St.	15	2	0	Kansas State	15	5	1
Baylor	13	5	0	Oklahoma	18	3	0
at Texas Tech	7	3	1	at Oklahoma St.	0	2	0
Oklahoma	24	3	0	Baylor	23	1	0
at Kansas	6	2	2	at Texas Tech	27	4	2
vs Iowa State	9	2	0	vs TCU	12	1	1
vs Missouri	10	4	0	vs Kansas State	5	1	1
vs Cincinnati	10	2	3	at Houston	6	2	2

MCCLELLAN CAREER STATISTICS

Season	GP	GS	Min.	Avg.	FG	FGA	Pct.	3-Point			Free Throws			Rebounds				Scoring							
								FG	FGA	Pct.	FT	FTA	Pct.	Off.	Def.	Tot.	Avg.	PF	FO	Ast.	TO	Blk	Stl	Pts.	Av.
2011-12	34	9	879	25.9	129	288	.448	35	113	.310	90	119	.756	39	73	112	3.3	34	0	21	30	3	35	383	11.3
2012-13	34	15	929	27.3	136	356	.382	33	121	.273	155	186	.833	36	96	132	3.9	28	0	29	57	3	28	460	13.5
TOTAL	68	24	1808	26.6	265	644	.411	68	234	.291	245	305	.803	75	169	244	3.6	62	0	50	87	6	63	843	12.4



ANGEL RODRIGUEZ

Junior | Guard | 5-11 | 181

Cupey, P.R. | Kansas State University | Miami Krop HS

As a Sophomore (2012-13): NABC District 8 second team ... All-Big 12 Second Team ... Big 12 All-Defensive Team ... Phillips 66 All-Championship Team ... Big 12 Co-Champions ... Phillips 66 co-Big 12 Player of the Week (Feb. 18) ... Averaged 11.4 points on 36.1 percent shooting, including 34.4 percent from 3-point range, to go with 5.2 assists, 2.1 rebounds and 1.5 steals in 28.2 minutes per game ... Started all 33 games ... Hit 82.6 percent at the free throw line and posted a 2.2 assist to turnover ratio ... Led the Wildcats in 3-point field goals (55), assists (173) and steals (50) ... Second on team in scoring (11.4 ppg.), double-digit scoring games (23) and minutes per game (28.2) ... Among Top 5 in the Big 12 in assist-to-turnover ratio (second), assists (third), free throw percentage (third) and steals (fourth) ... 173 assists are second-most in a single season at K-State ... 5.24 assists per game average and 2.22 assist-to-turnover ratio rank fifth in school history ... Earned Jack Hartman Top Defensive Player and the Ernie Barrett Play Hard team awards.

As a Freshman (2011-12): Saw action in 32 games with 17 starts as a true freshman ... 17 starts all came in the last 17 games ... Fall 2011 Big 12 Commissioner's Honor Roll ... Averaged 8.3 points on 36 percent shooting (80-of-222), including 31.7 percent (32-of-101) from 3-point range, with 3.2 assists, 2.5 rebounds and 1.3 steals in 21.7 minutes per game ... Ranked among the Top 5 in seven categories, first in assists and steals, third in field goal attempts, 3-point field goals, free throws and fourth in scoring and minutes ... First freshman to pace the team in both assists and steals since Steve Henson in 1986-87 ... Ranked 11th in the Big 12 in assists, steals and assist-to-turnover ratio (1.2) ... One of just two freshmen in the league to rank in Top 15 in all three categories ... 14 double-digit points efforts ... Led the team in scoring in five games, including a season-best 17 points vs. Southern Illinois (12/22/11) ... Connected on at least two 3-point field goals in nine games, including a season-high five vs. Southern Illinois (12/22/11) ... Had a season-high six rebounds in a win at Oklahoma State (1/21/12) ... Paced the squad in assists in a team-best 13 games, including 12 in Big 12 play ... Dished out a season-best eight vs. Iowa State (2/25/12) ... Had at least five assists in eight games ... Nabbed at least one steal in 21 games, including a season-best four at Baylor (2/18/12) and Iowa State (2/25/12) ... Averaged 8.2 points on 39.1 percent shooting (45-of-115), including 31.1 percent (14-of-45), with 3.8 assists, 2.6 rebounds and 1.6 steals per game in Big 12 play ... Ranked among the Top 5 on the team in six categories in Big 12 play, including first in assists and steals, third in scoring, field goals and 3-point field goals and fourth in minutes ... Placed in the Top 10 in the Big 12 in assists (eighth), steals (fourth) and assist-to-turnover ratio (10th), the only Big 12 freshman to rank among the Top 10 in all three categories ... Started the Big 12 Championship Quarterfinal game vs. Baylor (3/8/12) and both NCAA Tournament games, the only freshman to do so on the squad ... Finished the year with double-digit points in five of the last six games ... Coached by Frank Martin.

High School: No. 4 prospect in the state of Florida by FloridaHoops.com... A three-year letterman at Dr. Michael Krop High School in Miami, Fla. ... Averaged 23 points and six assists as a senior ... Named first team All-Class 6A by the Florida Association of Basketball Coaches (FABC) ... All-Dade County team by the Miami Herald ... Had the steal and game-winning basket in a 57-55 win over Hialeah-Miami Lakes and future Kansas State teammate Adrian Diaz to capture the District 13-6A title ... Posted 32 points against Carol City (2/10/11) in the District 13-6A semifinals ... Helped the Lightning to a 26-6 record and its first trip to the Class 6A state final four as a junior in 2009-10 ... Averaged 20.9 points, seven assists and 3.9 rebounds as a junior... Miami Herald's 2009-10 Class 6A Player of the Year ... First team all-state... Second team All-Florida (all classifications) ... First team All-Class 6A by FloridaHoops.com as a junior ... Collected a team-high 23 points and eight rebounds in the loss to Orlando Dr. Phillips in the state semifinals ... Posted 39 points in the Regional Final win over Columbus ... 38 points in a win over Arlington Country Day ... Led the team in scoring and assists as a sophomore en route to guiding the Lightning to district title ... First team All-Dade County by the Miami Herald ... Injured knee during the summer after senior year of high school ... Coached by Marcos "Shakey" Rodriguez.

Personal: Angel Daniel Rodriguez Tricoche was born Dec. 5, 1992, in San Juan, Puerto Rico ... Left Puerto Rico at age 15 to come to the U.S. to play basketball ... Mother is Jacqueline Tricoche ... Has two younger brothers, Luis Rivera and Yaniel Rivera... Cousin, Javi Gonzalez, played three seasons (2007-10) at N.C. State ... Received scholarship offers from a number of schools, including Louisville, Florida and N.C. State... Major is sports administration ... Enjoys singing and watching reality TV.

Rodriguez Season / Career Highs

Points	Career: 22, vs. Baylor, 2/16/13
Rebounds	Career: 6, twice
Assists	Career: 10, twice
Steals	Career: 4, three times
Blocked Shots	Career: 1, vs. Oklahoma State, 3/3/12
Field Goals	Career: 8, vs. TCU, 3/5/13
Field Goal Attempts	Career: 19, vs. Lamar, 11/12/12
Free Throws	Career: 8, at Texas, 2/23/13
Free Throw Attempts	Career: 11, at Oklahoma State, 1/21/12
3-Point Field Goals	Career: 5, twice
3-Point Field Goal Attempts	Career: 10, vs. TCU, 3/5/13
Minutes	Career: 39, at Baylor, 2/18/12

2011-12				2012-13			
Opposition	P	R	A	Opposition	P	R	A
Charleston So.	5	2	1	North Dakota	13	2	2
Loyola Chicago	7	2	2	Lamar	19	2	4
UMES	5	2	1	Ala. Huntsville	10	5	6
George Washington	0	0	1	North Florida	2	2	6
at Virginia Tech	1	2	4	vs Delaware	12	4	5
vs West Virginia	7	4	3	vs Michigan	10	3	6
North Florida	6	4	2	USC Upstate	1	0	2
Alabama	13	3	7	at George Washington	17	0	5
vs So. Illinois	17	3	1	vs Gonzaga	14	0	3
vs UTEP	16	2	4	Texas Southern	9	1	5
vs Long Beach State	0	0	1	FLORIDA	4	1	3
Howard	11	3	2	Oklahoma State	3	3	8
at Kansas	0	1	0	at West Virginia	9	0	2
Missouri	3	2	4	at TCU	3	2	3
Baylor	7	0	1	Oklahoma	12	2	9
Texas	4	1	2	Kansas	12	5	8
at Oklahoma State	14	6	3	at Iowa State	9	1	6
at Texas Tech	8	3	3	Texas	11	2	8
Oklahoma	10	2	2	at Oklahoma	4	0	3
at Iowa State	8	3	5	at Texas Tech	13	0	2
Texas A&M	13	5	4	Iowa State	20	2	3
Texas Tech	7	2	3	at Kansas	17	2	6
at Texas	15	2	3	Baylor	22	5	7
Kansas	0	2	5	West Virginia	11	0	10
at Baylor	15	3	6	at Texas	16	2	7
at Missouri	7	3	6	Texas Tech	16	4	7
Iowa State	11	2	8	at Baylor	13	3	8
at Texas A&M	13	2	8	TCU	21	0	10
Oklahoma State	5	5	5	at Oklahoma State	10	5	6
vs Baylor	12	1	2	vs Texas	13	3	5
vs Southern Miss	13	3	4	vs Oklahoma State	17	6	4
vs Syracuse	12	4	1	vs Kansas	10	1	1
				vs La Salle	2	1	4

RODRIGUEZ CAREER STATISTICS

Season	GP	GS	Min.	Avg.	FG	FGA	Pct.	3-Point			Free Throws			Rebounds				Scoring							
								FG	FGA	Pct.	FT	FTA	Pct.	Off.	Def.	Tot.	Avg.	PF	FO	Ast.	TO	Blk	Stl	Pts.	Av.
2011-12	32	7	694	21.7	80	222	.360	32	101	.317	73	106	.689	18	61	79	2.5	89	4	101	85	1	41	265	8.3
2012-13	33	33	930	28.2	115	319	.361	55	160	.344	90	109	.826	18	51	69	2.1	70	1	173	78	0	50	375	11.4
Totals	65	40	1,624	25.0	195	541	.360	87	261	.333	163	215	.758	36	112	148	2.3	159	5	274	163	1	91	640	9.8



DEANDRE BURNETT

Freshman | Guard | 6-2 | 191

#1

Miami, Fla. | Carol City HS

As a Freshman (2013-14): Injured left wrist in early November and is expected to redshirt freshman season.

High School: A 2012 *Parade All-American*, one of only two players from the state of Florida and one of five Atlantic Coast Conference recruits to earn the honor ... Third in the nation in scoring as a high school senior ... As a senior, averaged 37 ppg, 5 apg, and 6 rpg ... Notched 45 points three times in his final prep season ... Recorded 25 points and 11 assists in first game Coach L saw him play ... Class AA Player of the Year ... All-state ... First team Miami-Dade County ... As a junior, averaged 28 ppg ... Played for Barry Robinson at Carol City High School ... Earned varsity letters all four years ... On academic on honor roll ... Played final year at Massanutten Military Academy in Virginia.

Personal: Name is Deandre, but goes by Dre ... Born January 21, 1994 ... Son of Varondria Burnett and James Cook ... Brother to Dalvin, James, Daneisha, Jamiya, and Jameisha ... Grew up a Canes fan ... Also recruited by South Carolina, Ole Miss, Marshall, Virginia, and La Salle ... Majoring in sports administration ... Played AAU for Team U ... Larranaga's third signee from the state of Florida, joining former Hurricane Shane Larkin (Dr. Phillips) and current sophomore Tonye Jekiri (Champagnat).



MIKE FERNANDEZ

Freshman | Guard | 6-1 | 189

#11

Coral Gables, Fla. | Belen Jesuit

High School: All-Dade county team honorable mention two years .. Dade vs. Palm Beach County all-star game ... Averaged 8.0 ppg senior year ... Hit 40 percent of field goals senior year ... Three-year varsity letterman ... Two-year starter at guard ... Coached by Jose Roca ... Honor roll ... Played water polo, winning second place at state ... Also on track team.

Personal: Born Michael Brandon Fernandez April 5, 1995 ... Son of Ilena and Joaquin Novoa and Mike and Constance Fernandez ... Brother to George, Alexander, Cristofer and Michelle Fernandez, and Joaquin Novoa ... Majoring in finance ... First language is Spanish ... Played AAU for Gold Coast: Team Miami ... Recruited by Cornell University.

Fernandez Season Highs

Minutes
Season: 2, vs. Loyola, 12/30/13



JUSTIN HELLER

Senior | Guard | 6-2 | 177

#12

Boca Raton, Fla. | West Boca Raton Community

ACC Academic Honor Roll

As a Senior (2013-14): Put on scholarship for his final semester as a Cane.

As a Junior (2012-13): ACC Academic Honor Roll ... Walk on who played in nine games ... In three minutes against Charlotte grabbed three rebounds and scored two points ... Pulled down a board and notched an assist vs. Florida State.

As a Sophomore (2011-12): Played in seven games, including four ACC matchups ... Attempted two shots, including one three pointer ... Grabbed a pair of defensive rebounds ... Season highs include one field goal attempt against Boston College and Wake Forest, one three-point attempt vs. Boston College, two rebounds against Appalachian State and two minutes vs. App State ... Book Buster (3.0 GPA)... Athletics Director Honor Roll (3.2 GPA).

As a Freshman (2010-11): Walked onto the team... Practiced, but did not see any game time.

High School: After transferring to West Boca, played one year of varsity basketball for the Bulls... Among top 30 three-point scorers in Palm Beach County in 2009-10... The Bulls were the only team to beat powerhouse Dwyer, the top-ranked high school in the county, with an 82-73 victory.

Personal: Born Justin Ryan Heller on Dec. 26, 1991 ... Son of Neal Heller and Liz Heller ... Brother to Anthony Anderson ... Majoring in business, with aspirations of becoming a CEO... Recruited by American and North Florida ... Nickname is J-Hell.

2011-12				2012-13			
Opposition	P	R	A	Opposition	P	R	A
at Charlotte	0	0	0	Jacksonville	0	0	0
Appalachian St.	0	2	0	Charlotte	2	3	0
at Boston College	0	0	0	at UCF	0	0	1
Virginia Tech	0	0	0	at Hawai'i	0	0	0
Wake Forest	0	0	0	Duke	0	0	0
Boston College	0	0	0	Florida State	0	1	1
Minnesota	0	0	0	Boston College	0	0	0
				North Carolina	0	0	0
				vs. Pacific	0	0	0

Heller Season / Career Highs

Points
Season: --
Career: 2, vs. Charlotte, 12/14/12

Rebounds
Season: 1, vs. Loyola, 12/30/13
Career: 3, vs. Charlotte, 12/14/12

Assists
Season: --
Career: 1 (2x) last vs. Florida State, 1/27/13

Steals

Season: --
Career: --

Blocked Shots

Season: --
Career: --

Field Goals

Season: --
Career: 1, vs. Charlotte, 12/14/12

Field Goal Attempts

Season: --
Career: 1 (5x), last vs. Florida State, 1/27/13

Free Throws

Season: --
Career: --

Free Throw Attempts

Season: --
Career: 2, vs. Charlotte, 12/14/12

3-Point Field Goals

Season: --
Career: --

3-Point Field Goal Attempts

Season: --
Career: 1 (2x) last vs. Florida State, 1/27/13

Foul Disqualifications

Season: --
Career: --

Minutes

Season: 2, vs. Loyola, 12/30/13
Career: 3, vs. Charlotte, 12/14/12

2013-14 Miami Men's Basketball
University of Miami Combined Team Statistics (as of Feb 19, 2014)
Conference games

RECORD:	OVERALL	HOME	AWAY	NEUTRAL
ALL GAMES	4-9	1-6	3-3	0-0
CONFERENCE	4-9	1-6	3-3	0-0
NON-CONFERENCE	0-0	0-0	0-0	0-0

##	Player	gp-gs	min	avg	Total		3-Point		F-Throw		Rebounds			pf	dq	a	to	blk	stl	pts	avg				
					fg-fga	fg%	3fg-fga	3fg%	ft-fta	ft%	off	def	tot									avg			
15	Rion Brown	13-12	453	34.8	63-154	.409	32-88	.364	38-48	.792	19	60	79	6.1	25	0	20	16	2	8	196	15.1			
25	Garrus Adams	13-13	449	34.5	45-124	.363	13-49	.265	25-48	.521	9	44	53	4.1	26	0	43	19	3	11	128	9.8			
20	Manu Lecomte	13-7	361	27.8	34-85	.400	10-29	.345	27-36	.750	9	13	22	1.7	21	0	33	31	0	5	105	8.1			
22	Donnavan Kirk	13-13	346	26.6	37-80	.463	9-25	.360	12-21	.571	23	31	54	4.2	27	1	2	15	16	4	95	7.3			
05	Davon Reed	13-4	227	17.5	23-74	.311	11-35	.314	16-21	.762	5	19	24	1.8	18	0	6	17	2	4	73	5.6			
35	James Kelly	11-3	162	14.7	19-47	.404	6-15	.400	9-12	.750	9	21	30	2.7	17	0	3	7	2	4	53	4.8			
21	Erik Swoope	13-3	217	16.7	15-37	.405	0-4	.000	13-23	.565	14	17	31	2.4	21	0	7	3	4	4	43	3.3			
23	Tonye Jekiri	13-7	280	21.5	17-46	.370	0-0	.000	8-18	.444	28	45	73	5.6	34	2	10	12	11	9	42	3.2			
04	Raphael Akpejori	12-3	155	12.9	3-9	.333	0-0	.000	7-13	.538	11	15	26	2.2	22	1	0	4	7	1	13	1.1			
Team											19	29	48												8
Total.....		13	2650	256-656		.390	81-245	.331	155-240	.646	146	294	440	33.8	211	4	124	132	47	50	748	57.5			
Opponents.....		13	2650	272-685		.397	91-259	.351	146-213	.685	155	295	450	34.6	209	2	146	119	39	65	781	60.1			

TEAM STATISTICS	UM	OPP	Date	Opponent	Score	Att.
SCORING	748	781	* 12-08-13	VIRGINIA TECH	Lot 60-61	6270
Points per game	57.5	60.1	* 01-04-14	at Syracuse	L 44-49	21839
Scoring margin	-2.5	-	* 01-08-14	at North Carolina	W 63-57	17569
FIELD GOALS-ATT	256-656	272-685	* 01-15-14	FLORIDA STATE	L 53-63	7413
Field goal pct	.390	.397	* 01-18-14	at Georgia Tech	W 56-42	8072
3 POINT FG-ATT	81-245	91-259	* 01-22-14	DUKE	L 46-67	7972
3-point FG pct	.331	.351	* 01-25-14	SYRACUSE	L 52-64	7122
3-pt FG made per game	6.2	7.0	* 01-29-14	at Maryland	L 71-74	12061
FREE THROWS-ATT	155-240	146-213	* 02-05-14	PITTSBURGH	Lot 55-59	5053
Free throw pct	.646	.685	* 02-08-14	NC STATE	L 55-56	6666
F-Throws made per game	11.9	11.2	* 02-10-14	at Florida State	W 77-73	7641
REBOUNDS	440	450	* 02/15/14	at Virginia Tech	L 45-52	5105
Rebounds per game	33.8	34.6	* 02-19-14	NOTRE DAME	W 71-64	5133
Rebounding margin	-0.8	-				
ASSISTS	124	146	\$ = Wooden Legacy - Charleston, S.C.			
Assists per game	9.5	11.2	& = Wooden Legacy - Anaheim, Calif.			
TURNOVERS	132	119	* = Conference game			
Turnovers per game	10.2	9.2				
Turnover margin	-1.0	-				
Assist/turnover ratio	0.9	1.2				
STEALS	50	65				
Steals per game	3.8	5.0				
BLOCKS	47	39				
Blocks per game	3.6	3.0				
ATTENDANCE	45629	72287				
Home games-Avg/Game	7-6518	6-12048				
Neutral site-Avg/Game	-	0-0				

Score by Periods	1st	2nd	OT	Totals
University of Miami	353	382	13	748
Opponents	338	425	18	781

2013-14 Miami Men's Basketball
University of Miami Combined Team Statistics (as of Feb 19, 2014)
All games

RECORD:	OVERALL	HOME	AWAY	NEUTRAL
ALL GAMES	13-13	6-8	6-4	1-1
CONFERENCE	4-9	1-6	3-3	0-0
NON-CONFERENCE	9-4	5-2	3-1	1-1

##	Player	gp-gs	min	avg	Total		3-Point		F-Throw		Rebounds				pf	dq	a	to	blk	stl	pts	avg
					fg-fga	fg%	3fg-fga	3fg%	ft-fta	ft%	off	def	tot	avg								
15	Rion Brown	26-25	904	34.8	126-304	.414	52-156	.333	78-98	.796	43	123	166	6.4	47	0	60	40	3	23	382	14.7
25	Garrius Adams	26-26	885	34.0	86-239	.360	24-96	.250	69-104	.663	20	102	122	4.7	51	1	77	48	5	33	265	10.2
22	Donnavan Kirk	26-26	744	28.6	89-190	.468	12-39	.308	34-56	.607	63	82	145	5.6	55	1	5	33	45	11	224	8.6
20	Manu Lecomte	26-14	711	27.3	66-160	.413	21-53	.396	49-63	.778	17	34	51	2.0	48	0	63	47	1	15	202	7.8
35	James Kelly	23-11	454	19.7	64-126	.508	15-34	.441	18-27	.667	24	68	92	4.0	40	0	13	17	11	11	161	7.0
05	Davon Reed	26-10	580	22.3	58-172	.337	32-90	.356	33-49	.673	11	40	51	2.0	42	0	36	40	4	14	181	7.0
23	Tonye Jekiri	26-12	514	19.8	42-98	.429	0-0	.000	13-26	.500	42	80	122	4.7	66	4	17	25	20	15	97	3.7
21	Erik Swoope	24-3	338	14.1	23-56	.411	1-7	.143	21-36	.583	18	31	49	2.0	32	0	8	6	9	6	68	2.8
04	Raphael Akpejori	18-3	187	10.4	4-11	.364	0-0	.000	9-15	.600	11	20	31	1.7	31	1	0	5	9	1	17	0.9
11	Mike Fernandez	2-0	3	1.5	0-0	.000	0-0	.000	0-0	.000	0	0	0	0.0	0	0	0	3	0	0	0	0.0
12	Justin Heller	2-0	3	1.5	0-0	.000	0-0	.000	0-0	.000	0	1	1	0.5	0	0	0	1	0	0	0	0.0
03	Steve Sorenson	2-0	2	1.0	0-0	.000	0-0	.000	0-0	.000	0	0	0	0.0	0	0	0	0	0	0	0	0.0
Team											41	42	83				8					
Total.....		26	5325		558-1356	.412	157-475	.331	324-474	.684	290	623	913	35.1	412	7	279	273	107	129	1597	61.4
Opponents.....		26	5325		552-1383	.399	177-509	.348	272-412	.660	286	583	869	33.4	427	3	288	265	69	137	1553	59.7

TEAM STATISTICS	UM	OPP	Date	Opponent	Score	Att.
SCORING	1597	1553	11-08-13	ST. FRANCIS BROOKLYN	Lot 62-66	6060
Points per game	61.4	59.7	11-11-13	GEORGIA SOUTHERN	Wot 81-80	4654
Scoring margin	+1.7	-	11-14-13	TEXAS SOUTHERN	W 84-69	4728
FIELD GOALS-ATT	558-1356	552-1383	\$ 11-18-13	at College of Charleston	W 70-54	4018
Field goal pct	.412	.399	11-21-13	UCF	L 58-63	4895
3 POINT FG-ATT	157-475	177-509	& 11-28-13	vs George Washington	Lot 63-71	1966
3-point FG pct	.331	.348	& 11-29-13	at Cal State Fullerton	W 48-46	1857
3-pt FG made per game	6.0	6.8	& 12-01-13	vs Arizona State	W 60-57	6007
FREE THROWS-ATT	324-474	272-412	12-04-13	at Nebraska	L 49-60	15088
Free throw pct	.684	.660	* 12-08-13	VIRGINIA TECH	Lot 60-61	6270
F-Throws made per game	12.5	10.5	12-19-13	at Savannah State	W 68-51	3370
REBOUNDS	913	869	12-22-13	LA SALLE	W 71-58	4837
Rebounds per game	35.1	33.4	12-30-13	LOYOLA	W 71-48	5166
Rebounding margin	+1.7	-	* 01-04-14	at Syracuse	L 44-49	21839
ASSISTS	279	288	* 01-08-14	at North Carolina	W 63-57	17569
Assists per game	10.7	11.1	* 01-15-14	FLORIDA STATE	L 53-63	7413
TURNOVERS	273	265	* 01-18-14	at Georgia Tech	W 56-42	8072
Turnovers per game	10.5	10.2	* 01-22-14	DUKE	L 46-67	7972
Turnover margin	-0.3	-	* 01-25-14	SYRACUSE	L 52-64	7122
Assist/turnover ratio	1.0	1.1	* 01-29-14	at Maryland	L 71-74	12061
STEALS	129	137	02-01-14	NORFOLK STATE	W 64-49	5127
Steals per game	5.0	5.3	* 02-05-14	PITTSBURGH	Lot 55-59	5053
BLOCKS	107	69	* 02-08-14	NC STATE	L 55-56	6666
Blocks per game	4.1	2.7	* 02-10-14	at Florida State	W 77-73	7641
ATTENDANCE	81096	104593	* 02-15-14	at Virginia Tech	L 45-52	5105
Home games-Avg/Game	14-5793	10-9662	* 02-19-14	NOTRE DAME	W 71-64	5133
Neutral site-Avg/Game	-	2-3986				

\$ = Wooden Legacy - Charleston, S.C.

& = Wooden Legacy - Anaheim, Calif.

* = Conference game

Score by Periods	1st	2nd	OT	Totals
University of Miami	750	810	37	1597
Opponents	663	837	53	1553