



2015 MIAMI BASEBALL GAME NOTES

Miami Athletic Communications • 5821 San Amaro Drive • Coral Gables, FL 33146

HurricaneSports.com • Facebook: Facebook.com/TheUBaseball • Twitter: @CanesBaseball • Instagram: @TheUBaseball

Home to Four National Championships (1982, 1985, 1999, 2001) and 42 Consecutive NCAA Postseason Appearances

GAME INFORMATION

Date: Wednesday, Feb. 18, 2015 | 6:30 p.m.
Site: Boca Raton, Fla. / FAU Baseball Stadium (2,000)

Student Radio: WVUM 90.5 FM | WVUM.org (all games)
 • Talent: AJ Ricketts, Jorge Salas, Harry Kroll, Oliver Redsten

Live Stats: FAUSports.com
Twitter Updates: @CanesBaseball / @MiamiHurricanes
Postgame Recap: HurricaneSports.com

Series: Miami leads, 55-12
Miami: Miami leads, 46-10
Boca Raton: Miami leads, 8-2
Neutral Site: Miami leads, 1-0
First Meeting: March 14, 1973 – Miami lost, 1-3
Last Meeting: April 23, 2014 - Miami won, 10-9
Streak: Miami, two wins

#8 MIAMI 4-0, 0-0 ACC

2014: 44-19, 24-6 ACC (first place, Coastal)
Last Game: Feb. 15, 2015
 25-4 win, Rutgers

Head Coach: Jim Morris (Elon, 1973)
DI Career: 1,439-631-4 (34th season)
at UM: 935-364-3 (22nd season)
vs RU: 33-9-0

Starter: SO RHP Derik Beuprez (1-0, 2.45 ERA)

FAU 3-0, 0-0 C-USA

2014: 28-25, 14-16 C-USA
Last Game: Feb. 15, 2015
 5-4 win, UConn

Head Coach: John McCormack (Lynn, 1990)
Career: 204-144 (seventh season)
at FAU: 204-144 (seventh season)

Twitter: @FAU_Baseball


Starter: JR LHP Brandon Rhodes (0-0, 0.00 ERA)

UM ATHLETICS COMMUNICATIONS

Camron Ghorbi (Miami, 2011)
 c.ghorbi@miami.edu | @CamronGhorbi
 (305) 284-3230 (office)
 (786) 877-7329 (cell)




GAME 5 BOCA RATON, FLA. (FAU BASEBALL STADIUM)



#8 **MIAMI HURRICANES** (4-0, 0-0 ACC)
Head Coach: Jim Morris (Elon, 1973)
Career Division I Record: 1,439-631-4 (34th season) | **Record at Miami:** 935-364-3 (22nd season)

VS.



FLORIDA ATLANTIC OWLS (3-0, 0-0 C-USA)
Head Coach: John McCormack (Lynn, 1990)
Career Division I Record: 204-144 (seventh season) | **Record at FAU:** 204-144 (seventh season)

MIDWEEK STORY LINES

- The Miami Hurricanes make their **first road trip** of 2015 Wednesday when they travel to FAU. First pitch is at **6:30 p.m.**
- Miami opened its season with a sweep of Rutgers at Mark Light Field - the Hurricanes' **first four-game sweep since 2003** against Savannah St. Miami has not lost a weekend series since **March 2014** vs. Virginia - a stretch of **nine straight sets**.
- **Miami is ranked in the top 15 of every major college baseball preseason poll.** The Hurricanes check in at #8 in *Baseball America's* rankings, #10 in *Perfect Game*, #11 by NCBWA, #14 by *Collegiate Baseball* and #14 in the Coaches Poll.
- Miami took **two of three** from FAU in 2014, including a **10-9 road win on April 23.** Miami has a **55-12 all-time series lead** over FAU, including an **8-2 all-time record in Boca Raton.** UM will host the final two games in 2015 (April 8, April 22).
- Head coach Jim Morris improved his record to **19-3 on Opening Day** at Miami with a 5-2 win over Rutgers on Feb. 13.
- Miami captured the **2014 ACC Baseball Regular Season Championship**, finishing atop the ACC with a **24-6 record.**
- UM earned one of **16 NCAA Regional host sites in 2014**, extending its own postseason record to **42 consecutive years.**
- A number of Hurricanes have earned **2015 Preseason All-America accolades**, including Zack Collins, Bryan Garcia, Andrew Suarez & David Thompson. **Collins was a unanimous first-team selection** on all major Preseason All-America lists.
- Morris became just the **eighth coach in Division I baseball history** to accumulate **1,400 wins** in 2014. With Miami's win over Rutgers in Sunday's finale, Morris moved into **eighth-place in all-time wins (1,439)** for any coach (four-year college).

PROJECTED STARTERS TOP PERFORMERS



Miami:
 RHP Derik Beuprez
 1-0, 2.45 ERA



FAU:
 LHP Brandon Rhodes
 0-0, 0.00 ERA



JR OF Ricky Eusebio

- .583 AVG (7-for-12 in four starts)
- Team-high totals of 8 R, 3 SB
- Game-winning 2B in finale vs. RU
- 5 BB and just 1K in first series
- Had 11 total bases & .917 SLG%



JR 3B David Thompson

- Hit team's first HR of '15 (3R, 2/15)
- Team-high 12 total bases vs. RU
- Tied for team high with 8 runs
- Started all four games at 3B
- HR was first since freshman season

POTENTIAL STARTING LINEUP

Pos.	#	Player	AVG	AB	R	H	2B	3B	HR	RBI	SB-SBA
C	0	Zack Collins	.333	12	4	4	2	1	0	6	2-2
1B	17	Christopher Barr	.357	14	3	5	2	0	0	2	0-0
2B	4	Johnny Ruiz	.200	15	2	3	0	0	0	5	0-0
SS	7	George Iskenderian	.500	14	4	7	1	1	0	6	0-0
3B	8	David Thompson	.375	16	8	6	1	1	1	6	1-1
LF	45	Carl Chester	.278	18	3	5	2	0	0	3	0-2
CF	2	Ricky Eusebio	.583	12	8	7	2	1	0	3	3-3
RF	13	Willie Abreu	.300	10	3	3	0	0	0	2	0-0
DH	40	Garrett Kennedy	.455	11	6	5	3	0	0	3	0-0

UNIVERSITY INFORMATION

Location	Coral Gables, Fla.
Enrollment	15,629
Founded	1925
Nickname	Hurricanes
Colors	Orange (PMS 1665), Green (PMS 3435) and White
President	Donna E. Shalala
Athletics Director	Blake James
Conference	Atlantic Coast Conference
Stadium / Capacity	Alex Rodriguez Park at Mark Light Field / 4,999

BASEBALL COACHING / SUPPORT STAFF

Head Coach	Jim Morris
Record at Miami / Seasons	935-364-3 (.717) / 21
Career Division I Record / Seasons	1,439-631-4 (.694) / 33
Career Coaching Record / Seasons	1,570-671-4 (.698) / 37
Assistant Coach / Recruiting Coordinator / Hitting	Gino DiMare (Miami, 1998)
Assistant Coach / Pitching	J.D. Arteaga (Miami, 2002)
Assistant Coach / Catchers	Michael DeLucia (Campbell, 2013)
Strength & Conditioning Coach	Brian Gabriel (Incarnate Word, 1996)
Athletic Trainer	Kenny Johnson (FIU, 2009)
Director of Baseball Operations / Camps	Robert "G.M." McDaniel (FIU, 2003)

PROGRAM HISTORY

First Year of Baseball	1940
All-Time Program Record	2,409-973-18 (.708)
College World Series Appearances / Last	23 / 2008
College World Series Record	47-38 (.553)
NCAA Regional Appearances/ Last	43 / 2014
NCAA Regional Record	119-43 (.734)
Last Postseason Opponent	Texas Tech / 2014 Coral Gables Regional

TEAM INFORMATION

2014 Overall Record	44-19
2014 ACC Record / Finish	24 - 6 / 1st Place (Coastal Division, ACC)
Letterwinners Returning / Lost	21 / 12

POSTSEASON HISTORY

National Championships: 4 (1982, 1985, 1999, 2001)
ACC Championships: 1 (2008)
College World Series Appearances: 23 (1974, 1978, 1979, 1980, 1981, 1982, 1984, 1985, 1986, 1988, 1989, 1992, 1994, 1995, 1996, 1997, 1998, 1999, 2001, 2003, 2004, 2006, 2008)
Super Regional Appearances: 10 (1999, 2000, 2001, 2002, 2003, 2004, 2005, 2006, 2008, 2010)
Super Regional Titles: 6 (1999, 2001, 2003, 2004, 2006, 2008)
NCAA Regional Appearances: 43 (1971, 1973, 1974, 1975, 1976, 1977, 1978, 1979, 1980, 1981, 1982, 1983, 1984, 1985, 1986, 1987, 1988, 1989, 1990, 1991, 1992, 1993, 1994, 1995, 1996, 1997, 1998, 1999, 2000, 2001, 2002, 2003, 2004, 2005, 2006, 2007, 2008, 2009, 2010, 2011, 2012, 2013, 2014)
NCAA Regional Titles: 27 (1974, 1978, 1979, 1980, 1981, 1982, 1984, 1985, 1986, 1988, 1989, 1992, 1994, 1995, 1996, 1997, 1998, 1999, 2001, 2002, 2003, 2004, 2005, 2006, 2008, 2010)

2015 SCHEDULE (4-0, 0-0 ACC)

DATE	DAY	OPPONENT	TIME (ET)	RESULT
Feb. 5	Thursday	First Pitch Banquet**	6:00 p.m.	
Feb. 7	Saturday	FanFest & Alumni Game**	4:00 p.m.	W (4-1)*
Feb. 13	Friday	RUTGERS	7:00 p.m.	W (5-2)
Feb. 14	Saturday	RUTGERS (G1)	2:00 p.m.	W (9-5)
Feb. 14	Saturday	RUTGERS (G2)	7:00 p.m.	W (9-3)
Feb. 15	Sunday	RUTGERS	1:00 p.m.	W (25-4)
Feb. 18	Wednesday	at FAU	6:30 p.m.	
Feb. 20	Friday	at Florida	7:00 p.m.	
Feb. 21	Saturday	at Florida	7:30 p.m.	
Feb. 22	Sunday	at Florida	1:00 p.m.	
Feb. 25	Wednesday	BARRY	6:00 p.m.	
Feb. 27	Friday	WRIGHT STATE	7:00 p.m.	
Feb. 28	Saturday	WRIGHT STATE	7:00 p.m.	
March 1	Sunday	WRIGHT STATE	1:00 p.m.	
March 3	Tuesday	at Miami Marlins (exhibition)	1:05 p.m.	
March 4	Wednesday	FGCU	6:00 p.m.	
March 6	Friday	at Louisville*	3:00 p.m.	
March 7	Saturday	at Louisville*	1:00 p.m.	
March 8	Sunday	at Louisville*	1:00 p.m.	
March 10	Tuesday	at FGCU	6:30 p.m.	
March 11	Wednesday	STETSON	6:00 p.m.	
March 13	Friday	NC STATE*	7:00 p.m.	
March 14	Saturday	NC STATE*	7:00 p.m.	
March 15	Sunday	NC STATE*	1:00 p.m.	
March 17	Tuesday	ARMY	6:00 p.m.	
March 20	Friday	at Wake Forest*	6:00 p.m.	
March 21	Saturday	at Wake Forest*	4:00 p.m.	
March 22	Sunday	at Wake Forest*	1:00 p.m.	
March 25	Wednesday	FGCU	6:00 p.m.	
March 27	Friday	at North Carolina*	6:30 p.m.	
March 28	Saturday	at North Carolina*	3:00 p.m.	
March 29	Sunday	at North Carolina*	1:00 p.m.	
April 1	Wednesday	BETHUNE-COOKMAN	6:00 p.m.	
April 3	Friday	DUKE*	7:00 p.m.	
April 4	Saturday	DUKE*	7:00 p.m.	
April 5	Sunday	DUKE*	1:00 p.m.	
April 8	Wednesday	FAU	6:00 p.m.	
April 10	Friday	VIRGINIA TECH*	7:00 p.m.	
April 11	Saturday	VIRGINIA TECH*	7:00 p.m.	
April 12	Sunday	VIRGINIA TECH*	1:00 p.m.	
April 15	Wednesday	UCF	6:00 p.m.	
April 17	Friday	at Virginia*	6:00 p.m.	
April 18	Saturday	at Virginia*	4:00 p.m.	
April 19	Sunday	at Virginia*	1:00 p.m.	
April 22	Wednesday	FAU	6:00 p.m.	
April 24	Friday	FLORIDA STATE*	7:00 p.m.	
April 25	Saturday	FLORIDA STATE*	7:00 p.m.	
April 26	Sunday	FLORIDA STATE*	1:00 p.m.	
May 2	Saturday	at Pittsburgh* (G1)	1:00 p.m.	
May 2	Saturday	at Pittsburgh* (G2)	7:00 p.m.	
May 3	Sunday	at Pittsburgh	1:00 p.m.	
May 6	Wednesday	BETHUNE-COOKMAN	6:00 p.m.	
May 8	Friday	NEW YORK TECH	7:00 p.m.	
May 9	Saturday	NEW YORK TECH	7:00 p.m.	
May 10	Sunday	NEW YORK TECH	1:00 p.m.	
May 14	Thursday	GEORGIA TECH*	7:00 p.m.	
May 15	Friday	GEORGIA TECH*	7:00 p.m.	
May 16	Saturday	GEORGIA TECH*	1:00 p.m.	
May 20-24		2015 ACC Championship (Durham, N.C)		
May 30 - June 25		2015 NCAA Baseball Championship		

* indicates Atlantic Coast Conference game

BASEBALL

2015 UNIVERSITY OF MIAMI BASEBALL ROSTER

No.	Name	Pos.	B/T	HT.	WT.	Year	Hometown / High School / Previous School
0	Zack Collins	C	L/R	6-3	220	Soph.	Pembroke Pines, Fla. / American Heritage
2	Ricky Eusebio	OF	R/R	5-11	195	Jr.	Homestead, Fla. / Gulliver Prep
4	Johnny Ruiz	INF	L/R	5-11	195	Soph.	Coral Gables, Fla. / Westminster Christian
7	George Iskenderian	INF	R/R	6-0	190	Jr.	Englewood Cliffs, N.J. / Don Bosco Prep (Indian River CC)
8	David Thompson	3B	R/R	6-2	220	Jr.	Miami, Fla. / Westminster Christian
9	Sebastian Diaz	INF	R/R	6-0	180	Soph.	Southwest Ranches, Fla. / University
10	Justin Smith	OF	R/R	6-2	205	Fr.	St. John's, Fla. / Bartram Trail
13	Willie Abreu	OF	L/L	6-4	225	Soph.	Hialeah, Fla. / Mater Academy
14	Danny Garcia	LHP	L/L	6-1	195	Soph.	Miami, Fla. / Westwood Christian
17	Christopher Barr	1B/OF	L/L	6-1	200	Soph.	Royal Palm Beach, Fla. / Royal Palm Beach
18	Michael Mediavilla	LHP	L/L	6-5	225	Fr.	Hialeah, Fla. / Mater Academy
19	Bryan Garcia	RHP	R/R	6-1	205	Soph.	Miami, Fla. / Christopher Columbus
22	Luke Spangler	LHP	L/L	6-0	160	Fr.	Cape Coral, Fla. / Cape Coral
24	Jacob Heyward	OF	R/R	6-3	201	Soph.	McDonough, Ga. / Eagle's Landing Christian
27	Ryan Otero	RHP	R/R	6-5	205	R-Jr.	Coral Gables, Fla. / Ransom Everglades School
28	Malik Rosier	OF	R/R	6-3	213	Fr.	Mobile, Ala. / Faith Academy
30	Andrew Suarez	LHP	L/L	6-2	205	R-Jr.	Miami, Fla. / Christopher Columbus
31	Sam Abrams	RHP	R/R	5-9	175	Sr.	Miami, Fla. / Killian
32	Andy Honiotes	RHP	R/R	6-3	190	Fr.	Geneva, Ill. / Geneva Community
34	Derik Beauprez	RHP	L/R	6-5	233	Soph.	Cherry Hills Village, Colo. / Cherry Creek
35	Devin Meyer	RHP	L/R	6-3	180	Fr.	Coral Springs, Fla. / Coral Springs Christian Academy
37	Keven Pimentel	RHP	R/R	6-3	224	Fr.	Huntington Station, N.Y. / Montverde Academy
38	Daniel Briggi	RHP	R/R	6-0	190	Sr.	Croton, N.Y. / Hendrick Hudson
39	Cooper Hammond	RHP	R/R	6-3	205	Soph.	Venice, Fla. / Venice Senior
40	Garrett Kennedy	C	L/R	6-1	210	Sr.	Davie, Fla. / Archbishop McCarthy
42	Edgar Michelangeli	INF	R/R	6-1	210	R-Soph.	Miami, Fla. / Florida Christian
43	Thomas Woodrey	LHP	L/L	6-3	205	Jr.	Lighthouse Point, Fla. / Cardinal Gibbons
44	Peter Crocitto	1B	R/R	6-0	205	Fr.	Palm City, Fla. / South Fork
45	Carl Chester	OF	R/R	6-0	190	Fr.	Longwood, Fla. / Lake Brantley
47	Enrique Sosa	RHP	R/R	5-10	180	Jr.	Panama City, Panama / Acad. Interamericana de Panama
49	Daniel Epstein	LHP	L/L	6-0	160	Fr.	Weston, Fla. / University School
51	Brandon Lopez	SS	R/R	6-1	170	Jr.	Miramar, Fla. / American Heritage
52	Daniel Sayles	LHP	L/L	6-4	212	Sr.	Wauwatosa, Wisc / Wauwatosa E / Sac. City College
55	Jesse Lepore	RHP	R/R	6-4	210	Fr.	Beverly Hills, Fla. / Trinity Catholic

Head Coach: Jim Morris, Elon (1973), 22nd season

Assistant Coaches: Gino DiMare, Miami (1998), 16th season

J.D. Arteaga, Miami (2002), 13th season

Michael DeLucia, Campbell (2013), 1st season

Strength & Conditioning Coach: Brian Gabriel, Incarnate Word (1996), 2nd season

Director of Baseball Operations & Camps: Robert McDaniel, FIU (2003), 15th season

Athletic Trainer: Kenny Johnson, FIU (2009), 3rd season

PRONUNCIATION GUIDE

Willie Abreu	uh-BRAY-oo
Derik Beauprez	boh-PRAY
Peter Crocitto	cruh-SHEE-toe
Ricky Eusebio	you-SAY-bee-oh
George Iskenderian	ehsk-in-DARE-ee-an
Jesse Lepore	le-POOR-ee
Michael Mediavilla	me
Edgar Michelangeli	my-cuh-LANJ-uh-lee
Keven Pimentel	pim-ehn-TELL
Malik Rosier	ro-ZHEER

3 JIM MORRIS HEAD COACH

THE HURRICANES SKIPPER

- 1999 & 2001 National Coach of the Year (*Collegiate Baseball*)
- 1999 & 2001 National Coach of the year (*ABCA*)
- 1994 Coach of the Year (*Baseball America*)
- 2008 ACC Coach of the Year

Entering his 22nd season at Miami, few programs have qualified for the College World Series as much as Jim Morris and his Hurricanes. Miami, which has qualified for the NCAA Tournament an NCAA-record 42 consecutive years, has made it to Omaha in 11 of Morris' 21 seasons in Coral Gables. Morris set an NCAA record for guiding a program to the CWS in each of his first six years at UM. In addition, Morris won a record 13 consecutive NCAA Regionals from 1994-2006.

Morris has directed the Hurricanes to a 935-364-3 (.717) mark since arriving in 1994. Including his 12 seasons at Georgia Tech (1982-93), Morris has forged a 1,439-631-4 (.694) Division I record in 33 years as a head coach. Overall, Morris has been the head coach at the collegiate level for 36 seasons, spending the first four at DeKalb (Ga.) C.C. (now Georgia Perimeter College) from 1976-79, and has recorded a 1,570-671-4 (.698) mark.

In addition to carrying on Miami's great baseball reputation in the last 20 years, Morris personally led the charge in the construction of Alex Rodriguez Park, and logged hundreds of hours raising funds for the stadium project.

MORRIS IS A REGIONAL REGULAR

Jim Morris earned his 30th consecutive NCAA regional bid in 2014 when he guided the Canes to one of 16 host spots in the tournament. He has led Miami to a regional in each of his 21 seasons (1994-2014), winning 15 of those appearances. The 13 consecutive regional championships (1994-2006) was an NCAA record. He also went to nine straight regionals from 1985-93 with Georgia Tech. Additionally, Miami has advanced to nine Super Regionals under Morris.

Affectionately known as "3" by those surrounding the UM program, Morris led the 2014 Hurricanes to their 42nd-straight NCAA Tournament. Despite six signees being drafted in the 2013 MLB Draft, the Hurricanes reeled in a top-five recruiting class by national publications, with Zack Collins named *Baseball America* National Freshman of the Year under his direction in 2014.

MORRIS IN 36th SEASON AS HEAD COACH

Morris entered 2015 as the fourth-winningest active coach in Division I baseball with 1,435 wins. He wasted little time in moving up the record books, moving into sole possession of eighth-place in all-time wins (1,439) on Feb. 15 with a 25-4 win over Rutgers. Morris won his 1,500th game as a head coach in Miami's 4-1 upset of No. 1 North Carolina on March 15, 2013 in Chapel Hill, N.C.

Morris reached two coaching milestones in the first half of the 2014 season. He became just the eighth Division I coach to reach 1,400 wins in a 5-2 win over Boston College on March 8, and won his 900th game at Miami in a 7-1 upset of No. 3 Virginia on March 22.

Morris notched his milestone 1,000th win against Georgia Tech, with a 16-13 victory on April 4, 2004. Thirteen days later, he notched win No. 500 at Miami with a 7-3 win against Florida State on April 17. Morris' 1,000th win as a head coach, including time at DeKalb College, came in a 5-3 win over Northeastern in March 2001.



MAJOR LEAGUE GUIDANCE

Over 150 professional baseball players have played under Morris during their college careers at Miami, Georgia Tech and DeKalb.

Among the players Morris coached at Miami that went on to play in the Major Leagues were Yonder Alonso (San Diego), Ryan Braun (Milwaukee), Pat Burrell (Tampa Bay), Alex Cora (New York Mets), Yasmani Grandal (San Diego), Bobby Hill (San Diego), Aubrey Huff (Detroit), Ryan Jackson (St. Louis), Chris Perez (Cleveland), Cesar Carrillo (San Diego), Brian Barton (St. Louis), Eddy Rodriguez (San Diego), Gaby Sanchez (Florida), Blake Tekotte (Chicago White Sox), Charlton Jimerson (Houston), Jay Tessmer (New York Yankees), Danny Valencia (Minnesota Twins), Jon Jay (St. Louis), Danny Graves (Cincinnati) and Jason Michaels (Houston).

Standout players under Morris from his days at Georgia Tech were Nomar Garciaparra (Los Angeles Dodgers), Jay Payton (Oakland A's) and Jason Varitek (Boston Red Sox).

Morris has also enjoyed success on the International scene. From 1989-90, Morris served as head coach of the USA Baseball team that won a Silver Medal in the 1989 Presidential Cup (Taiwan), Bronze Medal at the Goodwill Games and the 1990 International Baseball Association (IBA) World All-Star Game in Atlanta. At the Goodwill Games, his USA squad won two of three games against Cuba, marking the first time in history a senior-level team won a series with Cuba. In 1987, Morris served as pitching coach under Ron Fraser at the Pan American Games (Silver Medal).

FAMILY MAN

Coach Morris and his wife Nhan live in Miami with their three-year old son, James W. Morris IV (Will).

MIDWEEK NEWS & NOTES

ROAD TRIPPIN'

• Miami makes its **first road trip** of the 2015 season with a visit to nearby Boca Raton for a matchup with the **FAU Owls**. First pitch for Wednesday's midweek opener is set for **6:30 p.m.**

• Wednesday's matchup opens a **four-game road stretch** for Miami, which includes a series at **No. 6 Florida** from Feb. 20-22. The Hurricanes finished 2014 with a **dominant 16-5 road mark**, including a **13-2 record on the road in the ACC**.

• Miami carries a **55-12 all-time series lead** over FAU into the game, including an **8-2 mark in games played in Boca Raton**. Miami has a **37-8 mark against the Owls in Jim Morris' 22 seasons**.

BRING OUT THE BROOMS

• Miami completed its **first four-game sweep since 2003** to open its season, **outscored Rutgers 48-14** in a perfect 4-0 weekend.

• The Hurricanes won Sunday's finale by a **resounding 25-4 score** - **the first time** Miami had plated 20 or more runs since the **2009 season**. The team's 25 runs were the **most since a 27-1 win over Pace on May 2, 2003**.

• Miami connected for **53 hits over the four games**, including **16 doubles, four triples and two home runs**. **14 different players** recorded hits over the weekend, including a **team-high seven** by **Ricky Eusebio and George Iskenderian**.

MILESTONES FOR MORRIS

• After leading his team to a 44-19 record in 2014, **head coach Jim Morris moved into ninth place** all-time in college baseball history (regardless of Division, four-year colleges) with 1,435 wins.

• Morris **wasted little time in moving up** that list in 2015, taking over **sole possession of eighth place** when Miami topped Rutgers 25-4 on Feb. 15, 2015 - his 1,439th win as head coach.

• Morris became just the **eighth coach in the history of Division I baseball** to accumulate **1,400 wins** when Miami beat Boston College 5-2 on **March 8, 2014**. Two weeks later, **Morris won his 900th game** at Miami in a 7-1 upset of No. 3 Virginia on March 22.

• **Morris ranks as the fourth-winningest** among active **Division I coaches by career victories (1,439)** and **fifth in winning percentage (.694)**. He is also the **second-winningest coach in ACC history**.

HIGH EXPECTATIONS

• After capturing the **2014 ACC Regular Season Championship**, the Hurricanes enter 2015 ranked in the **top 15 of every major college baseball preseason poll**. Miami's highest ranking is **No. 8** by *Baseball America*.

• Miami is also ranked **No. 10** by *Perfect Game*, **No. 14** by *Collegiate Baseball Newspaper*, **No. 14** in the *USA Today* Coaches Poll and **No. 14** by *D1Baseball.com*.

• The Hurricanes will feature a number of **Preseason All-Americans** on Opening Weekend, including reigning **2014 ACC Freshman of the Year Zack Collins** (consensus), **All-ACC closer Bryan Garcia** and **Washington Nationals' second-rounder & staff ace Andrew Suarez**.

• Miami's recruiting class was ranked **No. 2 nationwide** by *Perfect Game*, and includes 1 MLB Draft picks: **George Iskenderian** (34th round), **OF Carl Chester** (38th) and **LHP Michael Mediavilla** (40th).

OPENING DAY RESULTS

Jim Morris Era

2015	Rutgers	W, 5-2
2014	Maine	W, 6-3
2013	Rutgers	W, 6-2
2012	Rutgers	W, 6-2
2010	Rutgers	W, 12-1
2009	Rutgers	W, 6-1
2008	Cincinnati	W, 3-1
2007	Mercer	L, 5-6
2006	FIU	W, 17-3
2005	FIU	W, 7-0
2004	Florida	L, 0-3
2003	FIU	W, 12-7
2002	Tennessee	W, 5-4
2001	FAU	W, 9-3
2000	Lynn	W, 5-4
1999	Barry	W, 8-3
1998	Barry	W, 9-0
1997	Hawai'i	L, 2-3
1996	Barry	W, 25-0
1995	FAU	W, 5-2
1994	Barry	W, 8-0

IN THE POLLS

Baseball America: #8

Perfect Game: #10

NCBWA: #11

Collegiate Baseball Newspaper: #14

USA Today Coaches Poll: #14

D1Baseball.com: #14

OPENING DAY STARTERS

2015	Andy Suarez vs. Rutgers (ND)
2014	Chris Diaz vs. Maine (W)
2013	Chris Diaz vs. Rutgers (W)
2012	Eric Erickson vs. Rutgers (W)
2011	Bryan Radziewski vs. Rutgers (ND)

WINNINGEST ACTIVE COACHES

(ENTERING 2015)

1)	Augie Garrido (Texas) - 1,920
2)	Mike Martin (Florida State) - 1,813
3)	Mark Marquess (Stanford) - 1,530
4)	Jim Morris (Miami) - 1,435
5)	Jack Leggett (Clemson) - 1,300
6)	Jim Gilligan (Lamar) - 1,297
7)	Mike Fox (North Carolina) - 1,268
8)	Pete Dunn (Stetson) - 1,254
9)	Paul Mainieri (LSU) - 1,225
10)	John Anderson (Minnesota) - 1,151

BASEBALL AMERICA T-25

- 1) Vanderbilt (SEC)
- 2) Louisiana State (SEC)
- 3) Houston (The American)
- 4) *Virginia* * (ACC)
- 5) Texas Tech (Big 12)
- 6) *Florida* (SEC)
- 7) Texas Christian (Big 12)
- 8) **Miami** (ACC)
- 9) Oklahoma State (Big 12)
- 10) Texas (Big 12)
- 11) UCLA (Pac-12)
- 12) *Louisville* * (ACC)
- 13) South Carolina (SEC)
- 14) Mississippi State (SEC)
- 15) Rice (C-USA)
- 16) Maryland (B1G)
- 17) *North Carolina* * (ACC)
- 18) Arizona State (Pac-12)
- 19) Kennesaw State (A-Sun)
- 20) Oregon (Pac-12)
- 21) *Florida State* * (ACC)
- 22) *UCF* (*The American*)
- 23) Florida International (C-USA)
- 24) UC-Santa Barbara (Big West)
- 25) Liberty (Big South)

bold italics indicates 2015 opponent

PRESEASON ALL-AMERICANS

Zack Collins

- Golden Spikes Award Watch
- *Baseball America* (1st Team)
- *Collegiate Baseball* (1st)
- *D1Baseball.com* (1st)
- *Perfect Game* (1st)

Bryan Garcia

- Stopper of the Year Watch
- NCBWA (1st Team)
- *Collegiate Baseball* (2nd)
- *Perfect Game* (3rd)

Andrew Suarez

- *Golden Spikes Award Watch*
- *Collegiate Baseball* (2nd Team)

David Thompson

- *Baseball America* (2nd Team)

MIDWEEK NEWS & NOTES

A WEEKEND OF FIRSTS

- A number of Hurricanes made their debuts in Miami's sweep of Rutgers, while two newcomers made their first career starts: **Carl Chester** (left field) and **George Iskenderian** (shortstop).
- Five Hurricanes recorded their first hits: **Chester**, **Iskenderian**, outfielder **Malik Rosier**, outfielder **Justin Smith** and catcher **Peter Crocitto**.
- Four Hurricanes made their **first career appearances** on the mound: **Daniel Braggi**, **Andy Honiotes**, **Jesse Lepore** and **Michael Mediavilla**. The four combined to allow just **one earned run** in six innings.
- Junior **Enrique Sosa** struck out **10 batters** in his **first career start** Saturday night, while Rosier connected on his **first career home run** - a solo blast - in Sunday's finale.

FRESHMAN SENSATION

- Zack Collins delivered one of the best offensive seasons by a freshman in program history in 2014 en route to **ACC Freshman of the Year** and **Baseball America National Freshman of the Year** honors.
- Collins, who batted .298 with 11 home runs and 54 RBI, became the **sixth player in program history** to earn National Freshman of the Year honors from **Baseball America**, joining **Alex Fernandez** (1989), **Pat Burrell** (1996), **Kevin Howard** (2000), **Ryan Braun** (2003) and **Chris Hernandez** (2008).
- The Pembroke Pines, Fla., native was a consensus 2015 Preseason All-America first-team selection, earning the recognition from: **Baseball America**, **Collegiate Baseball Newspaper**, **NCBWA**, **Perfect Game** and **D1Baseball.com**, among others.

SHUT THEM DOWN

- Then-freshman **Bryan Garcia** was named the team's closer just prior to the 2014 season opener and rewarded the coaching staff with an **All-American** campaign (**NCBWA**, third team).
- An **All-ACC Second Team** selection as a reliever, **Garcia set the Miami freshman saves record** and tied for **11th-most saves nationally** with 15 in 2014. He was a consensus Freshman All American first-team selection at reliever.
- Garcia, whose 15 saves were **tied for the seventh-most** in a single season in UM history, was named a 2015 **Preseason All American** by **Collegiate Baseball Newspaper** and **Perfect Game**.

SPIKES & STOPPER WATCH LISTS

- In addition to Preseason All-America accolades, **Zack Collins** and **Andrew Suarez** were among the 50 players on the **watch list** for the USA Baseball **Golden Spikes Award**.
- Miami was **one of just seven programs with multiple players** on the watch list for the Golden Spikes Award. The only Spikes winner in program history is **Pat Burrell (1998)**.
- Sophomore closer **Bryan Garcia** was named to NCBWA's **Stopper of the Year** watch list, recognizing the **top closer in the country**.

2014 RETURNING STAT LEADERS

OFFENSE

Average: Zack Collins (.298)
Games Played: Z. Collins / W. Abreu (61)
Games Started: Willie Abreu (59)
At Bats: Willie Abreu (220)
Runs: Zack Collins (32)
Hits: Zack Collins / Willie Abreu (61)
Doubles: Zack Collins (14)
Triples: Zack Collins (3)
Home Runs: Zack Collins (11)
Runs Batted In: Zack Collins (54)
Total Bases: Zack Collins (114)
SLG Percent.: Zack Collins (.556)
Walks: Zack Collins (42)
OB Percent.: Zack Collins (.427)
Stolen Bases: R. Eusebio / B. Lopez (6)

PITCHING

ERA (50+ IP): Bryan Garcia (1.75)
Wins: Bryan Garcia (7)
Losses: Bryan Garcia (4)
Appearances: Cooper Hammond (35)
Games Started: Andrew Suarez (16)
Complete Games: Andrew Suarez (1)
Saves: Bryan Garcia (15)
Innings Pitched: Andrew Suarez (109.2)
Hits Allowed: Andrew Suarez (108)
Runs Allowed: Andrew Suarez (46)
Earned Runs Allowed: Andrew Suarez (36)
Walks: Bryan Garcia (19)
Strikeouts: Andrew Suarez (87)
Wild Pitches: Andrew Suarez (11)
B/AVG Against: Bryan Garcia (.220)

THE LAST TIME A HURRICANE...

Led Off Game with HR...	Zeke DeVoss (4/3/2011 vs. Boston College)
Back-to-Back Games with Leadoff HR ...	Charlton Jimerson (6/09/2001, 6/11/2001)
Had Six Hits in a Game...	Mark Sobolewski (3/18/2008 vs. Cornell)
Five Hits...	Nathan Melendres (4/23/2011 vs. North Carolina)
Two Hits in One Inning...	Jason Hagerty (3/7/2008 vs. Boston College)
Hit Three HR's in a Game...	Scott Lawson (6/5/2010 vs. Texas A&M)
Two HR's...	Zack Collins (6/1/2014 vs. Bethune-Cookman)
Hit Two HR's in One Inning...	Kevin Brown (3/16/1999 vs. Ohio State)
Hit Pinch Hit HR...	Sebastian Diaz (5/2/2014 vs. Alabama St.)
Hit Inside the Park HR...	Paco Figueroa (5/8/2005 vs. Jacksonville)
Hit Grand Slam...	Dale Carey (5/10/2014 vs. Duke)
Hit for the Cycle...	Gaby Sanchez (5/2/2003 vs. Pace)
Record 10 RBI in One Game...	Kevin Brown (5/27/2001 vs. Stetson)
Nine RBI...	Chad Rupp (4/25/1998 vs. FSU)
Eight RBI...	Danny Valencia (4/9/2005 vs. Virginia)
Seven RBI...	Blake Tekotte (4/12/2008 vs. Georgia Tech)
Six RBI...	Zack Collins (3/30/2014 vs. NC State)
Threw CG Shutout...	Andrew Suarez (5/30/2014 vs. Bethune-Cookman)
Recorded Back-to-Back CG's...	David Gil (5/12/2000, 5/27/2000)
Recorded CG 1-Hit S/O...	J.D. Cockroft (5/31/2003 vs. FAU)
Recorded a Perfect Game...	Javi Salas (3/4/2014 vs. Villanova)
Recorded a No-Hitter (non-PG)...	Alex Fernandez (3/18/1989 vs. Maine)
Struck Out 10 Batters...	Andrew Suarez (5/30/2014 vs. Bethune-Cookman)
Recorded Three-Pitch Inning...	Chris Hernandez (6/2/2010 vs. Florida)
Recorded Three Pickoffs in a Game...	Brian Walker (3/16/2001 vs. East Carolina)

MIDWEEK NEWS & NOTES

DEATH, TAXES & THE NCAA POSTSEASON

- The Miami Hurricanes extended their own college baseball record with their **42nd consecutive trip** to the NCAA postseason in 2014. Miami has not missed the postseason since 1973.
- The Hurricanes' 42 straight trips to the NCAA postseason are the longest active postseason streak of any Division I program in any sport nationwide.
- Jim Morris has led teams to the NCAA postseason in 30 straight years - all 21 years at Miami and his final nine years at Georgia Tech.

2015 TEAM TOPS ALUMNI 4-1

- The 2015 edition of the Hurricanes topped a group of former players in the annual Alumni Game on Saturday, Feb. 7, earning a 4-1 win in front of a crowd of roughly 2,000 at Mark Light Field.
- Junior righthander **Enrique Sosa** tossed five innings, scattering four hits and one unearned run. Boston Red Sox' minor leaguer **Chris Hernandez** (AAA) started for the Alumni.
- A number of Hurricanes made their debuts in the game, including freshmen **Carl Chester**, **Peter Crocitto**, **Malik Rosier**, **Justin Smith** and **Michael Mediavilla**, as well as junior college transfer **George Iskenderian**, who started at shortstop.

"THE LIGHT" RANKED AMONG BEST PARKS

- In recent rankings released by Stadium Journey, Alex Rodriguez at Mark Light Field was ranked the **No. 27 overall experience** and **second-best experience** in all of college baseball.
- Miami drew over 100,000 fans to "The Light" in 2014, averaging over 2,500 fans per game. The Hurricanes finished 23-10 at home last season.
- The famous "Mark Light Milkshake" stand has begun its 30th year of operation in 2015. In 2013, the 250,000th milkshake was sold - follow @MarkLightShake on Twitter and Instagram for more.

ACC TOURNEY IN DURHAM THROUGH 2018

- The ACC Championship will be held at **Durham Bulls Athletic Park through the 2018 season**, the conference office announced. The tournament had alternated between Greensboro and Durham in recent years.
- The ACC Baseball Championship has been held in Durham **eight times previously**, including three of the past six years. In 2013, tournament records for single-game attendance (11,329) and championship game attendance (8,697) were set.
- Durham Bulls Athletic Park began a **\$20 million transformation** last year. In 2014, the DBAP boasts an all new playing surface, improved field lights, new seats, additional group picnic areas, and upgraded video displays and sound system.
- Miami was the **top seed** at last year's ACC Championship after finishing **No. 1 in the conference with a 24-6 record in ACC play**. The Hurricanes have not missed the ACC Championship since joining the conference prior to the 2005 baseball season.

COLLEGIATE BASEBALL T-30

- 1) Texas Christian (Big 12)
- 2) Vanderbilt (SEC)
- 3) **Virginia* (ACC)**
- 4) Louisiana State* (SEC)
- 5) **Florida (SEC)**
- 6) Houston (The American)
- 7) Texas Tech (Big 12)
- 8) UCLA (Pac 12)
- 9) Arizona State (Pac 12)
- 10) Oklahoma State (Big 12)
- 11) **Florida State* (ACC)**
- 12) Texas (Big 12)
- 13) Rice (C-USA)
- 14) **Miami (ACC)**
- 15) **Louisville* (ACC)**
- 16) UC Santa Barbara (Big West)
- 17) Oregon (Pac 12)
- 18) Mississippi State (SEC)
- 19) **North Carolina* (ACC)**
- 20) South Carolina (SEC)
- 21) Baylor (Big 12)
- 22) Indiana (Big 10)
- 23) Stanford (Pac 12)
- 24) Liberty (Big South)
- 25) Cal State Fullerton (Big West)
- 26) Illinois (Big 10)
- 27) Maryland (Big 10)
- 28) **Georgia Tech* (ACC)**
- 29) Kennesaw State (A-Sun)
- 30) Alabama (SEC)

bold italics indicates 2015 opponent

MLB PLAYERS (since 1999)

- 1) Louisiana State - 45
- 2) Stanford - 41
- T-3) Arizona State - 36
- T-3) Long Beach State - 36
- T-5) MIAMI - 35**
- T-5) Cal State Fullerton - 35
- T-5) Southern California - 35
- 8) UCLA - 33
- 9) Florida State - 30
- T-10) Arizona - 28
- T-10) Texas - 28

GAMEWINNING HITS

- 2/13 **Johnny Ruiz** (1B)
 2/14 **Zack Collins** (2B)
 2/14 None (E-4)
 2/15 **Ricky Eusebio** (2B)

HOME RUN TRACKER

- 2/15 **David Thompson** (3-R)
 2/15 **Malik Rosier** (solo)

ON THE AIRWAVES

WQAM 560

- 2/14 **Rutgers** 7 p.m.
 2/27 **Wright State** 7 p.m.
 3/1 **Wright State** 1 p.m.
 3/15 **NC State*** 1 p.m.
 4/3 **Duke*** 7 p.m.
 4/10 **Virginia Tech*** 7 p.m.
 4/12 **Virginia Tech*** 1 p.m.
 4/24 **Florida State*** 7 p.m.
 4/25 **Florida State*** 7 p.m.
 4/26 **Florida State*** 1 p.m.
 5/8 **NYIT** 7 p.m.
 5/14 **Georgia Tech*** 7 p.m.
 5/15 **Georgia Tech*** 7 p.m.
 5/16 **Georgia Tech*** 1 p.m.


WVUM 90.5 FM

Carries every Miami Hurricanes baseball game - both home & away

WHERE TO WATCH

- 2/20 @ Florida SECN+
 2/21 @ Florida SEC Network
 2/22 @ Florida SECN+
 3/6 @ Louisville* ESPN3
 3/7 @ Louisville* ESPN3
 3/8 @ Louisville* ESPN3
 3/20 @ Wake Forest* ESPN3
 3/21 @ Wake Forest* ESPN3
 3/22 @ Wake Forest* ESPN3
 3/27 @ North Carolina* ESPN3
 3/28 @ North Carolina* ESPN3
 3/29 @ North Carolina* ESPN3
 4/25 Florida State* ESPNU

2015 MIAMI HURRICANES PHOTO ROSTER / SPOTTING CHART



#0 Zack Collins



#2 Ricky Eusebio



#4 Johnny Ruiz



#7 George Iskenderian



#8 David Thompson



#9 Sebastian Diaz



#10 Justin Smith



#13 Willie Abreu



#14 Danny Garcia




#17 Christopher Barr



#18 Michael Mediavilla



#19 Bryan Garcia



#22 Luke Spangler



#24 Jacob Heyward



#27 Ryan Otero



#28 Malik Rosier



#30 Andrew Suarez



#31 Sam Abrams



#32 Andy Honiotes



#34 Derik Beauprez



#35 Devin Meyer



#37 Keven Pimentel



#38 Daniel Briggs



#39 Cooper Hammond



#40 Garrett Kennedy



#42 Edgar Michelangeli



#43 Thomas Woodrey




#44 Peter Crocitto



#45 Carl Chester



#47 Enrique Sosa



#49 Daniel Epstein



#51 Brandon Lopez



#52 Daniel Sayles



#55 Jesse Lepore

8 • DAVID THOMPSON INF

- 6-2 • 220 • JR • Miami, FL • Westminster Christian
- Opening Weekend at 3B, finished: .375 w/8 R, 6 H, 1 HR, 6 RBI
 - Enters 2015 fully healthy after injury-plagued 2014 season
 - Preseason All-America second-team selection by *Baseball America*
 - Named to prestigious Cape Cod League All-Star Game last summer
 - Developed blood clot in arm midway though '14, missed 32 games
 - Earned Freshman All-America honors from *Perfect Game* in 2013
 - Was the first three-time *Miami Herald* Athlete of the Year winner
 - State home run leader for single season (19) and career (55)

CAREER STATISTICS

YEAR	AVG	GP-GS	AB	R	H	2B	3B	HR	RBI	SB-A
2015	.375	4-4	16	8	6	1	1	1	6	1-1
2014	.278	30-30	108	15	30	6	1	0	15	0-1
2013	.286	52-51	182	22	52	14	0	6	46	3-5
CAREER	.288	86-85	306	45	88	21	2	7	67	4-7

CAREER HIGHS

At Bats: 6, vs. Rutgers, 2/15/2015
 Runs: 3, twice
 Hits: 3, twice
 RBI: 5, vs. Georgia Tech, 5/17/2013
 Walks: 2, three times
 Steals: 1, four times
 Hitting Streak: 9 games

10 • JUSTIN SMITH OF

- 6-2 • 205 • FR • St. John's, FL • Bartram Trail
- Had first career hit in first career at bat vs. Rutgers (2/14/2015)
 - Saw action in three games vs. Rutgers, scored two runs
 - Ranked No. 51 national high school prospect by *Perfect Game*
 - Ranked No. 43 high school prospect by *Baseball America*
 - Named *Perfect Game* First Team All-American from 2011-14
 - All-First Coast Honorable Mention from *Florida Times-Union* in '13

CAREER STATISTICS

YEAR	AVG	GP-GS	AB	R	H	2B	3B	HR	RBI	SB-A
2015	.200	3-0	5	2	1	0	0	0	0	0-0

CAREER HIGHS

At Bats: 3, vs. Rutgers, 2/15/2015
 Runs: 1, twice
 Hits: 1, vs. Rutgers, 2/14/2015
 RBI: N/A
 Walks: 1, vs. Rutgers, 2/14/2015
 Steals: N/A
 Hitting Streak: N/A

PITCHER PROFILES
 START-BY-START

30 • ANDY SUAREZ LHP

DATE	OPP.	W-L	IP	H	R	ER	BB	SO	NP
2/13	Rutgers	ND	5.0	8	2	2	2	3	90

43 • THOMAS WOODREY LHP

DATE	OPP.	W-L	IP	H	R	ER	BB	SO	NP
2/14	Rutgers	W	6.0	5	3	2	2	2	89

47 • ENRIQUE SOSA RHP

DATE	OPP.	W-L	IP	H	R	ER	BB	SO	NP
2/14	Rutgers	W	5.2	1	0	0	2	10	94

14 • DANNY GARCIA LHP

DATE	OPP.	W-L	IP	H	R	ER	BB	SO	NP
2/15	Rutgers	ND	3.0	3	3	3	1	2	58



2015 Miami Hurricanes Baseball
Overall Statistics for Miami Hurricanes (as of Feb 15, 2015)
(All games Sorted by Batting avg)



Record: 4-0 Home: 4-0 Away: 0-0 ACC: 0-0

Player	avg	gp-gs	ab	r	h	2b	3b	hr	rbi	tb	slg%	bb	hp	so	gdp	ob%	sf	sh	sb-att	po	a	e	fld%	
Ricky Eusebio	.583	4-4	12	8	7	2	1	0	3	11	.917	5	1	1	0	.722	0	0	3-3	6	0	0	1.000	
George Iskenderian	.500	4-4	14	4	7	1	1	0	6	10	.714	3	1	3	0	.579	1	0	0-0	5	14	1	.950	
Jacob Heyward	.500	4-0	4	3	2	1	0	0	2	3	.750	2	0	0	0	.667	0	0	0-0	2	0	0	1.000	
Garrett Kennedy	.455	4-4	11	6	5	3	0	0	3	8	.727	5	0	1	1	.625	0	2	0-0	11	1	0	1.000	
David Thompson	.375	4-4	16	8	6	1	1	1	6	12	.750	2	2	2	0	.476	1	0	1-1	3	11	1	.933	
Christopher Barr	.357	4-4	14	3	5	2	0	0	2	7	.500	1	1	4	0	.438	0	0	0-0	38	4	0	1.000	
Zack Collins	.333	4-4	12	4	4	2	1	0	6	8	.667	3	2	4	0	.529	0	0	2-2	20	1	0	1.000	
Willie Abreu	.300	4-4	10	3	3	0	0	0	2	3	.300	4	1	1	0	.533	0	0	0-0	7	1	1	.889	
Carl Chester	.278	4-4	18	3	5	2	0	0	3	7	.389	1	0	5	0	.316	0	0	0-2	3	1	0	1.000	
Johnny Ruiz	.200	4-4	15	2	3	0	0	0	5	3	.200	0	0	4	0	.200	0	1	0-0	4	11	1	.938	

Malik Rosier	.500	3-0	4	1	2	0	0	1	3	5	1.250	0	0	0	0	.500	0	0	0-0	3	0	0	1.000	
Edgar Michelangeli	.400	3-0	5	1	2	2	0	0	2	4	.800	1	0	1	1	.500	0	0	0-0	0	4	0	1.000	
Peter Crocitto	.333	1-0	3	0	1	0	0	0	0	1	.333	0	0	1	0	.333	0	0	0-0	0	0	0	.000	
Justin Smith	.200	3-0	5	2	1	0	0	0	0	1	.200	1	0	2	0	.333	0	0	0-0	0	0	0	.000	
Totals	.371	4	143	48	53	16	4	2	43	83	.580	28	8	29	2	.492	2	3	6-8	108	50	7	.958	
Opponents	.209	4	129	14	27	6	0	2	11	39	.302	12	3	29	3	.286	3	0	2-3	96	28	9	.932	

LOB - Team (40), Opp (25). DPs turned - Team (3), Opp (3). Picked off - Chester, C. 1.

(All games Sorted by Earned run avg)

Player	era	w-l	app	gs	cg	sho	sv	ip	h	r	er	bb	so	2b	3b	hr	b/avg	wp	hp	bk	sfa	sha		
Enrique Sosa	0.00	1-0	1	1	0	0/0	0	5.2	1	0	0	2	10	0	0	0	.059	0	1	0	0	0		
Thomas Woodrey	3.00	1-0	1	1	0	0/0	0	6.0	5	3	2	2	2	1	0	1	.227	0	0	0	1	0		
Andrew Suarez	3.60	0-0	1	1	0	0/0	0	5.0	8	2	2	2	3	1	0	1	.381	0	0	0	0	0		

Daniel Braggi	0.00	0-0	1	0	0	0/0	0	2.0	0	0	0	0	2	0	0	0	.000	0	0	0	0	0		
Cooper Hammond	0.00	1-0	2	0	0	0/0	1	2.0	1	0	0	0	2	0	0	0	.143	0	0	0	0	0		
Michael Mediavilla	0.00	0-0	2	0	0	0/0	0	1.2	0	0	0	1	2	0	0	0	.000	0	0	0	0	0		
Andy Honiotes	0.00	0-0	1	0	0	0/0	0	1.0	1	0	0	0	2	0	0	0	.250	0	1	0	0	0		
Bryan Garcia	0.00	0-0	1	0	0	0/0	1	1.0	1	0	0	0	0	0	0	0	.333	0	0	0	0	0		
Daniel Sayles	0.00	0-0	1	0	0	0/0	0	0.2	0	0	0	0	0	0	0	0	.000	0	0	0	0	0		
Sam Abrams	0.00	0-0	1	0	0	0/0	0	0.0	0	0	0	1	0	0	0	0		0	0	0	0	0		
Derik Beauprez	2.45	1-0	2	0	0	0/0	0	3.2	3	1	1	0	3	1	0	0	.214	1	1	0	0	0		
Ryan Otero	6.00	0-0	1	0	0	0/0	1	3.0	2	2	2	1	1	2	0	0	.222	0	0	0	2	0		
Jesse Lepore	6.75	0-0	1	0	0	0/0	0	1.1	2	3	1	2	0	1	0	0	.286	1	0	0	0	0		
Danny Garcia	9.00	0-0	1	1	0	0/0	0	3.0	3	3	3	1	2	0	0	0	.250	1	0	0	0	0		
Totals	2.75	4-0	4	4	0	0/0	3	36.0	27	14	11	12	29	6	0	2	.209	3	3	0	3	0		
Opponents	11.53	0-4	4	4	0	0/0	0	32.0	53	48	41	28	29	16	4	2	.371	3	8	0	2	3		

Pickoffs - Team (1), Suarez, A. 1, Opp (1). SBA/ATT - Collins, Z. (2-3), Sosa, E. (1-2), Hammond, C. (1-1).



2015 Miami Hurricanes Baseball
 Overall Statistics for Miami Hurricanes (as of Feb 15, 2015)
(All games Sorted by Fielding pct)

Player	c	po	a	e	fld%	dp	sba	csb	sba%	pb	ci
Christopher Barr	42	38	4	0	1.000	3	0	0	---	0	0
Zack Collins	21	20	1	0	1.000	0	2	1	.667	0	0
Garrett Kennedy	12	11	1	0	1.000	0	0	0	---	0	0
Ricky Eusebio	6	6	0	0	1.000	0	0	0	---	0	0
Edgar Michelangeli	4	0	4	0	1.000	0	0	0	---	0	0
Carl Chester	4	3	1	0	1.000	0	0	0	---	0	0
Malik Rosier	3	3	0	0	1.000	0	0	0	---	0	0
Jacob Heyward	2	2	0	0	1.000	0	0	0	---	0	0
Thomas Woodrey	2	2	0	0	1.000	0	0	0	---	0	0
Ryan Otero	2	2	0	0	1.000	0	0	0	---	0	0
Cooper Hammond	1	1	0	0	1.000	0	1	0	1.000	0	0
George Iskenderian	20	5	14	1	.950	3	0	0	---	0	0
Johnny Ruiz	16	4	11	1	.938	3	0	0	---	0	0
David Thompson	15	3	11	1	.933	0	0	0	---	0	0
Willie Abreu	9	7	1	1	.889	0	0	0	---	0	0
Derik Beauprez	3	1	1	1	.667	0	0	0	---	0	0
Andrew Suarez	2	0	1	1	.500	0	0	0	---	0	0
Danny Garcia	1	0	0	1	.000	0	0	0	---	0	0
Andy Honiotes	0	0	0	0	.000	0	0	0	---	0	0
Daniel Sayles	0	0	0	0	.000	0	0	0	---	0	0
Justin Smith	0	0	0	0	.000	0	0	0	---	0	0
Bryan Garcia	0	0	0	0	.000	0	0	0	---	0	0
Peter Crocitto	0	0	0	0	.000	0	0	0	---	0	0
Sam Abrams	0	0	0	0	.000	0	0	0	---	0	0
Daniel Braggi	0	0	0	0	.000	0	0	0	---	0	0
Enrique Sosa	0	0	0	0	.000	0	1	1	.500	0	0
Jesse Lepore	0	0	0	0	.000	0	0	0	---	0	0
Michael Mediavilla	0	0	0	0	.000	0	0	0	---	0	0
Totals	165	108	50	7	.958	3	2	1	.667	0	0
Opponents	133	96	28	9	.932	3	6	2	.750	0	0

Hitting minimums - 4 Games 1 AB
 Pitching minimums - 1 Games 1.0 IP/Game



2015 Miami Hurricanes Baseball
Game Results for Miami Hurricanes (as of Feb 17, 2015)
(All games)



Date	Opponent	Score	Inns	Overall	ACC	Pitcher of record	Attend	Time
Feb 13, 2015	RUTGERS	w 5-2	9	1-0-0	0-0-0	Hammond, C. (W 1-0)	2628	3:07
Feb 14, 2015	RUTGERS-1	w 9-5	9	2-0-0	0-0-0	Woodrey, T. (W 1-0)	2620	2:49
Feb 14, 2015	RUTGERS-2	w 9-3	9	3-0-0	0-0-0	Sosa, E. (W 1-0)	2860	3:07
Feb 15, 2015	RUTGERS	w 25-4	9	4-0-0	0-0-0	Beauprez, D. (W 1-0)	2577	3:25

() extra inning game

STARTERS SUMMARY

Player	GS	Position											Batting Order									
		p	c	1b	2b	3b	ss	lf	cf	rf	of	dh	1st	2nd	3rd	4th	5th	6th	7th	8th	9th	
Christopher Barr	4	.	.	4	4
Willie Abreu	4	4	3	1
George Iskenderia	4	4	4	.	.	.
Garrett Kennedy	4	.	2	2	4
David Thompson	4	4	1	3
Zack Collins	4	.	2	2	.	.	4
Ricky Eusebio	4	4	4
Carl Chester	4	4	4
Johnny Ruiz	4	.	.	.	4	4	.
Thomas Woodrey	1	1
Enrique Sosa	1	1
Danny Garcia	1	1
Andrew Suarez	1	1

Starting Lineup By Position
(Team W-L record when starter)

PITCHER:	
Andrew Suarez	1 (1-0)
Thomas Woodrey	1 (1-0)
Danny Garcia	1 (1-0)
Enrique Sosa	1 (1-0)
CATCHER:	
Zack Collins	2 (2-0)
Garrett Kennedy	2 (2-0)
FIRST BASE:	
Christopher Barr	4 (4-0)
SECOND BASE:	
Johnny Ruiz	4 (4-0)
THIRD BASE:	
David Thompson	4 (4-0)
SHORTSTOP:	
George Iskenderian	4 (4-0)
LEFT FIELD:	
Carl Chester	4 (4-0)
CENTER FIELD:	
Ricky Eusebio	4 (4-0)
RIGHT FIELD:	
Willie Abreu	4 (4-0)
DESIGNATED HITTER:	
Zack Collins	2 (2-0)
Garrett Kennedy	2 (2-0)

Starting Lineup By Lineup Spot
(Team W-L record when starter)

LEADOFF:	
Carl Chester	4 (4-0)
2ND SPOT:	
Ricky Eusebio	4 (4-0)
3RD SPOT:	
Zack Collins	4 (4-0)
CLEANUP:	
Willie Abreu	3 (3-0)
David Thompson	1 (1-0)
5TH SPOT:	
David Thompson	3 (3-0)
Willie Abreu	1 (1-0)
6TH SPOT:	
Garrett Kennedy	4 (4-0)
7TH SPOT:	
George Iskenderian	4 (4-0)
8TH SPOT:	
Johnny Ruiz	4 (4-0)
9TH SPOT:	
Christopher Barr	4 (4-0)



2015 Miami Hurricanes Baseball
 Games Summary for Miami Hurricanes (as of Feb 17, 2015)
(All games)



Score by innings	1	2	3	4	5	6	7	8	9	Total
Miami Hurricanes	3	8	4	15	2	7	2	7	0	48
Opponents	2	1	3	0	3	0	0	4	1	14

Record when ...

Overall	4-0	After 6 leading	3-0
Conference	0-0 trailing	0-0
Non-Conference	4-0 tied	1-0
Home games	4-0	After 7 leading	3-0
Away games	0-0 trailing	0-0
Neutral site	0-0 tied	1-0
Day games	2-0	After 8 leading	4-0
Night games	2-0 trailing	0-0
vs Left starter	2-0 tied	0-0
vs Right starter	2-0		
1-Run games	0-0	Hit 0 home runs	3-0
2-Run games	0-0	... 1 home run	0-0
5+Run games	2-0	... 2+ home runs	1-0
Extra innings	0-0		
Shutouts	0-0	Opponent 0 home runs	2-0
	 1 home run	2-0
	 2+ HRs	0-0
Scoring 0-2 runs	0-0		
..... 3-5 runs	1-0		
..... 6-9 runs	2-0	Made 0 errors	0-0
..... 10+ runs	1-0 1 error	1-0
	 2+ errors	3-0
Opponent 0-2 runs	1-0		
..... 3-5 runs	3-0	Opp. made 0 errors	1-0
..... 6-9 runs	0-0 1 error	0-0
..... 10+ runs	0-0 2+ errors	3-0
Scored in 1st inning	2-0	Out-hit opponent	3-0
Opp. scored in 1st	1-0	Out-hit by opponent	1-0
Scores first	3-0	Hits are tied	0-0
Opp. scores first	1-0		

Record when team scores:

Runs	0	1	2	3	4	5	6	7	8	9	10+
W-L	0-0	0-0	0-0	0-0	0-0	1-0	0-0	0-0	0-0	2-0	1-0

Record when opponent scores:

Runs	0	1	2	3	4	5	6	7	8	9	10+
W-L	0-0	0-0	1-0	1-0	1-0	1-0	0-0	0-0	0-0	0-0	0-0

Record when leading after:

Inn.	1	2	3	4	5	6	7	8
W-L	2-0	3-0	3-0	3-0	3-0	3-0	3-0	4-0

Record when trailing after:

Inn.	1	2	3	4	5	6	7	8
W-L	1-0	0-0	0-0	0-0	1-0	0-0	0-0	0-0

Record when tied after:

Inn.	1	2	3	4	5	6	7	8
W-L	1-0	1-0	1-0	1-0	0-0	1-0	1-0	0-0

Current winning streak: 4
 Longest winning streak: 4
 Longest losing streak: 0

Home attendance : 10685 (4 dates avg = 2671)
 Away attendance : 0 (0 dates avg = 0)
 Total attendance: 10685 (4 dates avg = 2671)



2015 Miami Hurricanes Baseball
Miscellaneous Stats for Miami Hurricanes (as of Feb 17, 2015)
(All games)



Multiple Hit Games	2	3	4	5+	Total
Ricky Eusebio	3	-	-	-	3
George Iskenderian	1	-	1	-	2
Christopher Barr	2	-	-	-	2
David Thompson	1	1	-	-	2
Malik Rosier	1	-	-	-	1
Zack Collins	1	-	-	-	1
Garrett Kennedy	-	1	-	-	1
Willie Abreu	1	-	-	-	1
Johnny Ruiz	1	-	-	-	1
Carl Chester	1	-	-	-	1
TEAM	12	2	1	0	15

Multiple RBI Games	2	3	4	5+	Total
George Iskenderian	1	1	-	-	2
Zack Collins	-	2	-	-	2
Johnny Ruiz	1	1	-	-	2
Willie Abreu	1	-	-	-	1
Malik Rosier	-	1	-	-	1
Ricky Eusebio	-	1	-	-	1
David Thompson	-	-	1	-	1
Edgar Michelangeli	1	-	-	-	1
Jacob Heyward	1	-	-	-	1
Garrett Kennedy	1	-	-	-	1
TEAM	6	6	1	0	13

Hitting Streaks	Longest	Current
Ricky Eusebio	4	4
Carl Chester	4	4
Garrett Kennedy	3	3
Zack Collins	3	3
George Iskenderian	3	3
Christopher Barr	3	-
David Thompson	3	3
Edgar Michelangeli	2	2
Jacob Heyward	2	2
Peter Crocitto	1	1
Justin Smith	1	-
Johnny Ruiz	1	1
Malik Rosier	1	1
Willie Abreu	1	1

Reached Base Streaks	Longest	Current
Ricky Eusebio	4	4
David Thompson	4	4
Willie Abreu	4	4
Christopher Barr	4	4
George Iskenderian	4	4
Zack Collins	4	4
Garrett Kennedy	4	4
Carl Chester	4	4
Justin Smith	2	-
Edgar Michelangeli	2	2
Jacob Heyward	2	2
Malik Rosier	1	1
Johnny Ruiz	1	1
Peter Crocitto	1	1



2014 Miami Hurricanes Baseball
Florida Atlantic at #11 Miami Hurricanes
 Feb 19, 2014 at Coral Gables, Fla. (Alex Rodriguez Park)



Florida Atlantic 5 (3-1)

Player	ab	r	h	rbi	bb	so	po	a	lob
Brendon Sanger rf	4	1	2	0	1	0	5	0	1
Robert Buckley 2b	4	0	0	0	0	3	1	2	3
Tyler Rocklein lf	4	0	1	1	0	2	2	0	0
Ricky Santiago 1b	4	1	2	2	0	1	5	0	1
Sean Labsan dh	4	0	1	0	0	2	0	0	1
Levi Meyer c	4	1	1	0	0	0	10	0	0
CJ Chatham 3b	4	0	0	0	0	0	0	3	0
Billy Endris cf	3	1	1	0	1	2	2	0	0
Stephen Kerr ss	3	1	2	1	1	0	1	1	0
Brandon Rhodes p	0	0	0	0	0	0	0	1	0
Reily Monkman p	0	0	0	0	0	0	1	0	0
Bo Logan p	0	0	0	0	0	0	0	0	0
Kevin Alexander p	0	0	0	0	0	0	0	0	0
Totals	34	5	10	4	3	10	27	7	6

Miami Hurricanes 2 (2-2)

Player	ab	r	h	rbi	bb	so	po	a	lob
Dale Carey rf/cf	4	1	1	0	0	1	1	0	3
Tyler Palmer lf	4	1	2	1	0	0	0	0	3
David Thompson 3b	4	0	2	1	0	1	0	5	0
Zack Collins 1b	4	0	0	0	0	2	11	0	0
Brad Fieger dh	4	0	0	0	0	0	0	0	2
Johnny Ruiz 2b	1	0	1	0	0	0	0	2	0
Ricky Eusebio cf	2	0	0	0	0	1	1	0	0
Willie Abreu ph/rf	2	0	2	0	0	0	0	0	0
Alex Hernandez 2b/ss	3	0	0	0	0	0	4	3	0
Garrett Kennedy c	2	0	0	0	0	0	8	1	0
Brad Zunica ph	0	0	0	0	0	0	0	0	0
Jacob Heyward ph	1	0	0	0	0	1	0	0	0
Carlos Diaz c	1	0	0	0	0	0	2	0	0
Laz Rivera ss	2	0	0	0	0	1	0	2	0
Sebastian Diaz ss/dh	1	0	0	0	0	1	0	0	0
Javi Salas p	0	0	0	0	0	0	0	1	0
Cooper Hammond p	0	0	0	0	0	0	0	0	0
Thomas Woodrey p	0	0	0	0	0	0	0	0	0
Adam Sargent p	0	0	0	0	0	0	0	0	0
Danny Garcia p	0	0	0	0	0	0	0	0	0
Totals	35	2	8	2	0	8	27	14	8

Score by Innings	1	2	3	4	5	6	7	8	9	R	H	E
Florida Atlantic	2	0	1	0	0	0	2	0	0	5	10	2
Miami Hurricanes	0	0	0	0	0	2	0	0	0	2	8	4

E - Santiago(3); Chatham(1); Collins, Z.(1); Kennedy, G.(1); Rivera, L. 2(2). DP - FAU 1; Miami 2. LOB - FAU 6; Miami 8. 2B - Kerr 2(2); Carey, D.(1); Palmer, T.(1). HR - Santiago(1). HBP - Carey, D.; Hernandez, A. SH - Buckley(1). SB - Endris(1). CS - Buckley(1); Rocklein(1).

Florida Atlantic	ip	h	r	er	bb	so	ab	bf	np
Brandon Rhodes	5.2	4	2	2	0	5	22	22	77
Reily Monkman	0.1	1	0	0	0	0	2	3	7
Bo Logan	2.0	1	0	0	0	2	6	7	27
Kevin Alexander	1.0	2	0	0	0	1	5	5	19

Miami Hurricanes	ip	h	r	er	bb	so	ab	bf	np
Javi Salas	6.0	6	3	3	0	7	21	22	81
Cooper Hammond	0.2	2	2	1	1	1	4	5	18
Thomas Woodrey	0.2	0	0	0	0	0	2	2	10
Adam Sargent	1.1	2	0	0	1	1	6	7	30
Danny Garcia	0.1	0	0	0	1	1	1	2	12

Win - Rhodes (1-0). Loss - Salas, J. (0-1). Save - Alexander (1). HBP - by Monkman (Hernandez, A); by Logan (Carey, D.). PB - Meyer(2). Pitches/strikes: Rhodes 77/58; Monkman 7/3; Logan 27/17; Alexander 19/13; Salas, J. 81/54; Hammond, C. 18/10; Woodrey, T. 10/7; Sargent, A. 30/17; Garcia, D. 12/6.

Umpires - HP: AJ Lostaglio 1B: Ryan Additon 3B: Josh Miller
 Start: 6:00 p.m Time: 2:59 Attendance: 2407
 Weather: clear and sunny
 Monkman faced 2 batters in the 7th.



2014 Miami Hurricanes Baseball
Florida Atlantic at #11 Miami Hurricanes
 Apr 16, 2014 at Coral Gables, Fla. (Alex Rodriguez Park)

**Florida Atlantic 1 (19-17)**

Player	ab	r	h	rbi	bb	so	po	a	lob
Stephen Kerr 2b	4	1	1	0	0	1	1	1	0
Mitch Morales ss	4	0	0	0	0	2	0	3	0
Brendon Sanger rf	4	0	1	0	0	0	2	0	0
Ricky Santiago 1b	4	0	2	0	0	1	8	0	0
Tyler Rocklein lf	2	0	1	0	0	0	0	0	2
J. Bonilla Traverso pr/lf	2	0	1	1	0	0	0	0	0
Sean Labsan p/dh	1	0	0	0	0	0	0	0	0
Esteban Puerta ph/dh	3	0	0	0	0	2	0	0	3
CJ Chatham 3b	3	0	2	0	0	1	1	2	0
Kevin Abraham c	3	0	0	0	0	1	11	1	0
Billy Endris cf	3	0	0	0	0	1	1	0	0
Seth McGarry p	0	0	0	0	0	0	0	0	0
Reily Monkman p	0	0	0	0	0	0	0	0	0
Bo Logan p	0	0	0	0	0	0	0	1	0
Totals	33	1	8	1	0	9	24	8	5

Miami Hurricanes 2 (26-12)

Player	ab	r	h	rbi	bb	so	po	a	lob
Dale Carey cf/rf	3	0	0	0	0	2	1	0	1
Tyler Palmer lf	4	0	0	0	0	1	1	0	0
Willie Abreu rf	4	0	1	0	0	1	1	0	2
Ricky Eusebio cf	0	0	0	0	0	0	0	0	0
Zack Collins c	2	0	1	0	2	0	7	0	1
John Lawroski pr	0	0	0	0	0	0	0	0	0
Garrett Kennedy c	0	0	0	0	0	0	2	0	0
Brad Fieger 1b	3	0	0	0	0	2	7	2	1
Brandon Lopez ss	2	0	0	0	1	0	2	4	0
Sebastian Diaz dh	4	1	1	0	0	3	0	0	1
Alex Hernandez 2b	1	1	0	0	3	1	3	6	2
Johnny Ruiz 3b	2	0	1	2	1	1	1	1	1
Javi Salas p	0	0	0	0	0	0	2	0	0
Thomas Woodrey p	0	0	0	0	0	0	0	0	0
Cooper Hammond p	0	0	0	0	0	0	0	0	0
Bryan Garcia p	0	0	0	0	0	0	0	0	0
Totals	25	2	4	2	7	11	27	13	9

Score by Innings	1	2	3	4	5	6	7	8	9	R	H	E
Florida Atlantic	0	0	0	0	0	0	0	0	1	1	8	0
Miami Hurricanes	0	2	0	0	0	0	0	0	0	2	4	1

E - Hernandez, A(3). DP - Miami 3. LOB - FAU 5; Miami 9. 2B - Collins, Z.(9); Ruiz, J.(5). HBP - Lopez, B.. SH - Carey, D.(5); Fieger, B.(3). SB - Lawroski, J.(1); Lopez, B.(3). CS - Lopez, B.(3).

Florida Atlantic	ip	h	r	er	bb	so	ab	bf	np	Miami Hurricanes	ip	h	r	er	bb	so	ab	bf	np
Sean Labsan	1.2	3	2	2	1	2	8	9	36	Javi Salas	5.0	4	0	0	0	4	18	18	75
Seth McGarry	2.1	1	0	0	1	3	7	9	42	Thomas Woodrey	2.0	0	0	0	0	3	6	6	26
Reily Monkman	2.0	0	0	0	2	4	6	8	38	Cooper Hammond	1.0	1	0	0	0	0	3	3	6
Bo Logan	2.0	0	0	0	3	2	4	9	34	Bryan Garcia	1.0	3	1	1	0	2	6	6	30

Win - Salas, J. (3-3). Loss - Labsan (0-1). Save - Garcia, B. (11).

HBP - by McGarry (Lopez, B.). Pitches/strikes: Labsan 36/20; McGarry 42/23; Monkman 38/23; Logan 34/18; Salas, J. 75/49; Woodrey, T. 26/18; Hammond, C. 6/4; Garcia, B. 30/19.

Umpires - HP: Joseph Judkowitz 1B: Olindo Mattia 3B: Josh Miller
 Start: 6:03 p.m Time: 2:54 Attendance: 2224
 Monkman faced 1 batter in the 7th.



2014 Miami Hurricanes Baseball
#11 Miami Hurricanes at Florida Atlantic
 Apr 23, 2014 at Boca Raton, Fla. (FAU Baseball Stadium)



Miami Hurricanes 10 (29-13)

Player	ab	r	h	rbi	bb	so	po	a	lob
Dale Carey rf	4	0	0	1	2	0	3	0	2
Tyler Palmer lf	5	2	2	1	1	0	1	0	1
Zack Collins c	5	1	2	2	0	0	4	0	0
John Lawroski pr	0	0	0	0	0	0	0	0	0
Garrett Kennedy c	1	0	1	1	0	0	2	0	0
Willie Abreu dh	5	0	1	0	0	1	0	0	1
Brad Fieger 1b	2	1	0	0	3	1	7	1	2
Brandon Lopez ss	2	2	1	0	3	1	3	5	0
Edgar Michelangeli 3b	4	1	1	1	1	1	1	1	7
Alex Hernandez 2b	5	1	2	0	0	1	3	2	0
Ricky Eusebio cf	5	2	3	3	0	0	3	0	0
Javi Salas p	0	0	0	0	0	0	0	0	0
Enrique Sosa p	0	0	0	0	0	0	0	0	0
AJ Salcines p	0	0	0	0	0	0	0	0	0
Thomas Woodrey p	0	0	0	0	0	0	0	1	0
Cooper Hammond p	0	0	0	0	0	0	0	1	0
Danny Garcia p	0	0	0	0	0	0	0	0	0
Bryan Garcia p	0	0	0	0	0	0	0	0	0
Totals	38	10	13	9	10	5	27	11	13

Florida Atlantic 9 (21-19)

Player	ab	r	h	rbi	bb	so	po	a	lob
Stephen Kerr 2b	5	1	3	0	0	0	3	3	0
Ricky Santiago 1b	4	2	2	0	0	0	10	0	0
Brendon Sanger rf	3	3	1	1	2	0	2	0	1
Tyler Rocklein dh	5	2	3	3	0	1	0	0	1
Mitch Morales ss	3	0	1	0	2	0	1	1	0
Robert Buckley ss	0	1	0	0	0	0	0	0	0
CJ Chatham 3b	5	0	1	2	0	1	1	4	2
Billy Endris cf	3	0	0	0	1	2	4	0	0
Esteban Puerta ph	1	0	0	0	0	0	0	0	0
Kevin Abraham c	4	0	2	1	1	1	5	1	2
Cain Spangler pr	0	0	0	0	0	0	0	0	0
J. Bonilla Traverso lf	5	0	1	0	0	1	1	0	3
Sean Labsan p	0	0	0	0	0	0	0	0	0
Brandon Rhodes p	0	0	0	0	0	0	0	0	0
Reily Monkman p	0	0	0	0	0	0	0	0	0
Seth McGarry p	0	0	0	0	0	0	0	0	0
Bo Logan p	0	0	0	0	0	0	0	0	0
Kevin Alexander p	0	0	0	0	0	0	0	0	0
Andrew Archer p	0	0	0	0	0	0	0	0	0
Totals	38	9	14	7	6	6	27	9	9

Score by Innings	1	2	3	4	5	6	7	8	9	R	H	E
Miami Hurricanes	0	1	0	7	0	0	0	0	2	10	13	0
Florida Atlantic	1	0	4	3	0	0	0	0	1	9	14	4

E - Sanger(2); Morales(7); Labsan(1); Logan(3). DP - UM 1; FAU 1. LOB - UM 13; FAU 9. 2B - Eusebio, R.(1); Sanger(10); Rocklein(10). 3B - Collins, Z.(3). SH - Abreu, W.(1); Fieger, B.(4); Santiago(1). SB - Palmer, T.(14); Eusebio, R. 2(4). CS - Carey, D.(7); Bonilla(1).

Miami Hurricanes	ip	h	r	er	bb	so	ab	bf	np
Javi Salas	3.0	6	5	4	3	3	15	18	64
Enrique Sosa	0.2	3	3	3	1	0	5	6	16
AJ Salcines	1.1	2	0	0	1	0	5	6	18
Thomas Woodrey	2.0	1	0	0	0	1	6	6	27
Cooper Hammond	0.1	1	0	0	0	0	1	2	4
Danny Garcia	0.1	0	0	0	0	0	1	1	3
Bryan Garcia	1.1	1	1	1	1	2	5	6	31

Florida Atlantic	ip	h	r	er	bb	so	ab	bf	np
Sean Labsan	1.2	2	1	1	3	1	6	9	41
Brandon Rhodes	1.1	2	4	4	2	0	6	8	45
Reily Monkman	0.1	2	3	3	1	0	3	4	13
Seth McGarry	1.2	1	0	0	2	0	5	7	34
Bo Logan	3.0	2	0	0	2	2	11	15	53
Kevin Alexander	0.2	4	2	2	0	1	6	6	22
Andrew Archer	0.1	0	0	0	0	1	1	1	4

Win - Garcia, B. (5-2). Loss - Alexander (3-1). Save - None.
 WP - Garcia, B.(4); McGarry(1). BK - Labsan(1). PB - Collins, Z. 2(2); Abraham(3). Pitches/strikes: Salas, J. 64/41; Sosa, E. 16/9; Salcines, A. 18/12; Woodrey, T. 27/19; Hammond, C. 4/4; Garcia, D. 3/2; Garcia, B. 31/21; Labsan 41/20; Rhodes 45/28; Monkman 13/7; McGarry 34/18; Logan 53/34; Alexander 22/13; Archer 4/3.

Umpires - HP: Rob Healey 1B: Josh Miller 3B: Matt Hensel
 Start: 6:30 pm Time: 4:09 Attendance: 1092
 Weather: 80, M. Sunny, 10 mph SSE