



CONTACT: Amy Woodruff, Assistant Communications Director
 O: (305) 284-3241 | C: (813) 410-1194
 A.Woodruff@miami.edu | @CanesHoops

PRINTED GUIDES ARE IN THE PAST FOR UM

The University of Miami Athletics Web Services department has developed a first-of-a-kind Digital Guide on the Canes athletic programs. Built for web browsers, as well as iPad and Xoom tablets, the digital guide is a living preview of the UM basketball program. Filled with vivid photography, exclusive videos and a ton of historical perspective, it will quickly become a valuable resource for die-hard Hurricanes fans.

UM MEN'S BASKETBALL DIGITAL GUIDE
<http://mbguide.theusports.com/mbb1.html>

2011-12 SCHEDULE

DATE	OPPONENT	TV	TIME/SCORE
11/03	Florida Southern (exhibition)		W, 88-78
11/11	Tennessee Tech	TheACC.com	W, 69-58
11/15	Rutgers	ESPN3	W, 72-57
11/19	North Florida	TheACC.com	W, 75-62
11/22	Florida Gulf Coast	RSN	W, 60-50
11/25	at Ole Miss	FSN	4 p.m.
11/29	at Purdue I	ESPN2	9 p.m.
12/03	Massachusetts	ESPNU	1 p.m.
12/06	Memphis	ESPN2	9 p.m.
12/10	at West Virginia	ESPN2	7 p.m.
12/17	vs. Florida Atlantic +	FSN	12 p.m.
12/22	at Charlotte		7:30 p.m.
12/30	Appalachian State	TheACC.com	7 p.m.
01/02	UNC Greensboro	RSN	9 p.m.
01/07	at Virginia *	ESPNU	6 p.m.
01/10	at North Carolina *	Raycom/ESPN3	9 p.m.
01/18	Clemson *	RSN/ESPN3	7 p.m.
01/22	NC State *	ACCN/ESPN3	12 p.m.
01/24	at Georgia Tech *	ESPNU	9 p.m.
01/29	at Boston College *	Raycom/ESPN3	1 p.m.
02/01	Maryland *	Raycom/ESPN3	8 p.m.
02/05	at Duke *	ESPNU	3 p.m.
02/09	Virginia Tech	TBA/ESPN3	9 p.m.
02/11	at Florida State *	Raycom/ESPN3	1 p.m.
02/15	North Carolina	TBA/ESPN3	7 p.m.
02/18	Wake Forest *	RSN	1 p.m.
02/21	at Maryland *	Raycom/ESPN3	8 p.m.
02/26	Florida State *	ESPNU	6 p.m.
02/29	at NC State *	RSN/ESPN3	9 p.m.
03/03	Boston College	Raycom/ESPN3	2:30 p.m.

NOTES:

All home games are played at the BankUnited Center
 Game times are subject to change
 * ACC game
 + MetroPCS Orange Bowl Basketball Classic, Sunrise, Fla.
 ! Big Ten/ACC Challenge
 All games can be heard on WQAM 560 and Canes All-Access on HurricaneSports.com

UM RADIO - WQAM 560

Joe Zagacki, play-by-play Josh Darrow, analyst

SOCIAL MEDIA

Website: HurricaneSports.com
Twitter: @CanesHoops | @CanesCoachL
Facebook: /MiamiHurricanes | /MiamiBasketball



MIAMI (4-0)
 HURRICANES

OLE MISS
 REBELS

LAST TIME OUT
 W, 60-50 vs. FGCU

LAST TIME OUT
 W, 80-69 vs. TCU

UP NEXT
 Nov. 29 at Purdue

UP NEXT
 Dec. 1 at DePaul

LEADERS

Scoring per Game
 Malcolm Grant - 16.8
 Durand Scott - 12.5
Rebounds per Game
 Kenny Kadji - 6.3
Assists per Game
 Durand Scott - 3.8

LEADERS

Scoring per Game
 Terrance Henry - 12.2
 Dundercous Nelson - 10.8
Rebounds per Game
 Murphy Holloway - 8.8
Assists per Game
 Jarvis Summers - 2.8

HEAD COACH

Jim Larranaga
Overall: 474-344 (28th)
Division I: 447-308 (26th)
At UM: 4-0 (1st)

HEAD COACH

Andy Kennedy
Overall: 129-79 (7th)
At Ole Miss: 108-66 (6th)

SETTING THE SCENE

Nov. 25, 2011 | Smith Coliseum | Oxford, Miss. | 3 p.m. CT

TV: Fox Sports Network

Radio: Sirius 220 | XM 199

Webcast: ESPN3

Series: Miami leads the series 3-0

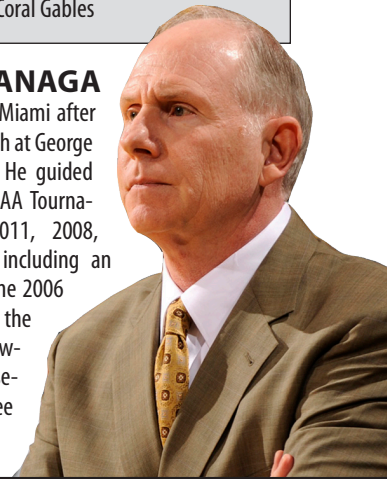
Officials: Tony Greene, Bert Smith, Chuck Jones

Last Meeting: Nov. 30, 2010

Miami won 86-73 in Coral Gables

COACH LARRANAGA

Jim Larranaga came to Miami after serving as the head coach at George Mason for 14 seasons. He guided the program to five NCAA Tournament appearances (2011, 2008, 2006, 2001, 1999) – including an unprecedented run to the 2006 Final Four that captured the nation's attention. Following that run, he was selected the 2006 Clair Bee Coach of the Year.



THE GAME

Miami (4-0) hits the road for a swing trip against Ole Miss (4-1) on Nov. 25, then at Purdue in the Big Ten/ACC Challenge on Nov. 29.

THE SERIES

Miami leads the all-time series with Ole Miss 3-0, last defeating the Rebels, 86-73, Nov. 30, 2010 in Coral Gables. The previous games were back-to-back wins for the Canes in 1949, with an 82-67 win on Dec. 21 and a 55-43 victory the next day.

THE BROADCASTS

Catch the game on Fox Sports Network with Pete Pranic and Larry Connelly making the call.

THE COACH

Miami: Head coach Jim Larranaga is in his 28th season as a head coach and first at Miami. He has posted a 474-344 overall record and holds a 447-308 record in D-I games. Coach L was also the head coach of D-II American International for two years.

THE WEATHER

Projected temperatures on game day: Miami - 77/71 | Oxford - 49/68

2011-12 ROSTER

#	Name	Yr.	Pos.	Ht.	Wt.	Hometown Previous School (s)
0	Shane Larkin	Fr.	G	5-11	160	Cincinnati, Ohio Dr. Phillips (Fla.) Received transfer waiver on Nov. 15 ... That night against Rutgers, recorded a three, a steal and an assist in first four minutes on the court.
1	Durand Scott	Jr.	G	6-5	202	New York, N.Y. Rice Averaging 3.8 assists and 4.8 rebounds per game ... 20-of-24 FT (83.3%) in four games ... 9-of-10 at the stripe against UNF.
2	Bishop Daniels	Fr.	G	6-3	175	Raleigh, N.C. Word of God Christian Academy Sat out most of preseason due to turf toe ... Rated the No. 4 dunker in the 2011 class by Rivals ... As a senior, averaged 18 ppg, 5 rpg, 4 apg.
3	Malcolm Grant	Sr.	G	6-1	188	Brooklyn, N.Y. Winchendon Academy (Mass.) Villanova Has made a three-pointer in 27-straight games dating back to the Dec. 30, 2009 outing against Pepperdine.
4	Trey McKinney Jones	R-Jr.	G	6-5	216	Milwaukee, Wis. South Milwaukee UMKC Notched 12 points in season opener along with four rebounds and a steal ... Is 5-of-6 at the line and 10-of-21 FG (47.6%).
10	Raphael Akpejori	So.	F	6-10	230	Lagos, Nigeria Sunrise Christian Academy (Kan.) Has played 11.8 mpg after playing more than 10 minutes just three times last season ... Is 6-of-9 from the field with seven blocks.
11	Ryan Quigtar	Sr.	G	5-11	180	Skyway, Wash. Renton Saw limited action in five games last season ... Has played in 13 games in his three-year career, scoring eight total points.
12	Justin Heller	So.	G	6-2	185	Boca Raton, Fla. West Boca Raton Community Walked onto the team last season ... Practiced, but did not see any game time ... Among top 30 three-point scorers in Palm Beach County.
15	Rion Brown	So.	G	6-6	194	Hinesville, Ga. Liberty County Hit the game-tying three-pointer against Tennessee Tech ... Was sick and sat out games against UNF and FGCU.
21	Erik Swoope	So.	F	6-6	230	Lake Elsinore, Calif. Harvard-Westlake Averaging 5.0 rebounds and 29.5 mpg after finishing last year with 1.0 rpg and 6.5 mpg ... Has scored 29 points - only scored 40 last season.
25	Garrius Adams	Jr.	G	6-6	200	Apex, N.C. Middle Creek Team-high 14 points vs. UNF ... Led the team with eight rebounds in opener ... Averaging 5.0 rpg after just 3.7 rpg last season.
35	Kenny Kadji	R-So.	F/C	6-11	251	Douala, Cameroon Pendleton IMG Academy Florida Nine rebounds and 10 points vs. UNF ... Breakout game against Rutgers with 13 points, five rebounds and 6-of-11 FG.
42	Reggie Johnson	Jr.	C	6-10	284	Winston-Salem, N.C. Winston-Salem Prep Will sit out until January after surgery on his right meniscus in June ... 2011 All-ACC H.M. ... 2010 ACC All-Tournament Second Team.
45	Julian Gamble	Sr.	F/C	6-10	265	Durham, N.C. Southern Durham Will not play in the 2011-12 season due to a torn left ACL in a pickup game over the summer ... Averaged 4.0 points and 3.4 rebounds.
5	DeQuan Jones	Sr.	G/F	6-8	221	Stone Mountain, Ga. Wheeler Will sit out the season due to an NCAA and University joint investigation ... Averaged 4.5 ppg and 2.5 rpg in 2010-11.

LARRANAGA BY THE NUMBERS

4 In 2006, Larranaga became the first coach at a mid-major school to take his team to the NCAA Final Four in 27 years.

7 Larranaga is no stranger to the ACC. In his seven seasons as an assistant coach at Virginia, the Cavaliers participated in the NCAA Final Four in 1981 and 1984, won three ACC Championships and finished in the Top 5 of the AP rankings.

12 Larranaga has made 12 postseason appearances in the past 22 years, including five NCAA Tournaments.

17 With 447 Division I victories, Larranaga ranks No. 17 on the list of winningest active Division I head coaches.

28 Larranaga is in his 28th year as a head coach and has successfully transitioned two institutions into successful programs: Bowling Green and George Mason.

474 Larranaga's overall record is 474-344 in 28 years as a head coach.

MIAMI QUICK HITS

The Canes are 3-0 against Ole Miss, defeating the Rebels 86-73 last season and twice in December 1949 (82-67 and 55-43).

Miami was picked to finish fifth in the ACC preseason poll while Ole Miss is predicted to finish seventh of 12 teams in the preseason media poll.

Miami is 99-44 at the BankUnited Center since the building opened during the 2002-03 season.

The Hurricanes have made a three-point basket in 315-straight games

The Hurricanes have won 26 consecutive non-conference games at the BankUnited Center and have defeated 41 of their last 44 non-conference opponents at home.

Malcolm Grant has made a three-pointer in 27-straight games dating back to the Dec. 30, 2009 outing against Pepperdine.

PRONUNCIATIONS

Players	
1 Durand	dur-RAND
10 Ethasor Akpejori	A-tha-saur AHK-peh-jour-ee
11 Quigtar	KWIG-tar
15 Rion	Ryan
25 Garrius	GARY-us
31 DeQuan	duh-KWAN
32 Swoope	Swope
35 Kadji	KAHD-gee

Coaches	
Larranaga	LARE-uh-NAY-guh
Huger	HUE-gur

CLASS BREAKDOWN

Seniors	Julian Gamble, Malcolm Grant DeQuan Jones, Ryan Quigtar
Juniors	Garrius Adams, Reggie Johnson Trey McKinney Jones, Durand Scott
Sophomores	Raphael Akpejori, Rion Brown, Justin Heller, Kenny Kadji
Freshmen	Bishop Daniels, Shane Larkin

GEOGRAPHIC BREAKDOWN

CAMEROON	
Douala	Kenny Kadji
NIGERIA	
Lagos	Raphael Akpejori
UNITED STATES	
California	Erik Swoope
Florida	Justin Heller
Georgia	Rion Brown, DeQuan Jones
New York	Malcolm Grant, Durand Scott
North Carolina	Garrius Adams, Julian Gamble, Bishop Daniels, Reggie Johnson
Ohio	Shane Larkin
Washington	Ryan Quigtar
Wisconsin	Trey McKinney Jones

ACC PRESEASON POLL, 2011-12

1. North Carolina (57), 706
2. Duke (2), 649
3. Florida State, 560
4. Virginia, 463
5. **Miami, 455**
6. Virginia Tech, 411
7. Clemson, 403
8. NC State, 316
9. Maryland, 264
10. Georgia Tech, 176
11. Wake Forest, 109
12. Boston College, 90

PRESEASON ALL-ACC

Harrison Barnes, UNC, 59*
John Henson, UNC, 47
Tyler Zeller, UNC, 46
Malcolm Grant, Miami, 32
Seth Curry, Duke, 20 (t)
Mike Scott, Virginia, 20 (t)
*denote unanimous

PRESEASON PLAYER OF THE YEAR

Harrison Barnes, North Carolina, 57
John Henson, North Carolina, 2

PRESEASON ROOKIE OF THE YEAR

Austin Rivers, Duke, 57
James Michael McAdoo, 1
Nick Faust, Maryland, 1

CURRENT CANES VS. MISSISSIPPI

	GP	GS	MIN	AVG	FG	FGA	PCT	3FG	3A	3PCT	FT	FTA	PCT	OFF	DEF	TOT	AVG	PF	FO	AST	TO	BLK	STL	PTS	AVG	
GARRIUS ADAMS																										
2010-11	1	1	26	26.0	1	2	.500	1	2	.500	3	4	.750	1	2	3	3.0	0	0	2	2	0	1	6	6.0	
RION BROWN																										
2010-11	1	0	12	12.0	1	4	.250	1	1	1.000	0	0	.000	0	2	2	2.0	2	0	1	0	0	0	3	3.0	
MALCOLM GRANT																										
2010-11	1	1	34	34.0	2	13	.154	0	4	.000	1	2	.500	1	2	3	3.0	1	0	5	0	0	0	5	5.0	
DURAND SCOTT																										
2010-11	1	1	35	35.0	7	11	.636	1	3	.333	12	13	.923	1	5	6	6.0	2	0	6	3	0	1	27	27.0	

MIAMI VS. OLE MISS (3-0)

12/21/09	W	82-67	H
12/22/09	W	55-43	H
11/30/10	W	86-73	H

TAKE THREE FOR THE TEAM

The Hurricanes have made a three-point basket in 315-straight games and have made at least one trey in 772 of 775 games since the NCAA adopted the three-point shot in 1986. The only three times Miami failed to hit a three-pointer was against Indiana on Dec. 15, 2001 (0-13), versus St. John's on Mar. 5, 2000 (0-13) and against Howard on Dec. 6, 1991 (0-15). The Hurricanes are 2-1 all-time when failing to hit a trey.

26-STRAIGHT NON-CONFERENCE WINS

The Hurricanes have won 26 consecutive non-conference games at the BankUnited Center and have defeated 41 of their last 44 non-conference opponents at home. Miami's last non-conference home loss came at the hands of Ohio State, 73-68, in the ACC/Big Ten Challenge on Dec. 2, 2008.

HOME SWEET HOME

The Hurricanes are 4-0 in the BankUnited Center this season after going 13-4 at home in 2010-11. UM has compiled an 85-31 record at home since joining the ACC for the 2004-05 season and are 99-44 overall at the arena. The Hurricanes have notched double-digit home wins at the BankUnited in four-straight seasons.

RECORD AT THE BANKUNITED CENTER

Year	Season Record	Cumulative Record
2002-03	4-5	
2003-04	10-8	14-13
2004-05	11-5	25-18
2005-06	11-5	36-23
2006-07	8-7	44-30
2007-08	14-2	58-32
2008-09	12-4	70-36
2009-10	12-4	82-40
2010-11	13-4	95-44
2011-12	4-0	99-44

THE LAST TIME OUT VS. OLE MISS - NOV. 30, 2011

#	Player	FG-FGA	3-Pr	FT-FTA	Rebounds			PF	TP	A	TO	Blk	Stl	Min	
					Off	Def	Tot								
01	Henry, Terrance	f	4-6	0-0	0-0	2	3	5	4	8	2	1	0	1	27
02	Buckner, Reginald	f	2-4	0-0	0-2	2	2	4	4	4	1	2	1	0	24
12	Warren, Chris	g	8-17	5-12	2-2	0	3	3	2	23	3	1	1	0	34
20	Williams, Nick	g	2-8	2-3	0-0	3	1	4	2	6	0	0	0	1	26
23	Gaskins, Trevor	g	4-7	1-3	0-0	1	3	4	2	9	2	2	0	1	27
05	Nelson, Dundreous		0-4	0-3	2-3	0	0	0	2	2	3	1	0	1	16
15	Short, Steadman		1-4	0-0	0-0	1	2	3	2	2	0	0	0	0	14
32	Graham, Zach		6-12	1-3	6-7	0	3	3	2	19	1	0	1	0	30
42	Cox, Demarco		0-1	0-0	0-0	0	0	0	0	0	0	0	0	0	2
Team						1	3	4							
Totals			27-63	9-24	10-14	10	20	30	20	73	12	7	3	4	200

FG % 1st Half:	10-30	33.3%	2nd half:	17-33	51.5%	Game:	27-63	42.9%	Deadball
3FG % 1st Half:	2-11	18.2%	2nd half:	7-13	53.8%	Game:	9-24	37.5%	Rebounds
FT % 1st Half:	5-8	62.5%	2nd half:	5-6	83.3%	Game:	10-14	71.4%	3

University of Miami 86 • 5-2

#	Player	FG-FGA	3-Pr	FT-FTA	Rebounds			PF	TP	A	TO	Blk	Stl	Min	
					Off	Def	Tot								
45	Julian Gamble	f	2-2	0-0	0-1	0	4	4	3	4	1	1	0	2	16
42	Reggie Johnson	c	8-14	0-0	1-3	5	5	10	3	17	1	1	1	1	33
01	Durand Scott	g	7-11	1-3	12-13	1	5	6	2	27	6	3	0	1	35
03	Malcolm Grant	g	2-13	0-4	1-2	1	2	3	1	5	5	0	0	0	34
25	Garrus Adams	g	1-2	1-2	3-4	1	2	3	0	6	2	2	0	1	26
15	Rion Brown		1-4	1-1	0-0	0	2	2	2	3	1	0	0	0	12
22	Donnavan Kirk		0-1	0-1	1-2	0	1	1	0	1	0	1	0	0	5
30	Adrian Thomas		6-9	5-8	0-0	3	2	5	1	17	1	2	0	1	28
31	DeQuan Jones		3-4	0-0	0-2	1	3	4	0	6	0	1	0	0	11
Team						2	1	3			2				
Totals			30-60	8-19	18-27	14	27	41	12	86	17	13	1	6	200

FG % 1st Half:	23-38	60.5%	2nd half:	7-22	31.8%	Game:	30-60	50.0%	Deadball
3FG % 1st Half:	7-13	53.8%	2nd half:	1-6	16.7%	Game:	8-19	42.1%	Rebounds
FT % 1st Half:	4-8	50.0%	2nd half:	14-19	73.7%	Game:	18-27	66.7%	5

Officials: Ray Nattli, William Humes, Tim Nestor
 Technical fouls: Ole Miss-Short, Steadman; University of Miami-None.
 Attendance: 4432

Score by periods	1st	2nd	Total	Points	In	Off	2nd	Fast
Ole Miss	27	46	73	34	11	4	12	23
University of Miami	57	29	86	32	11	21	19	27

BLOCK PARTY

Miami has averaged 5.5 blocks per game despite only two players being taller than 6-foot-6. Sophomore Raphael Akpejori (6-10) has swatted a team-high seven shots while Kenny Kadji (6-11) and Erik Swoope (6-6) each have five. Durand Scott (6-5) has four and Garrus Adams (6-6) has recorded one.

CANES GO WITH SMALL LINEUP

The Canes have four players averaging more than 27 minutes per game, and their average height is 6-5. Durand Scott (6-5) is on the court the most with 34.2 mpg. Malcolm Grant (6-1) averages 31.3 mpg, Erik Swoope (6-6) is on the court 29.5 minutes each game and Garrus Adams (6-6) has notched 27.8 mpg. The height in the lineup, Kenny Kadji (6-11) and Raphael Akpejori (6-10) average 23.5 and 11.8 minutes, respectively.

THREE-POINT DEFENSE IS A FOCUS

Prior to the game against Florida Gulf Coast, Miami was allowing opponents a 38.1 percent (24-63) shooting clip from long range. The Canes forced the Eagles into shooting just 20 percent from the three-point line, hitting only 3-of-15, on Nov. 22. FGCU was shooting 43.2 percent from long range entering the game.

10 THINGS TO KNOW ABOUT CANES HOOPS

3 The Hurricanes have made a three-point basket in 315-straight games and have made at least one trey in 772 of 775 games since the NCAA adopted the three-point shot in 1986.

4 A Hurricane has led the ACC in three-point field goal percentage in four of the last five seasons — Malcolm Grant in 2011 (.428), Adrian Thomas in 2010 (.421) and Jack McClinton in 2009 (.453), with an ACC-high 3.2 threes per game) and 2007 (.440, with an ACC-high 2.9 threes per game).

5 The Hurricanes have advanced to the postseason five times in seven seasons, with four NIT appearances and one NCAA appearance.

8 Miami is in its eighth season in the ACC.

10 Miami trails only Duke with 10 All-ACC Academic Men's Basketball Team selections over the last six years.

11 The Hurricanes return 11 players from its 12-man roster that went 21-15 last season, but only eight are available to play.

12 UM has played in the postseason 12 of the past 17 years, five of which were in the NCAA Tournament.

14 In 14 years at Mason, Larranaga led the Patriots to five NCAA Tournament appearances (2011, 2008, 2006, 2001, 1999), including the 2006 Final Four.

26 The Hurricanes have won 26 consecutive non-conference games at the BankUnited Center and have defeated 41 of its last 43 non-conference opponents at home.

630 Miami had held 630 of its last 631 opponents to less than 100 points. UNC was the last team to score 100+, defeating UM 105-64 on Jan. 31, 2007.

UM Communications

Assoc. AD for Communications Chris Freet
c.freet@miami.edu

MBB Contact Amy Woodruff
Assistant Director of Communications

Work/Cell (305) 284-3241 / (813) 410-1194

Email a.woodruff@miami.edu

Website www.HurricaneSports.com

2011-12 UM Quick Facts

Location	Coral Gables, Fla.
Stadium	BankUnited Center
Press Row	305-284-2111
Capacity	7,200
Enrollment	14,078
Founded	1925
Colors	Orange, Green, White
Nickname	Hurricanes
Mascot	Sebastian the Ibis
Conference	Atlantic Coast
President	Dr. Donna E. Shalala
Director of Athletics	Shawn Eichorst
Address	5821 San Amaro Drive Coral Gables, Fla. 33146

Head Coach	Jim Larranaga
Alma Mater	Providence, 1971
Record at UM	4-0 / First season
Overall Record	474-334 / 28th season

UM 2010-11 Overall Record	21-15
UM 2010-11 ACC Record	6-10
UM 2010-11 ACC Finish	9th

STAFF

Eric Konkol (Wisconsin-Eau Claire, '00)
Michael Huger (Bowling Green, '94)
Chris Caputo (Westfield (Mass.) State, '02)
Director of Operations: Mike Summey
Assoc. Director of Operations: Jamie Vathielil
Athletic Trainer: Wes Brown
Strength & Conditioning Coach: Jim Krumpos

HISTORY

First Season of Basketball	1926
Overall All-Time Record	876-670
Year UM Joined ACC	2004-05
NCAA Appearances	Six 1960, 1998, 1999, 2000, 2002, 2008
Last NCAA Appearance	L, 75-72 Second Round vs. Texas, 2008
NIT Appearances	10 1961, 1963, 1964, 1995, 1997, 2001, 2005, 2006, 2009, 2011
Last NIT Appearance	L, 79-64 Quarterfinals vs. Alabama, 2011

KEY RETURNERS

Name	Pts./Reb.	GP/S	Pos.	Yr.
Scott	13.6/4.2	36/35	G	Jr.
Grant	14.8/3.2 apg	36/36	G	Sr.
Johnson*	11.9/9.6	36/34	C	Jr.

*Due to injury Johnson will not play until January

SHOOTING FROM LONG RANGE

Miami has attempted 215 shots in its first four games, 90 of which have been from beyond the arc, which means 42 percent of the Canes' shots are from long range. Miami is shooting 34.4 percent from three and 40.9 percent from the field.

HOLDING ONTO THE ROCK

The Canes have only committed 39 turnovers (9.8 tpg) this season and have forced their opponents to cough it up 59 times (14.8 tpg) in four games.

Miami has averaged 12.0 assists per outing, producing a 1.2 assist-to-turnover ratio.

SWOOPÉ MAKES MAJOR IMPROVEMENTS

Sophomore forward Erik Swoopé is averaging 5.0 rebounds per game (20 total) and is fourth on the squad with 7.3 ppg (29 total). In his freshman campaign, Swoopé scored only 40 total points (1.4 ppg) and grabbed 29 rebounds (1.0 rpg).

LARKIN BEGINS WITH THREE IN A TRIO OF GAMES

Shane Larkin has scored three points in his first possession each of his first three games with the Canes. In his debut, Larkin drained a three moments after he stepped on the court for the first time in a collegiate game. Against UNF, Larkin made a nice driving layup, then hit the and-one free throw for his first three points of the game. Against FGCU, Larkin again drained a long ball for his first points of the game.

KADJI IN THE PAINT

Sophomore Kenny Kadji scored the Canes' first four points against UNF and finished the game with nine points and 10 rebounds. The 10 rebounds marks the first double-digit rebounding game by the Canes this season.

SCOTT HITS 9-OF-10 AT THE LINE

Junior Durand Scott converted on nine of 10 free throw attempts at the free throw line against UNF. Scott is 19-of-22 (86.4 percent) at the stripe this season and 229-294 (77.9 percent) for his career.

OFFENSIVE GLASS

The Hurricanes dominated the offensive glass against Tennessee Tech, pulling in 14 offensive rebounds (28 total) compared to the Golden Eagles only managing five offensive boards and 26 total.

NCAA GRANTS LARKIN A WAIVER

On Nov. 15, freshman Shane Larkin received an NCAA waiver that allowed him to compete immediately for the men's basketball team. Larkin originally committed to DePaul in 2010, but was granted a release from the school in August 2011. Larkin averaged 18.8 points, 6.4 rebounds, 6.3 assists and 3.5 steals per game as a senior at Dr. Phillips High in Orlando. A two-time all state player, he was also runner up for the 6A Player of the Year as a junior and senior. His high school resume landed him among the top 20 point guards in the country by Scout.com and earned him a No. 72 national ranking.

JONES OUT FOR THE SEASON

Senior **DeQuan Jones** will not participate in competition during the 2011-12 men's basketball season as the NCAA and University continue their joint investigation. The University and Jones will continue to cooper-

MIAMI'S LARGEST IN 2011-12

Lead	19 vs. Rutgers, 11/15
Deficit	9 vs. Tennessee Tech, 11/11
Margin of Victory	15 vs. Rutgers, 11/15
Margin of Defeat	--
Halftime Lead	18, vs. FGCU, 11/22
Halftime Deficit	5, vs. Tenn. Tech, 11/11
Deficit in Win	9, vs. Tenn. Tech, 11/11
Halftime Deficit in Win	5, vs. Tenn. Tech, 11/11
Lead in Loss	--
Halftime Lead in Loss	--

STATS BY HALF

MOST POINTS

UM 1st	42 vs. FGCU, 11/22
Opp 1st	32 Tennessee Tech, 11/11
UM 2nd	44 vs. UNF, 11/19
Opp 2nd	37 UNF, 11/19

LEAST POINTS

UM 1st	27 vs. Tennessee Tech, 11/11
Opp 1st	24 vs. FGCU, 11/22
UM 2nd	18 vs. FGCU, 11/22
Opp 2nd	26 Tennessee Tech, 11/11 26 vs. FGCU, 11/22

MOST REBOUNDS

UM 1st	22 vs. Tennessee Tech, 11/11
Opp 1st	17 UNF, 11/19 17 vs. FGCU, 11/22
UM 2nd	20 vs. Tennessee Tech, 11/11
Opp 2nd	24 Rutgers, 11/11

LEAST REBOUNDS

UM 1st	15 vs. Rutgers, 11/15
Opp 1st	14 Tennessee Tech, 11/11
UM 2nd	15 vs. UNF, 11/19 15 vs. FGCU, 11/22
Opp 2nd	12 Tennessee Tech, 11/11

FG SHOOTING (BEST)

UM 1st	56.0 (14-25) vs. Rutgers, 11/15
Opp 1st	42.3 (11-26) Tenn. Tech, 11/11
UM 2nd	55.0 (11-20) vs. UNF, 11/19
Opp 2nd	45.0 (9-20) vs. FGCU, 11/22

FG SHOOTING (WORST)

UM 1st	37.9 (11-29) vs. Tenn Tech, 11/11
Opp 1st	37.9 (11-29) vs. FGCU, 11/22
UM 2nd	16.7 (4-24) vs. FGCU, 11/22
Opp 2nd	35.1 (13-37) Rutgers, 11/15

FT SHOOTING (BEST)

UM 1st	81.8 (9-11) vs. FGCU, 11/22
Opp 1st	66.7 (4-6) Tenn. Tech, 11/11
UM 2nd	90.0 (18-20) vs. Tenn. Tech, 11/11
Opp 2nd	71.4 (5-7) vs. FGCU, 11/22

FT SHOOTING (WORST)

UM 1st	0.0 (0-2) vs. Rutgers, 11/15
Opp 1st	0.0 (0-4) Rutgers, 11/15
UM 2nd	63.2 (12-19) vs. Rutgers, 11/15
Opp 2nd	0.0 (0-2) Rutgers, 11/15

3-POINT SHOOTING (BEST)

UM 1st	53.8 (7-13) vs. Rutgers, 11/15
Opp 1st	60.0 (6-10) Tenn. Tech, 11/11
UM 2nd	50.0 (3-6) vs. UNF, 11/19
Opp 2nd	50.0 (6-12) Rutgers

3-POINT SHOOTING (WORST)

UM 1st	30.0 (3-10) vs. Tenn. Tech, 11/11
Opp 1st	0.0 (0-7) vs. FGCU, 11/22
UM 2nd	16.7 (2-12) vs. FGCU, 11/22
Opp 2nd	28.6 (2-7) Tenn. Tech, 11/11

2011-12 BREAKDOWN

Record	Overall	ACC
Home	4-0	
Away		
Neutral		

RECORD BY MONTH

	Overall	ACC
November	4-0	

RECORD BY STARTING LINEUP

Grant, Scott, Adams, Swoope, Kadji	4-0
------------------------------------	-----

MIAMI'S RECORD WHEN

Leading at halftime:	3-0
Trailing at halftime:	1-0
Tied at halftime:	--
Overtime:	--
Leading with 2:00 left	4-0
Trailing with 2:00 left	--
Tied with 2:00 left	--
UM shoots 50% or better from field:	--
UM shoots 40-49% from field:	2-0
UM shoots under 40% from field:	2-0
Opp. shoots 50% or better from field:	--
Opp. shoots 40-49% from field:	3-0
Opp. shoots under 40% from field:	1-0
UM outrebounds opponent:	1-0
Opp. outrebounds UM:	3-0
Tied in rebounds:	--
UM records 10 or more steals:	--
UM records 15 or more assists:	--
UM commits less than 15 turnovers:	4-0
UM commits 15 or more turnovers:	--
UM commits less turnovers than opp.:	3-0
UM commits more turnovers than opp.:	1-0
Tied in turnovers:	--
UM shoots 70% or better from the line:	3-0
UM shoots less than 70% from the line:	1-0
UM scores 59 points or less:	--
UM scores between 60-69 points:	2-0
UM scores between 70-79 points:	2-0
UM scores between 80-89 points:	--
UM scores between 90-99 points:	--
UM scores 100 or more points:	--
Two or less Canes score in double figures:	1-0
Three Canes score in double figures:	2-0
Four or more Canes in double figures:	1-0
Playing on Saturday:	1-0
Playing on Sunday:	--
Playing on Monday:	--
Playing on Tuesday:	2-0
Playing on Wednesday:	--
Playing on Thursday:	--
Playing on Friday:	1-0
Playing during the afternoon:	--
Playing in the evening (5 p.m. or later):	4-0
Games decided by three points or less:	--
Games decided by four to 10 points:	1-0
Games decided by 11-20 points:	3-0
Games decided by more than 20 points:	--

ate fully with the NCAA. Jones averaged 4.5 ppg and 2.5 rpg his junior season.

CANES WEARING LEBRON COLORWAYS

The University of Miami are one of three university basketball teams to hit the court on October 14 in their own colorways of the new LEBRON 9.

The Hurricanes will play in white/white/gorge green/total orange this season. Miami's colorway shoe will be available on retail on Nov. 29.

Light yet powerful, like its namesake, LeBron James -- and designed in conjunction with his insight -- the LEBRON 9 is the first shoe to integrate Flywire technology and Hyperfuse construction in the upper for superior support. The shoe also combines Max Air 180 and a Nike Zoom unit for comfort and responsiveness.

FORMER CANE HOOPER IN THE NFL

Former Cane hooper Jimmy Graham (2005-09), and current New Orleans tight end, had seven receptions for 82 yards and scored one touchdown in the Saints' 26-23 victory over Atlanta on Nov. 13. In two years with New Orleans, Graham has 93 receptions for 1,229 yards and 11 touchdowns.

At Miami, Graham played basketball from 2005-2009, graduated with a double major in marketing and management, then joined the 2009 football team while taking graduate classes. That season he totaled 17 receptions for 213 yards and five touchdowns. Graham averaged 4.2 ppg, shooting 49.5 percent from the field, and 4.2 rpg in 120 games in his four years with the Miami men's basketball team.

MIAMI IS A TOP ACADEMIC INSTITUTION

Already the top academic institution in the state of Florida and a world-renowned research institution, the University of Miami and its Department of Athletics are building upon its reputation for developing world-class students. In the 2012 edition of the U.S. News & World Report's annual issue, the University of Miami rose to number 38 - up from 47 last year, a nine-point rise. UM remains the highest ranked school in the state of Florida.

FAST BREAKS

They are stories of perseverance. Stories about growing up, becoming men and being a part of a family. One-by-one, we hear from them. These are the Miami Hurricanes. Check out Miami's website or the player bio section of the notes for in-depth interviews with each player.

NEW FACES

Junior Trey McKinney Jones and sophomore Kenny Kadji each made their Hurricane debuts in the game against Tennessee Tech then freshman Shane Larkin played his first collegiate game against Rutgers.

McKinney Jones scored 12 points and grabbed four rebounds in his debut. Kadji made a splash against Rutgers with 15 points, 5 rebounds and a block after going 0-3 from the field in his UM debut against Tennessee Tech.

After being made eligible just five hours before tip-off, Larkin registered his first points, 3-point field goal, steal, rebound and assist against Rutgers. He ended his first game with three points, one rebound, a steal and an assist in 22 minutes.

MIAMI VS. THE CONFERENCES

Ohio Valley (Tennessee Tech)	1-0
BIG EAST (Rutgers)	1-0
Atlantic Sun (UNF, FGCU)	2-0

2010-11 ACC FINAL STANDINGS

North Carolina	14-2	29-8
Duke	13-3	32-5
Florida State	11-5	23-11
Clemson	9-7	22-12
Boston College	9-7	21-13
Virginia Tech	9-7	22-12
Maryland	7-9	19-14
Virginia	7-9	16-15
Miami	6-10	21-15
NC State	5-11	15-16
Georgia Tech	5-11	13-18
Wake Forest	1-15	8-24

2010-11 ALL-ACC ACADEMIC TEAM

John Cahill (BC), Luke Loucks (FSU), Ryan Kelly (DU), Mason Plumlee (DU), Tyrone Garland (VT), Will Regan (UVA), Will Sherrill (UVA), Kyle Singler (DU), Tanner Smith (CU), **Erik Swoope (UM)**, **Adrian Thomas (UM)**, Mfon Udofia (GT), Tyler Zeller (NC).

Miami trails only Duke with 10 All-ACC Academic Men's Basketball Team selections over the last six years.

Miami's All-ACC Academic Team

2011: Erik Swoope, Adrian Thomas
 2010: Antoine Allen
 2009: Jack McClinton
 2008: Jack McClinton
 2007: Jimmy Graham, Jack McClinton
 2006: Brian Asbury, Jimmy Graham, Adrian Thomas

LARRANAGA INDUCTED INTO NYC HALL OF FAME

Coach Jim Larranaga was inducted into the New York City Basketball Hall of Fame on Sept. 22, 2011, in a ceremony held at the New York Athletic Club on Central Park South at 59th Street.

Born in the Bronx, N.Y., Larranaga built the George Mason Patriots' program into a perennial contender in the highly-regarded Colonial Athletic Association, winning more games than any other coach in program and conference history (273) en route to three conference titles (2008, 2001, 1999). Larranaga was joined at the 2011 induction ceremony by Donnie Walsh, former New York Knicks President; longtime Knicks trainer Mike Saunders; former Knick John Warren; a member of the Knicks 1969-70 NBA championship team, the late Lloyd "Sonny" Dove; Debbie Mason, the former All-America from Queens College known as "Lady Pearl"; Tom Henderson, an all-city performer from DeWitt Clinton H.S. in the Bronx; and former Fordham All-America Kenny Charles.

The New York City Basketball Hall of Fame, founded in 1990, includes a number of basketball legends. The Hall of Fame's 1990 charter class included Kareem Abdul-Jabbar, Red Auerbach, Bob Cousy, Clair Bee, Billy Cunningham, Pop Gates, Connie Hawkins, Dick McGuire and Adolph Schayes.

CANES IMPROVE STRENGTH & SPEED

Miami adapted to many changes in the past few months with the addition of coaches and new philosophies. Now the team is learning how basketball is not just about playing defense and shooting a basketball, it's also about the weight room. Since Strength and Conditioning Coach Jim Krumpas joined the staff in the spring, the men's basketball team has increased its strength and speed exponentially. The players were first tested in various strength and agility tests in late May, then were checked again the first week of October. Within those five months, the Canes tremendously improved their team averages on the one-step vertical jump (two inches), the bench press average maximum (26 pounds), the 185 test (3.7 reps) and the mile run (90 seconds). Individually, Malcolm Grant and DeQuan Jones each added four inches to their one-step vertical jump, closely followed by a 3.5-inch increase by Garrius Adams. Four players - Raphael Akpejori, Rion Brown, DeQuan Jones and Trey McKinney Jones - increased their leg press weight by 180 pounds and three players - Akpejori, Reggie Johnson and Jones - added 50 pounds to their bench press maximums. In the 185 test, bench pressing 185 pounds as many times as possible, Johnson upped his mark by eight reps and Adams added seven more up-and-downs. Adams and Jones also had major improvements in the chin up (body weight plus weight attached to a belt), notching 69 more pounds per pull up than their previous mark. In the mile run, Justin Heller and Durand Scott each knocked off at least three minutes from their original time, while Jones took two fewer minutes on his second testing. Akpejori ran a team-best mile with a time of 5:22, closely followed by Rion Brown at 5:23.

TWO HS SENIORS SIGN NLI WITH CANES

High school seniors Melvin Johnson and Tonye Jekiri have each signed a National Letter of Intent with the University of Miami men's basketball program, head coach Jim Larranaga announced. Jekiri, a 6-11, 220-pound center from Nigeria, is a local product from Hialeah's Champagnat Catholic School. Johnson is a 6-3, 188-pound guard from the Bronx, N.Y., who plays high school ball at St. Benedict's Prep (N.J.).

Jekiri is rated the 17th-best center in the country by ESPN.com and No. 13 by Scout.com. The big man can play with his back to the basket or step out for a 10-12-foot shot, and he can run the floor like a guard. A native of Nigeria, Jekiri moved to South Florida in September 2010 to begin his basketball career. He averaged 14 points and 10 rebounds per game last season with Champagnat, his first year of organized hoops. On the AAU circuit, he played with Team Breakdown over the summer, where he dominated at the Source Hoops Elite Camp and led Team Breakdown to championships in the Breakdown Hoops Festival and the Big Shots Myrtle Beach I. Jekiri chose Miami over considerations from Virginia Tech, Clemson, Florida State, Auburn, Vanderbilt and Alabama.

Jekiri is Larranaga's second recruit from the state of Florida, joining current Canes freshman Shane Larkin from Orlando, Fla.

Also complementing Miami for the 2012-13 season will be Melvin Johnson, a senior guard at St. Benedict's Prep in Newark, N.J. Johnson is rated by ESPN.com as the 44th-best shooting guard in the country in 2012 and ESPNU ranks him No. 51 nationally, and ninth in New York, at the point guard position. He is a deadly spot-up shooter who can stretch opposing defenses and will contribute to Miami's uptempo offensive attack as a combo guard. Johnson traveled the AAU circuit with the Long Island Lightning, earning the MVP of the Hoop Group Elite Camp Session I. Johnson began his prep career with current Canes Durand Scott at Rice High in Harlem, but when the school closed last year, Johnson moved to St. Benedict's. Johnson chose Miami over Virginia Tech, Georgetown, South Florida, Dayton and College of Charleston.

GRANT CANDIDATE FOR SENIOR CLASS AWARD

Senior guard Malcolm Grant joins 60 NCAA® men's and women's basketball student-athletes who excel both on and off the court as candidates for the 2011-12 Lowe's Senior CLASS Award.

To be eligible for the award, a student-athlete must be classified as an NCAA Division I senior and have notable achievements in four areas of excellence - community, classroom, character and competition. The complete list of candidates follows this release.

Grant, from Brooklyn, N.Y., is a Preseason All-ACC Player who led the ACC in three-point percentage, three-pointers made and free throw percentage, earning third team All-ACC honors.

An acronym for Celebrating Loyalty and Achievement for Staying in School®, the Lowe's Senior CLASS Award focuses on the total student-athlete and encourages students to use their platform in athletics to make a positive impact as leaders in their communities.

BANKUNITED CENTER

Opened in 2003, the BankUnited Center, which seats 7,200 fans for basketball games, is located on the University of Miami's beautiful Coral Gables campus. The venue also hosts concerts, trade shows, lecture series and sporting events, in addition to serving as the home to the Hurricanes' men's and women's basketball teams.

Over the last three seasons, the Hurricanes have established home court dominance, winning 51 games at the "BUC" — including a school-record 14-2 mark in 2007-08 and memorable victories over No. 4/5 Duke, No. 6/7 Wake Forest and No. 20/20 Georgia Tech.

With its grand opening in January of 2003 — a 64-61 overtime win over North Carolina, the BankUnited Center became the University's first on-campus venue with seating to accommodate large events offering an ideal capacity for concerts, conferences, lecture series, banquets and more. It significantly increases the University of Miami's collegiate experience for its students by allowing on-campus events such as commencements, sports, convocations and pep rallies. The community also benefits from the venue's utilization as a showcase for a host of family shows and other special activities.

The BankUnited Center has 25 suites. Each suite is equipped with 12 box seats with three additional bar stools, a lounge area, television and phones, along with a kitchen area with a bar and refrigerator.

The BankUnited Center is managed by Global Spectrum. The Philadelphia-based company is part of one of the world's largest sports and entertainment companies, Comcast-Spectacor, which also owns the Philadelphia 76ers (NBA) and the Philadelphia Flyers (NHL).

THE FIELDHOUSE

The newest addition to Miami athletics opened in March of 2009, with the debut of the Hurricanes' on-campus practice facility. The 29,000-square foot facility is conveniently located immediately adjacent to the BankUnited Center, alongside the Hurricanes 100 Room north of the arena. The new facility houses several full-size practice courts, as well as a multi-purpose room to host a variety of events — including the Miami Heat's 2010 Media Day.

Miami basketball players have access to the secure facility 24 hours a day, allowing the Hurricanes court time at any time all-year round. UM players use the facility for both conditioning and practice sessions, as well as for individual workouts and pick-up games.

The Fieldhouse was also honored for its sustainability components, earning the LEED® Gold designation established by the U.S. Green Building Council and verified by the Green Building Certification Institute (GBCI).

The facility achieved the certification specifically for its energy use, lighting, water and material use as well as incorporating a variety of other sustainable strategies. By using less energy and water, LEED certified buildings save money for businesses and taxpayers; reduce greenhouse gas emissions; and contribute to a healthier environment for residents, workers and the larger community.

AP POLL - 11/21

1	North Carolina (62)	3-0	1,621
2	Kentucky	4-0	1,528
3	Ohio State (1)	3-0	1,493
4	Connecticut (2)	4-0	1,426
5	Syracuse	4-0	1,353
6	Duke	4-0	1,305
7	Louisville	3-0	1,186
8	Memphis	1-0	1,123
9	Baylor	3-0	1,079
10	Florida	2-1	998
11	Wisconsin	3-0	916
12	Xavier	3-0	912
13	Alabama	5-0	820
14	Kansas	1-1	717
15	Michigan	3-0	587
16	Marquette	4-0	558
17	Pittsburgh	2-1	524
18	Vanderbilt	3-1	468
19	Gonzaga	3-0	454
20	California	3-0	420
21	Missouri	3-0	327
22	Florida State	4-0	323
23	Arizona	4-1	273
24	Mississippi State	4-1	215
25	Texas A&M	3-1	108

Others receiving votes: Cleveland State 94, Michigan State 58, Creighton 48, Cincinnati 30, Washington 27, UNLV 23, Villanova 18, Temple 14, San Diego State 12, Saint Mary's 9, Oregon State 7, Kent State 7, Belmont 6, Saint Louis 6, Purdue 4, New Mexico State 4, Notre Dame 4, Long Beach State 4, Texas 4, Harvard 3, Illinois 2, Georgetown 2, Middle Tennessee 2, Minnesota 1, Marshall 1, West Virginia 1

ESPN/USA TODAY - 11/21

1	North Carolina (30)	3-0	774
2	Kentucky (1)	4-0	732
3	Ohio State	3-0	708
4	Connecticut	4-0	668
5	Syracuse	4-0	652
6	Duke	4-0	640
7	Louisville	3-0	555
8	Memphis	1-0	497
9	Florida	2-1	480
10	Baylor	3-0	443
11	Wisconsin	3-0	438
12	Xavier	3-0	394
13	Alabama	5-0	379
14	Kansas	1-1	327
15	Michigan	3-0	288
16	Pittsburgh	2-1	252
17	Marquette	4-0	241
18	California	3-0	216
19	Gonzaga	3-0	208
20	Florida State	4-0	189
21	Missouri	3-0	181
22	Vanderbilt	3-1	179
23	Arizona	4-1	134
24	Texas A&M	3-1	65
25	Creighton	4-0	62

Others receiving votes: Mississippi State 58, Purdue 48, Villanova 48, Texas 31, UNLV 23, Cincinnati 23, Northwestern 22, Temple 20, Cleveland State 20, Saint Louis 12, Michigan State 12, George Mason 10, Illinois 8, Long Beach State 8, San Diego State 8, Saint Mary's 6, Oklahoma State 6, Washington 3, Virginia 2, Indiana 2, Marshall 1, Harvard 1, Notre Dame 1

apg, 1.8 rpg). The senior posted an ACC-high 2.6 three-pointers per game at a league-high 42.3 percent (19th in the nation), while converting an ACC-best 85.3 percent from the charity stripe.

Miami also returns second-leading scorer **Durand Scott**, who averaged 13.6 points (12th in the ACC), 4.2 rebounds and 3.1 assists per game, shooting 44.5 percent from the field, 39.1 percent from beyond the arc and 83.7 percent (third in the ACC) from the charity stripe.

Big man **Reggie Johnson** earned 2011 All-ACC Honorable Mention accolades, averaged 11.9 points (20th in ACC), a team-high 9.6 rebounds (fourth in ACC) and a team-best 1.3 blocks per game as a sophomore, shooting 59.1 percent from the field – the third-highest single-season percentage in UM history. He is expected to be back on the court in January after tearing the meniscus in his right knee during a pickup game in June.

THE NEWCOMERS

Four playmakers joined the team for the 2011-12 season in **Kenny Kadji** (Florida), **Trey McKinney Jones** (UMKC), **Bishop Daniels** (Word of God) and **Shane Larkin** (Dr. Phillips). Kadji and McKinney Jones each attended UM last season, but had to sit out due to NCAA transfer rules.

Kenny Kadji, a 6-10, 248-pound forward/center, played in 42 games at the University of Florida before transferring to UM in the summer of 2011. He was the fifth-ranked center in the high school class of 2008 by both Rivals.com and Scout.com. **Trey McKinney Jones**, a 6-5, 205-pound transfer from UMKC, played in 61 games for the Roos, averaging 10.9 points and shooting a team-best 47.6 percent in his sophomore season. He also dished out 60 assists, the second-most on the team, in his second year.

Bishop Daniels, a 6-2, 175-pound point guard, is a sharpshooter with tremendous jumping ability who came to Miami from Raleigh's Word of God Christian Academy. Daniels was rated the No. 4 dunker in the 2011 class by Rivals. **Shane Larkin**, a 5-11, 160-pound point guard from Orlando, rounds out the Hurricane

2011-12 Record Chasers

CAREER 3-POINT LEADERS

1.	Jack McClinton	(2006-09)	286
2.	Steven Edwards	(1992-96)	265
3.	Darius Rice	(2000-04)	260
4.	Robert Hite	(2002-06)	228
5.	Adrian Thomas	(2005-11)	204
6.	Guillermo Diaz	(2003-06)	174
7.	James Dews	(2006-10)	170
	Kevin Presto	(1985-89)	170

9. **Malcolm Grant (2009-pres.) 168**

10. Johnny Hemsley (1996-00) 164

Note: 3-point FGs were adopted in 1986-87

CAREER CONSECUTIVE GAMES WITH 3-POINT FIELD GOAL MADE

1.	Jack McClinton, 2008-09	35
2.	Steven Edwards, 1994-95	32
3.	Jack McClinton, 2007-08	30
4.	Malcolm Grant, 2010-pres.	27
5.	Steven Edwards, 1993	26
6.	Adrian Thomas, 2010-11	20
	Johnny Hemsley, 1998-99	20
	Steven Edwards, 1995-96	20
9.	Marcus Barnes, 2002	17
10.	James Dews, 2007-08	16
11.	Adrian Thomas, 2010	15
	Darius Rice, 2001	15
13.	Malcolm Grant, 2010	14
	Adrian Thomas, 2009	14
	Darius Rice, 2003	14
	James Jones, 2001	14
	Kevin Presto, 1988-89	14
	Steven Edwards, 1994	14
	Steve Frazier, 1994	14

CAREER ASSISTS

1.	Vernon Jennings, 1996-00	520
2.	Kevin Norris, 1994-98	493
3.	John Salmons, 1998-02	429
4.	Kevin Presto, 1985-89	412
5.	Thomas Hocker, 1987-90	384
6.	Anthony Harris, 2002-07	330
7.	Michael Gardner, 1991-94	319
8.	Steven Edwards, 1992-96	312
9.	Mike Simmons, 1998-03	263
10.	Jerome Scott, 1988-92	257
11.	Durand Scott, 2009-pres.	240
11.	Jack McClinton, 2006-09	239
13.	Malcolm Grant, 2009-pres.	238
	Guillermo Diaz, 2003-06	238
15.	Dennis Burns, 1985-89	236

THE 2011-12 MIAMI TEAM

The Hurricanes welcome head coach Jim Larranaga and his staff to guide Miami into its eighth season in the ACC. In 14 years at George Mason, Larranaga led the Patriots to five NCAA Tournament appearances (2011, 2008, 2006, 2001, 1999), including the 2006 Final Four.

Miami returns 11 players from its 12-man roster that went 21-15 and advanced to the NIT quarterfinals in 2011, although only eight are available to play at this time. Injuries have sidelined Reggie Johnson and Julian Gamble while DeQuan Jones will sit out the season due to an NCAA and University joint investigation. The Hurricanes have played games in the postseason in 12 of the past 17 years, five of which were in the NCAA Tournament.

TRIO OF STARTERS RETURN

Among Miami's 11 returners is leading scorer and All-ACC Third Team pick **Malcolm Grant** (14.8 ppg, 3.2

CREDENTIAL REQUESTS

Credential requests are taken via e-mail. Please e-mail Amy Woodruff (A.Woodruff@miami.edu). Requests must be made a week in advance of the game. Media attending games will have to show ID and pass through security to enter the BankUnited Center. Any misuse of credentials will result in removal from the BankUnited Center and the permanent voiding of the credential.

INTERVIEWS

Coach Larranaga and requested players are available at the beginning of practice throughout the season. Please contact Amy Woodruff (A.Woodruff@miami.edu) to request attendance at practice. Under no circumstances should media members contact a Miami student-athlete without prior consent and approval from the UM Communications office and/or basketball contact Amy Woodruff. The same policy applies to the family members of student-athletes.

STAFF INTERVIEWS

All interview requests for assistant coaches or athletics department staff members must also be approved and cleared by the UM Communications office and/or basketball contact Amy Woodruff.

POSTGAME POLICY

The UM locker room is closed at all times. For home games, Coach Larranaga and a handful of Hurricane players will report to the media room for interviews following the opposing team's postgame press conference. UM will take interview requests for players and assistant coaches with 10 minutes remaining in the game. On the road, Miami will conduct interviews at the designated location by the host institution.

newcomers. Larkin led Dr. Phillips High to a 27-6 record his senior season by averaging 18.8 points, 6.3 assists and 3.5 steals per game.

CANES POST SECOND-BEST TEAM GPA

In the spring of 2011, the men's basketball team posted its second-best spring team GPA in the history of the program. Senior Julian Gamble earned a 4.0 GPA for the fall 2010 semester while Eric Swoope, Adrian Thomas, Justin Heller and Ryan Quigstar registered a 3.0 or better to be named to the 55th Annual ACC Honor Roll. Swoope and Thomas were also listed on the 2011 All-ACC Academic Men's Basketball Team.

JOHNSON UNDERGOES KNEE SURGERY

Center Reggie Johnson successfully underwent surgery on June 30 to repair a torn meniscus in his right knee and is expected to be sidelined for five to six months as he recuperates.

Johnson injured the knee during a pick-up game with teammates on June 27 and underwent a MRI on June 28. University of Miami team physician Dr. Bryson Lesniak, M.D., performed the surgery on June 30, which revealed the extent of the injury. Rehabilitation is expected to last from five to six months, which would allow Johnson to return in time for the start of the Atlantic Coast Conference schedule in January.

2010-11 REVIEW

The Hurricanes closed the 2010-11 season with a 21-15 overall record, having won nine of their last 15 games, and advancing to the quarterfinals of the National Invitation Tournament for the second time in program history.

The 2011 Canes finished at No. 69 in the final NCAA RPI with a strength of schedule ranked No. 41 by Real-TimeRPI.com and No. 43 by CollegeRPI.com.

Last season, Miami registered wins over NCAA Tournament teams West Virginia and Akron, as well as NIT teams Boston College (twice), McNeese State, Florida Atlantic and Missouri State.

100 ASSISTS FOR GRANT AND SCOTT

Malcolm Grant and Durand Scott were the first teammates to notch consecutive 100-assist seasons since Thomas Hocker and Kevin Presto achieved the feat in both 1987-88 and 1988-89. In 2009, Grant and Scott became the first UM duo since 1992-93 to collect 100 assists in the same season and the fourth pair of teammates to do so in UM history.

In 2010-11 Grant totaled 115 handouts while Scott notched 112 assists. The previous season, Grant totaled 117 while Scott added 113.

ONLY ONE KEY LOSS IN FORWARD THOMAS

Miami lost only one player from the 2010-11 roster, in three-point specialist Adrian Thomas. He appeared

in a school-record 132 games over six years as a Hurricane. Thomas played in all 36 games last year, making 11 starts, including nine straight to close his collegiate career. He averaged 9.1 ppg, 3.7 rpg and 2.6 three-pointers per game - second-best in the ACC behind teammate Malcolm Grant. He also ranked eighth in the ACC, hitting 38.9 percent from long range. Thomas hit a three in 20-straight (1/8-3/21) games for the second-longest active streak in the ACC, and he made a three-pointer in 28 of his last 30 games, and in 78 of his last 87 games. Of his 105 field goals made in 2010-11, 93 were from beyond the arc (.886).

CARDIAC CANES

In 2011, the "Cardiac Canes" had an ACC-record eight-straight games decided by four points or less. The Hurricanes saw this trend reemerge in the ACC Tournament, where both of their games were decided in the final moments — the 10-point comeback with 42.5 seconds to go to ultimately defeat Virginia in overtime and the buzzer-beating layup by North Carolina to knock UM out in the ACC quarterfinals.

LONG DISTANCE FIREPOWER

Behind the long-distance firepower of the ACC's top-two most prolific three-point shooters in Adrian Thomas and Malcolm Grant, the Hurricanes knocked down a school record 283 three-pointers last season, besting their previous high of 251 set in 2008-09. The duo, both ranking among Miami's top four in single-season three-pointers, accounted for 187 (66 percent) of those treys.

The Hurricanes attempted a program-high 750 three-point field goals last season, surpassing the previous high of 684 set in 2001-02.

Converting 37.7 percent from beyond the arc as a team, the 2011 Hurricanes' conversion rate was second-best in UM history, just behind a program-best 38.5 percent in 2007-08.

COMEBACK WIN PROPELS MIAMI IN TOURNEY

The ninth-seeded Miami men's basketball team used an amazing comeback in its ACC Tournament opening round game — overcoming a 10-point deficit with under 40 seconds to go, to force overtime and knock eighth-seeded Virginia out of the ACC Tournament with the 69-62 decision. It is believed to be the biggest comeback in under a minute to play in ACC Tournament history, as the 'Canes erased a 53-43 deficit beginning with a Durand Scott three-pointer with 34 seconds to play in regulation.

THE LAST TIME A ...**Player Scored 30 Points**

Miami Jack McClinton (34) vs. Duke, 2/7/09
 Opponent Joe Trapani (31), Boston College, 1/19/10

Player Scored 35 Points

Miami Jack McClinton (35) vs. North Carolina, 3/15/09
 Opponent Sean Singletary (41), Virginia, 3/1/08

Player Scored 40 Points

Miami Darius Rice (43) vs. Connecticut, 1/20/03
 Opponent Sean Singletary (41), Virginia, 3/1/08

Two Players Scored 20 Points

Miami Malcolm Grant (23), Reggie Johnson (20) at NC State, 1/23/11
 Opponent Anthony Banks (21), Reed Baker (20), Florida Gulf Coast, 11/27/10

Three Players Scored 20 Points

Miami Dwayne Collins (23), Brian Asbury (21), Jack McClinton (20) vs. Virginia Tech, 1/25/09
 Opponent Travis Mays (40), Alvin Heggs (22), Lance Blanks (21), Texas, 2/22/89

Five Players Scored in Double Figures

Miami Rion Brown (19), Malcolm Grant (16), Durand Scott (15), Adrian Thomas (12), Reggie Johnson (12) vs. Maryland, 3/2/11
 Opponent Jon Scheyer (27), DeMarcus Nelson (19), Kyle Singler (12), Greg Paulus (12), Lance Thomas (10) Duke, 2/20/08

Six Players Scored in Double Figures

Miami Rion Brown (16), Reggie Johnson (12), Durand Scott (12), Gariis Adams (11), Malcolm Grant (10), DeQuan Jones (10) vs. McNeese State, 11/24/10

Player Grabbed 15 Rebounds

Miami Reggie Johnson (20) vs. Florida Atlantic, 3/16/11
 Opponent Gani Lawal (18), Georgia Tech, 2/10/10

Two Players Grabbed 10 Rebounds

Miami Dwayne Collins (14) and Reggie Johnson (10) vs. Florida Atlantic, 12/19/09
 Opponent Marcus Ginyard (12), John Henson (12), North Carolina, 3/2/10

Three Players Grabbed 10 Rebounds

Miami Mark Richardson (11), Eric Brown (10), Joe Wylie (10) vs. FIU, 3/6/89
 Opponent Matt Harpring (12), Dion Glover (10), Michael Maddox (10), Georgia Tech, 12/2/79

Player Had 10 Assists

Miami Durand Scott (10) vs. North Carolina Central, 11/14/09
 Opponent Kendall Marshall (10), North Carolina, 3/11/11

Player Had 10 Blocks

Miami Anthony King (10) vs. Florida Atlantic, 11/29/04
 Opponent Jarvis Varnado (10), Mississippi State, 12/13/07

Player Had a Double-Double

Miami Reggie Johnson (14 pts, 20 rebs) vs. Florida Atlantic, 3/16/11
 Opponent John Henson (10 pts, 13 rebs), North Carolina, 3/11/11

Player Had a Triple-Double

Miami Anthony King (11 pts, 10 reb, 13 blks) vs. Florida Atlantic, 11/29/04
 Opponent Brendan Haywood (18 pts, 14 reb, 10 blks), North Carolina, 12/4/00

Two Players Had Double-Doubles

Miami Brian Asbury (16 pts, 15 reb), Dwayne Collins (10 pts, 15 reb) at Georgia Tech, 3/4/09
 Opponent Hasheem Thabeet (19 pts, 14 reb), A.J. Price (13 pts, 11 reb), Connecticut, 11/23/08

Team Scored 100 Points

Miami 108 vs. Nova Southeastern, 11/16/09
 Opponent 105, North Carolina, 1/31/07

Team Scored 50 Points in a Half

Miami 55 (2nd Half) vs. Missouri State, 3/21/11
 Opponent 51 (2nd Half), UCF, 12/18/10

Team Shot 50 Percent in Both Halves

Miami .630 (17-27)/.565 (13-23) vs. Florida Atlantic, 3/16/11
 Opponent .500 (16-32)/.500 (12-24), Duke, 2/13/11

Team Shot 60 Percent in a Half

Miami .630 (17-27) first half vs. Florida Atlantic, 3/16/11
 Opponent .600 (12-20), second half, Virginia, 2/5/11

Team Shot 60 Percent in a Game

Miami .600 (30-50) vs. Florida Atlantic, 3/16/11
 Opponent .622 (23-37), Clemson, 12/21/08

Team Shot Less Than 30 Percent in a Game

Miami .292 (14-48) at Rutgers, 11/21/10
 Opponent .274 (17-62), Georgia Tech, 2/3/11

North Florida vs. Miami Game 3
11-19-11 at BankUnited Center

Garrius Adams scored 14 points as Miami defeated North Florida 75-62. The Ospreys rallied from an 18-point deficit early in the second half and got to within six, at 66-60 on Parker Smith's 3-pointer with 3:10 remaining. The Hurricanes (3-0) held North Florida scoreless in the next 1:32 and secured the win as Durand Scott converted four free throws and Kenny Kadji added another foul shot. Miami converted 20 of 26 free throws, while the Ospreys finished 8 of 14 from the free-throw line. Travis Wallace scored 16 points, 12 in the second half, for North Florida (1-3). The loss was the Ospreys' third straight in their all-time series against Miami, but the result was much closer than the Hurricanes' 85-63 victory in 2007 and 94-41 rout in 2008. Held to five points in the first half, Malcolm Grant responded with eight second-half points. Grant hit consecutive 3-pointers in a 37-second span that gave Miami a 48-32 lead with 14:17 to play. Shane Larkin's 3-pointer with 12:41 remaining gave the Hurricanes their biggest lead, at 50-32. Erik Swoope's basket and two free throws in the first 37 seconds of the second half gave Miami its first double-digit lead, 35-25. The Hurricanes took the lead for good after outscoring the Ospreys 12-2 during a 1:53 stretch early in the first half. Raphael Akpejori's put-back basket with 12:13 remaining ended the spurt and gave Miami a 16-10 lead. North Florida stayed within striking distance on Jerron Granberry's second 3-pointer that cut Miami's lead to 18-15 with 8:15 left. Granberry finished the first half with four 3-pointers on 4-of-6 shooting from behind the arc, but was held scoreless in the second half. He finished with 12 points. Adams' jumper with 40 seconds remaining gave Miami a 31-25 lead at halftime.

UNF 1-3		tot		3-pt		rebounds											
##	Player	fg	fga	fg	fga	ft	fta	of	de	tot	pf	tp	a	to	b	s	min
04	WILSON, Will	* 0	0	0	0	0	0	2	2	1	0	3	3	0	0	0	25
05	McROY, Charles	* 0	1	0	1	0	0	0	1	1	0	0	1	0	1	0	13
15	GRANBERRY, Jeron*	4	8	4	7	0	0	0	0	1	12	0	1	0	0	0	19
21	DIAZ, Andy	* 5	11	0	1	3	4	5	4	9	4	13	1	5	0	1	26
24	JEUNE, David	* 1	2	0	0	0	0	1	2	3	5	2	0	2	0	0	17
01	WALLACE, Travis	7	14	0	1	2	2	6	1	7	0	16	0	1	1	0	21
03	SMITH, Parker	3	11	3	8	0	0	1	0	1	1	9	2	0	0	0	24
14	WILLIAMS, Jimmy	0	3	0	1	0	2	0	0	0	5	0	4	1	0	2	23
22	SAUEY, Matt	1	1	0	0	1	3	0	5	1	3	1	0	0	0	0	17
25	LANDERS, Fred	2	6	1	2	2	3	1	2	3	2	7	2	0	0	0	15
	TEAM							4	2	6							
	Totals	23	57	8	21	8	14	18	19	37	20	62	14	13	2	3	200
	TOTAL FG%	1st Half: 9-23	39.1%	2nd Half: 14-34	41.2%	Game: 40.4%											
	3-Pt. FG%	1st Half: 5-12	41.7%	2nd Half: 3-9	33.3%	Game: 38.1%											
	F Throw %	1st Half: 2-4	50.0%	2nd Half: 6-10	60.0%	Game: 57.1%											

Miami 3-0		tot		3-pt		rebounds											
##	Player	fg	fga	fg	fga	ft	fta	of	de	tot	pf	tp	a	to	b	s	min
01	Durand Scott	* 1	10	0	1	9	10	0	3	3	4	11	1	0	1	0	33
03	Malcolm Grant	* 4	11	3	6	2	3	0	3	3	0	13	2	0	0	1	30
21	Erik Swoope	* 3	3	0	0	2	4	2	1	3	4	8	1	1	2	1	33
25	Garrius Adams	* 4	8	2	5	4	4	3	2	5	0	14	2	1	0	1	29
35	Kenny Kadji	* 4	7	0	0	1	2	4	6	10	2	9	3	3	1	1	22
00	Shane Larkin	3	5	1	1	0	0	2	2	1	8	2	2	0	1	0	16
04	Trey McKinney Jones	3	6	1	3	0	0	1	2	3	1	7	2	1	0	0	15
10	Raphael Akpejori	2	4	0	0	1	2	3	1	4	3	5	0	0	4	0	22
	TEAM							2	2								
	Totals	24	54	7	18	20	26	15	20	35	15	75	13	8	5	200	
	TOTAL FG%	1st Half: 13-34	38.2%	2nd Half: 11-20	55.0%	Game: 44.4%											
	3-Pt. FG%	1st Half: 4-12	33.3%	2nd Half: 3-6	50.0%	Game: 38.9%											
	F Throw %	1st Half: 1-2	50.0%	2nd Half: 19-24	79.2%	Game: 76.9%											

Officials: Brian Dorsey, Tony Greene, Ray Natili
 Technical fouls: UNF-None. Miami-None.
 Attendance: 3483
Score by Periods
 UNF 25 37 62
 Miami 31 44 75

Points in the paint-UNF 28,UM 24. Points off turnovers-UNF 11,UM 16.
 2nd chance points-UNF 16,UM 17. Fast break points-UNF 0,UM 12.
 Bench points-UNF 35,UM 20. Score tied-1 time. Lead changed-3 times.
 Last FG-UNF 2nd-01:24, UM 2nd-06:47.
 Largest lead-UNF by 4 1st-14:53, UM by 18 2nd-13:35.

FGCU vs. Miami Game 4
11-22-11 at BankUnited Center

Malcolm Grant scored 21 points to lead Miami past Florida Gulf Coast 60-50 on Tuesday night. Grant secured the win, converting 5 of 6 free throws in the final 1:21, as the Hurricanes (4-0) held off a comeback attempt from the Eagles (2-3). Sherwood Brown's third 3-pointer with 1:26 remaining got Florida Gulf Coast within seven at 55-48. After Grant converted two free throws with 1:21 left, Brown hit a driving jumper with 55 seconds remaining to cut the Miami lead to seven, 57-50. Brown scored 19 points to lead Florida Gulf Coast. The Eagles rallied from an 18-point halftime deficit with a 9-0 run in the first 4:16 of the second half. Sherwood Brown's 3-pointer with 15:44 left capped the run and put Florida Gulf Coast within nine, 42-33. Following the 3, neither team scored until Miami finally got on the board on Erik Swoope's slam dunk with 13:06 remaining. Miami broke open a close first half with a 23-6 run in the final 6 minutes. Grant keyed the spurt with 10 points, including two 3-pointers. The Eagles entered the game shooting 43 percent from 3-point range but shot only 3-of-15 against Miami. Brown converted the three Florida Gulf Coast 3-pointers, all in the second half. Shane Larkin dribbled length of the court and hit a driving layup at the buzzer that gave the Hurricanes a 42-24 lead at halftime. Eddie Murray scored consecutive baskets as the Eagles scored six unanswered points early in the first half and took a 10-6 lead with 13:53 remaining. Dante Holmes' lay-up kept Florida Gulf Coast within one at 19-18 with 6:32 remaining before Hurricanes went on their late first half surge.

FGCU 2-3		tot		3-pt		rebounds											
##	Player	fg	fga	fg	fga	ft	fta	of	de	tot	pf	tp	a	to	b	s	min
20	FIELER, Chase	f 0	0	0	0	0	1	2	4	6	0	0	1	1	2	0	28
34	CANTINOL, Kevin	c 2	6	0	0	0	0	2	2	4	3	4	0	2	1	0	16
02	THOMPSON, Bernard	g 2	5	0	1	1	2	1	5	6	3	5	1	4	0	1	27
03	COMER, Brett	g 3	9	0	0	0	1	0	2	2	1	6	4	4	0	0	24
25	BROWN, Sherwood	g 8	12	3	7	0	0	3	8	11	5	19	0	1	0	0	29
01	HOLMES, Dante	2	7	0	3	2	2	0	2	2	2	6	0	1	0	0	19
05	VARDEL, Christophe	0	4	0	3	2	2	0	3	3	4	2	0	2	0	0	23
15	CVJETICANIN, Filip	0	1	0	1	0	0	0	0	0	0	0	1	1	1	0	16
23	MURRAY, Eddie	3	5	0	0	2	3	0	2	2	4	8	0	1	1	0	18
	TEAM							1	1								
	Totals	20	49	3	15	7	11	9	28	37	22	50	7	17	5	1	200
	TOTAL FG%	1st Half: 11-29	37.9%	2nd Half: 9-20	45.0%	Game: 40.8%											
	3-Pt. FG%	1st Half: 0-7	0.0%	2nd Half: 3-8	37.5%	Game: 20.0%											
	F Throw %	1st Half: 2-4	50.0%	2nd Half: 5-7	71.4%	Game: 63.6%											

Miami		tot		3-pt		rebounds											
##	Player	fg	fga	fg	fga	ft	fta	of	de	tot	pf	tp	a	to	b	s	min
21	Erik Swoope	f 2	5	0	0	0	0	3	0	3	4	4	0	1	0	0	22
35	Kenny Kadji	c 2	6	0	0	2	2	3	2	5	1	6	0	0	2	0	23
01	Durand Scott	g 2	8	0	3	1	2	1	4	5	1	5	1	1	2	35	
03	Malcolm Grant	g 5	14	4	11	7	10	0	4	4	1	21	0	0	2	32	
25	Garrius Adams	g 2	8	2	7	1	2	0	4	4	1	7	1	2	0	2	32
00	Shane Larkin	2	6	1	3	3	3	1	5	6	1	8	4	1	0	1	28
04	Trey McKinney Jones	3	9	0	3	3	4	2	3	5	2	9	2	1	0	0	22
10	Raphael Akpejori	0	0	0	0	0	0	0	0	0	1	0	0	0	1	0	6
	TEAM							2	2	4							
	Totals	18	56	7	27	17	23	12	24	36	12	60	12	7	4	7	200
	TOTAL FG%	1st Half: 14-32	43.8%	2nd Half: 4-24	16.7%	Game: 32.1%											
	3-Pt. FG%	1st Half: 5-15	33.3%	2nd Half: 2-12	16.7%	Game: 25.9%											
	F Throw %	1st Half: 9-11	81.8%	2nd Half: 8-12	66.7%	Game: 73.9%											

Officials: Doug Sirmons, Ron Groover, J.B. Caldwell
 Technical fouls: Florida Gulf Coast-None. Miami-None.
 Attendance: 3316
Score by Periods
 Florida Gulf Coast 24 26 50
 Miami 42 18 60

Points in the paint-FGCU 26,UM 12. Points off turnovers-FGCU 4,UM 17.
 2nd chance points-FGCU 10,UM 6. Fast break points-FGCU 2,UM 7.
 Bench points-FGCU 16,UM 17. Score tied-6 times. Lead changed-2 times.
 Last FG-FGCU 2nd-00:55, UM 2nd-02:04.
 Largest lead-FGCU by 4 1st-13:53, UM by 18 1st-01:01.



HEAD COACH JIM LARRANAGA

First Season | Providence, 1971

Hometown: Bronx, N.Y. | Head Coach: American International, 1977-79 | Bowling Green, 1986-97 | George Mason, 1997-2011 | Miami, 2011-present

LARRANAGA'S CAREER

Head Coach

- 2011-pres. University of Miami
- 1997-2011 George Mason University
- 1986-97 Bowling Green State University
- 1977-79 American International College

Assistant

- 1979-86 University of Virginia
- 1971-76 Davidson College

Player / Coach

- 1977 Geronemo Basketball Club (Belgium)

EDUCATION

- Providence College, 1971
- B.A. Economics
- Archbishop Malloy High School, 1967

NCAA APPEARANCES

- 2011 - George Mason
- 2008 - George Mason
- 2006 - George Mason (Final Four)
- 2001 - George Mason
- 1999 - George Mason

NIT APPEARANCES

- 2009 - George Mason
- 2004 - George Mason
- 2002 - George Mason
- 1997 - Bowling Green
- 1991 - Bowling Green
- 1990 - Bowling Green

PLAYING CAREER

- Geronemo Basketball Club (Belgium) 1976-77
- Providence College, 1967-71
- Archbishop Molloy, 1963-67

MISCELLANEOUS

- Clair Bee Coach of the Year, 2006
- CAA Coach of the Year, 2011
- CAA Coach of the Year, 1999

PERSONAL

- Hometown: Bronx, N.Y.
- Born: Oct. 2, 1949
- Wife: Liz
- Sons: Jay and Jon

COACH LARRANAGA ON TWITTER

Follow Coach Larranaga @CanesCoachL on Twitter as he provides news from inside the program walls, insights on his life away from the court and regular updates about his appearances at camps with Dwyane Wade, Erik Spoelstra and many others.

Jim Larranaga was named the 12th head coach of the University of Miami men's basketball program on April 22, 2011.

Larranaga comes to Miami after serving as the head coach at George Mason for 14 seasons. He guided the program to five NCAA Tournament appearances (2011, 2008, 2006, 2001, 1999) – including an unprecedented run to the 2006 Final Four that captured the nation's attention, defeating Michigan State, North Carolina, Wichita State and Connecticut along the way. Following that run, he was selected the 2006 Clair Bee Coach of the Year.

Larranaga built the Patriots' program into a perennial contender in the highly-regarded Colonial Athletic Association, winning more games than any other coach in program and conference history (273) en route to three conference titles (2008, 2001, 1999).

A two-time CAA Coach of the Year honoree, Larranaga earned the accolade in 2011, leading the Patriots to a 27-7 overall record and 16-2 conference mark en route to the CAA regular-season title and their fifth NCAA Tournament appearance under his leadership. Seeded a program-best eighth in the NCAA Tournament, George Mason rallied from a double-digit deficit to defeat ninth-seeded Villanova, 61-57, before falling to overall No. 1 seed Ohio State in the third round.

Larranaga's teams are known for their offensive efficiency and a frenetic defense dubbed the "Scramble." Last season, his Patriots – who were ranked 24th in the final RPI – finished the season 11th in the nation in three-point field goal percentage (39.5), 18th in scoring margin (10.3), 22nd in turnovers (11.1), 26th in assist-to-turnover ratio (1.28) and 37th in scoring defense (62.5). During its 16-game win streak – which catapulted Mason to No. 25 in the ESPN/USA Today Coaches Poll on Feb. 28 – all but four victories came by a double-digit margin. That streak included the 71-51 win at VCU on Feb. 15, with Mason holding the Rams to a season-low offensive output.

He became Mason's all-time leader in men's basketball victories with his 131st win on January 22, 2005, with a 77-58 decision at James Madison. He became the CAA's all-time leader in wins on February 4, 2006, when the Patriots defeated UNC Wilmington. His Mason teams went 182-89 in CAA play.

In 2006, Larranaga became the first coach at a mid-major school to take his team to the Final Four in 27 years and earned an at-large berth for a CAA team for the first time in 20 years. Along the way, he led Mason to a school record in wins, the program's first-ever national ranking, George Mason's first-ever appearance in the Top 10 and the school's first wins over Top 10 teams.

The Patriots finished the year with a 27-8 record and a No. 8 ranking in the final USA Today/ESPN Coaches Poll. Earlier that season, Mason cracked the polls at No. 25, but NCAA tournament wins over Michigan State, No. 10 North Carolina, Wichita State and No. 2 Connecticut vaulted Mason up the poll, and into the national conscience, making Larranaga a household name.

The remarkable run at George Mason began just two years into Larranaga's tenure. After going 9-18 in his first year with the Patriots in 1997-98, Larranaga guided the 1999 Patriots'

WINNINGEST ACTIVE DIVISION I HEAD COACHES*

Name	Wins
1. Mike Krzyzewski	900-284
2. Jim Boeheim	856-301
3. Jim Calhoun	855-367
4. Roy Williams	643-163
5. Bob Huggins	620-227
6. Cliff Ellis	614-384
7. Mike Montgomery	611-281
8. Rick Pitino	597-220
9. Bobby Cremins	567-367
10. Stew Morrill	542-241
11. Rick Barnes	524-257
12. Rick Majerus	491-208
13. Lon Kruger	479-304
14. John Calipari	467-150
15. Tubby Smith	467-198
16. Bill Self	444-151
17. Jim Larranaga	443-308

* Records are prior to the 2011-12 season

LARRANAGA'S CAREER RECORDS

School	Years	Overall	Conference
American International	1977-1979	27-26	none
Bowling Green	1986-1997	170-144	101-85
George Mason	1997-2011	273-164	165-79
Miami	2011-pres.	4-0	
Overall		474-334	266-164

COACH JIM LARRANAGA AT A GLANCE

2006 Clair Bee Coach of the Year Five NCAA Tournament appearances
 2001 CAA Coach of the Year 2011, 2008, 2006, 2001, 1999
 1999 CAA Coach of the Year Six postseason NIT appearances
 1997 MAC Coach of the Year 2009, 2004, 2002, 1997, 1991, 1990
 Six 20-win seasons

28 All-Colonial Athletic Conference selections
 Coached George Evans, who was a three-time CAA Player of the Year, the CAA Rookie of the Year, a three-time CAA Defensive Player of the Year and on the CAA All-Defensive Team three times.
 Two AP All-America (honorable mention) players
 Nine CAA All-Defensive Team selections
 Eight CAA All-Rookie Team selections
 Three Dean Ehlers Award winners - given to the CAA player who best meets the criteria of academic achievement, leadership and community service.

12 All-MAC Conference selections
 Coached Antonio Daniels - MAC Player of the Year and MAC Freshman of the Year
 Two MAC Freshman of the Year selections
 Four MAC All-Freshman Team selections

COACH LARRANAGA'S MILESTONE VICTORIES

Victory	Date	Opponent	Score	School
50	02/10/88	Miami (Ohio)	65-59	Bowling Green
100	02/23/91	Kent State	84-57	Bowling Green
150	12/22/94	at Ohio State	59-50	Bowling Green
200	12/27/97	Northeastern	66-60	George Mason
250	12/20/00	Coastal Carolina	81-65	George Mason
300	12/02/03	East Carolina	76-65	George Mason
350	01/26/06	William & Mary	81-58	George Mason
400	02/27/08	William & Mary	68-59	George Mason
450	12/08/10	Loyola (Md.)	66-52	George Mason

squad to a 19-11 overall record and a 13-3 CAA mark. That season, he earned his first Coach of the Year accolades in the CAA and NABC District 4 after making a 10-game improvement and leading the program to its first-ever conference regular season championship, its second CAA Tournament title and first NCAA Tournament appearance since 1989.

The Patriots followed that with another 19-11 overall mark in 1999-2000, tying for first place in the CAA at 12-4 and earning the top seed in the conference tournament. In 2000-01, the Patriots finished 18-12 overall and 11-5 in the CAA, good for a tie for second place, and they won the CAA Tournament title and advanced to the NCAA Tournament for the second time in three years. The Patriots produced another solid campaign with a 19-10 overall record (13-5 in the CAA) and a NIT berth in 2001-02. Mason's 2002-03 roster was hampered by injuries, but managed to pull together a 16-12 record (11-7 in the CAA), and a fourth-place CAA finish.

In 2003-04, Larranaga led the Patriots to a 7-2 non-conference record and to a school-record 23-win season, as Mason finished 23-10 on the year, its first 20-or-more win campaign in 14 years. Gaining an NIT berth (the Patriots fourth postseason appearance in six years), Larranaga led Mason to two consecutive postseason

victories for the first time in school history, and in the process, earned his first postseason.

Under Larranaga, the Patriots won three CAA titles, including the 2008 championship when Mason went 23-11. The Patriots have appeared in the postseason each of the past four seasons for the first time in Mason history, advancing to the NCAA Tournament in 2008, the NIT in 2009, the CollegInsider.com Postseason Tournament in 2010 and back to the NCAA Tournament in 2011.

With 28 years of head coaching experience, the native of Bronx, N.Y., previously served as the head coach at Bowling Green for 11 seasons (1986-1997) and at Division II American International for two seasons (1977-79).

At Bowling Green, he made an immediate impact in his first season. In 1986-87, the Falcons were the nation's most improved team under a first-year head coach that took over a program with a losing record, posting a 15-14 record for an eight-game improvement over the previous season. Larranaga went on to record a 170-144 mark in 11 years at Bowling Green, earning the 1997 Mid-American Conference Coach of the Year honors after leading Bowling Green to a 22-10 record, a conference regular season co-championship and a berth in the National Invitation Tournament. The 22 victories were the most by a Bowling Green team in 47 years and the 13 conference wins were the second-highest total in Falcon history.

Larranaga's 170 victories at Bowling Green ranked second all-time on the Falcons' coaching list and he was only the second coach in the program to record consecutive postseason appearances. Larranaga led his squad to NIT berths in 1990 (18-11) and again in 1991 (17-13), the first time the Falcons enjoyed back-to-back postseason appearances since the early '60s. Bowling Green won better than 61 percent of its games in Larranaga's last four years, recording a 70-44 mark during that stretch. The Falcons finished fourth or better in the MAC in five of Larranaga's 11 seasons and he is among the winningest coaches in MAC history.

Larranaga received his first head coaching position in 1977 when he was named to the post at American International, a Division II program in Springfield, Mass. Taking over a team that had suffered through five consecutive losing seasons prior to his arrival, Larranaga turned AIC into a winning program in his first year and compiled a 28-25 mark in two seasons.

A 1971 graduate of Providence College with a degree in economics, Larranaga was a four-year letterman for the Friars. As the team captain in his senior season, he led Providence to a 20-8 record and an NIT appearance. He graduated as the school's fifth all-time leading scorer with 1,258 points and was selected in the sixth round of the draft by the Detroit Pistons of the National Basketball Association. He was the team's top scorer as a sophomore and junior and was named New England's Division I Sophomore of the Year in 1969. He was inducted into the Providence College Hall of Fame in 1991.

His first coaching opportunity came at Davidson College, where he served as an assistant coach to Terry Holland. Davidson captured three Southern Conference regular-season championships and an NIT berth in his five years there, and he compiled a 47-12 record doubling as the freshman team coach. In 1976, he left Davidson and spent one season as player-coach for the Geronimo Basketball Club in Belgium.

After his two-year stint at American International, Larranaga was reunited with Holland at the University of Virginia in April 1979. An assistant coach under Holland for seven seasons from 1979-86, he helped the Cavaliers reach the NCAA Final Four on two occasions (1981, 1984), finish in the top five of the AP and UPI polls and average more than 24 victories per season. The Cavaliers were 169-62, won three regular-season Atlantic Coast Conference championships and made four NCAA Tournament appearances. Virginia also made a pair of NIT appearances, winning the NIT Championship in 1980. Larranaga was on the staff during the careers of three-time National Player of the Year Ralph Sampson and NBA first-round draft choice Olden Polynice.

Larranaga, 62, and his wife, Liz, have two sons – Jay, who played for his father at Bowling Green and is the head coach of the NBDL's Erie Bayhawks, and Jon, who was a member of his father's George Mason teams from 1999-2003 – and four grandchildren.

LARRANAGA YEAR-BY-YEAR

Year	School	Overall W-L	Conference W-L	Finish	Post-Season
1977-78	American International	14-13			
1978-79	American International	13-13			
1986-87	Bowling Green	15-14	10-6	3	
1987-88	Bowling Green	12-16	7-9	t-5	
1988-89	Bowling Green	13-15	6-10	t-6	
1989-90	Bowling Green	18-11	9-7	t-3	NIT 0-1
1990-91	Bowling Green	17-13	9-7	t-4	NIT 0-1
1991-92	Bowling Green	14-15	8-8	5	
1992-93	Bowling Green	11-16	8-10	t-6	
1993-94	Bowling Green	18-10	12-6	t-2	
1994-95	Bowling Green	16-11	10-8	t-5	
1995-96	Bowling Green	14-13	9-9	t-6	
1996-97	Bowling Green	22-10	13-5	t-1	NIT 0-1
1997-98	George Mason	9-18	6-10	6	
1998-99	George Mason	19-11	13-3	1	NCAA 0-1
1999-00	George Mason	19-11	12-4	t-1	
2000-01	George Mason	18-12	11-5	3	NCAA 0-1
2001-02	George Mason	19-10	13-5	2	NIT 0-1
2002-03	George Mason	16-12	11-7	4	
2003-04	George Mason	23-10	12-6	3	NIT 2-1
2004-05	George Mason	16-13	10-8	6	
2005-06	George Mason	27-8	15-3	t-1	NCAA 4-1
2006-07	George Mason	18-15	9-9	5	
2007-08	George Mason	23-11	12-6	2	NCAA 0-1
2008-09	George Mason	22-11	13-5	2	NIT 0-1
2009-10	George Mason	17-15	12-6	4	CIT 0-1
2010-11	George Mason	27-7	16-2	1	NCAA 1-1
2011-12	Miami	4-0			
	Overall	474-334	266-164		



The Assistants

Entering the 2011-12 campaign, assistant coaches Michael Huger, Eric Konkol and Chris Caputo have aided Coach Larranaga for a combined 23 seasons.

Michael Huger

Michael Huger enters his first season at the University of Miami and his fifth season as an assistant coach for head coach Jim Larranaga assisting in all aspects of the program. He brings six seasons of collegiate coaching experience and nearly a dozen years of professional basketball experience to Coral Gables.

In four seasons at George Mason, Huger helped lead the Patriots to the postseason every year, including NCAA berths in 2008 and 2011. In 2011, the team defeated Villanova to advance to the third round of the NCAA Tournament, earned a regular-season CAA title and posted a school-record tying 27 wins. In 2009, he helped Mason to an NIT bid and its second-straight 20-win season. In 2008, Huger helped the Patriots to their second-highest win total in school history as they beat nationally-ranked Kansas State and won the CAA title for the first time since 2001.

Huger began his coaching career at Longwood University (Va.) under Mike Gillian, a former Mason assistant coach under Larranaga, where he spent two seasons.

Before joining the coaching ranks, Huger played professional basketball in Europe, spending two years in Holland (1994-96) and nine in Belgium (1996-2005). He was selected Dutch League MVP in 1996 after averaging 25.3 points and 5.8 assists, and went on to earn First Team All-Belgium honors in 2000 and 2004 after leading his clubs to Belgium Cup championships in both seasons.

A native of New York City, Huger is a 1994 graduate of Bowling Green State University with a bachelor's degree in education. There he played for Larranaga from 1989-93, helping the Falcons to a pair of NIT appearances. He earned Mid-American Conference honors in his final two seasons, and was a Naismith Award nominee and the runner-up for conference player of the year as a senior. As a prep player, he helped lead Stevenson High School (Bronx) to back-to-back PSAL City Championships in 1988 and 1989.

Huger and his wife, Tonya, have a son, Michael Anthony II.

Eric Konkol

Eric Konkol enters his first season at the University of Miami and eighth as a member of head coach Jim Larranaga's staff. He assists in all aspects of the program including recruiting, practices, individual player workouts and game preparation.

Konkol previously worked with Larranaga at George Mason from 2002-03 through 2004-05 and 2007-08 through last season, helping to develop 12 All-CAA selections, five CAA All-Rookie honorees and 16 professional players. In the interim, he spent two years coaching at national power Hopkins High School in Minnesota under Ken Novak, Jr. - who was named 2011 ESPN RISE National Boy's Basketball Coach of the Year - and had a short stint on the coaching staff at North Dakota State.

He served as Mason's scouting director from 2002-05 and helped recruit the top non-BCS recruiting class in 2009 according to ESPN.com. Additionally, he monitored the academic progress of the men's basketball student-athletes, graduating 20-of-22 student-athletes who completed their eligibility - with two more students graduating in May 2011. In both 2009 and 2010, the program was recognized by the NCAA with an Academic Progress Rate in the nation's top 10 percent.

Konkol previously worked on Buzz Peterson's staff as a student assistant for NIT champion Tulsa in 2000-01 and as a graduate administrative assistant at Tennessee in 2001-02, earning a master's degree in sport management.

A native of Amherst, Wis., Konkol is a 2000 graduate of the University of Wisconsin at Eau Claire with a bachelor's degree in kinesiology, with an emphasis in exercise management. He played three seasons of basketball for the Division III program - advancing to the national championship game in 2000. He received the team's inspiration award after his junior and senior seasons with the Blugolds, and was an honorary captain as a senior.

He spent his first two years, including one redshirt season, at the University of Wisconsin at Platteville playing for current Wisconsin head coach Bo Ryan. A 1995 graduate of Amherst High School, he was a three-sport athlete (basketball, baseball and cross country) and closed his prep career as the school's all-time leading scorer with 1,871 points.

Konkol and his wife Meagan, have two sons, Ethan and Ryan.

Chris Caputo

Chris Caputo enters his first season with the Hurricanes and his 10th season on head coach Jim Larranaga's staff. Entering his seventh season as an assistant coach, his primary responsibilities include recruiting and scouting the opposition.

Caputo played a major role in George Mason's run to the Final Four in 2006, putting together scouting reports to prepare the Patriots as they played nationally-ranked teams and future NBA players in nearly every round.

He has also helped lead the Patriots to the postseason for a Mason-record four-straight seasons, including NCAA berths in 2008 and 2011. In 2011, the team defeated Villanova to advance to the third round of the NCAA Tournament, earned a regular-season CAA title and posted a school-record tying 27 wins. In 2009, he helped Mason to an NIT bid and its second-straight 20-win season. In 2008, Caputo helped the Patriots to their second-highest win total in school history as they beat nationally-ranked Kansas State and won the CAA title for the first time since 2001.

As an assistant at Mason, Hoopscoop.com named him one of the Top 25 non-BCS assistant coaches in the nation. In 2010, Caputo attended the Villa 7 Consortium, an educational symposium and networking opportunity for some of the nation's top assistants. In 2011 alone, 19 alumni of Villa 7 have been hired as head coaches.

Prior to becoming an assistant coach, Caputo worked on Larranaga's staff as the video coordinator, coordinated the staff recruiting database and mailing system, as well as serving in other administrative capacities.


A native of Elmhurst, N.Y., Caputo is a 2002 graduate of Westfield (Mass.) State College with a degree in finance and economics. He was a four-year letterwinner as a point guard for the Division III Owls, and served as captain and earned the team's Outstanding Contributor Award as a senior. A 1998 graduate of Archbishop Molloy High School - Larranaga's alma mater, he too played for legendary head coach Jack Curran.

Caputo and his wife Julie married in May.


2011-12 Photo Roster




25
Garius Adams
Jr. | G | 6-6 | 193
Apex, N.C.
Middle Creek



10
Raphael Akpejori
So. | F | 6-10 | 230
Lagos, Nigeria
Sunrise Christian Academy (Kan.)




15
Rion Brown
So. | G | 6-6 | 194
Hinesville, Ga.
Liberty County




2
Bishop Daniels
Fr. | G | 6-3 | 175
Raleigh, N.C.
Word of God Christian Academy




45
Julian Gamble
Sr. | F/C | 6-10 | 265
Durham, N.C.
Southern Durham




3
Malcolm Grant
Sr. | G | 6-1 | 188
Brooklyn, N.Y.
Winchendon Acad./Villanova



12
Justin Heller
So. | G | 6-2 | 185
Boca Raton, Fla.
West Boca Raton Community




42
Reggie Johnson
Jr. | C | 6-10 | 284
Winston-Salem, N.C.
Winston-Salem Prep



5
DeQuan Jones
Sr. | G/F | 6-8 | 221
Stone Mountain, Ga.
Wheeler




35
Kenny Kadji
R-So. | F/C | 6-11 | 251
Douala, Cameroon
Pentleton/IMG/Florida




0
Shane Larkin
Fr. | G | 5-11 | 160
Cincinnati, Ohio
Dr. Phillips (Fla.)



4
Trey McKinney Jones
R-Jr. | G | 6-5 | 216
Milwaukee, Wis.
South Milwaukee/UMKC



11
Ryan Quiglar
Sr. | G | 5-11 | 180
Skyway, Wash.
Renton



1
Durand Scott
Jr. | G | 6-5 | 202
New York, N.Y.
Rice High



21
Erik Swoope
So. | F | 6-6 | 230
Lake Elsinore, Calif.
Harvard-Westlake



Jim Larranaga



Eric Konkol



Michael Huger



Chris Caputo



Mike Summey



GARRIUS ADAMS

Junior | Guard | 6-6 | 193

Apex, N.C. | Middle Creek

#24

Adams Season / Career Highs

Points

Season: 14, vs. UNF 11/19/11

Career: 16, at UNGC 02/15/11

Rebounds

Season: 8, vs. Tennessee Tech 11/11/11

Career: 9, vs. Virginia 2/5/11

Assists

Season: 2 (3x), last vs. UNF 11/19/11

Career: 6, vs. McNeese State 11/24/10

Steals

Season: 2, vs. FGCU 11/22/11

Career: 3, (3x) last at UNGC 2/15/11

Blocked Shots

Season: 1, vs. Rutgers 11/15/11

Career: 2, (2x) last vs. Boston College 1/19/10

Field Goals

Season: 4, vs. UNF 11/19/11

Career: 6, at UNGC 2/15/11

Field Goal Attempts

Season: 8, (2x) last vs. FGCU 11/22/11

Career: 11, at UNGC 2/15/11

Free Throws

Season: 4, vs. UNF 11/19/11

Career: 7, vs. UCF 12/18/10

Free Throw Attempts

Season: 4, vs. UNF 11/19/11

Career: 12, vs. UCF 12/18/10

3-Point Field Goals

Season: 3, vs. Rutgers 11/15/11

Career: 4, at Clemson 1/8/11

3-Point Field Goal Attempts

Season: 7, vs. FGCU 11/22/11

Career: 7, (4x) last, vs. FGCU 11/22/11

Foul Disqualifications

Season: 1, vs. Tennessee Tech 11/11/11

Career: 1, vs. Tennessee Tech 11/11/11

Minutes

Season: 32, vs. FGCU 11/22/11

Career: 40, vs. Virginia 2/5/11

As a Junior (2011-12): Team-high 14 points against UNF ... Hit a trio of threes in win against Rutgers ... Grabbed a team-high eight rebounds vs. Tennessee Tech in the season opener.

As a Sophomore (2010-11): Played in all 36 games, with 24 starts - including a stretch of 15 straight during ACC play (1/15-3/6)... Averaged 7.3 points, 3.7 rebounds, 1.8 assists and 1.0 steal in 28.2 minutes per game... Played at least 20 minutes in 33-of-36 games this season, with his 1,014 minutes on the hardwood ranking 17th in program history... Scored in double-figures 12 times, including seven times versus ACC opponents... Grabbed five-plus boards 11 times this season, including a season-high nine in the overtime win over Virginia (2/5).

As a Freshman (2009-10): Averaged 3.8 points and 2.1 rebounds per game, playing in 32 games as a true freshman -- tying Reggie Johnson for the second-most appearances among UM freshmen in 2009-10... Started seven-straight games in ACC play -- also second most among UM freshmen, posting 3.9 points and 1.7 boards per outing versus conference opponents... Knocked down a three-pointer in seven of his last 12 games... Scored in double figures twice, including season- and game-high 13 points at Wake Forest (2/2) on a season-best 4-of-8 shooting from the field -- including a season-best 3-for-5 from beyond the arc -- with three rebounds and a steal.

2009-10			
Opposition	P	R	A
NC Central	3	4	0
Nova Southeastern	10	2	0
Tulane	4	2	1
UNC Wilmington	0	0	0
South Carolina	3	2	0
FGCU	6	3	2
USC Upstate	1	3	1
Minnesota	2	1	1
at Boston College	4	1	1
SC State	5	4	1
at Stetson	4	5	0
FAU	9	2	1
NC A&T	1	8	1
Bethune-Cookman	6	2	0
at Pepperdine	5	1	2
Wake Forest	0	1	0
at Virginia Tech	6	2	1
at Virginia	0	1	0
Boston College	2	2	3
at Maryland	4	1	1
Virginia Tech	3	1	0
at Wake Forest	13	3	0
at Florida St.	5	3	1
Georgia Tech	6	3	0
at Clemson	5	0	2
Duke	2	2	0
Virginia	3	3	0
NC State	9	1	0
at North Carolina	0	1	0
Florida St.	0	2	0
Wake Forest	0	0	0
Duke	0	0	0

2010-11			
Opposition	P	R	A
Jacksonville	3	1	3
at Memphis	5	7	0
Tulane	10	3	2
N.C. Central	0	0	0
at Rutgers	0	0	0
McNeese St.	11	4	6
at FGCU	13	5	1
Ole Miss	6	3	2
West Virginia	9	3	2
Stetson	4	2	5
UCF	7	5	0
Oral Roberts	10	2	0
Rice	9	4	3
Akron	4	1	1
Pepperdine	6	0	2
at Duke	0	3	0
at Clemson	14	5	3
BC	12	2	2
Florida St.	2	8	2
at NC State	2	2	2
UNC	12	3	1
at Virginia Tech	11	2	1
Georgia Tech	11	3	1
Virginia	8	9	2
at Wake Forest	8	4	1
Duke	9	6	2
at UNGC	16	4	2
Clemson	4	5	3
at BC	12	6	4
at Florida St.	7	8	3
Maryland	4	4	3
at Georgia Tech	7	1	1
Virginia	10	5	2
UNC	0	3	1
FAU	4	2	1
Missouri St.	8	3	1
at Alabama	4	4	1

High School: Ranked among the top 20 shooting guards by ESPN and among top 30 by Scout... Averaged 21.8 points per game as a senior en route to setting a new Middle Creek High School scoring record in career points... In 2009, named to N.C. Basketball Coaches Association District 5 All-District First Team and NCPreps.com All-State Boys Basketball Team... Competed in the North Carolina/South Carolina All-Star Classic... As a junior, averaged 18.2 points and 7.8 rebounds per game en route to NCHSAA 4-A All-State honors... Coached by David Kushner... Averaged 20.1 points per game with his AAU team -- Garner Road, and was named to the all-tournament team at the Bob Gibbons Tournament of Champions in May 2008... Also recruited by Wake Forest, NC State, Virginia Tech and South Carolina.


Personal: First name is pronounced GARY-us ... Born Nov. 15, 1990 ... Son of Valerie and Gary Adams ... Brother to Devon, Ashley and Destiny ... A sports administration major with aspirations of becoming the general manager of an NBA team... Off the court, enjoys music.

CAREER STATISTICS

Season	GP	GS	Min.	Avg.	Total			3-Point			Free Throws			Rebounds				Scoring							
					FG	FGA	Pct.	FG	FGA	Pct.	FT	FTA	Pct.	Off.	Def.	Tot.	Avg.	Pf	Fo	Ast.	To	Blk	Stl	Pts.	Avg.
2009-10	32	7	540	16.9	38	118	.322	26	89	.292	19	29	.655	19	47	66	2.1	20	0	19	25	6	23	121	3.8
2010-11	36	24	1014	28.2	88	227	.388	35	114	.307	51	75	.680	37	95	132	3.7	68	0	66	60	6	37	262	7.3
2011-12	4	4	111	27.8	10	26	.385	7	19	.368	6	9	.667	6	14	20	5.0	7	1	5	7	1	4	33	8.3
TOTAL	72	35	1665	23.1	136	371	.367	68	222	.306	76	113	.673	62	156	218	3.0	95	1	90	92	13	64	416	5.8

2011-12

Opponent	Date	GS	Min	TOTAL			3-PTS			FREE THROWS			REBOUNDS				PF	FO	A	TO	Blk	Stl	Pts	Avg	
				FG	FGA	Pct	3FG	FGA	Pct	FT	FTA	Pct	Off	Def	Tot	Avg									
TENNESSEE TECH	11-11-11	*	26	1	5	.200	0	2	.000	1	2	.500	2	6	8	8.0	5	1	0	1	0	1	3	3.0	
RUTGERS	11-15-11	*	24	3	5	.600	3	5	.600	0	1	.000	1	2	3	5.5	1	0	2	3	1	0	9	6.0	
UNF	11-19-11	*	29	4	8	.500	2	5	.400	4	4	1.000	3	2	5	5.3	0	0	2	1	0	1	14	8.7	
FLORIDA GULF COAST	11-22-11	*	32	2	8	.250	2	7	.286	1	2	.500	0	4	4	5.0	1	0	1	2	0	2	7	8.3	
Totals			4	111	10	26	.385	7	19	.368	6	9	.667	6	14	20	5.0	7	1	5	7	1	4	33	8.3



RAPHAEL AKPEJIORI #10

Sophomore | Forward | 6-10 | 230

Lagos, Nigeria | Sunrise Christian Academy (Kan.)

Akpejori Season / Career Highs

Points

Season: 7, vs. Tennessee Tech 11/11/11
 Career: 8, vs. NC Central 11/19/10

Rebounds

Season: 4, vs. UNF 11/19/11
 Career: 5, vs. NC Central 11/19/10

Assists

Season: 1, vs. Rutgers 11/15/11
 Career: 1, vs. Rutgers 11/15/11

Steals

Season: 1, vs. Tennessee Tech 11/11/11
 Career: 1, 2x, last vs. UNC 01/26/11

Blocked Shots

Season: 4 vs. UNF 11/19/11
 Career: 4 (2x), last vs. UNF 11/19/11

Field Goals

Season: 3, vs. Tennessee Tech 11/11/11
 Career: 3(2x) last vs. Tennessee Tech 11/11/11

Field Goal Attempts

Season: 4, UNF 11/19/11
 Career: 4, UNF 11/19/11

Free Throws

Season: 1(2x) last vs. UNF 11/19/11
 Career: 4, at Rutgers 11/21/10

Free Throw Attempts

Season: 2, vs. UNF 11/19/11
 Career: 4, 3x, last vs. Pepperdine 12/30/10

3-Point Field Goals

Season: -
 Career: -

3-Point Field Goal Attempts

Season: -
 Career: -

Foul Disqualifications

Season: -
 Career: -

Minutes

Season: 22, vs. UNF 11/19/11
 Career: 22, vs. UNF 11/19/11

Opposition	2010-11		
	P	R	A
Jacksonville	0	1	0
at Memphis	2	1	0
N.C. Central	8	5	0
at Rutgers	4	2	0
McNeese St.	2	4	0
at FGCU	1	2	0
West Virginia	0	0	0
Stetson	2	0	0
UCF	1	1	0
Oral Roberts	2	4	0
Rice	0	2	0
Pepperdine	3	2	0
at Duke	1	3	0
at Clemson	0	0	0
Florida St.	2	0	0
UNC	1	1	0
at Virginia Tech	0	0	0
at UNCG	2	2	0
Maryland	0	0	0
at Alabama	0	1	0

As a Sophomore (2011-12): Blocked four shots to go along with five points and five rebounds against UNF ... Scored seven points, pulled down three rebounds and blocked a pair of shots in season opener against Tennessee Tech.

As a Freshman (2010-11): Saw action in 20 games as a true freshman, averaging 1.6 points and 1.6 rebounds in 4.9 minutes per game ... Productive during his time on the hardwood, with his 12 blocks tying for third most on the squad... UM's second most active player on the glass, pulling down 18.5 percent of the rebounds when he's in the game - including 20.8 percent of the defensive boards... Hit both free throws at UNC Greensboro (2/15), converting five of his last six attempts from the charity stripe during the season... Registered at least one block in four-straight games - including a career-high four blocks in the win over McNeese State (11/24), for the second-most blocks in a game by a Cane in 2011.

High School: Kansas All-State Class 1-A Honorable Mention selection... Rated as the No. 64 power forward by ESPN... Helped his team finish with just two losses in 2009-10, with one of those to nationally-ranked power Providence School (Fla.) who won the 2-A FHSAA state title... Poured in a game-high 23 points (including three dunks) and 12 rebounds in a win over Liberal... Added another double-double with 14 points and 10 rebounds against Dodge City... Named to the Fantasy of Lights All-Tournament Team after helping his team to a championship game win over Mansfield Timberview... Sat out the 2008-09 season with an injury... Named to the Hawk Challenge All-Tournament Team following back-to-back double-digit scoring performances in the state of Florida... Played AAU basketball for Baltimore Elite... Played in the international game during the 2008 Jordan Brand Basketball Classic in New York City... Coached by Kyle Lindsted at Sunrise Christian.


Personal: Full name is Ethasor Raphael Akpejori ... Goes by Raphael ... First name is pronounced A-tha-saur ... Last name is pronounced AHK-peh-jour-ee ... Born Oct. 10, 1990 ... A standout in the classroom as well as on the court, majoring in mechanical engineering... Also recruited by Texas A&M, Colorado, USF and UCF.

CAREER STATISTICS

Season	GP	GS	Min.	Avg.	Total			3-Point			Free Throws			Rebounds				Scoring							
					FG	FGA	Pct.	FG	FGA	Pct.	FT	FTA	Pct.	Off.	Def.	Tot.	Avg.	Pf	Fo	Ast.	To	Blk	Stl	Pts.	Avg.
2010-11	20	0	98	4.9	5	10	.500	0	0	.000	21	32	.656	13	18	31	1.6	16	0	0	5	12	2	31	1.6
2011-12	4	0	47	11.8	6	9	.667	0	0	.000	3	5	.600	6	2	8	2.0	8	0	1	0	7	1	15	3.8
TOTAL	24	0	145	6.0	11	19	.579	0	0	.000	24	37	.649	19	20	39	1.6	24	0	1	5	19	3	46	1.9

2011-12

Opponent	Date	GS	Min	TOTAL			3-PTS			FREE THROWS			REBOUNDS				PF	FO	A	TO	Blk	Stl	Pts	Avg
				FG	FGA	Pct	3FG	FGA	Pct	FT	FTA	Pct	Off	Def	Tot	Avg								
TENNESSEE TECH	11-11-11		12	3	3	1.000	0	0	.000	1	1	1.000	3	0	3	3.0	1	0	0	0	2	1	7	7.0
RUTGERS	11-15-11		7	1	2	.500	0	0	.000	1	2	.500	0	1	1	2.0	3	0	1	0	0	0	3	5.0
UNF	11-19-11		22	2	4	.500	0	0	.000	1	2	.500	3	1	4	2.7	3	0	0	0	4	0	5	5.0
FLORIDA GULF COAST	11-22-11		6	0	0	.000	0	0	.000	0	0	.000	0	0	0	2.0	1	0	0	0	1	0	0	3.8
Totals			0	47	6	.667	0	0	.000	3	5	.600	6	2	8	2.0	8	0	1	0	7	1	15	3.8



RION BROWN

Sophomore | Guard | 6-6 | 194

Hinesville, Ga. | Liberty County

#15

Brown Season / Career Highs

Points

Season: 7, vs. Tennessee Tech 11/11/11

Career: 19 vs. Maryland 3/2/11

Rebounds

Season: 4, vs. Rutgers 11/15/11

Career: 8, vs. Georgia Tech 2/3/11

Assists

Season: 1, vs. Tennessee Tech 11/11/11

Career: 3, (2x) last at Georgia Tech 3/6/11

Steals

Season: -

Career: 3, vs. NC Central 11/19/10

Blocked Shots

Season: -

Career: 1, (3x) last vs. Maryland 3/2/11

Field Goals

Season: 1, vs. Tennessee Tech 11/11/11

Career: 6, vs. Maryland 3/2/11

Field Goal Attempts

Season: 6, vs. Tennessee Tech 11/11/11

Career: 10, at Florida State 2/26/11

Free Throws

Season: 4, vs. Tennessee Tech 11/11/11

Career: 5, vs. NC Central 11/19/10

Free Throw Attempts

Season: 4, vs. Tennessee Tech 11/11/11

Career: 6, vs. NC Central 11/19/10

3-Point Field Goals

Season: 1, vs. Tennessee Tech 11/11/11

Career: 6, vs. Maryland 3/2/11

3-Point Field Goal Attempts

Season: 4, vs. Tennessee Tech 11/11/11

Career: 7, vs. Maryland 3/2/11

Foul Disqualifications

Season: -

Career: -

Minutes

Season: 17, vs. Tennessee Tech 11/11/11

Career: 31, vs. NC Central 11/19/10

As a Sophomore (2011-12): Did not play against UNF due to illness ... Scored seven points and pulled down three rebounds in the season opener against Tennessee Tech.

As a Freshman (2010-11): Played in all 36 games, starting all five contests in the postseason - two in ACC Tournament play and three in the NIT... Averaged 4.4 points and 2.0 rebounds in 16.9 minutes per game... Saw 15-plus minutes on the hardwood in each of the final 18 games, including a personal ACC-high 30 minutes in a breakout game versus Maryland (3/2)... Versus the Terps, registered career highs in points (19), field goals made (6), three-pointers made (6) and assists (3)... Finished 6-of-7 from long range, becoming the third Cane to convert six threes in a single game this season (Adrian Thomas and Malcolm Grant each did it twice)... His six three-pointers are the most by a Miami freshman in a decade -- since Darius Rice went 7-for-15 from downtown versus Virginia Tech on Jan. 10, 2001... Also had a big game versus Virginia (2/5) - with the Canes trailing five points with 30 seconds remaining in regulation, sank a deep three-pointer from the U logo, and then with Miami down by three, converted all three free throws with just 13 seconds on the clock to send the game into overtime... Finished with eight points -- with those five in the final 30 seconds of regulation, three rebounds and a block in 24 minutes.

High School: Selected the Class 3-A South Player of the Year by the Georgia Athletic Coaches Association... Listed as a four-star recruit by Rivals and Scout.com... Rated as the No. 15 shooting guard by Scout, No. 47 shooting guard by ESPN and No. 61 nationally by Rivals... Selected as a GHSA State Senior All-Star... As a senior, averaged 22.8 points per game, while shooting 55 percent from the field and 38 percent from beyond the arc... Set school records with a single-game high of 42 points and the single-season record of 660 points... Selected as the WTOC-TV Player of the Week (1/11/10) after that career-high 42-point performance in a win over Burke County... Helped lead his team to the second round of the Georgia 3-A High School State Playoffs... Scored a game-high 28 points (including 10 in the fourth quarter) in a win over West Laurens... Dropped in 28 points for Liberty County in a win over Metter and added 26 points against Bradwell as part of the Gentlemen's Classic Tournament in Statesboro, Ga... Finished with 25 points in Liberty County's win over Thomson... Teammate of Tennessee signee Jordan McRae... Coached by Willie Graham... Played AAU basketball for the Worldwide Renegades.

Personal: First name is pronounced Ryan ... Born Sept. 3, 1991 ... Son of Lisa Brown and Tico Brown ... Brother to Tico Brown II ... Majoring in sports administration... Also recruited by Georgia, Alabama and Virginia.


Opposition	2010-11		
	P	R	A
Jacksonville	3	2	1
at Memphis	0	2	0
N.C. Central	17	2	2
at Rutgers	5	2	0
McNeese St.	16	4	0
at FGCU	5	0	1
Ole Miss	3	2	1
West Virginia	0	1	0
Stetson	3	0	1
UCF	0	0	0
Oral Roberts	1	1	0
Rice	0	1	0
Akron	0	1	0
Pepperdine	9	1	0
at Duke	0	0	0
at Clemson	1	0	0
BC	0	0	1
Florida St.	0	1	0
at NC State	3	0	1
UNC	0	1	0
at Virginia Tech	7	3	0
Georgia Tech	5	8	1
Virginia	8	3	0
at Wake Forest	0	2	2
Duke	8	3	0
at UNCG	0	1	0
Clemson	5	2	0
at BC	4	1	0
at Florida St.	3	7	1
Maryland	19	3	3
at Georgia Tech	3	3	3
Virginia	9	3	0
UNC	5	3	1
FAU	6	1	0
Missouri St.	7	3	2
at Alabama	2	5	1

CAREER STATISTICS

Season	GP	GS	Min.	Avg.	Total			3-Point			Free Throws			Rebounds				Scoring							
					FG	FGA	Pct.	FG	FGA	Pct.	FT	FTA	Pct.	Off.	Def.	Tot.	Avg.	Pf	Fo	Ast.	To	Blk	Stl	Pts.	Avg.
2010-11	36	5	607	16.9	51	141	.362	32	90	.356	23	33	.697	13	59	72	2.0	54	0	22	33	3	10	157	4.4
2011-12	2	0	25	12.5	1	10	.100	1	6	.167	4	4	1.000	3	4	7	3.5	3	0	2	3	0	0	7	3.5
TOTAL	38	5	632	16.6	52	151	.344	33	96	.344	27	37	.730	16	63	79	2.1	57	0	24	36	3	10	164	4.3

2011-12

Opponent	Date	GS	Min	TOTAL			3-PTS			FREE THROWS			REBOUNDS				PF	FO	A	TO	Blk	Stl	Pts	Avg	
				FG	FGA	Pct	3FG	FGA	Pct	FT	FTA	Pct	Off	Def	Tot	Avg									
TENNESSEE TECH	11-11-11		17	1	6	.167	1	4	.250	4	4	1.000	1	2	3	3.0	2	0	1	2	0	0	7	7.0	
RUTGERS	11-15-11		8	0	4	.000	0	2	.000	0	0	.000	2	2	4	3.5	1	0	1	1	0	0	0	3.5	
UNF	11-19-11		DNP - Illness																						
FLORIDA GULF COAST	11-22-11		DNP - Illness																						
Totals			0	25	1	10	.100	1	6	.167	4	4	1.000	3	4	7	3.5	3	0	2	3	0	0	7	3.5



BISHOP DANIELS

Freshman | Guard | 6-3 | 175

Raleigh, N.C. | Word of God Christian Academy

#2

Daniels Career Highs

Points	_____
Career:	_____
Rebounds	_____
Career:	_____
Assists	_____
Career:	_____
Steals	_____
Career:	_____
Blocked Shots	_____
Career:	_____
Field Goals	_____
Career:	_____
Field Goal Attempts	_____
Career:	_____
Free Throws	_____
Career:	_____
Free Throw Attempts	_____
Career:	_____
3-Point Field Goals	_____
Career:	_____
3-Point Field Goal Attempts	_____
Career:	_____
Foul Disqualifications	_____
Career:	_____
Minutes	_____
Career:	_____

As a Freshman (2011-12): Sat out first two games due to a foot injury.

High School: A speedy combo guard, known for his high-flying dunks... Has shown improved range after working on his three-point shot... Rated the No. 4 dunker in the 2011 class by Rivals... Also ranked among the nation's top shooting guards - at No. 29 by Scout and No. 46 by ESPN... As a senior, averaged 18 points, 5 rebounds and 4 assists per game en route to a state semifinals appearance and a 23-3 record... Averaged 13 points, 5 assists and 4 rebounds per game as a junior... Played for the same high school as John Wall, the No. 1 draft pick in 2010 by the Washington Wizards.... Played AAU ball for the CP3 All-Stars... Reconfirmed his commitment to the University of Miami after meeting with Coaches Larranaga and Huger.... Also recruited by Purdue, Tennessee, NC State, Rutgers, Colorado, DePaul and Charlotte.

Personal: Born Nov. 2, 19992 ... Given name is DeLante Bishop Daniels... Son of Bonnie and Eugene Daniels ...The fourth North Carolina native on the roster, joining Reggie Johnson, Garrius Adams and Julian Gamble.



JULIAN GAMBLE

Senior | Forward/Center | 6-10 | 265

#45

Durham, N.C. | Southern Durham

As a Senior (2011-12): Will sit out this year after injuring his left ACL in the summer.

As a Junior (2010-11): Played in all 36 games this season, with 13 starts - including six in ACC play... Averaged 4.0 points, 3.4 rebounds and 0.8 blocks per game, converting 59.8 percent of his field goals... Scored in 33-of-36 games, averaging 7.0 points and 4.8 rebounds over the last six outings, converting 73.9 percent of his field goals... In three NIT games, averaged 7.3 points and 5.7 rebounds while shooting 88.9 percent from the field (8-9).

2008-09			
Opposition	P	R	A
Florida Southern	4	6	0
Southern Miss	0	0	0
Connecticut	0	1	0
San Diego	0	5	3
Stetson	1	2	0
at Kentucky	0	3	1
FIU	6	3	1
Robert Morris	0	0	0
Clemson	0	3	0
at St. John's	10	3	1
UNF	13	13	1
NC Central	6	7	0
FAU	0	0	0
Maryland	0	0	0
at North Carolina	0	0	0
at NC State	2	3	0
at Maryland	1	0	0
North Carolina	4	5	0
at Florida State	1	2	1
at Virginia	0	1	0
NC State	0	2	0
Virginia Tech	7	0	0
at Providence	2	1	0
at Florida	0	1	0

2009-10			
Opposition	P	R	A
NC Central	10	3	1
Nova Southeastern	5	4	0
Tulane	2	1	0
UNC Wilmington	2	0	0
South Carolina	0	0	0
FGCU	0	1	0
USC Upstate	4	5	4
Minnesota	0	1	0
at Boston College	0	0	0
SC State	0	4	3
at Stetson	4	2	0
FAU	2	1	0
NC A&T	2	4	3
Bethune-Cookman	0	0	1
at Pepperdine	4	3	0
Wake Forest	5	2	0
at Virginia Tech	0	0	0
at Virginia	0	0	0
Boston College	4	1	0
at Maryland	0	1	0
Virginia Tech	2	0	0
at Wake Forest	3	3	0
at Florida St.	9	3	1
Georgia Tech	4	7	2
at Clemson	3	5	1
Duke	4	1	1
Virginia	13	12	3
NC State	6	4	0
at North Carolina	8	7	2
Florida St.	5	1	0
Wake Forest	8	13	1
Virginia Tech	2	5	1
Duke	4	2	0

2010-11			
Opposition	P	R	A
Jacksonville	10	5	0
at Memphis	4	3	0
N.C. Central	2	4	1
at Rutgers	0	1	0
McNeese St.	2	5	0
at FGCU	2	0	0
Ole Miss	4	4	1
West Virginia	2	3	0
Stetson	6	7	1
UCF	4	1	0
Oral Roberts	2	0	0
Rice	4	3	1
Akron	3	3	0
Pepperdine	2	0	0
at Duke	7	3	0
at Clemson	2	0	1
BC	4	7	0
Florida St.	2	4	0
at NC State	4	6	2
UNC	0	2	0
at Virginia Tech	4	5	0
Georgia Tech	5	6	0
Virginia	0	1	0
at Wake Forest	4	7	1
Duke	4	2	2
at UNCG	8	5	2
Clemson	5	4	0
at BC	2	3	0
at Florida St.	1	0	0
Maryland	2	1	1
at Georgia Tech	7	4	2
Virginia	11	5	0
UNC	2	3	1
FAU	8	8	2
Missouri St.	7	3	0
at Alabama	7	6	0

Gamble Season / Career Highs

Points
Career: 13, (2x) last vs. Virginia 2/23/10
Rebounds
Career: 13, (2x) vs. Wake Forest 3/11/10
Assists
Career: 4, vs. USC Upstate 11/28/09
Steals
Career: 2 (7x), last at Clemson 1/8/11
Blocked Shots
Career: 4, at North Carolina 3/2/10
Field Goals
Career: 6, vs. Virginia 2/23/10
Field Goal Attempts
Career: 10, at North Carolina 3/2/10
Free Throws
Career: 7, vs. UNF 12/31/08
Free Throw Attempts
Career: 10, vs. UNF 12/31/08
3-Point Field Goals
Career: 1, at North Carolina 3/2/10
3-Point Field Goal Attempts
Career: 2, at North Carolina 3/2/10
Foul Disqualifications
Career: 5x, last at Wake Forest 2/9/11
Minutes
Career: 28 vs. Wake Forest 3/11/10

CAREER STATISTICS

Season	GP	GS	Min.	Avg.	Total			3-Point			Free Throws			Rebounds				Scoring							
					FG	FGA	Pct.	FG	FGA	Pct.	FT	FTA	Pct.	Off.	Def.	Tot.	Avg.	Pf	Fo	Ast.	To	Blk	Stl	Pts.	Avg.
2008-09	24	0	179	7.5	20	46	.435	0	0	.000	17	29	.586	22	39	61	2.5	23	0	8	4	14	3	57	2.4
2009-10	33	11	440	13.3	45	94	.479	1	4	.250	24	34	.706	39	57	96	2.9	59	2	24	37	25	17	115	3.5
2010-11	36	13	546	15.2	61	102	.598	0	1	.000	21	49	.429	41	83	124	3.4	92	3	18	33	30	14	143	4.0
TOTAL	93	24	1165	12.5	126	242	.521	1	5	.200	62	112	.554	102	179	281	3.0	174	5	50	74	69	34	315	3.4

As a Sophomore (2009-10): Among five Hurricanes to play in all 33 games, including 11-straight starts to close the season... Averaged 6.6 points on 52.6 percent shooting from the field and 6.3 rebounds over his last seven starts... For the season, posted 3.5 points, 2.9 rebounds and 0.8 blocks per game, while converting 70.6 percent from the line... Posted multiple blocks in four games, including a career-high four at North Carolina (3/2)... Versus the Tar Heels, added eight points -- including his first career three-pointer to beat the halftime buzzer, seven boards, a career-high tying two steals and two assists in 26 minutes... Grabbed double-figure rebounds twice and five-plus boards seven times, including six times versus conference opponents... Honored with team's "Outstanding Student-Athlete Award" at the 2010 postseason banquet for his efforts on the court and in the classroom.

As a Redshirt Freshman (2008-09): Saw action in 24 games in his first campaign as a Hurricane, including 10 games versus ACC opponents... Among just six ACC freshmen to record a double-double during the season, posting a career-high 13 points and a career-high 13 rebounds in the win over North Florida (12/31), converting 3-of-5 field goals and a season-high 7-of-10 free throws... Also scored in double figures in the win at St. John's (12/27), finishing with 10 points on perfect 4-of-4 shooting from the field and 2-of-2 shooting from the line in 12 minutes... Grabbed five-or-more rebounds five times, including a four-point, five-board effort in 15 minutes versus then- No. 3/3 North Carolina (2/15).

High School: Three-year letterwinner at Southern Durham High School, the same high school as former UM teammate Anthony King... Averaged 18 points, 10 rebounds and five blocks per game as a senior... A two-time all-conference selection... Rated the No. 27 center in the class of 2007 by Scout.com and the No. 4 overall player in the state of North Carolina by Rivals.com... Coached by David Pyper.

Personal: Born Sept. 15, 1989 ... Son of Sarah Gamble ... Brother to Talonny, Javon, William and Raquel ... A sports administration major with a minor in business administration... Off the court, enjoys playing video games... Traveled to Africa during the summer of 2008 with Athletes in Action, getting the opportunity to play basketball with other collegians from across the country, as well as hold basketball clinics for local children... Big body... Great inside game-- team's best post passer... Strong basketball IQ and good skill level... Has shown tremendous growth through his redshirt season in 2007-08 up until the present... Nicknames include "Jules" and "JG".



MALCOLM GRANT

Senior | Guard | 6-1 | 188

Brooklyn, N.Y. | Winchendon Academy (Mass.) | Villanova

#3

Grant Season / Career Highs

Points

Season: 21, vs. FGCU 11/22/11
Career: 26, vs. West Virginia 12/4/10

Rebounds

Season: 4 (2x), last vs. FGCU 11/22/11
Career: 7, at Memphis 11/15/10

Assists

Season: 2(2x), last vs. UNF 11/19/11
Career: 9, vs. McNeese State 11/24/10

Steals

Season: 2, vs. FGCU 11/22/11
Career: 4, vs. North Carolina 3/11/11

Blocked Shots

Season: -
Career: 1 (3x), last at Memphis 11/15/10

Field Goals

Season: 5 (2x), last vs. FGCU 11/22/11
Career: 9, at NC State 1/23/11

Field Goal Attempts

Season: 14 (2x), last vs. FGCU 11/22/11
Career: 16 (2x), last vs. Virginia 3/10/11

Free Throws

Season: 7, vs. FGCU 11/22/11
Career: 13, vs. West Virginia 12/4/10

Free Throw Attempts

Season: 10, vs. FGCU 11/22/11
Career: 14, vs. West Virginia 12/4/10

3-Point Field Goals

Season: 4 (2x), last vs. FGCU 11/22/11
Career: 6 (2x), last vs. Rice 12/22/10

3-Point Field Goal Attempts

Season: 11 (2x), last vs. FGCU 11/22/11
Career: 11 (3x), last vs. Rutgers 11/15/11

Foul Disqualifications

Season: -
Career: -

Minutes

Season: 36, vs. Tennessee Tech 11/11/11
Career: 40, vs. Virginia 3/10/11

Preseason All-ACC, 2011-12 | All-ACC Third Team, 2010-11

As a Senior (2011-12): Notched 21 points, hitting four treys and seven free throws against FGCU ... Scored 19 points hitting four long balls against Rutgers ... Hit a pair of treys on his way to 15 points in the season opener.

As a Junior (2010-11): Only Hurricane to start all 36 games, setting a UM record, while his 1,165 minutes on the hardwood are third most by a Miami player in a single season... Averaged a team-high 14.8 points, team-high 3.2 assists and 1.8 rebounds per game, converting 41.8 percent from the field, 42.3 percent from long range - ninth-best in UM history and 85.3 percent from the line... Named to the All-ACC Third Team... One of just two players to lead the ACC in as many as three different statistical categories, closing 2011 as the ACC's leader in three-point field goal percentage (19th in the nation), free throw percentage (12th in program history, 51st in the nation) and three-point field goals per game (49th in the nation), while ranking ninth in both scoring and minutes... The third Hurricane to lead the ACC in three-point field goal percentage in the last four seasons... Has hit 41.9 percent from long range over his career to rank third-best in program history, while his 81.9 percent career free throw percentage is ninth best... Tallied 100 assists for the second-straight season alongside Durand Scott, becoming the first teammates to notch consecutive 100-assists seasons since Thomas Hocker and Kevin Presto achieved the feat in both 1987-88 and 1988-89... His 232 career assists rank 14th in program history... Earned his first ACC Player of the Week honors (12/27/10) and named Las Vegas Holiday Hoops Classic MVP after averaging 19.0 points and 2.3 assists per game in leading UM to a 3-0 mark, while shooting 52 percent from the field (13-25), 50 percent from beyond the arc (6-12) and 92.6 percent from the line (25-27)... Scored in double figures 29 times with his eighth 20-point game of the season in the NIT-opening win over FAU (3/16), knocking down 7-of-12 shots from the field and 8-of-11 from the line en route to 23 points -- his highest scoring performance of the season when hitting just one three, with three assists... Hit a three in 33 of 36 games this season -- taking an ACC-long 23-game three-point streak into next season, the fifth-longest stretch in UM history... Hit three-plus threes 19 times, including a career-high six twice - versus Rice (12/22) and at Florida Gulf Coast (11/27)... His 94 triples tie for the second most in UM single-season history and his 155 career threes are 10th, while his 222 season attempts rank fourth and his 370 career attempts tie for 12th at UM... Shot 50 percent or better from beyond the arc 15 times - including a 5-for-5 performance at NC State (1/23) to tie a school record with 100 percent shooting from long range... Among the league's most improved scorers with his average increasing 5.2 points per game -- from 9.6 points per game as a redshirt sophomore in 2010 to a team-leading 14.8 points this season.

As a Redshirt Sophomore (2009-10): Among five Hurricanes to play in all 33 games, making eight starts... Led the team in assists with 3.5 per game and was fourth in scoring with 9.6 points an outing... Converted 40.0 percent of his three-pointers against ACC opponents... Hit a three-pointer in the first 14 games this season -- tying for the 10th longest streak in UM history -- and in 28-of-33 games as a Hurricane... His 61 three-pointers ranked second-most on the team, as he hit multiple treys in 21 games -- including eight outings with three-or-more from long range... 21 games with four-plus assists... Sixth in the ACC in assist-to-turnover ratio (1.77:1)... Versus ACC opponents, ranked fourth in the league in assist-to-turnover ratio (1.97:1), tied for seventh in three-pointers made per game (1.8) and 10th in assists per game (3.6)... Over the ACC Tournament, registered a 2.6-to-1 assist-to-turnover ratio and shot 45.5 percent from beyond the arc... Dished out four-plus assists in eight of the last 10 games... Second most efficient free throw shooter on the squad, converting 75.6 percent for the season and 87.5 percent (21-24) over the last seven games, including making his last 13-straight free throws for the season... Scored in double figures 14 times -- second most among returning players in 2010.

At Villanova (2007-08): Played in 29 games, including four starts in BIG EAST play, as a freshman with Villanova... Averaged 5.6 points and 1.4 assists in 12.7 minutes per game... Converted a team-best 46.6 percent from three-point range (37-44), 84.1 percent from the line (37-44) and 39.0 percent from the field (46-118)... Posted seven double-figure scoring efforts, including a season-high 23 points (6-7 3FG) versus Rutgers (1/23) and a 22-point performance in an upset win over then-No. 13 Pittsburgh (1/6)... Also pivotal in Villanova's 21-point comeback win over LSU (12/6), scoring all 18 of his points in the final seven minutes -- including 14 points in the last 2:55... Including his season-high six three-pointers versus Rutgers, hitting three-or-more treys six times... Converted 4-of-5 treys in his collegiate debut versus Stony Brook (11/9) and hit a perfect 3-of-3 against George Mason (11/23)... Made every shot in the win over the Patriots, converting all three field goals -- all three-pointers -- and all four free throws in 13 minutes for 13 points... Sank a season-high 9-of-10 free throws in victory over LSU (12/6) and hit 6-of-7 from the line versus Pitt (1/6).

High School: Prepped for one season at Winchendon Academy in Massachusetts... Graduated from Paul Robeson High School in his native Brooklyn in 2006... At Robeson, selected PSAL Player of the Year and named to the all-city second team... As a senior in 2005-06, averaged 23.0 points, 2.6 rebounds and 2.0 assists per game... Scored more than 1,500 career points... Coached by Todd Myles at Robeson and Michael Byrnes at Winchendon.


Personal: Born June 21, 1988 ... Son of William Duncan and Mary Grant ... Brother to Unique, Sayeed, LeVar ... Sports administration major with a minor in English literature... Nicknames include MG and Malky... Off the court, enjoys playing video games and singing... Has three brothers.

2009-10				2010-11			
Opposition	P	R	A	Opposition	P	R	A
NC Central	6	4	3	Jacksonville	23	0	4
Nova Southeastern	17	1	4	Nova Southeastern	18	7	3
Tulane	10	2	4	N.C. Central	8	4	2
UNC Wilmington	18	1	2	at Rutgers	3	1	1
South Carolina	7	1	3	McNeese St.	10	2	9
FGCU	14	5	4	at FGCU	20	1	5
USC Upstate	6	1	5	Ole Miss	5	3	5
Minnesota	16	2	2	West Virginia	26	3	3
at Boston College	18	0	4	Stetson	11	0	2
SC State	6	1	6	UCF	19	3	4
at Stetson	9	2	4	Oral Roberts	15	0	1
FAU	7	2	2	Rice	25	0	3
NC A&T	14	4	5	Akron	17	5	3
Bethune-Cookman	8	1	0	Pepperdine	22	1	8
at Pepperdine	3	1	4	at Duke	11	1	5
Wake Forest	14	3	6	at Clemson	15	0	2
at Virginia Tech	9	0	4	BC	7	1	5
at Virginia	7	3	5	Florida St.	20	1	3
Boston College	11	1	5	at NC State	23	2	3
at Maryland	6	1	1	UNC	17	1	5
Virginia Tech	13	2	1	at Virginia Tech	14	1	3
at Wake Forest	0	1	2	at Wake Forest	15	1	1
at Florida St.	9	4	1	Virginia	11	1	3
Georgia Tech	11	3	5	at Wake Forest	10	2	1
at Clemson	13	0	4	Duke	16	3	0
Duke	0	1	2	at UNCG	16	0	3
Virginia	8	3	4	Clemson	7	2	5
NC State	5	2	4	at BC	15	2	1
at North Carolina	12	5	8	at Florida St.	19	2	1
Florida St.	6	1	0	Maryland	16	4	2
Wake Forest	9	0	5	at Georgia Tech	7	1	1
Virginia Tech	9	2	4	Virginia	16	4	7
Duke	17	2	4	UNC	16	2	5
				FAU	23	0	3
				Missouri St.	10	3	2
				at Alabama	6	1	1

CAREER STATISTICS

Season	GP	GS	Min.	Avg.	Total			3-Point			Free Throws			Rebounds				Scoring						
					FGA	Pct.	FG	FGA	Pct.	FT	FTA	Pct.	Off.	Def.	Tot.	Avg.	PF	FO	Ast.	TO	Blk	Stl	Pts.	Avg.
2009-10	33	8	813	24.6	99	.393	61	148	.412	59	78	.756	5	57	62	1.9	43	0	117	66	2	20	318	9.6
2010-11	36	36	1165	32.4	158	.418	94	222	.423	122	143	.853	12	53	65	1.8	49	0	115	92	1	31	532	14.8
2011-12	4	4	125	31.3	18	.50	5	13	.371	18	24	.750	1	12	13	3.3	5	0	6	5	0	3	67	16.8
TOTAL	73	48	2103	28.8	275	.404	168	405	.415	199	245	.812	18	122	140	1.9	97	0	238	163	3	54	917	12.6

Opponent	Date	GS	Min	TOTAL			3-PTS			FREE THROWS			REBOUNDS				PF	FO	A	TO	Blk	Stl	Pts	Avg.
				FGA	Pct	3FG	FGA	Pct	FT	FTA	Pct	Off	Def	Tot	Avg									
TENNESSEE TECH	11-11-11	*	36	4	11	.364	2	7	.286	4	5	.800	0	4	4	4.0	3	0	2	5	0	0	14	14.0
RUTGERS	11-15-11	*	27	5	14	.357	4	11	.364	5	6	.833	1	1	2	3.0	1	0	2	0	0	0	19	16.5
UNF	11-19-11	*	30	4	11	.364	3	6	.500	2	3	.667	0	3	3	3.0	0	0	2	0	0	1	13	15.3
FLORIDA GULF COAST	11-22-11	*	32	5	14	.357	4	11	.364	7	10	.700	0	4	4	3.3	1	0	0	0	0	2	21	16.8
Totals			4	125	18	.360	13	35	.371	18	24	.750	1	12	13	3.3	5	0	6	5	0	3	67	16.8



JUSTIN HELLER

Sophomore | Guard | 6-2 | 185

#12

Boca Raton, Fla. | West Boca Raton Community

Heller Season / Career Highs

Points

Career: _____

Rebounds

Career: _____

Assists

Career: _____

Steals

Career: _____

Blocked Shots

Career: _____

Field Goals

Career: _____

Field Goal Attempts

Career: _____

Free Throws

Career: _____

Free Throw Attempts

Career: _____

3-Point Field Goals

Career: _____

3-Point Field Goal Attempts

Career: _____

Foul Disqualifications

Career: _____


Minutes

Career: _____

As a Freshman (2010-11): Walked onto the team... Practiced, but did not see any game time.

High School: After transferring to West Boca, played one year of varsity basketball for the Bulls... Among top 30 three-point scorers in Palm Beach County in 2009-10... The Bulls were the only team to beat powerhouse Dwyer, the top-ranked high school in the county, with an 82-73 victory.

Personal: Born on Dec. 26, 1991 ... Son of Neal Heller and Liz Heller ... Brother to Anthony Anderson ...Majoring in business, with aspirations of becoming a CEO... Recruited by American and North Florida ... Nickname is J-Hell.



REGGIE JOHNSON

Junior | Center | 6-10 | 284

Winston-Salem, N.C. | Winston-Salem Prep

#42

Johnson Season / Career Highs

Points

Season: -
Career: 25, at Wake Forest 2/9/11

Rebounds

Season: -
Career: 20, vs. FAU 3/16/11

Assists

Season: -
Career: 3 (3x), last vs. Missouri State 3/21/11

Steals

Season: -
Career: 2 (4x), last vs. Georgia Tech 2/3/11

Blocked Shots

Season: -
Career: 5, at NC State 1/23/11

Field Goals

Season: -
Career: 9 (3x), last at NC State 1/23/11

Field Goal Attempts

Season: -
Career: 17, at NC State 1/23/11

Free Throws

Season: -
Career: 9, at Wake Forest 2/9/11

Free Throw Attempts

Season: -
Career: 12, at Wake Forest 2/9/11

3-Point Field Goals

Season: -
Career: -

3-Point Field Goal Attempts

Season: -
Career: -

Foul Disqualifications

Season: -
Career: 5x, last at Florida State 2/26/11

Minutes

Season: -
Career: 35, vs. Duke 2/13/11

2011 All-ACC Honorable Mention | 2010 ACC All-Tournament Second Team

As a Junior (2011-12): Will sit out the first part of the season after injuring his knee in the summer of 2011.

As a Sophomore (2010-11): Earned All-ACC honorable mention accolades... Appeared in all 36 games, making 34 starts - tying for the third most in program history... Averaged nearly a double-double with 11.9 points, a team-high 9.6 rebounds and a team-best 1.3 blocks per game, while shooting 59.1 percent from the field - the third-highest percentage in a season in UM history (minimum 200 field goal attempts)... His 347 season boards are the most for a Cane since Rick Barry notched a school-record 475 in 1964-65 and rank sixth in UM history... Grabbed a team-high 21.7 percent of the available rebounds while on the court -- 26.8 percent of the defensive boards (12th in the nation) and 16.3 percent of the offensive boards (7th in the nation)... Among the ACC's leaders in several categories, ranking fourth in rebounding (28th in the nation), second in offensive rebounds (3.5 pg), fourth in defensive rebounds (6.1 pg) and 20th in scoring... Among the ACC's most improved players in both scoring and rebounding, with his scoring average increasing 5.5 points per game and his rebounding jumping 5.0 boards an outing... Averaged 12.3 points and 12.0 rebounds, shooting 70.6 percent from the field (17-24) and 100 percent from the line (3-3) over three NIT games... Scored in double figures in 23 games, with four 20-point outings - including a career-high 25 points in the road win at his hometown Wake Forest (2/9)... Pulled down double-figure rebounds 16 times, with 15-plus boards three times - including a career-high 20 in the NIT opening-round win over FAU (3/16)... Those 20 boards are the most for an ACC player this season and most for a Cane since the return of Miami basketball in 1985-86... Added 14 points versus the Owls to register his 13th double-double of the season - the fourth-most in the ACC and tied with All-American Tim James for third-most by a Hurricane in a single season (since the return of the program in 1985-86).

2009-10				2010-11			
Opposition	P	R	A	Opposition	P	R	A
NC Central	4	0	1	Jacksonville	13	8	0
Nova Southeastern	2	2	0	at Memphis	12	12	0
UNC Wilmington	3	1	0	N.C. Central	12	10	1
South Carolina	7	7	1	at Rutgers	12	14	0
FGCU	5	2	0	McNeese St.	12	9	0
USC Upstate	13	6	0	at FGCU	11	10	1
Minnesota	2	1	1	Ole Miss	17	10	1
at Boston College	7	3	0	West Virginia	14	7	0
SC State	11	6	1	Stetson	6	7	2
at Stetson	0	0	0	UCF	6	6	0
FAU	8	10	1	Oral Roberts	14	12	0
NC A&T	5	8	1	Rice	7	6	2
Bethune-Cookman	7	7	0	Akron	21	12	1
at Pepperdine	8	7	0	Pepperdine	12	15	0
Wake Forest	0	3	0	at Duke	22	9	0
at Virginia Tech	8	10	1	at Clemson	6	8	1
at Virginia	6	8	1	BC	9	9	0
Boston College	15	9	0	Florida St.	7	9	0
at Maryland	0	2	0	at NC State	20	14	1
Virginia Tech	7	4	1	UNC	11	13	2
at Wake Forest	8	6	1	at Virginia Tech	6	10	2
at Florida St.	2	0	0	Georgia Tech	9	10	2
Georgia Tech	10	7	0	Virginia	16	8	1
at Clemson	5	4	0	at Wake Forest	25	7	1
Duke	0	1	0	Duke	16	7	3
Virginia	0	0	0	at UNCG	2	4	0
NC State	6	4	0	Clemson	7	9	2
at North Carolina	2	3	0	at BC	15	6	2
Florida St.	12	3	0	at Florida St.	17	12	0
Wake Forest	22	4	2	Maryland	12	16	3
Virginia Tech	5	12	1	at Georgia Tech	4	12	0
Duke	14	8	0	Virginia	8	6	1
				UNC	12	4	0
				FAU	14	20	1
				Missouri St.	9	9	3
				at Alabama	14	7	0


CAREER STATISTICS

Season	GP	GS	Min.	Avg.	Total			3-Point			Free Throws			Rebounds				Scoring							
					FG	FGA	Pct.	FG	FGA	Pct.	FT	FTA	Pct.	Off.	Def.	Tot.	Avg.	Pf	Fo	Ast.	TO	Blk	Stl	Pts.	Avg.
2009-10	32	6	434	13.6	60	115	.522	0	0	.000	84	107	.785	59	89	148	4.6	70	1	13	24	21	16	204	6.4
2010-11	36	34	935	26.0	165	279	.591	0	0	.000	100	150	.667	126	221	347	9.6	116	4	33	69	45	22	430	11.9
TOTAL	68	40	1369	20.1	225	394	.571	0	0	.000	184	257	.716	185	310	495	7.3	186	5	46	93	66	38	634	9.3

As a Redshirt Freshman (2009-10): Appeared in 32-of-33 games -- tying Garrius Adams for the second-most games played by a freshman in 2009-10... Averaged 6.4 points and 4.6 rebounds per game, while converting 52.2 percent from the field and a team-best 78.5 percent from the foul line... Among ACC freshmen, tied for third in rebounds and ninth in scoring... Hit 23 of his last 27 free throws and 66 of his last 80, shooting 82.4 percent from the line versus conference opponents -- best among the ACC's big men, to rank ninth in the league... Scored in double figures in seven games, including in three of the season's last four, and grabbed 10-plus boards three times... Came on strong at the end of the season, averaging 13.7 points on 66.7 percent shooting from the floor (12-18) -- including 85.0 percent from the charity stripe (17-20) -- 8.0 boards and 1.7 blocks per game over three outings in the ACC Tournament en route to ACC All-Tournament Second Team honors... Turned in a season-high 22 points (tying former Hurricane Guillermo Diaz for most points in an ACC Tournament game) on a perfect 8-of-8 effort from the field, while adding 6-of-6 shooting from the line, four boards, two assists and a blocked shot in the ACC Tournament opening-round win against Wake Forest (3/11)... This performance established a new ACC Tournament freshman record, becoming the first rookie to finish 100 percent from the field in a tourney game (minimum seven field goals made), breaking the previous freshman high of 81.8 percent (9-11) set by Maryland's Ernest Graham in 1978... His 8-for-8 field goals against Wake Forest also tied a school-record for field goal percentage in a game, matching teammate Dwayne Collins' 8-of-8 effort against Tulane (11/19)... Selected "Most Improved Player" and recognized as the team's leading free throw shooter at UM's 2010 postseason banquet.

High School: Competed in basketball and track & field at Winston-Salem Prep... Helped guide the Phoenix to the North Carolina 1-A state championship in basketball, finishing with 25 points and a state championship record 23 rebounds en route to the title and MVP honors... Two-time All-Northwest selection, led the league with 24.1 points per game, 16.1 rebounds per game and 7.1 blocks per game as a senior in 2007-08... Other individual honors included NC Preps.com 1-A Player of the Year, NC Preps.com All-State Team, Triad Sports Weekly County Player of the Year and Triad Sports Weekly All-Forsyth County Basketball Team... Considered a four-star recruit by Scout.com, which ranked him 17th among centers... Coached by Andre Gould... Played AAU basketball for Boo Williams.

Personal: Born Dec. 16, 1989 ... Son of Erika Johnson ... Brother to Chrisalyn Boston ... A liberal arts major... Nickname is Big Reg... Also recruited by Wake Forest, Virginia Tech, Xavier and VCU... Off the court, enjoys playing video games... Played basketball in China during the summer of 2010 with Athletes in Action... Did not play in 2008-09, but worked hard in practice, on conditioning and in the weight room... Lost approximately 40 pounds since arriving on campus in the summer of 2008... Provides a big body inside with a 7-2 wingspan... Has great hands, as well as good agility and foot speed... Has a younger sister.



DEQUAN JONES

Senior | Guard/Forward | 6-8 | 221

#5

Stone Mountain, Ga. | Wheeler

As a Senior (2011-12): Will not participate in competition during the 2011-12 men's basketball season as the NCAA and University continue their joint investigation.

As a Junior (2010-11): Played in 28 games with 10 starts, averaging 4.5 points and 2.5 rebounds per game, converting 41.9 percent from the field... Grabbed five-or-more boards five times, including in NIT quarterfinal effort at Alabama (3/23)... Versus the Crimson Tide, poured in a season-high 12 points on 4-of-8 shooting from the field - including a few highlight-reel dunks, with five rebounds and a career-high three steals in a season-high 30 minutes... Put up a season-high three blocks and grabbed a pair of steals in the NIT second-round win over Missouri State (3/21)... Returned to the hardwood on Feb. 13 versus No. 5/5 Duke after missing seven games after sustaining a broken right hand during the Jan. 15 win over Boston College... Back in the starting lineup at UNC Greensboro (2/15) for the first time since returning to the hardwood after the injury, posting four points, five rebounds and an assist in 18 minutes.

2008-09				2009-10				2010-11			
Opposition	P	R	A	Opposition	P	R	A	Opposition	P	R	A
Florida Southern	7	1	2	NC Central	5	1	0	Jacksonville	5	8	1
Southern Miss	0	2	1	Nova Southeastern	9	6	1	at Memphis	0	2	0
Connecticut	4	1	0	Tulane	4	2	0	N.C. Central	9	3	1
San Diego	4	4	1	UNC Wilmington	4	3	0	at Rutgers	8	2	0
Stetson	2	2	0	South Carolina	8	5	2	McNeese St.	10	2	1
OHIO STATE	4	1	0	FGU	16	5	1	at FGCU	2	0	0
at Kentucky	2	2	0	USC Upstate	4	1	3	Ole Miss	6	4	0
FIU	3	3	1	Minnesota	0	3	0	West Virginia	2	1	0
Robert Morris	0	0	0	at Boston College	8	4	1	Stetson	8	6	2
Clemson	2	4	0	SC State	8	2	1	UCF	9	2	1
at St. John's	4	4	0	at Stetson	9	2	0	Oral Roberts	8	3	0
UNF	8	5	2	Bethune-Cookman	5	2	1	Rice	5	2	1
NC Central	11	5	1	at Pepperdine	7	1	1	Akron	4	1	0
FAU	6	0	0	Wake Forest	0	1	1	Pepperdine	3	1	0
at Boston College	0	0	1	at Virginia Tech	8	3	0	at Duke	4	3	1
Maryland	2	1	0	at Virginia	2	0	0	at Clemson	2	0	0
at North Carolina	8	5	1	Boston College	1	0	0	BC	4	3	1
FLORIDA STATE	0	0	0	at Maryland	6	2	0	Duke	2	1	1
VIRGINIA TECH	3	1	0	Virginia Tech	4	1	0	at UNC	4	5	1
at NC State	0	0	1	at Wake Forest	2	2	0	Clemson	2	0	0
at Maryland	7	1	0	at Florida St.	0	0	0	at BC	8	3	2
WAKE FOREST	3	2	0	at Clemson	4	1	2	at Florida St.	0	0	0
at Duke	0	6	0	Duke	5	2	0	at Georgia Tech	2	3	1
North Carolina	0	1	0	Virginia	0	0	0	Virginia	2	6	0
at Florida State	0	1	0	Florida St.	6	1	0	UNC	0	1	0
BOSTON COLLEGE	0	0	0	Wake Forest	14	4	0	FAU	2	0	0
at Virginia	0	1	1	Virginia Tech	14	4	1	Missouri St.	4	3	0
at Georgia Tech	0	0	0	Duke	7	2	0	at Alabama	12	5	0
NC State	2	0	1								
Virginia Tech	2	1	0								
at Providence	2	1	0								
at Florida	0	0	2								

Jones Season / Career Highs

Points	Career: 16, vs. FGCU 11/25/09
Rebounds	Career: 8, vs. Jacksonville 11/12/10
Assists	Career: 3, vs. USC Upstate 11/28/09
Steals	Career: 3, at Alabama 3/23/11
Blocked Shots	Career: 4, vs. FIU 12/12/08
Field Goals	Career: 6 (2x), last vs. Virginia Tech 3/12/10
Field Goal Attempts	Career: 11, vs. Virginia Tech 3/12/10
Free Throws	Career: 4 (2x), last at Alabama 3/23/11
Free Throw Attempts	Career: 6 (2x), last at Alabama 3/23/11
3-Point Field Goals	Career: 2, vs. Wake Forest 3/11/10
3-Point Field Goal Attempts	Career: 3 (2x), last vs. Wake Forest 3/11/10
Foul Disqualifications	Career: -
Minutes	Career: 32, vs. Virginia Tech 3/12/10

CAREER STATISTICS

Season	GP	GS	Min.	Avg.	FG	Total			3-Point			Free Throws			Rebounds				Scoring						
						FGA	Pct.	FT	FTA	Pct.	Off.	Def.	Tot.	Avg.	Pf	Fo	Ast.	To	Blk	Stl	Pts.	Avg.			
2008-09	32	3	353	11.0	33	98	.337	1	13	.077	19	30	.633	20	35	55	1.7	33	0	15	30	12	10	86	2.7
2009-10	28	20	466	16.6	65	122	.533	6	26	.231	24	36	.667	16	44	60	2.1	31	0	15	40	16	15	160	5.7
2010-11	28	10	389	13.9	52	124	.419	1	12	.083	22	36	.611	28	42	70	2.5	32	0	14	32	12	14	127	4.5
TOTAL	88	33	1208	13.7	150	344	.436	8	51	.157	65	102	.637	64	121	185	2.1	96	0	44	102	40	39	373	4.2

As a Sophomore (2009-10): Played in 28 games, starting 20, as a sophomore... Came on strong during the ACC Tournament, averaging 11.7 points -- on 48.1 percent shooting from the field and a team-high 50.0 percent from beyond the arc, with 3.3 boards and 1.0 block through Miami's three-game run... Registered his fourth consecutive start in the ACC semifinal against Duke (3/13), finishing with seven points, two rebounds and a blocked shot... Posted his second-straight 14-point scoring effort on a career-high tying 6-for-11 shooting from the field with four rebounds and a block versus Virginia Tech (3/12) in the ACC Tournament quarterfinal... It marked the first back-to-back double-digit scoring performances of his career... Finished with 14 points, connecting on 5-of-7 field goals - including a career-high two three-pointers, with four rebounds, a block and a steal in the ACC Tournament win over Wake Forest (3/11)... Scored 12 first-half points -- including both three-pointers -- to set a career high for points in a half... For the season, averaged 5.7 points and 2.1 rebounds per game, while shooting 53.3 percent from the field.

As a Freshman (2008-09): Played in all 32 games, making three starts as a true freshman -- including back-to-back ACC contests at then- No. 5/6 North Carolina (1/17) and versus Florida State (1/21)... Had an electrifying reverse dunk in the first half at then- No. 5/6 North Carolina (1/17) that landed at No. 1 on ESPN's Top 10 Plays of the day... Finished with eight points, a then- season-high tying five rebounds, a blocked shot and an assist versus the Tar Heels in a career-high 27 minutes... Posted four-or-more rebounds seven times... Grabbed a season-high six boards, a blocked shot and a steal in 11 minutes at then- No. 3/4 Duke (2/7)... Converted his first three-pointer as a Hurricane versus Virginia Tech (1/25).

High School: Averaged 15.2 points, 6.7 rebounds and 4.0 blocks per game as a senior en route to Class 5-A Player of the Year honors by the Atlanta Journal-Constitution and Northwest Player of the Year accolades... Also named to EA Sports' All-America Second Team and to the Parade All-America Fourth Team... Ranked as the nation's fifth-best small forward and 28th-best overall player by ESPN.com... Considered a five-star recruit by both Scout.com and Rivals.com... Ranked fourth among small forwards by Rivals.com... Helped Wildcats finish 30-3 with a No. 18 national ranking by USA Today... Team advanced to the state title game, where the Wildcats lost by just three points... Scored 17 points in the semifinal win over Hiram to help Wheeler advance to the finals... Region 6A champions in 2008... Participated in the iS8/Nike Spring High School Classic, earning second team honors... Played three years of varsity basketball... Competed in first two seasons of prep basketball at Stone Mountain... Coached at Wheeler by Doug Lipscomb... Played AAU basketball for the Worldwide Renegades.

Personal: Born June 20, 1990 ... Son of Irene Bell and Clady Jones ... Brother to Camron ... Majoring in liberal arts ... Nickname is "DJ"... The most explosive athlete on the squad with dynamic hops... Good mid-range game... Has all the physical tools to succeed... Also recruited by schools including Oregon, Memphis, Florida and Georgia.



KENNY KADJI

R-Sophomore | Forward/Center | 6-11 | 251

#35

Douala, Cameroon | Pendleton | IMG Academy | Florida

Kadji Season / Career Highs

Points

UM Career: 13, vs. Rutgers 11/15/11

Rebounds

UM Career: 10, vs. UNF 11/19/11

Assists

UM Career: 3, vs. UNF 11/19/11

Steals

UM Career: 3, vs. Rutgers 11/15/11

Blocked Shots

UM Career: 2 (2x), last vs. FGCU 11/22/11

Field Goals

UM Career: 6, vs. Rutgers 11/15/11

Field Goal Attempts

UM Career: 11, vs. Rutgers 11/15/11

Free Throws

UM Career: 2 (2x), last vs. FGCU 11/22/11

Free Throw Attempts

UM Career: 4, vs. Rutgers 11/15/11

3-Point Field Goals

UM Career: -

3-Point Field Goal Attempts

UM Career: 1, vs. Rutgers 11/15/11

Foul Disqualifications

UM Career: -

Minutes

UM Career: 30, vs. Rutgers 11/15/11

As a Sophomore (2011-12): Ten rebounds, nine points, three assists against UNF ... Broke out with 13 points, five rebounds, three steals and two blocks against Rutgers ... Earned his first Miami start in the season opener against Tennessee Tech, pulling down five rebounds.

As a Redshirt (2010-11): After transferring to Miami from Florida, the big man sat out the 2010-11 season... Expected to provide front-court depth with his size and shot-blocking ability... After a promising freshman campaign at UF, played in just eight games as a sophomore before having surgery on his back on Feb. 10... Was granted a medical hardship for the 2009-10 season and has three years of eligibility for the Hurricanes.

As a Sophomore at Florida (2009-10): Played in 42 games with Florida over two seasons, before his 2009-10 season was cut short ... As a sophomore in 2009-10, scored a season-high five points and grabbed a season-best three rebounds in 10 minutes of action versus Florida A&M.

As a Freshman at Florida (2008-09): Averaged 4.4 points, 2.7 rebounds and 0.7 blocks in 12.5 minutes per game over 34 appearances... Scored in double figures four times, including a season-high 15 points on 6-of-10 shooting from the field and 3-of-3 shooting from the line, with seven boards versus UCF, and a season-high four blocked shots versus Vanderbilt... Hit 2-of-4 from the field to contribute four points versus UMKC (and future teammate Trey McKinney Jones) in Orlando... Made his first career start and grabbed a then-career-high six rebounds vs. Florida Gulf Coast... Was a perfect 3-for-3 from the field and finished with seven points and seven rebounds in the win over Georgia Southern... Scored 14 points on a career-high 7-of-10 shooting in 19 minutes vs. Longwood... Crashed the boards for a career-high eight rebounds in the win over Auburn, also dishing out a season-high tying two assists and two blocked shots, while contributing 11 points... Played a career-high 23 minutes versus Arkansas, scoring 10 points and collecting four rebounds... Scored four points and tallied five rebounds against Arkansas in the first round of the SEC Tournament... Posted four points in seven minutes of action versus Miami in the second round of the NIT.

High School: The fifth-ranked center in the class of 2008 by both Rivals.com and Scout.com and was rated in the top half of the ESPN 100... Averaged 28.0 points, 12.0 rebounds and 4.0 blocks per game at Pendleton/IMG Academy, playing for coach Mike Moreau... Participated in the 2008 adidas All-America All-Star game and in the 2008 adidas Kentucky Derby Festival basketball classic... Played AAU basketball with the Florida Rams.

Personal: Last name is pronounced Kaad-jee ... Born May 19, 1988 ... Majoring in sociology with a minor in business administration... Has three brothers... Trained with current NBA player Jared Jeffries during the summer of 2009 at IMG Academy... Played the piano for five years.


STATISTICS AT FLORIDA

Season	GP	GS	Min.	Avg.	Total			3-Point			Free Throws			Rebounds				Scoring				
					FGA	Pct.	FG	FGA	Pct.	FT	FTA	Pct.	Total	Avg.	PF	FO	Ast.	TO	Blk	Stl	Pts.	Avg.
2008-09	34	1	426	12.5	62	.484	0	1	.000	24	47	.511	93	2.7	48	0	4	28	24	6	148	4.4
2009-10	8	0	45	5.6	3	.375	0	0	.000	2	4	.500	6	0.7	8	0	0	5	3	1	8	1.0
TOTAL	42	1	471	11.2	65	.445	0	1	.000	26	51	.509	99	2.3	56	0	4	33	27	7	156	3.7

STATISTICS AT MIAMI

Season	GP	GS	Min.	Avg.	Total			3-Point			Free Throws			Rebounds				Scoring						
					FGA	Pct.	FG	FGA	Pct.	FT	FTA	Pct.	Off.	Def.	Tot.	Avg.	PF	FO	Ast.	TO	Blk	Stl	Pts.	Avg.
2011-12	4	4	94	23.5	12	.444	0	1	.000	4	9	.444	10	15	25	6.3	7	0	5	6	5	4	28	7.0

2011-12		TOTAL			3-PTS			FREE THROWS			REBOUNDS				PF		FO		A		TO		Blk		Stl		Pts		Avg.	
Opponent	Date	GS	Min	FG	FGA	Pct	3FG	FGA	Pct	FT	FTA	Pct	Off	Def	Tot	Avg	PF	FO	A	TO	Blk	Stl	Pts	Avg.						
TENNESSEE TECH	11-11-11	*	36	4	11	.364	2	7	.286	4	5	.800	0	4	4	4.0	3	0	2	5	0	0	14	14.0						
RUTGERS	11-15-11	*	27	5	14	.357	4	11	.364	5	6	.833	1	1	2	3.0	1	0	2	0	0	0	19	16.5						
UNF	11-19-11	*	30	4	11	.364	3	6	.500	2	3	.667	0	3	3	3.0	0	0	2	0	0	1	13	15.3						
FLORIDA GULF COAST	11-22-11	*	23	2	6	.333	0	0	.000	2	2	1.000	3	2	5	6.3	1	0	0	0	2	0	6	7.0						
Totals			4	94	12	.444	0	1	.000	4	9	.444	10	15	25	6.3	7	0	5	6	5	4	28	7.0						



SHANE LARKIN

Freshman | Guard | 5-11 | 160

Cincinnati, Ohio | Dr. Phillips (Fla.)

#0

Larkin Career Highs

Points

Career: 8 (2x), last vs. FGCU 11/22/11

Rebounds

Career: 6, vs. FGCU 11/22/11

Assists

Career: 4, vs. FGCU 11/22/11

Steals

Career: 1(3x), last vs. FGCU 11/22/11

Blocked Shots

Career: --

Field Goals

Career: 3, vs. UNF 11/19/11

Field Goal Attempts

Career: 6, vs. FGCU 11/22/11

Free Throws

Career: 3, vs. FGCU 11/22/11

Free Throw Attempts

Career: 3, vs. FGCU 11/22/11

3-Point Field Goals

Career: 1(2x), last vs. UNF 11/19/11

3-Point Field Goal Attempts

Career: 3 (2x) last vs. FGCU 11/22/11

Foul Disqualifications

Career: --

Minutes

Season: 28, vs. FGCU 11/22/11

As a Freshman (2011-12): Scored three points in his first possession in his third-straight game with a three against FGCU ... He had an and-one layup against UNF and a trey against Rutgers ... Team-high six rebounds against FGCU ... Received transfer waiver from the NCAA on Nov. 15 and played 22 minutes that night against Rutgers ... Was 1-of-1 from long range and had one rebound, assist and steal in Miami debut.

High School: Averaged 18.8 points, 6.4 rebounds, 6.3 assists and 3.5 steals per game as a senior at Dr. Phillips High in Orlando, Fla. ... Ended high school career with a school record 320 steals and was second in career scoring behind 2010-11 All-SEC selection Chris Warren (Ole Miss) ... Two-time all-state player ... Twice was 6A Player of the Year runner up ... Ranked among the Top 20 point guards in the country by Scout.com ... The No. 72 overall player in the nation, according to Scout.com ... Led his team to a 27-6 record his senior season, advancing to the state championship game for the second consecutive year ... Three-time district champions ... Regional champion.

Personal: Born DeShane Larkin on Oct. 2, 1992, but goes by Shane ... Son of Lisa and Barry Larkin, the former Cincinnati Reds 12-time All-Star shortstop ... Brother to Cymber and Brielle ... Enjoys listening to music and playing video games ... Comes from a long lineage of athletes, including his father as well as his uncles Byron Larkin (Xavier basketball), Mike Larkin (Notre Dame football) and Steve Larkin (Texas baseball) ... Larkin originally committed to DePaul in 2010, but was granted a release from the school in August 2011 ... He was also recruited by Boston College, George Mason, Colorado and Florida State.

CAREER STATISTICS

Season	GP	GS	Min.	Avg.	Total			3-Point			Free Throws			Rebounds				Scoring							
					FG	FGA	Pct.	FG	FGA	Pct.	FT	FTA	Pct.	Off.	Def.	Tot.	Avg.	PF	FO	Ast.	TO	Blk	Stl	Pts.	Avg.
2011-12	3	0	66	22.0	6	12	.500	3	7	.429	4	4	1.000	1	8	9	3.0	2	0	7	6	0	3	19	6.3

2011-12		TOTAL					3-PTS			FREE THROWS			REBOUNDS					Pts		Avg					
Opponent	Date	GS	Min	FG	FGA	Pct	3FG	FGA	Pct	FT	FTA	Pct	Off	Def	Tot	Avg	PF	FO	A	TO	Blk	Stl	Pts	Avg	
TENNESSEE TECH	11-11-11	DNP - Sat out due to NCAA transfer rules																							
RUTGERS	11-15-11		22	1	1	1.000	1	1	1.000	0	0	.000	0	1	1	1.0	0	0	1	3	0	1	3	3.0	
UNF	11-19-11		16	3	5	.600	1	3	.333	1	1	1.000	0	2	2	1.5	1	0	2	2	0	1	8	5.5	
FLORIDA GULF COAST	11-22-11		28	2	6	.333	1	3	.333	3	3	1.000	1	5	6	3.0	1	0	4	1	0	1	8	6.3	
Totals			0	66	6	12	.500	3	7	.429	4	4	1.000	1	8	9	3.0	2	0	7	6	0	3	19	6.3



TREY MCKINNEY JONES #4

R-Junior | Guard | 6-5 | 216

Milwaukee, Wis. | South Milwaukee | UMKC

McKinney Jones UM Career Highs

Points	UM Career: 12, vs. Tennessee Tech 11/11/11
Rebounds	UM Career: 5, vs. FGCU 11/22/11
Assists	UM Career: 2 (2X), last vs. FGCU 11/22/11
Steals	UM Career: 1, vs. Tennessee Tech 11/11/11
Blocked Shots	UM Career: -
Field Goals	UM Career: 4, vs. Tennessee Tech 11/11/11
Field Goal Attempts	UM Career: 9, vs. FGCU 11/22/11
Free Throws	UM Career: 3, vs. FGCU 11/22/11
Free Throw Attempts	UM Career: 4, vs. FGCU 11/22/11
3-Point Field Goals	UM Career: 2, vs. Tennessee Tech 11/11/11
3-Point Field Goal Attempts	UM Career: 3(3x), last vs. FGCU 11/22/11
Foul Disqualifications	UM Career: -
Minutes	UM Career: 24, vs. Tennessee Tech 11/11/11

As a Junior (2011-12): McKinney Jones hit 4-of-6 from the field in his debut for the Hurricanes against Tennessee Tech...He was the third leading scorer with a total of 12 points, along with four rebounds and one steal.

2010-11: After transferring to Miami from UMKC, the combo guard sat out the 2010-11 season.

At UMKC (2008-10): Played basketball for two seasons at Missouri-Kansas City, appearing in 30 games and starting 25 as a sophomore in 2009-10 ... Averaged 10.9 points and 3.8 rebounds in 28.5 minutes per game, shooting a team-best 47.6 percent (110-231) from the field to rank eighth in the Summit League ... Dished out 60 assists -- second most on squad ... First half dunk was the "No. 1 Top Play of the Day" on ESPN SportCenter's Top-10 plays on Feb. 25 ... Named to the Summit League Winter/Spring Academic All-League Team.

High School: First Team All-Southeast Conference and high honorable mention all-suburban team honoree... Averaged 15.0 points, 6.0 assists and 5.7 rebounds per game as a senior... Helped Rockets to first North Division Championship in 22 years... Highest scoring point guard in the league, converting 49 percent from the field... Four games with more than 20 points, five rebounds and five assists... Two-year starter at point guard... Scored 545 points and shot 84.8 percent from the line over prep career... 2007 adidas Double Pump Camp All-Star... Played for Southeast Wisconsin All-Stars... Wendy's High School Heisman Trophy winner for Wisconsin... Won back-to-back Wisconsin state triple jump titles in 2007 and '08... State runner-up in the long jump in 2008, after finishing sixth at state meet as a junior... Offered track scholarships by Marquette and Minnesota... Achieved high honors in the classroom for having better than a 3.5 grade point average... Named to honor roll from his sophomore through senior years.

Personal: Born August 27, 1990 ... Son of Dwight Jones, and Luann McKinney & Ed Schmitt ... Brother to Laine, Mariel and Dwight ... An economics major with a minor in marketing... From an athletic family - his uncle, Mark Jones, played in the NBA for the Orlando Magic and professionally overseas and his aunt, Esther Jones, was a national champion in track and field at LSU in 1990 in the 100- and 200-meters and an Olympic gold medalist in 1992 as a member of the 4x100-meter relay.

STATISTICS AT UMKC


Season	GP	GS	Min.	Avg.	Total			3-Point			Free Throws			Rebounds			Scoring								
					FG	FGA	Pct.	FG	FGA	Pct.	FT	FTA	Pct.	Off.	Def.	Tot.	Avg.	PF	FO	Ast.	TO	Blk	Stl	Pts.	Avg.
2008-09	31	13	581	18.7	40	98	.408	7	33	.212	24	42	.571	15	79	94	3.0	69	2	39	26	1	14	111	3.6
2009-10	30	25	855	28.5	110	231	.476	18	52	.346	89	120	.742	22	92	114	3.8	94	3	60	69	3	19	327	10.9
TOTAL	61	38	1436	23.5	150	329	.456	25	85	.294	113	162	.698	37	171	208	3.4	163	5	99	95	4	33	438	7.2

STATISTICS AT MIAMI

Season	GP	GS	Min.	Avg.	Total			3-Point			Free Throws			Rebounds			Scoring								
					FG	FGA	Pct.	FG	FGA	Pct.	FT	FTA	Pct.	Off.	Def.	Tot.	Avg.	PF	FO	Ast.	TO	Blk	Stl	Pts.	Avg.
2011-12	4	0	77	19.3	10	21	.476	3	9	.333	5	6	.833	3	11	14	3.5	5	0	4	4	0	1	28	7.0

2011-12

Opponent	Date	GS	Min	TOTAL			3-PTS			FREE THROWS			REBOUNDS			PF	FO	A	TO	Blk	Stl	Pts	Avg.	
				FG	FGA	Pct	3FG	FGA	Pct	FT	FTA	Pct	Off	Def	Tot									Avg
TENNESSEE TECH	11-11-11		24	4	6	.667	2	3	.667	2	2	1.000	0	4	4	4.0	2	0	0	2	0	1	12	12.0
RUTGERS	11-15-11		16	0	0	.000	0	0	.000	0	0	.000	0	2	2	3.0	0	0	0	0	0	0	6.0	6.0
UNF	11-19-11		15	3	6	.500	1	3	.333	0	0	.000	1	2	3	3.0	1	0	2	1	0	0	7	6.3
FLORIDA GULF COAST	11-22-11		22	3	9	.333	0	3	.000	3	4	.750	2	3	5	3.5	2	0	2	1	0	0	9	7.0
Totals			0	77	10	.476	3	9	.333	5	6	.833	3	11	14	3.5	5	0	4	4	0	1	28	7.0



RYAN QUIGTAR

Senior | Guard | 5-11 | 180

#11

Skyway, Wash. | Renton

Quigtar Season / Career Highs

Points

Season: -

Career: 3 (2x), last vs. Pepperdine 12/30/10

Rebounds

Season: -

Career: 2, vs. South Carolina St. 12/12/09

Assists

Season: -

Career: 2, vs. South Carolina St. 12/12/09

Steals

Season: -

Career: 1, vs. South Carolina St. 12/12/09

Blocked Shots

Season: -

Career: -

Field Goals

Season: -

Career: 1 (2x), last vs. Pepperdine 12/30/10

Field Goal Attempts

Season: -

Career: 3, vs. Nova Southeastern 11/16/09

Free Throws

Season: -

Career: 1, vs. South Carolina St. 12/12/09

Free Throw Attempts

Season: -

Career: 2, vs. South Carolina St. 12/12/09

3-Point Field Goals

Season: -

Career: 1, vs. Pepperdine 12/30/10

3-Point Field Goal Attempts

Season: -

Career: 1 (2x), last vs. Pepperdine 12/30/10

Foul Disqualifications

Season: -

Career: -

Minutes

Season: -

Career: 3 (3x), last vs. Pepperdine 12/30/10

As a Junior (2010-11): Saw limited action in five games, knocking down his first career three-pointer in the final minutes versus Pepperdine (12/30).

2008-09				2009-10				2010-11			
Opposition	P	R	A	Opposition	P	R	A	Opposition	P	R	A
Florida Southern	0	0	0	NC Central	0	0	0	N.C. Central	0	0	1
UNF	0	0	0	Nova Southeastern	2	0	0	McNeese St.	0	0	0
WAKE FOREST	0	0	0	SC State	3	2	0	Stetson	0	0	0
				at Pepperdine	0	0	2	Pepperdine	3	0	1
				Wake Forest	0	0	0	Maryland	0	0	0

As a Sophomore (2009-10): Came off the bench for his first action in an ACC Tournament game versus Wake Forest (3/11)... Hit his first field goal as a Hurricane versus Nova Southeastern (11/16).


As a Freshman (2008-09): Saw time on the court in three games for the Hurricanes... Got his first ACC action in the win over then-No. 6/7 Wake Forest (2/4).

High School: Three-time basketball letterwinner at Renton... Earned First Team All-Seamount League and Team MVP honors, as the point guard helped all five starters to double-figure scoring averages... Three-time Seamount League champions... As a senior, averaged 10.5 points, 4.1 rebounds, 4.0 assists and 2.1 steals per game.

Personal: Last name is pronounced KWIG-tar ... Born on Dec. 22, 1989 ... Son of Raymond and Christina Quigtar ... A business management major with a minor in sports administration... Has one younger brother, Jordan ... Off the court, interests include God, family, video games, bowling and shoes.

CAREER STATISTICS

Season	GP	GS	Min.	Avg.	Total			3-Point			Free Throws			Rebounds				Scoring									
					FG	FGA	Pct.	FG	FGA	Pct.	FT	FTA	Pct.	Off.	Def.	Tot.	Avg.	Pf	Fo	Ast.	To	Blk	Stl	Pts.	Avg.		
2008-09	3	0	3	1.0	0	1	.000	0	0	.000	0	0	.000	0	0	0	0.0	1	0	0	0	0	0	0	0	0	0.0
2009-10	5	0	9	1.8	2	5	.400	0	1	.000	1	2	.500	2	0	2	0.4	3	0	2	1	0	1	0	1	5	1.0
2010-11	5	0	8	1.6	1	1	1.000	1	1	1.000	0	0	.000	0	0	0	0.0	0	0	2	1	0	0	0	3	0.6	
TOTAL	13	0	20	1.5	3	7	.429	1	2	.500	1	2	.500	2	0	2	0.2	4	0	4	2	0	1	0	1	8	0.6



DURAND SCOTT

Junior | Guard | 6-5 | 202

New York, N.Y. | Rice

#1

Scott Season / Career Highs

Points

Season: 19, vs. Rutgers 11/15/11
Career: 29, at North Carolina 3/2/10

Rebounds

Season: 6, vs. Tennessee Tech 11/11/11
Career: 12, at UNCG 2/15/11

Assists

Season: 5 (2x), last vs. FGCU 11/22/11
Career: 10, at NC Central 11/14/09

Steals

Season: 1, vs. Tennessee Tech 11/11/11
Career: 4, vs. Minnesota 12/02/09

Blocked Shots

Season: 2, vs. Rutgers 11/15/11
Career: 2, at Pepperdine 1/3/10

Field Goals

Season: 7, vs. Rutgers 11/15/11
Career: 11, at North Carolina 3/2/10

Field Goal Attempts

Season: 12 (2x), last vs. Rutgers 11/15/11
Career: 17, vs. Minnesota 12/2/09

Free Throws

Season: 9, vs. UNF 11/19/11
Career: 12 (2x), last at Clemson 1/8/11

Free Throw Attempts

Season: 10, vs. UNF 11/19/11
Career: 13 (2x), last at Clemson 1/8/11

3-Point Field Goals

Season: 2 (2x), last vs. Rutgers 11/15/11
Career: 4, vs. North Carolina 1/26/11

3-Point Field Goal Attempts

Season: 5, vs. Tennessee Tech 11/11/11
Career: 5 (3x), last vs. North Carolina, 1/26/11

Foul Disqualifications

Season: -
Career: 7x, last at Florida State 2/26/11

Minutes

Season: 36, vs. Tennessee Tech 11/11/11
Career: 38 (3x), last vs. Virginia 3/10/11

2010 ACC All-Rookie Team | 2010 ACC All-Tournament First Team 2010 Four-time ACC Rookie of the Week

As a Junior (2011-12): Handed out five assists to go along with five rebounds and two steals against FGCU ... Scored 19 points against Rutgers, added to five rebounds, four assists and two blocks ... Led all Miami scorers with 15 points in the Hurricanes' season opener against Tennessee Tech ... Also had five assists and six rebounds.

As a Sophomore (2010-11): Played in all 36 games, with 35 starts - the second most in program history, averaging 13.6 points -- second-best on the squad, 4.2 rebounds, 3.1 assists and a team-high 1.2 steals in a team-high 32.8 minutes per game, while shooting 44.5 percent from the field, 83.7 percent from the line and 39.1 percent from long range... Ranked among the ACC's leaders in scoring (12th), free throw percentage (3rd, 76th in the nation) and minutes played (6th)... His 1,182 minutes on the hardwood rank second-most in program history - just 14 minutes shy of the school record... Averaged a team-high 19.3 points, 3.3 assists and 3.3 rebounds over three NIT games, converting 50 percent from the field and 89 percent from the line... Registered 100 assists for the second-straight season, becoming the first Cane to do so since John Salmons in 2001-02... Malcolm Grant went on to dish out 100 assists as well, with the duo becoming the first teammates to notch consecutive 100-assists seasons since Thomas Hocker and Kevin Presto achieved the feat in both 1987-88 and 1988-89... His 225 career assists rank 15th in program history... Major improvement in his shooting percentage from the charity stripe (.670 to .837) and from beyond the arc (.276 to .391) between his first two seasons... Scored 10-plus points 29 times as a sophomore, with six performances of at least 20 points -- including back-to-back 20-point games to open his second campaign as a Cane and a season-high 27 points in the win over Ole Miss (11/30)... Played at least 30 minutes in 29 games, including 20 straight (11/27-2/13)... Carries a seven-game double-figure scoring streak into next season... Pulled down five-or-more rebounds 14 times, including a career-high 12 boards at UNC Greensboro (2/15) to go with 12 points and a season-high tying three steals to notch his first career double-double.

As a Freshman (2009-10): Played in all 33 games with 28 starts, averaging 10.3 points, 4.0 rebounds, 3.4 assists and a team-high 1.2 steals per game... Earned ACC All-Rookie Team, ACC All-Tournament First Team and Sporting News ACC All-Rookie Team honors... Four-time ACC Rookie of the Week -- the first Hurricane to earn the honor more than once... Became the first Miami rookie since Guillermo Diaz (2003-04) to score 20 points in multiple games as a freshman... His season-high 29 points at North Carolina marked the most points by a Miami freshman in over nine years... Tied an ACC freshman record with 10 assists and zero turnovers in his UM debut... Named "Outstanding Defender" at team's 2010 postseason banquet... Scored in double figures 16 times -- including in eight of the last nine games, tying for second most on the squad in 2010... Just the second freshman and fifth player in UM history to amass 100 points, 100 boards and 100 assists in a single season... With 113 assists, became first UM rookie in 15 years -- since Kevin Norris posted 102 assists (1994-95) -- and the fifth UM rookie to top the century mark in assists... First Hurricane of any class to achieve this since Anthony Harris registered 133 assists as a sophomore (2004-05)... Led all freshmen and ranked 10th in the ACC in assist-to-turnover ratio (1.55:1)... Among the ACC's freshmen leaders in almost every statistical category -- turning in the league's top-three assists performances by a rookie in 2009-10... ACC freshman leader in assists per game (3.4), and among the top six in scoring (10.3 ppg) and rebounding (4.0 rpg)... 14 games with four-plus assists... Averaged 14.7 points on 48.6 percent shooting from the field, with 5.0 boards and 3.0 assists over three games in the ACC Tournament... The only ACC freshman with two games of 10 points, five rebounds and five assists -- eighth best among all ACC players... Season- and game-high 29 points, shooting a season-high 11-of-15 from the field, a season-high 3-of-5 from long range and 4-of-4 from the line, with five rebounds and two steals at North Carolina (3/2)... The 29 points were the second-highest point production by an ACC rookie this season, the most points by a Hurricane since Jack McClinton's 35 versus North Carolina (2/15/09) and the most points by a Miami freshman in over nine years (since Darius Rice scored 31 versus Virginia Tech on 1/10/01)... Team-high 21 points (10-15 FGs) -- his third 20-plus point game of the year -- with four boards, three assists and two steals in the ACC semifinal versus Duke (3/13)... Team-high 17 points on 50 percent shooting from the field (6-12) and a perfect performance from the charity stripe (5-5), with six boards, two assists and one steal in the ACC Tourney win over Virginia Tech (3/12)... Scored nine points in the final 2:42 -- including hitting all four free throw attempts during that span -- to help secure the win.

High School: Ranked fifth in the nation among shooting guards by Scout, eighth by Rivals and 11th by ESPN... A five-star recruit, also ranked among the top 25 overall players by Scout... Selected to play in the 2009 Jordan Brand Classic... As a senior, led Rice High School to the State Federation Class 2-A championship, earning tournament MVP honors after scoring 23 points in the title game -- including a three-pointer with 14.5 seconds left in regulation to send the game into overtime... As a junior, averaged 12.7 points, 5.4 rebounds, 2.9 assists and 1.6 steals per game en route to a 19-5 record and playoff run... Shot 89.7 percent from long range (26-29), 63.6 from the field and 75.6 from the charity stripe... Over his high school career, won two state championships and four city championships... Coached by Maurice Hicks... Played AAU basketball for the New York Gauchos who finished the 2008 season as the No. 1 ranked AAU program in the New York metropolitan area... Recruited by many of the nation's top basketball programs, including UConn, Pittsburgh, St. John's, Memphis, UCLA, Tennessee and West Virginia.

Personal: Born Feb. 22, 1990 ... Brother to Alve, Rushell, Shemet and Lacey ... Majoring in business management ... Off the court, enjoys playing video games... Has two older brothers and two older sisters... Nickname is "Durand Durand".

2009-10			
Opposition	P	R	A
NC Central	4	4	10
Nova Southeastern	14	5	8
Tulane	10	5	5
UNC Wilmington	2	3	2
South Carolina	8	10	3
FGCU	8	4	4
USC Upstate	3	6	1
Minnesota	20	5	3
at Boston College	4	4	2
SC State	5	1	6
at Stetson	4	4	4
FAU	13	1	4
NC A&T	13	5	4
Bethune-Cookman	8	2	8
at Pepperdine	4	4	4
Wake Forest	10	2	3
at Virginia Tech	8	3	2
at Virginia	7	1	0
Boston College	9	6	3
at Maryland	13	4	2
Virginia Tech	12	4	4
at Wake Forest	9	6	2
at Florida St.	9	0	2
Georgia Tech	2	3	2
at Clemson	10	3	3
Duke	19	4	4
Virginia	11	4	2
NC State	13	3	5
at North Carolina	29	5	1
Florida St.	14	5	1
Wake Forest	6	5	4
Virginia Tech	17	6	2
Duke	21	4	3


2010-11			
Opposition	P	R	A
Jacksonville	20	4	6
at Memphis	20	4	1
N.C. Central	3	3	4
at Rutgers	5	5	2
McNeese St.	12	1	5
at FGCU	15	6	8
Ole Miss	27	6	6
West Virginia	11	4	2
Stetson	9	4	2
UCF	16	4	5
Oral Roberts	14	3	3
Rice	10	1	2
Akron	12	9	3
Pepperdine	15	5	2
at Duke	10	5	2
at Clemson	24	3	0
BC	19	7	3
Florida St.	8	5	1
at NC State	10	3	2
UNC	18	3	4
Virginia Tech	21	4	5
Georgia Tech	5	5	4
Virginia	7	6	1
at Wake Forest	17	3	2
Duke	10	3	8
at UNCG	12	12	2
Clemson	16	3	2
at BC	10	4	4
at Florida St.	6	3	2
Maryland	15	1	6
at Georgia Tech	13	2	1
Virginia	10	6	1
UNC	12	5	1
FAU	19	2	4
Missouri St.	20	5	4
at Alabama	19	3	2

CAREER STATISTICS

Season	GP	GS	Min.	Avg.	Total			3-Point			Free Throws			Rebounds				Scoring							
					FG	FGA	Pct.	FG	FGA	Pct.	FT	FTA	Pct.	Off.	Def.	Tot.	Avg.	PF	FO	Ast.	TO	Blk	Stl	Pts.	Avg.
2009-10	33	28	917	27.8	126	277	.455	16	58	.276	71	106	.670	29	102	131	4.0	69	2	113	73	6	41	339	10.3
2010-11	36	35	1182	32.8	162	364	.445	27	69	.391	139	166	.837	42	110	152	4.2	93	4	112	100	4	43	490	13.6
2011-12	4	4	137	34.2	13	42	.310	4	12	.333	20	24	.833	4	15	19	4.8	5	0	15	2	4	3	50	12.5
TOTAL	73	67	2236	30.6	301	683	.441	47	139	.338	230	296	.777	75	227	302	4.1	167	6	240	175	14	87	879	12.0

2011-12

Opponent	Date	GS	Min	TOTAL			3-PTS			FREE THROWS			REBOUNDS				PF	FO	A	TO	Blk	Stl	Pts	Avg.	
				FG	FGA	Pct	3FG	FGA	Pct	FT	FTA	Pct	Off	Def	Tot	Avg									
TENNESSEE TECH	11-11-11	*	36	3	12	.250	2	5	.400	7	8	.875	1	5	6	6.0	0	0	5	1	0	1	15	15.0	
RUTGERS	11-15-11	*	33	7	12	.583	2	3	.667	3	4	.750	2	3	5	5.5	0	0	4	0	2	0	19	17.0	
UNF	11-19-11	*	33	1	10	.100	0	1	.000	9	10	.900	0	3	3	4.7	4	0	1	0	1	0	11	15.0	
FLORIDA GULF COAST	11-22-11	*	35	2	8	.250	0	3	.000	1	2	.500	1	4	5	4.8	1	0	5	1	1	2	5	12.5	
Totals			4	137	13	42	.310	4	12	.333	20	24	.833	4	15	19	4.8	5	0	15	2	4	3	50	12.5



ERIK SWOOPE

Sophomore | Forward | 6-6 | 230

Lake Elsinore, Calif. | Harvard-Westlake

#21

Swoope Season / Career Highs

Points

Season: 11, vs. Tennessee Tech 11/11/11
 Career: 13, vs. Pepperdine 12/30/10

Rebounds

Season: 8, vs. Rutgers 11/15/11
 Career: 6, vs. NC Central 11/19/10

Assists

Season: 1 (3x), last vs. UNF 11/19/11
 Career: 1 (7x), last vs. UNF 11/19/11

Steals

Season: 3 (2x), last vs. Rutgers
 Career: 3 (3x), last vs. Rutgers 11/15/11

Blocked Shots

Season: 2(2x), last vs. UNF 11/19/11
 Career: 2(2x), last vs. UNF 11/19/11

Field Goals

Season: 5, vs. Tennessee Tech 11/11/11
 Career: 4, vs. Pepperdine 12/30/10

Field Goal Attempts

Season: 8, vs. Tennessee Tech 11/11/11
 Career: 8, at Duke 1/2/11

Free Throws

Season: 2(2x), last vs. UNF 11/19/11
 Career: 5, vs. Pepperdine 12/30/10

Free Throw Attempts

Season: 4(2x), last vs. UNF 11/19/11
 Career: 7, vs. Pepperdine 12/30/10

3-Point Field Goals

Season: 2, vs. Rutgers 11/15/11
 Career: 2, vs. Rutgers 11/15/11

3-Point Field Goal Attempts

Season: 4, vs. Rutgers 11/15/11
 Career: 4, vs. Rutgers 11/15/11

Foul Disqualifications

Season: -
 Career: 1 - 2010-11

Minutes

Season: 33(2x), last vs. UNF 11/19/11
 Career: 33(2x), last vs. UNF 11/19/11

Opposition	2009-10		
	P	R	A
Jacksonville	0	0	0
at Memphis	1	0	0
N.C. Central	4	6	1
at Rutgers	0	0	0
McNeese St.	0	0	0
at FGCU	0	1	0
UCF	0	0	0
Oral Roberts	0	0	0
Rice	4	1	1
Akron	3	3	0
Pepperdine	13	4	1
at Duke	6	2	0
at Clemson	0	2	1
BC	4	1	0
Florida St.	5	2	1
at NC State	0	0	0
UNC	0	0	0
at Virginia Tech	0	0	0
Georgia Tech	0	1	0
Virginia	0	1	0
at Wake Forest	0	1	0
Duke	0	0	0
at UNCG	0	1	0
at Florida St.	0	1	0
at Georgia Tech	0	2	0
Virginia	0	0	0
FAU	0	0	0
Missouri St.	0	0	0
at Alabama	0	0	0

As a Sophomore (2011-12): Grabbed a team-high eight rebounds to go along with six points, three steals, two blocks and assist against Rutgers ... Nearly passed his career high of 13 points with 11, and matched his career high in steals with three in the season opener ... He finished game with six rebounds and shot 62.5 percent (5-8) from the field.

As a Freshman (2010-11): Played in 29 games, making nine starts as a true freshman... Named to the 2011 ACC All-Academic Basketball Team... Averaged 1.4 points and 1.0 rebound in 6.5 minutes per game... After averaging just 3.8 minutes per game over the first 11 games this season, started eight-straight outings (12/22-1/23) - including five ACC games - for the Hurricanes with 14.6 minutes per game over that span, including a season-high 23 minutes versus Pepperdine (12/30).

High School: Named Mission League Most Valuable Player... The L.A. Daily News referred to him as the "most dominant boys' basketball player" in the San Fernando Valley... Rated as the No. 41 power forward by ESPN... As a senior, averaged 21.8 points, 8.9 rebounds, 1.6 assists and 1.5 blocks per game, converting 74 percent from the field and 71 percent from the foul line... Registered 16 games of 20-or-more points, including eight games with 30-plus points... Scored in double-figures in all but two games as a senior... Averaged 26.2 points per outing over his last six games... Picked up 12 double-doubles as a senior, including a 30-point, 21-rebound effort against South Hills... Turned in a season-best 40 points on 14-of-17 shooting from the field - adding a 12-of-13 touch at the charity stripe - in a win over Notre Dame Prep... Collected three-straight games of 30 points against Palos Verdes, South Hills and Calabasas... Picked up 2.8 steals per game... As a sophomore, helped his team to the runner-up title of the Mission League... Selected as an ESPN Rise California State Stat Star of the Week (Feb. 11, 2010)... Coached by Greg Hilliard... Played AAU basketball for Pump N' Run Elite... Attended the same high school that produced NBA players Jason Collins (Atlanta Hawks) and Jarron Collins (Phoenix Suns).

Personal: Last name is pronounced Swope ... Born May 8, 1992 ... Son of Denise and Gerald Swoope ... Brother to Devin Swoope ... Majoring in business marketing ... Attacks the basket with reckless abandon, and has the ability to finish plays in traffic ... Actor Ashton Kutcher was his freshman football coach at Harvard-Westlake ... Has been practicing yoga for three years.

CAREER STATISTICS

Season	GP	GS	Min.	Avg.	Total			3-Point			Free Throws			Rebounds				Scoring							
					FG	FGA	Pct.	FG	FGA	Pct.	FT	FTA	Pct.	Off.	Def.	Tot.	Avg.	PF	FO	Ast.	TO	Blk	Stl	Pts.	Avg.
2010-11	29	9	189	6.5	11	25	.440	0	0	.000	18	30	.600	12	17	29	1.0	26	1	5	7	2	13	40	1.4
2011-12	4	4	118	29.5	12	18	.667	0	1	.000	5	10	.500	11	9	20	5.0	14	0	3	3	5	7	29	7.3
TOTAL	33	13	307	9.3	23	43	.535	0	1	.000	23	40	.575	23	26	49	1.5	40	1	8	10	7	20	69	2.1

2011-12

Opponent	Date	GS	Min	TOTAL			3-PTS			FREE THROWS			REBOUNDS				PF	FO	A	TO	Blk	Stl	Pts	Avg.	
				FG	FGA	Pct	3FG	FGA	Pct	FT	FTA	Pct	Off	Def	Tot	Avg									
TENNESSEE TECH	11-11-11	*	30	5	8	.625	0	1	.000	1	2	.500	3	3	6	6.0	3	0	1	1	1	3	11	11.0	
RUTGERS	11-15-11	*	33	2	2	1.000	0	0	.000	2	4	.500	3	5	8	7.0	3	0	1	0	2	3	6	8.5	
UNF	11-19-11	*	33	3	3	1.000	0	0	.000	2	4	.500	2	1	3	5.7	4	0	1	1	2	1	8	8.3	
FLORIDA GULF COAST	11-22-11	*	22	2	5	.400	0	0	.000	0	0	.000	3	0	3	5.0	4	0	0	1	0	0	4	7.3	
Totals			4	118	12	18	.667	0	1	.000	5	10	.500	11	9	20	5.0	14	0	3	3	5	7	29	7.3



2011-12 Miami Men's Basketball
Miami Combined Team Statistics (as of Nov 23, 2011)
All games

RECORD:	OVERALL	HOME	AWAY	NEUTRAL
ALL GAMES	4-0	4-0	0-0	0-0
CONFERENCE	0-0	0-0	0-0	0-0
NON-CONFERENCE	4-0	4-0	0-0	0-0

#	Player	gp-gs	min	avg	Total		3-Point		F-Throw		Rebounds				pf	dq	a	to	blk	stl	pts	avg
					fg-fga	fg%	3fg-fga	3fg%	ft-fta	ft%	off	def	tot	avg								
03	Malcolm Grant	4-4	125	31.3	18-50	.360	13-35	.371	18-24	.750	1	12	13	3.3	5	0	6	5	0	3	67	16.8
01	Durand Scott	4-4	137	34.2	13-42	.310	4-12	.333	20-24	.833	4	15	19	4.8	5	0	15	2	4	3	50	12.5
25	Garrius Adams	4-4	111	27.8	10-26	.385	7-19	.368	6-9	.667	6	14	20	5.0	7	1	5	7	1	4	33	8.3
21	Erik Swoope	4-4	118	29.5	12-18	.667	0-1	.000	5-10	.500	11	9	20	5.0	14	0	3	3	5	7	29	7.3
04	Trey McKinney Jones	4-0	77	19.3	10-21	.476	3-9	.333	5-6	.833	3	11	14	3.5	5	0	4	4	0	1	28	7.0
35	Kenny Kadji	4-4	94	23.5	12-27	.444	0-1	.000	4-9	.444	10	15	25	6.3	7	0	5	6	5	4	28	7.0
00	Shane Larkin	3-0	66	22.0	6-12	.500	3-7	.429	4-4	1.000	1	8	9	3.0	2	0	7	6	0	3	19	6.3
10	Raphael Akpejori	4-0	47	11.8	6-9	.667	0-0	.000	3-5	.600	6	2	8	2.0	8	0	1	0	7	1	15	3.8
15	Rion Brown	2-0	25	12.5	1-10	.100	1-6	.167	4-4	1.000	3	4	7	3.5	3	0	2	3	0	0	7	3.5
Team											9	3	12				3					
Total.....		4	800		88-215	.409	31-90	.344	69-95	.726	54	93	147	36.8	56	1	48	39	22	26	276	69.0
Opponents.....		4	800		86-218	.394	28-76	.368	27-50	.540	54	85	139	34.8	81	5	40	59	14	12	227	56.8

TEAM STATISTICS	UM	OPP	Date	Opponent	Score	Att.
SCORING	276	227	11-11-11	TENNESSEE TECH	w 69-58	3600
Points per game	69.0	56.8	11-15-11	RUTGERS	w 72-57	3180
Scoring margin	+12.3	-	11-19-11	UNF	w 75-62	3483
FIELD GOALS-ATT	88-215	86-218	11-22-11	FLORIDA GULF COAST	w 60-50	3316
Field goal pct	.409	.394	* - Conference game			
3 POINT FG-ATT	31-90	28-76				
3-point FG pct	.344	.368				
3-pt FG made per game	7.8	7.0				
FREE THROWS-ATT	69-95	27-50				
Free throw pct	.726	.540				
F-Throws made per game	17.3	6.8				
REBOUNDS	147	139				
Rebounds per game	36.8	34.8				
Rebounding margin	+2.0	-				
ASSISTS	48	40				
Assists per game	12.0	10.0				
TURNOVERS	39	59				
Turnovers per game	9.8	14.8				
Turnover margin	+5.0	-				
Assist/turnover ratio	1.2	0.7				
STEALS	26	12				
Steals per game	6.5	3.0				
BLOCKS	22	14				
Blocks per game	5.5	3.5				
ATTENDANCE	13579	0				
Home games-Avg/Game	4-3395	0-0				
Neutral site-Avg/Game	-	0-0				

Score by Periods	1st	2nd	Totals
Miami	135	141	276
Opponents	106	121	227



2011-12 Miami Men's Basketball
Miami Season/Career Statistics (as of Nov 23, 2011)
All games

SEASON STATISTICS

CAREER STATISTICS

SUMMARY	gp-qs	min/g	fg%	3fg%	ft%	r/g	a/g	stl	blk	pts/g	gp-qs	min/g	fg%	3fg%	ft%	r/g	a/g	stl	blk	pts/g
Malcolm Grant	4-4	31.3	.360	.371	.750	3.3	1.5	3	0	16.8	73-48	28.8	.404	.415	.812	1.9	3.3	54	3	12.6
Durand Scott	4-4	34.2	.310	.333	.833	4.8	3.8	3	4	12.5	73-67	30.6	.441	.338	.777	4.1	3.3	87	14	12.0
Garrius Adams	4-4	27.8	.385	.368	.667	5.0	1.3	4	1	8.3	72-35	23.1	.367	.306	.673	3.0	1.3	64	13	5.8
Erik Swoope	4-4	29.5	.667	.000	.500	5.0	0.8	7	5	7.3	33-13	9.3	.535	.000	.575	1.5	0.2	20	7	2.1
Trey McKinney Jones	4-0	19.3	.476	.333	.833	3.5	1.0	1	0	7.0	4-0	19.3	.476	.333	.833	3.5	1.0	1	0	7.0
Kenny Kadji	4-4	23.5	.444	.000	.444	6.3	1.3	4	5	7.0	4-4	23.5	.444	.000	.444	6.3	1.3	4	5	7.0
Shane Larkin	3-0	22.0	.500	.429	1.000	3.0	2.3	3	0	6.3	3-0	22.0	.500	.429	1.000	3.0	2.3	3	0	6.3
Raphael Akpejori	4-0	11.8	.667	.000	.600	2.0	0.3	1	7	3.8	24-0	6.0	.579	.000	.649	1.6	0.0	3	19	1.9
Rion Brown	2-0	12.5	.100	.167	1.000	3.5	1.0	0	0	3.5	38-5	16.6	.344	.344	.730	2.1	0.6	10	3	4.3

SCORING	fg-fga	fg%	3fg-fga	3fg%	ft-fta	ft%	pts	pts/g	fg-fga	fg%	3fg-fga	3fg%	ft-fta	ft%	pts	pts/g
Malcolm Grant	18-50	.360	13-35	.371	18-24	.750	67	16.8	275-680	.404	168-405	.415	199-245	.812	917	12.6
Durand Scott	13-42	.310	4-12	.333	20-24	.833	50	12.5	301-683	.441	47-139	.338	230-296	.777	879	12.0
Garrius Adams	10-26	.385	7-19	.368	6-9	.667	33	8.3	136-371	.367	68-222	.306	76-113	.673	416	5.8
Erik Swoope	12-18	.667	0-1	.000	5-10	.500	29	7.3	23-43	.535	0-1	.000	23-40	.575	69	2.1
Trey McKinney Jones	10-21	.476	3-9	.333	5-6	.833	28	7.0	10-21	.476	3-9	.333	5-6	.833	28	7.0
Kenny Kadji	12-27	.444	0-1	.000	4-9	.444	28	7.0	12-27	.444	0-1	.000	4-9	.444	28	7.0
Shane Larkin	6-12	.500	3-7	.429	4-4	1.000	19	6.3	6-12	.500	3-7	.429	4-4	1.000	19	6.3
Raphael Akpejori	6-9	.667	0-0	.000	3-5	.600	15	3.8	11-19	.579	0-0	.000	24-37	.649	46	1.9
Rion Brown	1-10	.100	1-6	.167	4-4	1.000	7	3.5	52-151	.344	33-96	.344	27-37	.730	164	4.3

TOTALS	o-reb	d-reb	t-reb	pf	fo	ast	to	a/to	o-reb	d-reb	t-reb	pf	fo	ast	to	a/to
Malcolm Grant	1	12	13	5	0	6	5	1.2	18	122	140	97	0	238	163	1.5
Durand Scott	4	15	19	5	0	15	2	7.5	75	227	302	167	6	240	175	1.4
Garrius Adams	6	14	20	7	1	5	7	0.7	62	156	218	95	1	90	92	1.0
Erik Swoope	11	9	20	14	0	3	3	1.0	23	26	49	40	1	8	10	0.8
Trey McKinney Jones	3	11	14	5	0	4	4	1.0	3	11	14	5	0	4	4	1.0
Kenny Kadji	10	15	25	7	0	5	6	0.8	10	15	25	7	0	5	6	0.8
Shane Larkin	1	8	9	2	0	7	6	1.2	1	8	9	2	0	7	6	1.2
Raphael Akpejori	6	2	8	8	0	1	0	0.0	19	20	39	24	0	1	5	0.2
Rion Brown	3	4	7	3	0	2	3	0.7	16	63	79	57	0	24	36	0.7



2011-12 Miami Men's Basketball
Miami Team Game-by-Game Comparison (as of Nov 23, 2011)
All games

Opponent	1st	2nd	Score	Mar	Total FG	FG Pct	3-Pointers	3FG Pct	Free Throws	FT Pct	Rebounds	A	
TENNESSEE TECH	27/32	42/26	69-58	+11	21-54/19-47	.389/.404	7-22/8-17	.318/.471	20-25/12-19	.800/.632	42/26	+16	1
RUTGERS	35/25	37/32	72-57	+15	25-51/24-65	.490/.369	10-23/9-23	.435/.391	12-21/0-6	.571/.000	34/39	(5)	1
UNF	31/25	44/37	75-62	+13	24-54/23-57	.444/.404	7-18/8-21	.389/.381	20-26/8-14	.769/.571	35/37	(2)	1
FLORIDA GULF COAST	42/24	18/26	60-50	+10	18-56/20-49	.321/.408	7-27/3-15	.259/.200	17-23/7-11	.739/.636	36/37	(1)	1

Note: Game totals are displayed in the format TEAM/OPPONENT for each category



2011-12 Miami Men's Basketball
Miami Team High/Low Analysis (as of Nov 23, 2011)
All games

Miami - TEAM GAME HIGHS

POINTS	75		UNF (11-19-11)
	72		RUTGERS (11-15-11)
	69		TENNESSEE TECH (11-11-11)
	60		FLORIDA GULF COAST (11-22-11)
FIELD GOALS MADE	25		RUTGERS (11-15-11)
	24		UNF (11-19-11)
FIELD GOAL ATTEMPTS	56		FLORIDA GULF COAST (11-22-11)
	54		UNF (11-19-11)
	54		TENNESSEE TECH (11-11-11)
FIELD GOAL PERCENTAGE	.490	(25-51)	RUTGERS (11-15-11)
	.444	(24-54)	UNF (11-19-11)
3 PT FIELD GOALS MADE	10		RUTGERS (11-15-11)
	7		FLORIDA GULF COAST (11-22-11)
	7		UNF (11-19-11)
	7		TENNESSEE TECH (11-11-11)
3 PT FG ATTEMPTS	27		FLORIDA GULF COAST (11-22-11)
	23		RUTGERS (11-15-11)
3 PT FG PERCENTAGE	.435	(10-23)	RUTGERS (11-15-11)
	.389	(7-18)	UNF (11-19-11)
FREE THROWS MADE	20		UNF (11-19-11)
	20		TENNESSEE TECH (11-11-11)
FREE THROW ATTEMPTS	26		UNF (11-19-11)
	25		TENNESSEE TECH (11-11-11)
FREE THROW PERCENTAGE	.800	(20-25)	TENNESSEE TECH (11-11-11)
	.769	(20-26)	UNF (11-19-11)
REBOUNDS	42		TENNESSEE TECH (11-11-11)
	36		FLORIDA GULF COAST (11-22-11)
ASSISTS	13		UNF (11-19-11)
	13		RUTGERS (11-15-11)
STEALS	7		FLORIDA GULF COAST (11-22-11)
	7		RUTGERS (11-15-11)
	7		TENNESSEE TECH (11-11-11)
BLOCKED SHOTS	8		UNF (11-19-11)
	7		RUTGERS (11-15-11)
TURNOVERS	14		TENNESSEE TECH (11-11-11)
	10		RUTGERS (11-15-11)
FOULS	18		TENNESSEE TECH (11-11-11)
	15		UNF (11-19-11)



2011-12 Miami Men's Basketball
Miami High/Low Analysis (as of Nov 23, 2011)
All games

Opponent - GAME HIGHS

POINTS	62		UNF (11-19-11)
	58		TENNESSEE TECH (11-11-11)
	57		RUTGERS (11-15-11)
	50		FLORIDA GULF COAST (11-22-11)
FIELD GOALS MADE	24		RUTGERS (11-15-11)
	23		UNF (11-19-11)
FIELD GOAL ATTEMPTS	65		RUTGERS (11-15-11)
	57		UNF (11-19-11)
FIELD GOAL PERCENTAGE	.408	(20-49)	FLORIDA GULF COAST (11-22-11)
	.404	(19-47)	TENNESSEE TECH (11-11-11)
3 PT FIELD GOALS MADE	9		RUTGERS (11-15-11)
	8		UNF (11-19-11)
	8		TENNESSEE TECH (11-11-11)
3 PT FG ATTEMPTS	23		RUTGERS (11-15-11)
	21		UNF (11-19-11)
3 PT FG PERCENTAGE	.471	(8-17)	TENNESSEE TECH (11-11-11)
	.391	(9-23)	RUTGERS (11-15-11)
FREE THROWS MADE	12		TENNESSEE TECH (11-11-11)
	8		UNF (11-19-11)
FREE THROW ATTEMPTS	19		TENNESSEE TECH (11-11-11)
	14		UNF (11-19-11)
FREE THROW PERCENTAGE	.636	(7-11)	FLORIDA GULF COAST (11-22-11)
	.632	(12-19)	TENNESSEE TECH (11-11-11)
REBOUNDS	39		RUTGERS (11-15-11)
	37		FLORIDA GULF COAST (11-22-11)
	37		UNF (11-19-11)
ASSISTS	14		UNF (11-19-11)
	12		RUTGERS (11-15-11)
STEALS	5		TENNESSEE TECH (11-11-11)
	3		UNF (11-19-11)
	3		RUTGERS (11-15-11)
BLOCKED SHOTS	5		FLORIDA GULF COAST (11-22-11)
	5		TENNESSEE TECH (11-11-11)
TURNOVERS	17		FLORIDA GULF COAST (11-22-11)
	15		TENNESSEE TECH (11-11-11)
FOULS	22		FLORIDA GULF COAST (11-22-11)
	22		TENNESSEE TECH (11-11-11)



2011-12 Miami Men's Basketball
Miami High/Low Analysis (as of Nov 23, 2011)
All games

Miami - GAME LOWS

POINTS	60		FLORIDA GULF COAST (11-22-11)
	69		TENNESSEE TECH (11-11-11)
	72		RUTGERS (11-15-11)
	75		UNF (11-19-11)
FIELD GOALS MADE	18		FLORIDA GULF COAST (11-22-11)
	21		TENNESSEE TECH (11-11-11)
FIELD GOAL ATTEMPTS	51		RUTGERS (11-15-11)
	54		TENNESSEE TECH (11-11-11)
	54		UNF (11-19-11)
FIELD GOAL PERCENTAGE	.321	(18-56)	FLORIDA GULF COAST (11-22-11)
	.389	(21-54)	TENNESSEE TECH (11-11-11)
3 PT FIELD GOALS MADE	7		TENNESSEE TECH (11-11-11)
	7		UNF (11-19-11)
	7		FLORIDA GULF COAST (11-22-11)
3 PT FG ATTEMPTS	18		UNF (11-19-11)
	22		TENNESSEE TECH (11-11-11)
3 PT FG PERCENTAGE	.259	(7-27)	FLORIDA GULF COAST (11-22-11)
	.318	(7-22)	TENNESSEE TECH (11-11-11)
FREE THROWS MADE	12		RUTGERS (11-15-11)
	17		FLORIDA GULF COAST (11-22-11)
FREE THROW ATTEMPTS	21		RUTGERS (11-15-11)
	23		FLORIDA GULF COAST (11-22-11)
FREE THROW PERCENTAGE	.571	(12-21)	RUTGERS (11-15-11)
	.739	(17-23)	FLORIDA GULF COAST (11-22-11)
REBOUNDS	34		RUTGERS (11-15-11)
	35		UNF (11-19-11)
ASSISTS	10		TENNESSEE TECH (11-11-11)
	12		FLORIDA GULF COAST (11-22-11)
STEALS	5		UNF (11-19-11)
	7		TENNESSEE TECH (11-11-11)
	7		RUTGERS (11-15-11)
	7		FLORIDA GULF COAST (11-22-11)
BLOCKED SHOTS	3		TENNESSEE TECH (11-11-11)
	4		FLORIDA GULF COAST (11-22-11)
TURNOVERS	7		FLORIDA GULF COAST (11-22-11)
	8		UNF (11-19-11)
FOULS	11		RUTGERS (11-15-11)
	12		FLORIDA GULF COAST (11-22-11)



2011-12 Miami Men's Basketball
Miami High/Low Analysis (as of Nov 23, 2011)
All games

Opponent - GAME LOWS

POINTS	50		FLORIDA GULF COAST (11-22-11)
	57		RUTGERS (11-15-11)
	58		TENNESSEE TECH (11-11-11)
	62		UNF (11-19-11)
FIELD GOALS MADE	19		TENNESSEE TECH (11-11-11)
	20		FLORIDA GULF COAST (11-22-11)
FIELD GOAL ATTEMPTS	47		TENNESSEE TECH (11-11-11)
	49		FLORIDA GULF COAST (11-22-11)
FIELD GOAL PERCENTAGE	.369	(24-65)	RUTGERS (11-15-11)
	.404	(23-57)	UNF (11-19-11)
3 PT FIELD GOALS MADE	3		FLORIDA GULF COAST (11-22-11)
	8		TENNESSEE TECH (11-11-11)
	8		UNF (11-19-11)
3 PT FG ATTEMPTS	15		FLORIDA GULF COAST (11-22-11)
	17		TENNESSEE TECH (11-11-11)
3 PT FG PERCENTAGE	.200	(3-15)	FLORIDA GULF COAST (11-22-11)
	.381	(8-21)	UNF (11-19-11)
FREE THROWS MADE	0		RUTGERS (11-15-11)
	7		FLORIDA GULF COAST (11-22-11)
FREE THROW ATTEMPTS	6		RUTGERS (11-15-11)
	11		FLORIDA GULF COAST (11-22-11)
FREE THROW PERCENTAGE	.000	(0-6)	RUTGERS (11-15-11)
	.571	(8-14)	UNF (11-19-11)
REBOUNDS	26		TENNESSEE TECH (11-11-11)
	37		UNF (11-19-11)
	37		FLORIDA GULF COAST (11-22-11)
ASSISTS	7		TENNESSEE TECH (11-11-11)
	7		FLORIDA GULF COAST (11-22-11)
STEALS	1		FLORIDA GULF COAST (11-22-11)
	3		RUTGERS (11-15-11)
	3		UNF (11-19-11)
BLOCKED SHOTS	2		RUTGERS (11-15-11)
	2		UNF (11-19-11)
TURNOVERS	13		UNF (11-19-11)
	14		RUTGERS (11-15-11)
FOULS	17		RUTGERS (11-15-11)
	20		UNF (11-19-11)



2011-12 Miami Men's Basketball
Miami Player High/Low Analysis (as of Nov 23, 2011)
All games

Miami - INDIVIDUAL GAME HIGHS

Points	21		Malcolm Grant vs Florida Gulf Coast (11-22-11)
	19		Malcolm Grant vs Rutgers (11-15-11)
	19		Durand Scott vs Rutgers (11-15-11)
	15		Durand Scott vs Tennessee Tech (11-11-11)
	14		Garrus Adams vs UNF (11-19-11)
	14		Malcolm Grant vs Tennessee Tech (11-11-11)
Field Goals Made	7		Durand Scott vs Rutgers (11-15-11)
	6		Kenny Kadji vs Rutgers (11-15-11)
Field Goal Att.	14		Malcolm Grant vs Florida Gulf Coast (11-22-11)
	14		Malcolm Grant vs Rutgers (11-15-11)
FG Pct (min 5 made)	.625	(5-8)	Erik Swoope vs Tennessee Tech (11-11-11)
	.583	(7-12)	Durand Scott vs Rutgers (11-15-11)
3-Point FG Made	4		Malcolm Grant vs Florida Gulf Coast (11-22-11)
	4		Malcolm Grant vs Rutgers (11-15-11)
3-Point FG Att.	11		Malcolm Grant vs Florida Gulf Coast (11-22-11)
	11		Malcolm Grant vs Rutgers (11-15-11)
3-Pt FG Pct (min 2 made)	.667	(2-3)	Durand Scott vs Rutgers (11-15-11)
	.667	(2-3)	Trey McKinney Jones vs Tennessee Tech (11-11-11)
Free Throws Made	9		Durand Scott vs UNF (11-19-11)
	7		Malcolm Grant vs Florida Gulf Coast (11-22-11)
	7		Durand Scott vs Tennessee Tech (11-11-11)
Free Throw Att.	10		Malcolm Grant vs Florida Gulf Coast (11-22-11)
	10		Durand Scott vs UNF (11-19-11)
FT Pct (min 3 made)	1.000	(4-4)	Garrus Adams vs UNF (11-19-11)
	1.000	(4-4)	Rion Brown vs Tennessee Tech (11-11-11)
	1.000	(3-3)	Shane Larkin vs Florida Gulf Coast (11-22-11)
Rebounds	10		Kenny Kadji vs UNF (11-19-11)
	8		Erik Swoope vs Rutgers (11-15-11)
	8		Garrus Adams vs Tennessee Tech (11-11-11)
Assists	5		Durand Scott vs Florida Gulf Coast (11-22-11)
	5		Durand Scott vs Tennessee Tech (11-11-11)
Steals	3		Kenny Kadji vs Rutgers (11-15-11)
	3		Erik Swoope vs Rutgers (11-15-11)
	3		Erik Swoope vs Tennessee Tech (11-11-11)
Blocked Shots	4		Raphael Akpejori vs UNF (11-19-11)
	2		Kenny Kadji vs Florida Gulf Coast (11-22-11)
	2		Erik Swoope vs UNF (11-19-11)
	2		Erik Swoope vs Rutgers (11-15-11)
	2		Durand Scott vs Rutgers (11-15-11)
	2		Kenny Kadji vs Rutgers (11-15-11)
	2		Raphael Akpejori vs Tennessee Tech (11-11-11)
Turnovers	5		Malcolm Grant vs Tennessee Tech (11-11-11)
	3		Kenny Kadji vs UNF (11-19-11)
	3		Garrus Adams vs Rutgers (11-15-11)
	3		Shane Larkin vs Rutgers (11-15-11)
Fouls	5		Garrus Adams vs Tennessee Tech (11-11-11)
	4		Erik Swoope vs Florida Gulf Coast (11-22-11)
	4		Durand Scott vs UNF (11-19-11)
	4		Erik Swoope vs UNF (11-19-11)



2011-12 Miami Men's Basketball
Miami Opponent High/Low Analysis (as of Nov 23, 2011)
All games

OPPONENT INDIVIDUAL GAME HIGHS

Points	19		BROWN, Sherwood vs Florida Gulf Coast (11-22-11)
	19		SWANSEY, Zac vs Tennessee Tech (11-11-11)
	16		WALLACE, Travis vs UNF (11-19-11)
	13		DIAZ, Andy vs UNF (11-19-11)
	13		MURPHY, Kevin vs Tennessee Tech (11-11-11)
Field Goals Made	8		BROWN, Sherwood vs Florida Gulf Coast (11-22-11)
	7		WALLACE, Travis vs UNF (11-19-11)
	7		SWANSEY, Zac vs Tennessee Tech (11-11-11)
Field Goal Att.	15		MURPHY, Kevin vs Tennessee Tech (11-11-11)
	14		WALLACE, Travis vs UNF (11-19-11)
	14		CARTER, Eli vs Rutgers (11-15-11)
FG Pct (min 5 made)	.667	(8-12)	BROWN, Sherwood vs Florida Gulf Coast (11-22-11)
	.636	(7-11)	SWANSEY, Zac vs Tennessee Tech (11-11-11)
3-Point FG Made	5		SWANSEY, Zac vs Tennessee Tech (11-11-11)
	4		GRANBERRY, Jerron vs UNF (11-19-11)
3-Point FG Att.	8		SMITH, Parker vs UNF (11-19-11)
	8		SWANSEY, Zac vs Tennessee Tech (11-11-11)
3-Pt FG Pct (min 2 made)	1.000	(3-3)	CARROLL, Austin vs Rutgers (11-15-11)
	.625	(5-8)	SWANSEY, Zac vs Tennessee Tech (11-11-11)
Free Throws Made	4		INAMETI, Bassey vs Tennessee Tech (11-11-11)
	3		DIAZ, Andy vs UNF (11-19-11)
	3		DILLARD, Jud vs Tennessee Tech (11-11-11)
Free Throw Att.	6		INAMETI, Bassey vs Tennessee Tech (11-11-11)
	4		DIAZ, Andy vs UNF (11-19-11)
	4		BIRUTA, Gilvydas vs Rutgers (11-15-11)
	4		DILLARD, Jud vs Tennessee Tech (11-11-11)
	4		MURPHY, Kevin vs Tennessee Tech (11-11-11)
FT Pct (min 3 made)	.750	(3-4)	DIAZ, Andy vs UNF (11-19-11)
	.750	(3-4)	DILLARD, Jud vs Tennessee Tech (11-11-11)
Rebounds	11		BROWN, Sherwood vs Florida Gulf Coast (11-22-11)
	11		BIRUTA, Gilvydas vs Rutgers (11-15-11)
Assists	4		COMER, Brett vs Florida Gulf Coast (11-22-11)
	4		WILLIAMS, Jimmy vs UNF (11-19-11)
Steals	2		WILLIAMS, Jimmy vs UNF (11-19-11)
	2		BAILEY, Zach vs Tennessee Tech (11-11-11)
	2		MCKAY, Javon vs Tennessee Tech (11-11-11)
Blocked Shots	3		INAMETI, Bassey vs Tennessee Tech (11-11-11)
	2		FIELER, Chase vs Florida Gulf Coast (11-22-11)
	2		MCMORROW, Liam vs Tennessee Tech (11-11-11)
Turnovers	5		DIAZ, Andy vs UNF (11-19-11)
	4		THOMPSON, Bernard vs Florida Gulf Coast (11-22-11)
	4		COMER, Brett vs Florida Gulf Coast (11-22-11)
	4		INAMETI, Bassey vs Tennessee Tech (11-11-11)
Fouls	5		BROWN, Sherwood vs Florida Gulf Coast (11-22-11)
	5		WILLIAMS, Jimmy vs UNF (11-19-11)
	5		JEUNE, David vs UNF (11-19-11)
	5		MCMORROW, Liam vs Tennessee Tech (11-11-11)
	5		INAMETI, Bassey vs Tennessee Tech (11-11-11)