



# MIAMI BASKETBALL

## THE BASICS

**Date/Time:** Wednesday, Feb. 6, 2019/7 p.m.  
**Location:** Coral Gables, Fla./Watsco Center (7,972)  
**Television:** ESPN2; **Online:** WatchESPN  
*PxP: Mike Couzens, Color: Jordan Cornette*  
**Radio:** WQAM 560-AM (PxP: Joe Zagacki)  
**National Radio:** Compass Media Networks  
*PxP: Jesse Agler, Color: Kelly Tripucka*  
**Satellite Radio:** Sirius 133, XM 193, XM Internet 955  
**Series vs. Notre Dame:** Tied, 11-11  
**Home:** 5-5 | **Road:** 5-5 | **Neutral:** 1-1

## 2018-19 SCHEDULE/RESULTS

	OPPONENT	TV	TIME/SCORE
<b>OCTOBER</b>			
30	BARRY (EXHIBITION)	ACCNE	W, 91-61
<b>NOVEMBER (5-2)</b>			
9	LEHIGH	ACCNE	W, 83-62
13	STEPHEN F. AUSTIN	ESPNU	W, 96-58
17	BETHUNE-COOKMAN	ACCNE	W, 78-70
22	vs. La Salle <sup>1</sup>	ESPNU	W, 85-49
23	vs. Fresno State <sup>1</sup>	ESPN2	W, 78-76
25	vs. Seton Hall <sup>1</sup>	ESPN2	L, 81-83
28	RUTGERS <sup>2</sup>	ESPNU	L, 54-57
<b>DECEMBER (3-2)</b>			
1	vs. Yale <sup>3</sup>	ESPN3	L, 73-77
4	at Penn	ESPN+	L, 75-89
19	HOUSTON BAPTIST	ACCNE	W, 80-73
22	FLORIDA ATLANTIC	ACCNE	W, 75-55
29	CAMPBELL	RSN	W, 73-62
<b>JANUARY (1-7)</b>			
3	No. 18/19 NC STATE	ESPNU	L, 82-87
6	at Louisville	ESPNU	L, 73-90
9	at No. 13 Florida State	RSN	L, 62-68
12	WAKE FOREST	RSN	W, 76-65
19	No. 13/15 N. CAROLINA	ESPN2	L, 76-85
24	at Syracuse	Raycom	L, 53-73
27	No. RV/23 FLORIDA STATE	ESPNU	L, 66-78
30	No. 12/11 VIRGINIA TECH	ESPN2	L, 70-82
<b>FEBRUARY (0-1)</b>			
2	at No. 3 Virginia	Raycom	L, 46-56
6	NOTRE DAME	ESPN2	7 p.m.
9	at No. 8 North Carolina	Raycom	Noon
13	CLEMSON	ESPN2/U	7 p.m.
17	at Boston College	ESPNU	6 p.m.
23	GEORGIA TECH	RSN	2 p.m.
26	at Wake Forest	RSN	7 p.m.
<b>MARCH</b>			
2	at Duke	CBS	4 p.m.
5	PITTSBURGH	Raycom	8 p.m.
8	at Virginia Tech	ESPN2	7 p.m.
12-16 ACC Tournament <sup>4</sup>			

**BOLD CAPS** denotes home games at Watsco Center, Coral Gables, Fla.

[##] denotes Miami's AP/USA TODAY ranking  
 \* ACC game

<sup>1</sup> Wooden Legacy, Fullerton, Calif.; <sup>2</sup> ACC/Big Ten Challenge

<sup>3</sup> Hoophall Miami Invitational, AmericanAirlines Arena (Miami, Fla.)

<sup>4</sup> Spectrum Center, Charlotte, N.C.

All times Eastern and subject to change

## ATHLETICS COMMUNICATIONS

**Assistant AD for Communications & Content:**

Andy Flederjohann (Men's Basketball Contact)

Email: aflederjohann@miami.edu

Cell Phone: 434-906-0075

Twitter/Instagram/Facebook: @CanesHoops

GAME 22 • FEB. 6, 2019 • 7 P.M. • CORAL GABLES, FLA.



## MIAMI HURRICANES (9-12, 1-8 ACC)

**Head Coach:** Jim Larrañaga (Providence, '71)

**Record at UM:** 170-91 (8th season), **Career Record:** 640-425 (35th season)



## NOTRE DAME FIGHTING IRISH (12-10, 2-7 ACC)

**Head Coach:** Mike Brey (George Washington, '82)

**Record at UND:** 415-212 (19th season), **Career Record:** 514-264 (24th season)

## THINGS TO KNOW

- Miami sophomore Chris Lykes and Notre Dame freshman Prentiss Hubb were high school teammates at Gonzaga HS in Washington, D.C.
- Miami is the only team among basketball's six power conferences with five players averaging at least 10.9 ppg apiece.
- UM has led in the second half in 16 of its 21 games.
- Sam Waardenburg is averaging 10.7 ppg over the last three games – all coming against top-25 teams.
- Chris Lykes is ninth in the ACC in overall scoring (16.7) and seventh in conference play (16.9 ppg).
- Zach Johnson is one of 15 players nationally with 1,500 career points and 350 assists.
- As a team Miami ranks seventh nationally in fewest fouls per game (14.4; ND is No. 1 at 13.5/game).
- Junior Dewan Hernandez announced on Jan. 28 that he is withdrawing from the University of Miami to prepare for the 2019 NBA Draft.

## MIAMI-NOTRE DAME SERIES

Miami is 11-11 all-time against Notre Dame, including a 4-3 mark since the Fighting Irish joined the ACC for the 2013-14 season.

Six of the seven games as ACC rivals have been decided by single digits, including the Canes' 77-74 win last season at Notre Dame (Feb. 19, 2018).

Notre Dame prevailed, 67-62, in its last trip to Coral Gables on Jan. 12, 2017.

Jim Larrañaga is 4-4 against Notre Dame, including 4-3 during his tenure at Miami.

## HS TEAMMATES LYKES, HUBB FACE OFF

Miami sophomore Chris Lykes and Notre Dame freshman Prentiss Hubb reunite Wednesday for the first time since their prep days together at Gonzaga High School in Washington, D.C.

The duo won Washington Catholic Athletic Conference championships in 2015 and 2017.

While they both are natural point guards, Hubb shifted to off guard while Lykes played the point at Gonzaga.

Their team also featured Myles Dread, now a freshman guard at Penn State.

## THE ACC GRIND CONTINUES

To put it mildly, Miami's ACC slate has been tough. Seven of the Canes' first nine league games were against teams that are currently ranked or were ranked at the time – most of any ACC team.

Nine of Miami's 18 conference games pit the Canes against teams currently ranked in the AP Top 25. UM plays a league-high nine games against ACC teams that currently are ranked in the top 25.

The Canes' challenging conference schedule includes 11 games against teams that competed in the 2018 NCAA Tournament, including home-and-homes with Florida State, North Carolina and Virginia Tech, all of which are currently ranked in the top 25.

## THE MAGNIFICENT SEVEN

Miami has primarily played with a rotation of seven players. UM currently has seven scholarship student-athletes available, plus Willie Herenton, a former walk-on who was recently awarded a scholarship for the remainder of the school year.

Chris Lykes (33.4, 10th), Anthony Lawrence (32.1, 15th) and Zach Johnson (31.1, 21st) rank among the ACC's top 25 in minutes played.

The rotation was shortened to seven when Deng Gak went down with a season-ending injury on Dec. 1.

## WAARDENBURG ON UPWARD SWING

Sam Waardenburg has stepped up in the last three games, averaging 10.7 points per game in 30 minutes per contest.

He is third on the team in scoring in that span.

During that three-game stretch, he is shooting 10-20 from the field, 4-7 from 3-point range and 8-10 from the free-throw line.

## BALANCE ON OFFENSE

Five Miami players are averaging at least 10.9 points per game apiece.

The Canes are the lone team among basketball's six power conferences with five players averaging 10.9 or more points per game.

The five: Chris Lykes (16.7), Zach Johnson (13.3), Anthony Lawrence (11.7), Ebuka Izundu (11.0) and DJ Vasiljevic (10.9).

## PROJECTED STARTING LINEUP

Pos. No.	Name	Yr.	Ht.	Wt.	PPG	RPG	APG	Of Note
G 0	Chris Lykes	So.	5-7	157	16.7	2.6	3.4	Averaging team-high 17.6 ppg in home games
G 1	Dejan (DJ) Vasiljevic	Jr.	6-3	184	10.9	4.2	1.3	Third in ACC in 3-pointers per game (2.57/gm)
G 3	Anthony Lawrence II	Sr.	6-7	207	11.7	5.3	2.7	Nearing UM career top 10 in games played, steals
G 5	Zach Johnson	R-Sr.	6-2	192	13.3	3.3	2.2	1 of 15 active players nationally w/1,500 pts/350 ast
C 15	Ebuka Izundu	Sr.	6-10	232	11.0	8.9	1.4*	14 points, 8 rebounds vs. Notre Dame last season
<b>RESERVES</b>								
G 2	Willie Herenton	So	6-1	178	1.0	0.0	0.0	Walk-on who earned scholarship on Jan. 18
G 10	Dominic Proctor	So.	6-6	180	0.0	0.0	0.0	Joined team as walk-on for 2018-19 season
G 13	Anthony Mack	R-Fr.	6-6	214	3.1	1.2	0.9	Hit two 3-pointers and scored six points at Syracuse
F 21	Sam Waardenburg	R-So.	6-10	216	5.7	3.6	1.2	Averaged 10.7 ppg in last three games

\*Blocks per game

## BROADCAST BULLET POINTS




### 0 CHRIS LYKES

So. • 5-7 • 157 • Guard  
Mitchellville, Md. • Gonzaga HS

**2018-19: 16.7 ppg, 2.6 rpg, 3.4 apg, 1.5 spg**

- Ninth in ACC in overall scoring; seventh in ACC play (16.9 ppg)
- Has third-highest scoring increase in ACC this season (+7.1 ppg)
- Second-leading scorer among players under 6-feet tall in basketball's six power conferences
- Named to All-ACC Academic Team last season
- Had offseason surgery on right shoulder



### 1 DJ VASILJEVIC

Jr. • 6-3 • 184 • Guard  
Melbourne, Australia • Australian Institute of Sport

**2018-19: 10.9 ppg, 4.2 rpg**

- Third in ACC in 3FG (2.57/game), seventh in 3FG% (40.0%)
- 172 career 3FG made (10th in UM history)
- Led ACC in 3-point shooting last season (41.1%)
- Named to All-ACC Academic Team last season
- Named top Australian junior in college hoops by FOX Sports Australia
- Lost 20 lbs during offseason; also had offseason foot surgery



### 2 WILLIE HERENTON

So. • 6-1 • 178 • Guard  
Lincolnshire, Ill. • Stevenson HS

**2018-19: 1.0 ppg, 0.0 rpg**

- Walk-on for 2018-19 season but awarded scholarship on Jan. 18
- Finished as one of top scorers in Stevenson HS history despite playing one year as full-time starter
- Home schooled until high school
- Brother Rodney is junior on Stanford basketball team
- Parents, Rodney and Andrea, both attended Harvard



### 3 ANTHONY LAWRENCE II

Sr. • 6-7 • 207 • Guard  
St. Petersburg, Fla. • Lakewood Senior HS

**2018-19: 11.7 ppg, 5.3 rpg, 2.7 apg, 1.3 spg**

- Has played in 119 career games (team-high 62 ACC games)
- Nearing UM career top 10 in games played and steals
- Was point guard in high school
- Father, Anthony Sr., played at UM from 1991-94



### 5 ZACH JOHNSON

R-Sr. • 6-2 • 192 • Guard  
Miami, Fla. • Florida Gulf Coast • Norland HS

**2018-19: 13.3 ppg, 3.3 rpg, 2.2 apg**

- Graduate transfer from Florida Gulf Coast
- 1 of 15 active players nationally w/1,500 pts and 350 assists
- Has scored 1,624 points and played in 124 career games (both team highs); FGCU's fourth all-time leading scorer
- First-Team All-A-Sun pick last season (16.1 ppg, 3.3 rpg, 3.0 apg)
- Earned bachelor's degree in legal studies from FGCU




### 10 DOMINIC PROCTOR

So. • 6-6 • 180 • Guard  
Las Vegas, Nev. • Bishop Gorman HS

**2018-19: 0.0 ppg, 0.0 rpg**

- Walked on for 2018-19 season
- Was 14th-ranked player in Nevada in 2017 per 24/7 Sports
- Father (Michael) played basketball at Cornell



### 13 ANTHONY MACK

R-Fr. • 6-6 • 214 • Guard  
Las Vegas, Nev. • Wyoming • Blair Academy (N.J.)

**2018-19: 3.1 ppg, 1.2 rpg**

- Averaging 19.0 mins and 3.9 ppg in last 12 games (total of five points in 33 minutes in team's first nine games)
- Transfer from University of Wyoming who was granted waiver for immediate eligibility for this season
- High school teammates with Deng Gak at Blair Academy (N.J.)



### 14 RODNEY MILLER JR.

Jr. • 7-0 • 255 • Center  
Laurelton, N.Y. • Oak Hill Academy

**2018-19: has not played**

- Redshirting 2018-19 season
- Lost 25 pounds during the offseason
- Has played in 30 career games




### 15 EBUKA IZUNDU

Sr. • 6-10 • 232 • Center  
Nigeria/Charlotte, N.C. • Victory Christian Center

**2018-19: 11.0 ppg, 8.9 rpg, 1.4 bpg**

- Fourth in ACC in rebounds and fifth in double-doubles (6)
- UVA game marked his 100th career game
- Last season: 5.0 ppg and 3.8 rpg per game; shot 69.2%
- Named to ACC Academic Honor Roll for first time last year
- Moved to U.S in 2013 at age 17; grew up playing soccer, then started playing basketball in 2011



### 21 SAM WAARDENBURG

R-So. • 6-10 • 216 • Forward  
Auckland, New Zealand • Rangitoto College

**2018-19: 5.7 ppg, 3.6 rpg**

- Started 11 games; averaging 24.9 minutes per game
- Averaging 10.7 ppg in last three games
- Played in 21 games off bench, including each of last 15 contests, last season (averaged 3.3 ppg and 2.8 rpg)
- Shot 43.8 percent (14-32) from 3-point range last year



### 22 DENG GAK

R-Fr. • 6-10 • 211 • Forward  
Sydney, Australia • Blair Academy (N.J.)

**2018-19: 2.5 ppg, 4.1 rpg, 1.1 bpg (8 games)**

- Out for season (left knee injury suffered Dec. 1 vs. Yale)
- Redshirted 2017-18 season and has put on about 20 pounds since he arrived at UM
- Brother, Gorjok, is junior center at Florida



### 23 KAMERON MCGUSTY

Jr. • 6-5 • 192 • Guard  
Katy, Texas • Oklahoma • Sunrise Christian Academy (Kansas)

**2018-19: Redshirt Season**

- Sitting out 2018-19 season per NCAA transfer regulations
- 9.4 ppg, 2.0 rpg in 63 career games (25 starts) at Oklahoma
- Was Big 12 All-Freshman Team selection in 2017
- Father, Kerol, played college basketball at Stephen F. Austin

## MEDIA INFORMATION

### COVERING THE CANES

All interview requests for student-athletes, coaches or staff must be approved by Andy Fledderjohann in the UM Communications office. Please provide at least one day to coordinate interviews.

Any misuse of credentials will result in removal from the Watsco Center and the permanent voiding of the credential.

The Miami locker room is closed at all times. For home games, head coach Jim Larrañaga and at least one UM player will report to the media room for interviews following the opposing team's press conference. For road games, Larrañaga will be available in the media room and players are available by request outside the locker room.

### PRESS CREDENTIALS

Media members interested in obtaining season or game credentials should apply online at [www.sportssystem.com/miami/basketball](http://www.sportssystem.com/miami/basketball).

Credential requests should be submitted no later than seven days prior to the game. Credentials that cannot be mailed will be held for pickup at the will call table at the Watsco Center. You must have a press pass to be admitted to the media area and the press room.

### PHOTO CREDENTIALS

All photographers and camera operators must wear a visible credential issued by the Miami Athletics Communications Department. Photographers work from the baselines at both ends of the court at Watsco Center. Live television is given top priority for courtside space.

### ACC TELECONFERENCE SCHEDULE

The ACC Men's Basketball Weekly Teleconference continues each Monday through March 4, beginning at 10:30 a.m. Each coach will have 10 minutes to make an opening statement and answer questions.

Please contact Andy Fledderjohann for the call-in information.

There will be an replay of each teleconference at [www.theacc.com/podcasts.aspx](http://www.theacc.com/podcasts.aspx) each Monday afternoon. Coaches whose teams play on Monday evening will not participate in that day's teleconference.

Jim Larrañaga's schedule for the remaining teleconferences, as well as the opposing coaches for the Miami games that week:

Date	Larrañaga Time	Opposing Coach
2/11	11 a.m.	Brownell 10:40 a.m. Christian 10:30 a.m.
2/18	11 a.m.	Pastner 10:50 a.m.
2/25	11 a.m.	Manning 11:20 a.m. Krzyzewski 12:10 p.m.
3/4	11 a.m.	Capel 11:30 a.m. B. Williams 12:30 p.m.

### CLOSE, BUT NOT QUITE

Despite its 12 losses, Miami has been in nearly every game this season.

UM has held a lead in the second half in 16 of 21 games this season. The Canes did not hold a second-half lead against Penn, Syracuse, FSU (Jan. 27), Virginia Tech and Virginia.

The Canes trailed by one in the second half at three different points at Syracuse.

### LAST TIME OUT: VIRGINIA 56, MIAMI 46

Miami fell at No. 3 Virginia, 56-46, Saturday at John Paul Jones Arena.

The Hurricanes were led offensively by Chris Lykes (16 points), who was joined in double figures by Sam Waardenburg (10) and Zach Johnson (10).

In a defensive clash, the Canes limited the Cavaliers to 42.3 percent (22-of-52) shooting from the field and 35.3 percent (6-of-17) from beyond the arc.

Miami shot 17-of-50 (34 percent) overall and just 4-of-21 (19.0 percent) from 3-point territory. The Cavaliers took advantage on the glass, out-rebounding Miami, 42-24.

Virginia was led by a trio in double figures, including De'Andre Hunter (14 points), Mamadi Diakite (11 points) and Kyle Guy (10 points).

UM matched a season low with seven turnovers, while forcing UVA to cough the ball up 14 times.

### HERNANDEZ TURNS PRO

Junior forward Dewan Hernandez announced Jan. 28 that he was withdrawing from the University to start preparing for the 2019 NBA Draft.

Earlier Monday, the NCAA announced Hernandez must sit the remainder of the 2018-19 season and 40 percent of the 2019-20 season "for entering into an agreement with and accepting benefits from an agent."

A 6-11 junior forward, Hernandez averaged 11.4 ppg and 6.7 rpg last season and started all 32 games.

### LYKES PACES OFFENSE

Chris Lykes is averaging 16.7 ppg and ranks ninth in the ACC in scoring. He is averaging 16.9 ppg in conference games, which is seventh among all ACC players.

He owns seven 20-point games this season, which is seventh most among ACC players and has upped his scoring average by 7.1 ppg from his freshman season, marking the third-largest increase among ACC players.

Lykes has scored in double figures in 18 of 21 outings, including 15 games of 16 or more points. He scored a career-high 28 points in the ACC opener against NC State and has averaged 17.6 ppg in UM's home games this season.

### CHRIS LYKES: HEART OVER HEIGHT

At 5-foot-7, Chris Lykes is the shortest player on any team in basketball's six power conferences (ACC, Big East, Big Ten, Big 12, Pac-12, SEC).

Within these conferences, he is the second-leading scorer among players under 6-feet tall at 16.7 ppg (Markus Howard, 5-11, Marquette, 25.0 ppg).

He is one of six players under 6-feet tall to regularly be a starter this year, joining Howard, Aaron Calixte (Oklahoma), Justin Coleman (Arizona), Jared Harper (Auburn) and Tremont Waters (LSU).

The other five players in this group all are at least 5-10.

### CAREER STATISTICS VS. NOTRE DAME

	GP-S	PPG	RPG	APG	BPG	SPG
Izundu	2-1	8.0	6.0	0.0	2.5	1.5
Lawrence	4-1	7.8	4.5	2.3	0.8	1.2
Lykes	1-0	9.0	1.0	1.0	0.0	1.0
Vasiljevic	2-0	3.0	0.0	0.5	0.0	0.5
Waardenburg	1-0	6.0	2.0	0.0	0.0	0.0

### 2018: CANES SLIP PAST IRISH, 77-74

Lonnie Walker IV scored 19 points while Ebuka Izundu recorded 14 points, grabbed eight rebounds and had a huge putback in the waning seconds, as Miami knocked off Notre Dame, 77-74, on Feb. 19, 2018, in the teams' last meeting at Purcell Pavilion at the Joyce Center.

Ja'Quan Newton added 12 points for the Canes, while Anthony Lawrence II scored seven points, grabbed six rebounds and dished out six assists.

Martinas Geben led Notre Dame with 19 points, while Matt Farrell added 16.

Both teams shot well – Miami hit 31-of-58 (53.4 percent) from the field, while Notre Dame canned 28 of its 53 attempts (52.8), including 60.7 percent in the second half. The Hurricanes were 9-of-19 from 3-point range, while Notre Dame was 7-of-20.

Izundu played a season-high 26 minutes and was huge in the second half, scoring 12 of his points, including a putback with 11 seconds left to give the Canes a 77-72 lead after the Fighting Irish had pulled back within three.

### IZUNDU CONTINUES BREAKOUT YEAR

Ebuka Izundu has stepped into a starting role this season and averaged 11.0 ppg and a team-high 8.9 rebounds per game (5.0 ppg, 3.8 rpg last season).

Izundu has produced six double-doubles.

He ranks second in the ACC in offensive rebounds (3.4/game), ranks fourth overall in rebounds (8.8), fourth in double-doubles and ninth in blocks (1.5/game).

### Ebuka Izundu: Year-by-Year Progression

Year	G-GS	PPG	RPG	MPG
2015-16	15-0	2.1	1.3	5.3
2016-17	32-7	4.2	3.0	13.0
2017-18	32-2	5.0	3.8	14.6
2018-19	21-21	11.0	8.9	28.5

### JOHNSON IN ELITE 1,500/350 CLUB

Zach Johnson is one of 15 active players nationally to score 1,500 career points and rack up 350 career assists.

Johnson has scored 1,624 career points (1,344 at Florida Gulf Coast, 280 at UM) and owns 368 career assists (321 at FGCU, 47 at UM).

Johnson ranks 39th nationally in career scoring and 51st in assists among active Division I players.

He is averaging 13.3 ppg this season.

### VASILJEVIC AMONG ACC 3-PT LEADERS

DJ Vasiljevic is 54-for-135 (40.0%) from 3-point range and averaging 10.9 ppg.

He is third in the ACC in 3-pointers made and 3-pointers per game (2.57) and seventh in 3-point field goal percentage.

Vasiljevic led the ACC in 3-point field goal percentage last season (41.1%), becoming the fifth Hurricane to top the conference in 3-point shooting (first since Malcolm Grant in 2011).

**QUICK FACTS**

Location ..... Coral Gables, Fla.  
 Enrollment ..... 17,348  
 Founded ..... 1925  
 Nickname ..... Hurricanes  
 Colors ..... Orange (PMS 1665), Green (3435) and White  
 President ..... Dr. Julio Frenk  
 Director of Athletics ..... Blake James  
 Conference ..... Atlantic Coast (joined 2004)  
 Arena/Capacity ..... Watsco Center/7,972  
 Press Row ..... 305-284-2111

**COACHING STAFF**

Head Coach ..... Jim Larrañaga (Providence, '71)  
 Record at Miami ..... 170-91 (8th season)  
 Career Record ..... 640-425 (35th season)  
 Assoc. Head Coach.. Chris Caputo (Westfield [Mass.] St, '02)  
 Assistant Coach ..... Alvin "Poo" Williamson (Tulsa, '95)  
 Assistant Coach ..... Adam Fisher (Penn State, '06, '09)  
 Dir of BB Ops ..... Lamont Franklin (UNC Wilmington, '97)  
 Associate Director of Ops ..... Jeff Dyer (Delaware, '14)  
 Strength & Conditioning Coach . Casey Cathrall (Ithaca, '12)  
 Assistant Athletic Trainer ..... Javier Jimenez (Temple, '06)

**PROGRAM HISTORY**

First Year of Basketball ..... 1926  
 All-Time Record ..... 1,041-761 (.579)  
 Under Jim Larrañaga ..... 170-91 (.651; 8 years)  
 All-Time ACC Record ..... 119-126 (.486)  
 Under Jim Larrañaga ..... 76-57 (.571)  
 ACC Regular-Season Championships ..... 1 (2013)  
 ACC Tournament Championships ..... 1 (2013)  
 NCAA Tournament Appearances ..... 10  
 1960, '98, '99, 2000, '02, '08, '13, '16, '17, '18  
 All-Time Record in NCAA Tournament ..... 8-10  
 Last NCAA Postseason Finish ..... 2018 First Round  
 NIT Appearances ..... 12  
 1961, '63, '64, '95, '97, 2001, '05, '06, '09, '11, '12, '15  
 All-Time Record in NIT ..... 11-12  
 Last NIT Finish ..... 2015 Runner-Up

**CANES IN PRO BASKETBALL/FOOTBALL**

*Years at Miami in parentheses*

**NBA**  
 Bruce Brown Jr. (2016-18) ..... Detroit Pistons  
 Lonnie Walker IV (2017-18) ..... San Antonio Spurs  
**NFL**  
 Jimmy Graham (2005-09) ..... Green Bay Packers  
 Erik Swoope (2010-14) ..... New Orleans Saints  
**G-League**  
 Kamari Murphy (2015-17) ..... Long Island Nets  
 Davon Reed (2013-17) ..... Fort Wayne Mad Ants  
 Angel Rodriguez (2014-16) ..... Rio Grande Valley Vipers  
 Durand Scott (2009-13) ..... Long Island Nets  
**International**  
 Rion Brown (2010-14) ..... Promitheas (Greece)  
 Ivan Cruz Uceda (2014-16) ..... Bilbao Basket (Spain)  
 Guillermo Diaz (2003-06) ..... San Lorenzo de Almagro  
 ..... (Argentina)  
 Julian Gamble (2008-13) ..... Nanterre 92 (France)  
 Malcolm Grant (2009-12) ..... KK Mornar Bar (Montenegro)  
 Tonye Jekiri (2012-16) ..... Gaziantep Basketbol (Turkey)  
 Reggie Johnson (2009-13) ..... Rain or Shine Elasto Painters  
 ..... (Philippine Basketball League)  
 DeQuan Jones (2008-12) ..... Hapoel Holon  
 ..... (Israeli Premier League)  
 Kenny Kadji (2011-13) ..... Tofaş (Turkey)  
 Shane Larkin (2011-13) ..... Anadolu Efes (Turkey)  
 Trey McKinney Jones (2011-13) ..... Chiba Jets Funabashi  
 ..... (Japanese B.League)  
 JaQuan Newton (2015-18) ..... Miasto Szkła Krosno (Poland)  
 Darius Rice (2000-04)  
 ..... Plaza Fernando Valerio (Dominican Republic)

**VASILJEVIC 3-POINT STREAK ENDS AT 33**

DJ Vasiljevic went 0-for-3 from 3-point range Saturday at Virginia, snapping a streak of 33 straight games with at least one made 3-pointer. It was the longest active streak in the ACC. UVA's Kyle Guy (21) now owns the longest active streak.

It was the third-longest streak in Miami history and tied for the 20th longest in ACC history with Duke's Jon Scheyer (2010) and Trajan Langdon (1998-99) and Wake Forest's Randolph Childress (1994-95).

The program record is 35 straight games, set by Malcolm Grant (2011-12) and McClinton (2008-09). The ACC record is 69 straight, set by Georgia Tech's Dennis Scott during the 1988-90 seasons.

**MACK PROVIDING VALUABLE MINUTES**

Anthony Mack has given Miami valuable minutes off the bench in the last 12 games, averaging 19.0 minutes and 3.9 points per game in that span.

In nine ACC contests, he has averaged 19.6 minutes per game and made five starts.

He scored a career-high nine points against Wake Forest, including a pair of 3-pointers.

He scored five total points in 33 minutes while playing in five of UM's first nine games.

**HERENTON EARNS SCHOLARSHIP**

Sophomore guard Willie Herenton was awarded an athletic scholarship for the spring semester on Jan. 18 by Miami head coach Jim Larrañaga.

Herenton served as a team manager last season before joining the team as a student-athlete last summer.

**GAK OUT FOR SEASON**

Redshirt freshman forward Deng Gak will miss the remainder of the season after suffering a left-knee injury on Dec. 1 against Yale.

He had surgery Dec. 18 to repair the injured knee. He averaged 2.5 ppg and 4.1 rpg in eight games.

He made his first career start against Yale and played a season-high 19 minutes in that contest.

**MILLER JR. TO REDSHIRT**

Junior center Rodney Miller Jr. will redshirt the 2018-19 season.

Miller lost 25 pounds during the offseason.

He averaged 1.1 points in 3.6 minutes per game in 30 games during his first two seasons.

**THE WATSCO ADVANTAGE**

Miami is 95-30 (.760) at home under Jim Larrañaga. The Canes have won 45 of their last 56 games at the Watsco Center.

In its 17th year at the Watsco Center (formerly BankUnited Center), Miami is 188-75 (.715) on its home court.

In eight years under Larrañaga, Miami is 45-22 in ACC action at home and 50-8 in non-conference play.

**Miami at Watsco Center Under Jim Larrañaga**

Year	Overall	N-C	ACC
2011-12	14-4	8-2	6-2
2012-13	14-1	6-0	8-1
2013-14	8-8	5-2	3-6
2014-15	12-6	7-2	5-4
2015-16	15-1	6-1	9-0
2016-17	14-2	7-0	7-2
2017-18	11-3	5-0	6-3
2018-19	7-5	6-1	1-4
<b>Totals</b>	<b>95-30</b>	<b>50-8</b>	<b>45-22</b>

**CANES SIGN TWO TO 2019-20 NLI**

Miami announced Nov. 14 the signing of Anthony Walker and Isaiah Wong to National Letters of Intent for the 2019-20 school year.

Walker and Wong are four-star recruits and rated among the top 100 players nationally in the Rivals recruiting rankings. Walker is a 6-foot-9, 210-pound power forward from Nottingham, Md. Wong is a 6-foot-3, 170-pound guard from Trenton, N.J.

**Isaiah Wong (6-3, 170, Guard, Trenton, N.J.)**

- Athletic combo guard is consensus 4-star recruit
- Ranked No. 71 nationally, No. 10 guard by Rivals
- Also ranked No. 78 nationally, No. 16 guard and No. 3 recruit in New Jersey on ESPN100 list
- 22.2 ppg, 6.9 rpg, 3.3 apg last year for Monsignor Bonner/Archbishop Prendergast Catholic HS
- Played for AAU team WE-R1 last year; averaged 19.3 ppg and shot 45 percent from 3-point range
- Picked Miami over Villanova, UConn, Clemson and Pittsburgh

**Anthony Walker (6-9, 210, F, Nottingham, Md.)**

- Rated as 4-star recruit by Rivals; listed No. 76 nationally by Rivals and No. 17 power forward
- Helped Perry Hall (Baltimore, Md.) to back-to-back state championships, including its first-ever state championship in 2016-17
- Averaged 18.0 ppg and 7.0 rpg for Perry Hall
- Transferred to Brewster Academy for senior year
- Plays for Baltimore's Team BBC AAU program
- Picked Miami over Pitt, Illinois and Boston College

**OFFENSE CONTINUES TO HIT 70 POINTS**

Miami has eclipsed the 70-point plateau in 16 of 21 games this season. The Canes are 9-7 when breaking the 70-point mark this year.

The Canes are 114-22 when scoring 70 or more points under Larrañaga and 48-4 when breaking the 80-point barrier.

**CANES LOOK TO BUILD ON ACC SUCCESS**

Miami scored 10 or more league victories in five of Jim Larrañaga's first seven years, including the last four seasons.

The Canes join Virginia, Duke and UNC as the lone teams to win 10 or more ACC games each of the last four years.

Prior to Larrañaga's arrival, Miami never had won 10 ACC games in a season.

Miami finished with 11 ACC wins last season, its third-most conference wins since joining the league in 2004-05.

**CANES TO VISIT ITALY IN AUGUST**

The UM men's basketball team will head abroad next summer as the Canes will take a foreign tour of Italy from August 9-18, 2019.

The 10-day tour will include visits to Rome, Florence and Como. The Canes are scheduled to play four exhibition games, with at least one at each stop on the trip. The opponents are yet to be determined.

Once every four years, college basketball programs are permitted to embark on a foreign tour and given 10 extra summer practices to prepare. Miami's last foreign tour was to Spain in 2014.

## IN THE POLLS (FEB. 4)

### ASSOCIATED PRESS USA TODAY COACHES

Rk	Team	Rk	Team
1	Tennessee (48)	1	Tennessee (32)
2	Duke (12)	2	Duke
3	Virginia (4)	3	Virginia
4	Gonzaga	4	Gonzaga
5	Kentucky	5	Kentucky
6	Nevada	6	Nevada
7	Michigan	7	Michigan
8	North Carolina	8	North Carolina
9	Michigan State	9	Marquette
10	Marquette	10	Virginia Tech
11	Virginia Tech	11	Michigan State
12	Houston	12	Houston
13	Kansas	13	Villanova
14	Villanova	14	Kansas
15	Purdue	15	Purdue
16	Louisville	16	Iowa State
17	Iowa State	17	Louisville
18	Texas Tech	18	Texas Tech
19	Wisconsin	19	Wisconsin
20	Iowa	20	Iowa
21	LSU	21	Mississippi State
22	Florida State	22	Louisiana State
23	Buffalo	23	Cincinnati
24	Maryland	24	Florida State
25	Cincinnati	25	Buffalo

2018-19 Miami opponents listed in *italics*

### MIAMI IN THE POLLS

Date	AP	USA Today	NET	KenPom
Pre	RV (10)	RV (2)	-	21
Nov. 12	RV (16)	n/a	-	20
Nov. 19	RV (18)	RV (22)	-	22
Nov. 26	RV (10)	RV (30)	63	22
Dec. 3	NR	NR	84	35
Dec. 10	NR	NR	107	45
Dec. 17	NR	NR	103	46
Dec. 24	NR	NR	80	48
Dec. 31	NR	NR	92	56
Jan. 7	NR	NR	93	67
Jan. 14	NR	NR	90	68
Jan. 21	NR	NR	96	71
Jan. 28	NR	NR	116	103
Feb. 4	NR	NR	110	93

\*NOTE: Votes in parentheses

## CANES LOOK TO TOP ACC EXPECTATIONS ONCE AGAIN

Miami was picked 10th in the Operation Basketball 2018-19 Preseason Poll, released Oct. 25 following a vote of the league's media.

In each of Jim Larrañaga's first seven seasons, Miami finished the year in a standing that exceeded its preseason ACC ranking.

Miami's preseason ACC rankings, followed by their finishes, under Larrañaga:

2018-19: 10th	2017-18: 4th – t-3rd
2016-17: 9th – t-7th	2015-16: 5th – t-2nd
2014-15: 10th – t-6th	2013-14: 12th – 10th
2012-13: 5th – 1st	2011-12: 5th – t-4th

## WHO'S GONE

Miami lost three players from its 2017-18 squad, each of whom started at least 18 games: Lonnie Walker IV, Bruce Brown Jr. and Ja'Quan Newton.

Walker was an Honorable Mention All-ACC pick and ACC All-Freshman Team honoree last year. He was selected 18th overall in the NBA Draft by the San Antonio Spurs.

Brown started 19 games before missing the remainder of the season with a foot injury. He was picked 42nd overall in the NBA Draft by Detroit.

Newton played in 127 career games (seventh in program history) and finished with 1,134 career points.

## PROGRAM EARNS PERFECT GSR

The Miami men's basketball program earned its first perfect GSR rating, coming in 19 percent above the NCAA average of 81 percent.

The GSR measures graduation rates at Division I institutions and includes students transferring into the institutions. The most recent Division I Graduation Success Rates are based on the four entering classes from 2008-09 to 2011-12

## TEAM CAPTAINS

Miami has five team co-captains this season: Ebuka Izundu, Zach Johnson, Anthony Lawrence II, Chris Lykes and DJ Vasiljevic.

Lawrence and Vasiljevic are team captains for the second straight season. Dewan Hernandez also was a team captain before leaving the program on Jan. 28.

## SELLING OUT THE WATSCO CENTER

Miami sold out its season ticket allotment for all home games at the Watsco Center for each of the last three seasons.

Fans bought over 5,500 season tickets for each of the last three years, more than doubling the total number of season tickets sold in Jim Larrañaga's first season in Coral Gables.

## Season Tickets Per Year (Under Larrañaga)

2017-18: 5,986 2016-17: 5,965 2015-16: 5,500  
2014-15: 3,427 2013-14: 3,674 2012-13: 2,372  
2011-12: 2,251

## COACHING COORDINATORS

Miami's assistant coaching staff is set up in a coordinator system. Adam Fisher serves as the team's offensive coordinator, while Chris Caputo handles the defense. Pooh Williamson manages the scout for every opponent.

## PROCTOR JOINS ROSTER AS WALK-ON

Dominic Proctor joined the roster as a walk-on just prior to the start of the regular season.

A 6-foot-6 guard, Proctor played at Bishop Gorman High School in Las Vegas, where he won a pair of state championships.

He was the 14th-ranked player in Nevada in 2017 according to 24/7 Sports and the 103rd-ranked shooting guard in the nation per 24/7.

## ANOTHER 20-WIN CAMPAIGN UNDER LARRAÑAGA

Miami recorded 22 wins last season, its sixth 20-win campaign in seven years under Jim Larrañaga, and tied for the 10th most wins in a season in school history.

He is the first coach in program history to post six 20-win seasons. Bruce Hale (1954-67) recorded five 20-win campaigns from 1954-67.

## MIAMI'S RECORD WHEN ...

Record	2018-19		Larrañaga	
	All	ACC	At UM	ACC
All games	9-12	1-8	170-91	76-57
Home	7-5	1-4	95-30	45-22
Away	0-5	0-4	48-41	31-35
Neutral	2-2	-	28-20	-
November	5-2	-	40-11	-
December	3-2	-	36-12	2-1
January	1-7	1-7	31-29	29-29
February	0-1	0-1	38-22	38-22
March	0-0	0-0	25-16	8-5
April	0-0	-	0-1	0-0
vs. Top-10 opponents	0-1	0-1	8-16	7-13
vs. Top-25 (includes Top-10)	0-6	0-6	19-41	13-31
vs. RV opponents (either poll)	0-2	0-2	14-8	7-4
vs. Teams over .500 on game day	4-11	0-8	107-82	56-51
vs. Teams under .500 on game day	2-0	0-0	38-7	15-6
vs. Teams at .500 on game day	3-1	1-0	21-2	5-0
While UM in Top 25	0-0	0-0	58-25	29-17
While UM is RV (only)	5-3	0-0	50-18	20-9
Leading at halftime	6-3	0-2	127-20	53-16
Trailing at halftime	3-7	1-5	34-63	19-36
Tied at halftime	0-2	0-1	9-8	3-5
In overtime games	0-0	0-0	8-8	5-4
Single overtime	0-0	0-0	5-6	3-2
Double overtime	0-0	0-0	3-1	2-1
Leading w/2:00 left in regulation	9-0	1-0	156-10	68-5
Trailing w/2:00 left in regulation	0-11	0-8	11-77	6-61
Tied w/2:00 left in regulation	0-1	0-0	3-2	1-1
UM shoots 50% or better from field	5-1	0-0	71-8	24-3
UM shoots 40-49% from field	3-7	1-5	80-32	43-26
UM shoots under 40% from field	1-4	0-3	20-51	9-28
Opp. shoots 50% or better from field	0-5	0-2	14-32	9-19
Opp. shoots 40-49% from field	3-6	0-5	72-40	37-25
Opp. shoots under 40% from field	6-0	1-0	86-17	31-11
UM shoots 70% or better from line	6-8	1-6	104-47	47-30
UM shoots less than 70% from line	3-4	0-2	66-43	38-25
UM makes more 3-point FGs	6-4	1-1	93-36	42-27
UM makes fewer 3-point FGs	1-7	0-6	48-40	24-25
3-point FGs are even	2-1	0-1	20-8	10-5
4+ Canes in double figures	7-6	0-3	88-23	35-15
3 Canes in double figures	2-5	1-4	62-33	33-17
2 or fewer Canes in double figures	0-1	0-1	20-35	8-25
Outrebounding opponent	5-2	0-1	110-29	42-19
Opp. outrebounds UM	3-9	1-7	52-60	31-36
Tied in rebounds	1-0	0-0	7-1	3-1
UM records 10 or more steals	2-1	0-1	23-7	7-4
UM records 15 or more assists	4-0	1-0	57-5	25-4
UM commits fewer than 15 turnovers	6-10	0-7	143-72	64-48
UM commits 15 or more turnovers	3-2	1-1	25-12	10-9
UM commits fewer turnovers than opp.	7-6	0-4	95-35	42-21
UM commits more turnovers than opp.	2-5	1-4	57-39	25-26
Tied in turnovers	0-1	0-0	15-16	9-10
UM scores 59 points or fewer	0-3	0-2	13-41	7-26
UM scores 60-69 points	0-2	0-2	42-28	23-14
UM scores 70-79 points	5-5	1-2	67-18	29-14
UM scores 80-89 points	3-2	0-1	34-3	12-2
UM scores 90-99 points	1-0	0-0	13-1	4-1
UM scores 100 or more points	0-0	0-0	1-0	0-0
Playing during morning	2-0	0-0	3-1	-
Playing during afternoon	4-2	1-2	56-31	32-23
Playing in evening (5 p.m. or later)	3-10	0-6	109-58	44-34
Games decided by 3 points or fewer	1-2	0-0	23-17	14-10
Games decided by 4-10 points	2-5	0-4	52-38	28-29
Games decided by 11-19 points	2-4	1-3	55-26	23-12
Games decided by 20+ points	4-1	0-1	40-9	11-5

## DRAFT SUCCESS

For just the third time in program history, Miami had two student-athletes selected in the NBA Draft last season. The others were 1968 and 1970.

Lonnie Walker IV was chosen 18th overall by the San Antonio Spurs.

Bruce Brown Jr. was picked in the second round by Detroit with the 42nd overall pick.

## 10 COMMITMENTS OF MIAMI BASKETBALL

- We will set our defense every time.
- We will pressure the man with the ball.
- We will pack the lane to prevent penetration.
- We will contest all shots, hands high. Without fouling.
- We will block out, rebound and run.
- We will run for layups and open threes.
- We will share the ball.
- We will penetrate the defense.
- We will create good shots both inside and outside.
- We will attack the offensive boards.

## LARRAÑAGA 11TH IN WINS AMONG ACTIVE D-I NCAA COACHES

Entering the season, Jim Larrañaga ranked 11th in career wins among active Division I coaches with 631. Of those 11, four are in the Naismith Memorial Basketball Hall of Fame, including three from the Atlantic Coast Conference.

Now in his 35th season as a head coach, Larrañaga ranks 44th in all-time NCAA victories among Division I head coaches.

In his career, Larrañaga won 27 games at American International, 170 at Bowling Green and 273 at George Mason, and he now has 170 at Miami. He is one of 15 coaches all-time with 100 or more wins at three D-I schools, four of whom are actively coaching.

## WINNINGEST ACTIVE COACHES\*

(minimum five years as Division I head coach)

Rank	Coach	Wins
1.	Mike Krzyzewski, Duke	1,100
2.	Jim Boeheim, Syracuse	926
3.	Bob Huggins, West Virginia	845
4.	Roy Williams, North Carolina	842
5.	Rick Byrd, Belmont	778
6.	Cliff Ellis, Coastal Carolina	749
7.	John Beilein, Michigan	724
8.	John Calipari, Kentucky	678
9.	Rick Barnes, Tennessee	661
10.	Bill Self, Kansas	654
11.	<b>Jim Larrañaga, Miami</b>	<b>631</b>


\*as of start of 2018-19 season

## LARRAÑAGA AND CAPUTO IN 17TH YEAR TOGETHER

Head coach Jim Larrañaga and associate head coach Chris Caputo are in their 17th season together, dating back to their time at George Mason.

Caputo started on Larranaga's staff as the video coordinator for the 2002-03 season, and along the way, the native of Elmhurst, N.Y., was an assistant coach and is now the associate head coach for the Hurricanes. Caputo helped the 2006 GMU team to the NCAA Final Four and has made five total NCAA Tournament appearances with Larrañaga.

Both Caputo and Larrañaga attended Archbishop Molloy (N.Y.) High School and played for legendary head coach Jack Curran.



## VOTE LARRAÑAGA

This NCAA basketball season, @INFINITIUSA is giving \$1M to @CoachesVsCancer. Fans can show their support in the fight against cancer by voting for University of Miami head coach Jim Larrañaga at [InfinitiTimeout.com](http://InfinitiTimeout.com).

Fans also can show support by posting of photo of themselves taking a timeout and include #CoachJimLarranaga on Instagram or Twitter.

The program lasts until March 11.

## RECORDS WATCH

### CAREER 3-POINT FIELD GOALS MADE

1.	Jack McClinton, 2006-09	286
2.	Steven Edwards, 1992-96	265
3.	Darius Rice, 2000-04	260
4.	Robert Hite, 2002-06	228
5.	Malcolm Grant, 2009-12	223
6.	Adrian Thomas, 2005-11	204
7.	Davon Reed, 2013-17	202
8.	Rion Brown, 2010-14	174
	Guillermo Diaz, 2003-06	174
10.	<b>DJ Vasiljevic, 2016-present</b>	<b>172</b>

### 3-POINT FIELD GOALS ATTEMPTED

1.	Steven Edwards, 1992-96	766
2.	Darius Rice, 2000-04	755
3.	Jack McClinton, 2006-09	650
4.	Robert Hite, 2002-05	593
5.	Malcolm Grant, 2009-12	576
6.	Rion Brown, 2010-14	523
7.	Adrian Thomas, 2005-11	521
8.	Davon Reed, 2013-17	512
9.	Johnny Hemsley, 1996-2000	487
10.	Guillermo Diaz, 2003-06	458

-----  
**DJ Vasiljevic, 2016-present**..... **444**

### CAREER 3-POINT FG PERCENTAGE (MIN. 75 ATT.)

1.	Jack McClinton, 2006-09 (286-650)	.440
2.	Manu Lecomte, 2014-15 (79-182)	.434
3.	Thomas Hocker, 1987-90 (53-125)	.424
4.	Trevor Burton, 1989-93 (75-189)	.397
5.	Davon Reed, 2013-17 (202-512)	.395
6.	Adrian Thomas, 2005-11 (204-521)	.392
7.	<b>DJ Vasiljevic, 2016-present (172-444)</b>	<b>.387</b>
	Malcolm Grant, 2009-12 (223-576)	.387
9.	Trey McKinney Jones, 2011-13 (99-257)	.385
10.	Robert Hite, 2002-06 (228-593)	.384

### CAREER STEALS

1.	Kevin Norris, 1994-98	208
2.	Vernon Jennings, 1996-2000	199
3.	John Salmons, 1998-2002	192
4.	Robert Hite, 2002-06	187
5.	Jerome Scott, 1988-92	187
6.	Jake Morton, 1988-93	167
7.	Durand Scott, 2009-13	166
8.	Kevin Presto, 1985-89	154
9.	Mike Simmons, 1998-2003	141
10.	Steven Edwards, 1992-96	138

-----  
**Anthony Lawrence II, 2015-present** ..... **132**

### GAMES PLAYED

1.	Tonye Jekiri, 2012-16	139
2.	Rion Brown, 2010-14	136
3.	Durand Scott, 2009-13	132
4.	Davon Reed, 2013-17	131
5.	Brian Asbury, 2005-09	130
6.	Julian Gamble, 2008-13	129
7.	Anthony King, 2003-08	126
8.	Elton Tyler, 1997-2000, 2001-02	124
	John Salmons, 1998-2002	124
10.	James Jones, 1999-2003	122

-----  
**Anthony Lawrence II, 2015-present** ..... **119**

## TEAM HIGHS/LOWS

### MIAMI - TEAM GAME HIGHS

POINTS	96	STEPHEN F. AUSTIN (11/13/18)
FG MADE	37	STEPHEN F. AUSTIN (11/13/18)
FIELD GOAL ATT.	69	STEPHEN F. AUSTIN (11/13/18)
FIELD GOAL PCT.	.545 (24-44)	CAMPBELL (12/29/18)
	.545 (30-55)	vs Seton Hall (11/25/18)
	.545 (30-55)	vs La Salle (11/22/18)
3 PT FG MADE	14	LEHIGH (11/9/18)
3 PT FG ATT.	32	LEHIGH (11/9/18)
3 PT FG PCT.	.500 (12-24)	STEPHEN F. AUSTIN (11/13/18)
FT MADE	23	LEHIGH (11/9/18)
FT ATT.	32	LEHIGH (11/9/18)
FT PCT.	.833 (15-18)	vs Yale (12/1/18)
REBOUNDS	45	LEHIGH (11/09/18)
ASSISTS	22	STEPHEN F. AUSTIN (11/13/18)
STEALS	11	VIRGINIA TECH (1/30/19)
BLOCKED SHOTS	9	LEHIGH (11/9/18)
TURNOVERS	19	vs La Salle (11/22/18)
FOULS	20	vs Fresno State (11/23/18)

### OPPONENT - GAME HIGHS

POINTS	90	at Louisville (1/6/19)
FG MADE	34	at Penn (12/4/18)
	34	vs Seton Hall (11/25/18)
	34	at Louisville (1/6/19)
FIELD GOAL ATT.	69	at Penn (12/4/18)
FIELD GOAL PCT.	.596 (34-57)	at Penn (12/4/18)
3 PT FG MADE	14	at Syracuse (1/24/19)
3 PT FG ATT.	32	CAMPBELL (12/29/18)
3 PT FG PCT.	.600 (12-20)	FLORIDA STATE (1/27/19)
FT MADE	14	NC STATE (1/3/19)
FT ATT.	21	LEHIGH (11/9/18)
FT PCT.	.889 (8-9)	WAKE FOREST (1/12/19)
REBOUNDS	51	NC STATE (1/3/19)
ASSISTS	26	NORTH CAROLINA (1/19/19)
STEALS	12	CAMPBELL (12/29/18)
BLOCKED SHOTS	11	at Syracuse (1/24/19)
TURNOVERS	20	vs Fresno State (11/23/18)
FOULS	25	vs Fresno State (11/23/18)

### MIAMI - GAME LOWS

POINTS	46	at Virginia (2/2/19)
FG MADE	17	at Virginia (2/2/19)
FIELD GOAL ATT.	44	CAMPBELL (12/29/18)
FIELD GOAL PCT.	.338 (22-65)	RUTGERS (11/28/18)
3 PT FG MADE	4	at Virginia (2/2/19)
	4	at Florida State (1/9/19)
3 PT FG ATT.	18	at Florida State (1/9/19)
3 PT FG PCT.	.190	at Virginia (2/2/19)
FT MADE	3	RUTGERS (11/28/18)
FT ATT.	6	at Syracuse (1/24/19)
FT PCT.	.429 (3-7)	RUTGERS (11/28/18)
REBOUNDS	23	NORTH CAROLINA (1/19/19)
ASSISTS	6	at Virginia (2/2/19)
STEALS	2	at Penn (12/4/18)
BLOCKED SHOTS	0	at Florida State (1/9/19)
	0	at Louisville (1/6/19)
TURNOVERS	7	at Virginia (2/2/19)
	7	at Penn (12/4/18)
FOULS	8	at Syracuse (1/24/19)

### OPPONENT - GAME LOWS

POINTS	49	vs La Salle (11/22/18)
FG MADE	20	FLORIDA ATLANTIC (12/22/18)
FIELD GOAL ATT.	52	at Virginia (2/2/19)
FIELD GOAL PCT.	.333 (20-60)	FLORIDA ATLANTIC (12/22/18)
3 PT FG MADE	2	vs La Salle (11/22/18)
3 PT FG ATT.	13	STEPHEN F. AUSTIN (11/13/18)
3 PT FG PCT.	.080 (2-25)	vs La Salle (11/22/18)
FT MADE	3	RUTGERS (11/28/18)
FT ATT.	6	RUTGERS (11/28/18)
FT PCT.	.500 (3-6)	RUTGERS (11/28/18)
REBOUNDS	28	VIRGINIA TECH (1/30/19)
	28	at Syracuse (1/24/19)
	28	vs La Salle (11/22/18)
ASSISTS	6	LEHIGH (11/9/18)
STEALS	1	at Louisville (1/6/19)
BLOCKED SHOTS	0	WAKE FOREST (1/12/19)
	0	CAMPBELL (12/29/18)
	0	FLORIDA ATLANTIC (12/22/18)
TURNOVERS	6	at Syracuse (1/24/19)
FOULS	8	at Syracuse (1/24/19)

## INDIVIDUAL HIGHS/LOWS

### MIAMI INDIVIDUAL GAME HIGHS

Points	28	Chris Lykes vs NC State (1/3/19)
Field Goals Made	11	Ebuka Izundu vs Stephen F. Austin (11/13/18)
Field Goal Att.	17	Chris Lykes vs Lehigh (11/9/18)
FG Pct (min 5 made)	1.000 (6-6)	Chris Lykes at FSU (1/9/19)
3-Point FG Made	5	DJ Vasiljevic at Louisville (1/6/19)
	5	Zach Johnson vs Campbell (12/29/18)
3-Point FG Att.	10	DJ Vasiljevic vs HBU (12/19/18)
	10	DJ Vasiljevic vs Yale (12/1/18)
Free Throws Made	14	Chris Lykes vs Wake Forest (1/12/19)
Free Throw Att.	14	Chris Lykes vs Wake Forest (1/12/19)
Rebounds	19	Ebuka Izundu vs Stephen F. Austin (11/13/18)
Assists	8	Anthony Lawrence vs. FAU (12/22/18)
Steals	3	11 times
Blocked Shots	4	Ebuka Izundu vs HBU (12/19/18)
	4	Ebuka Izundu vs Stephen F. Austin (11/13/18)
Turnovers	6	Anthony Lawrence vs Wake Forest (1/12/19)
	6	Chris Lykes vs Campbell (12/29/18)
Minutes	39	Zach Johnson at Virginia (2/2/19)
	39	Chris Lykes vs Lehigh (11/9/18)

### OPPONENT INDIVIDUAL GAME HIGHS

Points	29	Miye Oni, Yale (12/1/18)
Field Goals Made	29	Malik Maitland, Bethune-Cookman (11/17/18)
	11	Nickeil Alexander-Walker, Va. Tech (1/30/19)
	11	Malik Maitland, Bethune-Cookman (11/17/18)
Field Goal Att.	21	Chris Clemons, Campbell (12/29/18)
	21	Braxton Huggins, Fresno State (11/23/18)
FG Pct (min 5 made)	1.000 (8-8)	Michael Nzei, Seton Hall (11/25/18)
3-Point FG Made	6	MJ Walker, Florida State (1/27/19)
	6	Elijah Hughes, at Syracuse (1/24/19)
3-Point FG Att.	12	Myles Powell, Seton Hall (11/25/18)
Free Throws Made	8	Miye Oni, Yale (12/1/18)
Free Throw Att.	10	Miye Oni, Yale (12/1/18)
Rebounds	15	Nate Grimes, Fresno State (11/23/18)
Assists	9	Ryan McMahon, at Louisville (1/6/19)
Steals	6	Nickeil Alexander-Walker, Va. Tech (1/30/19)
Blocked Shots	5	Paschal Chukwu, at Syracuse (1/24/19)
Turnovers	8	Lance Tejada, Lehigh (11/9/18)

## MIAMI'S LARGEST IN 2018-19

Lead.....	40 (2H) vs. Stephen F. Austin, 11/13
Deficit.....	23 (2H) at Syracuse, 1/19
Halftime Lead .....	31 vs. La Salle, 11/22
Halftime Deficit .....	17 vs. Florida State, 1/27
Margin of Victory .....	38 vs. Stephen F. Austin, 11/13
Margin of Defeat .....	20 at Syracuse, 1/24
Deficit in Win .....	7 (1H) vs. Bethune-Cookman, 11/17
Halftime Deficit in Win .....	4 vs. Fresno State, 11/23
Lead in Loss .....	15 (1H) at Louisville, 1/6
	15 (2H) vs. Yale, 12/1
Halftime Lead in Loss .....	10 vs. Yale, 12/1
Most Points in First Half.....	53 vs. Stephen F. Austin, 11/13
Fewest Points in First Half.....	21 at Virginia, 2/2
Opponent Most Points in 1st Half .....	50 at Penn, 12/4
Opponent Fewest Points in 1st Half .....	23 vs. FAU, 12/22
Most Points in 2nd Half.....	48 vs. Bethune-Cookman, 11/17
Fewest Points in 2nd Half.....	24 at Syracuse, 1/24
	24 vs. Yale, 12/1
Opponent Most Points in 2nd Half.....	50 at Louisville, 1/6
	50 vs. NC State, 1/3
Opponent Fewest Points in 2nd Half.....	26 vs. SFA, 11/13

## MIAMI'S MOST POINTS FROM

Turnovers.....	30, SFA, 11/13
Paint .....	46, SFA, 11/13
Second Chance .....	19, at Syracuse, 1/24
Fast Break .....	14, NC State, 1/3
Bench .....	26, 3 times, last vs. NC State, 1/3

## OPPONENTS' MOST POINTS FROM

Turnovers.....	22, Virginia Tech, 1/30
Paint .....	56, vs. Seton Hall, 11/25
Second Chance .....	24, Wake Forest, 1/12
Fast Break .....	14, at Penn, 12/4
Bench .....	41, at Florida State, 1/9

## 2018-19 STARTERS BY GAME

Opp.	Guard	Guard	Guard	Forward	Center
Lehigh	Lykes	Vasiljevic	Lawrence	Waardenburg	Izundu
SFA	Lykes	Vasiljevic	Lawrence	Waardenburg	Izundu
BCU	Lykes	Vasiljevic	Lawrence	Waardenburg	Izundu
La Salle	Lykes	Vasiljevic	Lawrence	Waardenburg	Izundu
Fresno	Lykes	Vasiljevic	Lawrence	Waardenburg	Izundu
S. Hall	Lykes	Vasiljevic	Johnson	Lawrence	Izundu
Rutgers	Lykes	Vasiljevic	Johnson	Lawrence	Izundu
Yale	Lykes	Johnson	Lawrence	Gak	Izundu (1; 0-1)
Penn	Lykes	Vasiljevic	Lawrence	Waardenburg	Izundu
HBU	Lykes	Vasiljevic	Lawrence	Waardenburg	Izundu
FAU	Lykes	Vasiljevic	Lawrence	Waardenburg	Izundu
Campbell	Lykes	Vasiljevic	Lawrence	Waardenburg	Izundu
NC State	Lykes	Vasiljevic	Lawrence	Waardenburg	Izundu
at LOU	Lykes	Johnson	Mack	Lawrence	Izundu
at FSU	Lykes	Johnson	Mack	Lawrence	Izundu
Wake	Lykes	Johnson	Mack	Lawrence	Izundu
UNC	Lykes	Johnson	Mack	Lawrence	Izundu
at SYR	Lykes	Vasiljevic	Lawrence	Waardenburg	Izundu (11; 8-3)
FSU	Lykes	Johnson	Mack	Lawrence	Izundu (5; 1-4)
VT	Lykes	Vasiljevic	Johnson	Lawrence	Izundu
UVA	Lykes	Vasiljevic	Johnson	Lawrence	Izundu (4; 0-4)

# THE LAST TIME ...

## Player Scored 30 Points

Miami Bruce Brown (30) vs. North Carolina, 1/28/17  
Opponent Joel Berry (31) at North Carolina, 2/27/18

## Player Scored 35 Points

Miami Jack McClinton (35) vs. North Carolina, 3/15/09  
Opponent Xavier Rathan-Mayes (35) vs. Florida State, 2/25/15

## Player Scored 40 Points

Miami Darius Rice (43) vs. Connecticut, 1/20/03  
Opponent Sean Singletary (41) vs. Virginia, 3/1/08

## Two Players Scored 20 Points

Miami Chris Lykes (28), Zach Johnson (21), vs. NC State, 1/3/19  
Opponent Braxton Huggins (28), Deshon Taylor (25), Fresno State, 11/23/18

## Three Players Scored 20 Points

Miami Dwayne Collins (23), Brian Asbury (21), Jack McClinton (20) vs. Virginia Tech, 1/25/09  
Opponent Travis Mays (40), Alvin Heggs (22), Lance Blanks (21), Texas, 2/22/89

## Five (not 5+) Players Scored in Double Figures

Miami Chris Lykes (18), DJ Vasiljevic (15), Zach Johnson (12), Ebuka Izundu (10), Sam Waardenburg (10) vs. La Salle, 11/22/18  
Opponent Cameron Johnson (22), Kenny Williams (16), Coby White (15), Luke Maye (14), Nassir Little (12) vs. North Carolina, 1/19/19

## Six (not 6+) Players Scored in Double Figures

Miami Chris Lykes (18), Ja'Quan Newton (15), Dewan Huell (14), Lonnie Walker (13), Ebuka Izundu (12), DJ Vasiljevic (10) at North Carolina, 2/27/18  
Opponent Phil Cofer (21), Braian Angola (18), CJ Walker (17), Terance Mann (14), MJ Walker (13), Christ Koumadje (13) at Florida State, 1/27/18

## Seven+ Players Scored in Double Figures

Miami Sheldon McClellan (18), Ja'Quan Newton (15), James Palmer (14), Ebuka Izundu (11) Angel Rodriguez (11), Ivan Cruz Uceda (10), Anthony Lawrence Jr. (10) vs. Mississippi State 11/19/15

## Player Grabbed 15 Rebounds

Miami Ebuka Izundu (19), vs. Stephen F. Austin, 11/13/18  
Opponent Brice Johnson (15) vs. North Carolina, 2/20/16

## Player Grabbed 20 Rebounds

Miami Reggie Johnson (20), vs. Florida Atlantic, 3/16/11  
Opponent Kelly Wise (21), vs. Memphis, 12/21/00

## Two Players Grabbed 10 Rebounds

Miami Dewan Huell (12) and Bruce Brown (11), vs. Louisville, 1/24/18  
Opponent Luke Maye (13) and Theo Pinson (11), vs. North Carolina, 3/9/18

## Three Players Grabbed 10 Rebounds

Miami Mark Richardson (11), Eric Brown (10), Joe Wylie (10) vs. FIU, 3/6/89  
Opponent Matt Harpring (12), Dion Glover (10), Michael Maddox (10), Ga. Tech, 12/27/97

## Player Had 10 Assists

Miami Bruce Brown (10), vs. Gardner-Webb, 11/10/17  
Opponent John Gillon (11), at Syracuse, 1/4/17

## Player Had 10 Blocks

Miami Anthony King (10) vs. Florida Atlantic, 11/29/04  
Opponent Jarvis Varnado (10), Mississippi State, 12/13/07

## Player Had a Double-Double

Miami Ebuka Izundu (11 pts, 11 reb), vs. Wake Forest, 1/12/19  
Opponent Terance Mann (10 pts, 10 reb), vs. Florida State, 1/27/19

## Player Had a Triple-Double

Miami Bruce Brown (10 pts, 11 reb, 11 ast), vs. Gardner-Webb, 11/10/17  
Opponent Brendan Haywood (18 pts, 14 reb, 10 blks), North Carolina, 12/4/00

## Hit Last-Second Shot to Win Game

Miami Ja'Quan Newton, 3-pointer at buzzer at UNC to win, 91-88, 2/27/18  
Opponent Donte Ingram, Loyola Chicago, 3-pointer at buzzer to win, 64-62, in NCAA Tournament, 3/15/18

## Two Players Had Double-Doubles

Miami Kamari Murphy (11 pts, 13 reb) & Davon Reed (10 pts, 12 reb) vs. Buffalo, 3/17/16  
Opponent Theo Pinson (25 pts, 11 ast) & Luke Maye (14 pts, 10 reb), at UNC, 2/27/18

## Team Scored 100 Points

Miami 105 vs. Mississippi State, 11/19/15  
Opponent 103 at Florida State, 1/27/18

## Team Scored 90-99 Points

Miami 96 vs. Stephen F. Austin, 11/13/18  
Opponent 90 at Louisville, 1/6/19

## Team Scored 50 Points in a Half

Miami 53 (1st half) vs. Stephen F. Austin, 11/13/18  
Opponent 50 (2nd half) at Louisville, 1/6/19

## Team Shot 50 Percent in Both Halves

Miami .583 (14-24) / .500 (10-20), vs. Campbell, 12/29/18  
Opponent .500 (13-26) / .680 (17-25), Virginia Tech, 1/30/19

## Team Shot 60 Percent in a Half

Miami .667 (16-24), first half, vs. Seton Hall, 11/25/18  
Opponent .680 (17-25), second half, Virginia Tech, 1/30/19

## Team Shot 70 Percent in a Half

Miami .720 (18-25), second half, vs. Middle Tennessee, 12/25/17

## Team Shot 60 Percent in a Game

Miami .600 (30-50) vs. Middle Tennessee, 12/25/17  
Opponent .600 (33-55) at Florida State, 1/27/18

## Team Shot Less Than 30 Percent in a Game

Miami .293 (12-41) vs. Eastern Kentucky, 12/19/14  
Opponent .290 (18-62) vs. South Carolina State, 12/6/16

## Team Won by 50+ Points

Miami 50 vs. Nova Southeastern (108-58), 11/16/09  
Opponent 53 vs. Notre Dame (126-73), 2/22/86

## Team won by 40-49 Points

Miami 49 vs. Western Carolina (92-43), 11/11/16  
Opponent 41 at North Carolina (105-64), 1/31/07

## Team Won by 30-39 Points

Miami 36 vs. La Salle (85-49), 11/22/18  
Opponent 32 at Charlotte (95-63), 11/28/00

## Overtime

Miami won in overtime 78-75 (OT) vs. Louisville, 1/24/18  
Miami lost in overtime 103-94 (OT) at Florida State, 1/27/18

## Rankings

Miami defeated a ranked opponent 91-88 at No. 9 North Carolina, 2/27/18  
Miami lost to a ranked opponent 56-46 at No. 3 Virginia, 2/2/19  
Miami defeated a top 5 opponent 64-61 vs. No. 3 Virginia, 2/22/16  
Miami lost to a top 5 opponent 56-46 at No. 3 Virginia, 2/2/19

## THE LAST TIME A MIAMI FRESHMAN ...

**Scored 30 Points:** Bruce Brown (30), vs. North Carolina, 1/28/17

**Scored 20+ Points:** Lonnie Walker IV (23), at Florida State, 1/27/18

**Perfect from Field (5+ att):** Reggie Johnson (RS), 8-of-8, vs. Wake Forest, 3/11/10

**Perfect from 3-Pt (3+ att):** Anthony Lawrence, 4-of-4, vs. Notre Dame, 2/3/16

**10+ Rebounds:** Bruce Brown, 12, vs. George Washington, 12/22/16

**10+ Assists:** Bruce Brown, 10, vs. South Carolina State, 12/6/16

**5-9 Assists:** Chris Lykes, 5, vs. Pitt, 1/31/18

**5+ Steals:** Shane Larkin, 6, vs. North Carolina, 1/10/12

**4+ Blocks:** Raphael Akpejiori, 4, McNeese State, 11/24/10

**Double-Double:** Bruce Brown (14 pts, 12 reb), vs. George Washington, 12/22/16

**Triple-Double:** Bruce Brown (11 pts, 11 reb, 10 ast), vs. South Carolina State, 12/6/16





# JIM LARRAÑAGA

**8TH SEASON AT MIAMI (170-91)**  
**35TH SEASON AS HEAD COACH (640-425)**

## PERSONAL

**Hometown** Bronx, N.Y.  
**Born** Oct. 2, 1949  
**Family** Wife: Liz, Sons: Jay and Jon  
Grandchildren: Tia, James, Jon Temple, Henry  
**Education** Providence College, 1971, B.A. Economics  
Archbishop Molloy High School, 1967

## PLAYING CAREER

Geronemo Basketball Club (Belgium), 1976-77  
Providence College, 1967-71  
Archbishop Molloy, 1963-67

## COACHING EXPERIENCE

### Head Coach

2011-present Miami  
1997-2011 George Mason  
1986-97 Bowling Green  
1977-79 American International

### Assistant Coach

1979-86 Virginia  
1971-76 Davidson

### Player/Coach

1977 Geronemo Basketball Club (Belgium)

## IN THE HISTORY BOOKS

- 11th winningest active Division I head coach
- 44th in wins all-time among Division I head coaches
- Owns second-most coaching wins in Miami program history
- 11th in career ACC road game win percentage (.470, 31-35)
- 13th in career ACC home game win percentage (.682, 45-21)
- 16th in career wins in ACC games (85)
- 21st in career wins while in ACC (170)

## COACHING HONORS

AP, Naismith, Iba, Rupp Coach of the Year, 2013  
NABC All-District II, 2013  
USBWA District IV Coach of the Year, 2013, 2016  
Clair Bee National Coach of the Year, 2006  
ACC Coach of the Year, 2013, 2016  
CAA Coach of the Year, 1999, 2011  
MAC Coach of the Year, 1997

## TEAM HONORS

18 Postseason appearances  
Nine NCAA tournament appearances  
1999, 2001, 2006, 2008, 2011, 2013, 2016, 2017, 2018  
Three Sweet 16 appearances ('06, '13, '16), One Final Four ('06)  
Eight postseason NIT appearances  
1990, 1991, 1997, 2002, 2004, 2009, 2012, 2015  
12 20-win seasons

## NOTABLE NBA PLAYERS COACHED

Lance Blanks (UVA) Frank Booker (BGSU) Bruce Brown Jr. (UM)  
Rick Carlisle (UVA) Antonio Daniels (BGSU) Jeff Jones (UVA)  
Andrew Kennedy (UVA) Jeff Lamp (UVA) Shane Larkin (UM)  
Lewis Latimore (UVA) Sheldon Mac (UM) Jason Miskiri (GMU)  
Olden Polynice (UVA) Lee Raker (UVA) Davon Reed (UM)  
Ralph Sampson (UVA) Tom Sheehy (UVA) Clinton Venable (BGSU)  
Lonnie Walker IV (UM) Othell Wilson (UVA)

## STUDENT-ATHLETE HONORS

### At Miami

- One All-American
- One USBWA All-District IV selection
- One Basketball Times All-District
- One ACC Player of the Year
- One ACC Defensive Player of the Year
- One ACC Tournament MVP
- 14 All-ACC postseason selections
- Five ACC-All-Defensive Team selections
- One ACC All-Rookie Team selection
- Four ACC Academic Honor Roll picks
- Seven ACC Players of the Week
- One ACC Rookie of the Week
- Six ACC All-Tournament team selections
- Two NIT All-Tournament Team picks
- Two NABC Honors Court selections

### Prior to Miami

- Two All-Americans
- 28 All-CAA selections
- Nine CAA All-Defensive Team picks
- Eight CAA All-Rookie Team picks
- Three Dean Ehlers Award winners (given to CAA player who best meets criteria of academic achievement, leadership and community service)
- 12 All-MAC selections
- Two MAC Freshman of Year selections
- Four MAC All-Freshman Team picks

## YEAR-BY-YEAR RESULTS

Year	School	Overall		Conference	
		W-L	W-L	Finish	Postseason
1977-78	American Int'l	14-13	-	-	-
1978-79	American Int'l	13-13	-	-	-
<b>AIC Totals</b>		<b>27-26</b>	<b>-</b>		
1986-87	Bowling Green	15-14	10-6	3	-
1987-88	Bowling Green	12-16	7-9	t-5	-
1988-89	Bowling Green	13-15	6-10	t-6	-
1989-90	Bowling Green	18-11	9-7	t-3	NIT First Round (0-1)
1990-91	Bowling Green	17-13	9-7	t-4	NIT First Round (0-1)
1991-92	Bowling Green	14-15	8-8	5	-
1992-93	Bowling Green	11-16	8-10	t-6	-
1993-94	Bowling Green	18-10	12-6	t-2	-
1994-95	Bowling Green	16-11	10-8	t-5	-
1995-96	Bowling Green	14-13	9-9	t-6	-
1996-97	Bowling Green	22-10	13-5	t-1	NIT First Round (0-1)
<b>BGSU Totals</b>		<b>170-144</b>	<b>101-85 (MAC)</b>		
1997-98	George Mason	9-18	6-10	6	-
1998-99	George Mason	19-11	13-3	1	NCAA First Round (0-1)
1999-00	George Mason	19-11	12-4	t-1	-
2000-01	George Mason	18-12	11-5	3	NCAA First Round (0-1)
2001-02	George Mason	19-10	13-5	2	NIT First Round (0-1)
2002-03	George Mason	16-12	11-7	4	-
2003-04	George Mason	23-10	12-6	3	NIT Third Round (2-1)
2004-05	George Mason	16-13	10-8	6	-
2005-06	George Mason	27-8	15-3	t-1	NCAA Final Four (4-1)
2006-07	George Mason	18-15	9-9	5	-
2007-08	George Mason	23-11	12-6	2	NCAA First Round (0-1)
2008-09	George Mason	22-11	13-5	2	NIT First Round (0-1)
2009-10	George Mason	17-15	12-6	4	CIT First Round (0-1)
2010-11	George Mason	27-7	16-2	1	NCAA Second Round (1-1)
<b>GMU Totals</b>		<b>273-164</b>	<b>165-79 (CAA)</b>		
2011-12	Miami	20-13	9-7	t-4	NIT Second Round (1-1)
2012-13	Miami	29-7	15-3	1	NCAA Sweet 16 (2-1)
2013-14	Miami	17-16	7-11	10	-
2014-15	Miami	25-13	10-8	6	NIT Finals (4-1)
2015-16	Miami	27-8	13-5	t-2	NCAA Sweet 16 (2-1)
2016-17	Miami	21-12	10-8	t-7	NCAA First Round (0-1)
2017-18	Miami	22-10	11-7	t-3	NCAA First Round (0-1)
2018-19	Miami	9-12	1-8		
<b>UM Totals</b>		<b>170-91</b>	<b>76-57 (ACC)</b>		
<b>OVERALL</b>		<b>640-425</b>	<b>342-221</b>	<b>9 NCAA, 8 NIT, 1 CIT</b>	
2 years	American Int'l	27-26 (.509)			
11 years	Bowling Green	170-144 (.541)			
14 years	George Mason	273-164 (.625)			
8 years	Miami	170-91 (.651)			
<b>35 years</b>		<b>640-425 (.602)</b>			

**2018-19 Miami Men's Basketball**  
**Miami Combined Team Statistics (as of Feb 02, 2019)**  
**All games**

RECORD:	OVERALL	HOME	AWAY	NEUTRAL
ALL GAMES	9-12	7-5	0-5	2-2
CONFERENCE	1-8	1-4	0-4	0-0
NON-CONFERENCE	8-4	6-1	0-1	2-2

##	Player	gp-gs	min	avg	Total		3-Point		F-Throw		Rebounds				pf	dq	a	to	blk	stl	pts	avg
					fg-fga	fg%	3fg-fga	3fg%	ft-fga	ft%	off	def	tot	avg								
00	Chris Lykes	21-21	702	33.4	116-269	.431	38-117	.325	81-106	.764	8	46	54	2.6	49	0	72	65	1	31	351	16.7
05	Zach Johnson	21-10	654	31.1	95-225	.422	28-84	.333	62-95	.653	7	62	69	3.3	38	0	47	41	9	34	280	13.3
03	Anthony Lawrence	21-21	675	32.1	86-191	.450	34-98	.347	40-55	.727	13	99	112	5.3	40	0	56	54	18	27	246	11.7
15	Ebuka Izundu	21-21	598	28.5	95-148	.642	1-3	.333	39-57	.684	71	115	186	8.9	63	4	24	33	29	16	230	11.0
01	DJ Vasiljevic	21-15	640	30.5	73-176	.415	54-135	.400	29-32	.906	17	71	88	4.2	35	0	28	18	0	10	229	10.9
21	Sam Waardenburg	21-11	522	24.9	40-100	.400	11-37	.297	28-39	.718	23	52	75	3.6	41	0	25	26	4	9	119	5.7
13	Anthony Mack	17-5	277	16.3	19-64	.297	13-45	.289	1-2	.500	3	17	20	1.2	19	0	15	10	1	6	52	3.1
22	Deng Gak	8-1	117	14.6	8-24	.333	0-1	.000	4-10	.400	16	17	33	4.1	15	0	5	3	9	1	20	2.5
02	Willie Herenton	8-0	14	1.8	2-3	.667	2-3	.667	2-2	1.000	0	0	0	0.0	0	0	0	0	0	0	8	1.0
10	Dominic Proctor	1-0	1	1.0	0-0	.000	0-0	.000	0-0	.000	0	0	0	0.0	0	0	0	0	0	0	0	0.0
Team											27	31	58		1		5					
Total.....		21	4200		534-1200	.445	181-523	.346	286-398	.719	185	510	695	33.1	301	4	272	255	71	134	1535	73.1
Opponents.....		21	4197		567-1257	.451	171-498	.343	190-269	.706	218	542	760	36.2	374	10	312	291	68	123	1495	71.2

TEAM STATISTICS	UM	OPP	Date	Opponent	Score	Att.
SCORING	1535	1495	11/09/18	LEHIGH	w 83-62	6799
Points per game	73.1	71.2	11/13/18	STEPHEN F. AUSTIN	w 96-58	6066
Scoring margin	+1.9	-	11/17/18	BETHUNE-COOKMAN	w 78-70	6322
FIELD GOALS-ATT	534-1200	567-1257	1 11/22/18	vs La Salle	w 85-49	866
Field goal pct	.445	.451	1 11/23/18	vs Fresno State	w 78-76	906
3 POINT FG-ATT	181-523	171-498	1 11/25/18	vs Seton Hall	L 81-83	1589
3-point FG pct	.346	.343	2 11/28/18	RUTGERS	L 54-57	6376
3-pt FG made per game	8.6	8.1	3 12/01/18	vs Yale	L 73-77	5749
FREE THROWS-ATT	286-398	190-269	12/04/18	at Penn	L 75-89	3019
Free throw pct	.719	.706	12/19/18	HOUSTON BAPTIST	w 80-73	6553
F-Throws made per game	13.6	9.0	12/22/18	FLA. ATLANTIC	w 75-55	6222
REBOUNDS	695	760	12/29/18	CAMPBELL	w 73-62	6789
Rebounds per game	33.1	36.2	* 01/03/19	NC STATE	L 82-87	6983
Rebounding margin	-3.1	-	* 01/06/19	at Louisville	L 73-90	15050
ASSISTS	272	312	* 01/09/19	at Florida State	L 62-68	10531
Assists per game	13.0	14.9	* 01/12/19	WAKE FOREST	w 76-65	7197
TURNOVERS	255	291	* 01/19/19	NORTH CAROLINA	L 76-85	7131
Turnovers per game	12.1	13.9	* 01/24/19	at Syracuse	L 53-73	21058
Turnover margin	+1.7	-	* 01/27/19	FLORIDA STATE	L 66-78	7122
Assist/turnover ratio	1.1	1.1	* 01/30/19	VIRGINIA TECH	L 70-82	6860
STEALS	134	123	* 02/02/19	at Virginia	L 46-56	13978
Steals per game	6.4	5.9				
BLOCKS	71	68				
Blocks per game	3.4	3.2				
ATTENDANCE	80420	72746				
Home games-Avg/Game	12-6702	5-12727				
Neutral site-Avg/Game	-	4-2278				

\* = Conference game  
1 = Wooden Legacy, Fullerton, Calif.  
2 = ACC/Big Ten Challenge  
3 = Hoophall Miami Invitational, Miami, Fla.

Score by Periods	1st	2nd	Totals
Miami	773	762	1535
Opponents	711	784	1495

**2018-19 Miami Men's Basketball**  
**Miami Combined Team Statistics (as of Feb 02, 2019)**  
**ACC games only**

<b>RECORD:</b>	<b>OVERALL</b>	<b>HOME</b>	<b>AWAY</b>	<b>NEUTRAL</b>
ALL GAMES	1-8	1-4	0-4	0-0
CONFERENCE	1-8	1-4	0-4	0-0
NON-CONFERENCE	0-0	0-0	0-0	0-0

##	Player	gp-gs	min	avg	Total		3-Point		F-Throw		Rebounds				pf	dq	a	to	blk	stl	pts	avg
					fg-fga	fg%	3fg-fga	3fg%	ft-fa	ft%	off	def	tot	avg								
00	Chris Lykes	9-9	306	34.0	49-116	.422	16-53	.302	38-46	.826	6	15	21	2.3	17	0	27	22	1	10	152	16.9
05	Zach Johnson	9-7	300	33.3	42-109	.385	13-41	.317	23-36	.639	2	35	37	4.1	16	0	18	19	3	17	120	13.3
03	Anthony Lawrence	9-9	270	30.0	26-63	.413	13-35	.371	22-32	.688	4	32	36	4.0	17	0	20	24	5	8	87	9.7
15	Ebuka Izundu	9-9	270	30.0	34-60	.567	0-1	.000	16-24	.667	31	44	75	8.3	30	1	9	17	4	5	84	9.3
01	DJ Vasiljevic	9-4	251	27.9	27-68	.397	19-54	.352	6-8	.750	6	27	33	3.7	14	0	5	2	0	5	79	8.8
21	Sam Waardenburg	9-2	218	24.2	15-36	.417	6-14	.429	13-17	.765	13	21	34	3.8	19	0	12	11	1	3	49	5.4
13	Anthony Mack	9-5	176	19.6	11-40	.275	7-27	.259	1-2	.500	1	12	13	1.4	9	0	9	6	1	4	30	3.3
02	Willie Herenton	4-0	9	2.3	1-2	.500	1-2	.500	0-0	.000	0	0	0	0.0	0	0	0	0	0	0	3	0.8
Team											12	10	22		1		3					
Total.....		9	1800		205-494	.415	75-227	.330	119-165	.721	75	196	271	30.1	123	1	100	104	15	52	604	67.1
Opponents.....		9	1800		255-540	.472	87-226	.385	87-116	.750	100	237	337	37.4	147	4	159	108	32	54	684	76.0

**LAST 5 GAMES**

<b>RECORD:</b>	<b>OVERALL</b>	<b>HOME</b>	<b>AWAY</b>	<b>NEUTRAL</b>
ALL GAMES	0-5	0-3	0-2	0-0
CONFERENCE	0-5	0-3	0-2	0-0
NON-CONFERENCE	0-0	0-0	0-0	0-0

##	Player	gp-gs	min	avg	Total		3-Point		F-Throw		Rebounds				pf	dq	a	to	blk	stl	pts	avg
					fg-fga	fg%	3fg-fga	3fg%	ft-fa	ft%	off	def	tot	avg								
05	Zach Johnson	5-4	163	32.6	24-60	.400	8-24	.333	10-14	.714	0	17	17	3.4	10	0	11	10	2	8	66	13.2
00	Chris Lykes	5-5	168	33.6	23-66	.348	9-37	.243	9-15	.600	5	7	12	2.4	9	0	15	14	1	8	64	12.8
03	Anthony Lawrence	5-5	162	32.4	16-38	.421	7-21	.333	15-19	.789	3	20	23	4.6	6	0	12	10	2	4	54	10.8
15	Ebuka Izundu	5-5	153	30.6	18-30	.600	0-0	.000	6-9	.667	11	23	34	6.8	17	1	3	8	3	4	42	8.4
21	Sam Waardenburg	5-1	138	27.6	12-25	.480	5-10	.500	8-11	.727	6	11	17	3.4	13	0	8	8	1	3	37	7.4
01	DJ Vasiljevic	5-3	137	27.4	12-37	.324	7-28	.250	3-3	1.000	4	13	17	3.4	7	0	3	2	0	4	34	6.8
13	Anthony Mack	5-2	75	15.0	4-17	.235	3-11	.273	0-0	.000	1	2	3	0.6	3	0	3	3	0	2	11	2.2
02	Willie Herenton	2-0	4	2.0	1-2	.500	1-2	.500	0-0	.000	0	0	0	0.0	0	0	0	0	0	0	3	1.5
Team											11	5	16		1		2					
Total.....		5	1000		110-275	.400	40-133	.301	51-71	.718	41	98	139	27.8	66	1	55	57	9	33	311	62.2
Opponents.....		5	1000		139-266	.523	50-106	.472	46-61	.754	38	132	170	34.0	68	1	97	64	25	35	374	74.8

**Miami Game-by-Game Highs (as of Feb 02, 2019)**  
**All games**

Opponent	Date	Score	Points	Rebounds	Assists	Steals	Blocked shots
LEHIGH	11/09/18	83-62	22-Chris Lykes	12-Anthony Lawrence	4-Chris Lykes	3-Anthony Lawrence	3-Deng Gak Ebuka Izundu Anthony Lawrence
STEPHEN F. AUSTIN	11/13/18	96-58	22-Ebuka Izundu	19-Ebuka Izundu	6-Chris Lykes	3-Ebuka Izundu Chris Lykes	4-Ebuka Izundu
BETHUNE-COOKMAN vs La Salle	11/17/18 11/22/18	78-70 85-49	21-Chris Lykes 18-Chris Lykes	9-Anthony Lawrence 8-Ebuka Izundu	6-Chris Lykes 5-Zach Johnson	3-DJ Vasiljevic 2-Chris Lykes Anthony Lawrence	3-Ebuka Izundu 2-Anthony Lawrence
vs Fresno State	11/23/18	78-76	24-Zach Johnson	6-Ebuka Izundu	3-Zach Johnson Anthony Lawrence	3-Chris Lykes	1-Ebuka Izundu
vs Seton Hall	11/25/18	81-83	18-Chris Lykes Zach Johnson	5-Ebuka Izundu Sam Waardenburg DJ Vasiljevic	5-DJ Vasiljevic	2-Chris Lykes	2-Ebuka Izundu
RUTGERS	11/28/18	54-57	16-Anthony Lawrence	12-Ebuka Izundu	4-Anthony Lawrence Chris Lykes	3-Zach Johnson	2-Anthony Lawrence Zach Johnson
vs Yale	12/01/18	73-77	19-Ebuka Izundu	9-Ebuka Izundu	5-Zach Johnson	2-Anthony Lawrence	2-Deng Gak Ebuka Izundu
at Penn	12/04/18	75-89	17-Zach Johnson	7-Ebuka Izundu	5-Chris Lykes	2-Ebuka Izundu	1-Zach Johnson Anthony Lawrence
HOUSTON BAPTIST	12/19/18	80-73	17-Anthony Lawrence	11-Ebuka Izundu	4-Chris Lykes DJ Vasiljevic	3-Zach Johnson Anthony Lawrence	4-Ebuka Izundu
FLA. ATLANTIC CAMPBELL	12/22/18 12/29/18	75-55 73-62	19-Ebuka Izundu 22-Zach Johnson	13-Ebuka Izundu 8-Ebuka Izundu Anthony Lawrence	8-Anthony Lawrence 3-Anthony Lawrence	3-Chris Lykes 2-Chris Lykes Zach Johnson Anthony Lawrence	3-Ebuka Izundu 1-Zach Johnson Anthony Lawrence Sam Waardenburg Ebuka Izundu
NC STATE	01/03/19	82-87	28-Chris Lykes	11-Ebuka Izundu	4-Zach Johnson	2-Zach Johnson Anthony Lawrence	1-Anthony Lawrence
at Louisville	01/06/19	73-90	19-Zach Johnson DJ Vasiljevic	10-Ebuka Izundu	4-Chris Lykes	3-Zach Johnson	None
at Florida State	01/09/19	62-68	17-Chris Lykes	9-Ebuka Izundu	4-Anthony Mack	2-Zach Johnson	None
WAKE FOREST	01/12/19	76-65	25-Chris Lykes	11-Ebuka Izundu	4-Chris Lykes	2-Zach Johnson	2-Anthony Lawrence
NORTH CAROLINA	01/19/19	76-85	20-Chris Lykes	8-Ebuka Izundu	6-Chris Lykes	2-Zach Johnson Chris Lykes	1-Anthony Lawrence Ebuka Izundu
at Syracuse	01/24/19	53-73	11-DJ Vasiljevic	10-Ebuka Izundu	3-Anthony Lawrence	2-Chris Lykes Anthony Lawrence	1-Chris Lykes
FLORIDA STATE	01/27/19	66-78	20-Zach Johnson	7-Anthony Lawrence	4-Anthony Lawrence Zach Johnson	2-Zach Johnson DJ Vasiljevic	2-Ebuka Izundu
VIRGINIA TECH at Virginia	01/30/19 02/02/19	70-82 46-56	19-Chris Lykes 16-Chris Lykes	9-Anthony Lawrence 11-Ebuka Izundu	4-Chris Lykes 3-Anthony Lawrence	3-Zach Johnson 1-Ebuka Izundu DJ Vasiljevic Sam Waardenburg Chris Lykes Zach Johnson Anthony Lawrence	1-Zach Johnson 1-Zach Johnson Sam Waardenburg

## Miami Team Game-by-Game Comparison (as of Feb 02, 2019) All games

Opponent	1st	2nd	Score	Mar	Total FG	FG Pct	3-Pointers	3FG Pct	Free Throws	FT Pct	Rebounds	Assist	T/Over	Block	Steal	Fouls
LEHIGH	38/26	45/36	83-62	+21	23-61/21-61	.377/.344	14-32/8-21	.438/.381	23-32/12-21	.719/.571	45/44	15/6	11/18	9/4	8/5	17/24
STEPHEN F. AUSTIN	53/32	43/26	96-58	+38	37-69/24-61	.536/.393	11-23/4-13	.478/.308	11-18/6-7	.611/.857	41/34	22/8	8/18	6/4	10/5	11/15
BETHUNE-COOKMAN	30/31	48/39	78-70	+8	26-65/27-59	.400/.458	8-26/6-18	.308/.333	18-24/10-13	.750/.769	38/40	12/12	11/14	6/5	7/5	15/25
La Salle	49/18	36/31	85-49	+36	30-55/21-60	.545/.350	8-19/2-25	.421/.080	17-21/5-9	.810/.556	39/28	15/9	19/20	4/3	7/6	14/22
Fresno State	37/41	41/35	78-76	+2	25-57/27-58	.439/.466	7-22/9-23	.318/.391	21-28/13-18	.750/.722	29/43	12/16	11/20	1/5	7/4	20/25
Seton Hall	45/45	36/38	81-83	(2)	30-55/34-65	.545/.523	7-20/6-23	.350/.261	14-18/9-14	.778/.643	29/30	11/15	16/13	4/1	4/5	18/21
RUTGERS	24/28	30/29	54-57	(3)	22-65/24-59	.338/.407	7-28/6-24	.250/.250	3-7/3-6	.429/.500	43/40	12/10	13/14	5/8	5/8	12/13
Yale	49/39	24/38	73-77	(4)	26-63/30-58	.413/.517	6-26/4-18	.231/.222	15-18/13-17	.833/.765	33/35	12/15	11/11	4/2	5/7	16/15
Penn	36/50	39/39	75-89	(14)	28-58/34-57	.483/.596	6-20/13-23	.300/.565	13-19/8-12	.684/.667	24/34	10/23	7/9	2/3	2/4	16/18
HOUSTON BAPTIST	40/33	40/40	80-73	+7	29-57/27-55	.509/.491	11-28/11-23	.393/.478	11-17/8-14	.647/.571	35/29	17/15	14/17	7/1	9/5	13/14
FLA. ATLANTIC	46/23	29/32	75-55	+20	29-57/20-60	.509/.333	9-28/9-29	.321/.310	8-10/6-9	.800/.667	35/35	21/11	12/16	4/0	10/3	13/16
CAMPBELL	37/26	36/36	73-62	+11	24-44/23-64	.545/.359	12-24/6-32	.500/.188	13-21/10-13	.619/.769	33/31	13/13	18/13	4/0	8/12	13/19
NC STATE	45/37	37/50	82-87	(5)	28-61/31-68	.459/.456	10-25/11-30	.400/.367	16-29/14-18	.552/.778	29/51	12/17	7/16	1/3	7/4	14/23
Louisville	41/40	32/50	73-90	(17)	24-56/33-69	.429/.478	10-26/13-31	.385/.419	15-20/11-15	.750/.733	35/39	7/19	13/7	0/1	4/1	16/16
Florida State	29/33	33/35	62-68	(6)	20-54/27-64	.370/.422	4-18/6-26	.222/.231	18-22/8-13	.818/.615	31/38	10/15	12/9	0/3	3/7	15/20
WAKE FOREST	32/33	44/32	76-65	+11	23-48/25-73	.479/.342	11-25/7-33	.440/.212	19-23/8-9	.826/.889	37/39	16/11	15/12	5/0	5/7	12/20
NORTH CAROLINA	37/37	39/48	76-85	(9)	27-55/33-60	.491/.550	9-21/9-20	.429/.450	13-18/10-14	.722/.714	23/38	13/26	11/15	2/1	7/7	15/19
Syracuse	29/32	24/41	53-73	(20)	20-59/26-53	.339/.491	8-29/14-30	.276/.467	5-6/7-8	.833/.875	39/28	11/22	13/6	1/11	4/7	8/8
FLORIDA STATE	28/45	38/33	66-78	(12)	23-55/28-50	.418/.560	7-29/12-20	.241/.600	13-18/10-14	.722/.714	26/34	11/20	10/14	3/4	5/5	17/17
VIRGINIA TECH	27/34	43/48	70-82	(12)	23-56/30-51	.411/.588	12-33/9-19	.364/.474	12-14/13-15	.857/.867	27/28	14/13	16/15	1/3	11/11	12/14
Virginia	21/28	25/28	46-56	(10)	17-50/22-52	.340/.423	4-21/6-17	.190/.353	8-15/6-10	.533/.600	24/42	6/16	7/14	2/6	6/5	14/10

Note: Game totals are displayed in the format TEAM/OPPONENT for each category

**Miami Points-Rebounds-Assists (as of Feb 02, 2019)**  
**All games**

Opponent	Date	Score		00	01	02	03	05	10	13
				LYKES,CHRI	VASILJEVIC	HERENTON,W	LAWRENCE,A	JOHNSON,ZA	PROCTOR,DO	MACK,ANTHO
LEHIGH	11/09/18	83-62	w	22-5-4	16-3-2	0-0-0	19-12-2	5-0-3	DNP	0-0-0
STEPHEN F. AUSTIN	11/13/18	96-58	w	20-2-6	17-4-0	0-0-0	18-3-3	15-3-4	DNP	DNP
BETHUNE-COOKMAN	11/17/18	78-70	w	21-2-6	20-5-2	DNP	13-9-2	9-3-0	DNP	DNP
vs La Salle	11/22/18	85-49	w	18-1-0	15-7-3	5-0-0	6-5-3	12-4-5	0-0-0	5-0-0
vs Fresno State	11/23/18	78-76	w	17-5-2	12-5-1	DNP	7-5-3	24-2-3	DNP	0-0-1
vs Seton Hall	11/25/18	81-83	L	18-4-2	8-5-5	DNP	17-2-1	18-3-2	DNP	DNP
RUTGERS	11/28/18	54-57	L	8-2-4	3-3-0	DNP	16-8-4	12-4-2	DNP	DNP
vs Yale	12/01/18	73-77	L	12-0-3	17-6-1	DNP	9-8-3	11-3-5	DNP	0-2-0
at Penn	12/04/18	75-89	L	16-4-5	10-3-0	DNP	9-3-2	17-1-1	DNP	0-1-0
HOUSTON BAPTIST	12/19/18	80-73	w	14-5-4	13-5-4	DNP	17-5-2	9-1-2	DNP	6-4-2
FLA. ATLANTIC	12/22/18	75-55	w	12-1-7	9-5-3	0-0-0	17-8-8	6-3-0	DNP	8-0-2
CAMPBELL	12/29/18	73-62	w	21-2-2	10-4-2	DNP	11-8-3	22-5-2	DNP	3-0-1
NC STATE	01/03/19	82-87	L	28-0-2	6-3-1	DNP	12-6-3	21-5-4	DNP	5-2-0
at Louisville	01/06/19	73-90	L	18-4-4	19-4-0	0-0-0	4-1-1	19-4-0	DNP	3-3-1
at Florida State	01/09/19	62-68	L	17-3-2	6-5-1	0-0-0	14-4-2	6-6-0	DNP	2-2-4
WAKE FOREST	01/12/19	76-65	w	25-2-4	14-4-0	DNP	3-2-2	8-5-3	DNP	9-3-1
NORTH CAROLINA	01/19/19	76-85	L	20-3-6	3-3-0	DNP	18-0-0	17-5-3	DNP	0-1-0
at Syracuse	01/24/19	53-73	L	8-3-2	11-8-1	3-0-0	8-7-3	9-1-1	DNP	6-0-1
FLORIDA STATE	01/27/19	66-78	L	1-2-2	12-3-0	0-0-0	11-7-4	20-4-4	DNP	0-2-0
VIRGINIA TECH	01/30/19	70-82	L	19-0-4	8-1-2	DNP	15-9-2	10-4-1	DNP	5-0-2
at Virginia	02/02/19	46-56	L	16-4-1	0-2-0	DNP	2-0-3	10-3-2	DNP	0-0-0

Opponent	Date	Score		15	21	22
				IZUNDU,EBU	WAARDENBUR	GAK,DENG
LEHIGH	11/09/18	83-62	w	10-9-1	11-5-2	0-6-1
STEPHEN F. AUSTIN	11/13/18	96-58	w	22-19-3	2-4-5	2-4-1
BETHUNE-COOKMAN	11/17/18	78-70	w	5-4-1	8-4-1	2-3-0
vs La Salle	11/22/18	85-49	w	10-8-1	10-4-2	4-7-1
vs Fresno State	11/23/18	78-76	w	10-6-1	6-4-0	2-1-1
vs Seton Hall	11/25/18	81-83	L	11-5-1	5-5-0	4-3-0
RUTGERS	11/28/18	54-57	L	12-12-1	2-3-0	1-6-1
vs Yale	12/01/18	73-77	L	19-9-0	0-0-0	5-3-0
at Penn	12/04/18	75-89	L	9-7-2	14-3-0	DNP
HOUSTON BAPTIST	12/19/18	80-73	w	15-11-2	6-3-1	DNP
FLA. ATLANTIC	12/22/18	75-55	w	19-13-0	4-2-1	DNP
CAMPBELL	12/29/18	73-62	w	4-8-2	2-4-1	DNP
NC STATE	01/03/19	82-87	L	10-11-2	0-0-0	DNP
at Louisville	01/06/19	73-90	L	8-10-0	2-8-1	DNP
at Florida State	01/09/19	62-68	L	13-9-1	4-0-0	DNP
WAKE FOREST	01/12/19	76-65	w	11-11-3	6-9-3	DNP
NORTH CAROLINA	01/19/19	76-85	L	13-8-1	5-3-3	DNP
at Syracuse	01/24/19	53-73	L	8-10-2	0-3-1	DNP
FLORIDA STATE	01/27/19	66-78	L	9-3-0	13-2-1	DNP
VIRGINIA TECH	01/30/19	70-82	L	4-2-0	9-6-3	DNP
at Virginia	02/02/19	46-56	L	8-11-0	10-3-0	DNP

**Official Basketball Box Score -- Game Totals -- Final Statistics**  
**Lehigh vs Miami**  
**11/09/18 7:00 pm at Coral Gables, FL (Watsco Center)**

**Lehigh 62 - 1-1**

#	Player	Total			3-Ptr			Rebounds			PF	TP	A	TO	Blk	Stl	Min
		FG-FGA	FG-FGA	FT-FTA	Off	Def	Tot	Off	Def	Tot							
31	Andree, Pat	3-10	2-5	2-3	0	7	7	2	10	1	1	0	0	29			
13	Karnik, James	0-2	0-0	2-4	2	2	4	5	2	0	1	1	0	14			
02	Leufroy, Kyle	5-8	2-3	0-0	0	9	9	2	12	1	2	0	0	33			
05	Tejada, Lance	7-19	3-9	2-2	1	2	3	4	19	1	8	0	2	29			
11	Cohen, Jordan	1-6	0-1	0-0	1	0	1	5	2	3	4	1	0	25			
00	Bennett, Caleb	1-2	0-0	2-2	0	3	3	0	4	0	1	0	0	15			
01	Wilson, Jeameril	0-0	0-0	0-0	0	1	1	2	0	0	0	0	0	9			
04	Foley, Joe	0-0	0-0	0-0	1	0	1	0	0	0	0	0	0	1			
20	Wilson, Marques	1-3	1-3	0-2	1	1	2	0	3	0	0	0	3	19			
44	Lynch, Nic	3-11	0-0	4-8	5	5	10	4	10	0	1	2	0	26			
	Team				2	1	3										
<b>Totals</b>		<b>21-61</b>	<b>8-21</b>	<b>12-21</b>	<b>13</b>	<b>31</b>	<b>44</b>	<b>24</b>	<b>62</b>	<b>6</b>	<b>18</b>	<b>4</b>	<b>5</b>	<b>200</b>			

FG % 1st Half: 7-30 23.3% 2nd half: 14-31 45.2% Game: 21-61 34.4%  
 3FG % 1st Half: 5-12 41.7% 2nd half: 3-9 33.3% Game: 8-21 38.1%  
 FT % 1st Half: 7-14 50.0% 2nd half: 5-7 71.4% Game: 12-21 57.1%

Deadball Rebounds: 3

**Miami 83 - 1-0**

#	Player	Total			3-Ptr			Rebounds			PF	TP	A	TO	Blk	Stl	Min
		FG-FGA	FG-FGA	FT-FTA	Off	Def	Tot	Off	Def	Tot							
21	Sam Waardenburg	3-7	1-2	4-4	3	2	5	1	11	2	1	0	1	28			
15	Ebuka Izundu	3-5	0-0	4-6	4	5	9	3	10	1	2	3	0	28			
00	Chris Lykes	5-17	4-8	8-11	1	4	5	3	22	4	2	0	2	39			
01	DJ Vasiljevic	5-10	4-7	2-2	0	3	3	3	16	2	2	0	0	26			
03	Anthony Lawrence	5-9	4-7	5-6	1	11	12	2	19	2	0	3	3	35			
02	Willie Herenton	0-0	0-0	0-0	0	0	0	0	0	0	0	0	0	0+			
05	Zach Johnson	2-6	1-3	0-1	0	0	0	1	5	3	4	0	2	22			
13	Anthony Mack	0-4	0-4	0-0	0	0	0	1	0	0	0	0	0	8			
22	Deng Gak	0-3	0-1	0-2	1	5	6	3	0	1	0	3	0	14			
	Team				3	2	5										
<b>Totals</b>		<b>23-61</b>	<b>14-32</b>	<b>23-32</b>	<b>13</b>	<b>32</b>	<b>45</b>	<b>17</b>	<b>83</b>	<b>15</b>	<b>11</b>	<b>9</b>	<b>8</b>	<b>200</b>			

FG % 1st Half: 12-35 34.3% 2nd half: 11-26 42.3% Game: 23-61 37.7%  
 3FG % 1st Half: 8-21 38.1% 2nd half: 6-11 54.5% Game: 14-32 43.8%  
 FT % 1st Half: 6-9 66.7% 2nd half: 17-23 73.9% Game: 23-32 71.9%

Deadball Rebounds: 3

Officials: Jeff Clark, Jemel Spearman, Anthony Franklin  
 Technical fouls: Lehigh-None. Miami-None.  
 Attendance: 6799

Score by periods	1st	2nd	Total
Lehigh	26	36	62
Miami	38	45	83

	Points	In	Off	2nd	Fast	Bench
	LEHIGH	Paint	T/O	Chance	Break	
Lehigh	22	10	9	9	9	17
Miami	18	23	13	10	5	

Last FG - LEHIGH 2nd-00:13, UM 2nd-01:26.  
 Largest lead - LEHIGH by 2 1st-19:14, UM by 24 2nd-01:26.  
 LEHIGH led for 00:10, UM led for 39:04, Game was tied for 00:46.

Score tied - 0 times.  
 Lead changed - 1 time.

**Official Basketball Box Score -- Game Totals -- Final Statistics**  
**Stephen F. Austin vs Miami**  
**11/13/18 7:00 pm at Coral Gables, FL (Watsco Center)**

**Stephen F. Austin 58 - 2-1**

#	Player	Total			3-Ptr			Rebounds			PF	TP	A	TO	Blk	Stl	Min
		FG-FGA	FG-FGA	FT-FTA	Off	Def	Tot	Off	Def	Tot							
04	Davonte Fitzgerald	3-12	0-2	0-0	3	2	5	1	6	0	1	1	0	22			
23	Nathan Bain	2-6	0-0	3-3	3	5	8	3	7	2	2	1	1	33			
24	Samuli Nieminen	1-2	0-1	0-0	0	0	0	0	2	0	1	1	0	8			
01	Kevon Harris	2-8	0-3	1-2	2	3	5	3	5	2	4	0	2	29			
05	Shannon Bogues	5-10	3-5	1-1	0	1	1	2	14	2	3	1	1	30			
02	Jock Hughes	1-3	0-0	0-0	1	0	1	1	2	0	1	0	0	8			
03	Mitchell Seraille	0-2	0-0	0-0	0	0	0	0	2	0	1	3	0	14			
11	Oddyest Walker	1-3	1-2	0-0	1	3	4	1	3	0	1	0	1	18			
20	Aaron Walton	0-1	0-0	0-0	0	0	0	0	1	0	0	0	0	7			
25	Karl Nicholas	8-11	0-0	1-1	3	5	8	1	17	0	1	0	0	21			
32	Jovan Grujic	1-3	0-0	0-0	0	0	0	0	2	0	0	0	0	8			
	Team				1	1	2										
<b>Totals</b>		<b>24-61</b>	<b>4-13</b>	<b>6-7</b>	<b>14</b>	<b>20</b>	<b>34</b>	<b>15</b>	<b>58</b>	<b>8</b>	<b>18</b>	<b>4</b>	<b>5</b>	<b>198</b>			

FG % 1st Half: 14-30 46.7% 2nd half: 10-31 32.3% Game: 24-61 39.3%  
 3FG % 1st Half: 1-5 20.0% 2nd half: 3-8 37.5% Game: 4-13 30.8%  
 FT % 1st Half: 3-4 75.0% 2nd half: 3-3 100.0% Game: 6-7 85.7%

Deadball Rebounds: 0

**Miami 96 - 2-0**

#	Player	Total			3-Ptr			Rebounds			PF	TP	A	TO	Blk	Stl	Min
		FG-FGA	FG-FGA	FT-FTA	Off	Def	Tot	Off	Def	Tot							
21	Sam Waardenburg	1-6	0-2	0-1	0	4	4	3	2	5	2	0	1	33			
15	Ebuka Izundu	11-13	0-0	0-1	11	8	19	1	22	3	0	4	3	32			
00	Chris Lykes	7-12	2-5	4-5	0	2	2	1	20	6	1	0	3	28			
01	DJ Vasiljevic	4-9	4-7	5-5	1	3	4	3	17	0	1	0	0	30			
03	Anthony Lawrence	8-12	2-4	0-0	0	3	3	0	18	3	1	1	2	31			
02	Willie Herenton	0-0	0-0	0-0	0	0	0	0	0	0	0	0	0	2			
03	Zach Johnson	5-11	3-5	2-4	1	2	3	1	15	4	3	0	0	28			
22	Deng Gak	1-6	0-0	0-2	3	1	4	2	2	1	0	1	1	17			
	Team				1	1	2										
<b>Totals</b>		<b>37-69</b>	<b>11-23</b>	<b>11-18</b>	<b>17</b>	<b>24</b>	<b>41</b>	<b>11</b>	<b>96</b>	<b>22</b>	<b>8</b>	<b>6</b>	<b>10</b>	<b>201</b>			

FG % 1st Half: 23-41 56.1% 2nd half: 14-28 50.0% Game: 37-69 53.6%  
 3FG % 1st Half: 6-15 40.0% 2nd half: 5-8 62.5% Game: 11-23 47.8%  
 FT % 1st Half: 1-2 50.0% 2nd half: 10-16 62.5% Game: 11-18 61.1%

Deadball Rebounds: 2

Officials: Ted Valentine, Jamie Luckie, Job Hartness  
 Technical fouls: Stephen F. Austin-None. Miami-None.  
 Attendance: 6066

Score by periods	1st	2nd	Total
Stephen F. Austin	32	26	58
Miami	53	43	96

	Points	In	Off	2nd	Fast	Bench
	SFA	Paint	T/O	Chance	Break	
Stephen F. Austin	34	9	11	8	8	24
Miami	46	30	15	10	17	

Last FG - SFA 2nd-00:14, UM 2nd-00:33.  
 Largest lead - SFA None, UM by 40 2nd-00:33.  
 SFA led for 00:00, UM led for 38:04, Game was tied for 01:56.

Score tied - 1 time.  
 Lead changed - 0 times.

**Official Basketball Box Score -- Game Totals -- Final Statistics**  
**Bethune-Cookman vs Miami**  
**11/17/18 2:00 pm at Coral Gables, FL (Watsco Center)**

**Bethune-Cookman 70 - 2-3**

#	Player	Total			3-Ptr			Rebounds			PF	TP	A	TO	Blk	Stl	Min
		FG-FGA	FG-FGA	FT-FTA	Off	Def	Tot	Off	Def	Tot							
11	Soufiane Diakite	0-3	0-1	0-0	0	2	2	0	1	1	1	0	0	16			
12	Shawntrez Davis	1-6	0-1	0-0	0	2	2	5	2	0	1	0	0	16			
01	Malik Maitland	11-16	5-7	2-2	3	6	9	3	29	3	4	0	3	38			
02	Houston Smith	2-6	0-1	0-0	0	2	2	0	4	1	2	0	0	16			
15	Mark Gordon	2-6	1-3	0-0	0	1	1	4	5	0	2	0	0	17			
03	Wali Parks	2-4	0-1	0-0	2	1	3	4	2	0	1	0	1	21			
05	Leon Redd	1-5	0-4	1-2	1	2	3	4	3	0	2	0	1	21			
10	Cletrell Pope	7-10	0-0	4-4	2	8	10	2	18	1	0	3	1	31			
21	Dondre Duffus	1-3	0-0	3-5	0	1	1	5	4	0	0	0	0	23			
	Team				3	4	7										
<b>Totals</b>		<b>27-59</b>	<b>6-18</b>	<b>10-13</b>	<b>11</b>	<b>29</b>	<b>40</b>	<b>25</b>	<b>70</b>	<b>12</b>	<b>14</b>	<b>5</b>	<b>5</b>	<b>199</b>			

FG % 1st Half: 14-26 53.8% 2nd half: 13-33 39.4% Game: 27-59 45.8%  
 3FG % 1st Half: 3-7 42.9% 2nd half: 3-11 27.3% Game: 6-18 33.3%  
 FT % 1st Half: 0-0 0.0% 2nd half: 10-13 76.9% Game: 10-13 76.9%

Deadball Rebounds: 1

**Miami 78 - 3-0**

#	Player	Total			3-Ptr			Rebounds			PF	TP	A	TO	Blk	Stl	Min
		FG-FGA	FG-FGA	FT-FTA	Off	Def	Tot	Off	Def	Tot							
21	Sam Waardenburg	4-6	0-1	0-1	1	3	4	3	8	1	0	0	0	27			
15	Ebuka Izundu	2-8	0-0	1-2	3	1	4	5	5	1	2	3	0	27			
00	Chris Lykes	7-16	3-8	4-5	0	2	2	3	21	6	2	0	2	36			
01	DJ Vasiljevic	5-12	4-9	6-6	2	3	5	1	20	2	2	0	3	32			
03	Anthony Lawrence	4-11	1-5	4-4	2	7	9	1	13	2	4	0	1	37			
05	Zach Johnson	3-10	0-3	3-6	1	2	3	2	9	0	0	1	1	29			
22	Deng Gak	1-2	0-0	0-0	2	1	3	0	2	0	1	2					

**Official Basketball Box Score -- Game Totals -- Final Statistics**  
**Miami vs Fresno State**  
 11/23/18 11:00 am at Titan Gym

**Miami 78 • 5-0**

#	Player	Total			3-Ptr			Rebounds			PF	TP	A	TO	Blk	Stl	Min
		FG-FGA	FG-FGA	FT-FTA	Off	Def	Tot	Off	Def	Tot							
21	Sam Waardenburg	1-5	0-2	4-5	1	3	4	2	6	0	0	0	1	24			
15	Ebuka Izundu	3-3	0-0	4-5	1	5	6	5	10	1	0	1	0	21			
00	Chris Lykes	6-16	2-8	3-4	0	5	5	3	17	2	4	0	3	35			
01	DJ Vasiljevic	4-10	4-7	0-0	1	4	5	2	12	1	2	0	0	38			
03	Anthony Lawrence	2-5	0-1	3-3	1	4	5	3	7	3	5	0	1	31			
05	Zach Johnson	8-16	1-4	7-11	1	1	2	3	24	3	0	0	2	34			
13	Anthony Mack	0-1	0-0	0-0	0	0	0	1	0	1	0	0	0	5			
22	Deng Gak	1-1	0-0	0-0	1	0	1	1	2	1	0	0	0	12			
Team					1	0	1										
Totals		25-57	7-22	21-28	7	22	29	20	78	12	11	1	7	200			

FG % 1st Half: 13-31 41.9% 2nd half: 12-26 46.2% Game: 25-57 43.9% Deadball Rebounds 2  
 3FG % 1st Half: 4-12 33.3% 2nd half: 3-10 30.0% Game: 7-22 31.8%  
 FT % 1st Half: 7-9 77.8% 2nd half: 14-19 73.7% Game: 21-28 75.0%

**Fresno State 76 • 2-2**

#	Player	Total			3-Ptr			Rebounds			PF	TP	A	TO	Blk	Stl	Min
		FG-FGA	FG-FGA	FT-FTA	Off	Def	Tot	Off	Def	Tot							
20	BITTNER, Sam	2-4	0-2	0-0	3	2	5	3	4	6	0	0	0	0	33		
32	GRIMES, Nate	4-9	0-0	1-2	5	10	15	2	9	1	1	4	0	27			
00	WILLIAMS, New	3-7	2-4	0-0	1	4	5	4	8	0	3	1	1	30			
04	HUGGINS, Braxton	10-21	5-10	3-4	1	3	4	5	28	0	2	0	0	31			
21	TAYLOR, Deshon	8-14	2-6	7-8	0	2	2	4	25	3	6	0	3	32			
03	McWILLIAMS, Johnny	0-0	0-0	0-0	0	1	1	1	0	1	0	0	0	3			
11	GRAY, Christian	0-1	0-0	2-4	0	1	1	2	2	0	1	0	0	10			
13	AGAU, Aguir	0-0	0-0	0-0	0	0	0	1	0	2	0	0	0	3			
35	ROJAS, Lazaro	0-0	0-0	0-0	0	0	0	0	0	1	0	0	0	3			
55	BLACKWELL, Noah	0-2	0-1	0-0	0	3	3	3	0	5	4	0	0	28			
Team					3	4	7										
Totals		27-58	9-23	13-18	13	30	43	25	76	16	20	5	4	200			

FG % 1st Half: 15-25 60.0% 2nd half: 12-33 36.4% Game: 27-58 46.6% Deadball Rebounds 1  
 3FG % 1st Half: 4-9 44.4% 2nd half: 5-14 35.7% Game: 9-23 39.1%  
 FT % 1st Half: 7-10 70.0% 2nd half: 6-8 75.0% Game: 13-18 72.2%

Officials: Mike Greenstein, Kevin Brill, Rick Batsell  
 Technical fouls: Miami-None, Fresno State-None.  
 Attendance: 906

Score by periods	1st	2nd	Total
Miami	37	41	78
Fresno State	41	35	76

Last FG - UM 2nd-00:01, FS 2nd-02:33.  
 Largest lead - UM by 6 2nd-16:43, FS by 5 1st-17:51.  
 UM led for 15:39. FS led for 17:00. Game was tied for 07:21.

Score tied - 12 times.  
 Lead changed - 11 times.

**Official Basketball Box Score -- Game Totals -- Final Statistics**  
**Miami vs Seton Hall**  
 11/25/18 7:30 pm at Titan Gym

**Miami 81 • 5-1**

#	Player	Total			3-Ptr			Rebounds			PF	TP	A	TO	Blk	Stl	Min
		FG-FGA	FG-FGA	FT-FTA	Off	Def	Tot	Off	Def	Tot							
15	Ebuka Izundu	3-4	1-1	4-6	1	4	5	4	11	1	2	2	0	21			
00	Chris Lykes	7-13	2-5	2-2	0	4	4	8	18	2	5	0	2	37			
01	DJ Vasiljevic	3-8	2-5	0-0	0	5	5	0	8	5	0	0	0	34			
03	Anthony Lawrence	8-16	0-5	1-2	0	2	2	4	17	1	4	1	1	32			
05	Zach Johnson	5-7	2-3	6-6	0	3	3	2	18	2	2	0	0	37			
21	Sam Waardenburg	2-4	0-1	1-2	0	5	5	1	5	0	2	0	1	24			
22	Deng Gak	2-3	0-0	0-0	2	1	3	3	4	0	1	1	0	15			
Team					1	1	2										
Totals		30-55	7-20	14-18	4	25	29	18	81	11	16	4	4	200			

FG % 1st Half: 16-24 66.7% 2nd half: 14-31 45.2% Game: 30-55 54.5% Deadball Rebounds 2.1  
 3FG % 1st Half: 3-8 37.5% 2nd half: 4-12 33.3% Game: 7-20 35.0%  
 FT % 1st Half: 10-12 83.3% 2nd half: 4-6 66.7% Game: 14-18 77.8%

**Seton Hall 83 • 4-2**

#	Player	Total			3-Ptr			Rebounds			PF	TP	A	TO	Blk	Stl	Min
		FG-FGA	FG-FGA	FT-FTA	Off	Def	Tot	Off	Def	Tot							
01	NZEI, Michael	8-8	0-0	5-7	1	3	4	2	21	0	0	0	0	33			
23	MAMUKELASHVILI, S.	4-12	1-4	0-0	0	5	5	2	9	3	0	1	1	30			
00	McKNIGHT, Quincy	7-9	1-1	1-2	1	3	4	3	16	5	1	0	3	33			
13	POWELL, Myles	6-15	4-12	1-1	1	2	3	2	17	2	4	0	0	37			
22	CALE, Myles	1-4	0-2	1-2	0	5	5	3	3	1	1	0	0	14			
02	NELSON, Anthony	0-0	0-0	0-0	0	0	0	0	3	0	2	4	0	5			
14	RHODEN, Jared	4-7	0-2	0-0	2	2	4	2	8	1	1	0	1	24			
15	THOMPSON, Taurean	3-8	0-1	1-2	1	1	2	2	7	1	1	0	0	14			
35	REYNOLDS, Shavar	0-1	0-1	0-0	0	1	1	1	0	0	1	0	0	7			
3	GILL, Romaro	1-1	0-0	0-0	0	0	0	1	2	0	0	0	0	3			
Team					1	1	2										
Totals		34-65	6-23	9-14	7	23	30	21	83	15	13	1	5	200			

FG % 1st Half: 19-33 57.6% 2nd half: 15-32 46.9% Game: 34-65 52.3% Deadball Rebounds 3  
 3FG % 1st Half: 3-11 27.3% 2nd half: 3-12 25.0% Game: 6-23 26.1%  
 FT % 1st Half: 4-7 57.1% 2nd half: 5-7 71.4% Game: 9-14 64.3%

Officials: Michael Irving, Chris Rastatter, Mike Greenstein  
 Technical fouls: Miami-None, Seton Hall-None.  
 Attendance: 1589

Score by periods	1st	2nd	Total
Miami	45	36	81
Seton Hall	45	38	83

Last FG - UM 2nd-03:23, HALL 2nd-04:48.  
 Largest lead - UM by 6 1st-12:18, HALL by 7 2nd-06:22.  
 UM led for 12:29. HALL led for 20:37. Game was tied for 06:47.

Score tied - 12 times.  
 Lead changed - 16 times.

**Official Basketball Box Score -- Game Totals -- Final Statistics**  
**Rutgers vs Miami**  
 11/28/18 7:15 pm at Coral Gables, FL (Watsco Center)

**Rutgers 57 • 5-1**

#	Player	Total			3-Ptr			Rebounds			PF	TP	A	TO	Blk	Stl	Min
		FG-FGA	FG-FGA	FT-FTA	Off	Def	Tot	Off	Def	Tot							
05	Eugene Omoruyi	5-12	1-3	0-0	1	3	4	3	11	1	5	1	1	32			
02	Shaquille Doorson	0-0	0-0	1-3	4	6	10	0	1	0	0	1	0	26			
00	Geo Baker	7-17	2-6	0-0	0	7	7	2	16	6	4	2	0	39			
32	Peter Kiss	5-10	2-6	0-0	0	3	3	0	12	0	1	1	3	26			
35	Issa Thiam	2-7	1-5	2-2	0	7	7	1	7	1	1	2	2	30			
11	Mamadou Doucoure	0-1	0-0	0-0	1	0	1	0	0	0	0	0	0	2			
15	Myles Johnson	0-1	0-0	0-0	0	2	2	0	1	1	0	1	0	12			
22	Caleb McConnell	0-0	0-0	0-0	0	0	0	0	0	0	0	0	0	1			
23	Montez Mathis	2-4	0-1	0-1	0	1	1	2	4	0	1	0	1	13			
24	Ron Harper Jr.	3-7	0-3	0-0	2	4	3	6	1	1	1	0	0	19			
Team					0	1	1										
Totals		24-59	6-24	3-6	8	32	40	13	57	10	14	8	8	200			

FG % 1st Half: 13-31 41.9% 2nd half: 11-28 39.3% Game: 24-59 40.7% Deadball Rebounds 1  
 3FG % 1st Half: 2-11 18.2% 2nd half: 4-13 30.8% Game: 6-24 25.0%  
 FT % 1st Half: 0-0 0.0% 2nd half: 3-6 50.0% Game: 3-6 50.0%

**Miami 54 • 5-2**

#	Player	Total			3-Ptr			Rebounds			PF	TP	A	TO	Blk	Stl	Min
		FG-FGA	FG-FGA	FT-FTA	Off	Def	Tot	Off	Def	Tot							
15	Ebuka Izundu	5-8	0-1	2-2	4	8	12	2	12	1	2	1	0	26			
00	Chris Lykes	3-11	2-6	0-0	0	2	2	8	4	5	0	1	0	32			
01	DJ Vasiljevic	1-8	1-6	0-0	2	1	3	3	3	0	2	0	0	38			
03	Anthony Lawrence	6-13	4-8	0-0	1	7	8	1	16	4	0	2	1	36			
05	Zach Johnson	6-15	0-4	0-3	2	2	4	2	12	2	2	2	3	37			
21	Sam Waardenburg	1-7	0-3	0-0	1	2	3	0	2	0	2	0	0	17			
22	Deng Gak	0-3	0-0	1-2	2	4	6	2	1	1	0	0	0	14			
Team					2	3	5										
Totals		22-65	7-28	3-7	14	29	43	12	54	12	13	5	5	200			

FG % 1st Half: 9-29 31.0% 2nd half: 13-36 36.1% Game: 22-65 33.8% Deadball Rebounds 1  
 3FG % 1st Half: 4-15 26.7% 2nd half: 3-13 23.1% Game: 7-28 25.0%  
 FT % 1st Half: 2-2 100.0% 2nd half: 1-5 20.0% Game: 3-7 42.9%

Officials: Mike Roberts, Brian Dorsey, Ron Groover  
 Technical fouls: Rutgers-None, Miami-None.  
 Attendance: 6376

Score by periods	1st	2nd	Total
Rutgers	28	29	57
Miami	24	30	54

Last FG - RU 2nd-03:06, UM 2nd-01:22.  
 Largest lead - RU by 9 2nd-17:33, UM by 9 1st-13:24.  
 RU led for 19:49. UM led for 12:11. Game was tied for 08:00.

Score tied - 8 times.  
 Lead changed - 7 times.

**Official Basketball Box Score -- Game Totals -- Final Statistics**  
**Yale vs Miami**  
 12/1/18 7:30 PM at American Airlines Arena, Miami, Fla.

**Yale 77 • 3-2**

#	Player	Total</		
---	--------	---------	--	--



**Official Basketball Box Score -- Game Totals -- Final Statistics**  
**Miami vs Penn**  
 12/04/18 7:00 pm at Philadelphia, PA (The Palestra)

**Miami 75 - 54**

#	Player	Total			3-Ptr			Rebounds			PF	TP	A	TO	Blk	Stl	Min
		FG-FGA	FG-FGA	FT-FTA	FG-FGA	FG-FGA	FT-FTA	Off	Def	Tot							
21	Sam Waardenburg	f	5-7	2-3	2-3	2	1	3	2	14	0	1	0	0	0	37	
15	Ebuka Izundu	c	4-8	0-0	1-1	4	3	7	5	9	2	0	0	2	26		
00	Chris Lykes	g	5-15	0-4	6-8	0	4	4	4	16	5	4	0	0	31		
01	DJ Vasiljevic	g	4-7	2-5	0-0	2	1	3	3	10	0	0	0	0	34		
03	Anthony Lawrence	g	3-6	1-2	2-4	0	3	3	2	9	2	1	1	0	34		
05	Zach Johnson	g	7-14	1-5	2-3	0	1	1	0	17	1	1	1	0	29		
13	Anthony Mack	g	0-1	0-1	0-0	0	1	1	0	0	0	0	0	0	9		
Team						1	1	2									
Totals			28-58	6-20	13-19	9	15	24	16	75	10	7	2	2	200		

FG % 1st Half: 14-27 51.9% 2nd half: 14-31 45.2% Game: 28-58 48.3% Deadball Rebounds 2  
 3FG % 1st Half: 4-8 50.0% 2nd half: 2-12 16.7% Game: 6-20 30.0%  
 FT % 1st Half: 4-7 57.1% 2nd half: 9-12 75.0% Game: 13-19 68.4%

**Penn 89 - 72**

#	Player	Total			3-Ptr			Rebounds			PF	TP	A	TO	Blk	Stl	Min
		FG-FGA	FG-FGA	FT-FTA	FG-FGA	FG-FGA	FT-FTA	Off	Def	Tot							
00	Max Rothschild	f	1-2	0-0	3-4	0	2	2	3	5	3	2	1	2	18		
25	AJ Brodeur	f	9-15	0-0	0-1	1	7	8	3	18	6	3	1	2	35		
02	Antonio Woods	g	2-6	0-2	3-4	0	5	5	1	7	4	0	0	0	35		
12	Devon Goodman	g	6-10	3-5	1-1	1	1	2	4	16	4	2	1	0	34		
00	Bryce Washington	g	3-7	1-5	0-0	2	1	3	5	7	0	0	0	0	21		
23	Jake Silpe	g	3-4	3-4	1-2	0	6	6	2	10	5	0	0	0	25		
05	Jackson Donahue	g	1-1	1-1	0-0	1	0	1	0	3	0	0	0	0	5		
23	Michael Wang	g	9-12	5-6	0-0	2	2	4	0	23	1	2	0	0	27		
Team						2	1	3									
Totals			34-57	13-23	8-12	9	25	34	18	89	23	9	3	4	200		

FG % 1st Half: 19-29 65.5% 2nd half: 15-28 53.6% Game: 34-57 59.6% Deadball Rebounds 3  
 3FG % 1st Half: 11-18 61.1% 2nd half: 2-5 40.0% Game: 13-23 56.5%  
 FT % 1st Half: 1-2 50.0% 2nd half: 7-10 70.0% Game: 8-12 66.7%

Officials: Nathan Farrell, Alfred Smith, Lamar Simpson  
 Technical fouls: Miami-None, Penn-None.  
 Attendance: 3019

Score by periods	1st	2nd	Total
Miami	36	39	75
Penn	50	39	89

Points	In	Off	2nd	Fast	Bench
UM	34	9	9	6	17
PENN	42	10	14	14	36

Last FG - UM 2nd-01:32, PENN 2nd-01:25.  
 Largest lead - UM by 4 1st-18:29, PENN by 19 2nd-10:39.  
 UM led for 01:47, PENN led for 37:20. Game was tied for 00:53.

Score tied - 1 time.  
 Lead changed - 1 time.

**Official Basketball Box Score -- Game Totals -- Final Statistics**  
**Houston Baptist vs Miami**  
 12/19/18 7:00 pm at Coral Gables, FL (Watsco Center)

**Houston Baptist 73 - 37**

#	Player	Total			3-Ptr			Rebounds			PF	TP	A	TO	Blk	Stl	Min
		FG-FGA	FG-FGA	FT-FTA	FG-FGA	FG-FGA	FT-FTA	Off	Def	Tot							
02	Philip McKenzie	f	5-7	2-3	3-4	3	1	4	1	15	2	1	0	1	34		
15	Edward Hardt	c	7-14	0-0	0-1	2	5	7	3	14	1	4	0	1	31		
00	Ian DuBose	g	4-11	1-5	1-3	1	2	3	2	10	3	6	1	2	27		
04	Stephen O'Suiji	g	1-2	1-1	0-0	0	1	1	1	3	2	0	0	0	15		
23	Oliver Lynch-Daniels	g	6-10	5-7	2-2	0	4	4	3	19	3	3	0	0	34		
03	Jackson Stent	g	0-0	0-0	0-0	0	1	1	0	1	0	0	0	0	6		
02	Jalon Gates	g	3-8	2-6	0-0	0	0	0	1	8	0	0	0	0	16		
30	Braxton Bonds	g	0-2	0-1	2-4	0	7	7	1	2	3	2	0	1	28		
32	Benjamin Uloko	g	1-1	0-0	0-0	0	1	1	1	2	0	1	0	0	9		
Team						1	0	1									
Totals			27-55	11-23	8-14	7	22	29	14	73	15	17	1	5	200		

FG % 1st Half: 13-30 43.3% 2nd half: 14-25 56.0% Game: 27-55 49.1% Deadball Rebounds 2  
 3FG % 1st Half: 6-12 50.0% 2nd half: 5-11 45.5% Game: 11-23 47.8%  
 FT % 1st Half: 1-6 16.7% 2nd half: 7-8 87.5% Game: 8-14 57.1%

**Miami 80 - 64**

#	Player	Total			3-Ptr			Rebounds			PF	TP	A	TO	Blk	Stl	Min
		FG-FGA	FG-FGA	FT-FTA	FG-FGA	FG-FGA	FT-FTA	Off	Def	Tot							
21	Sam Waardenburg	f	2-3	0-1	2-2	1	2	3	4	6	1	1	1	1	24		
15	Ebuka Izundu	c	6-8	0-0	3-4	4	7	11	0	15	2	1	4	2	34		
00	Chris Lykes	g	5-9	1-2	3-5	1	4	5	1	14	4	4	0	0	31		
01	DJ Vasiljevic	g	4-12	3-10	2-2	1	4	5	2	13	4	0	0	0	34		
03	Anthony Lawrence	g	6-12	4-7	1-2	1	4	5	1	17	2	3	2	3	33		
05	Zach Johnson	g	4-8	1-3	0-2	0	1	1	3	9	2	4	0	3	27		
13	Anthony Mack	g	2-5	2-5	0-0	2	2	4	2	6	2	1	0	0	17		
Team						0	1	1									
Totals			29-57	11-28	11-17	10	25	35	13	80	17	14	7	9	200		

FG % 1st Half: 15-28 53.6% 2nd half: 14-29 48.3% Game: 29-57 50.9% Deadball Rebounds 2  
 3FG % 1st Half: 8-17 47.1% 2nd half: 3-11 27.3% Game: 11-28 39.3%  
 FT % 1st Half: 2-2 100.0% 2nd half: 9-15 60.0% Game: 11-17 64.7%

Officials: Bill Covington Jr., AJ Desai, Bert Smith  
 Technical fouls: Houston Baptist-None, Miami-DJ Vasiljevic.  
 Attendance: 6553

Score by periods	1st	2nd	Total
Houston Baptist	33	40	73
Miami	40	40	80

Points	In	Off	2nd	Fast	Bench
HBU	30	16	3	6	12
UM	30	24	17	13	15

Last FG - HBU 2nd-00:14, UM 2nd-00:58.  
 Largest lead - HBU by 1 2nd-13:26, UM by 13 2nd-06:30.  
 HBU led for 00:06, UM led for 39:12. Game was tied for 00:42.

Score tied - 1 time.  
 Lead changed - 2 times.

**Official Basketball Box Score -- Game Totals -- Final Statistics**  
**Fla. Atlantic vs Miami**  
 12/22/18 2:00 pm at Coral Gables, FL (Watsco Center)

**Fla. Atlantic 55 - 84**

#	Player	Total			3-Ptr			Rebounds			PF	TP	A	TO	Blk	Stl	Min
		FG-FGA	FG-FGA	FT-FTA	FG-FGA	FG-FGA	FT-FTA	Off	Def	Tot							
00	Jaylen Sobree	f	6-14	4-7	2-2	0	1	1	2	18	1	3	0	0	28		
01	Madiaw Niang	f	2-6	0-2	0-0	2	4	6	2	4	1	2	0	1	26		
25	Karlis Silins	f	0-0	0-0	0-0	0	0	0	0	0	0	0	0	0	6		
03	Anthony Adger	g	7-14	5-9	0-1	0	4	4	2	19	2	4	0	2	31		
23	Richardson Maitre	g	0-4	0-2	0-0	0	1	1	1	0	0	1	0	0	14		
10	Kevaughn Ellis	g	0-1	0-1	0-0	0	0	0	2	0	0	0	0	0	14		
11	Michael Forrest	g	2-9	0-4	1-2	0	4	4	3	5	5	4	0	0	29		
12	Aleksandar Zecevic	g	1-4	0-0	2-2	3	2	5	0	4	1	1	0	0	14		
21	Simeon Lepichev	g	2-5	0-1	1-2	4	3	7	2	5	1	1	0	0	31		
24	Cedric Jackson	g	0-3	0-3	0-0	0	0	0	2	0	0	0	0	0	7		
Team						2	5	7									
Totals			20-60	9-29	6-9	11	24	35	16	55	11	16	0	3	200		

FG % 1st Half: 9-30 30.0% 2nd half: 11-30 36.7% Game: 20-60 33.3% Deadball Rebounds 1  
 3FG % 1st Half: 4-15 26.7% 2nd half: 5-14 35.7% Game: 9-29 31.0%  
 FT % 1st Half: 1-2 50.0% 2nd half: 5-7 71.4% Game: 6-9 66.7%

**Miami 75 - 74**

#	Player	Total			3-Ptr			Rebounds			PF	TP	A	TO	Blk	Stl	Min
		FG-FGA	FG-FGA	FT-FTA	FG-FGA	FG-FGA	FT-FTA	Off	Def	Tot							
21	Sam Waardenburg	f	1-5	1-4	1-2	0	2	2	1	4	1	2	0	0	29		
15	Ebuka Izundu	c	9-11	0-0	1-2	2	11	13	1	19	0	1	3	2	31		
00	Chris Lykes	g	5-12	0-4	2-2	0	1	1	4	12	7	2	0	3	29		
01	DJ Vasiljevic	g	3-7	3-7	0-0	0	5	5	0	9	3	1	0	1	33		
03	Anthony Lawrence	g	6-12	3-8	2-2	2	6	8	2	17	8	3	0	1	33		
02	Willie Herenton	g	0-0	0-0	0-0	0	0	0	0	0	0	0	0	0	1		
05	Zach Johnson	g	2-6	0-2	2-2	0	3	3	3	6	0	1	1	2	23		
13	Anthony Mack	g	3-4	2-3	0-0	0	0	0	2	8	2	0	0	1	21		
Team						0	3	3									
Totals			29-57	9-28	8-10	4	31	35	13	75	21	12	4	10	200		

FG % 1st Half: 20-34 58.8% 2nd half: 9-23 39.1% Game: 29-57 50.9% Deadball Rebounds 2  
 3FG % 1st Half: 5-13 38.5% 2nd half: 4-15 26.7% Game: 9-28 32.1%  
 FT % 1st Half: 1-1 100.0% 2nd half: 7-9 77.8% Game: 8-10 80.0%

Officials: Clarence Armstrong, Tim Comer, Raymie Styons  
 Technical fouls: Fla. Atlantic-None, Miami-None.  
 Attendance: 6222

Score by periods	1st	2nd	Total
Fla. Atlantic	23	32	55
Miami			

**Official Basketball Box Score -- Game Totals -- Final Statistics**  
**NC State vs Miami**  
**01/03/19 7:00 pm at Coral Gables, Fla. (Watsco Center)**

**NC State 87 - 13-1, 1-0 ACC**

#	Player	Total			3-Ptr			Rebounds			PF	TP	A	TO	Blk	Stl	Min
		FG-FGA	FG-FGA	FT-FTA	FG-FGA	FG-FGA	FT-FTA	Off	Def	Tot							
33	Wyatt Walker	c	3-7	0-0	3-4	8	3	11	4	9	0	2	0	0	0	23	
02	Torin Dorn	g	3-9	0-3	1-2	0	6	6	1	7	3	1	1	2	33		
10	Braxton Beverly	g	4-12	3-10	0-0	2	2	4	3	11	6	4	0	0	30		
13	C.J. Bryce	g	4-10	0-3	2-2	3	6	9	3	10	2	1	0	0	25		
24	Devon Daniels	g	7-10	2-2	3-4	1	7	8	3	19	0	3	1	0	32		
00	Derek Funderburk	g	3-3	1-1	1-2	1	3	4	5	8	0	1	1	2	16		
04	Jericole Hellesms	g	1-7	1-4	0-0	0	2	2	1	3	0	0	0	0	12		
05	Eric Lockett	g	0-2	0-1	0-0	2	0	2	1	0	1	0	0	0	6		
11	Markell Johnson	g	6-8	4-6	4-4	0	4	4	2	20	5	4	0	0	23		
<b>Team</b>						1	0	1									
<b>Totals</b>			<b>31-68</b>	<b>11-30</b>	<b>14-18</b>	<b>18</b>	<b>33</b>	<b>51</b>	<b>23</b>	<b>87</b>	<b>17</b>	<b>16</b>	<b>3</b>	<b>4</b>	<b>200</b>		
FG % 1st Half: 14-38		36.8%	2nd half: 17-30		56.7%	Game: 31-68		45.6%							Deadball		
3FG % 1st Half: 5-18		27.8%	2nd half: 6-12		50.0%	Game: 11-30		36.7%							Rebounds		
FT % 1st Half: 4-6		66.7%	2nd half: 10-12		83.3%	Game: 14-18		77.8%							3		

**Miami 82 - 8-5, 0-1 ACC**

#	Player	Total			3-Ptr			Rebounds			PF	TP	A	TO	Blk	Stl	Min
		FG-FGA	FG-FGA	FT-FTA	FG-FGA	FG-FGA	FT-FTA	Off	Def	Tot							
21	Sam Waardenburg	f	0-2	0-1	0-0	0	0	0	4	0	0	1	0	0	0	15	
15	Ebuka Izundu	c	4-8	0-1	2-5	7	4	11	2	10	2	1	0	0	36		
00	Chris Lykes	g	10-15	3-4	5-6	0	0	0	3	28	2	2	0	1	35		
01	DJ Vasiljevic	g	1-5	1-4	3-4	0	3	3	1	6	1	0	0	1	27		
03	Anthony Lawrence	g	4-7	3-4	1-4	1	5	6	1	12	3	2	1	2	28		
05	Zach Johnson	g	7-17	2-5	5-10	1	4	5	1	21	4	1	0	2	32		
13	Anthony Mack	g	2-7	1-6	0-0	0	2	2	2	5	0	0	0	1	27		
<b>Team</b>						0	2	2									
<b>Totals</b>			<b>28-61</b>	<b>10-25</b>	<b>16-29</b>	<b>9</b>	<b>20</b>	<b>29</b>	<b>14</b>	<b>82</b>	<b>12</b>	<b>7</b>	<b>1</b>	<b>7</b>	<b>200</b>		
FG % 1st Half: 17-34		50.0%	2nd half: 11-27		40.7%	Game: 28-61		45.9%							Deadball		
3FG % 1st Half: 5-11		45.5%	2nd half: 5-14		35.7%	Game: 10-25		40.0%							Rebounds		
FT % 1st Half: 6-13		46.2%	2nd half: 10-16		62.5%	Game: 16-29		55.2%							4		

Officials: Brent Hampton, Doug Shows, Ted Valentine  
 Technical fouls: NC State-None, Miami-None.  
 Attendance: 6983

Score by periods	1st	2nd	Total	Points	In	Off	2nd	Fast	Bench
NC State	37	50	87	ST	36	10	19	13	31
Miami	45	37	82	UM	30	20	8	14	26

Last FG - ST 2nd-03:41, UM 2nd-00:03.  
 Largest lead - ST by 7 1st-05:46, UM by 10 2nd-09:53.  
 ST led for 16:23, UM led for 22:29. Game was tied for 01:08.

Score tied - 3 times.  
 Lead changed - 7 times.

**Official Basketball Box Score -- Game Totals -- Final Statistics**  
**Miami vs Louisville**  
**01/06/19 6:00 pm at Louisville, Ky. (KFC Yum! Center)**

**Miami 73 - 8-6 (0-2 ACC)**

#	Player	Total			3-Ptr			Rebounds			PF	TP	A	TO	Blk	Stl	Min
		FG-FGA	FG-FGA	FT-FTA	FG-FGA	FG-FGA	FT-FTA	Off	Def	Tot							
15	Ebuka Izundu	c	1-5	0-0	6-7	5	5	10	3	8	0	3	0	0	0	26	
00	Chris Lykes	g	6-12	2-5	4-5	1	3	4	1	18	4	2	0	0	33		
03	Anthony Lawrence	g	1-6	1-5	1-2	0	1	1	3	4	1	2	0	1	24		
05	Zach Johnson	g	7-14	1-4	4-6	0	4	4	1	19	0	3	0	3	37		
13	Anthony Mack	g	1-3	1-2	0-0	0	3	3	3	3	1	0	0	0	21		
01	DJ Vasiljevic	g	7-11	5-8	0-0	0	4	4	3	19	0	0	0	0	32		
02	Willie Herenton	g	0-0	0-0	0-0	0	0	0	0	0	0	0	0	0	2		
21	Sam Waardenburg	g	1-5	0-2	0-0	4	4	8	2	2	1	2	0	0	25		
<b>Team</b>						1	0	1									
<b>Totals</b>			<b>24-56</b>	<b>10-26</b>	<b>15-20</b>	<b>11</b>	<b>24</b>	<b>35</b>	<b>16</b>	<b>73</b>	<b>7</b>	<b>13</b>	<b>0</b>	<b>4</b>	<b>200</b>		
FG % 1st Half: 12-25		48.0%	2nd half: 12-31		38.7%	Game: 24-56		42.9%							Deadball		
3FG % 1st Half: 7-14		50.0%	2nd half: 3-12		25.0%	Game: 10-26		38.5%							Rebounds		
FT % 1st Half: 10-12		83.3%	2nd half: 5-8		62.5%	Game: 15-20		75.0%							2		

**Louisville 90 - 10-4 (1-0 ACC)**

#	Player	Total			3-Ptr			Rebounds			PF	TP	A	TO	Blk	Stl	Min
		FG-FGA	FG-FGA	FT-FTA	FG-FGA	FG-FGA	FT-FTA	Off	Def	Tot							
24	Dwayne Sutton	f	4-9	1-5	4-5	4	3	7	1	13	2	1	0	0	34		
33	Jordan Nwora	f	8-16	3-6	1-1	1	6	7	1	20	1	1	0	1	37		
23	Steven Enoch	c	3-5	0-0	0-0	0	2	2	2	6	0	1	0	0	13		
01	Christen Cunningham	g	4-8	3-5	0-1	0	4	4	2	11	5	1	0	0	35		
02	Darius Perry	g	0-1	0-1	2-2	0	0	0	1	2	0	2	0	0	4		
00	Akoy Agau	g	0-1	0-0	0-0	0	0	0	0	1	0	1	0	0	3		
03	Jo Griffin	g	0-0	0-0	0-0	0	0	0	0	0	0	0	0	0	0+		
04	Kwan Fore	g	1-2	1-1	0-0	0	1	1	2	3	1	0	0	0	13		
05	Malik Williams	g	8-14	2-4	1-2	6	5	11	2	19	0	0	1	0	23		
13	VJ King	g	2-3	0-0	0-0	3	0	3	2	4	1	0	0	0	10		
30	Ryan McMahon	g	3-10	3-9	3-4	0	3	3	2	12	9	0	0	0	28		
<b>Team</b>						1	0	1									
<b>Totals</b>			<b>33-69</b>	<b>13-31</b>	<b>11-15</b>	<b>15</b>	<b>24</b>	<b>39</b>	<b>16</b>	<b>90</b>	<b>19</b>	<b>7</b>	<b>1</b>	<b>1</b>	<b>200</b>		
FG % 1st Half: 13-30		43.3%	2nd half: 20-39		51.3%	Game: 33-69		47.8%							Deadball		
3FG % 1st Half: 5-15		33.3%	2nd half: 8-16		50.0%	Game: 13-31		41.9%							Rebounds		
FT % 1st Half: 9-13		69.2%	2nd half: 2-2		100.0%	Game: 11-15		73.3%							1		

Officials: A.J. Desai, John Gaffney, Jamie Luckie  
 Technical fouls: Miami-None, Louisville-None.  
 Attendance: 15050

Score by periods	1st	2nd	Total	Points	In	Off	2nd	Fast	Bench
Miami	41	32	73	UM	22	7	7	4	21
Louisville	40	50	90	UL	26	11	18	10	38

Last FG - UM 2nd-01:05, UL 2nd-01:19.  
 Largest lead - UM by 15 1st-09:28, UL by 18 2nd-03:50.  
 UM led for 24:20, UL led for 14:51. Game was tied for 00:49.

Score tied - 1 time.  
 Lead changed - 2 times.

**Official Basketball Box Score -- Game Totals -- Final Statistics**  
**Miami vs Florida State**  
**01/09/19 9:00 pm at the Tucker Center - Tallahassee, Florida**

**Miami 62 - 8-7, 0-3 ACC**

#	Player	Total			3-Ptr			Rebounds			PF	TP	A	TO	Blk	Stl	Min
		FG-FGA	FG-FGA	FT-FTA	FG-FGA	FG-FGA	FT-FTA	Off	Def	Tot							
15	Ebuka Izundu	c	6-10	0-0	1-1	5	4	9	4	13	1	2	0	0	0	27	
00	Chris Lykes	g	5-12	1-3	6-6	0	3	3	17	2	0	0	1	0	35		
03	Anthony Lawrence	g	4-9	1-3	5-6	0	4	4	3	14	2	4	0	0	32		
05	Zach Johnson	g	2-11	0-3	2-4	1	5	6	3	6	0	5	0	2	34		
13	Anthony Mack	g	1-6	0-3	0-0	0	2	2	0	4	0	0	0	0	26		
01	DJ Vasiljevic	g	2-6	2-6	0-1	2	3	5	2	6	1	0	0	0	29		
02	Willie Herenton	g	0-0	0-0	0-0	0	0	0	0	0	0	0	0	0	3		
21	Sam Waardenburg	g	0-0	0-0	4-4	0	0	0	0	4	0	0	0	0	14		
<b>Team</b>						0	2	2									
<b>Totals</b>			<b>20-54</b>	<b>4-18</b>	<b>18-22</b>	<b>8</b>	<b>23</b>	<b>31</b>	<b>15</b>	<b>62</b>	<b>10</b>	<b>12</b>	<b>0</b>	<b>3</b>	<b>200</b>		
FG % 1st Half: 7-24		29.2%	2nd half: 13-30		43.3%	Game: 20-54		37.0%							Deadball		
3FG % 1st Half: 2-10		20.0%	2nd half: 2-8		25.0%	Game: 4-18		22.2%							Rebounds		
FT % 1st Half: 13-15		86.7%	2nd half: 5-7		71.4%	Game: 18-22		81.8%							2,4		

**Florida State 68 - 13-2, 1-1 ACC**

#	Player	Total			3-Ptr			Rebounds			PF	TP	A	TO	Blk	Stl	Min
		FG-FGA	FG-FGA	FT-FTA	FG-FGA	FG-FGA	FT-FTA	Off	Def	Tot							
00	Cofer, Phil	f	3-8	1-4	0-0	2	4	6	1	7	2	1	0	0			

**Official Basketball Box Score -- Game Totals -- Final Statistics**  
**North Carolina vs Miami**  
 01/19/19 12:00 pm at Coral Gables, Fla. (Watsco Center)

**North Carolina 85 - 13-4 (4-1 ACC)**

#	Player	Total			3-Ptr			Rebounds			PF	TP	A	TO	Blk	Stl	Min
		FG-FGA	FG-FGA	FT-FTA	FG-FGA	FG-FGA	FT-FTA	Off	Def	Tot							
11	Garrison Brooks	f	2-5	0-0	0-0	2	5	7	3	4	0	2	0	0	0	28	
32	Luke Maye	f	7-13	0-2	0-0	2	7	9	4	14	4	2	0	0	28		
02	Coby White	g	6-12	1-5	2-2	0	5	5	0	15	8	3	0	3	33		
13	Cameron Johnson	g	8-14	5-7	1-1	4	3	7	2	22	2	3	0	0	35		
24	Kenny Williams	g	6-9	3-5	1-3	2	2	4	2	16	7	0	0	0	34		
00	Seventh Woods	g	0-0	0-0	0-0	0	0	0	1	0	0	2	0	0	4		
01	Leaky Black	g	0-1	0-0	0-0	0	2	2	1	0	0	1	0	0	6		
03	Andrew Platek	g	1-1	0-0	0-0	0	0	0	0	2	0	0	0	0	3		
04	Brandon Robinson	g	0-1	0-1	0-0	0	0	0	2	0	4	1	0	0	16		
05	Nassir Little	g	3-4	0-0	6-8	1	1	2	4	12	1	1	1	2	13		
42	Brandon Huffman	g	0-0	0-0	0-0	0	0	0	0	0	0	0	0	0	0+		
<b>Totals</b>			<b>33-60</b>	<b>9-20</b>	<b>10-14</b>	<b>13</b>	<b>25</b>	<b>38</b>	<b>19</b>	<b>85</b>	<b>26</b>	<b>15</b>	<b>1</b>	<b>7</b>	<b>200</b>		

FG % 1st Half:	15-30	50.0%	2nd half:	18-30	60.0%	Game:	33-60	55.0%	Deadball	
3FG % 1st Half:	4-10	40.0%	2nd half:	5-10	50.0%	Game:	9-20	45.0%	Rebounds	1.1
FT % 1st Half:	3-4	75.0%	2nd half:	7-10	70.0%	Game:	10-14	71.4%		

**Miami 76 - 9-8 (1-4 ACC)**

#	Player	Total			3-Ptr			Rebounds			PF	TP	A	TO	Blk	Stl	Min
		FG-FGA	FG-FGA	FT-FTA	FG-FGA	FG-FGA	FT-FTA	Off	Def	Tot							
15	Ebuka Izundu	c	6-10	0-0	1-1	3	5	8	3	13	1	1	1	1	32		
00	Chris Lykes	g	8-16	4-8	0-0	1	2	3	2	20	6	3	0	2	36		
03	Anthony Lawrence	g	5-7	3-4	5-6	0	0	0	4	18	0	1	1	1	30		
05	Zach Johnson	g	5-12	0-3	7-10	0	5	5	2	17	3	3	0	2	36		
13	Anthony Mack	g	0-2	0-2	0-0	0	1	1	2	0	0	1	0	0	18		
01	DJ Vasiljevic	g	1-5	1-2	0-0	1	2	3	1	3	0	1	0	1	22		
21	Sam Waardenburg	g	2-3	1-2	0-1	1	2	3	1	5	3	1	0	0	26		
<b>Totals</b>			<b>27-55</b>	<b>9-21</b>	<b>13-18</b>	<b>6</b>	<b>17</b>	<b>23</b>	<b>15</b>	<b>76</b>	<b>13</b>	<b>11</b>	<b>2</b>	<b>7</b>	<b>200</b>		

FG % 1st Half:	12-29	41.4%	2nd half:	15-26	57.7%	Game:	27-55	49.1%	Deadball	
3FG % 1st Half:	7-14	50.0%	2nd half:	2-7	28.6%	Game:	9-21	42.9%	Rebounds	1
FT % 1st Half:	6-9	66.7%	2nd half:	7-9	77.8%	Game:	13-18	72.2%		

Officials: Brent Hampton, Jeffrey Anderson, Bret Smith  
 Technical fouls: North Carolina-None. Miami-None.  
 Attendance: 7131

Score by periods	1st	2nd	Total	Points	In	Off	2nd	Fast	Bench
North Carolina	37	48	85	NC	32	13	14	6	14
Miami	37	39	76	UM	32	10	10	5	8

Last FG - NC 2nd-00:47, UM 2nd-00:13.  
 Largest lead - NC by 12 2nd-00:28, UM by 4 1st-14:08.  
 NC led for 27:46, UM led for 05:52. Game was tied for 06:22.  
 Score tied - 8 times.  
 Lead changed - 18 times.

**Official Basketball Box Score -- Game Totals -- Final Statistics**  
**Miami vs Syracuse**  
 1/24/19 8:05 p.m. at Carrier Dome, Syracuse, N.Y.

**Miami 53 - (9-9) (1-5)**

#	Player	Total			3-Ptr			Rebounds			PF	TP	A	TO	Blk	Stl	Min
		FG-FGA	FG-FGA	FT-FTA	FG-FGA	FG-FGA	FT-FTA	Off	Def	Tot							
21	Sam Waardenburg	f	0-2	0-1	0-0	1	2	3	3	0	1	5	0	0	22		
15	Ebuka Izundu	c	3-7	0-0	2-2	4	6	10	2	8	2	1	0	0	37		
00	Chris Lykes	g	4-15	0-8	0-0	1	2	3	1	8	2	3	1	2	32		
01	DJ Vasiljevic	g	4-9	3-8	0-0	3	5	8	1	11	1	0	0	0	33		
03	Anthony Lawrence	g	2-8	1-4	3-4	1	6	7	0	8	3	2	0	2	34		
02	Willie Herenton	g	1-1	1-1	0-0	0	0	0	0	3	0	0	0	0	2		
05	Zach Johnson	g	4-13	1-5	0-0	0	1	1	0	9	1	1	0	0	26		
13	Anthony Mack	g	2-4	2-2	0-0	0	0	0	0	6	1	0	0	0	14		
<b>Totals</b>			<b>20-59</b>	<b>8-29</b>	<b>5-6</b>	<b>15</b>	<b>24</b>	<b>39</b>	<b>8</b>	<b>53</b>	<b>11</b>	<b>13</b>	<b>1</b>	<b>4</b>	<b>200</b>		

FG % 1st Half:	10-29	34.5%	2nd half:	10-30	33.3%	Game:	20-59	33.9%	Deadball	
3FG % 1st Half:	5-17	29.4%	2nd half:	3-12	25.0%	Game:	8-29	27.6%	Rebounds	1
FT % 1st Half:	4-4	100.0%	2nd half:	1-2	50.0%	Game:	5-6	83.3%		

**Syracuse 73 - (14-5) (5-1)**

#	Player	Total			3-Ptr			Rebounds			PF	TP	A	TO	Blk	Stl	Min
		FG-FGA	FG-FGA	FT-FTA	FG-FGA	FG-FGA	FT-FTA	Off	Def	Tot							
11	Oshae Brissett	f	2-8	0-2	3-3	1	2	3	1	7	2	1	1	0	26		
33	Elijah Hughes	f	8-13	6-9	0-0	0	3	3	0	22	3	0	3	3	37		
13	Paschal Chukwu	c	3-3	0-0	0-0	0	4	4	3	6	0	0	5	0	21		
23	Frank Howard	g	3-7	3-6	0-0	1	1	2	1	9	1	1	1	1	27		
25	Tyus Battle	g	3-8	1-5	3-3	1	5	6	0	10	9	0	0	0	36		
05	Jalen Carey	g	0-1	0-0	0-0	0	0	0	0	0	0	0	1	0	3		
20	Robert Braswell	g	0-1	0-0	0-0	0	0	0	0	0	0	0	0	0	2		
21	Marek Dolezaj	g	2-3	1-2	0-0	1	4	5	0	5	5	2	0	0	23		
34	Bourama Sidibe	g	1-2	0-0	0-0	1	1	2	2	0	2	0	0	3	10		
35	Buddy Boehme	g	4-7	3-6	1-2	0	3	3	1	12	2	0	0	0	15		
<b>Totals</b>			<b>26-53</b>	<b>14-30</b>	<b>7-8</b>	<b>4</b>	<b>24</b>	<b>28</b>	<b>8</b>	<b>73</b>	<b>22</b>	<b>6</b>	<b>11</b>	<b>7</b>	<b>200</b>		

FG % 1st Half:	11-27	40.7%	2nd half:	15-26	57.7%	Game:	26-53	49.1%	Deadball	
3FG % 1st Half:	8-16	50.0%	2nd half:	6-14	42.9%	Game:	14-30	46.7%	Rebounds	0
FT % 1st Half:	2-3	66.7%	2nd half:	5-5	100.0%	Game:	7-8	87.5%		

Officials: Roger Ayers, Tim Clougherty, Bill Covington Jr.  
 Technical fouls: Miami-TEAM, Syracuse-None.  
 Attendance: 21058

Score by periods	1st	2nd	Total	Points	In	Off	2nd	Fast	Bench
Miami	29	24	53	UM	14	3	19	2	18
Syracuse	32	41	73	SU	18	9	6	12	19

Last FG - UM 2nd-00:36, SU 2nd-03:06.  
 Largest lead - UM by 6 1st-13:24, SU by 23 2nd-01:20.  
 UM led for 12:43, SU led for 25:11. Game was tied for 02:06.  
 Score tied - 3 times.  
 Lead changed - 3 times.

**Official Basketball Box Score -- Game Totals -- Final Statistics**  
**Florida State vs Miami**  
 01/27/19 6:00 pm at Coral Gables, FL (Watsco Center)

**Florida State 78 - 15-5 (3-4)**

#	Player	Total			3-Ptr			Rebounds			PF	TP	A	TO	Blk	Stl	Min
		FG-FGA	FG-FGA	FT-FTA	FG-FGA	FG-FGA	FT-FTA	Off	Def	Tot							
21	Koumadje, Christ	c	4-5	0-0	1-2	0	4	4	4	9	0	1	1	0	11		
03	Forrest, Trent	g	2-4	0-1	0-0	1	3	4	1	4	6	2	0	3	32		
05	Savoy, PJ	g	2-5	2-4	1-1	0	2	2	0	7	1	0	0	1	13		
14	Mann, Terance	g	4-8	2-2	0-0	3	7	10	3	10	4	2	0	0	34		
23	Walker, MJ	g	7-10	6-7	2-2	0	2	2	1	22	5	1	1	0	35		
00	Cofer, Phil	g	1-3	1-2	1-2	0	1	1	1	4	1	1	0	0	19		
01	Gray, RaiQuan	g	1-2	0-0	0-0	0	2	2	1	2	0	1	0	1	10		
11	Nichols, David	g	0-0	0-0	1-2	0	1	1	4	1	2	2	0	0	12		
13	Polite, Anthony	g	1-2	0-1	0-0	0	0	0	0	2	1	1	0	0	7		
24	Vassell, Devin	g	0-2	0-1	0-0	0	0	0	0	0	0	0	0	0	3		
25	Kabengele, Mfondu	g	6-9	1-2	4-5	1	5	6	2	17	0	3	2	0	24		
<b>Totals</b>			<b>28-50</b>	<b>12-20</b>	<b>10-14</b>	<b>6</b>	<b>28</b>	<b>34</b>	<b>17</b>	<b>78</b>	<b>20</b>	<b>14</b>	<b>4</b>	<b>5</b>	<b>200</b>		

FG % 1st Half:	17-31	54.8%	2nd half:	11-19	57.9%	Game:	28-50	56.0%	Deadball	
3FG % 1st Half:	7-11	63.6%	2nd half:	5-9	55.6%	Game:	12-20	60.0%	Rebounds	2
FT % 1st Half:	4-7	57.1%	2nd half:	6-7	85.7%	Game:	10-14	71.4%		

**Miami 66 - 9-10 (1-6)**

#	Player	Total			3-Ptr			Rebounds			PF	TP	A	TO	Blk	Stl	Min
		FG-FGA	FG-FGA	FT-FTA	FG-FGA	FG-FGA	FT-FTA	Off	Def	Tot							
15	Ebuka Izundu	c	3-4	0-0	3-4	0	3	3	5	9	0	1	2	0	28		
00	Chris Lykes	g	0-12	0-7	1-2	2	0	2	1	1	2						

**Official Basketball Box Score -- Game Totals -- Final Statistics**

**Miami vs Virginia**  
**02/02/19 2:00 pm at Charlottesville, Va. (JPJ Arena)**

**Miami 46 - 9-12 (1-8 ACC)**

#	Player	Total			3-Ptr			Rebounds			PF	TP	A	TO	Blk	Stl	Min
		FG-FGA	FG-FGA	FT-FTA	FG-FGA	FG-FGA	FT-FTA	Off	Def	Tot							
15	Ebuka Izundu	c	4-7	0-0	0-2	3	8	11	4	8	0	1	0	1		34	
00	Chris Lykes	g	5-13	2-7	4-7	1	3	4	3	16	1	0	0	1		35	
01	DJ Vasiljevic	g	0-3	0-3	0-0	0	2	2	0	0	0	1	0	1		16	
03	Anthony Lawrence	g	0-7	0-5	2-2	0	0	0	1	2	3	1	0	1		34	
03	Zach Johnson	g	4-10	1-2	1-2	0	3	3	3	10	2	2	1	1		39	
13	Anthony Mack	g	0-1	0-1	0-0	0	0	0	0	0	0	1	0	0		6	
21	Sam Waardenburg	g	4-9	1-3	1-2	1	2	3	3	10	0	1	1	1		36	
	Team					0	1	1									
	Totals		17-50	4-21	8-15	5	19	24	14	46	6	7	2	6		200	

FG % 1st Half: 7-25 28.0% 2nd half: 10-25 40.0% Game: 17-50 34.0% Deadball Rebounds 5  
 3FG % 1st Half: 3-12 25.0% 2nd half: 1-9 11.1% Game: 4-21 19.0%  
 FT % 1st Half: 4-7 57.1% 2nd half: 4-8 50.0% Game: 8-15 53.3%

**Virginia 56 - 20-1 (8-1 ACC)**

#	Player	Total			3-Ptr			Rebounds			PF	TP	A	TO	Blk	Stl	Min
		FG-FGA	FG-FGA	FT-FTA	FG-FGA	FG-FGA	FT-FTA	Off	Def	Tot							
25	Marnadi Diakite	f	4-7	0-0	3-4	5	1	6	4	11	0	2	3	0		31	
33	Jack Salt	c	3-5	0-0	1-1	2	7	9	1	7	0	1	0	0		18	
00	Kihei Clark	g	3-5	2-3	1-3	0	5	5	1	9	6	6	0	0		37	
05	Kyle Guy	g	4-15	2-8	0-0	0	4	4	1	10	3	0	0	1		38	
12	De'Andre Hunter	g	6-13	1-2	1-2	1	5	6	2	14	2	2	1	2		39	
02	Braxton Key	g	2-5	1-3	0-0	1	7	8	1	5	4	2	2	2		27	
24	Marco Anthony	g	0-0	0-0	0-0	0	0	0	0	0	0	0	0	0		1	
30	Jay Huff	g	0-2	0-1	0-0	1	1	2	0	0	1	1	0	0		9	
	Team					2	0	2									
	Totals		22-52	6-17	6-10	12	30	42	10	56	16	14	6	5		200	

FG % 1st Half: 11-28 39.3% 2nd half: 11-24 45.8% Game: 22-52 42.3% Deadball Rebounds 3  
 3FG % 1st Half: 3-9 33.3% 2nd half: 3-8 37.5% Game: 6-17 35.3%  
 FT % 1st Half: 3-4 75.0% 2nd half: 3-6 50.0% Game: 6-10 60.0%

Officials: Lamar Simpson, Jeff Clark, Mike Roberts  
 Technical fouls: Miami-None, Virginia-None.  
 Attendance: 13978

Score by periods	1st	2nd	Total
Miami	21	25	46
Virginia	28	28	56

Points	In	Off	2nd	Fast	Bench
UM	24	4	6	3	10
VA	26	8	14	6	5

Last FG - UM 2nd-00:28, VA 2nd-02:37. Score tied - 3 times.  
 Largest lead - UM by 2 1st-11:08, VA by 13 2nd-02:37. Lead changed - 2 times.  
 UM led for 01:12, VA led for 35:12. Game was tied for 03:36.



# 22 DENG GAK

R-Fr • 6-10 • 211 • Forward  
 Sydney, Australia  
 Blair Academy (N.J.)

### 2018-19 HIGHLIGHTS

- Suffered season-ending left knee injury on Dec. 1 against Yale
- Played at least 11 minutes off the bench in each of his eight games this season
- Made first college start against Yale (12/1), scored five points in season-high 19 minutes
- Scored first college points in win over Stephen F. Austin (11/13)
- Recorded six rebounds and three blocks in 14 minutes of action in his Miami debut against Lehigh (11/9)

### 2018-19 GAME-BY-GAME

	GS	Min	FG	Pct	3FG	Pct	FT	Pct	O-D-T	Avg	PF	FO	A	TO	Blk	Stl	Pts	Avg
Lehigh	14	0-3	.000	0-1	.000	0-2	.000	1-5-6	6.0	3	0	1	0	3	0	0	0.0	
Stephen F. Austin	17	1-6	.167	0-0	.000	0-2	.000	3-1-4	5.0	2	0	1	0	1	1	2	1.0	
Bethune-Cookman	11	1-2	.500	0-0	.000	0-0	.000	2-1-3	4.3	0	0	0	1	2	0	2	1.3	
vs La Salle	15	2-4	.500	0-0	.000	0-0	.000	3-4-7	5.0	3	0	1	0	0	0	4	2.0	
vs Fresno State	12	1-1	1.000	0-0	.000	0-0	.000	1-0-1	4.2	1	0	1	0	0	0	2	2.0	
vs Seton Hall	15	2-3	.667	0-0	.000	0-0	.000	2-1-3	4.0	3	0	0	1	1	0	4	2.3	
Rutgers	14	0-3	.000	0-0	.000	1-2	.500	2-4-6	4.3	2	0	1	0	0	0	1	2.1	
vs Yale	* 19	1-2	.500	0-0	.000	3-4	.750	2-1-3	4.1	1	0	0	1	2	0	5	2.5	
at Penn	DNP																	
Houston Baptist	DNP																	
Florida Atlantic	DNP																	
Campbell	DNP																	
NC State	DNP																	
at Louisville	DNP																	
at Florida State	DNP																	
Wake Forest	DNP																	
North Carolina	DNP																	
at Syracuse	DNP																	
Florida State	DNP																	
Virginia Tech	DNP																	
at Virginia	DNP																	

### CAREER HIGHS

#### Points

Career: 5 vs. Yale, 12/1/18

ACC: -

#### Rebounds

Career: 7 vs. La Salle, 11/25/18

ACC: -

#### Assists

Career: 1 5x, last vs. Rutgers, 11/28/18

ACC: -

#### Steals

Career: 1 Stephen F. Austin, 11/13/18

ACC: -

#### Blocked Shots

Career: 3 Lehigh, 11/9/18

ACC: -

#### Field Goals

Career: 2 2x, last vs. Seton Hall, 11/25/18

ACC: -

#### Field-Goal Attempts

Career: 6 Stephen F. Austin, 11/13/18

ACC: -

#### Free Throws

Career: 3 vs. Yale, 12/1/18

ACC: -

#### Free-Throw Attempts

Career: 4 vs. Yale, 12/1/18

ACC: -

#### 3-Point Field Goals

Career: -

ACC: -

#### 3-Point Field-Goal Attempts

Career: 1 Lehigh, 11/9/18

ACC: -

#### Minutes

Career: 19 vs. Yale, 12/1/18

ACC: -

### GAK'S CAREER STATISTICS

Season	GP	GS	Min.	Avg.	FG	FGA	Pct.	3-Point	Free Throws	Rebounds					Scoring							
								FG	FTA	Pct.	Off.	Def.	Tot.	Avg.	PF	FO	Ast.	TO	Blk	Stl	Pts.	Avg.
2018-19	8	1	117	14.6	8	24	.333	0	1	.000	4	10	33	4.1	15	0	5	3	9	1	20	2.5
<b>TOTAL</b>	<b>8</b>	<b>1</b>	<b>117</b>	<b>14.6</b>	<b>8</b>	<b>24</b>	<b>.333</b>	<b>0</b>	<b>1</b>	<b>.000</b>	<b>4</b>	<b>10</b>	<b>33</b>	<b>4.1</b>	<b>15</b>	<b>0</b>	<b>5</b>	<b>3</b>	<b>9</b>	<b>1</b>	<b>20</b>	<b>2.5</b>



# 2 WILLIE HERENTON

So. • 6-1 • 178 • Guard  
Lincolnshire, Illinois  
Stevenson HS

### 2018-19 HIGHLIGHTS

- Joined team as walk-on for 2018-19 season, but awarded scholarship on Friday, Jan. 18
- Hit 3-pointer at Syracuse (1/24)
- Played two minutes, including final minute of first half, at Louisville (1/6)
- Scored first five Miami points against La Salle (11/22)
- Saw his first playing time in final minute of season opener against Lehigh (11/9)

### 2018-19 GAME-BY-GAME

	GS	Min	FG	Pct	3FG	Pct	FT	Pct	O-D-T	Avg	PF	FO	A	TO	Blk	Stl	Pts	Avg
Lehigh	0		0-0	.000	0-0	.000	0-0	.000	0-0-0	0.0	0	0	0	0	0	0	0	0.0
Stephen F. Austin	2		0-0	.000	0-0	.000	0-0	.000	0-0-0	0.0	0	0	0	0	0	0	0	0.0
Bethune-Cookman	DNP																	
vs La Salle	2		1-1	1.000	1-1	1.000	2-2	1.000	0-0-0	0.0	0	0	0	0	0	0	5	1.7
vs Fresno State	DNP																	
vs Seton Hall	DNP																	
Rutgers	DNP																	
vs Yale	DNP																	
at Penn	DNP																	
Houston Baptist	DNP																	
Florida Atlantic	1		0-0	.000	0-0	.000	0-0	.000	0-0-0	0.0	0	0	0	0	0	0	0	1.3
Campbell	DNP																	
NC State	DNP																	
at Louisville	2		0-0	.000	0-0	.000	0-0	.000	0-0-0	0.0	0	0	0	0	0	0	0	1.0
at Florida State	3		0-0	.000	0-0	.000	0-0	.000	0-0-0	0.0	0	0	0	0	0	0	0	0.8
Wake Forest	DNP																	
North Carolina	DNP																	
at Syracuse	2		1-1	1.000	1-1	1.000	0-0	.000	0-0-0	0.0	0	0	0	0	0	0	3	1.1
Florida State	2		0-1	.000	0-1	.000	0-0	.000	0-0-0	0.0	0	0	0	0	0	0	0	1.0
Virginia Tech	DNP																	
at Virginia	DNP																	

### CAREER HIGHS

#### Points

Career: 5 vs. La Salle, 11/22/18

ACC: 3 at Syracuse, 1/24/19

#### Rebounds

Career: -

ACC: -

#### Assists

Career: -

ACC: -

#### Steals

Career: -

ACC: -

#### Blocked Shots

Career: -

ACC: -

#### Field Goals

Career: 1 2x, last at Syracuse, 1/24/19

ACC: 1 at Syracuse, 1/24/19

#### Field-Goal Attempts

Career: 1 2x, last at Syracuse, 1/24/19

ACC: 1 at Syracuse, 1/24/19

#### Free Throws

Career: 2 vs. La Salle, 11/22/18

ACC: -

#### Free-Throw Attempts

Career: 2 vs. La Salle, 11/22/18

ACC: -

#### 3-Point Field Goals

Career: 1 2x, last at Syracuse, 1/24/19

ACC: 1 at Syracuse, 1/24/19

#### 3-Point Field-Goal Attempts

Career: 1 2x, last at Syracuse, 1/24/19

ACC: 1 2x, last vs. Florida State, 1/27/19


#### Minutes

Career: 3 at Florida State, 1/9/19

ACC: 3 at Florida State, 1/9/19

### HERENTON'S CAREER STATISTICS

Season	GP	GS	Min.	Avg.	3-Point			Free Throws			Rebounds				Scoring											
					FG	FGA	Pct.	FT	FTA	Pct.	Off.	Def.	Tot.	Avg.	PF	FO	Ast.	TO	Blk	Stl	Pts.	Avg.				
2018-19	8	0	14	1.8	2	3	.667	2	2	1.000	0	0	0	0.0	0	0	0	0	0	0	0	0	0	0	8	1.0



# 10 DOMINIC PROCTOR

So. • 6-6 • 190 • Guard  
Las Vegas, Nevada  
Bishop Gorman HS

### 2018-19 HIGHLIGHTS

- Made first Miami appearance in final minute of Wooden Legacy game against La Salle (11/22)
- Joined team as walk-on for 2018-19 season

### CAREER HIGHS

#### Points

Career: -

ACC: -

#### Rebounds

Career: -

ACC: -

#### Assists

Career: -

ACC: -

#### Steals

Career: -

ACC: -

#### Blocked Shots

Career: -

ACC: -

#### Field Goals

Career: -

ACC: -

#### Field-Goal Attempts

Career: -

ACC: -

#### Free Throws

Career: -

ACC: -

#### Free-Throw Attempts

Career: -

ACC: -

#### 3-Point Field Goals

Career: -

ACC: -

#### 3-Point Field-Goal Attempts

Career: -

ACC: -

#### Minutes

Career: 1 vs. La Salle, 11/22/18

ACC: -



# 15 EBUKA IZUNDU

**Sr. • 6-10 • 232 • Center**  
**Charlotte, North Carolina / Lagos, Nigeria**  
**Victory Christian Center**

## 2018-19 HIGHLIGHTS

- Second in ACC and 15th nationally in offensive rebounds (3.4/game)
- Fourth in ACC and 49th nationally in rebounding (8.9); ninth in ACC in blocks (1.38/game)
- Has nine 10-rebound games (third in ACC)
- Owns six double-doubles this season (tied for fourth most among ACC players)
- Had 19 points and 13 rebounds against FAU (12/22); first UM player to record back-to-back double-doubles since Tonye Jekiri in November 2015
- Recorded double-double with 15 points, 11 rebounds in career-high 34 minutes against Houston Baptist (12/19)
- Posted double-double with 12 points, 12 rebounds against Rutgers (11/28); missed several stretches in game with cramps
- Averaged 10.3 ppg and 6.3 rpg in three games at Wooden Legacy; scored in double figures in each game
- Had career night against Stephen F. Austin (11/13), recording career highs in points (22), rebounds (19), blocks (four) and assists (three). He also tied a career best with three steals.
- It was the most rebounds by a UM player since Reggie Johnson piled up 20 boards on March 16, 2011, against FAU.
- Just missed double-double in opener with 10 points, nine rebounds against Lehigh (11/9)

## 2018-19 GAME-BY-GAME

	GS	Min	FG	Pct	3FG	Pct	FT	Pct	O-D-T	Avg	PF	FO	A	TO	Blk	Stl	Pts	Avg	
Lehigh	* 28	3-5	.600	0-0	.000	4-6	.667	4-5-9	9.0	3	0	1	2	3	0	10	10.0		
Stephen F. Austin	* 32	11-13	.846	0-0	.000	0-1	.000	11-8-19	14.0	1	0	3	0	4	3	22	16.0		
Bethune-Cookman	* 27	2-8	.250	0-0	.000	1-2	.500	3-1-4	10.7	5	1	1	2	3	0	5	12.3		
vs La Salle	* 23	5-5	1.000	0-0	.000	0-0	.000	2-6-8	10.0	4	0	1	5	1	1	10	11.8		
vs Fresno State	* 21	3-3	1.000	0-0	.000	4-5	.800	1-5-6	9.2	5	1	1	0	1	0	10	11.4		
vs Seton Hall	* 21	3-4	.750	1-1	1.000	4-6	.667	1-4-5	8.5	4	0	1	2	2	0	11	11.3		
Rutgers	* 26	5-8	.625	0-1	.000	2-2	1.000	4-8-12	9.0	2	0	1	2	1	0	12	11.4		
vs Yale	* 29	8-11	.727	0-0	.000	3-4	.750	2-7-9	9.0	2	0	0	2	0	2	19	12.4		
at Penn	* 26	4-8	.500	0-0	.000	1-1	1.000	4-3-7	8.8	5	1	2	0	0	2	9	12.0		
Houston Baptist	* 34	6-8	.750	0-0	.000	3-4	.750	4-7-11	9.0	0	0	2	1	4	2	15	12.3		
Florida Atlantic	* 31	9-11	.818	0-0	.000	1-2	.500	2-11-13	9.4	1	0	0	1	3	2	19	12.9		
Campbell	* 30	2-4	.500	0-0	.000	0-0	.000	2-6-8	9.3	1	0	2	1	1	1	4	12.2		
NC State	* 36	4-8	.500	0-1	.000	2-5	.400	7-4-11	9.4	2	0	2	1	0	0	10	12.0		
at Louisville	* 26	1-5	.200	0-0	.000	6-7	.857	5-5-10	9.4	3	0	0	3	0	0	8	11.7		
at Florida State	* 27	6-10	.600	0-0	.000	1-1	1.000	5-4-9	9.4	4	0	1	1	0	0	13	11.8		
Wake Forest	* 28	5-7	.714	0-0	.000	1-2	.500	3-8-11	9.5	4	0	3	4	1	1	11	11.8		
North Carolina	* 32	6-10	.600	0-0	.000	1-1	1.000	3-5-8	9.4	3	0	1	1	1	1	13	11.8		
at Syracuse	* 37	3-7	.429	0-0	.000	2-2	1.000	4-6-10	9.4	2	0	2	1	0	0	8	11.6		
Florida State	* 28	3-4	.750	0-0	.000	3-4	.750	0-3-3	9.1	5	1	0	1	2	0	9	11.5		
Virginia Tech	* 22	2-2	1.000	0-0	.000	0-0	.000	1-1-2	8.8	3	0	0	4	0	2	4	11.1		
at Virginia	* 34	4-7	.571	0-0	.000	0-2	.000	3-8-11	8.9	4	0	0	0	1	0	1	8	11.0	

IZUNDU'S CAREER STATISTICS													3-Point				Free Throws			Rebounds				Scoring	
Season	GP	GS	Min.	Avg.	FG	FGA	Pct.	FG	FGA	Pct.	FT	FTA	Pct.	Off.	Def.	Tot.	Avg.	PF	FO	Ast.	TO	Blk	Stl	Pts.	Avg.
2015-16	15	0	79	5.3	10	16	.625	0	0	.000	12	19	.632	13	6	19	1.3	17	0	3	5	3	2	32	2.1
2016-17	32	7	417	13.0	53	98	.541	0	0	.000	29	42	.690	47	50	97	3.0	75	2	6	27	25	7	135	4.2
2017-18	32	2	467	14.6	72	104	.692	0	0	.000	16	34	.471	56	64	120	3.8	76	1	8	27	20	15	160	5.0
2018-19	21	21	598	28.5	95	148	.642	1	3	.333	39	57	.684	71	115	186	8.9	63	4	24	33	29	16	230	11.0
<b>TOTAL</b>	<b>100</b>	<b>32</b>	<b>1561</b>	<b>15.6</b>	<b>230</b>	<b>366</b>	<b>.628</b>	<b>1</b>	<b>3</b>	<b>.333</b>	<b>96</b>	<b>152</b>	<b>.632</b>	<b>187</b>	<b>235</b>	<b>422</b>	<b>4.2</b>	<b>231</b>	<b>7</b>	<b>41</b>	<b>92</b>	<b>77</b>	<b>40</b>	<b>557</b>	<b>5.6</b>

## SEASON/CAREER HIGHS

**Points**  
 Season: 22 Stephen F. Austin, 11/13/18  
 Career: 22 Stephen F. Austin, 11/13/18  
 ACC: 16 at NC State, 2/4/17

**Rebounds**  
 Season: 19 Stephen F. Austin, 11/13/18  
 Career: 19 Stephen F. Austin, 11/13/18  
 ACC: 11 3x, last at Virginia, 2/2/19

**Assists**  
 Season: 3 Wake Forest, 1/12/19  
 Career: 3 Wake Forest, 1/12/19  
 ACC: 3 Wake Forest, 1/12/19

**Steals**  
 Season: 3 Stephen F. Austin, 11/13/18  
 Career: 3 2x, last vs. SFA, 11/13/18  
 ACC: 3 at Notre Dame, 2/19/18

**Blocked Shots**  
 Season: 4 2x, last vs. HBU, 12/19/18  
 Career: 4 2x, last vs. HBU, 12/19/18  
 ACC: 3 Notre Dame, 1/12/17

**Field Goals**  
 Season: 11 Stephen F. Austin, 11/13/18  
 Career: 11 Stephen F. Austin, 11/13/18  
 ACC: 7 2x, last at Notre Dame, 2/19/18

**Field-Goal Attempts**  
 Season: 13 Stephen F. Austin, 11/13/18  
 Career: 13 Stephen F. Austin, 11/13/18  
 ACC: 10 3x, last vs. UNC, 1/19/19

**3-Point Field Goals**  
 Season: 1 vs. Seton Hall, 11/25/18  
 Career: 1 vs. Seton Hall, 11/25/18  
 ACC: -

**3-Point Field Goal Attempts**  
 Season: 1 vs. Seton Hall, 11/25/18  
 Career: 1 vs. Seton Hall, 11/25/18  
 ACC: -

**Free Throws**  
 Season: 6 at Louisville, 1/6/19  
 Career: 6 at Louisville, 1/6/19  
 ACC: 6 at Louisville, 1/6/19

**Free-Throw Attempts**  
 Season: 7 at Louisville, 1/6/19  
 Career: 7 2x, last vs. Louisville, 1/6/19  
 ACC: 7 at Louisville, 1/6/19

**Minutes**  
 Season: 37 at Syracuse, 1/24/19  
 Career: 37 at Syracuse, 1/24/19  
 ACC: 37 at Syracuse, 1/24/19

## CAREER DOUBLE-DOUBLES

14p, 10r vs. Gardner-Webb, 11/10/17  
 22p, 19r vs. Stephen F. Austin, 11/13/18  
 12p, 12r vs. Rutgers, 11/28/18  
 15p, 11r vs. Houston Baptist, 12/19/18  
 19p, 13r vs. Florida Atlantic, 12/22/18  
 10p, 11r vs. NC State, 1/3/19  
 11p, 11r vs. Wake Forest, 1/12/19



# 5 ZACH JOHNSON

R-Sr. • 6-2 • 192 • Guard

Miami, Florida

Florida Gulf Coast Univ./Norland HS

## CAREER

- Ranks 39th nationally in career scoring among active Division I players (1,634)
- Also ranks 21st nationally in career steals (180), 28th in games (124) and 53rd in assists (368)
- One of 15 active players nationally with 1,500 career points and 350 career assists
- Owns 16 career 20-point games

## 2018-19 HIGHLIGHTS

- Hit 8-of-12 field goals and scored 20 points against Florida State (1/27)
- Scored 21 points in ACC opener against NC State; marks second time in his career he has scored 20-plus in back-to-back games
- Scored 22 points (5-6 3FG) against Campbell to reach 1,500 career points (12/29)
- Named to Wooden Legacy All-Tournament Team
- Averaged 18.0 ppg in three games at Wooden Legacy
- Made first Miami start at Wooden Legacy in championship game vs. Seton Hall (11/25)
- Scored season-high 24 points, including go-ahead putback dunk with 0.6 seconds remaining, in win over Fresno State (11/23)
- Played 22 minutes and scored five points in Miami debut against Lehigh (11/9)

## 2018-19 GAME-BY-GAME

	GS	Min	FG	Pct	3FG	Pct	FT	Pct	O-D-T	Avg	PF	FO	A	TO	Blk	Stl	Pts	Avg
Lehigh	22	2-6	.333	1-3	.333	0-1	.000	0-0-0	0.0	1	0	3	4	0	2	5	5.0	
Stephen F. Austin	28	5-11	.455	3-5	.600	2-4	.500	1-2-3	1.5	1	0	4	3	0	0	15	10.0	
Bethune-Cookman	29	3-10	.300	0-3	.000	3-6	.500	1-2-3	2.0	2	0	0	0	1	1	9	9.7	
vs La Salle	27	3-8	.375	1-3	.333	5-7	.714	0-4-4	2.5	0	0	5	1	0	1	12	10.3	
vs Fresno State	34	8-16	.500	1-4	.250	7-11	.636	1-1-2	2.4	3	0	3	0	0	2	24	13.0	
vs Seton Hall	* 37	5-7	.714	2-3	.667	6-6	1.000	0-3-3	2.5	2	0	2	2	0	0	18	13.8	
Rutgers	* 37	6-15	.400	0-4	.000	0-3	.000	2-2-4	2.7	2	0	2	2	2	2	12	13.6	
vs Yale	* 35	3-9	.333	0-2	.000	5-5	1.000	0-3-3	2.8	2	0	5	1	0	1	11	13.3	
at Penn	29	7-14	.500	1-5	.200	2-3	.667	0-1-1	2.6	0	0	1	1	1	0	17	13.7	
Houston Baptist	27	4-8	.500	1-3	.333	0-2	.000	0-1-1	2.4	3	0	2	4	0	3	9	13.2	
Florida Atlantic	23	2-6	.333	0-2	.000	2-2	1.000	0-3-3	2.5	3	0	0	1	1	2	6	12.5	
Campbell	26	5-6	.833	5-6	.833	7-9	.778	0-5-5	2.7	3	0	2	3	1	2	22	13.3	
NC State	32	7-17	.412	2-5	.400	5-10	.500	1-4-5	2.8	1	0	4	1	0	2	21	13.9	
at Louisville	* 37	7-14	.500	1-4	.250	4-6	.667	0-4-4	2.9	1	0	0	3	0	3	19	14.3	
at Florida State	* 34	2-11	.182	0-3	.000	2-4	.500	1-5-6	3.1	3	0	0	5	0	2	6	13.7	
Wake Forest	* 34	2-7	.286	2-5	.400	2-2	1.000	0-5-5	3.3	1	0	3	0	1	2	8	13.4	
North Carolina	* 36	5-12	.417	0-3	.000	7-10	.700	0-5-5	3.4	2	0	3	3	0	2	17	13.6	
at Syracuse	26	4-13	.308	1-5	.200	0-0	.000	0-1-1	3.2	0	0	1	1	0	0	9	13.3	
Florida State	* 29	8-12	.667	4-7	.571	0-0	.000	0-4-4	3.3	4	0	4	1	0	2	20	13.7	
Virginia Tech	* 33	3-13	.231	2-7	.286	2-2	1.000	0-4-4	3.3	1	0	1	3	1	3	10	13.5	
at Virginia	* 39	4-10	.400	1-2	.500	1-2	.500	0-3-3	3.3	3	0	2	2	1	1	10	13.3	

## JOHNSON'S CAREER STATISTICS

Season	GP	GS	Min.	Avg.	FG	FGA	Pct.	3-Point		Free Throws		Rebounds				Scoring									
								FG	FGA	Pct.	FT	FTA	Pct.	Off.	Def.	Tot.	Avg.	Pts.	Avg.						
2015-16*	35	20	941	26.9	141	298	.473	27	71	.380	78	120	.650	11	78	89	2.5	83	2	115	82	19	31	387	11.1
2016-17*	33	32	967	29.3	136	357	.381	54	157	.344	67	106	.632	18	75	93	2.8	77	2	102	88	12	45	393	11.9
2017-18*	35	35	1134	32.4	203	433	.469	69	176	.392	89	114	.781	15	100	115	3.3	72	2	104	79	5	70	564	16.1
2018-19	21	10	654	31.1	95	225	.422	28	84	.333	62	95	.653	7	62	69	3.3	38	0	47	41	9	34	280	13.3
<b>Total</b>	<b>124</b>	<b>88</b>	<b>3694</b>	<b>29.8</b>	<b>575</b>	<b>1313</b>	<b>.438</b>	<b>178</b>	<b>488</b>	<b>.365</b>	<b>296</b>	<b>435</b>	<b>.681</b>	<b>51</b>	<b>316</b>	<b>366</b>	<b>3.0</b>	<b>270</b>	<b>6</b>	<b>368</b>	<b>290</b>	<b>47</b>	<b>180</b>	<b>1624</b>	<b>13.1</b>

\* at Florida Gulf Coast

## SEASON/CAREER HIGHS

### Points

Season: 24 vs. Fresno State, 11/23/18  
 Career: 37\* vs. Lipscomb, 3/4/18  
 ACC: 21 NC State, 1/3/19

### Rebounds

Season: 6 at Florida State, 1/9/19  
 Career: 7\* North Florida, 1/29/18  
 ACC: 6 at Florida State, 1/9/19

### Assists

Season: 5 2x, last vs. Yale, 12/1/18  
 Career: 9\* at Georgia Southern, 12/4/16  
 ACC: 4 2x, last vs. Florida St., 1/27/19

### Steals

Season: 3 3x, last at Louisville, 1/6/19  
 Career: 4\* 8x, last vs. Lipscomb, 2/17/18  
 ACC: 3 2x, last vs. Va. Tech, 1/30/19

### Field Goals Made

Season: 8 vs. Fresno State, 11/23/18  
 Career: 11\* 2x, last vs. Stetson, 2/26/18  
 ACC: 7 NC State, 1/3/19

### Field Goals Attempted

Season: 17 NC State, 1/3/19  
 Career: 19\* 2x, last vs. Lipscomb, 3/4/18  
 ACC: 17 NC State, 1/3/19

### Free Throws Made

Season: 7 3x, last vs. UNC, 1/19/19  
 Career: 9\* at Lipscomb, 1/14/17  
 ACC: 7 UNC, 1/19/19

### Free Throws Attempted

Season: 11 vs. Fresno State, 11/23/18  
 Career: 15\* Siena, 12/9/16  
 ACC: 10 2x, last vs. UNC, 1/19/19

### 3-Point Field Goals Made

Season: 5 Campbell, 12/29/18  
 Career: 9\* vs. Lipscomb, 3/4/18  
 ACC: 2 3x, last vs. Wake, 1/12/19

### 3-Point Field Goals Attempted

Season: 6 Campbell, 12/29/18  
 Career: 13\* vs. Lipscomb, 3/4/18  
 ACC: 5 2x, last vs. Wake, 1/12/19

### Minutes

Season: 39 at Virginia, 2/2/19  
 Career: 42\* 2x, last at USC Upstate, 2/18/17  
 ACC: 39 at Virginia, 2/2/19

\*while at Florida Gulf Coast





# 3 ANTHONY LAWRENCE II

**Sr. • 6-7 • 207 • Guard**  
**St. Petersburg, Florida**  
**Lakewood Senior HS**

## CAREER

- Fifth in career rebounds (507) among active ACC players
- Needs six steals and three games to reach Miami's career top 10 in each category

## 2018-19 HIGHLIGHTS

- Ranks 15th in ACC in minutes played (32.1/game)
- Recorded 15 points and nine boards against Virginia Tech (1/30)
- Scored 18 points against North Carolina (1/19)
- Approached a triple-double with 17 points, eight rebounds and career-high eight assists against FAU (12/22)
- Averaged 10.0 ppg in three games at Wooden Legacy
- Scored 17 points in Wooden Legacy championship game against Seton Hall (11/25)
- Recorded third career double (19 pts, 12 rebs) in season opener against Lehigh (11/9)

2017-18				2016-17				2015-16			
Opponent	P	R	A	Opponent	P	R	A	Opponent	P	R	A
Gard-Webb	3	7	1	WCU	14	5	1	UTRGV	1	2	0
Navy	10	7	2	at N. Florida	4	4	0	Louisiana	12	6	4
Florida A&M	11	4	1	Penn	0	3	2	vs. Miss. St.	10	4	2
vs. La Salle	7	10	5	vs Stanford	18	3	1	vs. Utah	0	0	2
N. Florida	14	4	3	vs Iowa State	6	2	0	vs. Butler	7	1	1
at Minnesota	8	7	4	vs Florida	2	3	2	Northeastern	0	1	0
vs. Princeton	5	10	3	Rutgers	8	4	0	at Nebraska	13	7	0
Boston U.	5	2	6	vs Wofford	3	5	1	Charlotte	9	1	1
at GW	5	9	3	SC State	5	7	1	Charleston	11	2	1
at Hawaii	11	4	0	FAU	13	6	0	at La Salle	2	2	3
vs. NMSU	4	4	1	GW	2	2	2	Princeton	0	1	0
vs. MTSU	9	5	2	Columbia	10	5	1	Syracuse	1	2	0
at Pitt	12	6	2	NC State	6	5	1	Florida State	0	0	0
at Ga. Tech	9	12	1	at Syracuse	0	0	1	at Virginia	0	1	0
FSU	1	12	0	Notre Dame	6	9	1	at Clemson	3	1	0
at Clemson	16	4	0	at Pittsburgh	9	5	2	at BC	0	0	1
Duke	13	7	1	at Wake	16	0	2	Wake Forest	0	0	0
at NC State	15	3	4	at Duke	0	0	0	at NC State	0	0	0
Louisville	2	6	1	Boston Coll.	7	6	1	Notre Dame	18	2	0
at FSU	19	5	1	at Wake	3	4	4	at Ga Tech	5	3	3
Pittsburgh	10	10	3	Florida State	2	2	1	Pittsburgh	2	1	0
at Va. Tech	25	13	2	at NC State	19	4	2	at Florida St	3	1	1
Wake Forest	4	4	2	Virginia Tech	12	4	3	Virginia Tech	5	2	0
at BC	6	9	4	at Louisville	7	3	3	at UNC	11	4	2
Virginia	2	7	2	Georgia Tech	4	4	2	Virginia	1	3	2
Syracuse	4	4	5	Clemson	10	4	5	Louisville	3	2	1
at ND	7	6	6	at Virginia	4	6	5	at Notre Dame	0	1	2
BC	13	9	0	Duke	2	3	2	at Va Tech	2	4	0
at UNC	6	3	2	at Va Tech	18	5	1	vs. Va Tech	4	2	1
Va. Tech	8	6	3	vs Florida St	2	1	1	vs. Virginia	5	4	0
vs. UNC	12	6	1	vs Syracuse	3	2	4	vs. Buffalo	0	0	0
vs. Loyola	4	3	1	vs UNC	6	3	1	vs. Wichita St	0	2	0
				vs Mich. State	3	3	0	vs. Villanova	8	1	0

## SEASON/CAREER HIGHS

- Points**  
 Season: 19 Lehigh, 11/9/18  
 Career: 25 at Virginia Tech, 2/3/18  
 ACC: 25 at Virginia Tech, 2/3/18
- Rebounds**  
 Season: 12 Lehigh, 11/9/18  
 Career: 13 at Virginia Tech, 2/3/18  
 ACC: 13 at Virginia Tech, 2/3/18
- Assists**  
 Season: 8 Florida Atlantic, 12/22/18  
 Career: 8 Florida Atlantic, 12/22/18  
 ACC: 6 at Notre Dame, 2/19/18
- Steals**  
 Season: 3 2x, last vs. HBU, 12/19/18  
 Career: 5 Duke, 1/15/18  
 ACC: 5 Duke, 1/15/18
- Blocked Shots**  
 Season: 3 Lehigh, 11/9/18  
 Career: 3 6x, last vs. Lehigh, 11/9/18  
 ACC: 3 2x, last at Virginia Tech, 2/3/18
- Field Goals**  
 Season: 8 2x, last vs. Seton Hall, 11/25/18  
 Career: 9 at Virginia Tech, 2/3/18  
 ACC: 9 at Virginia Tech, 2/3/18
- Field-Goal Attempts**  
 Season: 16 vs. Seton Hall, 11/25/18  
 Career: 16 vs. Seton Hall, 11/25/18  
 ACC: 13 Boston College, 2/24/18
- Free Throws**  
 Season: 5 3x, last vs. UNC, 1/19/19  
 Career: 6 North Florida, 11/25/17  
 ACC: 5 2x, last vs. UNC, 1/19/19
- Free-Throw Attempts**  
 Season: 6 3x, last vs. UNC, 1/19/19  
 Career: 7 North Florida, 11/25/17  
 ACC: 6 2x, last vs. UNC, 1/19/19
- 3-Point Field Goals**  
 Season: 4 3x, last vs. HBU, 12/19/18  
 Career: 4 6x, last vs. HBU, 12/19/18  
 ACC: 4 3x, last at Florida State, 1/27/18
- 3-Point Field-Goal Attempts**  
 Season: 8 3x, last vs. FAU, 12/22/18  
 Career: 9 5x, at Virginia Tech, 2/27/17  
 ACC: 9 4x, at Virginia Tech, 2/27/17
- Minutes**  
 Season: 38 Rutgers, 11/28/18  
 Career: 40 at Virginia, 2/20/17  
 ACC: 40 at Virginia, 2/20/17

## CAREER DOUBLE-DOUBLES

- 10p, 10r vs. Pitt, 1/31/18
- 25p, 13r at Virginia Tech, 2/3/18
- 19p, 12r vs. Lehigh, 11/9/18

## 2018-19 GAME-BY-GAME

	GS	Min	FG	Pct	3FG	Pct	FT	Pct	O-D-T	Avg	PF	FO	A	TO	Blk	Stl	Pts	Avg
Lehigh	*	35	5-9	.556	4-7	.571	5-6	.833	1-11-12	12.0	2	0	2	0	3	3	19	19.0
Stephen F. Austin	*	31	8-12	.667	2-4	.500	0-0	.000	0-3-3	7.5	0	0	3	1	1	2	18	18.5
Bethune-Cookman	*	37	4-11	.364	1-5	.200	4-4	1.000	2-7-9	8.0	1	0	2	4	0	1	13	16.7
vs La Salle	*	32	3-8	.375	0-4	.000	0-0	.000	0-5-5	7.3	2	0	3	4	2	2	6	14.0
vs Fresno State	*	31	2-5	.400	0-1	.000	3-3	1.000	1-4-5	6.8	3	0	3	5	0	1	7	12.6
vs Seton Hall	*	32	8-16	.500	0-5	.000	1-2	.500	0-2-2	6.0	4	0	1	4	1	1	17	13.3
Rutgers	*	36	6-13	.462	4-8	.500	0-0	.000	1-7-8	6.3	1	0	4	0	2	1	16	13.7
vs Yale	*	37	4-13	.308	1-8	.125	0-0	.000	1-7-8	6.5	3	0	3	2	0	2	9	13.1
at Penn	*	34	3-6	.500	1-2	.500	2-4	.500	0-3-3	6.1	2	0	2	1	1	0	9	12.7
Houston Baptist	*	33	6-12	.500	4-7	.571	1-2	.500	1-4-5	6.0	1	0	2	3	2	3	17	13.1
Florida Atlantic	*	33	6-12	.500	3-8	.375	2-2	1.000	2-6-8	6.2	2	0	8	3	0	1	17	13.5
Campbell	*	34	5-11	.455	1-4	.250	0-0	.000	0-8-8	6.3	2	0	3	3	1	2	11	13.3
NC State	*	28	4-7	.571	3-4	.750	1-4	.250	1-5-6	6.3	1	0	3	2	1	2	12	13.2
at Louisville	*	24	1-6	.167	1-5	.200	1-2	.500	0-1-1	5.9	3	0	1	2	0	1	4	12.5
at Florida State	*	32	4-9	.444	1-3	.333	5-6	.833	0-4-4	5.8	3	0	2	4	0	0	14	12.6
Wake Forest	*	24	1-3	.333	1-2	.500	0-1	.000	0-2-2	5.6	4	0	2	6	2	1	3	12.0
North Carolina	*	30	5-7	.714	3-4	.750	5-6	.833	0-0-0	5.2	4	0	0	1	1	1	18	12.4
at Syracuse	*	34	2-8	.250	1-4	.250	3-4	.750	1-6-7	5.3	0	0	3	2	0	2	8	12.1
Florida State	*	35	4-8	.500	0-3	.000	3-5	.600	2-5-7	5.4	1	0	4	3	1	0	11	12.1
Virginia Tech	*	29	5-8	.625	3-5	.600	2-2	1.000	0-9-9	5.6	0	0	2	3	0	0	15	12.2
at Virginia	*	34	0-7	.000	0-5	.000	2-2	1.000	0-0-0	5.3	1	0	3	1	0	1	2	11.7

## LAWRENCE'S CAREER STATISTICS

Season	GP	GS	Min.	Avg.	FG	FGA	Pct.	3FG	3FGA	Pct.	FT	FTA	Pct.	Off.	Def.	Tot.	Avg.	PF	FO	Ast.	TO	Blk	Stl	Pts.	Avg.
2015-16	33	0	397	12.0	47	92	.511	18	42	.429	24	40	.600	29	34	63	1.9	39	0	27	13	11	17	136	4.1
2016-17	33	18	857	26.0	72	173	.416	35	99	.354	45	62	.726	27	97	124	3.8	78	1	57	47	15	42	224	6.8
2017-18	32	31	975	30.5	100	214	.467	38	88	.432	43	63	.683	45	163	208	6.5	81	2	74	53	31	46	281	8.8
2018-19	21	21	675	32.1	86	191	.450	34	98	.347	40	55	.727	13	99	112	5.3	40	0	56	54	18	27	246	11.7
<b>TOTAL</b>	<b>119</b>	<b>70</b>	<b>2904</b>	<b>24.4</b>	<b>305</b>	<b>670</b>	<b>.455</b>	<b>125</b>	<b>327</b>	<b>.382</b>	<b>152</b>	<b>220</b>	<b>.691</b>	<b>114</b>	<b>393</b>	<b>507</b>	<b>4.3</b>	<b>238</b>	<b>3</b>	<b>214</b>	<b>167</b>	<b>75</b>	<b>132</b>	<b>887</b>	<b>7.5</b>



# CHRIS LYKES

So. • 5-7 • 157 • Guard  
 Mitchellville, Maryland  
 Gonzaga College HS

## 2018-19 HIGHLIGHTS

- Owns seven games of 20 or more points this season (seventh most in ACC)
- Scored 16 or more points in 15 of 21 games this season
- Has upped his scoring average by 7.1 ppg this season (9.6 to 16.7), which ranks third among ACC players
- Has played at least 30 minutes in 17 of 21 games (ranks 10th in ACC in minutes played)
- Had streak of 21 straight made free throws snapped on Jan. 27 vs. FSU; tied for first among all ACC players in free-throw shooting in conference games (87.2%, 34-for-39)
- Scored 25 points against Wake Forest, including 14-of-14 from free-throw line which is second best FT performance in program history (Jack McClinton, 16-16 vs. NC State, March 7, 2009)
- Scored career-high 28 points on 10-of-15 shooting in ACC opener against NC State (1/3)
- Averaged 17.7 ppg in three games at Wooden Legacy
- Scored 20 or more points in each of the first three games this season, becoming first UM player since Joe Wylie in 1989 to do so to begin a season
- First UM player to record three straight 20-point efforts since Shane Larkin put up 20 or more points in consecutive games in 2013
- Scored 22 points and also played career-best 39 minutes in season opener against Lehigh (11/9)

## 2018-19 GAME-BY-GAME

	GS	Min	FG	Pct	3FG	Pct	FT	Pct	O-D-T	Avg	PF	FO	A	TO	Blk	Stl	Pts	Avg
Lehigh	*	39	5-17	.294	4-8	.500	8-11	.727	1-4-5	5.0	3	0	4	2	0	2	22	22.0
Stephen F. Austin	*	28	7-12	.583	2-5	.400	4-5	.800	0-2-2	3.5	1	0	6	1	0	3	20	21.0
Bethune-Cookman	*	36	7-16	.438	3-8	.375	4-5	.800	0-2-2	3.0	3	0	6	2	0	2	21	21.0
vs La Salle	*	29	5-7	.714	1-1	1.000	7-8	.875	0-1-1	2.5	2	0	0	3	0	2	18	20.3
vs Fresno State	*	35	6-16	.375	2-8	.250	3-4	.750	0-5-5	3.0	3	0	2	4	0	3	17	19.6
vs Seton Hall	*	37	7-13	.538	2-5	.400	2-2	1.000	0-4-4	3.2	4	0	2	5	0	2	18	19.3
Rutgers	*	32	3-11	.273	2-6	.333	0-0	.000	0-2-2	3.0	2	0	4	5	0	1	8	17.7
vs Yale	*	34	5-13	.385	1-5	.200	1-2	.500	0-0-0	2.6	3	0	3	5	0	1	12	17.0
at Penn	*	31	5-15	.333	0-4	.000	6-8	.750	0-4-4	2.8	4	0	5	4	0	0	16	16.9
Houston Baptist	*	31	5-9	.556	1-2	.500	3-5	.600	1-4-5	3.0	1	0	4	4	0	0	14	16.6
Florida Atlantic	*	29	5-12	.417	0-4	.000	2-2	1.000	0-1-1	2.8	4	0	7	2	0	3	12	16.2
Campbell	*	35	7-12	.583	4-8	.500	3-8	.375	0-2-2	2.8	2	0	2	6	0	2	21	16.6
NC State	*	35	10-15	.667	3-4	.750	5-6	.833	0-0-0	2.5	3	0	2	2	0	1	28	17.5
at Louisville	*	33	6-12	.500	2-5	.400	4-5	.800	1-3-4	2.6	1	0	4	2	0	0	18	17.5
at Florida State	*	35	5-12	.417	1-3	.333	6-6	1.000	0-3-3	2.7	3	0	2	2	0	1	17	17.5
Wake Forest	*	35	5-11	.455	1-4	.250	14-14	1.000	0-2-2	2.6	1	0	4	2	0	0	25	17.9
North Carolina	*	36	8-16	.500	4-8	.500	0-0	.000	1-2-3	2.6	2	0	6	3	0	2	20	18.1
at Syracuse	*	32	4-15	.267	0-8	.000	0-0	.000	1-2-3	2.7	1	0	2	3	1	2	8	17.5
Florida State	*	28	0-12	.000	0-7	.000	1-2	.500	2-0-2	2.6	1	0	2	3	0	1	1	16.6
Virginia Tech	*	37	6-10	.600	3-7	.429	4-6	.667	0-0-0	2.5	2	0	4	5	0	2	19	16.8
at Virginia	*	35	5-13	.385	2-7	.286	4-7	.571	1-3-4	2.6	3	0	1	0	0	1	16	16.7


## 2017-18

Opponent	P	R	A
Gard-Webb	3	1	1
Navy	8	1	2
Florida A&M	13	1	4
vs. La Salle	0	1	0
N. Florida	10	0	4
at Minnesota	10	1	0
vs. Princeton	5	1	2
Boston U.	8	0	0
at GW	3	0	1
at Hawai'i	7	5	0
vs. NMSU	1	1	0
vs. MTSU	8	0	2
at Pitt	10	1	0
at Ga. Tech	8	0	5
FSU	18	1	2
at Clemson	13	1	1
Duke	13	1	2
at NC State	6	2	5
Louisville.	9	0	4
at FSU	0	0	5
Pittsburgh	13	3	5
at Va. Tech	6	2	0
Wake Forest	13	2	5
at BC	16	3	2
Virginia	19	1	1
Syracuse	14	0	4
at ND	9	1	1
BC	15	0	3
at UNC	18	1	4
Va. Tech	15	1	7
vs. UNC	6	1	1
vs. Loyola	10	6	2

## SEASON/CAREER HIGHS

- Points**  
 Season: 28 NC State, 1/3/19  
 Career: 28 NC State, 1/3/19  
 ACC: 28 NC State, 1/3/19
- Rebounds**  
 Season: 5 3x, last vs. HBU, 12/19/18  
 Career: 6 vs. Loyola Chicago, 3/15/18  
 ACC: 4 2x, last at Virginia, 2/2/19
- Assists**  
 Season: 7 Florida Atlantic, 12/22/18  
 Career: 7 2x, last vs. FAU, 12/22/18  
 ACC: 7 Virginia Tech, 3/3/18
- Steals**  
 Season: 3 3x, last vs. FAU, 12/22/18  
 Career: 3 4x, last vs. FAU, 12/22/18  
 ACC: 2 4x, last vs. Va. Tech, 1/30/19
- Blocked Shots**  
 Season: 1 at Syracuse, 1/24/19  
 Career: 1 2x, last at Syracuse, 1/24/19  
 ACC: 1 2x, last at Syracuse, 1/24/19
- Field Goals**  
 Season: 10 NC State, 1/3/19  
 Career: 10 NC State, 1/3/19  
 ACC: 10 NC State, 1/3/19
- Field-Goal Attempts**  
 Season: 17 Lehigh, 11/9/18  
 Career: 17 Lehigh, 11/9/18  
 ACC: 16 2x, last vs. UNC, 1/19/19
- Free Throws**  
 Season: 14 Wake Forest, 1/12/19  
 Career: 14 Wake Forest, 1/12/19  
 ACC: 14 Wake Forest, 1/12/19
- Free-Throw Attempts**  
 Season: 14 Wake Forest, 1/12/19  
 Career: 14 Wake Forest, 1/12/19  
 ACC: 14 Wake Forest, 1/12/19
- 3-Point Field Goals**  
 Season: 4 3x, last vs. UNC, 1/19/19  
 Career: 4 4x, last vs. UNC, 1/19/19  
 ACC: 4 2x, last vs. UNC, 1/19/19
- 3-Point Field-Goal Attempts**  
 Season: 8 5x, last at Syracuse, 1/24/19  
 Career: 10 Syracuse, 2/17/18  
 ACC: 10 Syracuse, 2/17/18
- Minutes**  
 Season: 39 Lehigh, 11/9/18  
 Career: 39 Lehigh, 11/9/18  
 ACC: 37 Virginia Tech, 1/30/19

LYKES' CAREER STATISTICS												3-Point				Free Throws			Rebounds				Scoring		
Season	GP	GS	Min.	Avg.	FG	FGA	Pct.	FG	FGA	Pct.	FT	FTA	Pct.	Off.	Def.	Tot.	Avg.	PF	FO	Ast.	TO	Blk	Stl	Pts.	Avg.
2017-18	32	10	690	21.6	100	249	.402	48	139	.345	59	82	.720	3	36	39	1.2	70	0	75	58	1	25	307	9.6
2018-19	21	21	702	33.4	116	269	.431	38	117	.325	81	106	.764	8	46	54	2.6	49	0	72	65	1	31	351	16.7
<b>TOTAL</b>	<b>53</b>	<b>31</b>	<b>1392</b>	<b>26.3</b>	<b>216</b>	<b>518</b>	<b>.417</b>	<b>86</b>	<b>256</b>	<b>.336</b>	<b>140</b>	<b>188</b>	<b>.745</b>	<b>11</b>	<b>82</b>	<b>93</b>	<b>1.8</b>	<b>119</b>	<b>0</b>	<b>147</b>	<b>123</b>	<b>2</b>	<b>56</b>	<b>658</b>	<b>12.4</b>



# 13 ANTHONY MACK

R-Fr. • 6-6 • 214 • Guard  
 Las Vegas, Nevada  
 Univ. of Wyoming/Blair Academy (N.J.)

## 2018-19 HIGHLIGHTS

- Scored season-high nine points in 27 minutes against Wake Forest (1/12)
- Made first college start at Louisville (1/6)
- Played 27 minutes off bench in ACC opener against NC State (1/3)
- Scored six points against HBU (12/19) and eight against FAU (12/22)
- Played eight minutes in his Miami debut in season opener vs. Lehigh (11/9)
- Joined team this summer after transferring from Wyoming
- Granted waiver from NCAA to gain immediate eligibility following transfer

## CAREER HIGHS

### Points

Career: 9 Wake Forest, 1/12/19  
 ACC: 9 Wake Forest, 1/12/19

### Rebounds

Career: 4 Houston Baptist, 12/19/18  
 ACC: 3 2x, last vs. Wake Forest, 1/12/19

### Assists

Career: 4 at Florida State, 1/9/19  
 ACC: 4 at Florida State, 1/9/19

### Steals

Career: 2 Virginia Tech, 1/30/19  
 ACC: 2 Virginia Tech, 1/30/19

### Blocked Shots

Career: 1 Wake Forest, 1/12/19  
 ACC: 1 Wake Forest, 1/12/19

### Field Goals

Career: 3 2x, last vs. Wake Forest, 1/12/19  
 ACC: 3 Wake Forest, 1/12/19

### Field-Goal Attempts

Career: 7 2x, last vs. Wake Forest, 1/12/19  
 ACC: 7 2x, last vs. Wake Forest, 1/12/19

### Free Throws

Career: 1 Wake Forest, 1/12/19  
 ACC: 1 Wake Forest, 1/12/19

### Free-Throw Attempts

Career: 2 Wake Forest, 1/12/19  
 ACC: 2 Wake Forest, 1/12/19

### 3-Point Field Goals

Career: 2 4x, last at Syracuse, 1/24/19  
 ACC: 2 2x, last at Syracuse, 1/24/19

### 3-Point Field-Goal Attempts

Career: 6 NC State, 1/3/19  
 ACC: 6 NC State, 1/3/19

### Minutes


Career: 27 2x, last vs. Wake Forest, 1/12/19  
 ACC: 27 2x, last vs. Wake Forest, 1/12/19

## 2018-19 GAME-BY-GAME

	GS	Min	FG	Pct	3FG	Pct	FT	Pct	O-D-T	Avg	PF	FO	A	TO	Blk	Stl	Pts	Avg
Lehigh	8	0-4	.000	0-4	.000	0-0	.000	0-0-0	0.0	1	0	0	0	0	0	0	0	0.0
SFA	DNP																	
Bethune-Cookman	DNP																	
vs La Salle	15	2-4	.500	1-2	.500	0-0	.000	0-0-0	0.0	3	0	0	0	2	0	1	5	2.5
vs Fresno State	5	0-1	.000	0-0	.000	0-0	.000	0-0-0	0.0	1	0	1	0	0	0	0	0	1.7
vs Seton Hall	DNP																	
Rutgers	DNP (illness)																	
vs Yale	12	0-3	.000	0-1	.000	0-0	.000	0-2-2	0.5	1	0	0	0	1	0	0	0	1.3
at Penn	9	0-1	.000	0-1	.000	0-0	.000	0-1-1	0.6	0	0	0	0	0	0	0	0	1.0
Houston Baptist	17	2-5	.400	2-5	.400	0-0	.000	2-2-4	1.2	2	0	2	1	0	0	0	6	1.8
Florida Atlantic	21	3-4	.750	2-3	.667	0-0	.000	0-0-0	1.0	2	0	2	0	0	0	1	8	2.7
Campbell	14	1-2	.500	1-2	.500	0-0	.000	0-0-0	0.9	0	0	1	0	0	0	0	3	2.8
NC State	27	2-7	.286	1-6	.167	0-0	.000	0-2-2	1.0	2	0	0	0	0	0	1	5	3.0
at Louisville	* 21	1-3	.333	1-2	.500	0-0	.000	0-3-3	1.2	3	0	1	0	0	0	0	3	3.0
at Florida State	* 26	1-6	.167	0-3	.000	0-0	.000	0-2-2	1.3	0	0	4	0	0	0	0	2	2.9
Wake Forest	* 27	3-7	.429	2-5	.400	1-2	.500	0-3-3	1.4	1	0	1	3	1	1	9	3.4	
North Carolina	* 18	0-2	.000	0-2	.000	0-0	.000	0-1-1	1.4	2	0	0	1	0	0	0	0	3.2
at Syracuse	14	2-4	.500	2-2	1.000	0-0	.000	0-0-0	1.3	0	0	1	0	0	0	0	6	3.4
Florida State	* 19	0-3	.000	0-1	.000	0-0	.000	1-1-2	1.3	0	0	0	0	0	0	0	0	3.1
Virginia Tech	18	2-7	.286	1-5	.200	0-0	.000	0-0-0	1.3	1	0	2	1	0	2	5	3.3	
at Virginia	6	0-1	.000	0-1	.000	0-0	.000	0-0-0	1.2	0	0	0	1	0	0	0	0	3.1

## MACK'S CAREER STATISTICS

Season	GP	GS	Min.	Avg.	FG	FGA	Pct.	3-Point	Free Throws	Rebounds				Scoring										
								FG	FTA	Pct.	Off.	Def.	Tot.	Avg.	PF	FO	Ast.	TO	Blk	Stl	Pts.	Avg.		
2018-19	17	5	27.7	16.3	19	64	.297	13	45	.289	1	2	3	17	20	1.2	19	0	15	10	1	6	52	3.1



# 1 DEJAN (DJ) VASILJEVIC

**Jr. • 6-3 • 184 • Guard**  
**Melbourne, Australia**  
**Australian Institute of Sport**

## CAREER

- With 172 career 3-pointers, he is 10th in career 3-point field goals made at Miami (needs two more to tie for eighth)
- Currently owns seventh-best career 3-point percentage (.387) in program history

## 2018-19 HIGHLIGHTS

- Third in ACC in 3-pointers (54) and 3-pointers per game (2.57) and seventh in 3-point percentage (.400)
- Had streak of 33 consecutive games with at least one 3-pointer made snapped on Feb. 2 at Virginia (at the time, was longest active streak in ACC, third longest in program history and 20th longest in ACC history)
- Hit three or more 3-pointers in 11 games this season
- Hit season-high five 3-pointers and scored 19 points at Louisville (1/6)
- Averaged 11.7 ppg and 5.7 rpg in three games at Wooden Legacy
- Hit four 3-pointers and scored 16 points in season opener against Lehigh (11/9)

Opponent	2017-18			2016-17			
	P	R	A	P	R	A	
Gard-Webb	7	2	0	WCU	11	2	2
Navy	16	3	0	at North Florida	13	1	0
Florida A&M	15	4	2	Penn	11	0	1
vs. La Salle	8	1	0	vs Stanford	3	1	1
N. Florida	2	2	0	vs Iowa State	5	0	0
at Minnesota	11	2	0	vs Florida	0	0	0
vs. Princeton	20	3	1	Rutgers	3	1	1
Boston U.	15	5	0	vs Wofford	6	2	0
at GW	10	1	0	SC State	17	2	2
at Hawai'i	6	3	0	FAU	2	2	0
vs. NMSU	15	5	1	GW	6	3	0
vs. MTSU	13	5	1	Columbia	3	1	1
at Pitt	3	2	0	NC State	3	2	0
at Ga. Tech	3	1	0	at Syracuse	18	0	0
FSU	8	3	4	Notre Dame	3	0	1
at Clemson	0	0	0	at Pittsburgh	6	2	1
Duke	0	2	0	at Wake Forest	3	0	0
at NC State	6	4	0	at Duke	0	1	0
Louisville.	0	0	0	Boston College	3	1	0
at FSU	20	2	0	North Carolina	3	1	0
Pittsburgh	8	3	0	Florida State	3	1	0
at Va. Tech	14	1	0	at NC State	0	1	0
Wake Forest	9	5	1	Virginia Tech	5	1	0
at BC	17	6	0	at Louisville	3	0	0
Virginia	5	0	0	Georgia Tech	13	2	1
Syracuse	6	3	1	Clemson	5	3	1
at ND	3	0	0	at Virginia	10	4	0
BC	8	2	1	Duke	0	2	0
at UNC	10	3	0	at Virginia Tech	9	1	0
Va. Tech	16	1	1	vs Florida State	9	3	0
vs. UNC	6	1	0	vs Syracuse	13	1	1
vs. Loyola	9	5	1	vs North Carolina	6	1	1
				vs Michigan St.	2	2	1


## 2018-19 GAME-BY-GAME

	GS	Min	FG	Pct	3FG	Pct	FT	Pct	O-D-T	Avg	PF	FO	A	TO	Bk	Stl	Pts	Avg
Lehigh	*	26	5-10	.500	4-7	.571	2-2	1.000	0-3-3	3.0	3	0	2	2	0	0	16	16.0
Stephen F. Austin	*	30	4-9	.444	4-7	.571	5-5	1.000	1-3-4	3.5	3	0	0	1	0	0	17	16.5
Bethune-Cookman	*	32	5-12	.417	4-9	.444	6-6	1.000	2-3-5	4.0	1	0	2	2	0	3	20	17.7
vs La Salle	*	28	5-8	.625	3-5	.600	2-2	1.000	0-7-7	4.8	0	0	3	2	0	0	15	17.0
vs Fresno State	*	38	4-10	.400	4-7	.571	0-0	.000	1-4-5	4.8	2	0	1	2	0	0	12	16.0
vs Seton Hall	*	34	3-8	.375	2-5	.400	0-0	.000	0-5-5	4.8	0	0	5	0	0	0	8	14.7
Rutgers	*	38	1-8	.125	1-6	.167	0-0	.000	2-1-3	4.6	3	0	0	2	0	0	3	13.0
vs Yale		28	5-12	.417	4-10	.400	3-3	1.000	1-5-6	4.8	3	0	1	1	0	1	17	13.5
at Penn	*	34	4-7	.571	2-5	.400	0-0	.000	2-1-3	4.6	3	0	0	0	0	0	10	13.1
Houston Baptist	*	34	4-12	.333	3-10	.300	2-2	1.000	1-4-5	4.6	2	0	4	0	0	0	13	13.1
Florida Atlantic	*	33	3-7	.429	3-7	.429	0-0	.000	0-5-5	4.6	0	0	3	1	0	1	9	12.7
Campbell	*	34	3-5	.600	1-3	.333	3-4	.750	1-3-4	4.6	1	0	2	3	0	0	10	12.5
NC State	*	27	1-5	.200	1-4	.250	3-4	.750	0-3-3	4.5	1	0	1	0	0	1	6	12.0
at Louisville		32	7-11	.636	5-8	.625	0-0	.000	0-4-4	4.4	3	0	0	0	0	0	19	12.5
at Florida State		29	2-6	.333	2-6	.333	0-1	.000	2-3-5	4.5	2	0	1	0	0	0	6	12.1
Wake Forest		26	5-9	.556	4-8	.500	0-0	.000	0-4-4	4.4	1	0	0	0	0	0	14	12.2
North Carolina		22	1-5	.200	1-2	.500	0-0	.000	1-2-3	4.4	1	0	0	1	0	1	3	11.6
at Syracuse	*	33	4-9	.444	3-8	.375	0-0	.000	3-5-8	4.6	1	0	1	0	0	0	11	11.6
Florida State		35	4-11	.364	1-8	.125	3-3	1.000	0-3-3	4.5	2	0	0	0	0	2	12	11.6
Virginia Tech	*	31	3-9	.333	2-7	.286	0-0	.000	0-1-1	4.3	3	0	2	0	0	0	8	11.5
at Virginia	*	16	0-3	.000	0-3	.000	0-0	.000	0-2-2	4.2	0	0	0	1	0	1	0	10.9

## SEASON/CAREER HIGHS

- Points**  
 Season: 20 Bethune-Cookman, 11/17/18  
 Career: 20 3x, last vs. Bethune, 11/17/18  
 ACC: 20 at Florida State, 1/27/18
- Rebounds**  
 Season: 8 at Syracuse, 1/24/19  
 Career: 8 at Syracuse, 1/24/19  
 ACC: 8 at Syracuse, 1/24/19
- Assists**  
 Season: 5 vs. Seton Hall, 11/25/18  
 Career: 5 vs. Seton Hall, 11/25/18  
 ACC: 4 Florida State, 1/7/18
- Steals**  
 Season: 3 Bethune-Cookman, 11/17/18  
 Career: 3 Bethune-Cookman, 11/17/18  
 ACC: 2 3x, last vs. Florida State, 1/27/19
- Blocked Shots**  
 Season: -  
 Career: 1 3x, last vs. Boston U., 12/5/17  
 ACC: -
- Field Goals**  
 Season: 7 at Louisville, 1/6/19  
 Career: 7 3x, last at Louisville, 1/6/19  
 ACC: 7 2x, last at Louisville, 1/6/19
- Field-Goal Attempts**  
 Season: 12 3x, last vs. HBU, 12/19/18  
 Career: 13 vs. South Carolina State, 12/6/16  
 ACC: 12 2x, last at BC, 2/10/18
- Free Throws**  
 Season: 6 Bethune-Cookman, 11/17/18  
 Career: 6 Bethune-Cookman, 11/17/18  
 ACC: 3 2x, last vs. Florida State, 1/27/19
- Free-Throw Attempts**  
 Season: 6 Bethune-Cookman, 11/17/18  
 Career: 6 Bethune-Cookman, 11/17/18  
 ACC: 4 NC State, 1/3/19
- 3-Point Field Goals**  
 Season: 5 at Louisville, 1/6/19  
 Career: 6 2x, last at Florida St., 1/27/18  
 ACC: 6 2x, last at Florida St., 1/27/18
- 3-Point Field-Goal Attempts**  
 Season: 10 2x, last vs. HBU, 12/19/18  
 Career: 12 at Syracuse, 1/4/17  
 ACC: 12 at Syracuse, 1/4/17
- Minutes**  
 Season: 38 2x, last vs. Rutgers, 11/28/18  
 Career: 38 2x, last vs. Rutgers, 11/28/18  
 ACC: 35 3x, last vs. Florida State, 1/27/19

VASILJEVIC'S CAREER STATISTICS										3-Point			Free Throws			----- Rebounds -----				Scoring					
Season	GP	GS	Min.	Avg.	FG	FGA	Pct.	FG	FGA	Pct.	FT	FTA	Pct.	Off.	Def.	Tot.	Avg.	PF	FO	Ast.	TO	Bk	Stl	Pts.	Avg.
2016-17	33	0	577	17.5	65	182	.357	51	146	.349	16	20	.800	5	39	44	1.3	31	0	15	13	1	11	197	6.0
2017-18	32	20	731	22.8	104	231	.450	67	163	.411	14	16	.875	15	65	80	2.5	49	0	14	16	2	13	289	9.0
2018-19	21	15	640	30.5	73	176	.415	54	135	.400	29	32	.906	17	71	88	4.2	35	0	28	18	0	10	229	10.9
<b>TOTAL</b>	<b>86</b>	<b>35</b>	<b>1948</b>	<b>22.7</b>	<b>242</b>	<b>589</b>	<b>.411</b>	<b>172</b>	<b>444</b>	<b>.387</b>	<b>59</b>	<b>68</b>	<b>.868</b>	<b>37</b>	<b>175</b>	<b>212</b>	<b>2.5</b>	<b>115</b>	<b>0</b>	<b>57</b>	<b>47</b>	<b>3</b>	<b>34</b>	<b>715</b>	<b>8.3</b>



# 21 SAM WAARDENBURG

**R-So. • 6-10 • 216 • Forward**  
**Henderson, New Zealand**  
**Rangitoto College**

## 2018-19 HIGHLIGHTS

- Scored 10 points in 36 minutes at Virginia (2/2)
- Recorded nine points in 30 minutes against Virginia Tech (1/30)
- Scored 13 points on 4-for-4 shooting against Florida State (1/27)
- Grabbed career-high nine rebounds and added six points and three assists in 26 minutes against Wake Forest (1/12)
- Recorded eight rebounds at Louisville (1/6)
- Scored career-high 14 points in 37 minutes at Penn (12/4)
- Averaged 7.0 ppg and 4.3 rpg in three games at Wooden Legacy
- Made first career start and scored 11 points with career-high five rebounds in career-high 28 minutes in season opener against Lehigh (11/9)

## 2018-19 GAME-BY-GAME

	GS	Min	FG	Pct	3FG	Pct	FT	Pct	O-D-T	Avg	PF	FO	A	TO	Blk	Stl	Pts	Avg
Lehigh	*	28	3-7	.429	1-2	.500	4-4	1.000	3-2-5	5.0	1	0	2	1	0	1	11	11.0
Stephen F. Austin	*	33	1-6	.167	0-2	.000	0-1	.000	0-4-4	4.5	3	0	5	2	0	1	2	6.5
Bethune-Cookman	*	27	4-6	.667	0-1	.000	0-1	.000	1-3-4	4.3	3	0	1	0	0	0	8	7.0
vs La Salle	*	28	4-10	.400	1-3	.333	1-2	.500	1-3-4	4.3	0	0	2	2	1	0	10	7.8
vs Fresno State	*	24	1-5	.200	0-2	.000	4-5	.800	1-3-4	4.2	2	0	0	0	0	1	6	7.4
vs Seton Hall		24	2-4	.500	0-1	.000	1-2	.500	0-5-5	4.3	1	0	0	2	0	1	5	7.0
Rutgers		17	1-7	.143	0-3	.000	0-0	.000	1-2-3	4.1	0	0	0	2	0	0	2	6.3
vs Yale		6	0-0	.000	0-0	.000	0-0	.000	0-0-0	3.6	1	0	0	0	0	0	0	5.5
at Penn	*	37	5-7	.714	2-3	.667	2-3	.667	2-1-3	3.6	2	0	0	1	0	0	14	6.4
Houston Baptist	*	24	2-3	.667	0-1	.000	2-2	1.000	1-2-3	3.5	4	0	1	1	1	1	6	6.4
Florida Atlantic	*	29	1-5	.200	1-4	.250	1-2	.500	0-2-2	3.4	1	0	1	2	0	0	4	6.2
Campbell	*	27	1-4	.250	0-1	.000	0-0	.000	0-4-4	3.4	4	0	1	2	1	1	2	5.8
NC State	*	15	0-2	.000	0-1	.000	0-0	.000	0-0-0	3.2	4	0	0	1	0	0	0	5.4
at Louisville		25	1-5	.200	0-2	.000	0-0	.000	4-4-8	3.5	2	0	1	2	0	0	2	5.1
at Florida State		14	0-0	.000	0-0	.000	4-4	1.000	0-0-0	3.3	0	0	0	0	0	0	4	5.1
Wake Forest		26	2-4	.500	1-1	1.000	1-2	.500	3-6-9	3.6	0	0	3	0	0	0	6	5.1
North Carolina		26	2-3	.667	1-2	.500	0-1	.000	1-2-3	3.6	1	0	3	1	0	0	5	5.1
at Syracuse	*	22	0-2	.000	0-1	.000	0-0	.000	1-2-3	3.6	3	0	1	5	0	0	0	4.8
Florida State		24	4-4	1.000	2-2	1.000	3-4	.750	0-2-2	3.5	4	0	1	1	0	0	13	5.3
Virginia Tech		30	2-7	.286	1-2	.500	4-4	1.000	3-3-6	3.6	2	0	3	0	0	2	9	5.5
at Virginia		36	4-9	.444	1-3	.333	1-2	.500	1-2-3	3.6	3	0	0	1	1	1	10	5.7

## 2017-18

Opponent	P	R	A
Gard-Webb	DNP		
Navy	DNP		
Florida A&M	DNP		
vs. La Salle	7	2	0
N. Florida	9	6	1
at Minnesota	0	1	0
vs. Princeton	0	4	0
Boston U.	0	2	0
at GW	DNP		
at Hawai'i	DNP		
vs. NMSU	0	0	0
vs. MTSU	DNP		
at Pitt	DNP		
at Ga. Tech	DNP		
FSU	DNP		
at Clemson	DNP		
Duke	DNP		
at NC State	0	0	0
Louisville.	0	7	1
at FSU	5	1	0
Pittsburgh	4	4	1
at Va. Tech	3	5	0
Wake Forest	12	3	1
at BC	6	0	0
Virginia	6	0	0
Syracuse	2	4	0
at ND	6	2	0
BC	4	6	1
at UNC	3	2	4
Va. Tech	0	5	1
vs. UNC	2	3	3
Loyola	0	2	4

## SEASON/CAREER HIGHS

### Points

Season: 14 at Penn, 12/4/18  
 Career: 14 at Penn, 12/4/18  
 ACC: 13 Florida State, 1/27/19

### Rebounds

Season: 9 Wake Forest, 1/12/19  
 Career: 9 Wake Forest, 1/12/19  
 ACC: 9 Wake Forest, 1/12/19

### Assists

Season: 5 Stephen F. Austin, 11/13/18  
 Career: 5 Stephen F. Austin, 11/13/18  
 ACC: 4 at North Carolina, 2/27/18

### Steals

Season: 2 Virginia Tech, 1/30/19  
 Career: 3 at Boston College, 2/10/18  
 ACC: 3 at Boston College, 2/10/18

### Blocked Shots

Season: 1 4x, last at Virginia, 2/2/19  
 Career: 2 vs. North Carolina, 3/8/18  
 ACC: 1 5x, last at Virginia, 2/2/19

### Field Goals

Season: 4 4x, last at Virginia, 2/2/19  
 Career: 4 5x, last at Virginia, 2/2/19  
 ACC: 4 2x, last at Virginia, 2/2/19

### Field-Goal Attempts

Season: 10 La Salle, 11/22/18  
 Career: 10 La Salle, 11/22/18  
 ACC: 9 at Virginia, 2/2/19

### Free Throws

Season: 4 4x, last vs. Virginia Tech, 1/30/19  
 Career: 4 4x, last vs. Virginia Tech, 1/30/19  
 ACC: 4 2x, last vs. Virginia Tech, 1/30/19

### Free-Throw Attempts

Season: 5 vs. Fresno State, 11/23/18  
 Career: 5 vs. Fresno State, 11/23/18  
 ACC: 4 4x, last vs. Virginia Tech, 1/30/19

### 3-Point Field Goals

Season: 2 2x, last vs. Florida State, 1/27/19  
 Career: 3 Wake Forest, 2/7/18  
 ACC: 3 Wake Forest, 2/7/18

### 3-Point Field-Goal Attempts

Season: 4 Florida Atlantic, 12/22/18  
 Career: 4 3x, last vs. FAU, 12/22/18  
 ACC: 4 2x, last at Notre Dame, 2/19/18

### Minutes

Season: 37 at Penn, 12/4/18  
 Career: 37 at Penn, 12/4/18  
 ACC: 36 at Virginia, 2/2/19

WAARDENBURG'S CAREER STATISTICS										3-Point				Free Throws			Rebounds				Scoring				
Season	GP	GS	Min.	Avg.	FG	FGA	Pct.	FG	FGA	Pct.	FT	FTA	Pct.	Off.	Def.	Tot.	Avg.	PF	FO	Ast.	TO	Blk	Stl	Pts.	Avg.
2017-18	21	0	310	14.8	24	58	.414	14	32	.438	7	8	.875	26	33	59	2.8	31	0	17	14	9	10	69	3.3
2018-19	21	11	522	24.9	40	100	.400	11	37	.297	28	39	.718	23	52	75	3.6	41	0	25	26	4	9	119	5.7
<b>TOTAL</b>	<b>42</b>	<b>11</b>	<b>832</b>	<b>19.8</b>	<b>64</b>	<b>158</b>	<b>.405</b>	<b>25</b>	<b>69</b>	<b>.362</b>	<b>35</b>	<b>47</b>	<b>.745</b>	<b>49</b>	<b>85</b>	<b>134</b>	<b>3.2</b>	<b>72</b>	<b>0</b>	<b>42</b>	<b>40</b>	<b>13</b>	<b>19</b>	<b>188</b>	<b>4.5</b>

# 2018-19 MIAMI BASKETBALL ROSTER

## NUMERICAL

No.	Name	Yr.	Pos.	Ht.	Wt.	Hometown/Previous School
0	Chris Lykes	So.	G	5-7	157	Mitchellville, Md./Gonzaga College HS
1	Dejan (DJ) Vasiljevic	Jr.	G	6-3	184	Melbourne, Australia/Australian Institute of Sport
2	Willie Herenton	So.	G	6-1	178	Lincolnshire, Ill./Stevenson HS
3	Anthony Lawrence II	Sr.	G	6-7	207	St. Petersburg, Fla./Lakewood Senior HS
5	Zach Johnson	R-Sr.	G	6-2	192	Miami, Fla./Florida Gulf Coast Univ./Norland HS
10	Dominic Proctor	So.	G	6-6	190	Las Vegas, Nev./Bishop Gorman HS
13	Anthony Mack	R-Fr.	G	6-6	214	Las Vegas, Nev./Wyoming/Blair Academy (N.J.)
14	Rodney Miller Jr.	Jr.	C	7-0	255	Laurelton, N.Y./Oak Hill Academy
15	Ebuka Izundu	Sr.	C	6-10	232	Charlotte, N.C./Victory Christian Center
21	Sam Waardenburg	R-So.	F	6-10	216	Auckland, New Zealand/Rangitoto College
22	Deng Gak	R-Fr.	F	6-10	211	Sydney, Australia/Blair Academy (N.J.)
23	Kameron McGusty <sup>^</sup>	Jr.	G	6-5	192	Katy, Texas/Oklahoma/Sunrise Christian Acad. (Kan.)

## ALPHABETICAL

No.	Name	Yr.	Pos.	Ht.	Wt.	Hometown/Previous School
2	Willie Herenton	So.	G	6-1	178	Lincolnshire, Ill./Stevenson HS
22	Deng Gak	R-Fr.	F	6-10	211	Sydney, Australia/Blair Academy (N.J.)
15	Ebuka Izundu	Sr.	C	6-10	232	Charlotte, N.C./Victory Christian Center
5	Zach Johnson	R-Sr.	G	6-2	192	Miami, Fla./Florida Gulf Coast Univ./Norland HS
3	Anthony Lawrence II	Sr.	G	6-7	207	St. Petersburg, Fla./Lakewood Senior HS
0	Chris Lykes	So.	G	5-7	157	Mitchellville, Md./Gonzaga College HS
13	Anthony Mack	R-Fr.	G	6-6	214	Las Vegas, Nev./Wyoming/Blair Academy (N.J.)
23	Kameron McGusty <sup>^</sup>	Jr.	G	6-5	192	Katy, Texas/Oklahoma/Sunrise Christian Acad. (Kan.)
14	Rodney Miller Jr.	Jr.	C	7-0	255	Laurelton, N.Y./Oak Hill Academy
10	Dominic Proctor	So.	G	6-6	190	Las Vegas, Nev./Bishop Gorman HS
1	Dejan (DJ) Vasiljevic	Jr.	G	6-3	184	Melbourne, Australia/Australian Institute of Sport
21	Sam Waardenburg	R-So.	F	6-10	216	Auckland, New Zealand/Rangitoto College

<sup>^</sup> sitting out 2018-19 season per NCAA transfer regulations

**Head Coach:** Jim Larrañaga, Providence '71, eighth season

**Associate Head Coach:** Chris Caputo, Westfield State (Mass.) '02, eighth season

**Assistant Coach:** Alvin "Pooh" Williamson, Tulsa '95, first season

**Assistant Coach:** Adam Fisher, Penn State '06, fourth season

**Director of Operations:** Lamont Franklin, UNC Wilmington '97, second season

**Strength & Conditioning Coach:** Casey Cathrall, Ithaca College '12, first season

**Athletic Trainer:** Javier Jimenez, Temple '06, third season

**Associate Director of Operations:** Jeff Dyer, Delaware '14, second season

## PRONUNCIATION GUIDE

Gak..... Gack  
 Herenton..... HAIR-un-tun  
 Ebuka Izundu..... ee-BOO-kuh ee-ZOON-du  
 DJ Vasiljevic ..... Vuh-SEE-luh-vitch  
 Waardenburg ..... WAR-dun-berg

HC Jim Larrañaga ..... LARE-uh-NAY-guh  
 AC Chris Caputo..... Cuh-POO-toe  
 SC Casey Cathrall ..... Cuh-THRALL  
 AT Javier Jimenez..... Hah-VEE-air Him-EN-ez

## ROSTER BY CLASS

### Seniors (3)

Ebuka Izundu  
 Zach Johnson  
 Anthony Lawrence II

### Sophomores (4)

Willie Herenton  
 Chris Lykes  
 Dominic Proctor

### Juniors (3)

Kameron McGusty  
 Rodney Miller Jr.  
 DJ Vasiljevic

Sam Waardenburg

### Freshmen (2)

Deng Gak  
 Anthony Mack

## ROSTER BY STATE

2 Florida  
 2 Nevada  
 1 Illinois  
 1 Maryland  
 1 New York  
 1 Texas

## ROSTER BY COUNTRY

8 United States  
 2 Australia  
 1 New Zealand  
 1 Nigeria

## GEOGRAPHIC BREAKDOWN

### UNITED STATES

#### Florida

Zach Johnson  
 Anthony Lawrence II

#### Illinois

Willie Herenton

#### Maryland

Chris Lykes

#### Nevada

Anthony Mack  
 Dominic Proctor

#### New York

Rodney Miller Jr.

#### Texas

Kameron McGusty

## INTERNATIONAL

### Australia

DJ Vasiljevic  
 Deng Gak

### New Zealand

Sam Waardenburg

### Nigeria

Ebuka Izundu

# TV/RADIO ROSTER



**0 CHRIS LYKES**  
So. • G • 5-7 • 157  
Mitchellville, Md.  
Gonzaga College HS



**1 DEJAN (DJ) VASILJEVIC**  
Jr. • G • 6-3 • 184  
Melbourne, Australia  
Australian Institute of Sport



**2 WILLIE HERENTON**  
So. • G • 6-1 • 178  
Lincolnshire, Ill.  
Stevenson HS




**3 ANTHONY LAWRENCE II**  
Sr. • G • 6-7 • 207  
St. Petersburg, Fla.  
Lakewood Senior HS




**5 ZACH JOHNSON**  
R-Sr. • G • 6-2 • 192  
Miami, Fla.  
Florida Gulf Coast/Norland HS



**10 DOMINIC PROCTOR**  
So. • G • 6-6 • 190  
Las Vegas, Nev.  
Bishop Gorman HS




**13 ANTHONY MACK**  
R-Fr. • G • 6-6 • 214  
Las Vegas, Nev.  
Wyoming/Blair Academy (N.J.)



**14 RODNEY MILLER JR.**  
Jr. • C • 7-0 • 255  
Laurelton, N.Y.  
Oak Hill Academy



**15 EBUKA IZUNDU**  
Sr. • C • 6-10 • 232  
Charlotte, N.C.  
Victory Christian Center



**21 SAM WAARDENBURG**  
R-So. • F • 6-10 • 216  
Auckland, New Zealand  
Rangitoto College



**22 DENG GAK**  
R-Fr. • F • 6-10 • 211  
Sydney, Australia  
Blair Academy (N.J.)



**23 KAMERON MCGUSTY**  
Jr. • G • 6-5 • 192  
Katy, Texas  
Oklahoma/Sunrise Christian Acad. (Kan.)



**JIM LARRAÑAGA**  
Head Coach



**CHRIS CAPUTO**  
Associate Head Coach



**ALVIN "POOH" WILLIAMSON**  
Assistant Coach



**ADAM FISHER**  
Assistant Coach



**LAMONT FRANKLIN**  
Director of Operations