

NEBRASKA BASKETBALL

2013-14 Game Notes



Game #7 vs. Miami (Fla.)
Game Date Dec. 4, 2013
Tipoff Time 8:35 p.m. (CT)
Venue Pinnacle Bank Arena
Capacity 15,000

Media Relations Contact: Shamus McKnight
Office: 402-472-7772 | **Cell:** 402-540-0268
E-mail: smcknight@huskers.com



@HuskerHoops
 @CoachMiles



HuskerHoops



NebraskaBasketball



HUSKERS HOST HURRICANES IN BIG TEN/ACC CHALLENGE

The Nebraska basketball team begins one of its biggest weeks in the non-conference schedule Wednesday night, as the Huskers play host to defending ACC Champion Miami as part of the 2013 Big Ten/ACC Challenge Presented by DICK's Sporting Goods.

Tipoff is set for 8:35 p.m. (central) and the contest will be broadcast nationally on ESPNU with Mark Neely and Tim McCormick on the call. The game will also be available on the WatchESPN app for iOS or android devices.

Wednesday's matchup with the Hurricanes will be carried across the state on the 27-station Husker Sports Network with Kent Pavelka and Matt Davison calling all of the action, including flagship stations KLIN (1400 AM/94.5 FM) and KFAB (1110 AM). The game can be heard for free on Huskers.com and is available on the Huskers' app on iOS or android devices.

A very limited number of tickets are available in the 200 and 300 Levels with prices ranging from \$7-\$15. Visit Huskers.com or call 800-8-BIGRED for more information.

The Huskers come into Wednesday's game with a 5-2 record following a 63-58 win over Northern Illinois on Saturday afternoon. Nebraska saw a 13-point second-half lead cut to one, but were able to hold

on behind efforts from Leslee Smith and Deverell Biggs. Smith had 13 points, nine rebounds and three steals, including a key offensive rebound and putback late after NIU cut the lead to two. Biggs finished with season bests in both points (18) and rebounds (four) while going 6-of-8 from the line, including four straight free throws in the final minute to preserve the win.

It has been no surprise that Nebraska has gotten strong bench play in recent weeks since Ray Gallegos and Deverell Biggs returned to the fold on Nov. 17. Over the last five games, the Huskers are averaging 36.4 points per game off the bench. Biggs is averaging 12.0 points off the bench for the Huskers, while Gallegos is chipping in 8.0 points per game, including a team-high 12 3-pointers. Biggs is one of three Huskers averaging double figures entering Wednesday's game, joining sophomores Terran Petteway (16.0 ppg) and Shavon Shields (12.4 ppg).

Miami comes to Lincoln with a 5-3 record after a 2-1 showing at the Wooden Legacy in Anaheim. The Hurricanes are rebuilding after graduating all five starters from a team that won 29 games and reached the NCAA Sweet 16 in 2012-13. The Hurricanes are coming off their most impressive win of the year, overcoming a 10-point deficit to down Arizona State, 60-57, on Sunday.

2013-14 NEBRASKA SCHEDULE

Date	Opponent	Time/Result
Nov. 4	Nebraska-Kearney-Exh. (BTDN)	W, 91-60
Nov. 8	Florida Gulf Coast (BTN)	W, 79-55
Nov. 12	Western Illinois (BTDN)	W, 62-47
Nov. 17	South Carolina State (BTDN)	W, 83-57
at Charleston Classic		
Nov. 21	vs. UMass (ESPN3)	L, 90-96
Nov. 22	vs. UAB (ESPN3)	L, 74-87
Nov. 24	vs. Georgia (ESPN3)	W, 73-65
Nov. 30	Northern Illinois (BTDN)	W, 63-58
Dec. 4	Miami (ESPNU)	8:30 p.m.
Dec. 8	at Creighton (Fox Sports 1)	5 p.m.
Dec. 14	Arkansas State (BTN)	3 p.m.
Dec. 21	The Citadel (BTDN)	7:30 p.m.
Dec. 28	at Cincinnati (ESPN2)	3 p.m.
Dec. 31	at Iowa # (BTN)	6 p.m.
Jan. 4	at Ohio State # (BTN)	11 a.m.
Jan. 9	Michigan # (ESPN/ESPN2)	8 p.m.
Jan. 12	at Purdue # (BTN)	TBA
Jan. 20	Ohio State # (BTN)	6 p.m.
Jan. 23	at Penn State # (ESPNU)	7 p.m.
Jan. 26	Minnesota # (BTN)	5 p.m.
Jan. 30	Indiana # (BTN)	7:15 p.m.
Feb. 5	at Michigan # (BTN)	5:30 p.m.
Feb. 8	at Northwestern # (ESPN3)	Noon
Feb. 12	Illinois # (BTN)	8 p.m.
Feb. 16	at Michigan State # (BTN)	2 p.m.
Feb. 20	Penn State # (ESPNU)	6 p.m.
Feb. 23	Purdue # (CBS/BTN)	TBA
Feb. 26	at Illinois # (BTN)	8 p.m.
March 1	Northwestern # (ESPNU)	4 p.m.
March 5	at Indiana # (BTN)	6 p.m.
March 9	Wisconsin # (BTN)	TBA
March 13-16	at Big Ten Tournament	TBA

#-Big Ten Conference game; BTDN - Big Ten Digital Network (online)
 All times are Central and times and dates are subject to change. All Husker regular-season games will be heard on the Husker Sports Network and Huskers.com.

PROBABLE STARTERS



3 - PARKER
 2.1 ppg, 1.4 apg



5 - PETTEWAY
 16.0 ppg, 5.1 rpg, 1.1 apg



31 - SHIELDS
 12.4 ppg, 5.1 rpg, 1.7 apg



2 - RIVERS
 3.1 ppg, 1.7 rpg



35 - PITCHFORD
 8.4 ppg, 4.3 rpg

NEBRASKA CORNHUSKERS

2013-14 Record: 5-2, 0-0 Big Ten
 Head coach: Tim Miles

Record at Nebraska: 20-20 (2nd year)
 Career Record: 303-240 (19th year)



MIAMI HURRICANES

2013-14 Record: 5-3, 0-0 ACC
 Head Coach: Jim Larrañaga

Record at Miami: 54-23 (3rd year)
 Career Record: 524-357 (30th year)



HUSKERS ON TV/RADIO/INTERNET

Television: ESPNU

(DirecTV Ch. 208, Dish Ch. 141, Ch. 235 on Time Warner Cable; Ch. 220 on Cox Cable)

Play-by-play: Mark Neely

Expert Analysis: Tim McCormick

Online: WatchESPN app on android and iOS devices

Radio: IMG Husker Sports Radio Network, including KLIN (1400 AM/94.5 FM) in Lincoln, KFAB (1110 AM) in Omaha and KRVN (880 AM) in Lexington.

Play-by-play: Kent Pavelka

Expert Analysis: Matt Davison

Internet Radio/Stats: Free on Huskers.com

Satellite Radio: Sirius Ch. 108, XM Ch. 190

NEBRASKA CORNHUSKERS 2013-14 NUMERICAL ROSTER

No.	VL	Name	Pos.	Ht.	Wt.	Yr.	Hometown (High School/Previous Schools)
0		Tai Webster	G	6-4	194	Fr.	Auckland, New Zealand (Westlake Boys)
1		Deverell Biggs	G	6-0	175	Jr.	Omaha, Neb. (Central/Seward County CC)
2	**	David Rivers	F	6-7	198	Jr.	Little Rock, Ark. (Hall)
3	*	Benny Parker	G	5-9	166	So.	Kansas City, Kan. (Sumner Academy)
4		Nathan Hawkins	G	6-5	198	Fr.	Garland, Texas (Rowlett)
5		Terran Petteway	G/F	6-6	209	So.	Galveston, Texas (Ball/Texas Tech)
10	**	Trevor Menke	G	5-11	183	Jr.	Beatrice, Neb. (Beatrice)
12	*	Mike Peltz	G	6-3	202	Sr.	Alliance, Neb. (Alliance/Western Nebraska CC)
14	*	Sergej Vucetic	C	7-1	238	So.	Vrbas, Serbia (Prva Sportska Kosarkaska Gimnazija/AIM [Mich.] Prep)
15	***	Ray Gallegos	G	6-2	182	Sr.	Salt Lake City, Utah (West Jordan)
21		Leslee Smith	F	6-8	255	Jr.	Longlook, British Virgin Islands (Seward County CC/SMU)
23		Nick Fuller !	G/F	6-6	198	Fr.	Sun Prairie, Wis. (Sun Prairie)
31	*	Shavon Shields	G/F	6-7	219	So.	Olathe, Kan. (Northwest)
33		Tim Wagner !	G	6-3	188	Fr.	Galesville, Wis. (Gale-Ettrick-Trempealeau)
35		Walter Pitchford	F	6-10	234	So.	Grand Rapids, Mich. (East Lansing Summit Christian/Florida)
44	**	Kye Kurkowski	F	6-11	214	Jr.	Grant, Neb. (Perkins County)

!-Redshirting during 2013-14 season

2013-14 NEBRASKA COACHING AND SUPPORT STAFF

Head Coach: Tim Miles (University of Mary, 1989)

Assistant Coaches: Chris Harriman (Augusta State, 2003); Kenya Hunter (Duquesne, 1996);

Craig Smith (North Dakota, 1996);

Director of Basketball Operations: Jayden Olson

Video Coordinator: Gregory Eaton

Basketball Strength Coach: Tim Wilson

Administrative Coordinator: Teddy Owens

Athletic Trainer: R.J. Pietig

Equipment Manager: Pat Norris

2013-14 PRONUNCIATION GUIDE

Ray Gallegos GUY-eh-goes
Trevor Menke Men-key
Terran Petteway tur-RAHN PET-eh-way
Shavon Shields sha-VON
Sergej Vucetic SIR-gay vu-che-tich
Tai Webster Tie

TALE OF THE TAPE

Nebraska Cornhuskers

2013-14 Team Statistics (Record: 5-2)

	Nebraska	OPP
SCORING	524	465
Points per game	74.9	66.4
Scoring margin	+8.4	-
FIELD GOALS-ATT	172-387	154-360
Field goal pct	.444	.428
3 POINT FG-ATT	37-106	30-104
3-point FG pct	.349	.288
3-pt FG made per game	5.3	4.3
FREE THROWS-ATT	143-202	127-193
Free throw pct	.708	.658
F-Throws made per game	20.4	18.1
REBOUNDS	241	252
Rebounds per game	34.4	36.0
Rebounding margin	-1.6	-
ASSISTS	56	64
Assists per game	8.0	9.1
TURNOVERS	65	98
Turnovers per game	9.3	14.0
Turnover margin	+4.7	-
Assist/turnover ratio	0.9	0.7
STEALS	54	27
Steals per game	7.7	3.9
BLOCKS	25	22
Blocks per game	3.6	3.1

Miami Hurricanes

2013-14 Team Statistics (Record: 5-3)

	Miami	OPP
SCORING	466	449
Points per game	66.6	64.1
Scoring margin	+2.4	-
FIELD GOALS-ATT	170-411	163-381
Field goal pct	.414	.428
3 POINT FG-ATT	37-125	49-135
3-point FG pct	.296	.363
3-pt FG made per game	5.3	7.0
FREE THROWS-ATT	89-115	74-117
Free throw pct	.774	.632
F-Throws made per game	12.9	10.4
REBOUNDS	258	240
Rebounds per game	36.9	34.3
Rebounding margin	+2.6	-
ASSISTS	75	76
Assists per game	10.7	10.9
TURNOVERS	75	86
Turnovers per game	10.7	12.3
Turnover margin	+1.6	-
Assist/turnover ratio	1.0	0.9
STEALS	45	36
Steals per game	6.4	5.1
BLOCKS	31	16
Blocks per game	4.4	2.3

BY THE NUMBERS

1- Three-pointers that Ray Gallegos needs to tie for 10th on Nebraska's career 3-point chart. Gallegos enters Wednesday's game with 116 3-pointers in his career. Gallegos, who had a then-career-high 20 points at Wake Forest in the 2012 Big Ten ACC/Challenge, was held scoreless for the first time in 40 games on Saturday.

4- Nebraska was a perfect 4-0 on ESPN last season.

5- Nebraska has had five different players (Shavon Shields, Walter Pitchford, Ray Gallegos, Terran Petteway, and Deverell Biggs) lead the Huskers in scoring over the first seven contests.

6- Nebraska brings a six-game home winning streak into Wednesday's game, the longest home streak since a 14-game streak to begin the 2010-11 season.

8- Nebraska has posted an 8-0 record in games decided by five points or less over the last two seasons following Saturday's win over Northern Illinois.

MEDIA PLANNER ...

Note: Player availability following practice, contact Shamus McKnight for details.

Sunday
Dec. 1
def. Georgia, 73-65

Sunday
Dec. 8
at Creighton, 5 p.m.
Fox Sports 1/
Husker Sports Network

Monday
Dec. 2

PRACTICE
3 p.m. (Hendricks)

Tuesday
Dec. 3

PRACTICE
4 p.m. (PBA)

Wednesday
Dec. 4

vs. Miami, 8:30 p.m.
ESPN/
Husker Sports
Network

Thursday
Dec. 5

PRACTICE
TBA

Friday
Dec. 6

PRACTICE
3 p.m. (Hendricks)

Saturday
Dec. 7

PRACTICE
10 a.m. (Hendricks)

PROBABLE STARTERS AT A GLANCE



#3 Benny Parker | G | Fr. | 5-9 | 166 | Kansas Cty, Kan.

PPG: 2.1 | RPG: 1.1 | APG: 1.4 | SPG: 0.9

Worth Noting: Solid ball-handler who has a 5-to-1 assist to turnover ratio...Started the last two games and had two points and an assist vs. NIU...Had two assists and three steals vs. UAB...Had a career-high nine points and two steals vs. Florida Gulf Coast...Played in all 33 games last year, averaging 2.7 points and 2.1 assists per game...Ranked seventh on NU's single-season freshman assist list with 69...Four-year starter at Sumner Academy in Kansas City, leading the school to two Class 4A state titles...Averaged 24.8 points, 6.2 assists and 3.9 steals per game in 2011-12...Won the DiRenna Award for the top player in the KC Metro area.

Career Bests: Pts: 9 | Reb: 3 (7x) | Ast: 7 | Stl: 4



#5 Terran Petteway | G/F | So. | 6-6 | 209 | Galveston, Texas

PPG: 16.0 | RPG: 5.1 | APG: 1.1

Worth Noting: Sophomore tri-captain who is one of NU's hardest workers...Ranks ninth in the B1G in scoring and has led NU in scoring three times in last four games...Totaled 12 points and five rebounds vs. NIU...Had a career-high 30 points, including three 3-pointers, in loss to UMass...Totaled 21 points and five rebounds vs. UAB...Nearly recorded a double-double vs. Western Illinois with 13 points and nine boards...Chipped in 17 points vs. FGCU...Began his career at Texas Tech in 2011-12...Played in 27 games, making 11 starts and averaging 3.3 points and 2.1 rebounds per game...Grabbed a career-high 10 rebounds in an OT loss to Texas.

Career Bests (includes TT): Pts: 28 | Reb: 10 | Ast: 4 | Stl: 2 | Bl: 1 (5x)



#31 Shavon Shields | F | So. | 6-7 | 219 | Olathe, Kan.

PPG: 12.4 | RPG: 5.1 | APG: 1.7

Worth Noting: Sophomore who ranks first or second on team in scoring, assists and rebounds...Led NU in points (28), rebounds (6) and assists (3) vs. FGCU, hitting 8-of-13 shots to earn B1G Player of the Week and Lute Olson National Player of the Week...Held to season-low seven points vs. NIU...Started the final 19 games of 2012-13...Reached double figures eight times in 2012-13, including both Big Ten Tourney games, when he averaged 16.5 ppg on 61 pct. shooting and 5.5 rpg...2x Big Ten Freshman of the Week...Had first double-double vs. No. 8 Michigan St. with 19 points & 13 rebounds...Scored a career-high 29 points on 10-of-11 shooting at Penn State.

Career Bests: Pts: 29 | Reb: 13 | Ast: 3 (3x) | Bl: 3



#2 David Rivers | F | Jr. | 6-7 | 198 | Little Rock, Ark.

PPG: 3.1 | RPG: 1.7 | SPG: 1.6

Worth Noting: Started six of seven games...Is a role player who rebounds and defends well...Seventh in the Big Ten in steals per game...Has five career double-figure efforts, including season bests of 10 points, four rebounds and four steals vs. UMass...Played in all 33 games as a sophomore, starting 17 games...Totaled 13 points and six rebounds against No. 11 Ohio State...Made his first career start against No. 22 Michigan State on Jan. 13, 2013, and led NU with 18 points on 8-of-8 shooting and six rebounds...Enjoyed a breakout game against Central Michigan in 2012-13, scoring a career-high 20 points and grabbing seven rebounds.

Career Bests: Pts: 20 | Reb: 7 (2x) | Ast: 5 | Stl: 4 | Bl: 2 (2x)



#35 Walter Pitchford | F | So. | 6-10 | 234 | Grand Rapids, Mich.

2013-14: PPG: 8.4 | RPG: 4.3

Worth Noting: Athletic big man with 3-point range, where he is 10-of-22 to rank 7th in the Big Ten (.455)...Reached double figures three times, including 12 points on 5-of-8 shooting vs. Georgia...Set season bests in rebounds (8) and blocks (3) against Northern Illinois...Totaled 10 points and six rebounds vs. UAB...Paced NU with 14 points, including a trio of 3-pointers, vs. Western Illinois...Appeared in 13 games at Florida in 2011-12, helping the Gators reach the NCAA Elite Eight...Attended East Lansing (Mich.) Summit Christian Academy in 2010-11, averaging 17.4 points, 9.5 rebounds and 4.5 blocks per game.

Career Bests (includes UF): Pts: 14 | Reb: 8 | Ast: 2 | Bl: 3 | Stl: 2

RETURNING TEAM STATS FROM 2012-13

Pct. of scoring.....	49.7 (955/1,923)
Pct. of rebounds.....	41.2 (436/1041)
Pct. of field goals made.....	50.0 (354/708)
Pct. of field goals attempted.....	51.8 (902/1,741)
Pct. of 3-point FG made.....	65.5 (108/165)
Pct. of 3-point FG attempted.....	65.9 (354/537)
Pct. of free throws made.....	40.6 (139/342)
Pct. of free throws attempted.....	45.5 (225/494)
Pct. of assists.....	55.3 (180/325)
Pct. of steals.....	65.2 (109/167)
Pct. of blocked shots.....	35.9 (37/103)
Pct. of minutes.....	58.4 (3,856/6,600)

NOTE: All statistics based on returning player stats and percentage of overall team totals from 2012-2013 season.

2013-14 RETURNING STAT LEADERS

Points per game.....	Ray Gallegos – 12.5
Rebounds per game.....	Shavon Shields – 5.1
Assists per game.....	Benny Parker – 2.1
Steals per game.....	Ray Gallegos – 1.4
Blocked Shots per game.....	David Rivers – 0.4
Games Started.....	Ray Gallegos – 33
Minutes Played.....	Ray Gallegos – 1,237
Field Goals Made.....	Ray Gallegos – 150
Field Goal Pct.....	Shavon Shields – 47.1
Free Throws Made.....	Shavon Shields – 48
Free Throw Pct.....	Shavon Shields – 67.6
3-Pointers Made.....	Ray Gallegos – 83
3-Point Field Goal Pct.....	Shavon Shields – 35.9

ACTIVE CAREER LEADERS (AS OF DEC. 1)

Points.....	Ray Gallegos, 612
Rebounds.....	Shavon Shields, 180
3-Pointers.....	Ray Gallegos, 116
Field Goals.....	Ray Gallegos, 228
Free Throws.....	Shavon Shields, 85
Assists.....	Benny Parker, 79
Steals.....	Ray Gallegos, 68
Blocked Shots.....	Ray Gallegos, 22
Games Played.....	Ray Gallegos, 93
Games Starts.....	Ray Gallegos, 38
Minutes Played.....	Ray Gallegos, 2052

2013-14 TEAM LEADERS (AS OF DEC. 1)

Double-Figure Scoring Games:

Shields 5; Petteway 6; Pitchford 3; Smith 4; Gallegos 2; Webster 3; Biggs 3; Rivers 1

Double-Figure Rebounding Games:

Smith 2

Double-Doubles:

Smith 1

20-Point Games:

Petteway 2; Shields 1;

Games Leading NU in Scoring*:

Petteway 3; Shields 1; Pitchford 1; Gallegos 1; Biggs 1

Games Leading NU in Rebounding*:

Smith 4; Shields 1; Petteway 1; Pitchford 1

Games Leading NU in Assists*:

Shields 3; Petteway 2; Parker 2; Webster 2

Games Leading NU in Blocks*:

1 Smith 4; Shields 2; Vucetic 1; Biggs 1; Petteway 1; Pitchford

Games Leading NU in Steals*:

Rivers 4; Parker 2; Smith 3; Pitchford 1; Biggs 1

*includes ties



BIG TEN STANDINGS (DEC. 1, 2013)

Team	B1G	Pct.	Overall	Pct.
Illinois	0-0	.000	6-0	1.000
Michigan State	0-0	.000	6-0	1.000
Iowa	0-0	.000	5-0	1.000
Purdue	0-0	.000	5-0	1.000
Ohio State	0-0	.000	5-0	1.000
Indiana	0-0	.000	6-1	.857
Penn State	0-0	.000	5-1	.833
Minnesota	0-0	.000	5-2	.714
Michigan	0-0	.000	4-2	.667
Nebraska	0-0	.000	4-2	.667
Northwestern	0-0	.000	4-2	.667

THIS WEEK'S SCHEDULE

Date	Game	Time/Result
Dec. 3	Illinois at Georgia Tech	6:15 p.m.
	Indiana at Syracuse	6:15 p.m.
	Penn State at Pittsburgh	6:30 p.m.
	Notre Dame at Iowa	8:15 p.m.
	Michigan at Duke	8:15 p.m.
	Florida State at Minnesota	8:30 p.m.
Dec. 4	Maryland at Ohio State	6 p.m.
	Wisconsin at Virginia	6 p.m.
	Northwestern at North Carolina St.	6:30 p.m.
	North Carolina at Michigan State	8 p.m.
	Boston College at Purdue	8 p.m.
	Miami (Fla.) at Nebraska	8:30 p.m.
Dec. 7	Houston Baptist at Michigan	11 a.m.
	New Orleans at Minnesota	1 p.m.
	Eastern Michigan at Purdue	1 p.m.
	Marquette at Wisconsin	1:15 p.m.
	Marshall at Penn State	3 p.m.
	Central Connecticut St. at Ohio St.	3:30 p.m.
	W. Michigan at Northwestern	4 p.m.
	North Florida at Indiana	6:30 p.m.
	Drake vs. Iowa	7:30 p.m.
Dec. 8	Auburn vs. Illinois	2 p.m.
	Nebraska at Creighton	5 p.m.

BIG TEN WEEKLY TELECONFERENCE

The Big Ten Conference men's basketball coaches will participate in a weekly media-only teleconference during the 2013-14 season. The calls begin in December, followed by weekly teleconferences beginning in January. The schedule is as follows:

Monday, Dec. 9	Monday, Feb. 11
Monday, Jan. 6	Monday, Feb. 18
Monday, Jan. 13	Monday, Feb. 25
Monday, Jan. 20	Monday, March 4
Monday, Jan. 28	Monday, March 11
Monday, Feb. 4	

The teleconference begins at 9 a.m. Central Time. Contact the Big Ten Communications Office at (847) 696-1010 for the call in and replay phone numbers as well as the weekly passcode. The calls will also be available for play back roughly two hours after each teleconference through Wednesday of the week and also on Bigten.org.

9:00 a.m.	Tom Crean, Indiana
9:10 a.m.	Fran McCaffery, Iowa
9:20 a.m.	John Groce, Illinois
9:30 a.m.	Chris Collins, Northwestern
9:40 a.m.	Pat Chambers, Penn State
9:50 a.m.	Matt Painter, Purdue
10:00 a.m.	Tom Izzo, Michigan State
10:10 a.m.	Bo Ryan, Wisconsin
10:20 a.m.	John Beilein, Michigan
10:30 a.m.	Thad Matta, Ohio State
10:40 a.m.	Richard Pitino, Minnesota
10:50 a.m.	Tim Miles, Nebraska

SCOUTING MIAMI

Miami visits Pinnacle Bank Arena at the end of the Hurricanes' longest road trip of the season. The Hurricanes are 5-3 on the season after going 2-1 in the Wooden Legacy in Anaheim. After falling into the consolation bracket with a 71-63 loss to George Washington, the Hurricanes rebounded to beat host Cal State Fullerton (48-46) and Arizona State (60-57) to finish fifth in the tournament.

The Hurricanes enjoyed a historic season in 2012-13, going 29-7 and sweeping the ACC regular-season and tournament titles before reaching the Sweet 16. Miami was the first ACC team to win the outright regular-season title and tournament title in the same season since North Carolina in 2008.

Head Coach Jim Larrañaga's squad graduated all five starters and the program's top six players from last year, and the Hurricanes have been up and down during the early portion of the schedule. UM, which was picked to finish 12th in the ACC, saw a three-game win streak snapped against Central Florida in its final game before the road trip. Of Miami's eight games in 2013-14, five have been decided by five points or less and another one went into overtime.

Senior Rion Brown leads three Hurricanes in double figures, averaging 12.4 points, 7.1 rebounds and 3.0 assists per game. Brown was the only returnee who started any games in 2012-13, as he made six starts. Senior guard Garrius Adams adds 11.8 points, 4.9 rebounds and 2.0 steals per night, while Donnavan Kirk, who began his college career at Miami, returned after spending two seasons at DePaul and averages 10.3 points on 55 percent shooting and 7.4 rebounds per game.

Larrañaga is 1-2 in his career against Nebraska with all three meetings coming during his tenure at Bowling Green. Nebraska won home matchups during the 1990-91 and 1996-97 seasons, but the Falcons knocked off the Huskers at the Puerto Rico Holiday Classic later in the 1996-97 campaign.

SERIES HISTORY VS. MIAMI

The matchup between the Huskers and Hurricanes will be the fifth one in a series which dates back to 1951. The Huskers lead the series, 3-1, and have won the last three matchups, most recently an 82-67 victory in the Orange Bowl Classic on Dec. 30, 2006. This will be Miami's second-ever visit to Lincoln and the first since a 85-58 Husker win on Dec. 18, 1970.

While Nebraska and Miami are not common opponents in basketball, there has been a lot of history between the two programs.

- Nebraska Director of Athletics Shawn Eichorst served as Director of Athletics at Miami from April of 2011 until taking the Nebraska job in October of 2012. Miami A.D. Blake James worked at Nebraska in the Husker Athletic Fund Office in 1997 and 1998.

- In football, the programs have split 10 all-time meetings with six of those matchups coming in bowl games. Of those six bowl games, four decided national titles (1984 Orange Bowl-Miami, 1992 Orange Bowl-Miami; 1996 Orange Bowl-Nebraska; 2002 Rose Bowl-Miami). In addition, the two teams will start a home-and-home series beginning this fall in Lincoln.

- Miami is one of the four teams in this week's NCAA Volleyball First and Second Round at the Bob Devaney Sports Center in Lincoln. The two teams could meet in the second round on Saturday.

- Nebraska's baseball team earned its third College World Series appearance in 2005, defeating the Hurricanes at Hawks Field at Haymarket Park, which is just north of Pinnacle Bank Arena.

THE BIG TEN/ACC CHALLENGE

The 2014-15 season marks the 15th season of the Big Ten/ACC Challenge. The ACC won the first 10 editions of the event before the Big Ten won the next three challenges. Last year, the teams split the 12 matchups, and the Big Ten retained the title for a fourth consecutive year.

The winner of the event receives the Commissioner's Cup. In the event of a 6-6 tie this year, the Commissioner's Cup will remain with the conference that won the previous year.

Since 2000, the ACC (10) and the Big Ten (11) have combined for 21 Final Four appearances and six national titles: North Carolina (2005 and 2009), Maryland (2002), Duke (2001 and 2010) and Michigan State (2000).

Miami Probable Starters				2013-14 stats		
No.	Name	Pos.	Yr.	Ht.	Pts.	Rbs*
5	Davon Reed	G	Fr.	6-6	9.4	2.3
15	Rion Brown	G	Sr.	6-6	12.4	7.1
25	Garrius Adams	G	Sr.	6-6	11.8	4.9
35	James Kelly	F	Jr.	6-7	9.9	5.0
22	Donnavan Kirk	F	Sr.	6-9	10.3	6.6

*assists per game



2013 ACC/BIG TEN CHALLENGE SCHEDULE

Date	Matchup	Start Time	TV
Dec. 3	Indiana at Syracuse	6:15 p.m.	ESPN
Dec. 3	Illinois at Georgia Tech	6:15 p.m.	ESPN2
Dec. 3	Penn State at Pittsburgh	6:30 p.m.	ESPNU
Dec. 3	Michigan at Duke	8:15 p.m.	ESPN
Dec. 3	Notre Dame at Iowa	8:15 p.m.	ESPN2
Dec. 3	Florida State at Minnesota	8:30 p.m.	ESPNU
Dec. 4	Maryland at Ohio State	6 p.m.	ESPN
Dec. 4	Wisconsin at Virginia	6 p.m.	ESPN2
Dec. 4	Northwestern at NC State	6:30 p.m.	ESPNU
Dec. 4	North Carolina at Michigan St.	8 p.m.	ESPN
Dec. 4	Boston College at Purdue	8 p.m.	ESPN2
Dec. 4	Miami at Nebraska	8:30 p.m.	ESPNU

All times listed are central

UP FOR THE CHALLENGE

This the seventh consecutive year that Nebraska has appeared in a conference challenge event. Prior to joining the Big Ten in 2011-12, the Huskers went 3-1 in the Big 12/Pac-10 Hardwood Series, equaling the best performance by a Big 12 school in the event during the event's four-year tenure.

Last year, Nebraska's win over Wake Forest marked the first time in seven Big Ten/ACC Challenges that the Demon Deacons had lost at home.

2012 BIG TEN/ACC CHALLENGE

Nebraska received career performances from Ray Gallegos and Andre Almeida, as the Huskers posted an impressive 79-63 victory over Wake Forest in the Big Ten/ACC Challenge. Gallegos and Almeida had 20 points apiece, as the Huskers broke open a close game with a 20-3 second-half surge in posting their largest road win margin since the 2003-04 campaign. Gallegos scored 17 of his career-high 20 points in the second half, hitting 7-of-8 shots in the final 20 minutes as the Huskers scored on 16 of its first 19 second-half possessions. Almeida had 20 points on 9-of-10 shooting, grabbed a career-high 11 rebounds and blocked three shots.

LAST TIME OUT

Nebraska saw a 13-point second-half lead whittled to one, but got just enough plays in the final two minutes to hold on with a 63-58 victory over Northern Illinois Saturday afternoon.

Nebraska led 56-47 with 6:38 remaining, but the Huskies used an 8-1 run to pull within 57-55 after two free throws from Daveon Balls with 1:18 left. On the Huskers' next possession, Deverell Biggs drove the lane and missed, but Leslee Smith ended the Huskers' drought with a put-back bucket to give Nebraska a 59-55 lead with 47 seconds left.

Smith came off the bench and had a season-high 13 points on 5-of-6 shooting and a game-high nine rebounds, as three Huskers finished in double figures.

NIU came right back on its next possession as Dontel Highsmith's long 3-pointer bounced off the rim and dropped into the net to put the Huskies within one, at 59-58 with nine seconds left. Biggs was fouled on the inbounds pass and converted both free throws, extending the lead to three points.

The Huskies (2-4) had one last chance to send the game into overtime, as Travon Baker's 3-pointer was off the mark, and Biggs, who finished with a game-high 18 points and four rebounds, corralled the miss and sank both free throws for the final margin. Biggs established a career high with 18 points, as Nebraska got 35 points from its bench, as the Huskers battled foul trouble throughout the second half. Terran Petteway was the third Husker in double figures, ending with 12 points and five rebounds, as the sophomore totaled nine of his points in the first half to help the Huskers build a seven-point halftime lead.

NIU's Jordan Threloff tied Biggs for game-high honors with 18 points and added six rebounds, while Highsmith finished with 13 points in a losing effort.

QUICK LOOK AT NEBRASKA

As second-year coach Tim Miles continues his rebuilding process at Nebraska, Nebraska's roster is starting to take shape. Only two of the 12 players on scholarship have been at NU longer than two seasons (Ray Gallegos and David Rivers), while Gallegos is the only scholarship senior on the 2013-14 roster.

Miles, who was given a seven-year contract when he was hired in 2012, led the Huskers to a 15-18 record last year, as 14 of NU's 18 losses came against NCAA Tournament teams despite having only eight recruited scholarship players available. Nebraska played one of the nation's toughest schedules in 2012-13, facing 10 ranked teams while the strength of schedule was 13th nationally. The Huskers finished 10th in the Big Ten in 2012-13 after being picked to finish last by 23 of the 24 beat writers in the league.

RECENT CHALLENGE RESULTS

Year	Opponent	Result
2012	at Wake Forest (B1G/ACC)	W, 79-63
2011	Wake Forest (B1G/ACC)	L, 53-55
2010	USC (Big 12/Pac 10)	W, 60-58
2009	at USC (Big 12/Pac 10)	W, 51-48
2009	at Arizona State (Big 12/Pac 10)	L, 44-64
2008	Arizona State (Big 12/Pac 10)	W, 62-47

WORTH NOTING

•Saturday's attendance of 15,332 broke the school record for single-game attendance for the second time this season. NU had a crowd of 15,119 for the season opener against Florida Gulf Coast.

•Nebraska improved to 8-0 under Tim Miles in games decided by five points or less.

•Deverell Biggs had a season-high 18 points, topping the 17 he had in his debut against South Carolina State on Nov. 18.

•Biggs became the fifth different Husker to lead the team in scoring during the first seven games of 2013-14.

•Leslee Smith set season highs in both points (13) and steals (three) while also grabbing nine rebounds. Smith has been in double figures in four of NU's last six games.

•Walter Pitchford set career highs in both rebounds (eight) and blocked shots (three).

•Nebraska committed a season-high 16 turnovers, marking only the second time in seven games NU has committed 10 or more turnovers.

•Nebraska improves to 4-0 at home this season.

HUSKERS ON THE RADIO

The IMG Husker Sports Radio Network is in its 19th year producing and marketing live broadcasts of University of Nebraska football, men's and women's basketball, volleyball, baseball and softball games.

The Husker Sports Network has created a large network of state and national affiliates. All regular-season men's basketball games and any postseason contests will be broadcast on a 27-station basketball network in 2012-13. KFAB (1110 AM) is the Omaha affiliate, KLIN (1400 AM/94.5 FM) is the Lincoln affiliate and KRVN (880 AM) in Lexington also serves as a primary state affiliate. All games can be heard around the world for free on Huskers.com and a great number of Nebraska's games will also be heard live on SiriusXM Satellite Radio again this season.

Veteran radio announcer Kent Pavelka leads the NU men's basketball broadcast in 2013-14, along with former Husker standout Matt Davison. Greg Sharpe serves as the host of Sports Nightly, a live daily call-in show. Sharpe will also host the Tim Miles Radio Show on Monday nights throughout the season beginning at 7 p.m. beginning Nov. 18.

2013-14 NETWORK STATIONS

Ainsworth	KBRB	1400 AM	Lexington	KRVN	880 AM
Alliance	KCOW	1400 AM	Lincoln	KLIN	1400 AM
Beatrice	KWBE	1450 AM		KLIN	94.5 FM
Broken Bow	KBBN	95.3 FM	McCook	KSWN	93.9 FM
Chadron	KCSR	610 AM	Norfolk	KNEB	94.7 FM
Columbus	KJSK	900 AM*	North Platte	KODY	1240 AM
Falls City	KTNC	1230 AM*	Ogallala	KZTL	93.5 FM
	KLZA	101.3 FM*	Omaha	KFAB	1110 AM
Fairbury	KUTT	99.5 FM*	Scottsbluff	KNEB	960 AM
	KGMT	1310 AM*	Sidney	KSID	1340 AM
Fremont	KHUB	1340 AM	Superior	KRFS	103.9 FM
Grand Island	KRGI	1430 AM	Valentine	KVSH	940 AM
Hastings	KLIQ	94.5 FM	West Point	KTIC	107.9 FM*
Holdrege	KUVR	1380 AM	*will air only selected games		
Kearney	KGFW	1340 AM			

FULLER TO REDSHIRT

Nebraska Coach Tim Miles announced on Nov. 12, that freshman Nick Fuller will redshirt the 2013-14 season. Fuller, a 6-foot-7 guard/forward from Sun Prairie, Wis., averaged 25.0 points and 11.0 rebounds per game as a high school senior at Sun Prairie High School.

In addition, the Huskers have been without freshman guards Nathan Hawkins and Tim Wagner because of injuries. Wagner, a walk-on, suffered a fractured left ankle in practice on Oct. 2 and will miss all of the 2013-14 season.

Hawkins who has been out indefinitely with a foot injury, returned to workouts last week and could return to action as soon as Wednesday's game against Miami.

2013-14 HUSKER STARTS BY YEAR



AP TOP 25 (Dec. 2)

No	Team (1st)	Record	Points	Prev.
1	Michigan State (63)	7-0	1623	1
2	Arizona (2)	7-0	1547	4
3	Kentucky	7-1	1473	3
4	Syracuse	7-0	1375	8
5	Ohio State	6-0	1340	7
6	Kansas	6-1	1240	2
7	Louisville	6-1	1139	9
8	Wisconsin	8-0	1094	10
9	Oklahoma State	7-1	1070	5
10	Duke	6-2	1021	6
11	Wichita State	8-0	911	12
12	Connecticut	7-0	836	13
13	Oregon	7-0	801	14
14	Villanova	7-0	785	37
15	Florida	6-1	758	15
16	Memphis	5-1	748	21
17	Iowa State	5-0	623	17
18	UCLA	7-0	548	19
19	Gonzaga	7-1	380	11
20	Baylor	7-1	377	18
21	Massachusetts	6-0	274	24
22	Michigan	5-2	223	22
23	Iowa	7-1	171	23
24	San Diego State	5-1	150	NR
25	Dayton	6-1	90	NR

Others receiving votes: Indiana 74, Virginia 73, New Mexico 71, North Carolina 62, Florida State 40, Pittsburgh 36, Boise State 36, VCU 30, Charlotte 20, Creighton 17, Colorado 17, Missouri 16, Harvard 10, Illinois 10, Cincinnati 8, Ole Miss 3, George Washington 2, Saint Mary's 2, Xavier 1

ESPN/USA TODAY COACHES (Dec. 2)

No	Team (1st)	Record	Points	Prev.
1	Michigan State (31)	7-0	799	1
2	Arizona (1)	7-0	758	3
3	Ohio State	6-0	695	6
4	Kentucky	7-1	683	4
5	Syracuse	7-0	682	7
6	Louisville	6-1	607	9
7	Kansas	6-1	597	2
8	Duke	6-2	547	5
9	Wisconsin	8-0	517	11
10	Wichita State	8-0	484	12
11	Oklahoma State	7-1	476	8
12	Florida	6-1	426	13
13	Oregon	7-0	417	15
14	Connecticut	7-0	410	14
15	Memphis	5-1	311	19
16	Gonzaga	7-1	311	10
17	UCLA	7-0	261	21
18	Iowa State	5-0	245	22
19	Villanova	7-0	201	NR
20	Baylor	7-1	195	17
21	Michigan	5-2	156	20
22	Massachusetts	6-0	122	NR
23	Indiana	6-1	76	25
24	Iowa	7-1	63	23
25	North Carolina	4-2	62	16

Others receiving votes: Virginia 42, New Mexico 36, San Diego State 35, VCU 35, Pittsburgh 33, Dayton 26, Boise State 21, Creighton 17, Saint Mary's 13, Florida State 10, Missouri 10, Colorado 8, Charlotte 6, Marquette 4, Notre Dame 2, George Washington 1

This season, Nebraska is again picked 12th in the preseason poll of writers with a roster which is 271st (of 351 teams) in experience according to KenPom. Five of NU's nine primary rotation players are in their first year of competition at Nebraska, although three of the newcomers (Pitchford-Florida; Smith-SMU; Petteway-Texas Tech) have previous Division I experience. Through the first six games, 80 percent of starts have been made by freshmen or sophomores.

FINDING OFFENSIVE PACE

Despite having five new faces in Nebraska's primary nine-man rotation, the Huskers have been a much more prolific offensive team in the early stages of 2013-14. The Huskers are averaging 11 points more per game than at this point last year, including a season-high 90 points against UMass on Nov. 21 - NU's highest single-game total since the 2009-10 season.

- Nebraska's team scoring average of 74.9 points per game marks only the fifth time since 2000 that Nebraska has averaged more than 70 points per game through the first seven contests and the first time since 2006-07.

- Nebraska's average after seven games is the highest since the 1997-98 squad averaged 75.3 points per game in its opening stretch.

- Nebraska has scored 80 or more points in consecutive games against South Carolina State and UMass, the first time that has happened since January of 2009 (vs. Maryland Eastern Shore and Florida A&M).

- Nebraska has already put five players in double figures twice in the first six games and four players in two other games.

- Nebraska has already scored 75 or more points three times after just reaching that plateau twice in 33 games last season, as the Huskers were 12th in the Big Ten in scoring offense, averaging 58.3 points per game.

- According to KenPom, Nebraska ranks 40th in free throw percentage rate this season after ranking 331st nationally in the category in 2012-13. Two of Miles' final three Colorado State teams ranked in the top 40 in that category.

SETTING A BENCHMARK

As the Huskers have looked at different lineup combinations, one consistent thing during the first month of the season has been improved bench play.

Nebraska is averaging 29.3 points per game from its bench, a number which has been greatly helped by the return of Ray Gallegos and the addition of Deverell Biggs. Both players missed the first two regular-season games, but have been productive in reserve roles. Biggs is third on the team in scoring at 12.0 ppg and is shooting 46 percent from the floor and 63 percent from 3-point range. He is coming off one of his best efforts of the season, scoring a game-high 18 points and grabbing four rebounds against Northern Illinois. Gallegos, who started every game in 2012-13, has provided long-range shooting and is averaging 8.0 points per game, including a team-high 12 3-pointers.

The unsung hero of the Huskers' bench has been junior college transfer Leslee Smith, who gives the Huskers a physical player off the bench. He is averaging 8.7 points per game while ranking fourth in the Big Ten in shooting percentage, while pulling down a team-high 6.7 rebounds per game.

- Last year, Nebraska has three players averaging over 30 minutes per game, including Ray Gallegos and Dylan Talley, who both ranked among the top five in the Big Ten in minutes per game. This year, no Husker is averaging 30 minutes per game (Terran Petteway leads NU with 29.7), while nine Huskers average at least 15 minutes per game.

- Against Florida Gulf Coast on Nov. 8, sophomore Benny Parker had a career-high nine points and two steals in 27 minutes. He single-handedly sparked the Huskers in a 10-0 second half run with seven points and both steals.

- In NU's win over Western Illinois on Nov. 12, Smith had 10 points, five rebounds and a pair of steals in 20 minutes. Smith scored six of his points in a 23-7 first-half run, turning a one-point lead into a 17-point advantage.

- Against South Carolina State, Nebraska's bench combined for 51 of the 83 points, making the fifth time in the last decade NU has received at least 50 points from its bench.

- In the loss against UMass, forwards Leslee Smith and David Rivers stepped up, as the duo combined for 22 points and 13 rebounds in a losing effort. Smith recorded his first double-double with 12 points and 10 rebounds and three blocked shots, while Rivers added 10 points, three rebounds and a career-best four steals.

- Against UAB, Biggs led the bench with 11 points in 17 minutes, while Gallegos, who was not expected to play after suffering a knee injury against UMass, added nine points, including 3-of-5 from 3-point range.

- In the win over Georgia, freshman Tai Webster added 14 points, including 13 in the second half, and three assists while Gallegos added 11 points, including three 3-pointers. Smith led NU with 11 boards and chipped in eight points, as the Husker bench combined for 38 points against the Bulldogs.

COMPARING SEASONS (1ST 7 GAMES)

Year	PPG	FG Pct.	3pt. Pct.	TO/Gm
2013-13	64.9	.457	.351	11.1
2013-14	74.9	.444	.349	9.6

MOST PPG SINCE 2000 (1ST 7 GAMES)

Year	PPG
2013-14	74.9
2005-06	73.3
2000-01	73.0
2001-02	70.1
2006-07	70.0

PRODUCTIVE BIG RED BENCH

Year	PPG	RPG	MPG
2012-13	7.6	9.6	42.2
2013-14	29.3	16.4	75.9

MOST BENCH POINTS (SINCE 2002)

No.	Pts.	Opponent	Date
1	56	at Minnesota	12/29/03
2	52	St. Francis (Pa.)	1/6/04
	52	Colorado	3/2/05
4	51	South Carolina State	11/17/13
5	50	Arkansas Pine Bluff	11/15/11

THE SON ALSO RISES

Nebraska sophomore Shavon Shields is on his way to creating an impressive resume in his own right. While his father, Will, is one of the greatest linemen in college and NFL history, the younger Shields is carving out his own impressive career on the court.

As a freshman, Shavon overcame an early season elbow injury and averaged 8.6 points and 5.1 rebounds per game in 29 games. Shields was one of the few freshmen whose numbers improved during Big Ten play in 2012-13, as he upped his scoring and rebounding averages to 9.2 and 6.0 to rank among the Big Ten freshmen leaders. During the Huskers' Big Ten Tournament run, the 6-foot-7, 219-pounder became one of the Huskers' go-to players, averaging 16.5 points on 61 percent shooting in games against Purdue and Ohio State.

One of three captains this season, Shields picked up right where he left off and comes into this week averaging 12.4 points and 5.1 rebounds per game. He is 22nd in the Big Ten in scoring and is first or second on the Husker squad in scoring, rebounding and assists.

Shields enjoyed his best game of the year against Sweet 16 qualifier Florida Gulf Coast, scoring a game-high 28 points - one off his career high - on 8-of-13 shooting from the field and a perfect 12-of-12 from the line. The 6-foot-7 forward also led NU in rebounds (six) and assists (three) en route to earning Big Ten Player of the Week and the Lute Olson Award National Player of the Week. Shields' 28-point night marked the most points by a Husker in a season opener since 2006.

Shields saw his streak of seven straight games in double figures snapped against Georgia on Nov. 24, but still made a major contribution with six rebounds, two assists and a career-high three blocked shots in the 73-65 win. On Saturday against Northern Illinois, he was held to seven points because of foul trouble, but had a pair of steals and two assists in just 17 minutes.

HOW SHAVON SPENT HIS SUMMER

Shavon Shields spent part of the summer with the Denmark U-20 National Team, leading the country to the 2013 Nordic Cup Championship. He averaged 13.3 points per game in wins over Sweden, Finland and Estonia, capping the tournament with a 17-point, 12-rebound effort in a 101-94 double overtime win over Estonia. Shields had nine points in the opener against Sweden and 14 points in the victory over host Finland.

TRANSFERS MAKE IMMEDIATE IMPACT FOR BIG RED

While the Huskers were short-handed last year with just eight recruited scholarship players available for action, Nebraska knew that help was on the way in the form of transfers Walter Pitchford, Terran Petteway and Deverell Biggs. The trio led a scout team which regularly pushed the Husker starters in practice and set the stage for the 2013-14 season.

Pitchford, who played 13 games at Florida in helping the Gators to the Elite Eight in 2011-12, gives the Huskers an athletic big man with extended shooting range. The 6-foot-10 center is averaging 8.4 points per game on 48 percent shooting, including 10-of-22 shooting from 3-point range. Pitchford, who also is averaging 4.3 rebounds per game, is seventh in the conference in 3-point percentage. He led NU with 14 points in the win over Western Illinois on Nov. 12, including eight straight points in a first-half run, and has been in double figures in each of the last two games. He had 10 points and six rebounds against UAB and 12 points on 5-of-8 shooting in the win over Georgia. On Saturday, Pitchford was a force on the defensive end, blocking three shots and pulling down eight rebounds in limiting Northern Illinois to 36.7 percent shooting.

Petteway, who began his career at Texas Tech, has been one of the Huskers' most valuable performers. He is ninth in the Big Ten in scoring at 16.0 ppg and is tied for second on the squad with 5.1 rebounds per game. He led NU at the Charleston Classic, averaging 22 points and 5.0 rebounds per game. Against UMass on Nov. 21, Petteway topped the Huskers with 30 points, as he became the 25th player in school history to have a 30-point game. His performance is the second-highest total by a Big Ten player this season. Petteway had 17 points in the opener against Florida Gulf Coast on Nov. 8, and nearly had a double-double in NU's win over Western Illinois on Nov. 12, with 13 points and nine rebounds.

Biggs made his Husker debut in the win over South Carolina State, scoring 17 points, grabbing four rebounds and dishing out a pair of assists in 23 minutes off the bench. He has come off the bench, averaging 12.0 points, 2.0 rebounds and 1.0 assists per game. Biggs had a game-high 18 points on 5-of-9 shooting in Saturday's win over Northern Illinois, including four free throws in the final eight seconds to clinch the win. Biggs earned first-team NJCAA All-America honors at Seward Community College in 2011-12.

NEBRASKA'S B1G PLAYERS OF THE WEEK

Name	Date
Brandon Richardson	Jan. 30, 2012
Andre Almeida	Dec. 3, 2012
Shavon Shields	Nov. 11, 2013

TOP OPENING NIGHT PERFORMANCES

No.	Pts.	Player	Opponent	Year
1.	35	Dave Hoppen	Southern Colorado	1984
2.	31	Eric Johnson	Creighton	1988
3.	29	Aleks Maric	UNO	2006
4.	28	Shavon Shields	FGCU	2013

BIG TEN TEAM RANKINGS (DEC. 2)

Category	Overall (Rk.)	B1G (Rk.)
Scoring Offense	74.9 (9)	--
Scoring Defense	64.4 (6)	--
Scoring Margin	+8.4 (10)	--
Free Throw Pct.	.708 (8)	--
Field Goal Pct.	.444 (9)	--
Field Goal Pct. Def.	.428 (10)	--
3-Point Pct.	.349 (8)	--
3-Point Pct. Def.	.288 (4)	--
Rebounding Margin	-1.6 (12)	--
Blocked Shots	3.6 (9)	--
Assists	8.0 (12)	--
Steals	7.7 (3)	--
Turnover Margin	+4.7 (3)	--
3-Pointers/Gm	5.3 (11)	--

BIG TEN INDIVIDUAL LEADERS (DEC. 2)

Category	Name	Overall (Rk.)	B1G (Rk.)
Scoring	Petteway	16.0 (9)	--
	Shields	12.4 (22)	--
FG Pct.	Smith	.622 (4)	--
Rebounding	Smith	6.7 (10)	--
FT Pct.	Petteway	.872 (6)	--
	Shields	.787 (13)	--
Steals	Rivers	1.6 (7)	--
	Smith	1.4 (10)	--
3-Pt. Pct.	Pitchford	.455 (7)	--
Blocks	Smith	1.3 (12)	--

INTERNATIONAL FLAVOR

The 2013-14 Huskers hail from seven states as well as three foreign countries. Newcomers Tai Webster (New Zealand) and Leslee Smith (British Virgin Islands) are the first Huskers from those respective nations and join Sergej Vucetic (Serbia) as foreign-born players on the roster. In all, Nebraska has had 10 letterwinners from outside the United States in program history with eight of those players since the 2000-01 season.

Player	Lettered	Hometown
Andre Almeida	2011-13	Sao Paulo, Brazil
Srebrenko Despot	1978	Zagreb, Yugoslavia
Jorge Brian Diaz	2010-11-12	Caguas, Puerto Rico
Kimani Ffriend	2000-01	Kingston, Jamaica
Aleks Maric	2005-06-07-08	Sydney, Australia
Christopher Niemann	2011-12	Kühlungsborn, Germany
Shang Ping	2008	Haerbin, China
Christian Standhardinger	2010	Munich, Germany
Richard Van Poelgeest	1987-88-89-90	Ryswijk, Netherlands
Sergej Vucetic	2013	Vrbas, Serbia

NEBRASKA QUICK FACTS

Location.....	Lincoln, Neb.
Founded	1869
Enrollment	24,445
Nickname	Cornhuskers, Huskers
Colors	Scarlet & Cream
Affiliation.....	NCAA Division I
Conference.....	Big Ten Conference
Home Arena	Pinnacle Bank Arena
Capacity/Year Opened.....	15,000/2013
Chancellor	Harvey S. Perlman, J.D.
Faculty Rep.....	Josephine Potuto, J.D.
Director of Athletics.....	Shawn Eichorst
Alma Mater, Yr.....	Wisconsin-Whitewater, 1990
Executive Associate A.D.....	Marc Boehm
Alma Mater, Yr.....	Kansas State, 1984
Athletic Dept. Phone.....	(402) 472-4224
Assistant A.D./Ticketing	Holly Adam
Ticket Office Phone.....	(402) 472-3111 or 1-800-8BIGRED
Official Nebraska Web site.....	Huskersonline.com
Big Ten Conference Web site.....	Bigten.org

BASKETBALL HISTORY

First year of basketball.....	1896-97
Overall all-time record.....	1,419-1,271 (.526)
Pinnacle Bank Arena Record.....	4-0 (1.000)
All-time postseason appearances	23
All-time postseason record	23-22
NCAA Appearances (last).....	6 (1998)
NIT Appearances (last).....	17 (2011)

MEDIA RELATIONS

Assistant A.D./Media Relations.....	Keith Mann
Office Phone.....	(402) 472-2263
Assoc. MRD/Men's Basketball Contact	Shamus McKnight
Cell Phone	(402) 540-0268
E-Mail	smcknight@huskers.com
Media Relations Office Fax	(402) 472-2005
Pinnacle Bank Arena Press Row:	(402) 904-5970
Media Relations Mailing Address	One Memorial Stadium, P.O. Box 880123
.....	Lincoln, NE 68588-0123

BASKETBALL STAFF

Head Coach	Tim Miles
Alma Mater	University of Mary, 1989
Record at Nebraska.....	20-20 (2nd year)
Overall Coaching Record	303-240 (19th year)
Assistant Coaches	Chris Harriman (2nd year)
.....	Kenya Hunter (1st year), Craig Smith (2nd year)
Director of Operations.....	Jayden Olson (2nd year)
Video Coordinator	Gregory Eaton
Administrative Coordinator	Teddy Owens
Strength Coach	Tim Wilson
Assistant Athletic Trainer.....	R.J. Pietig
Equipment Manager	Pat Norris
Secretary.....	Kim Whitmore

TEAM INFORMATION

2012-13 Record.....	15-18 (11-7 H, 2-10 A, 2-1 N)
Big Ten Record (Finish).....	5-13 (10th)
Big Ten Championship.....	1-1
.....	def. Purdue, 57-55; lost to Ohio St., 50-71
Postseason.....	None
Starters Returning/Lost.....	3/2
Lettermen Returning/Lost.....	8/5
Scholarship Newcomers	4

PETTEWAY PUTS UP 30 VS. UMASS

Nebraska sophomore Terran Petteway enjoyed the finest offensive performance of his career in the Huskers' loss against UMass on Nov. 21. Petteway hit 8-of-20 shots from the floor, including a trio of 3-pointers, and converted 11 of 12 shots from the foul line, scoring 30 points in 29 minutes of work.

•Petteway became the 25th player in school history to have a 30-point game at Nebraska. Of the 25 players, only 12 have multiple 30-point games in their Husker career. He joins Ray Gallegos, who had a 30-point effort last season at Minnesota, as active Huskers with career 30-point games.

VALUE THE BASKETBALL

Under Tim Miles, one major emphasis is taking care of the basketball, and the Huskers were among the nation's best in that category in 2012-13. Despite losing its top three point guards from 2011-12 and having a backup point guard (Mike Peltz) suffer a season-ending injury in January, Nebraska finished fourth in the Big Ten and 10th nationally with 10.7 turnovers per game - nearly three fewer than 2011-12. NU's turnovers per game were the fewest in school history, bettering the 11.30 per game in 1984-85. Nebraska committed 10 turnovers or less 15 times in 2012-13. Nebraska set a school record with two turnovers against Purdue on Jan. 16, breaking the mark of three set on three previous occasions. In all, five of the top 11 teams in the country resided in the Big Ten, including Michigan and Wisconsin which ranked first and fourth, respectively, in that category.

This season, the Huskers have been among the national leaders in that category, ranking eighth nationally with 9.6 turnovers per game. The Huskers have only reached double figures in turnovers twice in seven games. Nebraska also ranks second in the Big Ten in turnover margin at +4.7 per contest.

WEBSTER MAKES A POINT, PLAYS THE POINT

Tai Webster has found a home in the Huskers' backcourt, averaging 9.0 points, 2.4 rebounds and 1.7 assists per game entering Wednesday's game against Illinois. He has come off the bench the last two games and has a 6-to-1 assist to turnover ratio. The 6-foot-4 freshman enjoyed the best game of his career on Nov. 24 against Georgia, scoring 14 points and dishing out three assists in NU's 73-65 win. Webster scored 13 of his points in the second half and went 7-of-9 from the foul line. It was his second double-figure effort of the Charleston Classic, as he totaled 12 points and two assists in NU's loss to UMass.

With his start against Florida Gulf Coast on Nov. 8, Webster became just the ninth true freshman to start a season opener in the last 18 years. Webster totaled nine points, two rebounds and an assist in helping the Huskers to a 79-55 win. He reached double figures for the first time in his young career against South Carolina State on Nov. 17, totaling 13 points, four rebounds and two assists.

Although he is a freshman, Webster was considered one of the top international guards in this year's senior class. He played for New Zealand's national team in qualifying for the 2012 Olympics, averaging 13.5 points per game in 52.5 percent shooting in three games. He also played in New Zealand's National Basketball League, averaging 18.5 points, 3.9 rebounds and 4.4 assists per game last spring despite being the youngest player in the league. Webster is among the five Big Ten freshmen to watch by ESPN's Paul Biancardi, joining Indiana's Noah Vonleh, Illinois' Kendrick Nunn, Michigan's Zak Irvin and Wisconsin's Nigel Hayes.

DOUBLE-FIGURE RETURNEES RARE RECENTLY

Nebraska regained the services of its top scorer on Nov. 17, as senior Ray Gallegos returned from a two-game suspension against South Carolina State. Gallegos, who averaged 12.5 points per game in 2012-13, returned with a flourish, scoring 18 points in NU's 83-57 victory. He suffered a knee strain against UMass, but bounced back in the final two games in Charleston, hitting 6-of-10 from 3-point range. Gallegos' per-game average is the most for a Husker returner since Aleks Maric in 2007-08. In fact, Nebraska has returned only four double-figure scorers since the 2006-07 season.

GALLEGOS WAS HUSKER IRONMAN

If it seems like Ray Gallegos was on the court nearly every minute last season, it probably is true, as he was one of the nation's leaders in minutes played in 2012-13.

•According to Kenpom.com, Gallegos ranked third nationally in percentage of minutes played, as he was on the court for 93.7 percent of the Huskers' minutes in 2012-13. He trailed only Travis Bader of Oakland (94.8) and Kyle Vinales of Central Connecticut State (94.0) among all Division I players.

•In the last five years (2009-2013), 16 Big Ten players, including Gallegos, have played at least 90 percent of their team's minutes in a season, and Gallegos' season total was second to Penn State's Tabor Battle in that stretch.

•Gallegos played all 40 minutes 10 times in 18 Big Ten games and 12 times during the 2012-13 season.

Gallegos set Nebraska's single-season record for minutes with 1,237, breaking the mark of 1,155 by Dave Hoppen in 1984-85.

TAKING CARE OF THE BALL

No	Year	TO/Gm
1.	2012-13	10.67
2.	1984-85	11.30
3.	1985-86	11.37

BIG TEN TURNOVER MARGIN

No	Team	Margin
1.	Iowa	+5.8
2.	Ohio State	+5.2
3.	Nebraska	+4.7

RETURNING DOUBLE FIGURES SCORERS (SINCE 2007)

Player	Season	Previous Year PPG
Aleks Maric	2007-08	18.5
Ray Gallegos	2013-14	12.5
Jorge Brian Diaz	2011-12	10.5
Ryan Anderson	2007-08	10.1

- In Big Ten play, he averaged 38.6 minutes per game, sitting just 26 minutes in league play.
- Gallegos was on the court consecutively for a stretch of 218:39 minutes dating from Dec. 29 to Jan. 19, playing all 40 minutes of Nebraska's first five Big Ten games.
- His season low in minutes - which was set in the season opener against Southern - were the most minutes played of his career, as he never played more than 27 minutes in any game during his first two seasons (2009-10, 2010-11).

GALLEGOS DIALS IN FROM LONG DISTANCE

Senior guard Ray Gallegos gives the Huskers a long-range shooter who can get on a roll from long distance. As a junior, he connected on 83 3-pointers, a total which ranked second on Nebraska's single-season list. It is more impressive when you consider that Gallegos made only 21 3-pointers during his first two seasons at Nebraska before redshirting in 2011-12.

- He opened 2013-14 by hitting six of 10 3-pointers in a win over South Carolina State on Nov. 17, the fifth time he has hit on at least six 3-pointers in a game.
- Gallegos now has 116 3-pointers in his career, one shy of 10th place on NU's career 3-point list.
- He led the Big Ten in 3-pointers per game (2.5 per game) during the 2012-13 season. He became the first Husker basketball player to lead the Big Ten in any statistical category.
- Gallegos connected on a career-high seven 3-pointers at Iowa on March 9, 2013, a total which is one shy of Nebraska's single-game record.

CAPTAINS CHOSEN FOR 2013-14 SEASON

Nebraska Coach Tim Miles announced on Oct. 12 that senior Ray Gallegos and sophomores Shavon Shields and Terran Petteway were chosen as team captains for the 2013-14 season. It is the first time that any of the three Huskers had been chosen captain. Shields and Gallegos are returning starters who started 19 and 33 games, respectively, while Petteway sat out the 2012-13 season after transferring from Texas Tech.

HUSKER LEGACIES

The 2013-14 Huskers have a number of players with relatives in college athletics. Sophomore Shavon Shields is the son of former Husker and Kansas City Chiefs great Will Shields, who was inducted into the College Football Hall of Fame in December of 2011. Will Shields is also a two-time finalist (2012-13) for the Pro Football Hall of Fame.

Two other Husker players have parents who participated in college sports, as David Rivers' father, Ezelle, played collegiately at Arkansas Little Rock for four seasons, while Tai Webster's father, Tony, was a first-team All-Western Athletic Conference selection at Hawaii.

Player	Relative	Sport-School	Worth Noting
David Rivers	Ezelle Rivers	MBB-Ark.-Little Rock	Four-year letterwinner; Starter in 1983-84
Shavon Shields	Will Shields	FB-Nebraska	2011 College FB Hall of Fame; 12x NFL Pro Bowler
Tai Webster	Tony Webster	MBB-Hawaii	First-team All-WAC in 1983; Ranks 4th on Hawaii steals list
	Corey Webster	MBB-New Zealand	Member of New Zealand National Team
Nathan Hawkins	Lauren Hawkins	VB-Memphis	Two-year starter at middle blocker/rightside hitter
Terran Petteway	Terrell Petteway	MBB-Lamar	Played at Lamar & professionally in England from 1999-2004

RECORD-BREAKING SEASON TICKET SALES

The move to Pinnacle Bank Arena has been a boon to Nebraska basketball, as the Husker program has shattered season-ticket records. On May 3, all of the season tickets allotted for 2013-14 had been accounted for, as season-ticket sales were up nearly 95 percent from 2012-13. In addition, all 1,650 seats in the Nebraska student section - including all 1,000 lower-bowl seats - had been purchased for the upcoming season. The previous school record for season ticket sales was 12,000 set in 1992-93.

PINNACLE BANK ARENA TIMELINE

Date	Event
May 11, 2010	Lincoln Arena Bond Issue Passes
Sept. 7, 2011	Arena Groundbreaking
Dec. 6, 2011	Naming rights awarded to Pinnacle Bank Arena
June 2, 2012	Removal of BNSF Railroad begins
Sept. 14, 2012	Canopy Street Groundbreaking
Dec. 12, 2012	Arena Topping Off Ceremony
Aug. 12, 2013	Arena Completion Date
Aug. 16, 2013	UNL Graduate Commencement
Aug. 17, 2013	UNL Undergraduate Commencement
Aug. 29, 2013	Pinnacle Bank Arena Grand Opening
Sept. 13, 2013	Michael Bublé Concert (1st concert)
Oct. 27, 2013	NU WBB vs. Pittsburg State (1st exhibition)
Nov. 4, 2013	NU MBB vs. UNK (1st exhibition)
Nov. 8, 2013	Regular-season openers for MBB & WBB

GALLEGOS 3-POINT EFFORTS

No.	3pt	Opponent	Date
1.	7	at Iowa	3/9/13
2.	6	vs. South Carolina St.	11/17/13
	6	vs. USC	12/3/12
	6	at Minnesota	1/29/13
	6	at Illinois	3/2/13



HENDRICKS TRAINING COMPLEX

- Opened on Oct. 13, 2011 after 17 months of construction
- 84,000 square feet (80,000 new and 4,000 renovated in athletic medicine) home for the men's and women's basketball programs and wrestling team.



- Two-level facility includes separate practice areas for the men's and women's basketball programs, expanded locked rooms and team lounges.
- \$18.7 million facility also features a 5,000-square foot weight room, a completely renovated athletic training area that tripled the size of the previous area at the Devaney Center and a nutrition station.
- The facility features a two-story abstract net sculpture, as well as a granite fountain imported from China. The facility also features two video walls and 63 televisions throughout the building.
- It is named for Tom and Mary Hendricks of Pipe Creek, Texas, and their children, Jennifer and Brandon, as they provided the lead gift in this project.


BASKETBALL FEATURES

- Both the men's and women's basketball practice gyms are a court-and-half with six baskets, allowing additional work while the main floor is being used.
- The courts themselves are made with premium maple flooring with sleeper cushions that absorb shock to minimize injury. Both gyms have advanced acoustics as well as 103-inch plasma screens for breaking down film during practices.
- Men's court is named in honor of Bus Whitehead, who led the Huskers to a pair of conference titles in 1949 and 1950 and passed away in June of 2010. A two-time all-conference performer, he was named captain of Nebraska's All-Century Team for his efforts on the court.
- The men's players lounge, which is named in honor of Neal and Jamie Hawks, features a 5x8-foot video wall, over 400 inches of televisions, custom seating, a pool table with a court design and a kitchenette.
- Locker room features custom built lockers with iPads built into the lockers, as well as custom back-lit displays and audio jacks, allowing players to play their music in the gym, lounge, training area or in the hydro-therapy area.

THE HUSKERS' NEW HOME

Opened on Aug. 29, 2013, the 15,000-seat Pinnacle Bank Arena is the new home of the Nebraska men's and women's basketball programs. Pinnacle Bank Arena is part of a \$344 million project in the Haymarket District which also includes a 200-room hotel, 100,000 square feet of retail space, another 100,000 square feet of office space and 100 residential units.

The \$179 million dollar arena is easily accessible in downtown Lincoln as nearly 5,100 parking stalls will be within walking distance of the facility by the fall of 2014. Pinnacle Bank Arena includes an expansive student section with 1,000 seats on the 100 Level, including behind the team benches. Pinnacle Bank Arena also includes 36 suites, 20 loge boxes and 11



TIM MILES

Second Season at Nebraska

Alma Mater:
University of Mary ('89)

Head Coaching Experience

Nebraska, 2012-present; Colorado State, 2007-12; North Dakota State, 2001-07; Southwest Minnesota State, 1997-2001; Mayville State, 1995-97.

Assistant Coaching Experience

Northern State, 1989-95.

Family

Wife, Kari
Son, Gabriel
Daughter, Ava

Coaching Honors

- USBWA District VIII Coach of the Year, 2012
- CollegelInsider.com Mountain West Coach of the Year, 2010
- University of Mary Hall of Fame Inductee, 2007
- CBSSportsline Division I Independent Coach of the Year, 2005-06
- North Central Region Coach of the Year, 2000-01
- Northern Sun Conference Coach of the Year, 2000-01
- NDCAC Coach of the Year, 1995-96

Year-by-Year Totals

Year	Team	Record	Pct.
1995-96	Mayville State	17-11	.607
1996-97	Mayville State	18-11	.621
	Two seasons	35-22	.614
1997-98	SW Minnesota State	16-11	.593
1998-99	SW Minnesota State	16-11	.593
1999-00	SW Minnesota State	18-10	.643
2000-01	SW Minnesota State	28-7	.800
	Four seasons	78-39	.667
2001-02	North Dakota State	11-15	.423
2002-03	North Dakota State	20-11	.645
2003-04	North Dakota State	16-13	.552
2004-05	North Dakota State	16-12	.571
2005-06	North Dakota State	16-12	.571
2006-07	North Dakota State	20-8	.714
	Six seasons	99-71	.582
2007-08	Colorado State	7-25	.219
2008-09	Colorado State	9-22	.290
2009-10	Colorado State	16-16	.500
2010-11	Colorado State	19-13	.594
2011-12	Colorado State	20-12	.625
	Five seasons	71-88	.447
2012-13	Nebraska	15-18	.455
2013-14	Nebraska	5-2	.714
Career	19 seasons	303-240	.558

A proven program builder who has enjoyed success at the Division I, Division II and NAIA levels, Tim Miles was named the 27th basketball coach at the University of Nebraska on March 24, 2012. He is believed to be the only active coach who has made national tournament appearances at four-year schools at the Division I, Division II and NAIA levels.

The 2012-13 Huskers surpassed nearly every pundit's expectation, going 15-18, including three wins over NCAA Tournament teams and the program's first-ever Big Ten Tournament win. Nebraska played 17 games against NCAA Tournament teams while topping the previous year's total in both overall and Big Ten victories against a schedule which was rated as one of the toughest in the nation in 2012-13.

Before taking over the Nebraska program, Miles spent the past five seasons building the Colorado State program into a contender in the Mountain West Conference. He increased his victory total in each of his five years at CSU, culminating in a 20-12 record and the school's first NCAA appearance in nine seasons during his final year in Fort Collins. After winning 16 games in his first two years, his teams went 55-41 over the last three years, reaching postseason play in each campaign.

The 2011-12 Rams posted the school's first 20-win season since the 1997-98 campaign while playing a schedule that was rated as the fourth-toughest in the country. Colorado State set a school record with three wins over ranked teams and placed three players on the All-Mountain West teams, and Miles was named the District VIII Coach of the Year by the U.S. Basketball Writers Association for his efforts. The Rams, one of four Mountain West teams to receive bids in the 2012 NCAA Tournament, averaged 70.1 points per game on the season and topped the Mountain West Conference in field-goal percentage (47.1), 3-point percentage (40.0) and free throw percentage (76.8).

Three of his players earned All-Mountain West honors, marking the program's most honorees in its half century affiliation with the WAC or Mountain West Conference.

In 2010-11, Miles guided the program to a 19-13 record, a fourth-place finish in the Mountain West, and a berth in the NIT, reaching milestones at every step along the way.

With 18 years of experience as a head coach at four institutions, he has compiled a career record of 298-238 entering the 2013-14 season that includes three conference championships and six postseason tournament appearances.

Before taking over the Colorado State program, Miles spent six seasons at North Dakota State, guiding the Bison through the transition to the Division I ranks. He won at least 16 games in each of his final five seasons at the school, including the program's first three years at the Division I level. Miles' tenure at NDSU was highlighted by a pair of road wins over top-15 squads in his final two seasons.

Miles showed his ability to turn around programs during his tenure at Southwest Minnesota State University. He took a program that had only one winning season in the previous decade and went 78-39 in his four seasons at the school, recorded the first 20-win season in school history, and led Southwest Minnesota State to its first back-to-back winning seasons in more than two decades.

Miles began his head coaching career at Mayville (N.D.) State University, guiding the program to a 35-22 record from 1995 to 1997 and a pair of conference titles. He began his coaching career as an assistant coach at Northern State for six seasons from 1989-90 through 1994-95 and helped the Wolves to five NAIA playoff appearances and five regional titles. He was the recruiting coordinator for NSU and was responsible for bringing in and coaching five All-Americans at that school.

A native of Doland, S.D., he graduated from the University of Mary in Bismarck, N.D., in 1989 and earned a master's degree in health and physical education from Northern State in Aberdeen, S.D., in 1990. He was inducted into the University of Mary Athletic Hall of Fame in 2007.

NEBRASKA COACH TIM MILES BY THE NUMBERS

2- At North Dakota State (a Division I independent at the time), Tim Miles went 2-0 against ranked opponents, topping No. 13 Wisconsin in 2005-06 and No. 8 Marquette in 2006-07.

3- Miles was one of only three coaches in Colorado State history to lead the Rams to three consecutive postseason appearances (2010-11-12).

3- Number of CSU players who earned All-Mountain West honors in 2011-12, the most in the school's 50 years of league affiliation.

4th - Colorado State's strength of schedule in 2011-12. The other schools in the top five included Michigan State (1st), UConn (2nd), Duke (3rd) and North Carolina (5th).

13th - Nebraska's strength of schedule during the 2012-13 season.

10- Miles' 2011-12 Colorado State team ranked in the top 10 nationally in both free throw (76.8) and 3-point percentage (40.0) in 2011-12, joining Missouri as the only other school in the country to rank in the top 10 in both categories.

30- Colorado State's RPI in 2011-12, as he took the program's RPI from 273rd in his first season to 30th in 2011-12.

19- Season that Tim Miles has been a head coach during the 2013-1 season. His teams have reached postseason play at the Division I, Division II and NAIA levels and in his 18 previous years, his teams have failed to increase their win total only once.

1920- The last time a Husker men's basketball coach won his first road game before Tim Miles accomplished the feat at Wake Forest in the ACC/Big Ten Challenge.

50,755 - Number of followers on twitter for @CoachMiles, where he provides a unique look into the program, including halftime tweets.

permanent concession stands around the arena.

Containing 470,400 square feet, the Pinnacle Bank Arena seats over 15,000 fans when configured for Husker basketball games. It is divided into two bowls (upper and lower) and three levels (100, 200, 300) with Premium Seating Suites and Loge Boxes located between Level 100 and Level 200. There are over 160 concession points of sale and two private Club Lounges, one located on the Main Concourse (Level 100) and one on the Premium Level Concourse.

SHIELDS NAMED BIG TEN PLAYER OF THE WEEK

Nebraska basketball player Shavon Shields garnered Big Ten Player-of-the-Week honors on Nov. 11 following his performance against Florida Gulf Coast in the season opener.

The 6-foot-7 sophomore had a game-high 28 points on 8-of-13 shooting from the field and a perfect 12-of-12 from the foul line in the win over 2013 Sweet 16 qualifier FGCU. Shields, whose 28 points were the most by a Big Ten player last weekend, also led the Huskers in rebounds (six) and assists (35) while not committing a turnover in 35 minutes of action.

The Big Ten honor was the third of Shields' career, as he was a two-time Big Ten Freshman of the Week in 2012-13. He was the first Husker to earn the Big Ten Player of the Week since Andre Almeida last December.

MILES WINS NO. 300 VS. WIU

Nebraska Coach Tim Miles collected his 300th career victory on Nov. 12 against Western Illinois. Miles, who is in his 19th season as a college head coach, is now 303-240 in his career with stops at Mayville State, Southwest Minnesota State, North Dakota State and Colorado State before taking the Nebraska job in March of 2012. Ironically enough, his 200th win came against current Husker assistant Craig Smith when Miles was at North Dakota State and Smith was the head coach at Mayville State.

MILE(S)TONE WINS

No.	Opponent	Score	Date
300	Western Illinois	62-47	Nov. 12, 2013
250	vs. Appalachian State	82-79	Dec. 22, 2010
200	Mayville State	98-60	Dec. 28, 2006
150	Mayville State	78-49	Dec. 31, 2003
100	Bemidji State	97-70	Jan. 20, 2001
50	at Minnesota Morris	90-55	Feb. 14, 1998
1	Winnipeg	93-90	Dec. 5, 1995

HUSKERS BOAST EXPERIENCED COACHING STAFF

Tim Miles has put together an experienced staff as Nebraska looks to rebuild its program. In addition to Miles, who is in his 19th season, the coaches have combined for nearly 40 years of coaching experience.

Craig Smith is in his 17th season as a college head coach and has been with Coach Miles at nearly every stop of the way. Smith was Miles' top assistant in his final four years at Colorado State and served as interim coach at CSU when Miles took the Nebraska job in March of 2013.

Chris Harriman is in his second season at Nebraska after working for the late Rick Majerus at Saint Louis University for four seasons. Harriman also spent four seasons as an assistant at Nova Southeastern University in Florida.

Kenya Hunter is the newest member of Miles' coaching staff as he was added in June of 2013 after spending the previous six seasons at Georgetown. He also served as an assistant coach at Xavier and Duquesne and as director of operations at North Carolina State.

HUSKERS SIGN OKLAHOMA BIG MAN

Nebraska Men's Basketball Coach Tim Miles announced that Jacob Hammond signed a National Letter-of-Intent with the Husker basketball program on Nov. 13, the first day of the fall signing period.

Hammond, a 6-foot-10, 230-pounder from Comanche, Okla., is considered one of the nation's top big men in the class of 2014. Hammond is rated among the top 150 players in the country by Rivals.com, while he was a consensus three-star selection by ESPN.com, Scout.com and 247 Sports.com. The 6-foot-10, 230-pounder is rated as the No. 2 prospect in the state of Oklahoma by both ESPN.com and 247 Sports. Hammond is the first Rivals' top-150 recruit Nebraska has signed since the site began ranking prospects in 2003. Hammond selected Nebraska over a number of schools, including Oklahoma, TCU and Texas Tech.

While Miles has upgraded the talent at Nebraska since arriving in March of 2013, finding a quality big man who can compete in the Big Ten was a priority in this year's recruiting, and Hammond has all the tools to be successful.

"I am really excited about Jacob Hammond joining the Huskers," Miles said. "He has excellent size and length. He is a great kid who wants to get better and better. I was very impressed with him all summer. He plays in a physical manner and has excellent athleticism. I really think he has a lot of room for growth and development and is someone who will be a great asset to our program. It has been fun getting to know him as a person. I truly like him and think he'll be a valuable part of the future of Husker basketball."

Hammond currently attends Comanche High School, where he plays for Coach Nick Price. As a junior, he played for national power Sunrise Christian Academy in Bel Aire, Kan., for Coach Kyle Lindsted when he averaged 12 points per game in helping the school to a 29-1 record and a No. 6 ranking in the MaxPreps Academy Top-10 in 2012-13. Hammond, who grew up in the Dallas area before his family moved to Oklahoma, spent the summer playing for the Dallas-based Pro Skills and the Oklahoma Magic AAU programs. As a sophomore, Hammond averaged 14 points, 15 rebounds and six blocks per game for the Oklahoma City Storm, a home school team, and began his high school career at Duncan High School as a freshman.

HUSKERS FACE CHALLENGING SCHEDULE IN 2013-14

Under Tim Miles, Nebraska has put together a challenging season for the upcoming season. Nebraska is slated to play four teams in the preseason AP Top 25 (Michigan State, Michigan, Ohio State and Wisconsin). In addition, four other opponents (Creighton, Indiana, Iowa and Cincinnati) are receiving votes in the preseason poll.

- The Huskers will play seven teams who finished in the final Top 25 of the final 2012-13 Associated Press poll, including Indiana (fourth), Miami (fifth), Ohio State (seventh), Michigan State (ninth), Michigan (tied, 10th), Wisconsin (18th) and Creighton (22th). In addition, NU could face New Mexico (tied, 10th) in the second round of the Charleston Classic.

- Nebraska will welcome five teams (Florida Gulf Coast, Miami, Michigan, Indiana and Ohio State) that reached the NCAA Sweet 16 in its first season at Pinnacle Bank Arena.

- Massachusetts, which played in the NIT in 2013, is the only first-team opponent on the Huskers' 2013-14 schedule, as the two teams will meet in the opening round of the Charleston Classic. In addition, the only other team that NU could face for the first time is Clemson in the Charleston Classic, but both teams are on the opposite sides of the bracket.

- The Charleston Classic is the first of three ESPN-sponsored events that the Huskers will compete in over the next three seasons. In 2014-15, Nebraska will be in the Diamond Head Classic in Honolulu, while participating in the Wooden Legacy in 2015-16.

- Nebraska's single-plays in Big Ten action this season are Iowa (away), Michigan State (away), Minnesota (home) and Wisconsin (home).

A TALL TALE

Sophomore Sergej Vucetic is the first seven-footer in the Nebraska program in over two decades. The last time NU had a seven-footer on the roster was during the 1990-91 season, when the Huskers had a pair of seven-footers in Rich King, who became a first round pick in the 1991 NBA Draft, and Kelly Lively. Vucetic played in 11 games in 2012-13, scoring four points at No. 8 Ohio State on Jan. 2, and two points at No. 1 Indiana on Feb. 13, and against Ohio State in the Big Ten Tournament. This season, he has played in three games, totaling four points and three rebounds in eight minutes of action.

TALLEST HUSKERS (SINCE '61)

No.	Player	Ht.	Lettered
1.	Rich King	7-2	1988-91
2.	Sergej Vucetic	7-1	current
3.	Kelly Lively	7-0	1989-91
	Dave MacFarlane	7-0	1980

ABOUT PINNACLE BANK ARENA

Groundbreaking for Pinnacle Bank Arena took place on Sept. 7, 2011, and the construction took 706 days until it was turned over to the City of Lincoln on Aug. 12, 2013. The cost of the arena was \$179 million dollars.

ARENA ENTRANCES

There are two public entrances to Pinnacle Bank Arena. The main entry is located at the event concourse level on the south side on R Street between Canopy Street and Arena Drive. The other entrance is located at the main concourse level on the northeast corner of the arena off the Canopy Street pedestrian ramp.

ARENA PARKING

Pinnacle Bank Arena Parking Lot: Attached to Pinnacle Bank Arena (permit only, 283 stalls)

Red 1 Garage: Located one block south of Pinnacle Bank Arena on Arena Drive (permit only, 950 stalls)

Lumberworks Garage: Located four blocks south of Pinnacle Bank Arena at the corner of Canopy Street and O Street (500 stalls, November 2013)

Festival Space Parking: Located north of Pinnacle Bank Arena and connected to the arena via pedestrian bridge (1,300 stalls)

Lots 7 and 18: Located northeast of Pinnacle Bank Arena on North 8th Street (permit only, 500 stalls)

Lots 19, 20 & 21: Located at Haymarket Park north of Pinnacle Bank Arena and connected to the Haymarket District via walkway (1,650 stalls)

DOWNTOWN PARKING

In addition to the lots around Pinnacle Bank Arena, several parking garages are located downtown and are available for events at Pinnacle Bank Arena. For locations, use the QR code or Contact City of Lincoln Parking Services at 402.441.PARK or visit ParkAndGo.org.



PINNACLE BANK ARENA TIMELINE

May 11, 2010	Lincoln Arena Bond Issue Passes
Sept. 7, 2011	Arena Groundbreaking
Dec. 6, 2011	Naming rights awarded to Pinnacle Bank Arena
June 2, 2012	Removal of BNSF Railroad begins
Sept. 14, 2012	Canopy Street Groundbreaking
Dec. 12, 2012	Arena Topping Off Ceremony
Aug. 12, 2013	Arena Completion Date
Aug. 16, 2013	UNL Graduate Commencement
Aug. 17, 2013	UNL Undergraduate Commencement
Aug. 29, 2013	Pinnacle Bank Arena Grand Opening
Sept. 13, 2013	Michael Bublé Concert (1st concert)
Oct. 27, 2013	NU WBB vs. Pittsburg State (exhibition)
Nov. 4, 2013	NU MBB vs. UNK (exhibition)
Nov. 8, 2013	Regular-season openers for MBB & WBB



FIRST FOUR REGULAR-SEASON HOME GAMES

Men's Basketball			Women's Basketball		
Date	Opponent	Time	Date	Opponent	Time
Fri., Nov. 8	FGCU	8 p.m.	Fri., Nov. 8	UCLA	Noon
Tues., Nov. 12	Western Illinois	7 p.m.	Mon., Nov. 11	Alabama	7 p.m.
Sun., Nov. 17	South Carolina State	2 p.m.	Thurs., Nov. 21	Arkansas-Pine Bluff	7 p.m.
Sat., Nov. 20	Northern Illinois	Noon	Wed., Nov. 27	UMass-Lowell	7 p.m.

PINNACLE BANK ARENA INFORMATION

Owner: City of Lincoln

Owner's Representative: PC Sports

Operator: SMG

Construction Managers: M.A. Mortenson Company/Hampton Construction Company

PINNACLE BANK ARENA DESIGN TEAM:

Architect: DLR Group

Structural Engineers: Buro-Happold/DLR Group

Plumbing Engineers: DLR Group

Audio/Video/Acoustics Engineers: Wrightson, Johnson, Haddan and Williams, Inc.

Food Service Consultant: SMG/Savor and Williams Caruso & Associates

Codes, ADA, Fire Protection: Code Consultants, Inc.

Vertical Transportation: Lerch Bates & Associates

Ice Floor Design: Cimco

Associate Architects: BVH Architects/The Clark Enersen Partners

Heating Ventilation, Air Conditioning, Electrical Engineering: M-E Engineers

Civil Engineers: Olsson Associates

Wind, Snow Engineers: CPP

Graphics/Wayfinding: CATT-Lyon Design

Sales and Marketing: Legends Sales and Marketing

PINNACLE BANK ARENA BY THE NUMBERS

470,400 The size of Pinnacle Bank Arena in square feet.

15,000 Seating capacity for men's basketball.

2,200 Square feet in the new Huskers Authentic store located at the south entrance on the main plaza.

1,650 Student section seating for the Red Zone with nearly 1,000 seats in the 100 level.

1,472 Square feet of each of the four main Panasonic video boards - all broadcasting in 720 HD.

313 Number of television monitors (all between 42 and 55 inches) located around Pinnacle Bank Arena.

232 Pieces that comprise the Robbins All-Star Plus floor (218 pieces of 4' x 8' and 14 pieces of 14' x 4').

36 Number of founders and executive suites, located between the 100 level and mezzanine level. Each suite has 12 seats and four barstools.

36 Number of restroom facilities (16 men's, 16 women's and 4 family restrooms).

20 Number of open-air loge boxes, located between the 100 level and mezzanine level.

13 Number of ticket windows, 11 located on the main level of the south plaza and two in the north lobby.

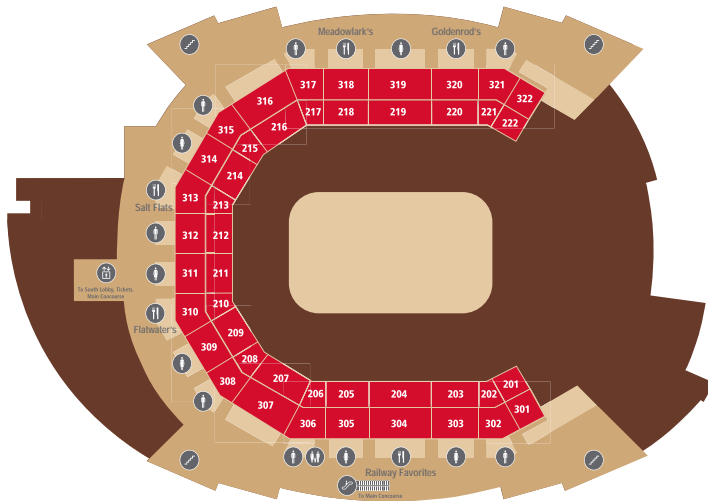
11 Permanent concession stands, and when combined with 20 carts, provide 160 points of sale inside the arena.

4 ATMs at Pinnacle Bank Arena with locations in the south plaza and in sections 104, 110 and 308.

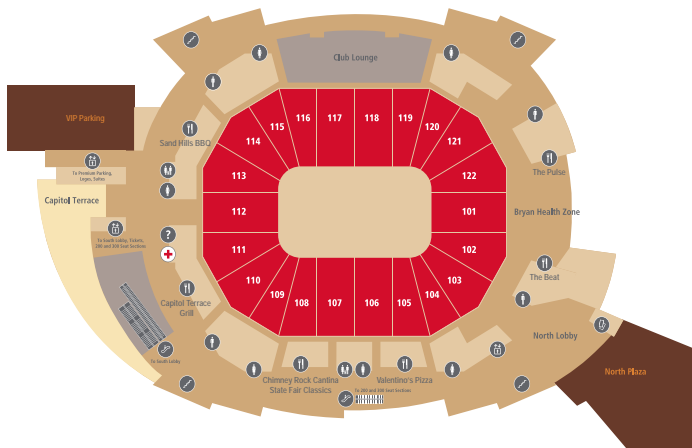


PINNACLE BANK ARENA MAP & SEATING CHART

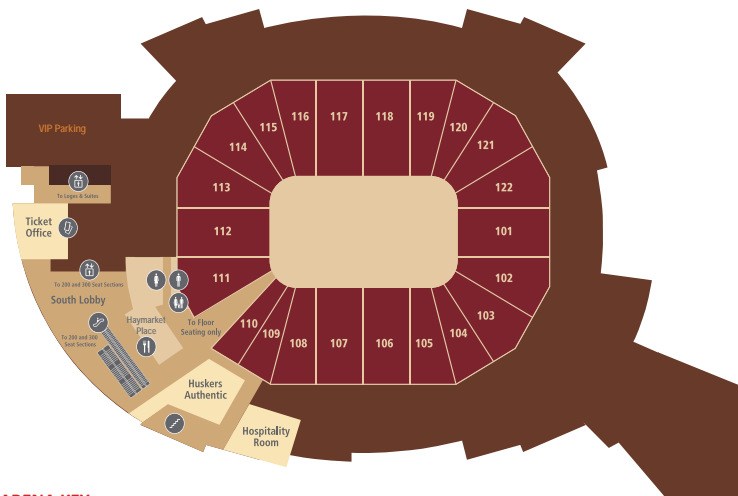
Upper Concourse



Main Concourse



Event Level



ARENA KEY

- | | | | |
|-----------|-------------|------------------|----------------|
| First Aid | Stairs | Men's Restroom | Guest Services |
| Elevator | Tickets | Women's Restroom | |
| Escalator | Concessions | Family Restroom | |

FOLLOW THE HUSKERS

@Huskers
 @HuskerHoops
 @HuskerWBB
 #Huskers

GUEST SERVICES AND LOST AND FOUND

Fans seeking assistance inside Pinnacle Bank Arena are encouraged to contact the nearest event staff worker. For emergencies and any lost and found items, visit the Guest Services booth, which is located above Section 111.

FIRST AID

The First Aid Station is located above Section 111 on the main concourse.

TICKETS

Ticket booths are located on the main level of the south plaza and in the north lobby. Ticket windows open 90 minutes prior to tipoff. For ticket information, call 800-8-BIGRED or visit Huskers.com. Arena doors open 60 minutes before tip off.

STUBHUB TICKET MARKETPLACE

Unable to attend a Husker game? You can sell your unused tickets on the Nebraska Men's Basketball Marketplace, now integrated with StubHub. This exciting new partnership allows more freedom in pricing and expanded payment and posting options which enable you to reach a broader audience than ever before. This integration also includes electronic ticket delivery and allows you to post tickets for sale right up until game time in a safe and secure environment, supported by Nebraska Athletics. Visit Huskers.com/marketplace for more details.

ARENA CONCESSION STANDS/LOCATIONS

Haymarket Place – Main Lobby/Event Level

Styled to reflect the downtown area just steps outside the arena doors, Haymarket Place offers standard concession fare plus The Haymaker, a double cheeseburger with a hotdog grilled and split, topped with coleslaw and fries.

Sandhills BBQ – Section 113/Main Concourse

Named after the rolling Sand Hills of Nebraska, Sandhills BBQ features house smoked BBQ sandwiches and unique specialty seasonings.

Chimney Rock-State Fair – Section 108/Main Concourse

This is a dual stand with one side featuring the Chimney Rock Cantina that will offer Southwest fare, with the other side featuring a classic Nebraska State Fair menu. The highlighted item at Chimney Rock Cantina is the Walk-a-Taco, a bag of Tostitos chips, nacho cheese, chili and fresh salsa. The State Fair Classics offer fried items including fried pickles, fried apple pies and corndogs.

Capitol Terrace Grill – Section 111/Main Concourse

The Nebraska State Capitol is the inspiration for this stand, as you can see downtown Lincoln through the picture windows. The featured item at this stand is the Capital Steak Sandwich, grilled sirloin topped with sautéed onions, bacon and melted provolone cheese on a Ciabatta bun.

Valentino's Pizza – Section 105/Main Concourse

Valentino's pizza by the slice, spinach & artichoke dip and wings.

The Beat – Section 102/Main Concourse

The Beat features an assortment of hot dogs cooked in a variety of ways.

The Pulse – Section 122/Main Concourse

The specialty of the Pulse are sandwiches, including the Renegade Burger, two juicy grilled burgers topped with melted Swiss cheese, several Italian cold cuts atop a bed of shredded lettuce, tomatoes and onions served on a fresh baked Italian roll.

Flat Waters, Salt Flat Favorites & Goldenrods – Section 310, 313 & 320/Upper Concourse

Offers the arena dog, bavarian braided pretzel, fresh popcorn and nachos.

Railway Favorites – Section 314/Upper Concourse

Highlights the railways around the Haymarket District. Railway Favorites at the top of the escalator that carries you up from the grand entrance and will feature many similar items from the main concourse, but will also feature its own specialty sandwich, exclusive to the upper deck.

Meadowlarks – Section 318/Upper Concourse

Meadowlarks highlights the prairie around Nebraska. The featured dish at this stand are the Philly Fries, which are seasoned fries drizzled with white cheese sauce.



2013-14 Record
5-2

Big Ten Record
0-0

AP
NR

Coaches
NR

Last Game
def. Northern Illinois,
63-58, on Nov. 30

Head Coach (Yr.)
Tim Miles (2nd)

Asst. Coaches
Chris Harriman (2nd)
Kenya Hunter (1st)
Craig Smith (2nd)

NEBRASKA BASKETBALL

	0		TAI WEBSTER G • 6-4 • 194 • Fr. • Auckland, New Zealand <table><tr><th></th><th>MPG</th><th>PTS</th><th>REB</th><th>AST</th><th>FG%</th><th>3FG%</th><th>FT%</th></tr><tr><td>2013-14</td><td>26.9</td><td>9.0</td><td>2.4</td><td>1.7</td><td>37.0</td><td>16.7</td><td>56.3</td></tr><tr><td>CAREER</td><td>26.9</td><td>9.0</td><td>2.4</td><td>1.7</td><td>37.0</td><td>16.7</td><td>56.3</td></tr></table> <p>Last Game: Held to four points, three assists and four rebounds vs. Northern Illinois • Had season-highs in points (13) and assists (3) in the win over Georgia • New Zealand National Team member who averaged 13.5 ppg at the 2012 FIBA World Olympic Qualifying Tournament</p>		MPG	PTS	REB	AST	FG%	3FG%	FT%	2013-14	26.9	9.0	2.4	1.7	37.0	16.7	56.3	CAREER	26.9	9.0	2.4	1.7	37.0	16.7	56.3
	MPG	PTS	REB	AST	FG%	3FG%	FT%																				
2013-14	26.9	9.0	2.4	1.7	37.0	16.7	56.3																				
CAREER	26.9	9.0	2.4	1.7	37.0	16.7	56.3																				
	1		DEVERELL BIGGS G • 6-0 • 175 • Jr. • Omaha, Neb. <table><tr><th></th><th>MPG</th><th>PTS</th><th>REB</th><th>AST</th><th>FG%</th><th>3FG%</th><th>FT%</th></tr><tr><td>2013-14</td><td>19.4</td><td>12.0</td><td>2.4</td><td>1.4</td><td>46.3</td><td>62.5</td><td>70.8</td></tr><tr><td>CAREER</td><td>19.4</td><td>12.0</td><td>2.4</td><td>1.4</td><td>46.3</td><td>62.5</td><td>70.8</td></tr></table> <p>Last Game: Season-high 18 points on 5-of-9 shooting and four rebounds vs. NIU • Had 17 points, three rebounds and two assists in his debut vs. South Carolina St. • Earned first-team NJCAA All-America honors at Seward County CC in 2011-12, averaging 14.6 points, 3.1 assists, 3.7 rebounds and 3.3 steals per game</p>		MPG	PTS	REB	AST	FG%	3FG%	FT%	2013-14	19.4	12.0	2.4	1.4	46.3	62.5	70.8	CAREER	19.4	12.0	2.4	1.4	46.3	62.5	70.8
	MPG	PTS	REB	AST	FG%	3FG%	FT%																				
2013-14	19.4	12.0	2.4	1.4	46.3	62.5	70.8																				
CAREER	19.4	12.0	2.4	1.4	46.3	62.5	70.8																				
	2		DAVID RIVERS F • 6-7 • 198 • Jr. • Little Rock, Ark. <table><tr><th></th><th>MPG</th><th>PTS</th><th>REB</th><th>AST</th><th>FG%</th><th>3FG%</th><th>FT%</th></tr><tr><td>2013-14</td><td>20.3</td><td>3.1</td><td>1.7</td><td>0.4</td><td>57.1</td><td>00.0</td><td>54.5</td></tr><tr><td>CAREER</td><td>19.1</td><td>3.9</td><td>2.4</td><td>0.5</td><td>39.6</td><td>18.6</td><td>54.5</td></tr></table> <p>Last Game: Had one point and one rebound in 15 minutes vs. Northern Illinois • Had 10 points, four rebounds and a career-high four steals vs. UMass • Averaged 5.6 points & 3.4 rebounds per game while playing all 33 games in 2012-13 • Career bests in points (20) & rebounds (7), hitting 8-of-10 shots vs. Cent. Mich.</p>		MPG	PTS	REB	AST	FG%	3FG%	FT%	2013-14	20.3	3.1	1.7	0.4	57.1	00.0	54.5	CAREER	19.1	3.9	2.4	0.5	39.6	18.6	54.5
	MPG	PTS	REB	AST	FG%	3FG%	FT%																				
2013-14	20.3	3.1	1.7	0.4	57.1	00.0	54.5																				
CAREER	19.1	3.9	2.4	0.5	39.6	18.6	54.5																				
	3		BENNY PARKER G • 5-9 • 166 • So. • Kansas City, Kan. <table><tr><th></th><th>MPG</th><th>PTS</th><th>REB</th><th>AST</th><th>FG%</th><th>3FG%</th><th>FT%</th></tr><tr><td>2013-14</td><td>15.9</td><td>2.1</td><td>1.1</td><td>1.4</td><td>36.8</td><td>0.0</td><td>100.0</td></tr><tr><td>CAREER</td><td>19.8</td><td>2.6</td><td>1.3</td><td>2.0</td><td>35.8</td><td>11.8</td><td>67.6</td></tr></table> <p>Last Game: Started at point guard, had two points and an assist in 10 minutes vs. NIU • Came off the bench for a career-high nine points and two steals vs. FGCU • His 69 assists in 2012-13 were seventh on NU's freshman assists list • Averaged 24.8 PPG, 6.2 APG & 3.9 SPG at Sumner Academy as a senior</p>		MPG	PTS	REB	AST	FG%	3FG%	FT%	2013-14	15.9	2.1	1.1	1.4	36.8	0.0	100.0	CAREER	19.8	2.6	1.3	2.0	35.8	11.8	67.6
	MPG	PTS	REB	AST	FG%	3FG%	FT%																				
2013-14	15.9	2.1	1.1	1.4	36.8	0.0	100.0																				
CAREER	19.8	2.6	1.3	2.0	35.8	11.8	67.6																				
	4		NATHAN HAWKINS G • 6-6 • 198 • Fr. • Rowlett, Texas <table><tr><th></th><th>MPG</th><th>PTS</th><th>REB</th><th>AST</th><th>FG%</th><th>3FG%</th><th>FT%</th></tr><tr><td>2013-14</td><td>0.0</td><td>0.0</td><td>0.0</td><td>0.0</td><td>0.0</td><td>0.0</td><td>0.0</td></tr><tr><td>CAREER</td><td>0.0</td><td>0.0</td><td>0.0</td><td>0.0</td><td>0.0</td><td>0.0</td><td>0.0</td></tr></table> <p>Last Game: Has not played in NU's first seven games, but could play vs. Miami • Started four years at Rowlett High School, totaling 1,255 points and 492 rebounds during his career. • District Co-Offensive Player of the Year in 2012-13, averaging 16.4 ppg and 7.1 rpg</p>		MPG	PTS	REB	AST	FG%	3FG%	FT%	2013-14	0.0	0.0	0.0	0.0	0.0	0.0	0.0	CAREER	0.0	0.0	0.0	0.0	0.0	0.0	0.0
	MPG	PTS	REB	AST	FG%	3FG%	FT%																				
2013-14	0.0	0.0	0.0	0.0	0.0	0.0	0.0																				
CAREER	0.0	0.0	0.0	0.0	0.0	0.0	0.0																				
	5		TERRAN PETTEWAY G/F • 6-6 • 209 • So. • Galveston, Texas <table><tr><th></th><th>MPG</th><th>PTS</th><th>REB</th><th>AST</th><th>FG%</th><th>3FG%</th><th>FT%</th></tr><tr><td>2013-14</td><td>29.7</td><td>16.0</td><td>5.1</td><td>1.1</td><td>39.3</td><td>34.8</td><td>87.2</td></tr><tr><td>NU CAREER</td><td>29.7</td><td>16.0</td><td>5.1</td><td>1.1</td><td>39.3</td><td>34.8</td><td>87.2</td></tr></table> <p>Last Game: Totaled nine of 12 points in first half vs. NIU and added five rebounds • Set a career high with 30 points, including 3 3-pointers, vs. UMass • Nearly posted a double-double with 13 points and nine rebounds • Spent the 2011-12 season at Texas Tech, averaging 3.3 ppg and 2.1 rpg</p>		MPG	PTS	REB	AST	FG%	3FG%	FT%	2013-14	29.7	16.0	5.1	1.1	39.3	34.8	87.2	NU CAREER	29.7	16.0	5.1	1.1	39.3	34.8	87.2
	MPG	PTS	REB	AST	FG%	3FG%	FT%																				
2013-14	29.7	16.0	5.1	1.1	39.3	34.8	87.2																				
NU CAREER	29.7	16.0	5.1	1.1	39.3	34.8	87.2																				
	10		TREVOR MENKE G • 5-11 • 183 • Jr. • Beatrice, Neb. <table><tr><th></th><th>MPG</th><th>PTS</th><th>REB</th><th>AST</th><th>FG%</th><th>3FG%</th><th>FT%</th></tr><tr><td>2013-14</td><td>2.0</td><td>0.0</td><td>0.0</td><td>0.0</td><td>0.0</td><td>0.0</td><td>0.0</td></tr><tr><td>CAREER</td><td>3.8</td><td>0.2</td><td>0.1</td><td>0.3</td><td>10.0</td><td>14.3</td><td>50.0</td></tr></table> <p>Last Game: Did not play against Northern Illinois • Played in 15 games in 2012-13, committing one turnover in 65 minutes • Scored first career point on a free throw against Illinois on Jan. 22 • Played 16 minutes vs. UNO, dishing out a career-high three assists</p>		MPG	PTS	REB	AST	FG%	3FG%	FT%	2013-14	2.0	0.0	0.0	0.0	0.0	0.0	0.0	CAREER	3.8	0.2	0.1	0.3	10.0	14.3	50.0
	MPG	PTS	REB	AST	FG%	3FG%	FT%																				
2013-14	2.0	0.0	0.0	0.0	0.0	0.0	0.0																				
CAREER	3.8	0.2	0.1	0.3	10.0	14.3	50.0																				
	12		MIKE PELTZ G • 6-3 • 202 • Sr. • Alliance, Neb. <table><tr><th></th><th>MPG</th><th>PTS</th><th>REB</th><th>AST</th><th>FG%</th><th>3FG%</th><th>FT%</th></tr><tr><td>2013-14</td><td>9.0</td><td>0.0</td><td>2.0</td><td>0.0</td><td>00.0</td><td>0.0</td><td>50.0</td></tr><tr><td>CAREER</td><td>14.9</td><td>1.1</td><td>2.1</td><td>1.1</td><td>23.5</td><td>66.7</td><td>50.0</td></tr></table> <p>Last Game: Did not play against Northern Illinois • Walked on to the team and played in 14 games before knee surgery • Played a career-high 22 minutes, grabbing six rebounds vs. Kent State • Averaged 7.5 points, 6.2 assists, 4.9 rebounds & 1.5 steals per game at WNCC</p>		MPG	PTS	REB	AST	FG%	3FG%	FT%	2013-14	9.0	0.0	2.0	0.0	00.0	0.0	50.0	CAREER	14.9	1.1	2.1	1.1	23.5	66.7	50.0
	MPG	PTS	REB	AST	FG%	3FG%	FT%																				
2013-14	9.0	0.0	2.0	0.0	00.0	0.0	50.0																				
CAREER	14.9	1.1	2.1	1.1	23.5	66.7	50.0																				
	14		SERGEJ VUCETIC C • 7-1 • 238 • So. • Vrbas, Serbia <table><tr><th></th><th>MPG</th><th>PTS</th><th>REB</th><th>AST</th><th>FG%</th><th>3FG%</th><th>FT%</th></tr><tr><td>2013-14</td><td>2.7</td><td>1.3</td><td>1.0</td><td>0.0</td><td>100.0</td><td>0.0</td><td>0.0</td></tr><tr><td>CAREER</td><td>1.9</td><td>0.9</td><td>0.4</td><td>0.0</td><td>75.0</td><td>0.0</td><td>0.0</td></tr></table> <p>Last Game: Did not play against Northern Illinois • Had two points, two rebounds and a blocked shot in three minutes • Played in 11 games in 2012-13, scoring eight points & grabbing two rebounds • Is NU's first 7-footer since NBA first-round draft pick Rich King in 1991</p>		MPG	PTS	REB	AST	FG%	3FG%	FT%	2013-14	2.7	1.3	1.0	0.0	100.0	0.0	0.0	CAREER	1.9	0.9	0.4	0.0	75.0	0.0	0.0
	MPG	PTS	REB	AST	FG%	3FG%	FT%																				
2013-14	2.7	1.3	1.0	0.0	100.0	0.0	0.0																				
CAREER	1.9	0.9	0.4	0.0	75.0	0.0	0.0																				
	15		RAY GALLEGOS G • 6-2 • 182 • Sr. • Salt Lake City, Utah <table><tr><th></th><th>MPG</th><th>PTS</th><th>REB</th><th>AST</th><th>FG%</th><th>3FG%</th><th>FT%</th></tr><tr><td>2013-14</td><td>22.4</td><td>8.0</td><td>0.6</td><td>0.4</td><td>42.4</td><td>46.2</td><td>0.0</td></tr><tr><td>CAREER</td><td>22.1</td><td>6.6</td><td>1.8</td><td>0.7</td><td>35.9</td><td>30.4</td><td>59.7</td></tr></table> <p>Last Game: Held scoreless for the first time since March 16, 2011 vs. NIU • Scored a career-high 30 points on 12-of-17 shooting at Minnesota on Jan. 29, 2013 • Led the Big Ten in 3-pointers per game in conference play (2.7 per game) • Had four games with at least six 3-pointers and six 20-point games in 2012-13</p>		MPG	PTS	REB	AST	FG%	3FG%	FT%	2013-14	22.4	8.0	0.6	0.4	42.4	46.2	0.0	CAREER	22.1	6.6	1.8	0.7	35.9	30.4	59.7
	MPG	PTS	REB	AST	FG%	3FG%	FT%																				
2013-14	22.4	8.0	0.6	0.4	42.4	46.2	0.0																				
CAREER	22.1	6.6	1.8	0.7	35.9	30.4	59.7																				
	21		LESLEE SMITH F • 6-8 • 255 • Jr. • Longlook, British Virgin Islands <table><tr><th></th><th>MPG</th><th>PTS</th><th>REB</th><th>AST</th><th>FG%</th><th>3FG%</th><th>FT%</th></tr><tr><td>2013-14</td><td>19.1</td><td>8.7</td><td>6.7</td><td>0.3</td><td>62.2</td><td>00.0</td><td>68.2</td></tr><tr><td>NU CAREER</td><td>19.1</td><td>8.7</td><td>6.7</td><td>0.3</td><td>62.2</td><td>00.0</td><td>68.2</td></tr></table> <p>Last Game: Had a season-high 13 points on 5-6 shooting; 9 boards & 3 steals vs. NIU • Led NU with 11 rebounds and added eight points and two blocks vs. UGA • First double-double vs. UMass with 12 points, 10 rebounds & three blocks • Played at Seward County CC in 2012-13, averaging 8.3 ppg & 6.6 rpg</p>		MPG	PTS	REB	AST	FG%	3FG%	FT%	2013-14	19.1	8.7	6.7	0.3	62.2	00.0	68.2	NU CAREER	19.1	8.7	6.7	0.3	62.2	00.0	68.2
	MPG	PTS	REB	AST	FG%	3FG%	FT%																				
2013-14	19.1	8.7	6.7	0.3	62.2	00.0	68.2																				
NU CAREER	19.1	8.7	6.7	0.3	62.2	00.0	68.2																				
	31		SHAVON SHIELDS G/F • 6-7 • 219 • So. • Olathe, Kan. <table><tr><th></th><th>MPG</th><th>PTS</th><th>REB</th><th>AST</th><th>FG%</th><th>3FG%</th><th>FT%</th></tr><tr><td>2013-14</td><td>29.1</td><td>12.4</td><td>5.1</td><td>1.7</td><td>44.6</td><td>0.0</td><td>78.7</td></tr><tr><td>CAREER</td><td>28.8</td><td>9.3</td><td>5.2</td><td>1.1</td><td>46.5</td><td>29.8</td><td>72.0</td></tr></table> <p>Last Game: Battled foul trouble and was held to seven points in 17 minutes vs. NIU • Led NU with 28 points on 8-13 shooting and 12-12 from FT line vs. FGCU • Averaged 16.5 ppg on 61 percent shooting and 6.5 rpg at 2013 B1G Tourney • Totaled career-high 29 points on 10-of-11 shooting and 6 rebounds at Penn St.</p>		MPG	PTS	REB	AST	FG%	3FG%	FT%	2013-14	29.1	12.4	5.1	1.7	44.6	0.0	78.7	CAREER	28.8	9.3	5.2	1.1	46.5	29.8	72.0
	MPG	PTS	REB	AST	FG%	3FG%	FT%																				
2013-14	29.1	12.4	5.1	1.7	44.6	0.0	78.7																				
CAREER	28.8	9.3	5.2	1.1	46.5	29.8	72.0																				
	35		WALTER PITCHFORD F • 6-10 • 234 • So. • Grand Rapids, Mich. <table><tr><th></th><th>MPG</th><th>PTS</th><th>REB</th><th>AST</th><th>FG%</th><th>3FG%</th><th>FT%</th></tr><tr><td>2013-14</td><td>22.9</td><td>8.4</td><td>4.3</td><td>0.3</td><td>47.8</td><td>45.5</td><td>62.5</td></tr><tr><td>NU CAREER</td><td>22.9</td><td>8.4</td><td>4.3</td><td>0.3</td><td>47.8</td><td>45.5</td><td>62.5</td></tr></table> <p>Last Game: Pulled down season-high 8 caroms and blocked 3 shots vs. NIU • Totaled 12 points on 5-of-8 shooting, three boards and two assists • Led NU with 14 points, all in 1st half, against Western Illinois • Appeared in 13 games, as the Gators reached the Elite Eight in 2011-12</p>		MPG	PTS	REB	AST	FG%	3FG%	FT%	2013-14	22.9	8.4	4.3	0.3	47.8	45.5	62.5	NU CAREER	22.9	8.4	4.3	0.3	47.8	45.5	62.5
	MPG	PTS	REB	AST	FG%	3FG%	FT%																				
2013-14	22.9	8.4	4.3	0.3	47.8	45.5	62.5																				
NU CAREER	22.9	8.4	4.3	0.3	47.8	45.5	62.5																				
	44		KYE KURKOWSKI F • 6-11 • 214 • Jr. • Grant, Neb. <table><tr><th></th><th>MPG</th><th>PTS</th><th>REB</th><th>AST</th><th>FG%</th><th>3FG%</th><th>FT%</th></tr><tr><td>2013-14</td><td>2.5</td><td>0.0</td><td>1.0</td><td>0.0</td><td>0.0</td><td>0.0</td><td>0.0</td></tr><tr><td>CAREER</td><td>1.7</td><td>0.2</td><td>0.4</td><td>0.0</td><td>100.0</td><td>0.0</td><td>0.0</td></tr></table> <p>Last Game: Did not play against Northern Illinois • Grabbed two rebounds in three minutes of work off the bench • Scored his only career basket against Northwestern on Jan. 26, 2013 • Redshirted in 2010-11 season and played in 2 games in 2011-12</p>		MPG	PTS	REB	AST	FG%	3FG%	FT%	2013-14	2.5	0.0	1.0	0.0	0.0	0.0	0.0	CAREER	1.7	0.2	0.4	0.0	100.0	0.0	0.0
	MPG	PTS	REB	AST	FG%	3FG%	FT%																				
2013-14	2.5	0.0	1.0	0.0	0.0	0.0	0.0																				
CAREER	1.7	0.2	0.4	0.0	100.0	0.0	0.0																				
	23		NICK FULLER G/F • 6-6 • 198 • Fr. • Sun Prairie, Wis. (will redshirt)																								
	33		TIM WAGNER G • 6-3 • 188 • Fr. • Galesville, Wis. (will redshirt - ankle)																								

Nebraska Basketball
Nebraska Season Schedule/Results & Leaders (as of Dec 01, 2013)
All games

RECORD:	OVERALL	HOME	AWAY	NEUTRAL
ALL GAMES	5-2	4-0	0-0	1-2
CONFERENCE	0-0	0-0	0-0	0-0
NON-CONFERENCE	5-2	4-0	0-0	1-2

Date	Opponent	Score	Att.	High Points	High Rebounds
11/08/13	FLORIDA GULF COAST	w 79-55	15119	(28)Shields, Shavon	(6)Shields, Shavon
11/12/13	WESTERN ILLINOIS	w 62-47	14771	(14)Pitchford, Walter	(9)Petteway, Terran
11/17/13	SOUTH CAROLINA STATE	w 83-57	14765	(18)Gallegos, Ray	(7)Smith, Leslee
11/21/13	%vs UMass	90-96 L	1873	(30)Petteway, Terran	(10)Smith, Leslee
11/22/13	%vs UAB	74-87 L	1730	(21)Petteway, Terran	(6)Pitchford, Walter
11/24/13	%vs Georgia	w 73-65	1137	(15)Petteway, Terran	(11)Smith, Leslee
11/30/13	NORTHERN ILLINOIS	w 63-58	15332	(18)Biggs, Deverell	(9)Smith, Leslee

* - Conference game

Attendance Summary	Games	Attend	Avg/Game
Home	4	59987	14997
Away	0	0	0
Neutral	3	4740	1580
Total	7	64727	9247

Nebraska Basketball
Nebraska Combined Team Statistics (as of Dec 01, 2013)
All games

RECORD:	OVERALL	HOME	AWAY	NEUTRAL
ALL GAMES	5-2	4-0	0-0	1-2
CONFERENCE	0-0	0-0	0-0	0-0
NON-CONFERENCE	5-2	4-0	0-0	1-2

##	Player	gp-gs	min	avg	Total		3-Point		F-Throw		Rebounds				pf	dq	a	to	blk	stl	pts	avg
					fg-fga	fg%	3fg-fga	3fg%	ft-fa	ft%	off	def	tot	avg								
05	Petteway, Terran	7-7	208	29.7	35-89	.393	8-23	.348	34-39	.872	9	27	36	5.1	17	1	8	14	2	6	112	16.0
31	Shields, Shavon	7-7	204	29.1	25-56	.446	0-8	.000	37-47	.787	11	25	36	5.1	22	2	12	9	4	4	87	12.4
01	Biggs, Deverell	5-0	97	19.4	19-41	.463	5-8	.625	17-24	.708	4	8	12	2.4	14	1	5	8	2	4	60	12.0
00	Webster, Tai	7-5	188	26.9	17-46	.370	2-12	.167	27-48	.563	5	12	17	2.4	22	0	12	10	0	5	63	9.0
21	Smith, Leslee	7-0	134	19.1	23-37	.622	0-1	.000	15-22	.682	18	29	47	6.7	20	0	2	11	9	10	61	8.7
35	Pitchford, Walter	7-7	160	22.9	22-46	.478	10-22	.455	5-8	.625	7	23	30	4.3	24	2	2	0	5	4	59	8.4
15	Gallegos, Ray	5-1	112	22.4	14-33	.424	12-26	.462	0-0	.000	1	2	3	0.6	8	0	2	2	0	3	40	8.0
02	Rivers, David	7-6	142	20.3	8-14	.571	0-1	.000	6-11	.545	6	6	12	1.7	19	1	3	7	2	11	22	3.1
03	Parker, Benny	7-2	111	15.9	7-19	.368	0-4	.000	1-1	1.000	1	7	8	1.1	9	0	10	2	0	6	15	2.1
14	Vucetic, Sergej	3-0	8	2.7	2-2	1.000	0-0	.000	0-0	.000	1	2	3	1.0	0	0	0	0	1	0	4	1.3
12	Peltz, Mike	3-0	27	9.0	0-3	.000	0-0	.000	1-2	.500	2	4	6	2.0	7	0	0	0	0	1	1	0.3
44	Kurkowski, Kye	2-0	5	2.5	0-0	.000	0-0	.000	0-0	.000	0	2	2	1.0	1	0	0	0	0	0	0	0.0
10	Menke, Trevor	2-0	4	2.0	0-1	.000	0-1	.000	0-0	.000	0	0	0	0.0	0	0	0	0	0	0	0	0.0
Team											12	17	29				2					
Total.....		7	1400		172-387	.444	37-106	.349	143-202	.708	77	164	241	34.4	163	7	56	65	25	54	524	74.9
Opponents.....		7	1400		154-360	.428	30-104	.288	127-193	.658	82	170	252	36.0	145	1	64	98	22	27	465	66.4

TEAM STATISTICS	NEB	OPP	Date	Opponent	Score	Att.
SCORING	524	465	11/08/13	FLORIDA GULF COAST	w 79-55	15119
Points per game	74.9	66.4	11/12/13	WESTERN ILLINOIS	w 62-47	14771
Scoring margin	+8.4	-	11/17/13	SOUTH CAROLINA STATE	w 83-57	14765
FIELD GOALS-ATT	172-387	154-360	% 11/21/13	vs UMass	L 90-96	1873
Field goal pct	.444	.428	% 11/22/13	vs UAB	L 74-87	1730
3 POINT FG-ATT	37-106	30-104	% 11/24/13	vs Georgia	w 73-65	1137
3-point FG pct	.349	.288	11/30/13	NORTHERN ILLINOIS	w 63-58	15332
3-pt FG made per game	5.3	4.3	* - Conference game			
FREE THROWS-ATT	143-202	127-193				
Free throw pct	.708	.658				
F-Throws made per game	20.4	18.1				
REBOUNDS	241	252				
Rebounds per game	34.4	36.0				
Rebounding margin	-1.6	-				
ASSISTS	56	64				
Assists per game	8.0	9.1				
TURNOVERS	65	98				
Turnovers per game	9.3	14.0				
Turnover margin	+4.7	-				
Assist/turnover ratio	0.9	0.7				
STEALS	54	27				
Steals per game	7.7	3.9				
BLOCKS	25	22				
Blocks per game	3.6	3.1				
ATTENDANCE	59987	4740				
Home games-Avg/Game	4-14997	0-0				
Neutral site-Avg/Game	-	3-1580				

Score by Periods	1st	2nd	Totals
Nebraska	256	268	524
Opponents	207	258	465

Nebraska Basketball
Nebraska Points-Rebounds-Assists (as of Dec 01, 2013)
All games

Opponent	Date	Score		00 WEBSTER,TA	01 BIGGS,DEVE	02 RIVERS,DAV	03 PARKER,BEN	05 PETTEWAY,T	10 MENKE,TREV	12 PELTZ,MIKE
FLORIDA GULF COAST	11/08/13	79-55	w	9-2-1	DNP	5-1-1	9-2-0	17-4-1	DNP	1-4-0
WESTERN ILLINOIS	11/12/13	62-47	w	8-3-1	DNP	4-3-0	0-2-2	13-9-2	0-0-0	0-1-0
SOUTH CAROLINA STATE	11/17/13	83-57	w	13-4-2	17-3-2	0-2-0	2-1-3	4-3-3	0-0-0	DNP
vs UMass	11/21/13	90-96	L	12-4-2	9-3-1	10-3-1	0-0-1	30-3-0	DNP	0-1-0
vs UAB	11/22/13	74-87	L	3-0-0	11-2-1	2-2-0	2-1-2	21-5-0	DNP	DNP
vs Georgia	11/24/13	73-65	w	14-0-3	5-0-0	0-0-0	0-1-1	15-7-1	DNP	DNP
NORTHERN ILLINOIS	11/30/13	63-58	w	4-4-3	18-4-1	1-1-1	2-1-1	12-5-1	DNP	DNP

Opponent	Date	Score		14 VUCETIC,SE	15 GALLEGOS,R	21 SMITH,LESL	31 SHIELDS,SH	35 PITCHFORD,	44 KURKOWSKI,
FLORIDA GULF COAST	11/08/13	79-55	w	2-1-0	DNP	1-4-0	28-6-3	7-4-0	0-0-0
WESTERN ILLINOIS	11/12/13	62-47	w	0-0-0	DNP	10-5-0	13-4-1	14-2-0	DNP
SOUTH CAROLINA STATE	11/17/13	83-57	w	2-2-0	18-0-0	12-7-0	10-6-1	5-5-0	0-2-0
vs UMass	11/21/13	90-96	L	DNP	2-0-1	12-10-0	10-6-0	5-2-0	DNP
vs UAB	11/22/13	74-87	L	DNP	9-1-1	5-1-0	11-4-3	10-6-0	DNP
vs Georgia	11/24/13	73-65	w	DNP	11-1-0	8-11-1	8-6-2	12-3-2	DNP
NORTHERN ILLINOIS	11/30/13	63-58	w	DNP	0-1-0	13-9-1	7-4-2	6-8-0	DNP

Nebraska Basketball
Nebraska Season/Career Statistics (as of Dec 01, 2013)
All games

SEASON STATISTICS

CAREER STATISTICS

SUMMARY	gp-gs	min/g	fg%	3fg%	ft%	r/g	a/g	stl	blk	pts/g	gp-gs	min/g	fg%	3fg%	ft%	r/g	a/g	stl	blk	pts/g
Petteway, Terran	7-7	29.7	.393	.348	.872	5.1	1.1	6	2	16.0	7-7	29.7	.393	.348	.872	5.1	1.1	6	2	16.0
Shields, Shavon	7-7	29.1	.446	.000	.787	5.1	1.7	4	4	12.4	35-26	28.8	.465	.298	.720	5.1	1.1	27	12	9.3
Biggs, Deverell	5-0	19.4	.463	.625	.708	2.4	1.0	4	2	12.0	5-0	19.4	.463	.625	.708	2.4	1.0	4	2	12.0
Webster, Tai	7-5	26.9	.370	.167	.563	2.4	1.7	5	0	9.0	7-5	26.9	.370	.167	.563	2.4	1.7	5	0	9.0
Smith, Leslee	7-0	19.1	.622	.000	.682	6.7	0.3	10	9	8.7	7-0	19.1	.622	.000	.682	6.7	0.3	10	9	8.7
Pitchford, Walter	7-7	22.9	.478	.455	.625	4.3	0.3	4	5	8.4	7-7	22.9	.478	.455	.625	4.3	0.3	4	5	8.4
Gallegos, Ray	5-1	22.4	.424	.462	.000	0.6	0.4	3	0	8.0	93-38	22.1	.359	.304	.597	1.8	0.7	68	22	6.6
Rivers, David	7-6	20.3	.571	.000	.545	1.7	0.4	11	2	3.1	59-23	19.1	.396	.186	.545	2.4	0.5	30	18	3.9
Parker, Benny	7-2	15.9	.368	.000	1.000	1.1	1.4	6	0	2.1	40-18	19.8	.358	.118	.676	1.3	2.0	30	2	2.6
Vucetic, Sergej	3-0	2.7	1.000	.000	.000	1.0	0.0	0	1	1.3	14-0	1.9	.750	.000	.000	0.4	0.0	0	1	0.9
Peltz, Mike	3-0	9.0	.000	.000	.500	2.0	0.0	1	0	0.3	17-0	14.1	.235	.667	.500	2.1	1.0	2	0	1.0
Kurkowski, Kye	2-0	2.5	.000	.000	.000	1.0	0.0	0	0	0.0	10-0	1.7	1.000	.000	.000	0.4	0.0	0	0	0.2
Menke, Trevor	2-0	2.0	.000	.000	.000	0.0	0.0	0	0	0.0	20-0	3.8	.100	.143	.500	0.1	0.3	1	0	0.2

SCORING	fg-fga	fg%	3fg-fga	3fg%	ft-fta	ft%	pts	pts/g	fg-fga	fg%	3fg-fga	3fg%	ft-fta	ft%	pts	pts/g
Petteway, Terran	35-89	.393	8-23	.348	34-39	.872	112	16.0	35-89	.393	8-23	.348	34-39	.872	112	16.0
Shields, Shavon	25-56	.446	0-8	.000	37-47	.787	87	12.4	114-245	.465	14-47	.298	85-118	.720	327	9.3
Biggs, Deverell	19-41	.463	5-8	.625	17-24	.708	60	12.0	19-41	.463	5-8	.625	17-24	.708	60	12.0
Webster, Tai	17-46	.370	2-12	.167	27-48	.563	63	9.0	17-46	.370	2-12	.167	27-48	.563	63	9.0
Smith, Leslee	23-37	.622	0-1	.000	15-22	.682	61	8.7	23-37	.622	0-1	.000	15-22	.682	61	8.7
Pitchford, Walter	22-46	.478	10-22	.455	5-8	.625	59	8.4	22-46	.478	10-22	.455	5-8	.625	59	8.4
Gallegos, Ray	14-33	.424	12-26	.462	0-0	.000	40	8.0	228-635	.359	116-382	.304	40-67	.597	612	6.6
Rivers, David	8-14	.571	0-1	.000	6-11	.545	22	3.1	89-225	.396	8-43	.186	42-77	.545	228	3.9
Parker, Benny	7-19	.368	0-4	.000	1-1	1.000	15	2.1	38-106	.358	2-17	.118	25-37	.676	103	2.6
Vucetic, Sergej	2-2	1.000	0-0	.000	0-0	.000	4	1.3	6-8	.750	0-0	.000	0-3	.000	12	0.9
Peltz, Mike	0-3	.000	0-0	.000	1-2	.500	1	0.3	4-17	.235	2-3	.667	7-14	.500	17	1.0
Kurkowski, Kye	0-0	.000	0-0	.000	0-0	.000	0	0.0	1-1	1.000	0-0	.000	0-0	.000	2	0.2
Menke, Trevor	0-1	.000	0-1	.000	0-0	.000	0	0.0	1-10	.100	1-7	.143	1-2	.500	4	0.2

TOTALS	o-reb	d-reb	t-reb	pf	fo	ast	to	a/to	o-reb	d-reb	t-reb	pf	fo	ast	to	a/to
Petteway, Terran	9	27	36	17	1	8	14	0.6	9	27	36	17	1	8	14	0.6
Shields, Shavon	11	25	36	22	2	12	9	1.3	45	135	180	109	6	37	56	0.7
Biggs, Deverell	4	8	12	14	1	5	8	0.6	4	8	12	14	1	5	8	0.6
Webster, Tai	5	12	17	22	0	12	10	1.2	5	12	17	22	0	12	10	1.2
Smith, Leslee	18	29	47	20	0	2	11	0.2	18	29	47	20	0	2	11	0.2
Pitchford, Walter	7	23	30	24	2	2	0	0.0	7	23	30	24	2	2	0	0.0
Gallegos, Ray	1	2	3	8	0	2	2	1.0	13	157	170	119	1	69	64	1.1
Rivers, David	6	6	12	19	1	3	7	0.4	53	87	140	96	3	32	34	0.9
Parker, Benny	1	7	8	9	0	10	2	5.0	5	47	52	66	1	79	45	1.8
Vucetic, Sergej	1	2	3	0	0	0	0	0.0	2	3	5	1	0	0	0	0.0
Peltz, Mike	2	4	6	7	0	0	0	0.0	9	26	35	36	0	17	15	1.1
Kurkowski, Kye	0	2	2	1	0	0	0	0.0	0	4	4	1	0	0	1	0.0
Menke, Trevor	0	0	0	0	0	0	0	0.0	1	1	2	8	0	5	1	5.0

Nebraska Basketball
Nebraska Team Game-by-Game Comparison (as of Dec 01, 2013)
All games

Opponent	1st	2nd	Score	Mar	Total FG	FG Pct	3-Pointers	3FG Pct	Free Throws	FT Pct	Rebounds	Assist	T/Over	Block	Steal	Fouls
FLORIDA GULF COAST	39/27	40/28	79-55	+24	25-48/19-43	.521/.442	5-10/6-15	.500/.400	24-31/11-21	.774/.524	33/23 +10	6/8	9/16	1/2	7/3	22/21
WESTERN ILLINOIS	36/17	26/30	62-47	+15	22-50/17-45	.440/.378	5-13/4-19	.385/.211	13-22/9-15	.591/.600	34/30 +4	6/7	9/15	1/2	7/5	16/18
SOUTH CAROLINA STATE	39/31	44/26	83-57	+26	26-56/18-56	.464/.321	8-20/6-19	.400/.316	23-32/15-23	.719/.652	36/42 (6)	11/9	5/16	4/1	5/1	20/24
UMass	39/42	51/54	90-96	(6)	28-66/30-59	.424/.508	5-16/3-11	.313/.273	29-39/33-43	.744/.767	36/43 (7)	6/10	13/16	5/4	10/5	34/27
UAB	34/31	40/56	74-87	(13)	28-65/29-54	.431/.537	6-20/5-13	.300/.385	12-18/24-33	.667/.727	28/41 (13)	7/16	6/12	1/6	9/2	24/12
Georgia	34/31	39/34	73-65	+8	23-52/23-54	.442/.426	5-12/3-13	.417/.231	22-27/16-30	.815/.533	36/35 +1	10/7	7/7	7/4	6/2	25/18
NORTHERN ILLINOIS	35/28	28/30	63-58	+5	20-50/18-49	.400/.367	3-15/3-14	.200/.214	20-33/19-28	.606/.679	38/38 -	10/7	16/16	6/3	10/9	22/25

Note: Game totals are displayed in the format TEAM/OPPONENT for each category

2013-14 TEAM GAME-BY-GAME COMPARISON

Team	FG-FGA	Pct.	3FG-3FGA	Pct.	FT-FTA	Pct.	O-D	Reb.	PF	A	TO	B	S	Pts.	W/L
Florida Gulf Coast at Nebraska	19-43	.442	6-15	.400	11-21	.524	3-20	23	21	8	16	2	3	55	
	25-48	.521	5-10	.500	24-31	.774	7-26	33	22	6	9	1	7	79	W
Western Illinois at Nebraska	17-45	.378	4-19	.211	9-15	.600	5-25	30	18	7	15	2	5	47	
	22-50	.440	5-13	.385	13-22	.591	8-26	34	16	6	9	1	7	62	W
South Carolina State at Nebraska	18-56	.321	6-19	.316	15-23	.652	17-25	42	24	9	16	1	1	57	
	26-56	.464	8-20	.400	23-32	.719	10-26	36	20	11	5	4	5	83	W
vs. Massachusetts Nebraska	30-59	.508	3-11	.273	33-43	.767	17-26	43	27	10	6	4	5	96	
	28-66	.424	5-16	.313	29-39	.744	18-18	36	34	6	13	5	10	90	L
vs. UAB Nebraska	29-54	.537	5-13	.385	24-33	.727	14-27	41	12	16	12	6	2	87	
	28-65	.431	6-20	.300	12-18	.667	11-17	28	24	7	6	1	9	74	L
vs. Georgia Nebraska	23-54	.426	3-13	.231	16-30	.533	14-21	35	18	7	7	4	2	65	
	23-52	.442	5-12	.417	22-27	.815	11-25	36	25	10	7	7	6	73	W
Northern Illinois Nebraska	18-49	.367	3-14	.214	19-28	.679	12-26	38	25	7	16	3	9	58	
	20-50	.400	3-15	.200	20-33	.606	12-26	38	28	10	16	6	10	63	

2013-14 NEBRASKA TEAM SUPERLATIVES

NEBRASKA TEAM GAME HIGHS

POINTS	90	vs UMass (11/21/13)
	83	SOUTH CAROLINA STATE (11/17/13)
	79	FLORIDA GULF COAST (11/08/13)
FIELD GOALS MADE	28	vs UAB (11/22/13)
	28	vs UMass (11/21/13)
FIELD GOAL ATTEMPTS	66	vs UMass (11/21/13)
	65	vs UAB (11/22/13)
FIELD GOAL PERCENTAGE	.521 (25-48)	FLORIDA GULF COAST (11/08/13)
	.464 (26-56)	SOUTH CAROLINA STATE (11/17/13)
3 PT FIELD GOALS MADE	8	SOUTH CAROLINA STATE (11/17/13)
	6	vs UAB (11/22/13)
3 PT FG ATTEMPTS	20	vs UAB (11/22/13)
	20	SOUTH CAROLINA STATE (11/17/13)
3 PT FG PERCENTAGE	.500 (5-10)	FLORIDA GULF COAST (11/08/13)
	.417 (5-12)	vs Georgia (11/24/13)
FREE THROWS MADE	29	vs UMass (11/21/13)
	24	FLORIDA GULF COAST (11/08/13)
FREE THROW ATTEMPTS	39	vs UMass (11/21/13)
	33	NORTHERN ILLINOIS (11/30/13)
FREE THROW PERCENTAGE	.815 (22-27)	vs Georgia (11/24/13)
	.774 (24-31)	FLORIDA GULF COAST (11/08/13)
REBOUNDS	38	NORTHERN ILLINOIS (11/30/13)
	36	vs Georgia (11/24/13)
	36	vs UMass (11/21/13)
	36	SOUTH CAROLINA STATE (11/17/13)
ASSISTS	11	SOUTH CAROLINA STATE (11/17/13)
	10	NORTHERN ILLINOIS (11/30/13)
	10	vs Georgia (11/24/13)
STEALS	10	NORTHERN ILLINOIS (11/30/13)
	10	vs UMass (11/21/13)
BLOCKED SHOTS	7	vs Georgia (11/24/13)
	6	NORTHERN ILLINOIS (11/30/13)
TURNOVERS	16	NORTHERN ILLINOIS (11/30/13)
	13	vs UMass (11/21/13)
FOULS	34	vs UMass (11/21/13)
	25	vs Georgia (11/24/13)

NEBRASKA TEAM GAME LOWS

POINTS	62	WESTERN ILLINOIS (11/12/13)
	63	NORTHERN ILLINOIS (11/30/13)
FIELD GOALS MADE	20	NORTHERN ILLINOIS (11/30/13)
	22	WESTERN ILLINOIS (11/12/13)
FIELD GOAL ATTEMPTS	48	FLORIDA GULF COAST (11/08/13)
	50	WESTERN ILLINOIS (11/12/13)
	50	NORTHERN ILLINOIS (11/30/13)
FIELD GOAL PERCENTAGE	.400 (20-50)	NORTHERN ILLINOIS (11/30/13)
	.424 (28-66)	vs UMass (11/21/13)
3 PT FIELD GOALS MADE	3	NORTHERN ILLINOIS (11/30/13)
	5	FLORIDA GULF COAST (11/08/13)
	5	WESTERN ILLINOIS (11/12/13)
	5	vs UMass (11/21/13)
	5	vs Georgia (11/24/13)
3 PT FG ATTEMPTS	10	FLORIDA GULF COAST (11/08/13)
	12	vs Georgia (11/24/13)
3 PT FG PERCENTAGE	.200 (3-15)	NORTHERN ILLINOIS (11/30/13)
	.300 (6-20)	vs UAB (11/22/13)
FREE THROWS MADE	12	vs UAB (11/22/13)
	13	WESTERN ILLINOIS (11/12/13)
FREE THROW ATTEMPTS	18	vs UAB (11/22/13)
	22	WESTERN ILLINOIS (11/12/13)
FREE THROW PERCENTAGE	.591 (13-22)	WESTERN ILLINOIS (11/12/13)
	.606 (20-33)	NORTHERN ILLINOIS (11/30/13)
REBOUNDS	28	vs UAB (11/22/13)
	33	FLORIDA GULF COAST (11/08/13)
ASSISTS	6	FLORIDA GULF COAST (11/08/13)
	6	WESTERN ILLINOIS (11/12/13)
	6	vs UMass (11/21/13)
STEALS	5	SOUTH CAROLINA STATE (11/17/13)
	6	vs Georgia (11/24/13)
BLOCKED SHOTS	1	FLORIDA GULF COAST (11/08/13)
	1	WESTERN ILLINOIS (11/12/13)
	1	vs UAB (11/22/13)
TURNOVERS	5	SOUTH CAROLINA STATE (11/17/13)
	6	vs UAB (11/22/13)
FOULS	16	WESTERN ILLINOIS (11/12/13)

OPPONENT TEAM GAME HIGHS

POINTS	96	vs UMass (11/21/13)
	87	vs UAB (11/22/13)
FIELD GOALS MADE	30	vs UMass (11/21/13)
	29	vs UAB (11/22/13)
FIELD GOAL ATTEMPTS	59	vs UMass (11/21/13)
	56	SOUTH CAROLINA STATE (11/17/13)
FIELD GOAL PERCENTAGE	.537 (29-54)	vs UAB (11/22/13)
	.508 (30-59)	vs UMass (11/21/13)
3 PT FIELD GOALS MADE	6	SOUTH CAROLINA STATE (11/17/13)
	6	FLORIDA GULF COAST (11/08/13)
3 PT FG ATTEMPTS	19	SOUTH CAROLINA STATE (11/17/13)
	19	WESTERN ILLINOIS (11/12/13)
3 PT FG PERCENTAGE	.400 (6-15)	FLORIDA GULF COAST (11/08/13)
	.385 (5-13)	vs UAB (11/22/13)
FREE THROWS MADE	33	vs UMass (11/21/13)
	24	vs UAB (11/22/13)
FREE THROW ATTEMPTS	43	vs UMass (11/21/13)
	33	vs UAB (11/22/13)
FREE THROW PERCENTAGE	.767 (33-43)	vs UMass (11/21/13)
	.727 (24-33)	vs UAB (11/22/13)
REBOUNDS	43	vs UMass (11/21/13)
	42	SOUTH CAROLINA STATE (11/17/13)
ASSISTS	16	vs UAB (11/22/13)
	10	vs UMass (11/21/13)
STEALS	9	NORTHERN ILLINOIS (11/30/13)
	5	vs UMass (11/21/13)
	5	WESTERN ILLINOIS (11/12/13)
BLOCKED SHOTS	6	vs UAB (11/22/13)
	4	vs Georgia (11/24/13)
	4	vs UMass (11/21/13)
TURNOVERS	16	NORTHERN ILLINOIS (11/30/13)
	16	vs UMass (11/21/13)
	16	SOUTH CAROLINA STATE (11/17/13)
	16	FLORIDA GULF COAST (11/08/13)
FOULS	27	vs UMass (11/21/13)

OPPONENT TEAM GAME LOWS

POINTS	47	WESTERN ILLINOIS (11/12/13)
	55	FLORIDA GULF COAST (11/08/13)
FIELD GOALS MADE	17	WESTERN ILLINOIS (11/12/13)
	18	SOUTH CAROLINA STATE (11/17/13)
	18	NORTHERN ILLINOIS (11/30/13)
FIELD GOAL ATTEMPTS	43	FLORIDA GULF COAST (11/08/13)
	45	WESTERN ILLINOIS (11/12/13)
FIELD GOAL PERCENTAGE	.321 (18-56)	SOUTH CAROLINA STATE (11/17/13)
	.367 (18-49)	NORTHERN ILLINOIS (11/30/13)
3 PT FIELD GOALS MADE	3	vs UMass (11/21/13)
	3	vs Georgia (11/24/13)
	3	NORTHERN ILLINOIS (11/30/13)
3 PT FG ATTEMPTS	11	vs UMass (11/21/13)
	13	vs UAB (11/22/13)
	13	vs Georgia (11/24/13)
3 PT FG PERCENTAGE	.211 (4-19)	WESTERN ILLINOIS (11/12/13)
	.214 (3-14)	NORTHERN ILLINOIS (11/30/13)
FREE THROWS MADE	9	WESTERN ILLINOIS (11/12/13)
	11	FLORIDA GULF COAST (11/08/13)
FREE THROW ATTEMPTS	15	WESTERN ILLINOIS (11/12/13)
	21	FLORIDA GULF COAST (11/08/13)
FREE THROW PERCENTAGE	.524 (11-21)	FLORIDA GULF COAST (11/08/13)
	.533 (16-30)	vs Georgia (11/24/13)
REBOUNDS	23	FLORIDA GULF COAST (11/08/13)
	30	WESTERN ILLINOIS (11/12/13)
ASSISTS	7	WESTERN ILLINOIS (11/12/13)
	7	vs Georgia (11/24/13)
	7	NORTHERN ILLINOIS (11/30/13)
STEALS	1	SOUTH CAROLINA STATE (11/17/13)
	2	vs UAB (11/22/13)
	2	vs Georgia (11/24/13)
BLOCKED SHOTS	1	SOUTH CAROLINA STATE (11/17/13)
	2	FLORIDA GULF COAST (11/08/13)
	2	WESTERN ILLINOIS (11/12/13)
TURNOVERS	7	vs Georgia (11/24/13)
	12	vs UAB (11/22/13)
FOULS	12	vs UAB (11/22/13)

NEBRASKA MISCELLANEOUS STATISTICS

2013-14 NEBRASKA WIN/LOSS MARGIN

	1	2	3	4	5	6	7	8	9	10	11	12	13	14	15	16	17	18	19	20	+20
Husker Wins	0	0	0	0	1	0	0	1	0	0	0	0	0	0	1	0	0	0	0	0	2
Husker Losses	0	0	0	0	0	1	0	0	0	0	0	0	1	0	0	0	0	0	0	0	0

2013-14 NEBRASKA INDIVIDUAL GAME HIGHS

Points	30	Petteway, Terran vs UMass (11/21/13)
	28	Shields, Shavon vs Florida Gulf Coast (11/08/13)
	21	Petteway, Terran vs UAB (11/22/13)
Field Goals Made	9	Petteway, Terran vs UAB (11/22/13)
	8	Petteway, Terran vs UMass (11/21/13)
	8	Shields, Shavon vs Florida Gulf Coast (11/08/13)
Field Goal Att.	20	Petteway, Terran vs UMass (11/21/13)
	17	Petteway, Terran vs UAB (11/22/13)
FG Pct (min 5 made)	.833 (5-6)	Smith, Leslee vs Northern Illinois (11/30/13)
	.714 (5-7)	Smith, Leslee vs UMass (11/21/13)
3-Point FG Made	6	Gallegos, Ray vs South Carolina State (11/17/13)
	3	Gallegos, Ray vs Georgia (11/24/13)
	3	Gallegos, Ray vs UAB (11/22/13)
	3	Petteway, Terran vs UMass (11/21/13)
	3	Pitchford, Walter vs Western Illinois (11/12/13)
	3	Petteway, Terran vs Florida Gulf Coast (11/08/13)
3-Point FG Att.	10	Gallegos, Ray vs South Carolina State (11/17/13)
	6	Petteway, Terran vs UMass (11/21/13)
	6	Pitchford, Walter vs Western Illinois (11/12/13)
3-Pt FG Pct (min 2 made)	1.000 (2-2)	Pitchford, Walter vs Florida Gulf Coast (11/08/13)
	.667 (2-3)	Biggs, Deverell vs Northern Illinois (11/30/13)
Free Throws Made	12	Shields, Shavon vs Florida Gulf Coast (11/08/13)
	11	Petteway, Terran vs UMass (11/21/13)
Free Throw Att.	12	Petteway, Terran vs UMass (11/21/13)
	12	Shields, Shavon vs Florida Gulf Coast (11/08/13)
FT Pct (min 3 made)	1.000 (12-12)	Shields, Shavon vs Florida Gulf Coast (11/08/13)
	1.000 (4-4)	Shields, Shavon vs Georgia (11/24/13)
	1.000 (4-4)	Biggs, Deverell vs UMass (11/21/13)
	1.000 (4-4)	Smith, Leslee vs South Carolina State (11/17/13)
Rebounds	11	Smith, Leslee vs Georgia (11/24/13)
	10	Smith, Leslee vs UMass (11/21/13)
Assists	3	Webster, Tai vs Northern Illinois (11/30/13)
	3	Webster, Tai vs Georgia (11/24/13)
	3	Shields, Shavon vs UAB (11/22/13)
	3	Parker, Benny vs South Carolina State (11/17/13)
	3	Petteway, Terran vs South Carolina State (11/17/13)
	3	Shields, Shavon vs Florida Gulf Coast (11/08/13)
Steals	4	Rivers, David vs UMass (11/21/13)
	3	Smith, Leslee vs Northern Illinois (11/30/13)
	3	Parker, Benny vs UAB (11/22/13)
	3	Rivers, David vs UAB (11/22/13)
	3	Petteway, Terran vs UMass (11/21/13)
	3	Smith, Leslee vs South Carolina State (11/17/13)
Blocked Shots	3	Pitchford, Walter vs Northern Illinois (11/30/13)
	3	Shields, Shavon vs Georgia (11/24/13)
	3	Smith, Leslee vs UMass (11/21/13)
Turnovers	3	Several Players
Fouls	5	Several Players

2013-14 NEBRASKA RECORD BY STARTING LINEUP

No.	Starting Lineup.....	Record
1.	Petteway, Pitchford, Rivers, Shields, Webster	3-1
2.	Gallegos, Petteway, Pitchford, Shields, Webster	0-1
3.	Parker, Petteway, Pitchford, Rivers, Shields.....	2-0

2013-14 OPPONENT INDIVIDUAL GAME HIGHS

Points	32	FRAZIER, Chad vs UAB (11/22/13)
	22	GORDON, Derrick vs UMass (11/21/13)
	18	THRELOFF, Jordan vs Northern Illinois (11/30/13)
Field Goals Made	9	GORDON, Derrick vs UMass (11/21/13)
	8	FRAZIER, Chad vs UAB (11/22/13)
Field Goal Att.	14	GORDON, Derrick vs UMass (11/21/13)
	13	Mann, Charles vs Georgia (11/24/13)
	13	FRAZIER, Chad vs UAB (11/22/13)
FG Pct (min 5 made)	.714 (5-7)	LALANNE, Cady vs UMass (11/21/13)
	.643 (9-14)	GORDON, Derrick vs UMass (11/21/13)
3-Point FG Made	4	FRAZIER, Chad vs UAB (11/22/13)
	3	SMITH, Jordan vs South Carolina State (11/17/13)
3-Point FG Att.	8	SMITH, Jordan vs South Carolina State (11/17/13)
	7	Covington, Garret vs Western Illinois (11/12/13)
3-Pt FG Pct (min 2 made)	1.000 (2-2)	Foster, Jordan vs Western Illinois (11/12/13)
	1.000 (2-2)	CVJETICANIN, Filip vs Florida Gulf Coast (11/08/13)
Free Throws Made	12	FRAZIER, Chad vs UAB (11/22/13)
	6	THRELOFF, Jordan vs Northern Illinois (11/30/13)
	6	Morris, Brandon vs Georgia (11/24/13)
	6	CARTER, Sampson vs UMass (11/21/13)
	6	JONES, Jamail vs Florida Gulf Coast (11/08/13)
Free Throw Att.	15	FRAZIER, Chad vs UAB (11/22/13)
	8	THRELOFF, Jordan vs Northern Illinois (11/30/13)
	8	Mann, Charles vs Georgia (11/24/13)
	8	Morris, Brandon vs Georgia (11/24/13)
	8	GORDON, Derrick vs UMass (11/21/13)
	8	KIRSKEY, Patrick vs South Carolina State (11/17/13)
FT Pct (min 3 made)	1.000 (6-6)	JONES, Jamail vs Florida Gulf Coast (11/08/13)
	1.000 (4-4)	BOLIN, Aksel vs Northern Illinois (11/30/13)
	1.000 (4-4)	BALLS, Daveon vs Northern Illinois (11/30/13)
	1.000 (4-4)	DAVIS, Trey vs UMass (11/21/13)
	1.000 (4-4)	Stensgaard, Tate vs Western Illinois (11/12/13)
Rebounds	12	Williams, Donte vs Georgia (11/24/13)
	10	RUCKER, Rod vs UAB (11/22/13)
Assists	7	FRAZIER, Chad vs UAB (11/22/13)
	5	Mann, Charles vs Georgia (11/24/13)
	5	SWING, Jordan vs UAB (11/22/13)
Steals	3	BAKER, Travon vs Northern Illinois (11/30/13)
	2	HIGHSMITH, Donte vs Northern Illinois (11/30/13)
	2	BALLS, Daveon vs Northern Illinois (11/30/13)
	2	Mann, Charles vs Georgia (11/24/13)
	2	GORDON, Derrick vs UMass (11/21/13)
	2	Link, Adam vs Western Illinois (11/12/13)
	2	CVJETICANIN, Filip vs Florida Gulf Coast (11/08/13)
Blocked Shots	2	Thornton, Marcus vs Georgia (11/24/13)
	2	FRAZIER, Chad vs UAB (11/22/13)
	2	BERGANTINO, Tyler vs UMass (11/21/13)
	2	HICKS, Nate vs Florida Gulf Coast (11/08/13)
Turnovers	6	COMER, Brett vs Florida Gulf Coast (11/08/13)
	4	LALANNE, Cady vs UMass (11/21/13)
	4	HEZEKIAH, Matthew vs South Carolina State (11/17/13)
	4	FIELER, Chase vs Florida Gulf Coast (11/08/13)
Fouls	5	LALANNE, Cady vs UMass (11/21/13)

THE LAST TIME . . .

	Nebraska...	A Nebraska Opponent...
Scored 100 or more points.....	107; vs. North Carolina A&T, 12/19/05	101; TCU, 3/15/99
Scored 90 or more points.....	90; vs. UMass, 11/21/13	96; UMass, 11/21/13
Scored 41 to 50 points	50; vs. Ohio State, 3/15/13	47; Western Illinois, 11/12/13
Scored 40 or fewer points	38; at Oregon, 12/15/12	39; Grambling State, 12/21/10
Shot 70% from the field.....	.723; vs. UNC Wilmington 12/5/97 (34-47)	.723; Kansas, 2/2/85 (34-47)
Shot 60% from the field.....	.600; vs. Jackson State, 12/1/10 (30-60)	.619; Colorado, 3/2/10 (26-42)
Shot 90% from the free throw line (Min 10 attempts).....	92.3; Michigan State, 2/16/13 (12-13)	90.5; Michigan State, 12/31/11 (19-21)
Made 10, 3-Point Field Goals	10; at Iowa, 3/9/13 (10-25)	12; at Wisconsin, 2/26/13 (13-25)
Had 60 rebounds.....	60; vs. Oral Roberts, 12/22/99	62; Colorado, 2/15/75
Had 50 rebounds.....	52; vs. Texas Tech, 2/27/10	50; Tennessee, 12/13/03
Had 30 assists	35, vs. Northeastern Illinois, 12/21/94	30; Iowa State, 2/3/93
Had 15 steals	16, vs. San Jose State, 11/16/08	15; Florida State, 12/31/05
Had 10 blocked shots	11; at Creighton, 12/11/05	12; Michigan State, 2/16/13
Had 10 or fewer turnovers.....	7; vs. Georgia, 11/24/13	7; vs. Georgia, 11/24/13
Had 20 or more turnovers.....	20; at Illinois, 1/7/12	20; Southeastern Louisiana, 1/5/10
Had three players with 20 points	vs. Oklahoma State, 3/5/07	Texas, 1/21/98
.....	(Perry 25; Maric 23; Velandar 20)	(Mihm 29, Axtell 25, Clack 22)
Had three players with 10 rebounds.....	vs. Texas Tech, 1/19/00	at Kansas, 1/9/02
.....	(Bradford 16, Ffriend 12, Truscott 11)	(Collision 13, Gooden 12, Simien 10)
Had five players reach double-figure points	vs. UMass, 11/21/13	vs. UAB, 11/22/13
.....	(Petteway 30; Webster 12; Smith 12, Rivers 10, Shields 10)	(Frazier 32, Alihodzic 16, Rucker 13, Williams, 11, Swing 11)
Had a player score 40 points	41; Aleks Maric, vs. Kansas State, 2/13/07	41; Jarrius Jackson, Texas Tech, 2/18/06
Had a player score 30 points	30; Terran Petteway, 11/21/13	32; Chad Frazier, UAB, 12/22/13
Had a player grab 15 rebounds	16; Aleks Maric vs. Colorado, 3/9/08	16; Jared Swopshire, Northwestern, 1/26/13
Had a player dish out 10 assists	10; Lance Jeter vs. Kansas, 2/5/11	10; D.J. Augustin, Texas, 1/24/07
Had a player collect five steals	7; Brandon Richardson at Ohio State, 1/3/12	6; Tim Frazier, Penn State, 1/11/12
Had a player block five shots.....	5; Jorge Brian Diaz vs. Florida Gulf Coast, 12/7/11	6; Ekpe Udoh, Baylor, 2/10/10

MISC. STATS

Opponent	NU-Opp Paint	NU-Opp off TO	NU-Opp 2nd Ch.	NU-Opp Bench	Largest Lead	Largest Deficit
Florida Gulf Coast	34-16	22-6	5-2	13-14	34 (5:17, 2nd)	-
Western Illinois	26-18	14-8	14-11	10-15	23 (10:03, 2nd)	-
South Carolina State	34-16	25-8	12-17	51-24	26 (0:15, 2nd)	2 (19:30, 1st)
Massachusetts	40-48	12-20	23-17	33-23	3 (9:50, 1st)	13 (9:31, 2nd)
UAB	32-36	13-5	16-12	27-13	7 (4:05, 1st)	14 (0:48, 2nd)
Georgia	24-32	8-8	12-15	38-23	12 (0:32, 2nd)	6 (1st, 13:43)
Northern Illinois	32-24	15-12	10-15	35-31	13 (13:21, 2nd)	6 (16:00, 1st)

2013-14 NEBRASKA BASKETBALL GAME-BY-GAME REVIEW

					Nebraska Individual Leaders			
Date	Opponent	Result	Record (B1G)	Attendance	Points	Rebounds	Assists	Steals
11/8	Florida Gulf Coast	W, 79-55	1-0 (0-0)	15,119	Shields, 28	Shields, 6	Shields, 3	Parker, Rivers, 2
11/12	Western Illinois	W, 62-47	2-0 (0-0)	14,771	Pitchford, 14	Petteway, 9	Petteway, Parker 2	Smith, Rivers, 2
11/17	South Carolina State	W, 83-57	3-0 (0-0)	14,765	Gallegos, 18	Smith, 7	Parker, 3	Smith, 3
12/21	vs. UMass \$	L, 90-96	3-1 (0-0)	N/A	Petteway, 30	Smith, 10	Webster, 2	Rivers, 4
12/22	vs. UAB \$	L, 74-86	3-2 (0-0)	N/A	Petteway 21	Pitchford, 6	Shields, 3	Rivers, Parker 3
11/24	vs. Georgia \$	W, 73-65	4-2 (0-0)	1,137	Petteway, 15	Smith, 11	Webster, 3	Pitchford, Biggs, 2
11/30	Northern Illinois	W, 63-58	5-2 (0-0)	15,332	Biggs, 18	Smith, 9	Webster, 3	Smith, 3

* -- Big Ten game; \$-Charleston Classic; &-Big Ten Tournament

MISCELLANEOUS REVIEW

Nebraska Record When:	All	Home	Away	Field-Goal Percentage by Site:
Ahead at Halftime	5-1	4-0	1-1	NU H (PBA) --93-204= 45.6
Behind at Halftime	0-1	0-0	0-1	OPP A --82-167 = 49.1
Tied at Halftime	0-0	0-0	0-0	
Bench Outscores Opponent's	4-2	3-0	1-2	
Opponent Bench Outscores NU	1-0	1-0	0-0	
Bench scoring is even	0-0	0-0	0-0	
Shooting 50% or Better	1-0	1-0	0-0	
Shooting Under 50%	4-2	3-0	1-2	
Opp. Shoots 50% or Better	0-2	0-0	0-2	
Opp. Shoots Under 50%	5-0	4-0	1-0	
Outshooting Opponent (pct.)	5-0	4-0	1-0	
Outshot by Opponent (pct.)	0-2	0-0	0-2	
Shooting is even	0-0	0-0	0-0	
Outrebounding Opponent	3-0	2-0	1-0	
Outrebounded by Opponent	1-2	1-0	0-2	
Rebounds are Even	1-0	1-0	0-0	
Committing More TOs than Opp	0-0	0-0	0-0	
Committing Fewer TOs than Opp	3-2	3-0	0-2	
Turnovers are Even	2-0	1-0	1-0	
Leading with 5:00 left	5-0	4-0	1-0	
Trailing with 5:00 left	0-2	0-0	0-2	
Tied with 5:00 left	0-0	0-0	0-0	
In Overtime	0-0	0-0	0-0	
Scoring 80 or more points	1-1	1-0	0-1	
Scoring 61 to 79 points	4-1	3-0	1-1	
Scoring 60 or fewer points	0-0	0-0	0-0	
Allowing 80 or more points	0-2	0-0	0-2	
Allowing 61 to 79 points	1-0	0-0	1-0	
Allowing 60 or fewer points	4-0	4-0	0-0	

Field-Goal Percentage by Site:

NU H (PBA) --93-204= 45.6
 OPP A --82-167 = 49.1

Free-Throw Percentage by Site:

NU H (PBA) --80-118= 67.8
 OPP A --73-106 = 68.9

NU Average at home: 71.8 ppg (287)
 Opp. Average at home: 54.2 ppg (217)

NU Average on Road/Neutral: 79.0 ppg (237)
 Opp. Average on Road/Neutral: 82.7 ppg (248)

MISCELLANEOUS STREAKS

Biggest margin of victory	24, vs. Florida Gulf Coast (11/8/13)
Biggest margin of defeat	13, vs. UAB (11/22/13)
Largest deficit overcome in win	6, vs. Georgia (11/24/13)
Largest halftime deficit overcome in win	-, NA
Largest lead surrendered in loss	7, vs. UAB (11/22/13)
Largest halftime lead surrendered in loss	3, vs. UAB (22/22/13)
Largest lead at any time	34, vs. South Carolina State (11/17/13)
Largest deficit at any time	13, vs. UMass (11/21/13); vs. UAB (11/22/13)
Largest runs without opponent scoring	10, vs. FGCU (17:49-14:21, 2nd); 10 vs. South Carolina State (8:05-5:09, 2nd)
Largest opponent run without NU scoring	12; vs. UMass (1:24, 1st-17:36, 2nd)

2013-14 NEBRASKA INDIVIDUAL SEASON AND CAREER HIGHS

#0 TAI WEBSTER
Points
Season: 14 vs. Georgia (11/24/13)
Career: same
Rebounds
Season: 4 three times (last vs. Northern Illinois, 11/30/13)
Career: same
Field Goals
Season: 4 vs. UMass (11/21/13)
Career: same
Field Goal Attempts
Season: 9 vs. UMass (11/21/13)
Career: same
3-Point Field Goals
Season: 1 vs. W. Illinois (11/12/13); vs. Georgia (11/24/13)
Career: same
3-Point Field Goal Attempts
Season: 2 five times, last vs. Georgia (11/24/13)
Career: same
Free Throws
Season: 3 vs. South Carolina State (11/17/13)
Career: same
Free Throw Attempts
Season: 11 vs. South Carolina State (11/17/13)
Career: same
Assists
Season: 3 vs. Georgia (11/24/13); vs. N. Illinois, 11/30/13)
Career: same
Steals
Season: 2 vs. UMass (11/21/13)
Career: same
Blocks
Season: none
Career: same
Minutes Played
Season: Season: 32 vs. FGCU (11/8/13); vs. WIU (11/12/13)
Career: same

#1 DEVERELL BIGGS
Points
Season: 18 vs. Northern Illinois (11/30/13)
Career: same
Rebounds
Season: 4 vs. Northern Illinois (11/30/13)
Career: same
Field Goals
Season: 5 three times, last vs. Northern Illinois (11/30/13)
Career: same
Field Goal Attempts
Season: 10 vs. South Carolina State (11/17/13)
Career: same
3-Point Field Goals
Season: 2 vs. Northern Illinois (11/30/13)
Career: same
3-Point Field Goal Attempts
Season: 2 three times, last vs. Northern Illinois (11/30/13)
Career: same
Free Throws
Season: 6 vs. South Carolina State (11/17/13)
Career: same
Free Throw Attempts
Season: 10 vs. South Carolina State (11/17/13)
Career: same
Assists
Season: 2 vs. South Carolina State (11/17/13)
Career: same
Steals
Season: 2 vs. Georgia (11/24/13); vs. No. Illinois (11/30/13)
Career: same
Blocks
Season: 1 vs. S. Carolina St. (11/17/13); vs. UMass (11/21/13)
Career: same
Minutes Played
Season: Season: 26 vs. Northern Illinois (11/30/13)
Career: same

#2 DAVID RIVERS
Points
Season: 10 vs. UMass (11/21/13)
Career: 20 vs. Central Michigan (12/22/12)
Rebounds
Season: 4 vs. UMass (11/21/13)
Career: 7 at Wake Forest (11/27/12); 20 vs. C. Mich. (12/22/12)
Field Goals
Season: 5 vs. UMass (11/21/13)
Career: 8 vs. Cent. Mich. (12/22/12); at Michigan St. (1/13/13)
Field Goal Attempts
Season: 5 vs. UMass (11/21/13)
Career: 10 vs. C. Mich. (12/22/12); vs. Mich. St. (2/16/13)
3-Point Field Goals
Season: None
Career: 1 seven times (last, 2/2/13)
3-Point Field Goal Attempts
Season: 1 vs. Western Illinois (11/12/13)
Career: 3 vs. Kent State (11/24/12)
Free Throws
Season: 2 vs. Western Illinois (11/12/13); vs. UMass (11/21/13)
Career: 7 vs. Penn State (2/9/13)
Free Throw Attempts
Season: 5 vs. UMass (11/21/13)
Career: 8 vs. Penn State (2/9/13)
Assists
Season: 1 vs. FGCU (11/8/13); vs. UMass (11/21/13)
Career: 5 vs. Penn State (2/9/13)
Steals
Season: 4 vs. UMass (11/21/13)
Career: same
Blocks
Season: 1 vs. Georgia (11/24/13)
Career: 2 vs. Valparaiso (11/15/12); vs. Kent State (11/24/12)
Minutes Played
Season: 29 vs. Western Illinois (11/12/13)
Career: 40 at Michigan St. (1/13/13)

#3 BENNY PARKER
Points
Season: 9 vs. FGCU (11/8/13)
Career: same
Rebounds
Season: 2 vs. FGCU (11/8/13); vs. Western Illinois (11/12/13)
Career: 3 six times (last, 3/15/13)
Field Goals
Season: 4 vs. FGCU (11/8/13)
Career: 4 3x (last vs. FGCU, 11/8/13)
Field Goal Attempts
Season: 6 vs. FGCU (11/8/13)
Career: 7 vs. Southern (11/11/12)
3-Point Field Goals
Season: None
Career: 1 vs. Valparaiso (11/15/12); vs. USC (12/3/12)
3-Point Field Goal Attempts
Season: 2 vs. Western Illinois (11/12/13)
Career: 2 vs. Valparaiso (11/15/12)
Free Throws
Season: 1 vs. FGCU (11/8/13)
Career: 6 at Wake Forest (11/27/12)
Free Throw Attempts
Season: 1 vs. FGCU (11/8/13)
Career: 9 at Wake Forest (11/27/12)
Assists
Season: 3 vs. South Carolina State (11/17/13)
Career: 7 vs. Tulane (11/21/12)
Steals
Season: 3 vs. UAB (11/22/13)
Career: 4 at Wake Forest (11/27/12)
Blocks
Season: None
Career: 1 vs. Central Mich. (12/22/12); vs. Purdue (3/14/13)
Minutes Played
Season: 27 vs. FGCU (11/8/13)
Career: 31 three times (last, 1/6/13)

#4 NATHAN HAWKINS
Points
Season: none
Career: same
Rebounds
Season: none
Career: same
Field Goals
Season: none
Career: same
Field Goal Attempts
Season: none
Career: same
3-Point Field Goals
Season: none
Career: same
3-Point Field Goal Attempts
Season: none
Career: same
Free Throws
Season: none
Career: same
Free Throw Attempts
Season: none
Career: same
Assists
Season: none
Career: same
Steals
Season: none
Career: same
Blocks
Season: none
Career: same
Minutes Played
Season: Season: none
Career: same

#5 TERRAN PETTEWAY (NEBRASKA HIGHS)
Points
Season: 30 vs. UMass (11/21/13)
Career: same
Rebounds
Season: 9 vs. Western Illinois (11/12/13)
Career: same
Field Goals
Season: 8 vs. UMass (11/21/13)
Career: same
Field Goal Attempts
Season: 20 vs. UMass (11/21/13)
Career: same
3-Point Field Goals
Season: 3 vs. FGCU (11/8/13); vs. UMass (11/21/13)
Career: same
3-Point Field Goal Attempts
Season: 6 vs. UMass (11/21/13)
Career: same
Free Throws
Season: 11 vs. UMass (11/21/13)
Career: same
Free Throw Attempts
Season: 12 vs. UMass (11/21/13)
Career: same
Assists
Season: 3 vs. South Carolina State (11/17/13)
Career: same
Steals
Season: 3 vs. UMass (11/21/13)
Career: same
Blocks
Season: 1 vs. SCSU (11/17/13); vs. No Illinois (11/30/13)
Career: same
Minutes Played
Season: Season: 37 vs. Georgia (11/24/13)
Career: same

#10 TREVOR MENKE
Points
Season: 3 at Iowa (3/9/13)
Career: 3 at Iowa (3/9/13)
Rebounds
Season: none
Career: same
Field Goals
Season: 1 at Iowa (3/9/13)
Career: 1 at Iowa (3/9/13)
Field Goal Attempts
Season: 3 vs. UNO (11/18/12)
Career: 2 vs. UNO (11/18/12)
3-Point Field Goals
Season: 1 at Iowa (3/9/13)
Career: 1 at Iowa (3/9/13)
3-Point Field Goal Attempts
Season: 1 vs. South Carolina State (11/17/13)
Career: 2 vs. UNO (11/18/12)
Free Throws
Season: 1 vs. Illinois (1/22/13)
Career: 1 vs. Illinois (1/22/13)
Free Throw Attempts
Season: 3 vs. UNO (11/18/12)
Career: 3 vs. UNO (11/18/12)
Assists
Season: 3 vs. UNO (11/18/12)
Career: 3 vs. UNO (11/18/12)
Steals
Season: none
Career: same
Minutes Played
Season: 3 vs. South Carolina State (11/17/13)
Career: 16 vs. Southern (11/11/12); vs. UNO (11/18/12)

#12 MIKE PELTZ
Points
Season: 1 vs. FGCU (11/8/13)
Career: 4 at Oregon (12/15/12)
Rebounds
Season: 4 vs. FGCU (11/8/13)
Career: 6 vs. Kent State (11/24/12)
Field Goals
Season: none
Career: 1 four times (last, 12/29/12)
Field Goal Attempts
Season: 1 three times, last vs. UMass (11/21/13)
Career: 3 vs. Creighton (12/6/12)
3-Point Field Goals
Season: none
Career: 1 vs. Tulane (11/21/12); at Oregon (12/15/12)
3-Point Field Goal Attempts
Season: none
Career: 1 three times (last, 12/15/12)
Free Throws
Season: 1 vs. FGCU (11/8/13)
Career: 2 vs. Jacksonville St. (12/18/12); vs. C. Mich. (12/22/12)
Free Throw Attempts
Season: 2 vs. FGCU (11/8/13)
Career: 4 vs. Central Michigan (12/22/12)
Assists
Season: none
Career: 4 vs. Central Michigan (12/22/12)
Steals
Season: 1 vs. Western Illinois (11/12/13)
Career: 1 vs. Creighton (12/6/12)
Blocks
Season: none
Career: none
Minutes Played
Season: 17 vs. FGCU (11/8/13)
Career: 22 vs. Kent State (11/24/12)

2013-14 NEBRASKA INDIVIDUAL SEASON AND CAREER HIGHS

#14 SERGEJ VUCETIC

Points
Season: 2 vs. FGCU (11/8/13); vs. South Carolina St. (11/17/13)
Career: 4 at Ohio State (1/2/13)
Rebounds
Season: 2 vs. South Carolina State (11/17/13)
Career: Same
Field Goals
Season: 1 vs. FGCU (11/8/13); vs. South Carolina St. (11/17/13)
Career: 2 at Ohio State (1/2/13)
Field Goal Attempts
Season: 1 vs. FGCU (11/8/13); vs. South Carolina St. (11/17/13)
Career: 2 at Ohio State (1/2/13); vs. Illinois (1/22/13)
3-Point Field Goals
Season: none
Career: same
3-Point Field Goal Attempts
Season: none
Career: same
Free Throws
Season: none
Career: same
Free Throw Attempts
Season: none
Career: 1 at Indiana (2/13/13); at Wisconsin (2/26/13)
Assists
Season: none
Career: same
Steals
Season: none
Career: same
Blocks
Season: 1 vs. South Carolina State (11/17/13)
Career: same
Minutes Played
Season: 3 vs. FGCU (11/8/13); vs. South Carolina St. (11/17/13)
Career: 4 at Wisconsin (2/26/13)

#15 RAY GALLEGOS

Points
Season: 18 vs. South Carolina State (11/17/13)
Career: 30 at Minnesota (1/29/13)
Rebounds
Season: 1 vs. UAB (11/22/13); vs. Georgia (11/24/13)
Career: 7 vs. Nebraska-Omaha (11/18/12)
Field Goals
Season: 6 vs. South Carolina State (11/17/13)
Career: 12 at Minnesota (1/29/13)
Field Goal Attempts
Season: 11 vs. South Carolina State (11/17/13)
Career: 21 at Michigan (1/9/13)
3-Point Field Goals
Season: 6 vs. South Carolina State (11/17/13)
Career: 7 at Iowa (3/9/13)
3-Point Field Goal Attempts
Season: 10 vs. South Carolina State (11/17/13)
Career: 16 at Michigan (1/9/13)
Free Throws
Season: None
Career: 4 vs. Central Michigan (12/22/12)
Free Throw Attempts
Season: None
Career: 4 five times (last 12/29/12)
Assists
Season: 1 vs. UMass (11/21/13); vs. UAB (11/22/13)
Career: 3 three times (last, 12/22/12)
Steals
Season: 1 three times (last, vs. Northern Illinois (11/30/13)
Career: 3 three times (last, 1/13/13)
Blocks
Season: None
Career: 2 3 times (last, 1/22/13)
Minutes Played
Season: 26 vs. Northern Illinois (11/30/13)
Career: 40 12 times (last, 3/14/13)

#21 LESLEE SMITH (NEBRASKA HIGHS)

Points
Season: 13 vs. Northern Illinois (11/30/13)
Career: same
Rebounds
Season: 11 vs. Georgia (11/24/13)
Career: same
Field Goals
Season: 5 vs. UMass (11/21/13); vs. No. Illinois (11/30/13)
Career: same
Field Goal Attempts
Season: 7 four times, last vs. Georgia (11/24/13)
Career: same
3-Point Field Goals
Season: 4 five times, last vs. Northern Illinois (11/30/13)
Career: same
Free Throws
Season: 4 vs. South Carolina State (11/17/13)
Career: same
Free Throw Attempts
Season: 4 five times, last vs. Northern Illinois (11/30/13)
Career: same
Assists
Season: 1 vs. Georgia (11/24/13)
Career: same
Steals
Season: 3 vs. SCSU (11/17/13); vs. Northern Illinois (11/30/13)
Career: same
Blocks
Season: 3 vs. UMass (11/21/13)
Career: same
Minutes Played
Season: 27 vs. UMass (11/21/13)
Career: same

#23 NICK FULLER

Points
Season: none
Career: same
Rebounds
Season: none
Career: same
Field Goals
Season: none
Career: same
Field Goal Attempts
Season: none
Career: same
3-Point Field Goals
Season: none
Career: same
3-Point Field Goal Attempts
Season: none
Career: same
Free Throws
Season: none
Career: same
Free Throw Attempts
Season: none
Career: same
Assists
Season: none
Career: same
Steals
Season: none
Career: same
Blocks
Season: none
Career: same
Minutes Played
Season: Season: none
Career: same

#31 SHAVON SHIELDS

Points
Season: 28 vs. FGCU (11/8/13)
Career: 29 at Penn State (1/19/13)
Rebounds
Season: 6 three times, last vs. UMass (11/21/13)
Career: 13 vs. Michigan State (2/16/13)
Field Goals
Season: 8 vs. FGCU (11/8/13)
Career: 10 at Penn State (1/19/13)
Field Goal Attempts
Season: 13 vs. FGCU (11/8/13)
Career: 13 vs. Michigan State (2/16/13); vs. FGCU (11/8/13)
3-Point Field Goals
Season: none
Career: 3 vs. Michigan State (2/16/13)
3-Point Field Goal Attempts
Season: 2 vs. UMass (11/21/13)
Career: 4 at Oregon (12/15/12)
Free Throws
Season: 12 vs. FGCU (11/8/13)
Career: same
Free Throw Attempts
Season: 12 vs. FGCU (11/8/13)
Career: same
Assists
Season: 3 vs. FGCU (11/8/13) ; vs. UAB (11/22/13)
Career: 3 three times, last vs. UAB (11/22/13)
Steals
Season: 1 vs. Western Illinois (11/12/13); vs. UAB (11/22/13)
Career: 3 at Penn State (1/19/13); at Iowa (3/9/13)
Blocks
Season: 3 vs. Georgia (11/24/13)
Career: same
Minutes Played
Season: 35 vs. FGCU (11/8/13); vs. Georgia (11/24/13)
Career: 40 vs. Michigan State (2/16/13)

#33 TIM WAGNER

Points
Season: none
Career: same
Rebounds
Season: none
Career: same
Field Goals
Season: none
Career: same
Field Goal Attempts
Season: none
Career: same
3-Point Field Goals
Season: none
Career: same
3-Point Field Goal Attempts
Season: none
Career: same
Free Throws
Season: none
Career: same
Free Throw Attempts
Season: none
Career: same
Assists
Season: none
Career: same
Steals
Season: none
Career: same
Blocks
Season: none
Career: same
Minutes Played
Season: Season: none
Career: same

#35 WALTER PITCHFORD (NEBRASKA HIGHS)

Points
Season: 14 vs. Western Illinois (11/12/13)
Career: same
Rebounds
Season: 8 vs. Northern Illinois (11/30/13)
Career: same
Field Goals
Season: 5 vs. W. Illinois (11/12/13); vs. Georgia (11/24/13)
Career: same
Field Goal Attempts
Season: 11 vs. Northern Illinois (11/30/13)
Career: same
3-Point Field Goals
Season: 3 vs. Western Illinois (11/12/13)
Career: same
3-Point Field Goal Attempts
Season: 6 vs. Western Illinois (11/12/13)
Career: same
Free Throws
Season: 2 vs. UAB (11/22/13)
Career: same
Free Throw Attempts
Season: 3 vs. UAB (11/22/13)
Career: same
Assists
Season: 2 vs. Georgia (11/24/13)
Career: same
Steals
Season: 2 vs. FGCU (11/8/13); vs. Georgia (11/24/13)
Career: same
Blocks
Season: 3 vs. Northern Illinois (11/30/13)
Career: same
Minutes Played
Season: 31 vs. UAB (11/22/13)
Career: same

#44 KYE KURKOWSKI

Points
Season: none
Career: 2 vs. Northwestern (2/26/13)
Rebounds
Season: 2 vs. South Carolina State (11/17/13)
Career: 2 vs. Illinois (1/22/13); vs. So. Carolina St. (11/17/13)
Field Goals
Season: none
Career: 1 vs. Northwestern (2/26/13)
Field Goal Attempts
Season: none
Career: 1 vs. Northwestern (2/26/13)
3-Point Field Goals
Season: none
Career: same
3-Point Field Goal Attempts
Season: none
Career: same
Free Throws
Season: none
Career: same
Free Throw Attempts
Season: none
Career: same
Assists
Season: none
Career: same
Steals
Season: none
Career: same
Blocks
Season: none
Career: same
Minutes Played
Season: 3 vs. South Carolina State (11/17/13)
Career: 3 vs. Illinois (1/22/13); vs. So. Carolina St. (11/17/13)



#0 TAI WEBSTER | 6-4 | 194 | Fr. | G | Auckland, New Zealand

CAREER STATS

Year	GP	GS	Min	Avg	Total				Rebounds				PF	FO	Ast	TO	Blk	Stl	Pts	Avg				
					FG	FGA	Pct	3FG	3FGA	Pct	FT	FTA									Pct	Off	Def	Tot
2013-14	7	5	188	26.9	17	46	.370	2	12	.167	27	48	.563	5	12	17	2.4	22	0	12	10	0	63	9.0
TOTAL	7	5	188	26.9	17	46	.370	2	12	.167	27	48	.563	5	12	17	2.4	22	0	12	10	0	63	9.0

2013-14 GAME-BY-GAME

Opponent	Date	GS	Min	TOTAL			3-PTS			FT	FTA	Pct	REBOUNDS				PF	FO	A	TO	Blk	Stl	Pts	Avg
				FG	FGA	Pct	3FG	FGA	Pct				Off	Def	Tot	Avg								
Florida Gulf Coast	11/8/13	*	32	2	8	.250	0	2	.000	5	8	.625	1	1	2	2.0	3	0	1	2	0	0	9	9.0
Western Illinois	11/12/13	*	32	2	6	.333	1	2	.500	3	8	.375	0	3	3	2.5	3	0	1	3	0	0	8	8.5
South Carolina State	11/17/13	*	26	3	6	.500	0	2	.000	7	11	.636	1	3	4	3.0	3	0	2	1	0	1	13	10.0
vs. UMass	11/21/13	*	29	4	9	.444	0	2	.000	4	5	.800	2	2	4	3.3	4	0	2	2	0	2	12	10.5
vs. UAB	11/22/13	*	18	1	7	.143	0	2	.000	1	1	1.000	0	0	0	2.6	4	0	0	1	0	1	3	9.0
vs. Georgia	11/24/13		23	3	6	.500	1	2	.500	7	9	.778	0	0	0	2.2	3	0	3	0	0	1	14	9.8
Northern Illinois	11/30/13		28	2	4	.500	0	0	.000	0	6	.000	1	3	4	2.4	2	0	3	1	0	0	4	9.0
Totals			5	188	17	46	.370	2	12	.167	27	48	.563	5	12	17	2.4	22	0	12	10	0	63	9.0

NOTING 2013-14

Overview: Physical guard who has shown the ability to draw contact and get to the foul line...Rated a four-star recruit by ESPN...Graduated from Westlake Boys High School in December of 2012...Selected for the New Zealand team at 17 years old and made his national team debut in 2012...Averaged 13.5 points per game in the 2012 FIBA World Olympic Qualifying Tournament...Led all scorers with 21 points in a win over Angola...Topped New Zealand in scoring in pretournament competition against Olympic qualifier Brazil (eight) and Greece (18)...Won a gold medal at the inaugural FIBA 3x3 U18 World Championship in Italy in 2011...Father, Tony, played collegiately at Hawaii, earning first team All-WAC honors in 1983 while his older brother, Corey, plays professionally in New Zealand.

2013-14: Had nine points, including 5-of-8 shooting from the line over 2013 NCAA Sweet 16 qualifier Florida Gulf Coast...Totaled eight points and three rebounds in a win over Western Illinois... Reached double figures for the first time against South Carolina State with 13 points, four rebounds and two assists...Totaled 12 points, four rebounds and two assists vs. UMass, scoring nine points in the second half...Battled foul trouble vs. UAB as he was held to three points in 18 minutes...Put together his best game against Georgia, scoring 13 of his 14 points in the second half as he set season bests points and assists (three)...Tied personal bests in rebound (four) and assists (three), but had four points against Northern Illinois.

MISC. STATS

Category	2013-14	Career
Double-Figure Scoring	3	3
Double-Figure Rebounding	0	0
Double-Figure Assists	0	0
Double-Doubles	0	0
Led NU in Scoring	0	0
Led NU in Rebounding	0	0
Led NU in Assists	2	2
20+ Point Games	0	0
30+ Point Games	0	0

TOP PERFORMANCES OF 2013-14

Category	No.	Opponent (Date)
Points	12	vs. Georgia (11/24)
	13	South Carolina State (11/17)
	12	vs. UMass (11/21)
Rebounds	4	vs. UMass (11/21)
	4	South Carolina State (11/17)
	4	Northern Illinois (11/30)
	3	WIU (11/12)
Assists	3	vs. Georgia (11/24)
	3	Northern Illinois (11/30)
	2	South Carolina State (11/17)
	2	vs. UMass (11/21)


#1 DEVERELL BIGGS | 6-0 | 175 | Jr. | G | Omaha, Neb.

CAREER STATS

Year	GP	GS	Min	Avg	Total			3FG	3FGA	Pct	FT	FTA	Pct	Rebounds				PF	FO	Ast	TO	Blk	Stl	Pts	Avg
					FG	FGA	Pct							Off	Def	Tot	Avg								
2013-14	5	0	97	19.4	19	41	.463	5	8	.625	17	24	.708	4	8	12	2.4	14	1	5	8	2	4	60	12.0
TOTAL	5	0	97	19.4	19	41	.463	5	8	.625	17	24	.708	4	8	12	2.4	14	1	5	8	2	4	60	12.0

2013-14 GAME-BY-GAME

Opponent	Date	GS	Min	TOTAL			3-PTS			FT	FTA	Pct	REBOUNDS				PF	FO	A	TO	Blk	Stl	Pts	Avg
				FG	FGA	Pct	3FG	FGA	Pct				Off	Def	Tot	Avg								
Florida Gulf Coast	11/8/13	DNP-Suspended																						
Western Illinois	11/12/13	DNP-Suspended																						
South Carolina State	11/17/13		23	5	10	.500	1	1	1.000	6	10	.600	1	2	3	3.0	3	0	2	0	1	0	17	17.0
vs UMass	11/21/13		20	2	8	.250	1	2	.500	4	4	1.000	0	3	3	3.0	5	1	1	3	1	0	9	13.0
vs. UAB	11/22/13		17	5	8	.625	1	2	.500	0	0	.000	1	1	2	2.7	1	0	1	0	0	0	11	12.3
vs. Georgia	11/24/13		17	2	5	.400	0	0	.000	1	2	.500	0	0	0	2.0	2	0	0	2	0	2	5	10.5
Northern Illinois	11/30/13		20	5	9	.556	2	3	.667	6	8	.750	2	2	4	2.4	3	0	1	3	0	2	18	12.0
Totals		0	97	19	41	.463	5	8	.625	17	24	.708	4	8	12	2.4	14	1	5	8	2	4	60	12.0

NOTING 2013-14

Overview: Playmaker who could play either guard spot...Flashy player who possesses quickness and athleticism, including a 40-inch vertical leap...Redshirted in 2012-13...Named a first-team NJCAA All-American in 2011-12, averaging 14.6 points, 3.1 assists, 3.3 steals and 3.7 rebounds per game in leading Seward CC to a third-place finish at the national tournament...Was the first in-state product to sign with Nebraska since the fall of 2001, when he signed in April of 2012...Won three state titles at Omaha Central High School in basketball and was the state high jump champion as a senior.

2013-14: Did not play in Nebraska's first two games because of a suspension...Came off the bench for 17 points against South Carolina State, hitting 5-of-10 shots from the floor and adding three rebounds and two assists in 23 minutes...got to the foul line 10 times against SCSU...Had nine points and three rebounds in 20 minutes vs. UMass despite battling foul trouble...Provided a spark off the bench vs. UAB, scoring nine of his 11 points in the first half, as he had 11 points on 5-of-7 shooting in 17 minutes...Finished with five points and two steals in 17 minutes off the bench...Led Nebraska with a season-high 18 points on 5-of-9 shooting in the 63-58 win over Northern Illinois...Went 6-of-8 at the foul line, including NU's final four free throws in the final eight seconds after NIU pulled to within one.

MISC. STATS

Category	2013-14	Career
Double-Figure Scoring	3	3
Double-Figure Rebounding	0	0
Double-Figure Assists	0	0
Double-Doubles	0	0
Led NU in Scoring	1	1
Led NU in Rebounding	0	0
Led NU in Assists	0	0
20+ Point Games	0	0
30+ Point Games	0	0

TOP PERFORMANCES OF 2013-14

Category	No.	Opponent (Date)
Points	18	Northern Illinois (11/30)
	17	South Carolina State (11/17)
	11	vs. UAB (11/22)
Rebounds	4	Northern Illinois (11/30)
	3	South Carolina State (11/17)
	3	vs. UMass (11/21)
Assists	2	South Carolina State (11/17)
	1	Northern Illinois (11/30)
	1	vs. UMass (11/21)
	1	vs. UAB (11/22)



#2 DAVID RIVERS | 6-7 | 191 | So. | G/F | Little Rock, Ark.

CAREER STATS

Year	GP	GS	Min	Avg	Total			3FG	3FGA	Pct	FT	FTA	Pct	Rebounds				PF	FO	Ast	TO	Blk	Stl	Pts	Avg
					FG	FGA	Pct							Off	Def	Tot	Avg								
2011-12	19	0	158	8.3	7	30	.233	2	19	.105	4	10	.400	7	9	16	0.8	10	0	5	8	2	5	20	1.1
2012-13	33	17	829	25.1	74	181	.409	6	23	.261	32	56	.571	40	72	112	3.4	67	2	24	19	14	14	186	5.6
2013-14	7	6	142	20.3	8	14	.571	0	1	.000	6	11	.545	6	6	12	1.7	19	1	3	7	2	11	22	3.1
TOTAL	59	23	1129	19.1	89	225	.396	8	43	.186	42	77	.545	53	87	140	2.4	96	3	32	34	18	30	228	3.9

2013-14 GAME-BY-GAME

Opponent	Date	GS	Min	TOTAL			3-PTS			FT	FTA	Pct	REBOUNDS				PF	FO	A	TO	Blk	Stl	Pts	Avg	
				FG	FGA	Pct	3FG	FGA	Pct				Off	Def	Tot	Avg									
Florida Gulf Coast	11/8/13	*	21	2	2	1.000	0	0	.000	1	2	.500	0	1	1	1.0	5	1	1	2	0	2	5	5.0	
Western Illinois	11/12/13	*	29	1	4	.250	0	1	.000	2	2	1.000	1	2	3	2.0	2	0	0	0	2	4	4.5		
South Carolina State	11/17/13	*	19	0	0	.000	0	0	.000	0	0	.000	0	2	2	2.0	0	0	0	0	0	0	3.0		
vs. UMass	11/21/13		23	4	5	.800	0	0	.000	2	5	.400	3	0	3	2.3	4	0	1	2	0	4	10	4.8	
vs. UAB	11/22/13	*	22	1	3	.333	0	0	.000	0	0	.000	2	0	2	2.2	2	0	0	1	0	3	2	4.2	
vs. Georgia	11/24/13	*	13	0	0	.000	0	0	.000	0	0	.000	0	0	0	1.8	3	0	0	0	1	0	0	3.5	
Northern Illinois	11/30/13	*	15	0	0	.000	0	0	.000	1	2	.500	0	1	1	1.7	3	0	1	2	1	0	1	3.1	
Totals			6	142	8	14	.571	0	1	.000	6	11	.545	6	6	12	1.7	19	1	3	7	2	11	22	3.1

NOTING 2013-14

Overview: Forward who is a good role player and defender...Has bulked up in his college career, adding 30 pounds since arriving on campus to play more inside...Has good length and athleticism...Played in every game as a sophomore, starting NU's final 17 games...Had a career-high 20 points and seven rebounds against Central Michigan...Played on the wing and in the post as a freshman...Was a first-team all-state performer at Little Rock Hall HS, averaging 19 points, seven rebounds and three assists per game while leading his team to a state title.

2013-14: Totaled five points on 2-of-2 shooting and a rebound against Florida Gulf Coast...Played a season-high 29 minutes against Western Illinois, scoring four points and grabbing three rebounds...put together a strong game off the bench in the loss to UMass, scoring a season-high 12 points on 4-of-5 shooting and four rebounds, as he hit his first four shots...had two points, three steals and a pair of rebounds in 22 minutes against UAB...Battled foul trouble against Georgia, going scoreless in 14 minutes....Had one point and one rebound in 15 minutes against Northern Illinois.

MISC. STATS

Category	2013-14	Career
Double-Figure Scoring	1	5
Double-Figure Rebounding	0	0
Double-Figure Assists	0	0
Double-Doubles	0	0
Led NU in Scoring	0	2
Led NU in Rebounding	0	4
Led NU in Assists	0	2
20+ Point Games	0	1
30+ Point Games	0	0

TOP PERFORMANCES OF 2013-14

Category	No.	Opponent (Date)
Points	10	vs. UMass (11/21)
	5	FGCU (11/8)
	4	WIU (11/12)
Rebounds	4	vs. UMass (11/21)
	3	WIU (11/12)
	2	South Carolina State (11/17)
	2	vs. UAB (11/22)
Assists	1	vs. UMass (11/21)
	1	FGCU (11/8)



#3 BENNY PARKER | 5-9 | 166 | So. | G | Kansas City, Kan.

CAREER STATS

Year	GP	GS	Min	Avg	Total			3FG	3FGA	Pct	FT	FTA	Pct	Rebounds				PF	FO	Ast	TO	Blk	Stl	Pts	Avg
					FG	FGA	Pct							Off	Def	Tot	Avg								
2012-13	33	16	681	20.6	31	87	.356	2	13	.154	24	36	.667	4	40	44	1.3	57	1	69	43	2	24	88	2.7
2013-14	7	2	111	15.9	7	19	.368	0	4	.000	1	1	1.000	1	7	8	1.1	9	0	10	2	0	6	15	2.1
TOTAL	40	18	792	19.8	38	106	.358	2	17	.118	25	37	.676	5	47	52	1.3	66	1	79	45	2	30	103	2.6

2013-14 GAME-BY-GAME

Opponent	Date	GS	Min	TOTAL			3-PTS			FT	FTA	Pct	REBOUNDS				PF	FO	A	TO	Blk	Stl	Pts	Avg
				FG	FGA	Pct	3FG	FGA	Pct				Off	Def	Tot	Avg								
Florida Gulf Coast	11/8/13		27	4	6	.667	0	1	.000	1	1	1.000	1	1	2	2.0	2	0	0	0	0	2	9	9.0
Western Illinois	11/12/13		23	0	2	.000	0	2	.000	0	0	.000	0	2	2	2.0	0	0	2	1	0	0	0	4.5
South Carolina State	11/17/13		16	1	3	.333	0	1	.000	0	0	.000	0	1	1	1.7	0	0	3	0	0	0	2	3.7
vs. UMass	11/21/13		8	0	1	.000	0	0	.000	0	0	.000	0	0	0	1.3	2	0	1	0	0	0	0	2.8
vs. UAB	11/22/13		18	1	4	.250	0	0	.000	0	0	.000	0	1	1	1.2	3	0	2	0	0	3	2	2.6
vs. Georgia	11/24/13	*	9	0	1	.000	0	0	.000	0	0	.000	0	1	1	1.2	2	0	1	0	0	1	0	2.2
Northern Illinois	11/30/13	*	10	1	2	.500	0	0	.000	0	0	.000	0	1	1	1.1	0	0	1	1	0	0	2	2.1
Totals		2	111	7	19	.368	0	4	.000	1	1	1.000	1	7	8	1.1	9	0	10	2	0	6	15	2.1

NOTING 2013-14

Overview: Nebraska's backup point guard, who started NU's first 16 contests of 2012-13...His 69 assists ranked seventh on NU's freshman list...Very good on-the-ball defender who has the ability to push tempo and be a spark off the bench...Was the 2012 DiRenna Award winner, representing the top player in the Kansas City metro area following a senior campaign where he averaged 24.8 points, 6.2 assists and 3.9 steals per game...Led Sumner Academy to a pair of state titles in Kansas.

2013-14: Enjoyed one of the best games of his career in the opener against Florida Gulf Coast, chipping in a career-high nine points and added two steals in 27 minutes...Had seven points and two steals in a 10-0 second-half run...Totaled two points and a team-high three assists in 16 minutes against South Carolina State...Played eight minutes in the loss to UMass, dishing out an assist without committing a turnover...Played well off the bench, recording three steals and two assists in 18 minutes...Made his first start since Jan. 9, 2013, against Georgia, as he had one assist and a steal in nine minutes...started against NIU, finishing with two points and an assist in 10 minutes.

MISC. STATS

Category	2012-13	Career
Double-Figure Scoring	0	0
Double-Figure Rebounding	0	0
Double-Figure Assists	0	0
Double-Doubles	0	0
Led NU in Scoring	0	0
Led NU in Rebounding	0	0
Led NU in Assists	2	13
20+ Point Games	0	0
30+ Point Games	0	0

TOP PERFORMANCES OF 2013-14

Category	No.	Opponent (Date)
Points	9	FGCU (11/8)
	2	South Carolina State (11/17)
	2	vs. UAB (11/12)
Rebounds	2	FGCU (11/8)
	2	WIU (11/12)
Assists	3	South Carolina State (11/17)
	2	WIU (11/12)
	2	vs. UAB (11/12)



#4 NATHAN HAWKINS

6-5 | 198 | Fr. | G | Garland, Texas

CAREER STATS

[illegible]

2013-14 GAME-BY-GAME

Opponent	Date	GS	Min	TOTAL FG FGA Pct	3-PTS 3FG FGA Pct	FT FTA Pct	REBOUNDS Off Def Tot Avg	Pf FO A TO Blk Stl Pts Avg
Florida Gulf Coast	11/8/13	Injured - DNP	(Foot)					
Western Illinois	11/12/13	Injured - DNP	(Foot)					
South Carolina State	11/17/13	Injured - DNP	(Foot)					
vs. UMass	11/21/13	Injured - DNP	(Foot)					
vs. UAB	11/22/13	Injured - DNP	(Foot)					
vs. Georgia	11/24/13	Injured - DNP	(Foot)					
Northern Illinois	11/30/13	Injured - DNP	(Foot)					

NOTING 2013-14

Overview: Was a four-year starter at Rowlett High School, totaling 1,255 points and grabbed 492 rebounds during his high school career...Named first-team all-district in each of his last three seasons...Averaged 16.4 points and 7.1 rebounds per game as a senior, helping Rowlett High School finish with a 22-9 record as he played center...Rated as one of the top 15 seniors in Texas by ESPN.com and TexasHoops.com in the class of 2013, as well as one of the top 20 deep shooters nationally in the class of 2013 by Rivals.com's Eric Bossi...Has an older, sister, Lauren, who plays volleyball at Memphis.

2013-14: Has been sidelined because of a foot injury and has not seen action in Nebraska's first seven games.

MISC. STATS

Category	2013-14	Career
Double-Figure Scoring	0	0
Double-Figure Rebounding	0	0
Double-Figure Assists	0	0
Double-Doubles	0	0
Led NU in Scoring	0	0
Led NU in Rebounding	0	0
Led NU in Assists	0	0
20+ Point Games	0	0
30+ Point Games	0	0

TOP PERFORMANCES OF 2013-14

Category	No.	Opponent (Date)
Points	0	N/A
Rebounds	0	N/A
Assists	0	N/A



#5 TERRAN PETTEWAY

6-6 | 209 | So. | G/F | Galveston, Texas

CAREER STATS

Year	GP	GS	Min	Avg	Total			3FG	3FGA	Pct	FT	FTA	Pct	Rebounds			PF	FO	Ast	TO	Blk	Stl	Pts	Avg
					FG	FGA	Pct							Off	Def	Tot								
2011-12*	28	11	368	13.1	32	87	.368	12	40	.300	12	26	.462	13	44	57	45	0	20	3	0	6	88	3.1
2013-14	7	7	208	29.7	35	89	.393	8	23	.348	34	39	.872	9	27	36	17	1	8	14	2	6	112	16.0
TOTAL	7	7	208	29.7	35	89	.393	8	23	.348	34	39	.872	9	27	36	17	1	8	14	2	6	112	16.0
All*	35	18	576	16.5	67	176	.381	20	63	.317	46	65	.708	22	71	93	62	1	28	17	2	12	200	5.7

* Statistics from prior team/school

2013-14 GAME-BY-GAME

Opponent	Date	GS	Min	TOTAL			3-PTS			FT	FTA	Pct	REBOUNDS				PF	FO	A	TO	Blk	Stl	Pts	Avg	
				FG	FGA	Pct	3FG	FGA	Pct				Off	Def	Tot	Avg									
Florida Gulf Coast	11/8/13	*	27	6	12	.500	3	5	.600	2	2	1.000	1	3	4	4.0	3	0	1	3	0	1	17	17.0	
Western Illinois	11/12/13	*	28	4	12	.333	1	1	1.000	4	5	.800	3	6	9	6.5	2	0	2	1	0	1	13	15.0	
South Carolina State	11/17/13	*	20	2	7	.286	0	2	.000	0	0	.000	0	3	3	5.3	2	0	3	1	1	0	4	11.3	
vs. UMass	11/21/13	*	29	8	20	.400	3	6	.500	11	12	.917	1	2	3	4.8	5	1	0	1	0	3	30	16.0	
vs. UAB	11/22/13	*	31	9	17	.529	0	3	.000	3	4	.750	0	5	5	4.8	2	0	0	3	0	0	21	17.0	
vs. Georgia	11/24/13	*	37	3	10	.300	0	2	.000	9	10	.900	2	5	7	5.2	2	0	1	2	0	0	15	16.7	
Northern Illinois	11/30/13	*	36	3	11	.273	1	4	.250	5	6	.833	2	3	5	5.1	1	0	1	3	1	1	12	16.0	
Totals			7	208	35	89	.393	8	23	.348	34	39	.872	9	27	36	5.1	17	1	8	14	2	6	112	16.0

NOTING 2013-14

Overview: Versatile player who could play either guard or forward with his length and athleticism...Fierce competitor who pushes teammates to improve...Team co-captain in 2013-14...Sat out the 2012-13 season after transferring from Texas Tech University....Played in 27 games at Texas Tech as a true freshman in 2011-12, making 11 starts for the Red Raiders and averaging 3.3 points and 2.1 rebounds per game...Named a two-time District MVP at Galveston Ball High School, averaging 27 points, nine rebounds and 3.5 assists per game as a senior... Older brother Terrell played at Lamar from 1999 to 2004 before playing professionally in England.

2013-14: Scored a then-career-high 17 points on 6-of-12 shooting against Florida Gulf Coast...Nearly had a double-double in the win over Western Illinois, totaling 13 points and a team-high nine rebounds...Led NU with three assists while adding four points against South Carolina State...Exploded for a career-high 30 points against UMass, including three 3-pointers and 11-of-12 from the foul line...had 17 of his points in the first half, matching his previous career high....Posted his second straight 20-point effort with 21 points and five rebounds against UAB...Played a season-high 37 minutes in the win over Georgia, totaling 15 points and seven rebounds...Totaled 12 points and five rebounds against Northern Illinois...had seven of his points in a 16-second span which turned a one-point deficit into a six-point lead.

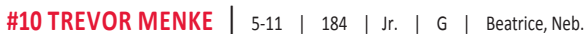
MISC. STATS

Category	2013-14	Career*
Double-Figure Scoring	6	7
Double-Figure Rebounding	0	1
Double-Figure Assists	0	0
Double-Doubles	0	0
Led NU in Scoring	3	3
Led NU in Rebounding	1	2
Led NU in Assists	2	4
20+ Point Games	1	1
30+ Point Games	1	1

*-includes Texas Tech

TOP PERFORMANCES OF 2013-14

Category	No.	Opponent (Date)
Points	30	vs. UMass (11/21)
	21	vs. UAB (11/22)
	17	FGCU (11/8)
Rebounds	9	WIU (11/12)
	7	vs. Georgia (11/24)
	5	vs. UAB (11/22)
	5	Northern Illinois (11/30)
Assists	3	South Carolina State (11/17)
	2	WIU (11/12)



CAREER STATS

Year	GP	GS	Min	Avg	Total							Rebounds							PF	FO	Ast	TO	Blk	Stl	Pts	Avg
					FG	FGA	Pct	3FG	3FGA	Pct	FT	FTA	Pct	Off	Def	Tot	Avg									
2011-12	3	0	7	2.3	0	1	.000	0	1	.000	0	0	.000	0	0	0	0.0	1	0	0	0	0	0	0	0.0	
2012-13	15	0	65	4.3	1	8	.125	1	5	.200	1	2	.500	1	1	2	0.1	7	0	5	1	0	1	4	0.3	
2013-14	2	0	4	2.0	0	1	.000	0	1	.000	0	0	.000	0	0	0	0.0	0	0	0	0	0	0	0	0.0	
TOTAL	20	0	76	3.8	1	10	.100	1	7	.143	1	2	.500	1	1	2	0.1	8	0	5	1	0	1	4	0.2	

2013-14 GAME-BY-GAME

Opponent	Date	GS	Min	TOTAL FG	FGA	Pct	3-PTS 3FG	FGA	Pct	FT	FTA	Pct	REBOUNDS Off	Def	Tot	Avg	PF	FO	A	TO	Blk	Stl	Pts	Avg
Florida Gulf Coast	11/8/13	DNP	Injury (groin)																					
Western Illinois	11/12/13	1		0	0	.000	0	0	.000	0	0	.000	0	0	0	0.0	0	0	0	0	0	0	0	0.0
South Carolina State	11/17/13	1		0	1	.000	0	1	.000	0	0	.000	0	0	0	0.0	0	0	0	0	0	0	0	0.0
vs. UMass	11/21/13	DNP	CD																					
vs. UAB	11/22/13	DNP	CD																					
vs. Georgia	11/24/13	DNP	CD																					
Northern Illinois	11/30/13	DNP	CD																					
Totals:		0	4	0	1	.000	0	1	.000	0	0	.000	0	0	0	0.0	0	0	0	0	0	0	0	0.0

NOTING 2013-14

Overview: Steady performer who has been one of the Huskers' backups at the point guard position...Heady player who communicates well and has a good understanding of the Huskers' offense...Walked on to the Husker program in 2010-11...Will graduate this May with a degree in social science education...Is a two-time Academic All-Big Ten pick.

2013-14: Made his debut playing the final minute against Western Illinois...Missed his only shot in three minutes against South Carolina State.

MISC. STATS

Category	2013-14	Career
Double-Figure Scoring	0	0
Double-Figure Rebounding	0	0
Double-Figure Assists	0	0
Double-Doubles	0	0
Led NU in Scoring	0	0
Led NU in Rebounding	0	0
Led NU in Assists	0	0
20+ Point Games	0	0
30+ Point Games	0	0

TOP PERFORMANCES OF 2013-14

Category	No.	Opponent (Date)
Points	0	N/A
Rebounds	0	N/A
Assists	0	N/A



#12 MIKE PELTZ | 6-3 | 202 | Sr. | G | Alliance, Neb.

CAREER STATS

Year	GP	GS	Min	Avg	Total FG	FGA	Pct	3FG	3FGA	Pct	FT	FTA	Pct	Rebounds Off	Def	Tot	Avg	PF	FO	Ast	TO	Blk	Stl	Pts	Avg
2012-13	14	0	213	15.2	4	14	.286	2	3	.667	6	12	.500	7	22	29	2.1	29	0	17	15	0	1	16	1.1
2013-14	3	0	27	9.0	0	3	.000	0	0	.000	1	2	.500	2	4	6	2.0	7	0	0	0	0	1	1	0.3
TOTAL	17	0	240	14.1	4	17	.235	2	3	.667	7	14	.500	9	26	35	2.1	36	0	17	15	0	2	17	1.0

2013-14 GAME-BY-GAME

Opponent	Date	GS	Min	TOTAL			3-PTS			FT			REBOUNDS				PF	FO	A	TO	Blk	Stl	Pts	Avg
				FG	FGA	Pct	3FG	FGA	Pct	FT	FTA	Pct	Off	Def	Tot	Avg								
Florida Gulf Coast	11/8/13		17	0	1	.000	0	0	.000	1	2	.500	1	3	4	4.0	3	0	0	0	0	1	1.0	
Western Illinois	11/12/13		9	0	1	.000	0	0	.000	0	0	.000	0	1	1	2.5	2	0	0	0	0	0	0.5	
South Carolina State	11/17/13	DNP-CD																						
vs. UMass	11/21/13		1	0	1	.000	0	0	.000	0	0	.000	1	0	1	2.0	2	0	0	0	0	0	0.3	
vs. UAB	11/22/13	DNP-CD																						
vs. Georgia	11/24/13	DNP-CD																						
Northern Illinois	11/30/13	DNP-CD																						
Totals		0	27	0	3	.000	0	0	.000	1	2	.500	2	4	6	2.0	7	0	0	0	0	1	1	0.3

NOTING 2013-14

Overview: Played in 14 games before undergoing knee surgery in January of 2013...Walk-on who joined the team in October of 2012...One of the best athletes in the program, as he benches 380 and has five percent body fat...Spent two seasons at Western Nebraska CC, helping the program to 26 wins and a national ranking in 2011-12...averaged 7.5 points, 6.2 assists, 4.9 rebounds and 1.5 steals per game, ranking among the national leaders in assists...his older brother (Butch) was a four-year starting safety at Nebraska-Kearney in football who ranks among the school's career tackle leaders while another brother (TJ) also played basketball at Western Nebraska CC for a season and served as an assistant coach at the school...Is on track to graduate with a degree in business administration in August.

2013-14: Provided a spark off the bench with four rebounds in 17 minutes against Florida Gulf Coast...had one rebound in nine minutes against Western Illinois...Saw action as a late-game replacement vs. UMass, missing his only shot from the floor.

MISC. STATS

Category	2012-13	Career
Double-Figure Scoring	0	0
Double-Figure Rebounding	0	0
Double-Figure Assists	0	0
Double-Doubles	0	0
Led NU in Scoring	0	0
Led NU in Rebounding	0	0
Led NU in Assists	0	1
20+ Point Games	0	0
30+ Point Games	0	0

TOP PERFORMANCES OF 2013-14

Category	No.	Opponent (Date)
Points	1	FGCU (11/8)
Rebounds	4	FGCU (11/8)
	1	WIU (11/12)
Assists	0	NA



#14 SERGEJ VUCETIC

7-1 | 238 | So. | C | Vrbas, Serbia

CAREER STATS

Year	GP	GS	Min	Avg	Total			3FG	3FGA	Pct	FT	FTA	Pct	Rebounds					PF	FO	Ast	TO	Blk	Stl	Pts	Avg
					FG	FGA	Pct							Off	Def	Tot	Avg									
2012-13	11	0	18	1.6	4	6	.667	0	0	.000	0	3	.000	1	1	2	0.2	1	0	0	0	0	0	0	8	0.7
2013-14	3	0	8	2.7	2	2	1.000	0	0	.000	0	0	.000	1	2	3	1.0	0	0	0	0	1	0	4	1.3	
TOTAL	14	0	26	1.9	6	8	.750	0	0	.000	0	3	.000	2	3	5	0.4	1	0	0	0	1	0	12	0.9	

2013-14 GAME-BY-GAME

Opponent	Date	GS	Min	TOTAL			3-PTS			REBOUNDS			PF	FO	A	TO	Blk	Stl	Pts	Avg	
				FG	FGA	Pct	3FG	FGA	Pct	FT	FTA	Pct									Off
Florida Gulf Coast	11/8/13		3	1	1	1.000	0	0	.000	0	0	.000	0	1	1	1.0	0	0	0	2	2.0
Western Illinois	11/12/13		2	0	0	.000	0	0	.000	0	0	.000	0	0	0	0.5	0	0	0	0	1.0
South Carolina State	11/17/13		3	1	1	1.000	0	0	.000	0	0	.000	1	1	2	1.0	0	0	1	0	1.3
vs. UMass	11/21/13	DNP-CD																			
vs. UAB	11/22/13	DNP-CD																			
vs. Georgia	11/24/13	DNP-CD																			
Northern Illinois	11/30/13	DNP-CD																			
Totals		0	8	2	2	1.000	0	0	.000	0	0	.000	1	2	3	1.0	0	0	1	0	1.3

NOTING 2013-14

Overview: Sophomore who is Nebraska's tallest player since the 1990-91 season...Skilled big man with range and has added bulk since arriving at NU...Played in 11 games in 2012-13, scoring eight points and grabbing eight rebounds in 18 minutes.

2013-14: Made his only shot and had a rebound while playing the final three minutes vs. Florida Gulf Coast... Had two points, a pair of rebounds and a blocked shot in three minutes vs. South Carolina State.

MISC. STATS

Category	2013-14	Career
Double-Figure Scoring	0	0
Double-Figure Rebounding	0	0
Double-Figure Assists	0	0
Double-Doubles	0	0
Led NU in Scoring	0	0
Led NU in Rebounding	0	0
Led NU in Assists	0	0
20+ Point Games	0	0
30+ Point Games	0	0

TOP PERFORMANCES OF 2013-14

Category	No.	Opponent (Date)
Points	2	FGCU (11/8)
	2	South Carolina State (11/17)
Rebounds	2	South Carolina State (11/17)
	1	FGCU (11/8)
Assists	0	N/A



#15 RAY GALLEGOS | 6-2 | 182 | Sr. | G | Salt Lake City, Utah

CAREER STATS

Year	GP	GS	Min	Avg	Total			3FG	3FGA	Pct	FT	FTA	Pct	Rebounds				PF	FO	Ast	TO	Blk	Stl	Pts	Avg
					FG	FGA	Pct							Off	Def	Tot	Avg								
2009-10	30	3	409	13.6	34	93	.366	15	43	.349	8	16	.500	1	40	41	1.4	27	0	19	14	5	10	91	3.0
2010-11	25	1	294	11.8	30	93	.323	6	42	.143	4	7	.571	3	22	25	1.0	24	0	8	13	4	9	70	2.8
2012-13	33	33	1237	37.5	150	416	.361	83	271	.306	28	44	.636	8	93	101	3.1	60	1	40	35	13	46	411	12.5
2013-14	5	1	112	22.4	14	33	.424	12	26	.462	0	0	.000	1	2	3	0.6	8	0	2	2	0	3	40	8.0
TOTAL	93	38	2052	22.1	228	635	.359	116	382	.304	40	67	.597	13	157	170	1.8	119	1	69	64	22	68	612	6.6

2013-14 GAME-BY-GAME

Opponent	Date	GS	Min	TOTAL			3-PTS			FT	FTA	Pct	REBOUNDS				PF	FO	A	TO	Blk	Stl	Pts	Avg
				FG	FGA	Pct	3FG	FGA	Pct				Off	Def	Tot	Avg								
Florida Gulf Coast	11/8/13	DNP-Suspended																						
Western Illinois	11/12/13	DNP-Suspended																						
South Carolina State	11/17/13		23	6	11	.545	6	10	.600	0	0	.000	0	0	0	0.0	3	0	0	0	0	1	18	18.0
vs. UMass	11/21/13	*	22	1	4	.250	0	2	.000	0	0	.000	0	0	0	0.0	0	0	1	0	0	0	2	10.0
vs. UAB	11/22/13		24	3	6	.500	3	5	.600	0	0	.000	0	1	1	0.3	1	0	1	0	0	1	9	9.7
vs. Georgia	11/24/13		17	4	7	.571	3	5	.600	0	0	.000	0	1	1	0.5	3	0	0	1	0	0	11	10.0
Northern Illinois	11/30/13		26	0	5	.000	0	4	.000	0	0	.000	1	0	1	0.6	1	0	0	1	0	1	0	8.0
Totals		1	112	14	33	.424	12	26	.462	0	0	.000	1	2	3	0.6	8	0	2	2	0	3	40	8.0

NOTING 2013-14

Overview: Fifth-year senior who is one of Nebraska's co-captains...long-range shooter who was second in school history with 83 3-pointers in 2012-13...Led the Big Ten in 3-pointers per game (2.5) during 2012-13...Redshirted in 2011-12, worked on adding strength and improving his all-around game...Athletic guard who has made strides in his shot and has the ability to be a factor on both ends of the court...Has a team-best 43-inch vertical leap and a quick release on his shot...Was the first Husker basketball signee from the state of Utah since Jaron Boone (Salt Lake City, Skyline High School), who went on to become one of the top 10 all-time scorers at NU...Will graduate this may with a degree in ethnic studies.

2013-14: Missed NU's first two games because of a suspension...Returned to action against South Carolina State on Nov. 17, leading the Huskers with 18 points, including 6-of-10 from 3-point range...played just 22 minutes because of an injury, missing most of the second half vs. UMass...Returned following a knee sprain against UMass to score nine points on 3-of-5 3-point shooting in the loss to UAB...Gave NU 17 solid minutes off the bench in the win over Georgia, scoring 11 points, including 3-of-5 from 3-point range...Was held scoreless for the first time since March 16, 2011, as he went 0-of-5 from the field against NIU.

MISC. STATS

Category	2013-14	Career
Double-Figure Scoring	2	26
Double-Figure Rebounding	0	0
Double-Figure Assists	0	0
Double-Doubles	0	0
Led Team in Scoring	1	12
Led Team in Rebounding	0	2
Led Team in Assists	0	5
20+ Point Games	0	6
30+ Point Games	0	1

TOP PERFORMANCES OF 2013-14

Category	No.	Opponent (Date)
Points	18	South Carolina State (11/17)
	1	vs. Georgia (11/24)
Rebounds	1	vs. UMass (11/22/11)
	1	vs. Georgia (11/24)
	1	Northern Illinois (11/30)
Assists	0	N/A



#21 LESLEE SMITH | 6-8 | 255 | Jr. | F | Longlook, British Virgin Islands

CAREER STATS

Year	GP	GS	Min	Avg	Total		Pct	3FG	3FGA	Pct	FT	FTA	Pct	Rebounds			PF	FO	Ast	TO	Blk	Stl	Pts	Avg
					FG	FGA								Off	Def	Tot								
2011-12*	25	6	377	15.1	36	82	.439	6	22	.273	17	30	.567	24	60	84	57	0	31	37	11	21	95	3.8
2013-14	7	0	134	19.1	23	37	.622	0	1	.000	15	22	.682	18	29	47	20	0	2	11	9	10	61	8.7
TOTAL	7	0	134	19.1	23	37	.622	0	1	.000	15	22	.682	18	29	47	20	0	2	11	9	10	61	8.7
All*	32	6	511	16.0	59	119	.496	6	23	.261	32	52	.615	42	89	131	77	0	33	48	20	31	156	4.9

* Statistics from prior team/school

2013-14 GAME-BY-GAME

Opponent	Date	GS	Min	TOTAL			3-PTS			REBOUNDS				PF	FO	A	TO	Blk	Stl	Pts	Avg			
				FG	FGA	Pct	3FG	FGA	Pct	FT	FTA	Pct	Off									Def	Tot	Avg
Florida Gulf Coast	11/8/13	16	0	2	.000	0	0	.000	1	2	.500	0	4	4	4.0	1	0	0	1	1	1	1.0		
Western Illinois	11/12/13	20	4	7	.571	0	1	.000	2	4	.500	1	4	5	4.5	1	0	0	0	1	2	10	5.5	
South Carolina State	11/17/13	15	4	7	.571	0	0	.000	4	4	1.000	5	2	7	5.3	3	0	0	2	1	3	12	7.7	
vs. UMass	11/21/13	27	5	7	.714	0	0	.000	2	4	.500	5	5	10	6.5	3	0	0	2	3	1	12	8.8	
vs. UAB	11/22/13	11	1	1	1.000	0	0	.000	3	4	.750	1	0	1	5.4	4	0	0	1	0	0	5	8.0	
vs. Georgia	11/24/13	25	4	7	.571	0	0	.000	0	0	.000	4	7	11	6.3	4	0	1	2	2	0	8	8.0	
Northern Illinois	11/30/13	20	5	6	.833	0	0	.000	3	4	.750	2	7	9	6.7	4	0	1	3	1	3	13	8.7	
Totals		0	134	23	37	.622	0	1	.000	15	22	.682	18	29	47	6.7	20	0	2	11	9	10	61	8.7

NOTING 2013-14

Overview: Physical presence who has been active on the inside for Nebraska in his first year...Came to Nebraska from Seward County (Kan.) Community College where he averaged 8.3 points and 6.6 rebounds per game...Helped Seward CC to a 25-8 record and a Region VI semifinals in 2012-13...Began his college career at SMU, playing 25 games during the 2011-12 season and averaging 3.8 points, 3.4 rebounds and 1.2 assists per game...Overcame a torn right ACL in March of 2011...Grew up in the British Virgin Islands playing baseball before turning his attention to basketball.

2013-14: Reached double figures for the first time at Nebraska, scoring 10 points and pulling down five rebounds...had six points in a 23-7 first-half run as Nebraska took control...Played 15 minutes against South Carolina State, totaling a career-high 12 points and grabbing seven rebounds and adding three steals...Posted his first career double-double against UMass with 12 points on 5-of-7 shooting and a season-high 10 rebounds...also had three blocks in 27 minutes in the loss to the Minutemen...Played just 11 minutes as he was plagued with foul trouble against UAB...Provided a solid inside force in the win over Georgia, grabbing a game-high 11 rebounds and scoring eight points on 4-of-7 shooting...Led NU's inside game with 13 points and a game-high nine rebounds against Northern Illinois...provided a key putback basket after NIU cut a 13-point deficit to two in the final minutes.

MISC. STATS

Category	2013-14	Career
Double-Figure Scoring	4	5
Double-Figure Rebounding	2	4
Double-Figure Assists	0	0
Double-Doubles	1	1
Led NU in Scoring	0	0
Led NU in Rebounding	4	10
Led NU in Assists	0	3
20+ Point Games	0	0
30+ Point Games	0	0
*-includes SMU		

TOP PERFORMANCES OF 2013-14

Category	No.	Opponent (Date)
Points	13	Northern Illinois (11/30)
	12	South Carolina State (11/17)
	12	vs. UMass (11/21)
Rebounds	12	vs. Georgia (11/24)
	10	vs. UMass (11/21)
	9	Northern Illinois (11/30)
Assists	1	vs. Georgia (11/24)
	1	Northern Illinois (11/30)



#31 SHAVON SHIELDS | 6-7 | 219 | So. | G/F | Olathe, Kan.

CAREER STATS

Year	GP	GS	Min	Avg	Total		Pct	3FG	3FGA	Pct	FT	FTA	Pct	Rebounds		Tot	Avg	PF	FO	Ast	TO	Blk	Stl	Pts	Avg
					FG	FGA								Off	Def										
2012-13	28	19	804	28.7	89	189	.471	14	39	.359	48	71	.676	34	110	144	5.1	87	4	25	47	8	23	240	8.6
2013-14	7	7	204	29.1	25	56	.446	0	8	.000	37	47	.787	11	25	36	5.1	22	2	12	9	4	4	87	12.4
TOTAL	35	26	1008	28.8	114	245	.465	14	47	.298	85	118	.720	45	135	180	5.1	109	6	37	56	12	27	327	9.3

2013-14 GAME-BY-GAME

Opponent	Date	GS	Min	TOTAL			3-PTS			FT	FTA	Pct	REBOUNDS				PF	FO	A	TO	Blk	Stl	Pts	Avg	
				FG	FGA	Pct	3FG	FGA	Pct				Off	Def	Tot	Avg									
Florida Gulf Coast	11/08/13	*	35	8	13	.615	0	0	.000	12	12	1.000	1	5	6	6.0	2	0	3	0	0	0	28	28.0	
Western Illinois	11/12/13	*	34	6	9	.667	0	0	.000	1	2	.500	1	3	4	5.0	1	0	1	3	0	1	13	20.5	
South Carolina State	11/17/13	*	27	2	5	.400	0	1	.000	6	7	.857	2	4	6	5.3	2	0	1	1	0	0	10	17.0	
vs. UMass	11/21/13	*	28	2	7	.286	0	2	.000	6	9	.667	3	3	6	5.5	4	0	0	3	0	0	10	15.3	
vs. UAB	11/22/13	*	28	4	12	.333	0	4	.000	3	6	.500	3	1	4	5.2	5	1	3	0	1	1	11	14.4	
vs. Georgia	11/24/13	*	35	2	8	.250	0	0	.000	4	4	1.000	1	5	6	5.3	3	0	2	0	3	0	8	13.3	
Northern Illinois	11/30/13	*	17	1	2	.500	0	1	.000	5	7	.714	0	4	4	5.1	5	1	2	2	0	2	7	12.4	
Totals			7	204	25	56	.446	0	8	.000	37	47	.787	11	25	36	5.1	22	2	12	9	4	4	87	12.4

- Big Ten Player of the Week (Nov. 11)
- Lute Olson National Player of the Week (Nov. 11)

NOTING 2013-14

Overview: Played 28 games as a freshman, starting Nebraska's final 19 games in 2012-13...Spent three years at Olathe Northwest HS, totaling 1,068 points and finished as the school's all-time scoring leader...finished as the school's career leader in points, rebounds, free throws, field goals, steals and rebounds...teamed with current Kentucky sophomore Willie Cauley-Stein at Olathe Northwest, as Cauley-Stein lived with the Shields family...is the son of former Husker and NFL football great Will Shields, who is a two-time NFL Hall of Fame finalist (2012 & 2013)...Majors in microbiology at Nebraska and has been on the Nebraska Scholar-Athlete honor roll both semesters at Nebraska.

2013-14: Named Big Ten Player of the Week after scoring 28 points, including 8-of-13 shooting from the field, and leading NU in rebounds (six) and assists (three) against Florida Gulf Coast...Totaled 13 points on 6-of-9 shooting in NU's 62-47 win over Western Illinois...reached double figures for the third straight game with 10 points and six rebounds against South Carolina State...Totaled 10 points and six rebounds in the loss to UMass...Scored all 11 points in the second half while matching his career high with three assists...Had a well-rounded game against Georgia, scoring eight points, but also grabbing six rebounds, blocking a career-high three shots and dishing out a pair of assists in 35 minutes...Battled foul trouble, as he played just 17 minutes before fouling out, finishing with seven points, four rebounds, two assists and two steals.

MISC. STATS

Category	2013-14	Career
Double-Figure Scoring	5	13
Double-Figure Rebounding	0	1
Double-Figure Assists	0	0
Double-Doubles	0	1
Led NU in Scoring	1	4
Led NU in Rebounding	1	9
Led NU in Assists	2	3
20+ Point Games	1	2
30+ Point Games	0	0

TOP PERFORMANCES OF 2013-14

Category	No.	Opponent (Date)
Points	28	FGCU (11/8)
	13	WIU (11/12)
	10	vs. UMass (11/21)
	10	South Carolina State (11/17)
Rebounds	6	FGCU (11/8)
	6	vs. UMass (11/21)
	6	South Carolina State (11/17)
	6	vs. Georgia (11/24)
Assists	3	FGCU (11/8)
	3	vs. UAB (11/22)
	2	vs. Georgia (11/24)
	2	Northern Illinois (11/30)



#35 WALTER PITCHFORD

6-10 | 234 | So. | F | Grand Rapids, Mich.

CAREER STATS

Year	GP	GS	Min	Avg	Total			3FG	3FGA	Pct	FT	FTA	Pct	Rebounds			PF	FO	Ast	TO	Blk	Stl	Pts	Avg
					FG	FGA	Pct							Off	Def	Tot								
2011-12*	13	0	22	1.7	3	11	.273	0	3	.000	0	0	.000	1	3	4	5	0	1	1	1	0	6	0.5
2013-14	7	7	160	22.9	22	46	.478	10	22	.455	5	8	.625	7	23	30	24	2	2	0	5	4	59	8.4
TOTAL	7	7	160	22.9	22	46	.478	10	22	.455	5	8	.625	7	23	30	24	2	2	0	5	4	59	8.4
All*	20	7	182	9.1	25	57	.439	10	25	.400	5	8	.625	8	26	34	29	2	3	1	6	4	65	3.3

* Statistics from prior team/school

2013-14 GAME-BY-GAME

Opponent	Date	GS	Min	TOTAL			3-PTS			FT	FTA	Pct	REBOUNDS			PF	FO	A	TO	Blk	Stl	Pts	Avg
				FG	FGA	Pct	3FG	FGA	Pct				Off	Def	Tot								
Florida Gulf Coast	11/8/13	*	20	2	3	.667	2	2	1.000	1	2	.500	0	4	4	3	0	0	0	0	1	7	7.0
Western Illinois	11/12/13	*	22	5	9	.556	3	6	.500	1	1	1.000	1	1	2	5	1	0	0	0	0	14	10.5
South Carolina State	11/17/13	*	22	2	5	.400	1	2	.500	0	0	.000	0	5	5	3	0	0	0	0	0	5	8.7
vs. UMass	11/21/13	*	13	2	3	.667	1	2	.500	0	0	.000	1	1	2	5	1	0	0	1	0	5	7.8
vs. UAB	11/22/13	*	31	3	7	.429	2	4	.500	2	3	.667	0	6	6	2	0	0	0	0	0	10	8.2
vs. Georgia	11/24/13	*	24	5	8	.625	1	3	.333	1	2	.500	2	1	3	3	0	2	0	1	2	12	8.8
Northern Illinois	11/30/13	*	28	3	11	.273	0	3	.000	0	0	.000	3	5	8	3	0	0	0	3	1	6	8.4
Totals			7	160	22	46	10	22	.455	5	8	.625	7	23	30	24	2	2	0	5	4	59	8.4

NOTING 2013-14

Overview: Sophomore transfer who sat out last season after transferring from Florida...Athletic big man who benches 300 pounds and has eight percent body fat and possesses a 40-inch vertical leap...Possesses shooting range to the 3-point line and ability to be a factor inside and on the perimeter...Played 13 games at Florida in 2011-12, helping the Gators to the Elite Eight...Named to the Nebraska Scholar-Athlete honor roll in both semesters at Nebraska.

2013-14: Had seven points, including a pair of early 3-pointers, and four rebounds against Florida Gulf Coast... Led Nebraska with 14 points, all coming in the first half, in the win over Western Illinois...Battled foul trouble against South Carolina State, but had five points and five rebounds in 22 minutes...Battled foul trouble, as he was held to five points and two rebounds in 13 minutes vs. UMass...Reached double figures vs. UAB with 10 points and a career-high six rebounds in 31 minutes...Hit double figures for the second straight game with 12 points on 5-of-8 shooting, three rebounds and two assists in the win over Georgia...Established career highs in rebounds (eight) and blocked shots (three) while finishing with six points.

MISC. STATS

Category	2013-14	Career*
Double-Figure Scoring	3	3
Double-Figure Rebounding	0	0
Double-Figure Assists	0	0
Double-Doubles	0	0
Led NU in Scoring	1	1
Led NU in Rebounding	1	1
Led NU in Assists	0	0
20+ Point Games	0	0
30+ Point Games	0	0

*-includes Florida

TOP PERFORMANCES OF 2013-14

Category	No.	Opponent (Date)
Points	14	WIU (11/12)
	12	vs. Georgia (11/24)
	10	vs. UAB (11/22)
Rebounds	8	Northern Illinois (11/30)
	6	vs. UAB (11/22)
	5	South Carolina State (11/17)
Assists	1	vs. Georgia (11/24)



#44 KYE KURKOWSKI

6-11 | 214 | Jr. | F | Grant, Neb.

CAREER STATS

Year	GP	GS	Min	Avg	Total			3FG	3FGA	Pct	FT	FTA	Pct	Rebounds				PF	FO	Ast	TO	Blk	Stl	Pts	Avg
					FG	FGA	Pct							Off	Def	Tot	Avg								
2011-12	2	0	3	1.5	0	0	.000	0	0	.000	0	0	.000	0	0	0	0.0	0	0	0	0	0	0	0	0.0
2012-13	6	0	9	1.5	1	1	1.000	0	0	.000	0	0	.000	0	2	2	0.3	0	0	0	1	0	0	2	0.3
2013-14	2	0	5	2.5	0	0	.000	0	0	.000	0	0	.000	0	2	2	1.0	1	0	0	0	0	0	0	0.0
TOTAL	10	0	17	1.7	1	1	1.000	0	0	.000	0	0	.000	0	4	4	0.4	1	0	0	1	0	0	2	0.2

2013-14 GAME-BY-GAME

Opponent	Date	GS	Min	TOTAL			3-PTS			REBOUNDS			PF	FO	A	TO	Blk	Stl	Pts	Avg	
				FG	FGA	Pct	3FG	FGA	Pct	FT	FTA	Pct									Off
Florida Gulf Coast	11/8/13		2																		
Western Illinois	11/12/13	DNP-CD																			
South Carolina State	11/17/13		3	0	0	.000	0	0	.000	0	0	.000	0	2	2	1.0	1	0	0	0	0.0
vs. UMass	11/21/13	DNP-CD																			
vs. UAB	11/22/13	DNP-CD																			
vs. Georgia	11/24/13	DNP-CD																			
Northern Illinois	11/30/13	DNP-CD																			
Totals		0	5	0	0	.000	0	0	.000	0	0	.000	0	2	2	1.0	1	0	0	0	0.0

NOTING 2013-14

Overview: Fourth-year walk-on who provides depth in the post...Agricultural engineering major who is on an academic scholarship...Two-time Academic All-Big Ten pick.

2013-14: Played the final two minutes of NU's season-opening win against Florida Gulf Coast...matched his career high with two rebounds while playing the final three minutes against South Carolina State.

MISC. STATS

Category	2013-14	Career
Double-Figure Scoring	0	0
Double-Figure Rebounding	0	0
Double-Figure Assists	0	0
Double-Doubles	0	0
Led NU in Scoring	0	0
Led NU in Rebounding	0	0
Led NU in Assists	0	0
20+ Point Games	0	0
30+ Point Games	0	0

TOP PERFORMANCES OF 2013-14

Category	No.	Opponent (Date)
Points	0	N/A
Rebounds	0	N/A
Assists	0	N/A

NEBRASKA GAME-BY-GAME BOX SCORES

Official Basketball Box Score -- Game Totals -- Final Statistics
Florida Gulf Coast vs Nebraska
11/08/13 8:15 p.m. at Pinnacle Bank Arena (Lincoln, Neb.)

Florida Gulf Coast 55 • 0-1																
##	Player		Total		3-Ptr		Rebounds			PF	TP	A	TO	Blk	Stl	Min
			FG-FGA	FG-FGA	FT-FTA	Off	Def	Tot								
20	FIELER, Chase	f	2-3	0-0	1-6	1	0	1	4	5	0	4	0	0	18	
01	HICKS, Nate	c	2-4	0-0	0-2	1	5	6	2	4	1	2	2	0	29	
00	COMER, Brett	g	1-6	1-2	0-0	0	1	1	2	3	3	6	0	0	33	
02	THOMPSON, Bernard	g	4-8	2-5	2-4	0	1	1	2	12	1	1	0	0	23	
05	JONES, Jamail	g	5-12	1-4	6-6	0	8	8	4	17	1	2	0	0	34	
04	SHOON, Armand		0-1	0-1	0-0	0	0	0	0	0	1	0	0	1	6	
15	CVJETICANIN, Filip		4-4	2-2	0-0	1	0	1	2	10	0	0	0	2	24	
21	ALLEN, TeJai		0-0	0-0	0-0	0	0	0	0	0	0	0	0	0	3	
24	BLAKE, Marcus		0-0	0-0	0-0	0	0	0	2	0	0	0	0	0	7	
35	GRAF, Dajuan		1-5	0-1	2-3	0	1	1	3	4	1	1	0	0	23	
Team						0	4	4								
Totals			19-43	6-15	11-21	3	20	23	21	55	8	16	2	3	200	
FG % 1st Half: 8-22		36.4%	2nd half: 11-21		52.4%	Game: 19-43		44.2%		Deadball Rebounds 5						
3FG % 1st Half: 3-8		37.5%	2nd half: 3-7		42.9%	Game: 6-15		40.0%								
FT % 1st Half: 8-10		80.0%	2nd half: 3-11		27.3%	Game: 11-21		52.4%								

Nebraska 79 • 1-0

		Total		3-Ptr	Rebounds			PF		TP	A TO Blk		Stl	Min	
##	Player	FG-FGA	FG-FGA	FT-FTA	Off	Def	Tot	PF	TP	A	TO	Blk	Stl	Min	
02	Rivers, David	f	2-2	0-0	1-2	0	1	1	5	5	1	2	0	2	21
31	Shields, Shavon	f	8-13	0-0	12-12	1	5	6	2	28	3	0	0	0	35
35	Pitchford, Walter	f	2-3	2-2	1-2	0	4	4	3	7	0	0	0	1	20
00	Webster, Tai	g	2-8	0-2	5-8	1	1	2	3	9	1	2	0	0	32
05	Petteway, Terran	g	6-12	3-5	2-2	1	3	4	3	17	1	3	0	1	27
03	Parker, Benny		4-6	0-1	1-1	1	1	2	2	9	0	0	0	2	27
12	Peltz, Mike		0-1	0-0	1-2	1	3	4	3	1	0	0	0	0	17
14	Vucetic, Sergej		1-1	0-0	0-0	0	1	1	0	2	0	0	0	0	3
21	Smith, Leslee		0-2	0-0	1-2	0	4	4	1	1	0	1	1	1	16
44	Kurkowski, Kye		0-0	0-0	0-0	0	0	0	0	0	0	0	0	0	2
Team					2	3	5								
Totals			25-48	5-10	24-31	7	26	33	22	79	6	9	1	7	200
FG % 1st Half: 14-24 58.3%		2nd half: 11-24 45.8%		Game: 25-48 52.1%		Deadball Rebounds 3									
3FG % 1st Half: 4-6 66.7%		2nd half: 1-4 25.0%		Game: 5-10 50.0%											
FT % 1st Half: 7-10 70.0%		2nd half: 17-21 81.0%		Game: 24-31 77.4%											

Officials: Terry Wymer, Frank Spencer, Chris Beaver
Technical fouls: Florida Gulf Coast-None. Nebraska-None.
Attendance: 15119
First Regular Season Game in Pinnacle Bank Arena

Score by periods	1st	2nd	Total	Points	In	Off	2nd	Fast	Bench
Florida Gulf Coast	27	28	55	FGCU	16	6	2	0	14
Nebraska	39	40	79	NEB	34	22	5	12	13

Last FG - FGCU 2nd-02:32, NEB 2nd-02:02.
Largest lead - FGCU None, NEB by 34 2nd-05:17.

Score tied - 0 times.
Lead changed - 0 times.

Official Basketball Box Score -- Game Totals -- Final Statistics
South Carolina State vs Nebraska
11/17/13 2:05 p.m. at Pinnacle Bank Arena (Lincoln, Neb.)

South Carolina State 57 • 1-3															
		Total		3-Ptr		Rebounds									
##	Player	FG-FGA	FG-FGA	FT-FTA	Off	Def	Tot	PF	TP	A	TO	Blk	Stl	Min	
22	HEZEKIAH, Matthew	f	2-6	0-1	0-0	1	4	5	3	4	1	4	0	1	19
33	RADOVIC, Luka	f	1-2	0-0	2-4	4	2	6	3	4	0	0	0	0	20
03	SMITH, Jordan	g	4-12	3-8	3-3	0	1	1	1	14	0	1	0	0	26
05	ADAMS, Adama	g	3-10	1-3	4-6	0	1	1	3	11	4	1	0	0	27
23	EASTMON, Darron	g	0-0	0-0	0-0	0	2	2	2	0	0	2	0	0	9
00	WHITE, Jalen		0-3	0-0	0-0	0	1	1	0	0	1	0	0	0	4
02	STEPHENS, Theron		0-0	0-0	0-0	0	0	0	0	0	0	0	0	0	2
04	KIRSKY, Patrick		2-5	0-0	5-8	2	6	8	0	9	0	2	0	0	20
10	MYERS, Patrick		0-1	0-1	0-0	0	0	0	0	0	0	0	0	0	2
11	MITCHELL, Shaquiel		1-3	0-0	1-2	1	2	3	2	3	2	2	0	0	22
12	MORTIMER, Greg		0-3	0-1	0-0	1	0	1	0	1	0	0	0	0	6
15	JOINT, Devin		1-1	0-0	0-0	1	1	2	1	2	0	0	0	0	12
30	PALMER, Daryll		1-4	0-1	0-0	1	1	2	4	2	1	0	1	0	15
32	WRIGHT, Koran		3-6	2-4	0-0	1	1	2	4	8	0	1	0	0	16
Team					5	3	8								
Totals			18-56	6-19	15-23	17	25	42	24	57	9	16	1	1	200
FG % 1st Half: 9-28 32.1%		2nd half: 9-28 32.1%		Game: 18-56 32.1%		Deadball Rebounds 3									
3FG % 1st Half: 3-7 42.9%		2nd half: 3-12 25.0%		Game: 6-19 31.6%											
FT % 1st Half: 10-13 76.9%		2nd half: 5-10 50.0%		Game: 15-23 65.2%											

Nebraska 83 • 3-0

#	Player		Total		3-Ptr	Rebounds				PF	TP	A	TO	Blk	Stl	Min
			FG-FGA	FG-FGA	FT-FTA	Off	Def	Tot								
02	Rivers, David	f	0-0	0-0	0-0	0	2	2	0	0	0	0	0	0	0	19
31	Shields, Shavon	f	2-5	0-1	6-7	2	4	6	2	10	1	1	0	0	0	27
35	Pitchford, Walter	f	2-5	1-2	0-0	0	5	5	3	5	0	0	0	0	0	22
00	Webster, Tai	g	3-6	0-2	7-11	1	3	4	3	13	2	1	0	1	1	26
05	Petteway, Terran	g	2-7	0-2	0-0	0	3	3	2	4	3	1	1	0	0	20
01	Biggs, Deverell		5-10	1-1	6-10	1	2	3	3	17	2	0	1	0	0	23
03	Parker, Benny		1-3	0-1	0-0	0	1	1	0	2	3	0	0	0	0	16
10	Menke, Trevor		0-1	0-1	0-0	0	0	0	0	0	0	0	0	0	0	3
14	Vucetic, Sergej		1-1	0-0	0-0	1	1	2	0	2	0	0	1	0	0	3
15	Gallegos, Ray		6-11	6-10	0-0	0	0	0	3	18	0	0	0	0	1	23
21	Smith, Leslee		4-7	0-0	4-4	5	2	7	3	12	0	2	1	3	1	15
44	Kurkowski, Kye		0-0	0-0	0-0	0	2	2	1	0	0	0	0	0	0	3
Team						0	1	1								
Totals			26-56	8-20	23-32	10	26	36	20	83	11	5	4	5	0	200
FG % 1st Half: 13-32		40.6%	2nd half: 13-24		54.2%	Game: 26-56		46.4%		Deadball Rebounds 4						
3FG % 1st Half: 6-12		50.0%	2nd half: 2-8		25.0%	Game: 8-20		40.0%								
FT % 1st Half: 7-10		70.0%	2nd half: 16-22		72.7%	Game: 23-32		71.9%								

Officials: Ed Hightower, Lewis Garrison, Brooks Wells
Technical fouls: South Carolina State-None. Nebraska-Pitchford, Walter.
Attendance: 14765
Actual Attendance: 10974

Score by periods	1st	2nd	Total	Points	In	Off	2nd	Fast	Bench
South Carolina State	31	26	57	SCSUM	16	8	17	2	24
Nebraska	39	44	83	NEB	34	25	12	4	51

Last FG - SCSUM 2nd-03:40, NEB 2nd-00:15.
Largest lead - SCSUM by 2 1st-19:30, NEB by 26 2nd-00:15.

Score tied - 0 times.
Lead changed - 1 time.

Official Basketball Box Score -- Game Totals -- Final Statistics
Western Illinois vs Nebraska
11/12/13 7:05 p.m. at Pinnacle Bank Arena (Lincoln, Neb.)

Western Illinois 47 • 0-2

		Total		3-Ptr	Rebounds			PF		TP	A TO Blk		Stl	Min	
##	Player		FG-FGA	FG-FGA	FT-FTA	Off	Def	Tot	PF	TP	A	TO	Blk	Stl	Min
32	Stensgaard, Tate	f	3-5	0-1	4-4	3	1	4	4	10	0	1	0	1	26
33	Link, Adam	f	2-5	0-0	0-0	0	5	5	1	4	3	3	0	2	36
52	Ochereobia, Michael	c	3-5	0-0	2-2	0	8	8	2	8	1	1	1	1	26
01	Sandifer, Jabari	g	2-7	1-4	0-2	0	4	4	2	5	3	2	0	0	27
31	Covington, Garret	g	2-11	0-7	1-4	1	3	4	3	5	0	3	0	1	33
10	Foster, Jordan		2-4	2-2	1-1	0	1	1	3	7	0	3	0	0	17
12	Hawthorne, Jason		1-4	0-3	1-2	0	1	1	1	3	0	1	1	0	13
30	Miklusak, Mike		1-2	1-2	0-0	0	1	1	1	3	0	0	0	0	11
34	Conde, Mohamed		1-2	0-0	0-0	0	0	0	1	2	0	0	0	0	11
Team						1	1	2							
Totals			17-45	4-19	9-15	5	25	30	18	47	7	15	2	5	200
FG % 1st Half: 7-22		31.8%	2nd half: 10-23		43.5%	Game: 17-45		37.8%	Deadball Rebounds 3						
3FG % 1st Half: 2-6		33.3%	2nd half: 2-13		15.4%	Game: 4-19		21.1%							
FT % 1st Half: 1-2		50.0%	2nd half: 8-13		61.5%	Game: 9-15		60.0%							

NEBRASKA GAME-BY-GAME BOX SCORES

Official Basketball Box Score -- Game Totals -- Final Statistics
Nebraska vs UAB
11/22/13 12:00 PM at TD Arena - Charleston, S.C.

Nebraska 74 • 3-2

#	Player	Total			3-Ptr		Rebounds								
		FG-FGA	FG-FGA	FT-FTA	Off	Def	Tot	PF	TP	A	TO	Bk	Stl	Mln	
02	Rivers, David	f	1-3	0-0	0-0	2	0	2	2	2	0	1	0	3	22
05	Petteway, Terran	f	9-17	0-3	3-4	0	5	5	2	21	0	3	0	0	31
35	Pitchford, Walter	f	3-7	2-4	2-3	0	6	6	2	10	0	0	0	0	31
00	Webster, Tai	g	1-7	0-2	1-1	0	0	0	4	3	0	1	0	1	18
31	Shields, Shavon	g	4-12	0-4	3-6	3	1	4	5	11	3	0	1	1	28
01	Biggs, Deverell		5-8	1-2	0-0	1	1	2	1	11	1	0	0	0	17
03	Parker, Benny		1-4	0-0	0-0	0	1	1	3	2	2	0	0	3	18
15	Gallegos, Ray		3-6	3-5	0-0	0	1	1	1	9	1	0	0	1	24
21	Smith, Leslee		1-1	0-0	3-4	1	0	1	4	5	0	1	0	0	11
Team						4	2	6							
Totals			28-65	6-20	12-18	11	17	28	24	74	7	6	1	9	200
FG 1st Half: 14-34		41.2%	2nd half: 14-31	45.2%	Game: 28-65	43.1%									Deadball Rebounds 5
3FG 1st Half: 5-10		50.0%	2nd half: 1-10	10.0%	Game: 6-20	30.0%									
FT 1st Half: 1-4		25.0%	2nd half: 11-14	78.6%	Game: 12-18	66.7%									

UAB 87 • 4-1

#	Player	Total			3-Ptr		Rebounds			PF	TP	A	TO	Bk	Stl	Min
		FG-FGA	FG-FGA	FT-FTA	Off	Def	Tot									
25	WASHINGTON, CJ	f	1-2	0-1	0-0	0	2	2	3	2	0	0	0	0	15	
42	RUCKER, Rod	f	4-12	0-1	5-6	3	7	10	2	13	0	2	0	0	32	
44	SWING, Jordan	f	4-7	1-3	2-5	0	3	3	2	11	5	3	1	0	33	
13	ALIHODZIC, Fahren	c	7-11	0-0	2-2	3	3	6	1	16	3	3	1	0	33	
13	FRAZIER, Chad	g	8-13	4-6	12-15	1	4	5	1	32	7	1	2	1	39	
01	WATTS, Denzell		0-0	0-0	0-0	0	1	1	0	0	0	1	0	0	9	
05	WILLIAMS, Robert		4-6	0-2	3-5	4	3	7	1	11	0	1	1	1	30	
21	MEHINTI, Tosin		1-3	0-0	0-0	1	0	1	2	2	1	1	1	0	7	
24	PURIFOY, Preston		0-0	0-0	0-0	0	0	0	0	0	0	0	0	0	2	
Team						2	4	6								
Totals			29-54	5-13	24-33	14	27	41	12	87	16	12	6	2	200	
FG 1st Half: 10-31			32.3%	2nd half: 19-23		82.6%	Game: 29-54			53.7%						Deadball Rebounds 3
3FG 1st Half: 2-8			25.0%	2nd half: 3-5		60.0%	Game: 5-13			38.5%						
FT 1st Half: 9-12			75.0%	2nd half: 15-21		71.4%	Game: 24-33			72.7%						

Officials: Gerry Pollard, Kelly Self, John Gaffney
Technical fouls: Nebraska-None. UAB-None.
Attendance:
Charleston Classic Presented by Gildan - Game 5

Score by periods	1st	2nd	Total
Nebraska	34	40	74
LIAR	31	56	87

Last FG - NEB 2nd-00:43, UAB 2nd-00:16.
Largest lead - NEB by 7 1st-04:05, UAB by 14 2nd-00:48.

	In	Off	2nd	Fast	
Points	Paint	T/O	Chance	Break	Bench
NEB	32	13	16	4	27
UAB	24	5	12	4	12

Score tied - 6 times.
Lead changed - 8 times

Official Basketball Box Score -- Game Totals -- Final Statistics
Nebraska vs Georgia
11/24/13 2:30 PM at TD Arena - Charleston, S.C.

Nebraska 73 • 4-2

#	Player		Total		3-Ptr		Rebounds											
			FG-GA	FG-GA	FG-GA	FG-GA	Off	Def	Tot	PF	TP	A	TO	Bk	Stl	Min		
02	Rivers, David	f	0-0	0-0	0-0	0	0	0	3	0	0	0	0	1	0	13		
05	Petteway, Terran	f	3-10	0-2	9-10	2	5	7	2	15	1	2	0	0	0	37		
35	Pittford, Walter	c	5-8	1-3	1-2	2	1	3	3	12	0	0	1	2	24			
31	Parker, Benny	g	0-1	0-0	0-0	0	1	1	2	0	1	0	0	1	9			
03	Shields, Shavon	g	2-8	0-0	4-4	1	5	6	3	8	2	0	3	0	35			
00	Webster, Tai		3-6	1-2	7-9	0	0	0	3	14	3	0	0	1	23			
01	Biggs, Deverell		2-5	0-0	1-2	0	0	0	2	5	0	0	2	1	17			
15	Gallegos, Ray		4-7	3-5	0-0	0	1	1	3	11	0	1	0	0	17			
21	Smith, Leslie		4-7	0-0	0-0	4	7	11	4	8	1	2	2	0	25			
Team																		
Totals			23-52	5-12	22-27	11	25	36	25	73	10	7	7	6	200			
FG % 1st Half: 12-27			44.4%	2nd half: 11-25		44.0%	Game: 23-52			44.2%								Deadball Rebounds 2
3FG % 1st Half: 2-7			28.6%	2nd half: 3-5		60.0%	Game: 5-12			41.7%								
FT % 1st Half: 8-10			80.0%	2nd half: 14-17		82.4%	Game: 22-27			81.5%								

Georgia 65 • 1-4

#	Player		Total		3-Ptr	Rebounds				PF	TP	A	TO	Bk	Stl	Min
			FG-FGA	FG-FG%		FT-FTA	Off	Def	Tot							
11	Forte, Cameron	f	0-1	0-0	1-3	0	2	2	1	1	1	0	1	0	0	14
15	Williams, Donte	f	2-4	0-0	1-2	3	9	12	2	5	1	0	0	0	0	24
02	Thornton, Marcus	f	5-11	1-2	2-7	3	2	5	2	13	0	1	2	0	0	33
12	Mann, Charles	g	6-13	0-2	4-8	1	3	4	2	16	5	2	0	2	0	31
04	Gaines, Kenny	g	3-9	1-5	0-0	1	0	1	3	7	0	1	1	0	0	26
03	Parker, Juwan		0-3	0-2	2-2	0	1	1	1	2	0	1	0	0	0	14
05	Dixon, Tim		0-1	0-0	0-0	0	1	1	0	0	0	0	0	0	0	3
10	Echols, Taylor		0-0	0-0	0-0	0	0	0	0	0	0	0	0	0	0	1
14	Young, Brandon		0-0	0-0	0-0	0	0	0	0	0	0	0	0	0	0	3
30	Frazier, J.J.		0-0	0-0	0-0	0	0	0	2	0	0	0	0	0	0	2
31	Morris, Brandon		4-6	0-0	6-8	4	0	4	3	14	1	1	0	0	0	25
42	Djurisic, Nemanja		3-6	1-2	0-0	0	2	2	7	7	0	0	1	0	0	24
	Team						2	1	3							
	Totals		23-54	3-13	16-30	14	21	35	18	65	7	7	4	2	0	200

FG % 1st Half:	10-24	41.7%	2nd half:	13-30	43.3%	Game:	23-54	42.6%	Deadball Rebounds 6
3FG % 1st Half:	1-5	20.0%	2nd half:	2-8	25.0%	Game:	3-13	23.1%	
FT % 1st Half:	10-15	66.7%	2nd half:	6-15	40.0%	Game:	16-30	53.3%	

Officials: Antinio Petty, John Gaffney, Tim Cloucherty
 Technical fouls: Nebraska-None. Georgia-None.
 Attendance: 1137
 Charleston Classic Presented by Gildan - Seventh-Place Game

Score by periods	1st	2nd	Total
Nebraska	34	39	73
Georgia	31	34	65

Last FG - NEB 2nd-00:44, UGA 2nd-00:05.
Largest lead - NEB by 12 2nd-00:32, UGA by 6 1st-13:43.

Points	1st Paint	2nd T/O	3rd Chance	4th Break	5th Bench
NEB	24	8	12	8	38
UGA	22	8	15	2	22

Score tied - 7 times.
Lead changed - 5 times.

Official Basketball Box Score -- Game Totals -- Final Statistics
Northern Illinois vs Nebraska
11/30/13 12:05 p.m. at Pinnacle Bank Arena (Lincoln, Neb.)

Northern Illinois 58 • 2-4

#	Player		Total		3-Ptr		Rebounds										
			FG-FGA	FG-FGA	FT-FTA	Off	Def	Tot	PF	TP	A	TO	Blk	Stl	Min		
##	BOWIE, Darrell	f	1-6	0-0	0-3	4	3	7	2	2	1	1	1	0	27		
00	RAKOCEVIC, Pete	c	2-3	0-0	1-2	2	2	4	2	5	0	3	1	0	17		
02	ARMSTEAD, Aaron	g	1-5	0-4	1-2	0	2	2	4	3	0	1	0	0	16		
04	HIGHSMITH, Dontel	g	5-8	2-3	1-3	1	3	4	3	13	0	1	1	2	26		
05	BAKER, Travon	g	1-9	0-3	2-2	0	3	3	3	4	3	2	0	3	29		
03	CHRISTIAN, Antone		2-3	1-2	0-0	0	0	0	0	5	0	0	0	0	6		
11	BALLS, Daveon		0-3	0-2	4-4	0	2	2	2	4	1	2	0	2	16		
13	CRAVATTA, J.J.		0-0	0-0	0-0	0	1	1	0	1	0	0	0	0	5		
25	ARMSTEAD, Aaric		0-2	0-0	0-0	0	1	1	2	0	0	2	0	1	16		
30	BOLIN, Aksel		0-0	0-0	4-4	0	4	4	1	4	0	1	0	1	17		
34	MARIC, Marin		0-0	0-0	0-0	0	0	0	1	0	0	0	0	0	3		
42	THRELOFF, Jordan		6-10	0-0	6-8	3	3	6	4	18	1	2	0	0	22		
	Team					2	2	4				1					
	Totals		18-49	3-14	19-28	12	26	38	25	58	7	16	3	9	200		
FG % 1st Half: 11-24 45.8%			2nd half: 7-25 28.0%		Game: 18-49 36.7%		Deadball										
3FG % 1st Half: 2-6 33.3%			2nd half: 1-8 12.5%		Game: 3-14 21.4%		Rebounds										
FT % 1st Half: 4-8 50.0%			2nd half: 15-20 75.0%		Game: 19-28 67.9%												

Nebraska 63 • 5-2

#	Player		Total	3-Ptr	Rebounds										
			FG-GA	FG-GA	FT-FTA	Off	Def	Tot	PF	TP	A	TO	Bk	Stl	Min
02	Rivers, David	f	0-0	0-0	1-2	0	1	1	3	1	1	2	1	0	15
31	Shields, Shavon	f	1-2	0-1	5-7	0	4	4	5	7	2	2	0	2	17
35	Pitchford, Walter	c	3-11	0-3	0-0	3	5	8	3	6	0	0	3	1	28
03	Parker, Benny	g	1-2	0-0	0-0	0	1	1	0	2	1	1	0	0	10
05	Petteway, Terran	g	3-11	1-4	5-6	2	3	5	1	12	1	3	1	1	36
00	Webster, Tai		2-4	0-0	0-6	1	3	4	2	4	3	1	0	0	28
01	Biggs, Deverell		5-9	2-3	6-8	2	2	4	3	18	1	3	0	2	20
15	Gallegos, Ray		0-5	0-4	0-0	1	0	1	0	0	1	0	1	26	
21	Smith, Leslie		5-6	0-0	3-4	2	7	9	4	13	1	3	1	3	20
Team						1	0	1							
Totals			20-50	3-15	20-33	12	26	38	22	63	10	16	6	10	200
FG % 1st Half: 13-30			43.3%	2nd half: 7-20	35.0%	Game: 20-50			40.0%	Deadball Rebounds					
3FG % 1st Half: 2-11			18.2%	2nd half: 1-4	25.0%	Game: 3-15			20.0%						
FT % 1st Half: 7-10			70.0%	2nd half: 13-23	56.5%	Game: 20-33			60.6%						
										5					

Officials: Chris Beaver, Frank Spencer, Kelly Pfeifer
Technical fouls: Northern Illinois-None. Nebraska-None.
Attendance: 15332
Actual Attendance: 11358
Foul on 04 for NIU at 9:09 in the 1st was a flagrant 1

Score by periods	1st	2nd	Total
Northern Illinois	28	30	58
Nebraska	35	28	63

Last FG - NIU 2nd-00:09, NEB 2nd-00:47.
Largest lead - NIU by 6 1st-16:00, NEB by 13 2nd-13:21.

	In Paint	Off T/O	2nd Chance	Fast Break	Bench
Points					
NIU	24	12	15	0	31
NEB	22	15	12	6	25

Score tied - 2 times.
Lead changed - 3 times