



WOFFORD BASKETBALL



2010
2011
2014
2015



@WoffordTerriers

2016-17 SCHEDULE

Record: 2-5

Home: 2-0 • Away: 0-2 • Neutral: 0-3

Day	Date	Opponent	Result/Time
Saturday	Nov. 12	at LSU	L 91-69
Tuesday	Nov. 15	ALLEN [^]	W 117-77
Monday	Nov. 21	vs. Vermont [^]	L 60-59
Tuesday	Nov. 22	vs. Bradley [^]	L 70-62
Wednesday	Nov. 23	vs. Kent State [^]	L 66-59
Sunday	Nov. 27	at Colorado	L 75-60
Tuesday	Nov. 29	MARS HILL	W 79-76
Saturday	Dec. 3	vs. Miami (American Airlines Arena)	
Tuesday	Dec. 6	UVA WISE	
Saturday	Dec. 10	at TCU	
Thursday	Dec. 15	AUSTIN PEAY	
Monday	Dec. 19	at Coastal Carolina	
Thursday	Dec. 22	at Georgia Tech	
Saturday	Dec. 31	MERCER*	
Monday	Jan. 2	THE CITADEL*	
Thursday	Jan. 5	at Chattanooga*	
Saturday	Jan. 7	at Samford*	
Saturday	Jan. 14	FURMAN*	
Thursday	Jan. 19	VMI*	
Sunday	Jan. 22	at East Tennessee State*	
Wednesday	Jan. 25	UNCG*	
Saturday	Jan. 28	at Western Carolina*	
Thursday	Feb. 2	at The Citadel*	
Saturday	Feb. 4	at Mercer*	
Monday	Feb. 6	EAST TENNESSEE STATE*	
Thursday	Feb. 9	SAMFORD*	
Saturday	Feb. 11	CHATTANOOGA*	
Wednesday	Feb. 15	at UNCG*	
Saturday	Feb. 18	WESTERN CAROLINA*	
Wednesday	Feb. 22	at VMI*	
Saturday	Feb. 25	at Furman*	
March 3-6		at Southern Conference Tournament, Asheville, N.C.	

* indicates Southern Conference games

All Times Eastern (ET)

Home games in **Bold and CAPS**

National rankings in parentheses (AP/Coaches)

SoCon Tournament in Asheville, N.C. (U.S. Cellular Center)

[^] Gulf Coast Showcase

GAME #8 • WOFFORD VS. MIAMI



VS



2-5

5-2

SATURDAY, DECEMBER 3, 2016 • 5:30 P.M.
AMERICAN AIRLINES ARENA • MIAMI, FLA.

TOP STORYLINES

LONG TIME, NO SEE

• This afternoon's matchup with Miami is just the second meeting between the two teams. In the one meeting on December 10, 2005, Wofford fell 71-40 at Miami.

• In just seven games this season, two of those games were first time matchups. Wofford opened the season against LSU, the first meeting between the two teams, and played Vermont for the first time on Nov. 21, 2016.

DOUBLE-DOUBLES

• In the Terriers' last outing, Eric Garcia and Ryan Sawvell both recorded double-doubles. It was the first career double-double for both of them. Garcia finished with 12 points and 10 assists against Mars Hill. The 12 points were a season-high for Garcia and the 10 assists was a season high as well, just one shy of his career record. Sawvell's double-double came thanks to a career night as the redshirt-senior finished with 24 points and 11 rebounds. Both the 24 points and 11 rebounds were career highs for the forward.

NO UPSETS HERE

• Since joining the NCAA Div. I ranks for the 1995-96 season, Wofford is a perfect 54-0 when facing a non-NCAA Div. I affiliated school ... The Terriers kept their perfect streak alive with a win this season defeating Allen 117-77 (Nov. 15) and Mars Hill (Nov. 29), both at Benjamin Johnson Arena ... Allen is an NAIA Division II affiliate and Mars Hill is Division 2... The majority of Wofford's non-Division I wins have come against Div. II or Div. III NCAA schools, where Wofford holds a 36-0 record.

CATCHING UP...

• Wofford head coach Mike Young currently has 234 career wins at Wofford. With just two more wins, Young will pass Wofford Athletic Director and former head coach Richard Young for second place in wins in program history. Gene Alexander has the most all-time with 283 wins. Young also currently sits in fourth place in wins by a coach in the Southern Conference with 234 wins. He is nine wins from tying Mack McCarthy (Chattanooga) and Burton Shipley (Maryland) who are tied for the second most wins.

MEDIA COVERAGE

TV/Stream.....ESPN3

Talent.....

Radio.....N/A

Talent.....N/A

THE SERIES AT A GLANCE

Series Record.....1-0 Miami

First Meeting.....Dec. 10, 2005

Result.....L, 71-40

Last Meeting.....Dec. 10, 2005

Result.....L, 71-40

Winning Streak.....Miami W1

PROJECTED STARTERS



3 FLETCHER MAGEE


So. • G • 6-4 • 194

GP: 7 • GS: 7

PTS: 14.6 • REB: 2.7

AST: 2.86 • STL: 0.14

BLK: 1.7 • MIN: 30.4



5 ERIC GARCIA

Sr. • G • 6-0 • 185

GP: 7 • GS: 7

PTS: 10.0 • REB: 2.7

AST: 4.7 • STL: .57

BLK: 0.0 • MIN: 29.4



20 JAYLEN ALLEN

Sr. • G • 6-3 • 185

GP: 7 • GS: 7

PTS: 5.7 • REB: 1.7

AST: 0.71 • STL: 0.86

BLK: 0.14 • MIN: 17.3



33 CAMERON JACKSON

So. • F • 6-8 • 235

GP: 7 • GS: 5

PTS: 9.3 • REB: 4.9

AST: 1.4 • STL: 0.72

BLK: 0.29 • MIN: 18.3



35 RYAN SAWVELL

Sr. • F • 6-8 • 215

GP: 7 • GS: 7

PTS: 10.0 • REB: 5.3

AST: 1.1 • STL: 0.14

BLK: 0.0 • MIN: 21.9

SoCon CHAMPIONS 2009-10, 2010-11, 2014-15
SoCon TOURNAMENT CHAMPIONS 2010, 2011, 2014, 2015



NCAA TOURNAMENT 2010, 2011, 2014, 2015
WOFFORD MEN'S BASKETBALL • WOFFORDTERRIERS.COM

WOFFORD'S ROSTER INFORMATION

NUMERICAL ROSTER

#	NAME	Pos	HT	WT	YR	HOMETOWN/PREVIOUS SCHOOL
0	Dishon Lowery	F	6-6	240	Fr	Peachtree City, Ga./ McIntosh
1	Derrick Brooks	G	6-4	195	Jr	Hinesville, Ga. / Bartow High School (Fla.)
2	Michael Manning Jr.	F/C	6-8	195	Fr	Memphis, Tenn. / Lausanne Collegiate School
3	Fletcher Magee	G	6-4	194	So	Orlando, Fla. / The First Academy
4	Donovan Theme-Love	G	6-1	185	Fr	Prvidence, R.I. / New Hampton School (N.H.)
5	Eric Garcia	G	6-0	185	Sr	Aurora, Colo. / Grandview High School
10	Nathan Hoover	G	6-4	180	Fr	Memphis, Tenn./ Arlington High School
11	Bobby Perez	G	5-11	165	Jr	Atlanta, Ga. / Marist High School
15	Trevor Stumpe	G	6-5	197	So	Plainfield Ill. / Plainfield North High School
20	Jaylen Allen	G	6-3	185	Sr	Johnson City, Tenn. / Christ School (N.C.)
23	Justin Tucker	F	6-7	218	Fr	Orlando, Fla / Dr. Phillips High School
24	Kevon Tucker	G	6-4	200	Fr	Dacula, Ga. / Dacula High School
33	Cameron Jackson	F	6-8	235	So	Winchester, Va. / John Handley High School
35	Ryan Sawvell	F	6-8	215	R-Sr	Mundelein, Ill. / Evansville / Mundelein High School
40	Eric Wagenlander	G	6-2	180	Sr	Mt. Pleasant, S.C. / Wando High School
50	Matthew Pegram	C	6-11	240	So	Mt. Pleasant, S.C. / Wando High School

Head Coach: Mike Young (15th season, Emory & Henry '86)
Associate Head Coach: Dustin Kerns (Seventh Season, Clemson '02)
Assistant Coach: Tim Johnson (Fourth Season, Wofford '11)
Assistant Coach: Kevin Giltner (Fourth Season, Wofford '12)
Director of Operations: Drew Gibson (Third Season, Wofford '08)

ALPHABETICAL ROSTER

NAME	#	Pos	YR
Allen, Jaylen	20	G	Sr
Brooks, Derrick	1	G	Jr
Garcia, Eric	5	G	Sr
Hoover, Nathan	10	G	Fr
Jackson, Cameron	33	F	So
Lowery, Dishon	0	F	Fr
Magee, Fletcher	3	G	So
Manning Jr., Michael	2	F/C	Fr
Pegram, Matthew	50	C	Fr
Perez, Bobby	11	G	So
Sawvell, Ryan	35	F	R-Jr
Stumpe, Trevor	15	G	Fr
Theme-Love, Donovan	4	G	Fr
Tucker, Justin	23	F	Fr
Tucker, Kevon	24	G	Fr
Wagenlander, Eric	40	G	Jr

ROSTER BY POSITION

POSITION	NAME
Guards (9).....	Jaylen Allen
.....	Derrick Brooks
.....	Eric Garcia
.....	Ryan Sawvell
.....	Fletcher Magee
.....	Eric Wagenlander
.....	Bobby Perez
Juniors (2).....	Derrick Brooks
.....	Bobby Perez
.....	Donovan Theme-Love
.....	Kevon Tucker
.....	Eric Wagenlander
Forwards (3).....	Cameron Jackson
.....	Dishon Lowery
.....	Ryan Sawvell
Centers (2).....	Michael Manning Jr.
.....	Matthew Pegram

ROSTER BY CLASS

CLASS	NAME
Seniors (4).....	Jaylen Allen
.....	Eric Garcia
.....	Ryan Sawvell
.....	Eric Wagenlander
Juniors (2).....	Derrick Brooks
.....	Bobby Perez
Sophomores (4).....	Cameron Jackson
.....	Fletcher Magee
.....	Matthew Pegram
.....	Trevor Stumpe
Freshmen (6).....	Nathan Hoover
.....	Dishon Lowery
.....	Michael Manning Jr.
.....	Donovan Theme-Love
.....	Justin Tucker
.....	Kevon Tucker

TERRIERS BY STATE

Georgia	4
Tennessee.....	3
South Carolina.....	2
Florida.....	2
Illinois	2
Colorado.....	1
Rhode Island.....	1
Virginia.....	1

PRONUNCIATION GUIDE

0. Dishon Lowery (Dee-Shawn)	35. Ryan Sawvell (Saw-Vell)
15. Trevor Stumpe (Stump)	40. Eric Wagenlander (Wag-en-Lan-der)
20. Jaylen (Jay-lynn) Allen	50. Matthew Pegram (Peg-rum)
24. Kevon Tucker (Kuh-von)	





THE MATCHUP



STATISTICAL COMPARISON (2016-17 STATS)

LAST TIME OUT

2-5.....	Record.....	5-2
Value		Value
72.1	Scoring Offense.....	73.1
73.6	Scoring Defense	59.0
-1.4.....	Scoring Margin.....	+14.1
45.4%.....	Field Goal Percentage.....	45.7%
45.4%.....	Field Goal Percentage Defense	37.2%
42.9%.....	3-Point Field Goal Percentage.....	30.6%
31.4%.....	3-Point Field Goal Defense.....	29.4%
74.4%.....	Free Throw Percentage.....	75.4%
32.7	Rebounds Per Game.....	40.4
-1.9.....	Rebound Margin.....	+7.0
2.0	Blocks Per Game.....	4.4
5.1	Steals Per Game.....	7.9
15.9.....	Assists Per Game.....	9.9
14.0	Turnovers Per Game	14.0
-3.7.....	Turnover Margin	+0.1
1.1	Assist/Turnover Ratio	0.7

Nov. 29, 2016

Result Wofford 79- Mars Hill 76
 Date Nov. 29, 2016
 Location Spartanburg, S.C.
 Venue Benjamin Johnson Arena

Leading Scorer Ryan Sawvell - 24 points
 Leading Rebounder Ryan Sawvell - 11 rebounds

Wofford Led For:18:18
 Mars Hill Led For:15:33
 Game Was Tied For:6:02

Tie Scores:10
 Lead Changes:10
 Halftime Score Mars Hill 41 - Wofford 38

COACHING COMPARISON

Mike Young	Head Coach	Jim Larranaga
Emory & Henry '86	Alma Mater	Providence '71
15th Season (28th Overall)	Years at Current School.....	Sixth Season
234-214 (.522)	Record at Current School.....	119-57 (.676)
136-109 (.555 - SoCon).....	Conference Record at Current School.....	54-34 ACC (.613)
233-213 (.522)	Career NCAA Coaching Record.....	593-391 (.602)
15th Season	Years as Head Coach	33rd Season
3 (SoCon, Last in 2015)	Regular Season Championships	
4 (SoCon, Last in 2015)	Tournament Championships.....	7 (Last in 2013)
4 (Last in 2015)	NCAA Tournament Appearances.....	16 (Last in 2016)

SERIES HISTORY

All-Time Series Record	1-0 Miami
All-Time Record Between Coaches.....	0-0
All-Time Series Record at Miami	1-0 Miami
First Series Meeting	Dec.10, 2005
Result	L, 71-40
Last Meeting	Dec. 10, 2005
Result	L, 71-40
Current Winning Streak	Miami W1
Wofford's Longest Winning Streak.....	N/A
Miami's Longest Winning Streak.....	1 game
Wofford's Largest Victory.....	N/A
Miami's Largest Victory.....	31 points (Dec. 10, 2005)

UP NEXT...

WOFFORD VS. UVA WISE

Date: Tuesday, Dec. 6
Time: 7:00 PM
Site: Spartanburg, S.C.
Venue: Benjamin Johnson Arena
TV: YouTube
Radio: Wofford IMG Sports Network



vs.



SoCon CHAMPIONS 2009-10, 2010-11, 2014-15
 SoCon TOURNAMENT CHAMPIONS 2010, 2011, 2014, 2015



NCAA TOURNAMENT 2010, 2011, 2014, 2015
 WOFFORD MEN'S BASKETBALL • WOFFORDTERRIERS.COM

LAST TIME OUT

Wofford 79, Mars Hill 76

SPARTANBURG, S.C. – The Wofford men's basketball team prevailed against Mars Hill on Tuesday night in the Benjamin Johnson Arena, winning 79-76. Senior Ryan Sawvell recorded a career high in both points and rebounds to lead all players in both categories with 24 and 11, respectively. The double-double performance was the first of Sawvell's Wofford career. With the win, Wofford improves to 2-5 on the season and Mars Hill falls to 2-5 with the loss.

Eric Garcia joined Sawvell in double figures as the senior point guard scored 12 points. Garcia set a season high with 10 assists, one shy of his career record, but good enough for a double-double, the first of his career. Fletcher Magee finished in double figures for the seventh consecutive game as the sophomore tallied 11 points in 30 minutes of action. Cameron Jackson finished with eight points, five rebounds, two assists and two steals.

The Terriers jumped out to a quick 8-0 lead as Eric Garcia and Fletcher Magee each knocked down a three-pointer and Ryan Sawvell added a layup. The Terriers maintained the lead or the teams were tied until Mars Hill took a 28-26 lead off a fast break dunk with 7 minutes to go in the first half. The Terriers tied it up again twice in the remaining minutes of the half but Mars Hill held on to the lead. Wofford trailed at half for the third consecutive game as the Lions took a 41-38 lead into the locker room.

Out of the half, Mars Hill added on to its lead with a jumper from Vernon Jackson. The Lions kept the lead until Cameron Jackson tied it up at 49-49 with 15:29 to play. Wofford led by seven with 3:39 to go in the game, but the Lions wouldn't go away. Mars Hill clawed back and cut the lead to one with 1:01 to go in the game. With 16 seconds to go, Mars Hill had a chance to take the lead but Sawvell took a crucial charge to give the ball back to Wofford. The Lions fouled Jackson on the inbound pass but the sophomore made two critical free throws to extend the lead to three. The Lions had two shot attempts until 10 seconds but neither fell and Wofford prevailed.

Mars Hill shot 58.5% from the field and Wofford shot 51.9% from the field. The game was tied 10 times, but for just the second time all season Wofford outscored the opponent in the second half to hold on. The teams were almost identical statistically as both teams had 32 points in the paint and both had 10 points off turnovers. Wofford had a slight 7-4 advantage on the fast break and a small 25-23 edge on points off the bench but one major difference was on second chance points where Wofford led 16-6.

Next up, Wofford takes on the University of Miami on Saturday, Dec. 3 in the HoopHall Miami Invitational. The game, scheduled for tipoff at 5:30 p.m., will be held at the AmericanAirlines Arena.



Official Basketball Box Score -- Game Totals -- Final Statistics
MHUM vs Wofford
 11/29/16 7:00 pm at Benjamin Johnson Arena



MHUM 76 • 2-5

#	Player	Total		3-Ptr	Rebounds			PF	TP	A	TO	Blk	Stl	Min
		FG-FGA	FG-FGA	FT-FTA	Off	Def	Tot							
03	Bennett Wilson	* 4-8	1-4	3-3	0	1	1	2	12	4	3	0	1	28
12	Luke Van-Rijn	* 2-4	1-1	0-0	1	3	4	0	5	1	1	0	0	20
23	Vernon Jackson	* 8-12	3-5	1-2	2	2	4	2	20	1	3	0	0	33
35	Brandon Watkins	* 6-13	0-2	2-2	2	3	5	5	14	1	1	0	2	25
55	Valentin Bauer	* 1-2	0-1	0-0	0	2	2	2	6	4	0	0	0	37
02	Collin Hartman	0-0	0-0	0-0	1	2	3	1	0	1	0	0	0	8
04	Justin Hartfield	2-2	0-0	0-0	0	4	4	1	4	0	1	0	0	11
10	Dotson Griffin	2-3	0-0	0-0	0	1	1	3	4	0	1	0	0	7
11	Makyle Wilkerson	2-4	0-0	0-0	1	0	1	2	4	2	0	0	1	8
13	Indiana Rotondo	0-0	0-0	0-0	0	0	0	0	0	0	0	0	1	6
14	Tavion Trimble	0-0	0-0	0-0	0	0	0	1	0	1	0	1	1	3
15	Charles Moore	2-2	1-1	2-2	0	0	0	0	7	0	1	0	1	8
20	Grant Clarke	2-3	0-0	0-0	0	0	0	0	4	0	0	0	0	4
24	Cody Hylton	0-0	0-0	0-0	0	0	0	0	0	0	0	0	0	0+
44	Manny Polston	0-0	0-0	0-0	0	0	0	0	0	0	0	0	0	2
Team					2	0	2							
Totals		31-53	6-14	8-9	7	20	27	19	76	16	16	1	7	200

FG % 1st Half: 17-30 56.7% 2nd half: 14-23 60.9% Game: 31-53 58.5% Deadball Rebounds 1
 3FG % 1st Half: 4-8 50.0% 2nd half: 2-6 33.3% Game: 6-14 42.9%
 FT % 1st Half: 3-4 75.0% 2nd half: 5-5 100.0% Game: 8-9 88.9%

Wofford 79 • 2-5

#	Player	Total		3-Ptr	Rebounds			PF	TP	A	TO	Blk	Stl	Min
		FG-FGA	FG-FGA	FT-FTA	Off	Def	Tot							
03	Fletcher Magee	* 4-8	3-6	0-1	0	0	0	1	11	2	2	0	0	30
05	Eric Garcia	* 2-4	2-4	6-6	0	0	0	2	12	10	1	0	0	28
20	Jaylen Allen	* 3-6	1-3	0-0	0	1	1	0	7	0	1	0	2	22
35	Ryan Sawvell	* 9-13	2-3	4-7	3	8	11	0	24	1	0	0	0	33
50	Matthew Pegram	* 0-1	0-0	0-0	1	1	2	3	0	1	1	0	0	12
00	Dishon Lowery	0-2	0-0	0-0	1	0	1	1	0	1	0	0	1	7
01	Derrick Brooks	1-1	1-1	0-0	0	1	1	0	3	1	3	0	1	11
04	Donovan Theme-Love	2-2	0-0	0-0	0	1	1	1	4	1	0	0	2	12
10	Nathan Hoover	3-9	1-5	0-0	2	0	2	0	7	0	0	0	0	17
23	Justin Tucker	0-1	0-0	3-6	0	0	0	1	3	0	2	0	0	10
33	Cameron Jackson	3-5	0-0	2-3	2	3	5	3	8	2	3	0	2	18
Team					2	0	2							
Totals		27-52	10-22	15-23	11	15	26	12	79	19	13	0	8	200

FG % 1st Half: 13-24 54.2% 2nd half: 14-28 50.0% Game: 27-52 51.9% Deadball Rebounds 2
 3FG % 1st Half: 6-10 60.0% 2nd half: 4-12 33.3% Game: 10-22 45.5%
 FT % 1st Half: 6-10 60.0% 2nd half: 9-13 69.2% Game: 15-23 65.2%

Officials: Jemel Spearman, Brad Stodgill, Alex Langley
 Technical fouls: MHUM-None. Wofford-None.
 Attendance: 870

Score by periods	1st	2nd	Total
MHUM	41	35	76
Wofford	38	41	79

Points	In Paint	Off T/O	2nd Chance	Fast Break	Bench
MHUM	32	10	6	4	23
WOF	32	20	16	7	25

Last FG - MHUM 2nd-01:01, WOF 2nd-03:39.
 Largest lead - MHUM by 5 1st-02:54, WOF by 8 1st-18:16.
 MHUM led for 15:33. WOF led for 18:18. Game was tied for 06:02.

Score tied - 10 times.
 Lead changed - 10 times.



SoCon Champions 2009-10, 2010-11, 2014-15
 SoCon Tournament Champions 2010, 2011, 2014, 2015



NCAA Tournament 2010, 2011, 2014, 2015
 WOFFORD MEN'S BASKETBALL • WOFFORDTERRIERS.COM

QUICK FACTS

GENERAL INFORMATION

Institution Wofford College
 Location Spartanburg, S.C.
 Founded 1854
 Enrollment 1,650
 Nickname Terriers
 Colors Old Gold & Black
 Conference Southern (SoCon)
 Home Arena Benjamin Johnson Arena
 Capacity 3,500
 Opened Jan. 22, 1981
 Record in Facility 323-129 (.714)
 All-Time Program Record (*Known Results*) ... 1,209-1,154 (.512)
 SoCon Tournament Championships 2010, '11, '14, '15
 NCAA Tournament Appearances 2010, '11, '14, '15

CAMPUS ADMINISTRATION

President Dr. Nayef H. Samhat
 Faculty Athletic Rep. Dr. Jameca Hill
 Athletic Director Richard Johnson
 Athletic Dept. Phone (864) 597-4090
 Mailing Address 429 N. Church Street,
 Spartanburg, S.C. 29303
 College Website www.wofford.edu

ATHLETIC ADMINISTRATION

Athletic Director Richard Johnson
 Sr. Associate AD/Development Terri Lewitt
 Sr. Associate AD/Sports Programs Mark Line
 Associate AD/Compliance/SWA Elizabeth Rabb
 Associate AD/Marketing Lenny Mathis
 Associate AD/Media Relations Brent Williamson
 Director of Facilities Andy Kiah
 Director of Video Services Garrett Hall
 Assistant Media Relations Director Hannah Bradley
 Ticket Manager Shelby Taylor
 Wofford IMG Sports Properties Lia Carter
 Internal Operations Assistant Ryan Price
 Marketing & Promotions Coordinator Amber Flowers
 Media Relations Intern John Moyer

COACHING STAFF

Head Coach Mike Young (15th Season)
 Alma Mater Emory & Henry, '86
 Wofford Record 232-209 (.526)
 Overall Record Same
 SoCon Record 136-109 (.555)
 Associate Head Coach Dustin Kerns (Seventh Season)
 Alma Mater Clemson, '02
 Assistant Coach Tim Johnson (Fourth Season)
 Alma Mater Wofford '11
 Assistant Coach Kevin Giltner (Fourth Season)
 Alma Mater Wofford '12
 Director of Operations Drew Gibson (Third Season)
 Alma Mater Wofford '08
 Basketball Office Phone 864-597-4117
 Basketball Office Fax 864-597-4112

MEDIA RELATIONS

Asst. Director / MBB Contact Hannah Bradley
 Office Phone 864-597-4092
 Email BradleyMH@wofford.edu
 Associate AD for Media Relations Brent Williamson
 Email WilliamsonDB@wofford.edu
 Media Relations Intern Joseph Garwood
 Email GarwoodJA@wofford.edu
 Press Row Phone 864-597-4487
 Website WoffordTerriers.com

2016-17 WOFFORD MEN'S BASKETBALL NOTES

YOUNG CLIMBING SoCon WINS LIST

• **Mike Young** enters the 2016-17 season fourth in Southern Conference history in coaching victories ... Now in his 15th season at the helm, Young is 234-192 (.531), including 136-109 (.555) in SoCon play ... He is just the third coach in program history to win 200 games behind current Director of Athletics **Richard Johnson** (236-230) and all-time wins leader **Gene Alexander** (283-265) ... Young became the first head coach in Wofford's Division I era (1995-96) to win 200 games when the Terriers defeated Chattanooga, 68-64, on January 5, 2015. In the 2015-16 season alone, Young jumped four spots in the rankings.

RK.	COACH	SCHOOL	YEARS	WINS
1.	Bob McKillop	Davidson	1992-2014	447
T2.	Mack McCarthy	Chattanooga	1985-97	243
T2.	Burton Shipley	Maryland	1923-47	243
4.	Mike Young	Wofford	2002-Present	234
5.	Bill Reinhart	George Washington	1932-42, 49-66	230
T6.	Eddie Cameron	Duke	1928-42	226
T6.	Bobby Cremins	App. St/CofC	1975-81/06-12	226
8.	Lyles Alley	Furman	1945-49, 50-66	223
9.	Les Robinson	The Citadel/ETSU	1974-90	213
10.	Murray Greason	Wake Forest	1935-53	205



WOFFORD PICKED THIRD IN PRESEASON POLL

• At Southern Conference Basketball Media Day, Wofford was selected by both the coaches and media to finish third ... The Chattanooga Mocs have been tabbed as the favorite for the second straight season. Chattanooga received eight first place votes and 80 points. ETSU was slotted second (74 points) and received two first-place votes. Wofford edges Mercer (55) for third place with 57 points. Fletcher Magee, the 2015-16 Freshman of the Year was named to the Preseason All-Southern Conference team. Magee led the nation in free throw percentage at 92.5% and was third in the nation in three point field goal percentage at 47.9%. He led all Southern Conference freshmen in scoring, three point percentage, three pointers made and free throw shooting. Magee started 22 of 33 games played with 443 points scored (13.8 ppg), which was second on the team. He scored in double figures in 21 games.

UNSTOPPABLE AT THE BENJO

• Over the last six seasons, the Terriers are 61-15 (.803) on their home floor of Benjamin Johnson Arena, which is the best home record over that time span among current Southern Conference schools ... Mercer is second at 79-22 (.782), followed by Western Carolina at 58-20 (.744) ... Wofford finished the 2014-15 season 13-1 at the BenJo, setting a new program record for home wins in a season ... The previous record was 12, which happened in both the 1993-94 season (12-2) and 1991-92 season (12-0) ... The 2014-15 season also saw a new total attendance record at the BenJo of 27,030 .. The previous single-season record was 25,679 from 2001-02.

Record at Home (Last Six Years)

2015-16: 11-2	2014-15: 13-1	2013-14: 9-4
2012-13: 9-3	2011-12: 11-2	2010-11: 8-4
TOTAL: 61-15 (.803)		

453 STRAIGHT THREES

• Wofford has made a 3-point field goal in 453 consecutive games ... The Terriers made it 400 straight at home over ETSU (Jan. 24, 2015) ... The Terriers were last shutout Feb. 2, 2002 against VMI (0-4).

IN RARE COMPANY

• Freshman **Fletcher Magee** etched his name in the NCAA record books ... Magee was 92.5 percent (86-93) from the free throw line this season, making him the sixth freshman in NCAA history to average above 90 percent.

HIGHEST FREE THROW PERCENTAGES - NCAA FRESHMEN

1.	Blake Ahearn, Missouri State 2003-04	117-120	97.5%
2.	Jim Barton, Dartmouth 1986-87	65-69	94.2%
3.	Fletcher Magee, Wofford 2015-16	83-90	92.2%
4.	J.J. Redick, Duke 2002-03	102-111	91.9%
T5.	David Kool, Western Michigan 2006-09	99-108	91.7% T5. Tyler Haws, BYU 2009-10
		110-120	91.7%



2016-17 WOFFORD MEN'S BASKETBALL NOTES

MAGEE NAMED FRESHMAN OF THE YEAR 2015-16

• Freshman **Fletcher Magee** was named Southern Conference Freshman of the Year when the league office announced its postseason awards on Tuesday ... Magee leads the country in free throw percentage (92.2%) and is fourth in the country in 3-point field goal percentage (47.5%) ... He led all SoCon freshmen through the regular season in scoring (13.5 ppg), 3-point percentage (47.5%), free throw percentage (92.2%), 3-pointers made (85) and 3-pointers made per game (2.7) ... In Southern Conference games, Magee topped the league in 3-point shooting (51.9%) and free throw shooting (93.2%) ... He also led all freshmen in league games in 3-pointers made per game (3.1) and scoring (15.1 ppg) ... Magee reached double figures 21 times ... Magee, **Ian Chadwick** (1998) and **Karl Cochran** (2012)

JERRY RICHARDSON INDOOR STADIUM

• Wofford College announced in fall of 2014 its plans to build the Jerry Richardson Indoor Stadium to house a new basketball/volleyball arena, locker rooms and other facilities ... The facility will be adjacent to the north end of Gibbs Stadium, where the Terriers play football ... Wofford alumnus and trustee **Jerry Richardson '59** (Owner/Founder of the Carolina Panthers) provided the gift to fund the 92,000-square-foot facility that will include a 3,400-seat basketball arena and a 500-seat volleyball competition venue ... The facility will replace Benjamin Johnson Arena, which will continue to be used as a first-rate facility for intramural and campus recreational activities ... Construction on the new facility begins in the fall of 2015 with the opening date slated for September 2017 ... A groundbreaking ceremony for Jerry Richardson Indoor Stadium was held Tuesday, October 20, 2015 and a Topping Out Ceremony was held in October of 2016.

GOLD ACADEMIC STANDARD

While getting the job done on the court, the Terriers have also been excelling in the classroom ... In the latest NCAA Graduation Success Rate report released in November, Wofford had nine of 14 teams post a score of 100 ... Wofford's men's basketball team posted a perfect 100, and was one of three Southern Conference men's basketball teams to do so (Furman, Samford).

SMALL WORLD

• Wofford is currently the third-smallest school in NCAA Division I with an enrollment of 1,650 students ... The smallest school is Presbyterian College at 1,300 ... Fellow Southern Conference member VMI is the second-smallest at 1,559.

ABOUT WOFFORD

Wofford College, established in 1854, is an independent liberal arts college in Spartanburg, S.C. (average SAT for incoming class, 1237) ... Wofford ranks in the top five nationally in the percentage of undergraduates receiving credit for study abroad ... Home to one of the nation's 276 Phi Beta Kappa chapters, Wofford's historic 170-acre campus is recognized as a national arboretum ... Affiliated with the United Methodist Church, the college is committed to quintessential undergraduate education within the context of values-based inquiry.

#WoCo3D

• The Wofford men's basketball team uses the hashtag #WoCo3D on social media platforms ... "WoCo" stands for "Wofford College" ... "3D" stands for "Discipline, Dedication & Determination," three things that Coach Young and the Wofford staff want to instill in every member of the team.

#CONQUERANDPREVAIL

• Many Wofford affiliated social media accounts use the hashtag #ConquerAndPrevail" ... "Conquer and Prevail" is the sixth line of the Wofford College alma mater and is used by the college's athletic programs as a rallying cry.

WOFFORD'S RECORD WHEN

Overall.....	2-5
SoCon.....	0-0
Home.....	2-0
Away.....	0-2
Neutral Court.....	0-3
Overtime.....	0-0

GAMES DECIDED BY

1-3 points.....	1-1
4-6 points.....	0-0
7-10 points.....	0-2
11-15 points.....	0-1
16+ points.....	1-1

SCORING

90+ points.....	1-0
80-89 points.....	0-0
70-79 points.....	1-0
60-69 points.....	0-3
Score 59 points or less.....	0-2

SCORING DEFENSE

90+ points.....	0-1
80-89 points.....	0-0
70-79 points.....	2-2
60-69 points.....	0-2
Score 59 points or less.....	0-0

REBOUNDING

Outrebounding the opponent.....	1-0
Getting outrebounded.....	1-5
Rebounding totals are equal.....	0-0

FROM THE FIELD

Better Field Goal Percentage.....	1-2
Opponent Has Better FG Percentage.....	1-3
Field goal percentages are equal.....	0-0

Shooting 50% or better.....	2-0
Shooting between 40-50%.....	0-2
Shooting less than 40%.....	0-3
Opponent shoots less than 40%.....	1-2
Opponent shoots between 40-50%.....	0-1
Opponent shoots 50% or better.....	1-2

Making more 3-pointers.....	2-4
Making less 3-pointers.....	0-0
Making the same number of 3-pointers.....	0-1

Making more free throws.....	1-0
Making less free throws.....	0-5
Making the same number of free throws.....	1-0

TURNOVERS

Less than Opponent.....	1-0
Equal to Opponent.....	0-0
More than Opponent.....	1-5

MISCELLANEOUS

Scoring First.....	2-4
Opponent Scores First.....	0-1
Lead at half.....	1-3
Trail at half.....	1-2
Tied at half.....	0-0
When Leading with 5:00 Left.....	2-2
When Trailing with 5:00 Left.....	0-4
When Tied with 5:00 Left.....	0-0
November.....	2-5
December.....	0-0
January.....	0-0
February.....	0-0
March.....	0-0
Against Ranked Opponents.....	0-0
Black Jerseys.....	0-3
Gold Jerseys.....	0-0
White Jerseys.....	2-2



WINNING STREAKS

• **WHEN LEADING AT THE HALF**

Overall 0 Last loss vs. Bradley, 70-62..... Led 36-25 at Half November 22, 2016
 Home W6 Last loss vs. Chattanooga, 77-68 Led 34-30 at Half January 11, 2016
 Away 0 Last loss at UNCG, 65-61 Led 32-24 at Half February 15, 2016

• **WHEN LEADING BY 10 OR MORE IN THE SECOND HALF**

Overall 0 Last loss vs. Bradley, 70-62..... Led 36-25 (20:00) Nov. 22, 2016
 Home W20 Last loss vs. UNCG, 73-71 Led 44-33 (17:00)..... March 1, 2014
 Away W10 Last loss at The Citadel, 69-66..... Led 45-31 (17:16) January 15, 2015

• **WHEN LEADING WITH EXACTLY 5:00 REMAINING**

Overall W1 Last loss at UNCG, 65-61..... Led 49-48 (5:00)..... February 15, 2016
 Home W37 Last loss vs. Appalachian St., 50-49 Led 49-46 (5:00)..... January 8, 2013
 Away 0 Last loss at UNCG, 65-61..... Led 49-48 (5:00)..... February 15, 2016

• **WHEN SCORING 70 OR MORE POINTS**

Overall W12 Last loss at Austin Peay, 84-77..... December 22, 2015
 Home W21 Last loss vs. UNCG, 73-71 March 1, 2014
 Away W2 Last loss at Austin Peay, 84-77..... December 22, 2015

• **WHEN HOLDING THE OPPONENT TO LESS THAN 50 POINTS**

Overall W8 Last loss at Samford, 40-33 February 14, 2013
 Home W36 Last loss vs. Lander, 44-33..... January 26, 1984
 Away W3 Last loss at Samford, 40-33 February 14, 2013

• **WHEN OUTSHOOTING THE OPPONENT**

Overall L3 Last loss vs. Kent State, 66-59 Wofford outshot KSU .375 to .345..... Nov. 23, 2016
 Home W32 Last loss vs. Appalachian State, 50-49 Wofford outshot App .362 to .351 January 8, 2013
 Away W19 Last loss at VCU, 72-57 Wofford outshot VCU .385 to .375..... December 17, 2013

• **WHEN SHOOTING 50 PERCENT OR HIGHER**

Overall W42 Last loss at High Point, 87-79 Wofford shot .569 December 21, 2011
 Home W23 Last loss vs. Davidson, 72-69 Wofford shot .527 December 1, 2011
 Away W13 Last loss at High Point, 87-79 Wofford shot .569 December 21, 2011

• **WHEN HOLDING THE OPPONENT BELOW 40 PERCENT SHOOTING**

Overall L2 Last loss vs. Kent State, 66-59 KSU shot .345..... November 23, 2016
 Home W17 Last loss vs. Appalachian State, 50-49 App State shot .351 January 8, 2013
 Away W10 Last loss at VCU, 72-57 VCU shot .375..... December 17, 2013

• **WHEN MAKING 10 OR MORE 3-POINT FIELD GOALS**

Overall W1 Last loss vs. Kent State 66-59..... Wofford made 13 of 31..... November 23, 2016
 Home W5 Last loss vs. Chattanooga, 77-68 Wofford made 13 of 29..... January 11, 2016
 Away W1 Last loss at Mercer, 70-69 (OT)..... Wofford made 12 of 29..... January 16, 2016

• **WHEN ANY TERRIER SCORES 20 OR MORE POINTS**

Overall W1 Last loss vs. Vermont, 60-59 Cameron Jackson scored 20 points November 21, 2016
 Home W5 Last loss vs. Chattanooga, 77-68 Spencer Collins scored 21 points..... January 11, 2016
 Away 0 Last loss at ETSU, 71-66 Fletcher Magee scored 22 points February 27, 2016

• **WHEN OUTREBOUNDING THE OPPONENT**

Overall L1 Last loss at ETSU, 71-66 Wofford 34 - ETSU 32..... February 27, 2016
 Home W25 Last loss vs. William & Mary, 63-60 Wofford 35 - William & Mary 26 December 7, 2013
 Away 0 Last loss at ETSU, 71-66 Wofford 34 - ETSU 32..... February 27, 2016



THE SOUTHERN CONFERENCE



FINAL SOUTHERN CONFERENCE STANDINGS



Standings	Record	Pct.	SoCon					Overall				
			GB	Home	Away	Streak	Record	Pct.	Home	Away	Neutral	Streak
#1 Chattanooga	15-3	.833	--	8-1	7-2	W2	29-6	.829	13-1	10-4	6-1	L1
#2 ETSU	14-4	.778	1.0	8-1	6-3	W5	24-12	.667	13-2	8-8	3-2	L1
#3 Furman	11-7	.611	4.0	9-0	2-7	L3	19-16	.543	14-2	3-12	2-2	L1
#4 Wofford	11-7	.611	4.0	8-1	3-6	L2	15-17	.469	11-2	4-14	0-1	L3
#5 Western Carolina	10-8	.556	5.0	7-2	3-6	W4	16-18	.471	12-2	3-15	1-1	L2
#6 UNCG	10-8	.556	5.0	7-2	3-6	W5	15-19	.441	12-4	3-14	0-1	L1
#7 Mercer	8-10	.444	7.0	6-3	2-7	L7	19-15	.559	11-3	4-11	4-1	L2
#8 Samford	4-14	.222	11.0	3-6	1-8	L1	14-19	.424	6-7	5-11	3-1	L1
#9 VMI	4-14	.222	11.0	4-5	0-9	L1	9-21	.300	8-6	1-14	0-1	L2
#10 The Citadel	3-15	.167	12.0	2-7	1-8	L9	10-22	.313	5-8	3-13	2-1	L10

WEEKLY AWARDS

PLAYER OF THE WEEK

Nov. 17 Mike Brown, WCU
 Nov. 24 Stephon Jelks, Mercer
 Dec. 1 Q.J. Peterson, VMI
 Dec. 9 Mike Brown, WCU
 Dec. 15 Matt Rose, Samford
 Dec. 22 Jestin Lewis, Mercer
 Jan. 5 Stephon Jelks, Mercer
 Jan. 12 T.J. Cromer, ETSU
 Jan. 19 Wyatt Walker, Samford
 Jan. 26 Ge'Lawn Guyn, ETSU
 Feb. 2 Kayel Locke, UNCG
 Feb. 9 **FLETCHER MAGEE, WOFFORD**
 Feb. 16 Stephen Croone, Furman
 Feb. 23 Torrion Brummitt, WCU
 March 1 Q.J. Peterson, VMI

SCORING OFFENSE

1. The Citadel 86.0
 2. ETSU 78.1
 3. Chattanooga 75.8

8. Wofford 71.8

SCORING DEFENSE

1. Furman 66.7
 2. Chattanooga 67.5
 3. Mercer 68.8
4. Wofford 71.7

SCORING MARGIN

1. Chattanooga +8.2
 2. Furman +4.4
 3. ETSU +3.5

5. Wofford +0.0

FIELD GOAL PCT.

1. ETSU .461
 2. Chattanooga .457
 3. Samford .455

5. Wofford .447

FIELD GOAL PCT. DEFENSE

1. Mercer .402
 2. Western Carolina .433
 3. ETSU .434

9. Wofford .486

FREE THROW PCT.

1. Wofford .750
 2. Chattanooga .735
 3. Mercer .730

3-POINT FIELD GOAL PCT.

1. Wofford .408
 2. ETSU .379
 3. UNCG .363

3-POINT FG PCT. DEFENSE

1. Chattanooga .331
 2. ETSU .333
 3. Western Carolina .340

7. Wofford .353

3-POINT FIELD GOALS MADE

1. The Citadel 11.3
 2. VMI 8.8
 3. UNCG 8.7

4. Wofford 8.4

TEAM LEADERS

OFFENSIVE REBOUNDS PER GAME

1. Mercer 12.8
 2. The Citadel 12.6
 3. Western Carolina 11.9

10. Wofford 8.6

DEFENSIVE REBOUNDS PER GAME

1. Mercer 27.3
 2. ETSU 25.7
 3. UNCG 24.9

10. Wofford 23.2

REBOUNDING MARGIN

1. Mercer +8.4
 2. Furman +4.3
 3. Chattanooga +3.1
4. Wofford +0.3

BLOCKS PER GAME

1. Chattanooga 4.7
 2. VMI 4.2
 3. ETSU 3.8

10. Wofford 1.8

ASSISTS PER GAME

1. The Citadel 15.6
 2. Mercer 15.0
3. Wofford 14.7

STEALS PER GAME

1. The Citadel 8.9
 2. Western Carolina 8.1
 3. Chattanooga 7.8

10. Wofford 5.1

ASSIST/TURNOVER RATIO

1. Wofford 1.2
 2. Mercer 1.2
 3. Chattanooga 1.2

INDIVIDUAL LEADERS

SCORING

1. Q.J. Peterson, VMI 19.8

8. Spencer Collins, Wofford 14.8
11. Fletcher Magee, Wofford 13.8

REBOUNDING

1. Stephon Jelks, Mercer 8.4
 2. Torrion Brummitt, WCU 7.4
3. C.J. Neumann, Wofford 7.0

FIELD GOAL PERCENTAGE

1. R.J. White, UNCG .616
 2. Kris Acox, Furman .614
 3. Wyatt Walker, Samford .581

9. Justin Gordon, Wofford .486

FREE THROW PERCENTAGE

1. Fletcher Magee, Wofford .925
 2. Q.J. Peterson, VMI .905
 3. Francis Alonso, UNCG .851

7. Spencer Collins, Wofford .810

3-POINT FG PERCENTAGE

1. Fletcher Magee, Wofford .479
T2. Eric Garcia, Wofford .422
 T2. Ge'Lawn Guyn, ETSU .422

7. Spencer Collins, Wofford .408

3-POINT FG MADE PER GAME

T1. Fletcher Magee, Wofford 2.8
 T1. Q.J. Peterson, VMI 2.8
 T3. Rhett Harrelson, WCU 2.7

ASSISTS PER GAME

1. P.J. Boutte, The Citadel 5.6
 2. Diante Baldwin, UNCG 5.0
3. Eric Garcia, Wofford 4.8

ASSIST/TURNOVER RATIO

1. Eric Garcia, Wofford 3.3
 2. Phillip Leonard, Mercer 2.5
 T3. Diante Baldwin, UNCG 2.2
 T3. P.J. Boutte, The Citadel 2.2

STEALS PER GAME

1. Justin Browning, WCU 2.2
 T2. P.J. Boutte, The Citadel 1.6
 T2. Tre' McLean, Chattanooga 1.6

BLOCKS PER GAME

1. Justin Tuoyo, Chattanooga 2.3
 2. Zane Najdawi, The Citadel 1.9
 3. Phillip Anglade, VMI 1.6

OFFENSIVE REBOUNDS PER GAME

1. Phillip Anglade, VMI 2.6
 T2. Stephon Jelks, Mercer 2.4
 T2. Kris Acox, Furman 2.4
 T2. Matt Rafferty, Furman 2.4

9. C.J. Neumann, Wofford 2.0

DEFENSIVE REBOUNDS

1. Stephon Jelks, Mercer 5.9
 2. Torrion Brummitt, WCU 5.4
3. C.J. Neumann, Wofford 5.0

MINUTES PLAYED

1. Mike Brown, WCU 34.4
 2. Christen Cunningham SAM33.8
 3. Q.J. Peterson, VMI 33.7

9. Spencer Collins, Wofford 31.4

POSTSEASON HONORS & AWARDS

YEARLY AWARDS

PLAYER OF THE YEAR

- Stephen Croone, Furman (Coaches & Media)

DEFENSIVE PLAYER OF THE YEAR

- Justin Tuoyo, Chattanooga (Coaches)

FRESHMAN OF THE YEAR

- Fletcher Magee, Wofford (Coaches & Media)

COACH OF THE YEAR

- Matt McCall, UNCG (Coaches and Media)

ALL-CONFERENCE TEAMS

ALL-SoCon - COACHES

T.J. Cromer, ETSU
 Ge'Lawn Guyn, ETSU
 Stephen Croone, Furman
 Stephon Jelks, Mercer
 R.J. White, UNCG
 Tre' McLean, Chattanooga
 Justin Tuoyo, Chattanooga
 Q.J. Peterson, VMI
 Mike Brown, Western Carolina
Spencer Collins, Wofford

ALL-FRESHMAN - COACHES

Matt Rafferty, Furman
 Francis Alonso, UNCG
 Matt Rose, Samford
 Wyatt Walker, Samford
Fletcher Magee, Wofford

ALL-SoCon - MEDIA

FIRST TEAM

Ge'Lawn Guyn, ETSU
 Stephen Croone, Furman
 Tre' McLean, Chattanooga
 Q.J. Peterson, VMI
Spencer Collins, Wofford

SECOND TEAM

T.J. Cromer, ETSU
 Stephon Jelks, Mercer
 Justin Tuoyo, Chattanooga
 Mike Brown, Western Carolina
 Torrion Brummitt, Western Carolina

THIRD TEAM

Derrick Henry, The Citadel
 Diante Baldwin, UNCG
 R.J. White, UNCG
 Darius Jones-Gibson, Samford
Fletcher Magee, Wofford

ALL-FRESHMAN TEAM

Zane Najdawi, The Citadel
 Matt Rafferty, Furman
 Francis Alonso, UNCG
 Wyatt Walker, Samford
Fletcher Magee, Wofford





MIKE YOUNG

**HEAD COACH • 15TH SEASON
28TH SEASON OVERALL
EMORY AND HENRY '86**

Mike Young enters his 15th season as head coach and 28th season on the Wofford men's basketball staff in 2016-17. He has built the Wofford College men's basketball program into a Southern Conference powerhouse and NCAA Tournament fixture.

With Southern Conference Tournament Championships in 2010, 2011, 2014 and 2015, Wofford is one of 43 programs nationally to have reached the NCAA Tournament at least four times in the six-year span from 2010-15. The Terriers are also one of just four programs to win their conference tournament in four of those six seasons. Young's teams have totaled five postseason appearances and four 20-win campaigns in that span.

In his 14-year head coaching career at Wofford, Young boasts a record of 232-209 (.526), including 136-109 (.555) in Southern Conference play. Young's 232 wins rank fourth in Southern Conference history, as well as third in school history. Young, current Director of Athletics Richard Johnson (236) and the late Gene Alexander (283) are the only coaches in Wofford history to record over 200 wins.

A three-time SoCon Coach of the Year (2010, 2014, 2015), Young has also received national recognition as the Hugh Durham Mid-Major Coach of the Year by Collegelinsider.com. During his distinguished tenure, Young has seen many Terriers go on to play professionally. He has coached Olympian Mike Lenzy, All-American Noah Dahlman, and Academic All-American Brad Loesing. Through Young's head-coaching tenure, Wofford has accumulated 13 All-Southern Conference selections by the coaches and another 25 from the media.

Under Young's leadership, the Terriers' resume includes impressive non-conference wins over the likes of Auburn, Cincinnati, Clemson, Georgia, North Carolina State, Purdue, South Carolina, Virginia Tech, Xavier and Wake Forest. Young believes in playing the best competition. A recent Wofford non-conference schedule was ranked as the most difficult in the nation by the RPI and Sagarin Ratings.

The success Young has achieved on the court has complemented his emphasis on academics. Young's program has a 100-percent graduation rate for student-athletes who have completed their eligibility at Wofford.

One of the defining characteristics of Young's program is the family atmosphere, evidenced by current assistant coaches Tim Johnson and Kevin Giltner both of whom wore the Terrier uniform. Director of Basketball Operations, Drew Gibson, is also a former Wofford student-athlete. Young has seen a total of six players remain in the program, after their playing days, as members of his staff.

The last seven seasons have seen Wofford emerge as a dominant program in the Southern Conference. This 2014-15 campaign was the best yet. The Terriers went 28-7 overall, 16-2 SoCon, en route to an outright Southern Conference Regular Season Championship, fourth SoCon Tournament Championship and fourth NCAA Tournament appearance. New program records for wins and conference wins were set, with a schedule that ranked 26th in the country in non-conference strength. The non-conference slate saw the Terriers make trips to Stanford, as well as three 2015 NCAA Sweet 16 teams in West Virginia, Duke and NC State. Wofford took a 55-54 win over the Wolfpack on December 14, 2014, which was NC State's first loss in their historic home of Reynolds Coliseum since the 1999 NIT. The Terriers won eight straight games en route to the SoCon Tournament title, including victories in 14 of their last 15 games. Young was named SoCon Coach of the Year for a third time and saw senior Karl Cochran named SoCon Player of the Year. Senior Lee Skinner was also an all-conference selection and named SoCon Tournament Most Outstanding Player. Wofford earned its highest seed in school history in the 2015 NCAA Tournament, going to Jacksonville, Florida as the No. 12 seed in the West Region to take on No. 5 seed Arkansas. The Terriers led 28-27 at the half, outrebounded Arkansas 37-35 and led for over half the game before the Razorbacks edged out the Terriers, 56-53. In the season's final RPI posted by the NCAA, the Terriers checked in at No. 49.

Young's first postseason team, in 2009-10, tied a school record with a 13-game winning streak. It was part of a stretch that saw the Terriers win 22 of 24 games en route to what was then a school-record 26 victories, including a 15-3 mark in league play. The Terriers won the SoCon South Division title and the tournament championship for the first time. Wofford came back the next season with a share of the SoCon South Division title and another conference tournament championship.

Young's time at Wofford has spanned four decades and covered the Terriers moving from NCAA Division II to Division I Independent in 1995-96 and to the Southern Conference in 1997-98. He was promoted to associate head coach in August 1998. Young has been on the Wofford bench for 798 contests over the past 27 seasons.

Prior to assuming the head coaching reins at Wofford, Young was an assistant coach to current athletics director Richard Johnson. His impact as a head coach was seen immediately. In his first season in charge, Young led the Terriers to their best record in eight seasons at the Division I level and a third-place finish in the SoCon South Division after Wofford was predicted to finish sixth.

It's all about the student-athlete experience for Young. Every player means the world to him, and it's not just those 16 All-SoCon selections (Mike Lenzy, Noah Dahlman, Tim Johnson, Brad Loesing, Kevin Giltner, Tyler Berg, Ian Chadwick, Lee Nixon, Howard Wilkerson, Drew Gibson, Junior Salters, Cameron Rundles, Jamar Diggs, Karl Cochran, Lee Skinner and Spencer Collins). Chadwick (2000-01) Dahlman (2010-11), and Cochran (2014-15) have been SoCon Players of the Year, while Dahlman was the SoCon Tournament's Most Outstanding Performer in back-to-back seasons (2010, 2011).

Young's influence on incoming players has been seen with eight Terriers appearing on the All-SoCon Freshman Team (Ian Chadwick, Tyler Berg, Brad Loesing, Karl Cochran, Justin Stephens, Spencer Collins, Eric Garcia and Fletcher Magee). Chadwick (1997-98), Cochran (2011-12) and Magee (2015-16) were named SoCon Freshmen of the Year. Magee led the nation in free throw percentage (92.5 pct.) as a freshman, setting the program's new single-season record and becoming just the sixth freshman to shoot 90-percent or better in NCAA men's Div. I history (min 2.5 makes per game). Magee's freshman season also saw him rank third nationally in 3-point field goal percentage (47.9 pct.).

In 2012, each of our the program's five graduates (Drew Crowell, Kevin Giltner, Brad Loesing, Joseph Tecklenberg and Matt Steelman) were named to the Southern Conference All-Academic Team.

A native of Radford, Va., Young came to Wofford after serving as a graduate assistant for one year under Oliver Purnell at Radford University. A 1986 graduate of Emory & Henry College, he was a four-year letterman in basketball for coach Bob Johnson and the team captain his junior and senior seasons. He credits Johnson for having a major influence on his playing and coaching careers.

Upon his graduation, Young became a full-time assistant coach for two years at Emory & Henry before moving on to Radford. Another mentor in his coaching philosophies is Fletcher Arritt, longtime coach of Fork Union (Va.) Military Academy. Young played one season for him before attending Emory and Henry.

Young and his wife, Margaret, were married on Aug. 13, 1994 in her hometown of Camden, S.C. She is a 1992 Wofford graduate and a partner with PricewaterhouseCoopers LLP. The couple has a daughter, Cooper, and a son, Davis.

YOUNG VS. OPPONENTS

Air Force	1-1
Alabama	0-1
Appalachian State	10-8
Arkansas	0-2
Auburn	1-2
Austin Peay	0-1
Ball State	1-1
Bethune-Cookman	1-0
Bluefield	1-0
Bradley	1-1
Brigham Young (BYU)	0-1
Charleston Southern	3-1
Charlotte	0-1
Chattanooga	9-13
Cincinnati	1-0
The Citadel	23-6
Clemson	0-7
Coastal Carolina	0-1
College of Charleston	6-16
Colorado	0-1
Columbia	0-1
Cornell	0-1
Davidson	6-18
Dayton	0-2
Duke	0-1
East Carolina	0-2
East Tennessee State	4-4
Elon	9-8
Emmanuel	2-0
Emory & Henry	2-0
Erskine	2-0
Fairfield	1-0
Fairleigh Dickinson	1-0
Florida A&M	0-1
Florida National	1-0
Furman	18-11
Gardner-Webb	2-0
George Mason	1-0
Georgetown	0-1
Georgia	1-4
Georgia Southern	14-12
Georgia Tech	0-1
Hampton	1-0
Harvard	0-1
Hawaii	1-0
Hawaii Pacific	2-2
Illinois	0-1
Iona	1-1
Jacksonville	2-0
Jacksonville State	2-0
James Madison	0-1
Johnson & Wales (NC)	1-0
Kent State	0-1
Kentucky Christian	1-0
King	2-0
Lees-McRae	2-0
Lynchburg	1-0
Maryland Eastern Shore	1-0
Mercer	3-1
Miami (Fla.)	0-2
Michigan	0-2
Michigan State	0-1
Milligan	1-0
Minnesota	0-3
Missouri	0-1
Navy	1-1
Ohio	0-1
N.C. State	1-2
Notre Dame	0-1
North Carolina	0-1
Ohio Valley	1-0
Pittsburgh	0-2
Prairie View A&M	1-0
Presbyterian	2-0
Purdue	1-1
Richmond	0-1
Saint Louis	0-1
Sam Houston State	1-0
Samford	11-2
Santa Clara	1-0
Seattle	1-0
South Carolina	1-6
South Dakota	1-0
Southern University	1-0
Stanford	0-1
Tennessee	0-2
Tennessee Wesleyan	1-0
Texas	0-1
Texas Pan-American	1-0
Texas Southern	1-0
Toccoa Falls	5-0
Tulane	1-1
UMKC	0-1
UNC Asheville	2-0
UNC Greensboro	17-7
UNC Wilmington	0-1
Union	3-0
USC Upstate	1-0
Vanderbilt	0-2
Virginia	0-1
Virginia Commonwealth (VCU)	0-2
Virginia Intermont	1-0
Virginia-Wise	3-0
VMI	5-0
Virginia	0-1
Virginia Tech	1-0
Wake Forest	1-0
Webber International	1-0
West Virginia	0-3
West Virginia Wesleyan	2-0
Western Carolina	14-13
William & Mary	0-2
Winthrop	2-0
Wisconsin	0-3

YOUNG YEAR-BY-YEAR

YEAR	RECORD	SoCon	SoCon FINISH	SoCon TOURNEY	POSTSEASON	ROUND
2002-03	14-15	8-8	T-3rd (South)	Quarterfinals		
2003-04	9-20	4-12	5th (South)	Quarterfinals		
2004-05	14-14	7-9	5th (South)	First Round		
2005-06	11-18	6-9	5th (South)	First Round		
2006-07	10-20	5-13	5th (South)	First Round		
2007-08	16-16	8-12	4th (South)	Quarterfinals		
2008-09	16-14	12-8	4th (South)	First Round		
2009-10	26-9	15-3	1st (South)	Champion	NCAA	Round of 64
2010-11	21-13	14-4	T-1st (South)	Champion	NCAA	Round of 64
2011-12	19-14	12-6	T-2nd (South)	Quarterfinals	CBI	Round of 16
2012-13	13-19	7-11	T-3rd (South)	First Round		
2013-14	20-13	11-5	T-3rd	Champion	NCAA	Round of 64
2014-15	28-7	16-2	1st	Champion	NCAA	Round of 64
2015-16	15-17	11-7	T-3rd	First Round		
2016-17	2-5					

CAREER TOTAL: 234-214 (.522)

SoCon TOTAL: 136-109 (.555)

**SoCon CHAMPIONS 2009-10, 2010-11, 2014-15
SoCon TOURNAMENT CHAMPIONS 2010, 2011, 2014, 2015**



**NCAA TOURNAMENT 2010, 2011, 2014, 2015
WOFFORD MEN'S BASKETBALL • WOFFORDTERRIERS.COM**

2016-17 SEASON STATS

2016-17 WOFFORD MEN'S BASKETBALL STATS ALL GAMES

RECORD:	OVERALL	HOME	AWAY	NEUTRAL
ALL GAMES	2-5	2-0	0-2	0-3
CONFERENCE	0-0	0-0	0-0	0-0
NON-CONFERENCE	2-5	2-0	0-2	0-3

#	Player	gp	pts	avg	Total		3-Point		F-Throws		Rebounds					pts	avg					
					fg-tpa	fg%	3fg-tpa	3fg%	ft-tpa	ft%	off	def	tot	avg	pf			dq	a	to	blk	stl
08	Dishon Lowery	7-8	66	9.4	4-7	.571	0-8	.000	4-8	.500	4	18	14	2.0	14	0	2	5	4	3	12	1.7
01	Derrick Brooks	7-0	75	10.7	7-10	.700	2-2	1.000	4-6	.667	0	6	6	0.9	6	0	12	9	1	6	20	2.9
03	Fletcher Magee	7-7	213	30.4	31-67	.463	20-51	.392	20-25	.800	1	18	19	2.7	9	0	28	9	1	3	102	14.6
04	Donovan Theme-Love	7-0	71	10.1	5-10	.500	2-6	.333	3-4	.750	0	12	12	1.7	6	0	10	11	0	2	15	2.1
05	Eric Garcia	7-7	206	29.4	23-49	.469	16-30	.533	14-15	.933	3	16	19	2.7	8	0	33	10	0	4	70	10.0
10	Nathan Hoover	7-0	130	18.6	18-49	.367	12-33	.364	6-7	.857	4	7	11	1.6	7	0	3	5	1	0	54	7.7
15	Trevor Sarupe	2-8	11	5.5	1-4	.250	1-2	.500	0-0	.000	2	1	3	1.5	2	0	3	0	0	1	3	1.5
20	Jaylen Allen	7-7	121	17.3	14-34	.412	8-16	.500	4-5	.800	0	12	12	1.7	12	0	5	7	1	6	40	5.7
23	Joslin Tucker	7-8	118	15.7	9-22	.409	0-8	.000	8-13	.615	7	7	14	2.0	11	0	1	6	0	2	26	3.7
24	Kevon Tucker	1-0	12	12.0	1-3	.333	0-2	.000	0-0	.000	0	1	1	1.0	2	0	1	0	0	0	2	2.0
33	Cameron Jackson	7-5	128	18.3	28-48	.583	0-8	.000	9-14	.643	14	28	34	4.9	21	0	18	18	2	5	65	9.3
35	Ryan Sawvell	7-7	153	21.9	25-41	.610	5-10	.500	15-20	.750	9	26	37	5.3	13	0	8	7	0	1	70	10.0
48	Eric Magenslander	1-8	4	4.0	0-2	.000	0-2	.000	0-0	.000	1	0	1	1.0	1	0	0	0	0	0	0	0.0
50	Matthew Pegram	7-2	100	14.3	13-22	.591	0-0	.000	0-0	.000	8	10	18	2.6	26	1	3	10	4	3	26	3.7
Team														13	15	28				1		
Total.....		7	1400		176-388	.454	66-154	.429	87-117	.744	66	163	229	32.7	138	1	111	98	14	36	505	72.1
Opponents.....		7	1408		181-389	.454	38-121	.314	115-156	.737	78	164	242	34.6	110	-	88	72	17	49	515	73.6

TEAM STATISTICS	WOF	OPP	Date	Opponent	Score	Att.
SCORING	585	515	11/02/16	at LSU	L 69-91	1208
Points per game	72.1	73.6	11/15/16	ALLEN UNIVERSITY	W 117-77	1087
Scoring margin	-1.4	-	11/21/16	vs Vermont	L 59-68	0
FIELD GOALS-ATT	176-388	181-389	11/22/16	vs Bradley	L 62-78	0
Field goal pct	.454	.454	11/23/16	vs Kent State	L 59-66	0
3 POINT FG-ATT	66-154	38-121	11/27/16	at Colorado	L 60-75	1254
3-point FG pct	.429	.314	11/29/16	MEMPH	W 79-76	878
3-pt FG made per game	9.4	5.4	* - Conference game			
FREE THROWS-ATT	87-117	115-156				
Free throw pct	.744	.737				
F-Throws made per game	12.4	16.4				
REBOUNDS	229	242				
Rebounds per game	32.7	34.6				
Rebounding margin	-1.9	-				
ASSISTS	111	80				
Assists per game	15.9	11.4				
TURNOVERS	98	72				
Turnovers per game	14.0	10.3				
Turnover margin	-3.7	-				
Assist/Turnover ratio	1.1	1.1				
STEALS	36	49				
Steals per game	5.1	7.0				
BLOCKS	14	17				
Blocks per game	2.0	2.4				
ATTENDANCE	1957	1364				
Home games-Avg/Game	2-978	2-672				
Neutral site-Avg/Game	-	3-0				

Score by Period	1st	2nd	Total
Wofford	275	230	505
Opponents	295	280	515



2016-17 TEAM/OPPONENT GAME HIGHS

WOFFORD GAME HIGHS

Points.....117 vs. Allen (Nov. 15)

FG Made.....42vs. Allen (Nov. 15)

FG Attempts65at LSU (Nov. 12)

FG Percentage66.7% (42-63).....vs. Allen (Nov. 15)

3-Point FG Made17vs. Allen (Nov. 15)

3-Point FG Attempts31 vs. Kent State (Nov. 23)

3-Point FG Percentage63.0% (17-27).....vs. Allen (Nov. 15)

Free Throws Made.....18vs. Bradley (Nov. 22)

Free Throws Attempts25vs. Bradley (Nov. 22)

Free Throw Percentage....100% (13-13).....at LSU (Nov. 12)

Rebounds46vs. Allen (Nov. 15)

Assists27vs. Allen (Nov. 15)

Steals.....8vs. Mars Hill Nov. 29)

Blocked Shots.....7vs. Allen (Nov. 15)

Turnovers.....18vs. Vermont (Nov. 21)

Fouls.....25vs. Vermont (Nov. 21)

OPPONENT GAME HIGHS

Points.....91 at LSU (Nov. 12)

FG Made.....34at LSU (Nov. 12)

FG Attempts73vs. Allen (Nov. 15)

FG Percentage58.5% (31-53).....vs. Mars Hill (Nov. 29)

3-Point FG Made6at LSU (Nov. 12)/ at Colorado (Nov.27)/ vs. Mars Hill (Nov. 29)

3-Point FG Attempts21at LSU (Nov. 12))

3-Point FG Percentage50.0% (6-12).....at Colorado (Nov. 27)

Free Throws Made21vs. Kent State (Nov. 23)

Free Throw Attempts.....29vs. Kent State (Nov. 23)

Free Throw Percentage....88.9% (8-9).....vs. Mars Hill (Nov. 29)

Rebounds44vs. Kent State (Nov. 23)

Assists16vs. Mars Hill (Nov. 29)

Steals9at LSU(Nov. 12)/ vs. Allen (Nov. 15)

Blocked Shots.....6vs. Bradley (Nov. 22)

Turnovers.....16vs. Mars Hill (Nov. 29)

Fouls.....21vs. Bradley (Nov. 22)



2016-17 TEAM/OPPONENT GAME LOWS

WOFFORD GAME LOWS

Points.....59vs. Vermont (Nov. 21)
59vs. Kent State (Nov. 23)

FG Made19vs. Bradley (Nov. 22)

FG Attempts45vs. Vermont (Nov. 21)

FG Percentage34.0% (19-55).....vs. Bradley (Nov. 22)

3-Point FG Made4vs. Vermont (Nov. 21)

3-Point FG Attempts12vs. Vermont (Nov. 21)

3-Point FG Percentage33.3% (4-12)vs. Vermont (Nov. 21)
33.3% (6-18)vs. Bradley (Nov. 22)

Free Throws Made4vs. Kent State (Nov. 23)

Free Throws Attempts5vs. Kent State (Nov. 23)

Free Throw Percentage.....65.2% (15-23).....vs. Mars Hill (Nov. 29)

Rebounds.....25vs. Colorado (Nov. 27)

Assists.....8vs. Vermont (Nov. 21)

Steals.....2at LSU (Nov. 12)

Blocked Shots.....0at LSU (Nov. 12)

Turnovers.....12at LSU (Nov. 12)
12vs. Kent State (Nov. 23)

Fouls.....12vs. Mars Hill (Nov. 29)

OPPONENT GAME LOWS

Points.....60vs. Vermont (Nov. 21)

Field Goals Made.....19vs. Vermont (Nov. 21)

Field Goal Attempts46vs. Colorado (Nov. 27)

Field Goal Percentage34.0% (20-58).....vs. Kent State (Nov. 23)

3-Point FG Made4vs. Vermont (Nov. 21)

3-Point FG Attempts12vs. Colorado (Nov. 27)

3-Point FG Percentage25.0%vs. Allen (Nov. 15)
25.0%vs. Vermont (Nov. 21)
25.0%vs. Kent State (Nov. 23)

Free Throws Made.....8vs. Mars Hill (Nov. 29)

Free Throw Attempts.....9vs. Mars Hill (Nov. 29)

Free Throw Percentage.....70.4% (19-27).....vs. Bradley (Nov. 22)

Rebounds.....25vs. Allen (Nov. 15)

Assists.....8vs. Kent State (Nov. 23)

Steals.....5vs. Vermont (Nov. 21)

Blocked Shots.....1vs. Allen (Nov. 15)
1vs. Vermont (Nov. 21)
1vs. Kent State (Nov. 23)
1vs. Mars Hill (Nov. 29)

Turnovers.....5vs. Kent State (Nov. 23)

Fouls.....11vs. Kent State (Nov. 23) / Colorado
 (Nov. 27)



2016-17 INDIVIDUAL/OPPONENT GAME HIGHS

WOFFORD INDIVIDUAL GAME HIGHS

POINTS.....24Ryan Sawvell vs. Mars Hill (Nov. 29)
21Fletcher Magee vs. Allen (Nov. 15)

FIELD GOALS MADE9Ryan Sawvell vs. Mars Hill (Nov. 29)
8Cameron Jackson vs. Vermont (Nov. 21)

FG ATTEMPTS.....18Fletcher Magee at LSU (Nov. 12)

FG PCT (MIN 5 MADE)..... 83.3%. Eric Garcia (5-6) vs. Allen (Nov. 15)
83.3%..Ryan Sawvell (5-6) vs. Kent State (Nov. 23)

3-POINT FG MADE.....4Nathan Hoover at LSU (Nov. 12)
4Eric Garcia vs. Allen (Nov. 15)
4Jaylen Allen vs. Allen (Nov. 15)
4Fletcher Magee vs. Kent State (Nov. 23)
4Fletcher Magee vs. Colorado (Nov. 27)

3-POINT FG ATT......11Fletcher Magee vs. Kent State (Nov. 23)

3FG PCT (MIN 3 MADE) 1.000..Jaylen Allen (4-4) vs. Allen (Nov. 15)

FREE THROWS MADE.....8Fletcher Magee vs. Allen (Nov. 15)

FREE THROW ATT.9Fletcher Magee vs. Allen (Nov. 15)

FT PCT (MIN 5 MADE).....100%..Ryan Sawvell (6-6), vs. Mars Hill (Nov. 29)
88%.....Fletcher Magee (8-9), vs. Allen (Nov. 15)

REBOUNDS.....11Ryan Sawvell vs. Mars Hill (Nov. 29)
9Ryan Sawvell vs. Bradley (Nov. 22)

ASSISTS.....10Eric Garcia vs. Mars Hill (Nov. 29)
8Eric Garcia vs. Colorado (Nov. 27)

STEALS.....2Jaylen Allen vs. Vermont (Nov. 21)
2Derrick Brooks vs. Bradley (Nov. 22)
2Derrick Brooks vs. Kent State (Nov. 23)
2Eric Garcia vs. Colorado (Nov. 27)
2Jaylen Allen vs. Mars Hill (Nov. 29)
2Donovan Theme-Love vs. Mars Hill (Nov. 29)
2Cameron Jackson vs. Mars Hill (Nov. 29)

BLOCKED SHOTS.....3Dishon Lowery vs. Allen (Nov. 15)

TURNOVERS.....6Donovan Theme-Love vs. Allen (Nov. 15)
6Cameron Jackson vs. Vermont (Nov. 21)

FOULS.....5Matthew Pegram vs. Colorado (Nov. 27)

OPPONENT INDIVIDUAL GAME-HIGHS

POINTS.....27Xavier Johnson, Colorado (Nov. 27)

FIELD GOALS MADE9Duop Reath, LSU (Nov. 12) / Xavier Johnson, Colorado (Nov. 27)

FG ATTEMPTS.....14Jaylin Walker, Kent State (Nov. 23) / Xavier Johnson, Colorado (Nov. 27)

FG PCT (MIN 5 MADE)714Wayde Sims (5-7), LSU (Nov. 12)

3-POINT FG MADE.....4Arvel Atwater, Allen (Nov. 15)

3-POINT FG ATT8Arvel Atwater, Allen (Nov. 15)
8Luuk van Bree, Bradley (Nov. 22)

3FG PCT (MIN 3 MADE) 75%....Aaron Epps (3-4), LSU (Nov. 12)

FREE THROWS MADE.....7Xavier Johnson (7-11), Colorado (Nov. 27)

FREE THROW ATT.11Xavier Johnson, Colorado (Nov. 27)

FT PCT (MIN 5 MADE)100%...Payton Henson (6-6), Vermont (Nov. 23)

REBOUNDS.....14Duop Reath, LSU (Nov. 12)

ASSISTS.....6Skylar Mays, LSU (Nov. 12)
6Trae Bell- Haynes, Vermont (Nov. 21)
6Valentin Bauer, Mars Hill (Nov. 29)

STEALS3Duop Reath, LSU (Nov. 12)
3Avery Harris, Allen (Nov. 15)
3Jaylin Walker, Kent State (Nov. 23)
3Derrick White, Colorado (Nov. 27)

BLOCKED SHOTS.....3Duop Reath, LSU (Nov. 12)

TURNOVERS.....4Darrell Brown, Bradley (Nov. 22)
4Valentin Bauer, Mars Hill (Nov. 29)

FOULS.....5Anthony Lamb, Vermont (Nov. 21)
5Brandon Watkins, Mars Hill (Nov. 29)



2015-16 TEAM GAME-BY-GAME STATS



2015-16 Wofford Men's Basketball Wofford Team Game-by-Game (Final) All games

TEAM STATISTICS

Opponent	Date	Score	Total		3-Pointers		Free throws		Rebounds				pf	a	t/o	blk	stl	pts	avg	
			fg-fga	pct	3fg-fga	pct	ft-fa	pct	off	def	tot	avg								
at Mizzou	11/13/15	74-83	L	21-55	.382	10-27	.370	22-33	.667	8	21	29	29.0	24	12	7	0	3	74	74.0
at North Carolina	11/18/15	58-78	L	23-57	.404	9-24	.375	3-5	.600	5	20	25	27.0	17	9	15	0	4	58	66.0
UMES	11/21/15	73-63	W	24-53	.453	6-19	.316	19-24	.792	12	24	36	30.0	17	13	10	4	5	73	68.3
at Columbia	11/24/15	59-70	L	24-50	.480	6-12	.500	5-11	.455	6	19	25	28.8	16	12	13	1	2	59	66.0
at Presbyterian	11/28/15	68-58	W	18-47	.383	6-14	.429	26-34	.765	8	28	36	30.2	14	9	13	2	8	68	66.4
at Georgia Tech	12/01/15	61-77	L	23-55	.418	3-17	.176	12-12	1.000	5	17	22	28.8	26	13	8	2	4	61	65.5
KENTUCKY CHRISTIAN	12/03/15	86-66	W	34-62	.548	6-25	.240	12-15	.800	11	23	34	29.6	11	22	6	3	5	86	68.4
at Clemson	12/06/15	51-66	L	16-49	.327	7-17	.412	12-14	.857	7	27	34	30.1	22	12	14	2	3	51	66.2
COASTAL CAROLINA	12/14/15	63-71	L	19-50	.380	6-20	.300	19-29	.655	5	20	25	29.6	21	11	5	3	7	63	65.9
at Vanderbilt	12/19/15	56-80	L	21-61	.344	8-21	.381	6-9	.667	5	25	30	29.6	23	9	6	2	6	56	64.9
at Austin Peay	12/22/15	77-84	L	28-57	.491	10-24	.417	11-16	.688	6	16	22	28.9	26	14	13	0	9	77	66.0
at Harvard	12/31/15	57-77	L	23-57	.404	2-15	.133	9-12	.750	12	17	29	28.9	20	16	11	1	8	57	65.2
UNCG	01/02/16	87-76	W	26-52	.500	11-23	.478	24-26	.923	8	26	34	29.3	16	17	12	1	3	87	66.9
at VMI	01/05/16	65-61	W	20-48	.417	6-20	.300	19-21	.905	8	26	34	29.6	17	8	15	0	6	65	66.8
SAMFORD	01/09/16	69-64	W	22-42	.524	10-15	.667	15-20	.750	5	26	31	29.7	17	17	19	2	7	69	66.9
CHATTANOOGA	01/11/16	68-77	L	26-57	.456	13-29	.448	3-5	.600	9	21	30	29.8	18	19	14	0	3	68	67.0
at The Citadel	01/14/16	86-83	W	27-53	.509	8-18	.444	24-33	.727	15	27	42	30.5	26	17	19	3	3	86	68.1
at Mercer	01/16/16	69-70	Lot	23-57	.404	12-29	.414	11-18	.611	6	20	26	30.2	11	17	7	2	4	69	68.2
TENNESSEE WESLEYAN	01/19/16	89-66	W	34-62	.548	13-23	.565	8-15	.533	10	31	41	30.8	14	22	11	5	3	89	69.3
at Furman	01/23/16	62-63	L	21-50	.420	8-19	.421	12-15	.800	9	24	33	30.9	23	12	12	1	4	62	68.9
ETSU	01/28/16	87-73	W	27-56	.482	9-21	.429	24-29	.828	10	27	37	31.2	18	13	10	3	5	87	69.8
WESTERN CAROLINA	01/30/16	85-66	W	19-45	.422	10-21	.476	37-49	.755	12	28	40	31.6	23	16	15	4	7	85	70.5
at Chattanooga	02/04/16	63-79	L	22-59	.373	8-20	.400	11-13	.846	10	17	27	31.4	19	14	11	0	9	63	70.1
at Samford	02/06/16	78-75	W	24-54	.444	10-18	.556	20-27	.741	9	23	32	31.4	20	16	10	1	6	78	70.5
VMI	02/08/16	92-60	W	32-52	.615	17-21	.810	11-13	.846	5	25	30	31.4	12	27	14	2	9	92	71.3
MERCER	02/11/16	79-70	W	29-52	.558	9-19	.474	12-15	.800	7	25	32	31.4	18	14	10	2	3	79	71.6
THE CITADEL	02/13/16	99-89	W	32-56	.571	5-16	.313	30-38	.789	8	29	37	31.6	20	22	15	3	4	99	72.6
at UNCG	02/15/16	61-65	L	22-59	.373	6-26	.231	11-12	.917	10	21	31	31.6	17	14	9	0	4	61	72.2
FURMAN	02/20/16	77-73	W	26-49	.531	9-19	.474	16-21	.762	10	16	26	31.4	14	17	8	2	3	77	72.4
at Western Carolina	02/25/16	48-53	L	19-55	.345	7-19	.368	3-6	.500	13	26	39	31.6	20	11	14	1	4	48	71.6
at ETSU	02/27/16	66-71	L	18-51	.353	7-21	.333	23-31	.742	11	23	34	31.7	23	9	18	1	7	66	71.4
vs Western Carolina	03/05/16	83-88	Lot	28-64	.438	13-30	.433	14-24	.583	9	23	32	31.7	26	16	14	3	5	83	71.8
Wofford		2296		771-1726	.447	270-662	.408	484-645	.750	274	741	1015	31.7	609	470	378	56	163	2296	71.8
Opponents		2295		826-1699	.486	177-501	.353	466-682	.683	253	752	1005	31.4	608	379	376	102	191	2295	71.7

Games played: 32
Points/game: 71.8
FG Pct: 44.7
3FG Pct: 40.8
FT Pct: 75.0

Rebounds/game: 31.7
Assists/game: 14.7
Turnovers/game: 11.8
Assist/turnover ratio: 1.2
Steals/game: 5.1
Blocks/game: 1.8



THE LAST TIME...

◆ TEAM

Wofford Played a Ranked Opponent

No. 1.....Never
 Top 5.....Dec. 31, 2014 (L, 55-84 at No.2 Duke)
 Top 10.....Dec. 31, 2014 (L, 55-84 at No. 2 Duke)
 Top 25.....March 19, 2015 (L, 53-56 vs. No. 21 Arkansas)

Scored 100 Points

By Wofford.....Nov. 15, 2016 (W, 117-77 vs. Allen)
 By Opponent.....Dec. 4, 2003 (L, 72-103 at Texas)

Scored 100 Points and Lost

By Wofford.....Jan. 3, 1992 (107-114 vs. Troy State)
 By Opponent.....Dec. 10, 1988 (107-105 vs. Pfeiffer)

Scored 50+ Points in the First Half

By Wofford.....Nov. 15, 2016 (69 vs. Allen)
 By Opponent.....Nov. 21, 2013 (50 at Minnesota)

Scored 50+ Points in the Second Half

By Wofford.....Feb. 19, 2015 (52 vs. UNCG)
 By Opponent.....Feb. 14, 2009 (53 vs. Georgia Southern)

Scored Less Than 40 Points

By Wofford.....Feb. 14, 2013 (33 at Samford)
 By Opponent.....Nov. 21, 2014 (36 at Fairfield)

Scored 15 Points or Less in the First Half

By Wofford.....Jan. 26, 2013 (13 vs. College of Charleston)
 By Opponent.....Nov. 21, 2014 (12 at Fairfield)

50+ Point Game

Wofford Win.....Nov. 21, 2005 (81-15 vs. Toccoa Falls)
 Wofford Loss.....Nov. 19, 2008 (40-93 at Clemson)

40+ Point Game

Wofford Win.....Nov. 15, 2016 (117-77 vs. Allen)
 Wofford Loss.....Nov. 19, 2008 (40-93 at Clemson)

30+ Point Game

Wofford Win.....Dec. 6, 2014 (88-57 vs. Florida National)
 Wofford Loss.....Dec. 22, 2014 (44-77 at West Virginia)

Overtime Game

Wofford Win.....Jan. 9, 2014 (79-75 vs. The Citadel)
 Wofford Loss.....Feb. 4, 2012 (61-66 vs. Samford)

Double-Overtime Game

Wofford Win.....Dec. 10, 1988 (107-105 vs. Pfeiffer)
 Wofford Loss.....Jan. 15, 1979 (50-52 vs. Newberry)

Triple-Overtime Game

Wofford Win.....Feb. 9, 1952 (108-104 vs. Presbyterian)
 Wofford Loss.....Nov. 27, 2010 (90-94 at Xavier)

Quadruple-Overtime Game

Wofford Win.....N/A
 Wofford Loss.....Feb. 5, 1976 (86-89 vs. Erskine)

Won in the Final Seconds

Wofford Win.....Dec. 14, 2014 (55-54 at NC State)
Justin Gordon layup at 1.9 seconds
 Wofford Loss.....Nov. 21, 2016 (60-59 vs. Vermont)
Trae Bell-Haynes jumper at 2.0 seconds

Six Players Scored in Double Figures

By Wofford.....March 1, 2008 (vs. The Citadel)
Johnson, Dahlman, Gibson, Nichols, Godzinski, Estep
 By Opponent.....March 3, 2012 (vs. Western Carolina)
King, Cole, Sumler, Mutombo, Boggs, Ross

Five Players Scored in Double Figures

By Wofford.....Dec. 6, 2014 (vs. Florida National)
Gordon, Skinner, Brooks, Collins, Allen
 By Opponent.....Jan. 18, 2014 (vs. Chattanooga)
Bareika, Mason, Pryor, McGhee, White

Made 40+ Field Goals

By Wofford.....Nov. 15 (42 vs. Allen)
 By Opponent.....Dec. 12, 1994 (42 at ETSU)

Made 35+ Field Goals

By Wofford.....Feb. 10, 2014 (38 vs. Hiwassee)
 By Opponent.....Jan. 12, 2008 (36 vs. Davidson)

Made Fewer Than 15 Field Goals

By Wofford.....Dec. 22, 2014 (11 at West Virginia)
 By Opponent.....Nov. 21, 2014 (9 at Fairfield)

Attempted 70+ Field Goals

By Wofford.....Nov. 27, 2010 (73 at Xavier)
 By Opponent.....Nov. 16, 2006 (70 vs. Union (Ky.))

Attempted Fewer Than 40 Field Goals

By Wofford.....March 8, 2015 (38 vs. Western Carolina)
 By Opponent.....Nov. 29, 2014 (32 at William & Mary)

Shot Over 60 Percent From the Field

By Wofford.....Nov. 15, 2016 (62.7%, 42-62, vs. Allen)
 By Opponent.....Nov. 29, 2014 (65.6%, 21-32, at William & Mary)

Shot Less Than 30 Percent From the Field

By Wofford.....Dec. 22, 2014 (26.8%, 11-41 at West Virginia)
 By Opponent.....Jan. 17, 2015 (27.8%, 15-54, vs. Western Carolina)

Made 15+ 3-Pointers

By Wofford.....Nov. 15, 2016 (17 vs. Allen)
 By Opponent.....Dec. 30, 2010 (15 vs. Cornell)

Made 10+ 3-Pointers

By Wofford.....Nov. 29, 2016 (10 vs. Mars Hill)
 By Opponent.....Feb. 7, 2015 (10 at VMI)

Made 0 3-Pointers

By Wofford.....Feb. 2, 2002 (at VMI, 0-4)
 By Opponent.....N/A

Attempted 30+ 3-Point Field Goals

By Wofford.....Nov. 23, 2016 (31 vs. Kent State)
 By Opponent.....Feb. 23, 2011 (32 at Chattanooga)

Shot Over 70 Percent on 3-Pointers (min. 10 attempts)

By Wofford.....Dec. 18, 2010 (70%, 7-10, vs. High Point)
 By Opponent.....Dec. 30, 2010 (71.4%, 15-21, vs. Cornell)

Shot Over 60 Percent on 3-Pointers (min. 10 attempts)

By Wofford.....Nov. 15, 2016 (65.4%, 17-26, vs. Allen)
 By Opponent.....Jan. 15, 2015 (64.3%, 9-14, at The Citadel)

Shot Less Than 15 Percent on 3-Pointers

By Wofford.....Dec. 21, 2013 (13.3%, 2-15, at Winthrop)
 By Opponent.....Nov. 23, 2014 (4.2%, 1-24, vs. Sam Houston St.)

Shot Less Than 10 Percent on 3-Pointers

By Wofford.....March 20, 2014 (5.3%, 1-19, vs. Michigan)
 By Opponent.....Nov. 23, 2014 (4.2%, 1-24, vs. Sam Houston St.)

Made 30+ Free Throws

By Wofford.....March 7, 2010 (30 vs. Western Carolina)
 By Opponent.....Nov. 27, 2010 (30 at Xavier)

Made 0 Free Throws

By Wofford.....Feb. 6, 2012 (at Davidson)
 By Opponent.....Dec. 8, 2004 (vs. Toccoa Falls)

Attempted 40+ Free Throws

By Wofford.....Feb. 5, 2015 (43 at ETSU)
 By Opponent.....Nov. 27, 2010 (40, at Xavier)

Attempted 5 or Fewer Free Throws

By Wofford.....Nov. 23, 2016 (5 vs. Kent State)
 By Opponent.....March 14, 2012 (3 at Pittsburgh)

Shot 90% from the Free Throw Line

By Wofford.....Jan. 15, 2015 (92.3%, 12-13, at The Citadel)
 By Opponent.....Dec. 14, 2014 (92.3%, 12-13, at NC State)

Shot 100% from the Free Throw Line

By Wofford.....Nov. 15, 2016 (13-13, at LSU)
 By Opponent.....Nov. 19, 2011 (4-4, at Wisconsin)

Had 50+ Rebounds

By Wofford.....Nov. 24, 2010 (50 vs. Air Force)
 By Opponent.....Nov. 21, 2010 (52 vs. George Mason)

Had Fewer Than 20 Rebounds

By Wofford.....Dec. 30, 2012 (19 at Virginia)
 By Opponent.....Jan. 12, 2011 (19 at Georgia Southern)

Had 20+ Assists

By Wofford.....Nov. 15, 2016 (27 vs. Allen)
 By Opponent.....Feb. 26, 2015 (20 at Mercer)

Had Fewer Than 5 Assists

By Wofford.....Nov. 19, 2008 (4 at Clemson)
 By Opponent.....March 7, 2015 (4 vs. UNCG)

Had 10+ Blocks

By Wofford.....Nov. 13, 2007 (10 vs. Lees-McRae)
 By Opponent.....Nov. 21, 2013 (12 at Minnesota)

Had 0 Blocks

By Wofford.....Nov. 29, 2016 (vs. Mars Hill)
 By Opponent.....Jan. 29, 2015 (at UNCG)

Had 15+ Steals

By Wofford.....Dec. 17, 2008 (16 vs. Union (Ky.))
 By Opponent.....Jan. 28, 2006 (16 vs. Western Carolina)

Had 10+ Steals

By Wofford.....Jan. 5, 2015 (10 at Chattanooga)
 By Opponent.....Dec. 31, 2014 (10 at Duke)

Had 0 Steals

By Wofford.....N/A
 By Opponent.....March 9, 2014 (vs. Georgia Southern)

Committed 30+ Turnovers

By Wofford.....Jan. 14, 2004 (32 vs. Lynchburg)
 By Opponent.....Jan. 14, 2004 (31 vs. Lynchburg)

Committed 20+ Turnovers

By Wofford.....Dec. 22, 2014 (21 at West Virginia)
 By Opponent.....Feb. 10, 2014 (20 vs. Hiwassee)

Committed Fewer Than 5 Turnovers

By Wofford.....Feb. 21, 2015 (4 vs. The Citadel)
 By Opponent.....Dec. 21, 2011 (4 at High Point)

Committed 30+ Fouls

By Wofford.....Nov. 27, 2010 (30 at Xavier)
 By Opponent.....Jan. 16, 2010 (30 vs. Davidson)

Committed Fewer Than 10 Fouls

By Wofford.....March 1, 2014 (9 vs. UNCG)
 By Opponent.....March 20, 2014 (8 vs. Michigan)



THE LAST TIME...

A SINGLE PLAYER

SCORING

• **Scored 30+ points:**

WOF: 34, Fletcher Magee vs. VMI (02/08/16)
OPP: 36, Trey Suttles, Tennessee Wesleyan (1/19/16)

• **Scored 35+ points:**

WOF: 37, Noah Dahlman at Elon (12/4/10)
OPP: 36, Trey Suttles, Tennessee Wesleyan (1/19/16)

• **Scored 40+ points:**

WOF: 40, Ian Chadwick at Georgia Southern (1/2/01)
OPP: 41, Charles Garcia, Seattle (11/28/09)

• **Scored 20+ points off the bench:**

WOF: 20, Cameron Rundles, vs. Appalachian State (3/8/10)
OPP: 25, Drew Ferry, Cornell (12/30/10)

SHOOTING

• **A player had 10 or more field goals:**

WOF: 11, Justin Gordon, vs. Mercer (2/11/16)
OPP: 11, Mike Brown, Western Carolina (3/5/16)

• **A player made 10 or more free throws:**

WOF: 10, Justin Gordon, vs. Western Carolina (1/30/16)
OPP: 13, Torrion Brummitt, Western Carolina (3/5/16)

• **A player made five or more 3-point field goals:**

WOF: 9, Fletcher Magee vs. VMI (02/08/16)
OPP: 5, Geoff Beans (5-7), Furman (3/9/15)

REBOUNDING

• **Grabbed 15+ rebounds:**

WOF: 15, Lee Skinner at Chattanooga (1/11/14)
OPP: 15, Charles Mitchell, Georgia Tech (12/1/15)

• **Grabbed 20+ rebounds:**

WOF: 20, Howard Wilkerson at Appalachian St. (1/10/04)
OPP: 20, Travis Watson, Virginia (1/2/03)

MISCELLANEOUS

• **Had 5+ blocked shots:**

WOF: 5, Mike Lenzly vs. The Citadel (1/7/02)
OPP: 5, Justin Tuoyo, at Chattanooga (2/4/16)

• **Had 5+ steals:**

WOF: 5, Karl Cochran, at Chattanooga (01/05/15)
OPP: 5, David Williams, UNC Greensboro (12/2/10)

• **Had 10+ assists:**

WOF: 10, Eric Garcia vs. Mars Hill (11/29/16)
OPP: 12, Chris Wroblewski, Cornell (12/30/10)

• **Scored 20+ points and grabbed 20+ rebounds:**

WOF: Howard Wilkerson (29 pts, 20 reb) vs. Appalachian St. (1/10/04)
OPP: Travis Watson, Virginia (21 pts, 20 reb) (1/2/03)

• **Had a triple-double:**

WOF: Mike Lenzly (21 pts, 10 reb, 12 ast), Chattanooga (2/13/01)

MULTIPLE PLAYERS

SCORING

• **Two or more players scored 20+ points:**

WOF: Justin Gordon (25) and Fletcher Magee (21), vs. Mercer (2/11/16)
OPP: Mike Brown(34) and Torrion Brummitt (25), Western Carolina (3/5/16)

• **Three or more players scored 20+ points:**

WOF: Noah Dahlman (22), Jamar Diggs (24), Cameron Rundles (23) vs. Chatt (1/20/11)
OPP: Jamel McLean (22), Mark Lyons (25), Tu Holloway (28), Xavier (11/27/10)

• **Two or more players scored 25+ points:**

WOF: Mike Lenzly (27), Justin Stephens (26) vs. Ga. Southern (2/9/02)
OPP: Mark Lyons (25), Tu Holloway (28), Xavier (11/27/10)

• **Three or more players scored 25+ points:**

WOF: Greg O'Dell (31), Stephon Blanding (25), Steve Tomasovich (25) vs Pfeiffer (12/10/88)
OPP: Prior to 1988-89

• **Two or more players scored 30+ points:**

WOF: Twitty Carpenter (35), Don Fowler (31) vs. Erskine (2/23/57)
OPP: Tim Wallen (32), Bryan Therriault (30), Elon (1/10/94)

• **Five players scored in double figures:**

WOF: vs. The Citadel - Collins (23), Sawvell (16), Magee (15), Gordon (14), Neumann (10) (02/13/16)
OPP: LSU - Reath (23), Epps (17), Sims (13), Blakeney (10), Mays(10) (11/12/16)

• **Six players scored in double figures:**

WOF: vs. The Citadel - Johnson, Dahlman, Gibson, Nichols, Godzinski, Estep (3/1/08)
OPP: Western Carolina - King, Cole, Sumler, Mutombo, Boggs, Ross (3/3/12)

MISCELLANEOUS

• **Two players with a double-double:**

WOF: Ryan Sawvell (24 pts., 11 reb), Eric Garcia (12 pts., 10 ast) vs. Mars Hill (11/29/16)
OPP: Jamel McLean (22 pts, 12 reb), Kenny Frease (12 pts, 18 reb), Xavier (11/27/10)

• **Three players with a double-double:**

WOF: Howard Wilkerson (14 pts, 10 reb) Tyler Berg (18 pts, 14 rebs) & Drew Gibson (10 pts, 12 ast), vs. UNC Greensboro (1/30/06)

• **No free throw attempts in a half:**

WOF: First Half - Wofford at Colorado, Nov. 27, 2016



CAREER HIGHS:

Derrick Brooks

Points: 13, Florida National -- 12/06/14
Rebounds: 4, Furman -- 01/22/15; The Citadel -- 02/13/16
Assists: 6, vs. Allen - 11/15/16
Steals: 3, at VMI -- 01/05/16; Samford -- 01/09/16
Blocks: 1, 6 times
FG made: 5, Florida National -- 12/06/14
FG attempts: 7, Florida National -- 12/06/14
3FG made: 1, 9 times
3FG attempts: 3, Tennessee Wesleyan -- 01/19/16
FT made: 5, The Citadel -- 02/13/16
FT attempts: 6, The Citadel -- 02/13/16

Fletcher Magee

Points: 34, VMI -- 02/08/16
Rebounds: 8, at ETSU -- 02/27/16
Assists: 5, Samford -- 01/09/16, vs. Kent State 11/23/16
Steals: 2, at Austin Peay -- 12/22/15
Blocks: 1, 4 times
FG made: 11, VMI -- 02/08/16
FG attempts: 18, vs. LSU 11/12/16
3FG made: 9, VMI -- 02/08/16
3FG attempts: 11, vs Western Carolina -- 03/05/16; at Austin Peay -- 12/22/15;
vs. Kent State 11/23/16
FT made: 8, vs. Allen 11/15/16
FT attempts: 9, vs. Allen 11/15/16

Donovan Theme-Love

Points: 7, vs. Allen 11/15/16
Rebounds: 5, vs. Allen 11/15/16
Assists: 6, vs. Allen - 11/15/16
Steals: 2 vs. Mars Hill 11/15/16
Blocks: N/A
FG made: 2, vs. Allen - 11/15/16
FG attempts: 2, vs. Allen - 11/15/16; 2 vs. Bradley 11/22/16; vs. Mars Hill
11/29/16
3FG made: 1, vs. Allen - 11/15/16. 1 vs. Colorado 11/27/16
3FG attempts: 2, at LSU 11/12/16
FT made: 2, vs. Allen 11/15/16
FT attempts: 2, vs. Allen 11/15/16; 2 vs. Bradley 11/22/16

Eric Garcia

Points: 21, at Mercer -- 01/16/16
Rebounds: 5, 6 times
Assists: 11, The Citadel -- 02/13/16
Steals: 3, Presbyterian -- 12/03/14
Blocks: 1, Florida National -- 12/06/14
FG made: 7, at Mercer -- 01/16/16; vs The
Citadel -- 03/08/14
FG attempts: 13, vs Western Carolina --
03/05/16
3FG made: 4, 6 times
3FG attempts: 8, vs Western Carolina --
03/05/16; at Mizzou -- 11/13/15
FT made: 10, Coastal Carolina -- 12/14/15
FT attempts: 11, at Samford -- 01/03/15

Bobby Perez

Points: 13, Florida National -- 12/06/14
Rebounds: 4, Furman -- 01/22/15; The Citadel
-- 02/13/16
Assists: 5, VMI -- 02/08/16; at Austin Peay --
12/22/15
Steals: 3, at VMI -- 01/05/16; Samford --
01/09/16
Blocks: 1, 5 times
FG made: 5, Florida National -- 12/06/14
FG attempts: 7, Florida National -- 12/06/14
3FG made: 1, 8 times
3FG attempts: 3, Tennessee Wesleyan --
01/19/16
FT made: 5, The Citadel -- 02/13/16
FT attempts: 6, The Citadel -- 02/13/16

Nathan Hoover

Points: 18 points, at LSU 11/12/16
Rebounds: 3, vs. Allen 11/15/16
Assists: 1, four times
Steals:
Blocks: 1, vs. Allen 11/15/16
FG made: 5 vs. LSU 11/12/16
FG attempts: 11 vs. LSU 11/12/16
3FG made: 4 vs. LSU 11/12/16
3FG attempts: 6, three times
FT made: 4 vs. LSU 11/12/16
FT attempts: 4 vs. LSU 11/12/16



CAREER HIGHS:**Trevor Stumpe**

Points: 13, Florida National -- 12/06/14
 Rebounds: 4, Furman -- 01/22/15; The Citadel -- 02/13/16
 Assists: 5, VMI -- 02/08/16; at Austin Peay -- 12/22/15
 Steals: 3, at VMI -- 01/05/16; Samford -- 01/09/16
 Blocks: 1, 5 times
 FG made: 5, Florida National -- 12/06/14
 FG attempts: 7, Florida National -- 12/06/14
 3FG made: 1, 9 times
 3FG attempts: 3, Tennessee Wesleyan -- 01/19/16
 FT made: 5, The Citadel -- 02/13/16
 FT attempts: 6, The Citadel -- 02/13/16

Jaylen Allen

Points: 16, Presbyterian -- 12/03/14
 Rebounds: 5, five times
 Assists: 3, 5 times
 Steals: 5, Furman -- 02/20/14
 Blocks: 1, eight times
 FG made: 6, at North Carolina - 11/18/15; Presbyterian -- 12/03/14
 FG attempts: 12, at North Carolina - 11/18/15; at Harvard -- 12/31/15
 3FG made: 4, two times
 3FG attempts: 8, at West Virginia - 12/22/14
 FT made: 2 vs. Vermont 11/21/16; 2 vs. Bradley 11/22/16
 FT Attempts: 3 vs. Bradley 11/22/16

Justin Tucker

Points: 11, vs. Allen 11/15/16
 Rebounds: 5, vs. LSU 11/12/16
 Assists: 1, vs. Allen 11/15/16
 Steals: 1, vs. Allen 11/15/16 / 1 vs. Colorado 11/27/16
 Blocks: N/A
 FG made: 4, vs. Allen 11/15/16
 FG attempts: 6, two times
 3FG made: N/A
 3FG attempts: N/A
 FT made: 3, vs. Allen 11/15/16; 3 vs. Mars Hill 11/29/16
 FT attempts: 6, vs. Mars Hill 11/29/16

Kevon Tucker

Points: 2, vs. Allen 11/15/16
 Rebounds: 1, vs. Allen 11/15/16
 Assists: 1, vs. Allen 11/15/16
 Steals: N/A
 Blocks: N/A
 FG made: 1, vs. Allen 11/15/16
 FG attempts: 3, vs. Allen 11/15/16
 3FG made: N/A
 3FG attempts: 2, vs. Allen 11/15/16
 FT made: N/A
 FT attempts: N/A

Cameron Jackson

Points: 20, vs. Vermont 11/21/16
 Rebounds: 8, at LSU 11/12/16
 Assists: 3, at Colorado 11/27/16
 Steals: 2, 5 times
 Blocks: 4, Furman -- 01/22/15
 FG made: 8, vs. Vermont -- 11/21/16
 FG attempts: 11, at LSU -- 11/12/16
 3FG attempts: 1, at Vanderbilt -- 12/19/15
 FT made: 4, vs. Vermont -- 11/21/16
 FT attempts: 5, vs. Vermont -- 11/21/16

Ryan Sawvell

Points: 24, vs. Mars Hill - 11/29/16
 Rebounds: 11, vs. Mars Hill - 11/29/16
 Assists: 3, four times
 Steals: 1, six times
 Blocks: 2, Tennessee Wesleyan -- 01/19/16
 FG made: 9, vs. Mars Hill 11/29/16
 FG attempts: 13, vs. Mars Hill 11/29/16
 3FG made: 2, vs. Kent State -- 11/23/16
 3FG attempts: 3, vs. Kent State -- 11/23/16
 FT made: 6, at VMI -- 01/05/16
 FT attempts: 7, at The Citadel -- 01/14/16



CAREER HIGHS:

Eric Wagenlander

Points: 3, Tennessee Wesleyan -- 01/19/16; Hiwassee -- 02/10/14; at Vanderbilt -- 12/19/15
Rebounds: 2, Western Carolina -- 01/30/16
Assists: 2, Johnson & Wales -- 11/30/13
Steals: N/A
Blocks: N/A
FG made: 1, Tennessee Wesleyan -- 01/19/16; Hiwassee -- 02/10/14; at Vanderbilt -- 12/19/15
FG attempts: 4, Hiwassee -- 02/10/14
3FG made: 1, Tennessee Wesleyan -- 01/19/16; Hiwassee -- 02/10/14; at Vanderbilt -- 12/19/15
3FG attempts: 4, Hiwassee -- 02/10/14
3 FG attempts: 2, vs. Allen 11/15/16

Matthew Pegram

Points: 8, four times
Rebounds: 5, vs. Kent State 11/23/16
Assists: 2, Kentucky Christian 12/03/15
Steals: 1, five times
Blocks: 3, UMES 11/21/15
FG made: 4, vs. Allen 11/15/16; 4 vs. Bradley 11/22/16
FG attempts: 8, at Columbia 11/24/15
FT made: 2, 6 times
FT attempts: 3, Kentucky Christian 12/03/15

Dishon Lowery

Points: 7, vs. Allen 11/15/16
Rebounds: 8, vs. Allen 11/15/16
Assists: 1, vs. Allen, 1 vs. Mars Hill
Steals: 1 vs. Allen 11/15/16, 1 vs. Colorado 11/27/16, 1 vs. Mars Hill 11/29/16
Blocks: 3, vs. Allen 11/15/16
FG made: 3, vs. Allen 11/15/16
FG attempts: 3, vs. Allen 11/15/16
FT made: 2, vs. Allen 11/15/16
FT attempts: 2, vs. Allen 11/15/16



CAREER SUPERLATIVES- ACTIVE PLAYERS

DOUBLE-DOUBLES

ERIC GARCIA(1)
12 points, 10 assists vs. Mars Hill (11/29/16)

RYAN SAWVELL(1)
24 points, 11 rebounds vs. Mars Hill (11/29/16)

10+ REBOUNDS

RYAN SAWVELL (1)
11 vs. Mars Hill (11/29/16)

20+ POINTS

FLETCHER MAGEE (7)
23 points vs. Western Carolina (3/5/16)
22 points at ETSU (2/27/16)
22 points at Western Carolina (2/25/16)
21 points vs. Mercer (2/11/16)
34 points vs. VMI (2/8/16)
27 points at Austin Peay (12/22/15)
22 points at Missouri (11/13/15)

ERIC GARCIA(1)
21 points at Mercer (1/16/16)

CAMERON JACKSON (1)
20 points vs. Vermont (11/21/16)

RYAN SAWVELL (1)
24 points vs. Mars Hill (11/29/16)

10+ FIELD GOALS

FLETCHER MAGEE (1)
11-13 FG vs. VMI (2/8/16)

10+ FREE THROWS

ERIC GARCIA (1)
10-10 FT vs.Coastal Carolina (12/14/15)

5+ 3-POINT FIELD GOALS

FLETCHER MAGEE
6-11 3FG vs. W. Carolina (3/5/16)
6-8 3FG at W. Carolina (2/5/16)
9-10 3FG vs. VMI (2/8/16)
5-10 3FG vs. Chattanooga(1/11/16)
7-11 3FG at Austin Peay (12/22/15)
5-9 3FG at Missouri (11/13/15)

5+ ASSISTS

ERIC GARCIA (27)
10 assists vs. Mars Hill (11/29/16)
8 assists at Colorado (11/27/16)
5 assists vs Western Carolina (03/05/16)
7 assists at Western Carolina (02/25/16)
5 assists vs FURMAN (02/20/16)
5 assists at UNCG (02/15/16)
11 assists vs THE CITADEL (02/13/16)
5 assists vs MERCER (02/11/16)
5 assists vs VMI (02/08/16)
6 assists at Samford (02/06/16)
9 assists vs WESTERN CAROLINA (01/30/16)
5 assists vs ETSU (01/28/16)
5 assists at Furman (01/23/16)
7 assists vs TENNESSEE WESLEYAN (01/19/16)
9 assists at Mercer (01/16/16)
5 assists vs CHATTANOOGA (01/11/16)
6 assists vs SAMFORD (01/09/16)
6 assists at Harvard (12/31/15)
7 assists vs KENTUCKY CHRISTIAN (12/03/15)
5 assists at Chattanooga (01/05/15)
5 assists at Samford (01/03/15)
7 assists vs. Presbyterian (12/3/14)
6 assists at Fairfield (11/21/14)
5 assists vs. Iona (11/18/14)
5 assists at Davidson (2/22/14)
6 assists vs. Furman (2/20/14)
6 assists vs. Hiawassee (2/10/14)

FLETCHER MAGEE (2)
5 assists vs. Kent State (11/23/16)
5 assists vs SAMFORD (01/09/16)

5+ STEALS

JAYLEN ALLEN (1)
5 steals vs. Furman (2/20/14)



THE JERRY RICHARDSON INDOOR STADIUM

JERRY RICHARDSON INDOOR STADIUM

• Wofford College announced on Nov. 17, 2014, its plans to build the Jerry Richardson Indoor Stadium to house a new basketball/volleyball arena, locker rooms and other facilities. The facility will be adjacent to the north end of Gibbs Stadium, where the Terriers play football. Wofford alumnus and trustee **Jerry Richardson '59** provided the gift to fund the 92,000-square-foot facility that will include a 3,400-seat basketball arena and a 500-seat volleyball competition venue. The facility will replace Benjamin Johnson Arena, which will continue to be used as a first-rate facility for intramural and campus recreational activities. Construction on the new facility begins in the fall of 2015 with the opening date slated for September 2017. A groundbreaking ceremony was held Tuesday, October 20, 2015.




Wofford alumnus and trustee Jerry Richardson '59 alongside his wife, Rosalind, and the Wofford men's basketball team at the groundbreaking ceremony.



Mr. Richardson leads in the official groundbreaking, which took place October 20.



Head coach Mike Young speaks at the groundbreaking ceremony.



The
JERRY RICHARDSON
Indoor Stadium
Opening in Fall 2017



SoCon CHAMPIONS 2009-10, 2010-11, 2014-15
SoCon TOURNAMENT CHAMPIONS 2010, 2011, 2014, 2015



NCAA TOURNAMENT 2010, 2011, 2014, 2015
WOFFORD MEN'S BASKETBALL • WOFFORDTERRIERS.COM

TV/RADIO CHART



0 **DISHON LOWERY**
FR • F • 6-6 • 240
PEACHTREE CITY, GA.
MCINTOSH HS



1 **DERRICK BROOKS**
JR • G • 6-4 • 195
HINESVILLE, GA.
BARTOW (FL.)




2 **MICHAEL MANNING JR**
FR • F/C • 6-8 • 195
MEMPHIS, TN.
LAUSANNE COLLEGE



3 **FLETCHER MAGEE**
SO • G • 6-4 • 195
ORLANDO, FLA.
THE FIRST ACADEMY



4 **DONOVAN THEME-LOVE**
FR • G • 6-1 • 185
PROVIDENCE, R.I.
NEW HAMPTON SCHOOL



5 **ERIC GARCIA**
SR • G • 6-0 • 185
AURORA, COLO.
GRANDVIEW HS




10 **NATHAN HOOVER**
FR • G • 6-4 • 180
MEMPHIS, TN.
ARLINGTON HS



11 **BOBBY PEREZ**
JR • G • 5-11 • 165
ATLANTA, GA.
MARIST HS



15 **TREVOR STUMPE**
SO • G • 6-5 • 200
PLAINFIELD, ILL.
PLAINFIELD NORTH H



20 **JAYLEN ALLEN**
SR • G • 6-3 • 185
JOHNSON CITY, TENN.
CHRIST SCHOOL (N.)



23 **JUSTIN TUCKER**
FR • F • 6-7 • 218
ORLANDO, FL.
DR. PHILLIPS



24 **KEVON TUCKER**
FR • G • 6-4 • 200
DACULA, GA.
DACULA, HS



33 **CAMERON JACKSON**
SO • F • 6-8 • 235
WINCHESTER, VA.
JOHN HANDLEY HS



35 **RYAN SAWVELL**
R-SR • F • 6-8 • 215
MUNDELEIN, IL.
EVANSVILLE / MUNDELEIN HS



40 **ERIC WAGENLANDER**
SR • G • 6-2 • 180
MT. PLEASANT, S.C.
WANDO HS



50 **MATTHEW PEGRAM**
SO • C • 6-11 • 240
MT. PLEASANT, S.C.
WANDO HS



HEAD COACH
MIKE YOUNG
15TH SEASON
EMORY & HENRY '86



ASSOCIATE HEAD COACH
DUSTIN KERNS
SEVENTH SEASON
CLEMSON '02



ASSISTANT COACH
TIM JOHNSON
FOURTH SEASON
WOFFORD '11



ASSISTANT COACH
KEVIN GILTNER
FOURTH SEASON
WOFFORD '12



DIRECTOR OF OPERATIONS
DREW GIBSON
THIRD SEASON
WOFFORD '08

SoCON CHAMPIONS 2009-10, 2010-11, 2014-15
SoCON TOURNAMENT CHAMPIONS 2010, 2011, 2014, 2015



NCAA TOURNAMENT 2010, 2011, 2014, 2015
WOFFORD MEN'S BASKETBALL • WOFFORDTERRIERS.COM