



CONTACT: Amy (Woodruff) LaBrie, Associate Communications Director
 O: (305) 284-3241 | C: (813) 410-1194
 LaBrie@miami.edu | @CanesHoops

2015-16 SCHEDULE

DATE	OPPONENT	RADIO	TV	TIME
Nov. 13	UT Rio Grande Valley	\$ ESPN3	W, 86-59	
Nov. 16	Louisiana	^ RSN	W, 93-77	
Puerto Rico Tip-Off				
Nov. 19	vs. Mississippi State	^ ESPN2	W, 105-79	
Nov. 20	vs. No. 16 Utah	\$ ESPNU	W, 90-66	
Nov. 22	vs. No. 22/20 Butler	\$ ESPN2	W, 85-75	
Nov. 27	[15/19] Northeastern	^ ESPN3	L, 77-78	
Dec. 1	[21] at Nebraska	^ ESPNU	W, 77-72OT	
Dec. 5	[21] Charlotte	\$ ESPN3	W, 88-60	
Dec. 8	[17/20] RV Florida	^ ESPN2	W, 66-55	
Dec. 19	[15/19] Co. of Charleston	^ FS South	W, 85-63	
Dec. 22	[13/16] at La Salle	^ CBS SN	W, 95-49	
Dec. 29	[13/15] Princeton	^ ESPN3	W, 76-64	
Jan. 2	[13/15] Syracuse	\$ ACCN	W, 64-51	
Jan. 9	[12/11] Florida State	\$ ESPN2	W, 72-59	
Jan. 12	[8/9] at #13/11 Virginia	\$ ESPNU	L, 58-66	
Jan. 16	[8/9] at Clemson	\$ ACCN	L, 65-76	
Jan. 20	[15/14] at Boston College	\$ RSN	W, 67-53	
Jan. 23	[15/14] Wake Forest	\$ ACCN	W, 77-63	
Jan. 25	No. 20/12 Duke	\$ ESPN	7 p.m.	
Jan. 30	at NC State	\$ ACCN	3 p.m.	
Feb. 3	Notre Dame	\$ ESPN2	7 p.m.	
Feb. 7	at Georgia Tech	\$ ESPNU	1 p.m.	
Feb. 9	/20 Pittsburgh	^ ESPNU	7 p.m.	
Feb. 14	at Florida State	\$ ESPNU	6:30 p.m.	
Feb. 17	Virginia Tech	\$ RSN	9 p.m.	
Feb. 20	at No. 2 North Carolina	\$ CBS	1 p.m.	
Feb. 22	No. 13 Virginia	\$ ESPN	7 p.m.	
Feb. 27	No. 17/16 Louisville	^ ACCN	2 p.m.	
March 2	at Notre Dame	\$ ESPN2	7 p.m.	
March 5	at Virginia Tech	\$ ACCN	4 p.m.	

ACC Tournament, Washington, D.C.

March 8-12 ESPN/E2/EU

Game times listed in ET and subject to change.

Home games played in the BankUnited Center

[] Miami's AP / USA TODAY ranking

RSN - Regional Sports Network ACCN - ACC Network

\$ 560 WQAM Radio ^ WHIM 1080 Radio

All ACC games on ESPN will also be available on WatchESPN

All ACC games on ACCN or RSN will also be available on ESPN3

MIAMI HISTORY & RECORDS

The Canes' stats, notes and almanac are online at:
<http://gocan.es/mbbnotes>.



15/14 MIAMI

HURRICANES
 15-3 (4-2)

LEADERS

Points per Game

Sheldon McClellan, 16.0
 Ja'Quan Newton, 11.8

Rebounds per Game

Tonye Jekiri, 10.0

Assists per Game

Angel Rodriguez, 3.6

20/12 DUKE

BLUE DEVILS
 15-5 (4-3)

LEADERS

Points per Game

Grayson Allen, 20.5
 Brandon Ingram, 17.1

Rebounds per Game

Marshall Plumlee, 8.0

Assists per Game

Grayson Allen, 3.8

SETTING THE SCENE

Jan. 25, 2016 | 7 p.m.

BankUnited Center | Coral Gables, Fla.

TV: ESPN Big Monday

Radio: 560 WQAM | Sirius 84 | XM 84

Web: ESPN3

Coach Jim Larrañaga ranks in the top 60 on the list of winningest coaches all-time, and top 15 amongst active coaches vs. major schools. After leading Miami to the 2013 NCAA Sweet 16 and winning the school's first ACC regular season and tournament championships, Larrañaga was honored as the AP, Naismith, USBWA Henry Iba, Adolph Rupp Cup and ACC Coach of the Year.



THE GAME

No. 15/14 Miami hosts No. 20/12 Duke at the BankUnited Center Monday at 7 p.m.

THE BROADCASTS

Catch the game on ESPN with Sean McDonough and Dick Vitale on the call. Also check out the game on 560 WQAM radio with Joe Zagacki, the Voice of the Hurricanes.

THE COACH

Head coach Jim Larrañaga has a 576-386 overall record in his 32nd season as a head coach. He is 106-52 in his fifth season at the University of Miami, with a 45-31 mark in ACC play.

THE POLLS (as of Jan. 21)

AP: Miami - 15, Duke - 20

KenPom.com: Miami - 12, Duke - 19

USA TODAY: Miami - 14, Duke - 12

NCAA RPI: Miami - 17, Duke - 31

THE WEATHER

Game day temperatures: Coral Gables - 73/66; Durham, N.C. - 48/33.

THE SERIES

Miami is 5-17 in the all-time series against Duke, which dates back to the 1962-63 season. The Canes are 3-7 at home against the Blue Devils, 2-8 on the road and 0-2 at neutral sites. Under Coach L, Miami is 3-2 against Duke, 1-1 at home and 2-1 on the road. Miami won the last matchup with Duke, defeating the Blue Devils, 90-74, on Jan. 13, 2015 at the Cameron Indoor Stadium.

Since Coach L's arrival at Miami in 2011-12 ...

* Miami is one of two teams in the country to beat Duke three-or-more times (Notre Dame four times).

* Duke has five losses by 16-plus - two of them are to Miami.

* Duke is 2-5 when allowing its opponent to score 90 points. Miami has two of those victories: 90-63 on Jan. 23, 2013 at Miami, and 90-74 on Jan. 13, 2015 at Duke.

* Miami (3) and Notre Dame (4) are the only ACC schools with three-or-more wins over Duke and one of seven ACC schools with multiple wins over the Blue Devils.

* Miami (3-2) and Notre Dame (4-1) are the only ACC schools with a winning record over Duke after playing multiple games.

CANES IN THE POLLS IN 2015-16

	AP	USA TODAY	NCAA RPI
Preseason	RV (48)	RV (11)	
11/16	RV (37)	RV (2)	
11/23	15	19	
11/30	21	21	
12/7	17	20	36
12/14	15	19	33
12/21	13	16	16
12/28	13	15	16
1/4	12	11	15
1/11	8	9	15
1/18	15	14	17
1/25			

2015-16 ROSTER

NAME	YR.	POS.	HT.	WT.	HOMETOWN PREVIOUS SCHOOL (S)
0 Ja'Quan Newton	So.	G	6-2	180	Philadelphia, Pa. / Neumann-Goretti HS
Knack for getting into the lane off the dribble ... Improved defensively over the summer ... Reserve point guard.					
3 Anthony Lawrence, Jr.	Fr.	G	6-7	210	St. Petersburg, Fla. / Lakewood Senior
Athletic and can attack the basket with authority ... Son of a high school coach ... PG in high school, small forward at Miami.					
5 Davon Reed	Jr.	G	6-6	210	Ewing, N.J. / Princeton Day School (N.J.)
2015 NIT All-Tournament Team ... Can knock down a three or take it to the rim with authority ... Guards multiple positions.					
10 Sheldon McClellan	RSr.	G	6-5	200	Houston, Texas / Texas / Bellaire
Jerry West Award, Naismith Trophy and Robertson Trophy watch lists ... 2015 NIT All-Tournament Team ... 2015 ACSMA All-ACC H.M.					
12 James Palmer	So.	G	6-5	202	Washington, D.C. / St. John's College HS
Can play positions 1-4 ... Good pull-up jumper and can make 3-pointers ... Knocked down 5-of-5 3-point attempts at Virginia Tech in 2015.					
13 Angel Rodriguez	RSr.	G	5-11	185	Cupey, P.R. / Kansas State / Dr. Krop HS
Puerto Rico Tip-Off MVP ... 2015 ACSMA All-ACC H.M. ... Floor general ... Vocal and physical leader.					
15 Ebuka Izundu	Fr.	C	6-10	210	Charlotte, N.C. / Victory Christian Center / Nigeria
6-foot-10-inches tall, with 7-3 wingspan ... Great touch around the basket ... Moved to U.S. in 2013 to pursue basketball career.					
20 Mike Robinson	Fr.	G	5-10	170	New Britain, Conn. / New Britain HS
Team's student manager turned walk on ... Played basketball, football and was on track team in high school ... Good quickness.					
21 Kamari Murphy	RJr.	F	6-8	220	Brooklyn, N.Y. / Oklahoma State / IMG / Lincoln HS
Explosive athlete with pogo-stick type hops ... Takes pride in defense ... Can guard positions 1-5 ... Great straight-line driver.					
23 Tonye Jekiri	Sr.	C	7-0	248	Hialeah, Fla. / Champagnat Catholic School / Nigeria
ACC Player of the Week, Nov. 23 ... Led league with 10.9 rebounds in ACC games and 9.9 rpg in all games, 2015 ... ACC All-Defensive Team.					
33 Ivan Cruz Uceda	Sr.	F	6-10	217	Madrid, Spain / Harcum College (Pa.)
Transformed body losing 20 pounds and dropping body fat from 24% to 9% in summer of 2015 ... Inside-outside player ... Great shooter.					
35 Chris Stowell	So.	F	6-6	190	Exeter, N.H. / Tilton School (N.H.) / Exeter HS
Walk on with good athleticism ... Continuously improving his strength ... Speaks English, Spanish, some Italian, Russian, Chinese & Hebrew.					

REDSHIRT (Will sit 2015-16 season after transferring from San Jose State)

1 Rashad Muhammad*	Jr.	G	6-6	160	Las Vegas, Nev. / San Jose State / Bishop Gorman HS
Big-time scorer with deep range ... Led SJSU in scoring two-straight seasons, 13.9 ppg as a sophomore and 13.2 ppg as a rookie.					

LARRAÑAGA BY THE NUMBERS

5 - Coach Jim Larrañaga is one of five ACC coaches with a Final Four appearance to his credit. In 2006, Larrañaga became the first coach at a mid-major school to take his team to the NCAA Final Four in 27 years.

6 - In 31 years of coaching, Jim Larrañaga has a winning record in the NCAA Tournament, a 7-5 mark in six appearances.

7 - Larrañaga is no stranger to the ACC. In his seven seasons as an assistant coach at Virginia, the Cavaliers participated in the NCAA Final Four in 1981 and 1984, won three ACC Championships and finished in the Top 5 of the rankings.

10 - The 2015-16 marks the 10th anniversary of Larrañaga's Cinderella run to the 2006 NCAA Final Four with George Mason. Both associate head coach Chris Caputo and director of operations James Johnson were on that GMU staff.

15 - Larrañaga has made 15 postseason appearances in the past 26 years, including six NCAA tournaments.

32 - Larrañaga is in his 32nd year as a head coach and has successfully transitioned three institutions into successful programs: Miami, Bowling Green and George Mason.

500 - Coach L is one of five ACC coaches with 500 or more wins.

LARRAÑAGA - WHY MIAMI?

Along with returning to the best basketball conference in the country, Coach L had a few personal reasons for accepting the head coaching job at Miami. Coach's grandfather was from Cuba, where he produced the Larrañaga [lare-en-YAH-ga] cigar. Coach's father was raised in Key West before moving to The Bronx, N.Y., getting married and raising six children. Coach L was raised in The Bronx, but vacationed to Florida as a boy. He also has owned a house in Sarasota - which he bought from Dick Vitale's daughter - and three of his siblings have retired to Florida.

LAST TIME OUT - #15/14 MIAMI 77, WAKE FOREST 63

Ja'Quan Newton scored 18 points and No. 15 Miami overcame a flurry of misses in the paint to beat Wake Forest 77-63 on Saturday. Miami missed 11 layups and two dunks but pulled away by clamping down defensively and making 14 of 15 free throws in the final 10 minutes. The Hurricanes (15-3, 4-2) won despite shooting only 36 percent. Wake Forest (10-9, 1-6) shot 39 percent and lost its fourth straight. While the Hurricanes struggled inside, they shot 24 for 28 (86 percent) from the free throw line, outscoring the Demon Deacons there by 13 points. Sheldon McClellan had 14 points, six rebounds, five assists and three steals for Miami. Backcourt mate Angel Rodriguez added 14 points and five steals. Newton played only 25 minutes. But his jumper with 9:36 left put the Hurricanes ahead to stay, 50-48, and his three-point play during a 9-0 run helped Miami surge to a 65-51 lead. Devin Thomas had 12 points and nine rebounds for Wake Forest. Bryant Crawford had 12 points and six assists, but also had six of the Deacons' 16 turnovers. The Hurricanes held their largest lead of the first half at 31-20 before Wake Forest outscored them 13-4 in the final 3 1/2 minutes to trail only 35-33 at halftime.

Notes: Miami's 12 steals tied a season-high, set previously against Syracuse on Jan. 2 ... It was the seventh time in Miami's 10 home games this season that the Hurricanes trailed for fewer than 5 minutes. Out of 400 minutes played at home this season, Miami has trailed for only 73 minutes, 4 seconds, or 18 percent of the time ... The seven-game home winning streak is Miami's second-longest under coach Jim Larrañaga. Miami won 13 straight at home from Nov. 9, 2012 through Feb. 27, 2013 ... Miami improved to 34-3 under coach Jim Larrañaga when scoring at least 72 points at home, and 60-5 overall in that span when scoring at least 72 ... The 15-3 record matches Miami's best through 18 games since the 2001-02 season. The 2009-10 and 2012-13 teams also started 15-3 ... Miami has now won nine consecutive games that immediately precede the Hurricanes facing Duke. Miami plays host to Duke on Monday ... Miami pulled down 20 offensive rebounds, the most of the 2015-16 season. Previous high was 15 against UTRGV ... Angel Rodriguez is now one of only three active Division I players with at least 1,200 career points, 450 assists, 180 steals and 150 3-pointers. It was the 15th time in Angel Rodriguez's Miami career that he recorded at least three steals in a game. Miami is a perfect 15-0 in those games. Miami did not have a double-digit scorer until Angel Rodriguez's layup with 8:57 remaining. The Hurricanes had eight players in the scoring column at that point, six of them with at least six points.

PRONUNCIATIONS

Players	
33 Ivan Cruz Uceda	E-von Cruise Ew-say-duh
15 Ebuka Izundu	E-boo-kuh E-zoon-do
23 Tonye Jekiri	Tahn-yay Jah-kEEr-EE
21 Kamari Murphy	Kuh-mar-EE
0 Ja'Quan Newton	Juh-Quan
5 Davon Reed	Day-von
35 Chris Stowell	Stole

Coaches

Jim Larrañaga	LARE-uh-NAY-guh
Chris Caputo	Ca-poo-toe

Locations

Cupey, P.R.	kew-pay
Champagnat School	schomp-un-yaht

CLASS BREAKDOWN

Seniors	Ivan Cruz Uceda, Tonye Jekiri, Sheldon McClellan, Angel Rodriguez
Juniors	Kamari Murphy, Davon Reed, Rashad Muhammad (RS)
Sophomores	Ja'Quan Newton, James Palmer, Chris Stowell
Freshmen	Ebuka Izundu, Anthony Lawrence, Mike Robinson

GEOGRAPHIC BREAKDOWN

Nigeria	Tonye Jekiri Ebuka Izundu
Puerto Rico	Angel Rodriguez
Spain	Ivan Cruz Uceda
United States	
Connecticut	Mike Robinson
Florida	Anthony Lawrence, Jr.
Nevada	Rashad Muhammad
New Hampshire	Chris Stowell
New Jersey	Davon Reed
New York	Kamari Murphy
Pennsylvania	Ja'Quan Newton
Texas	Sheldon McClellan
Washington, D.C.	James Palmer

PRESEASON

October 2015

1. North Carolina	North Carolina	6-0	17-2
2. Virginia	Louisville	5-1	16-3
3. Duke	Pitt	5-2	16-3
4. Notre Dame	Notre Dame	5-2	14-5
5. Miami	Clemson	5-2	12-7
6. Florida State	Virginia Tech	4-2	12-7
7. Louisville	Miami	4-2	15-3
8. NC State	Virginia	3-3	14-4
9. Syracuse	Duke	4-3	15-5
10. Pitt	Syracuse	3-4	13-7
11. Wake Forest	Florida State	2-5	12-7
12. Clemson	Georgia Tech	1-5	11-8
13. Georgia Tech	NC State	1-6	11-9
14. Virginia Tech	Wake Forest	1-6	10-9
15. Boston College	Boston College	0-6	7-12

ACC RANKINGS

Jan. 23, 2016

SERIES VS. DUKE

Overall	Duke leads 17-5
Games at Miami	3-7
Games at Duke	2-8
Games on neutral courts	0-2
Current streak	Miami won 1
Last meeting	Jan. 13, 2015. W, 90-74
Last Miami win	Jan. 13, 2015. 90-74
Last Duke win	Jan. 22, 2014. 67-46
Larrañaga at UM vs. Duke	3-2
Larrañaga all-time vs. Duke	3-3

MIAMI AS A RANKED TEAM VS. OPPONENTS

Ranked by either or both polls

WHILE RANKED IN TOP 25 ALL-TIME

Overall	89-38
Overtime + 2OT	5-1
Single Overtime	4-1
Double Overtime	1-0

WHILE RANKED SINCE REBIRTH (1985-86)

Overall	71-32
Overtime + 2OT	3-1
Single Overtime	2-1
Double Overtime	1-0

WHILE RANKED SINCE JOINING ACC ('04-05)

Overall	41-18
Overtime + 2OT	1-1
Single Overtime	1-1
Double Overtime	0-0
In top 5	12-4
In top 15 (in at least one poll)	22-8

WHILE RANKED UNDER COACH L

Overall	30-11
Overtime + 2OT	1-0
Single Overtime	1-0
Double Overtime	0-0
In top 5	12-4
In top 15 (in at least one poll)	22-8

EYEING MILESTONES - UM RECORD BOOK

Career Blocks

1. Contantin Popa, 1991-95	263
7. Dennis Burns, 1985-89	123
8. Tonye Jekiri, 2012-p	116

Career Rebounds

8. Anthony King, 2003-08	824
9. Edwin Morris, 1955-58	787
10. Tonye Jekiri, 2012-p	781

20-POINT GAMES IN 2015-16

27 - Sheldon McClellan vs. #16 Utah, 11-20-15
24 - Sheldon McClellan vs. Florida, 12-8-15
22 - Sheldon McClellan vs. Syracuse, 1-2-16
21 - Sheldon McClellan vs. Florida State, 1-9-16
20 - Tonye Jekiri vs. #16 Utah, 11-20-15
20 - Ja'Quan Newton vs. Charleston, 12-19-15
20 - Ivan Cruz Uceda at La Salle, 12-22-15

DOUBLE-DOUBLES IN 2015-16

Tonye Jekiri
20p, 12r - vs #16 Utah, 11-20-15
12p, 12r - vs. #22/20 Butler, 11-22-15
10p, 14r - at La Salle, 12-22-15

THE SERIES BETWEEN MIAMI AND DUKE

Since the arrival of Jim Larrañaga at Miami, the Hurricanes have posted a 3-2 mark against Duke, earning three of UM's five all-time wins against the Blue Devils.

Miami has outscored Duke 380-357 in those five games. The Canes have made 46.1 percent (135-293) of their shots while the Blue Devils have hit only 40.4 percent (127-314). From distance, Miami is 34-93 (36.6%) and Duke is 38-123 (30.9%). The Canes have out-rebounded Duke 196-194 and scored more points in the paint (164-152).

5 games	Points	FG%	3FG%	Reb	Points in Paint
Miami	380	46.1	36.6	196	164
Duke	357	40.4	30.9	194	152

In wins over Duke, Miami averages 86.0 points per game, while in losses, the Canes average 61.0 points per game. A complete listing of Miami-Duke stats are on page 6 of the notes.

MIAMI VS. DUKE IN THE LARRAÑAGA ERA

Miami has posted a 7-5 combined record against Duke (3-2) and North Carolina (4-3). In the four years prior to Coach L, the Canes were 1-12 against Duke (1-6) and North Carolina (0-6).

Miami has the most lopsided win of any ACC team over Duke (27 points) and second-most lopsided wins over Boston College (27 points), North Carolina (26 points) and Florida State (24 points).

Miami has won eight ACC games by 20 or more points: Boston College (27, 22, 22 and 21), Duke (27), North Carolina (26), Florida State (24) and Virginia Tech (24).

McCLELLAN ONE OF TOP SHOOTING GUARDS IN THE NATION, TOP IN ACC

Senior guard Sheldon McClellan has posted the eighth-best shooting percentage (52.0%) in the country among guards, and has the top shooting percentage among guards in the ACC, according to stats on NCAA.org on Jan. 23. McClellan's 2-point shooting percentage is 59.6 percent this season.

McClellan is currently on three national player of the year early-season watch lists: Naismith Trophy Men's College Player of the Year, Oscar Robertson Trophy for Men's National Player of the Year and Jerry West Shooting Guard of the Year Award.

RODRIGUEZ AMONG THE BEST

Angel Rodriguez is now one of only three active Division I players with at least 1,200 career points, 450 assists, 180 steals and 150 3-pointers.

JEKIRI ON THE BOARDS

In 122 games at Miami, senior Tonye Jekiri has grabbed 781 rebounds, 10th-most in Miami history. He has improved his rebounds per game from 1.6 as a rookie to 10.0 as a senior. He also has grabbed double-digit rebounds in 33 games over the past two seasons (55 games played), after just three times in his first 67 outings.

Year	GP	RPG	High	10+	12+	15+	Year	GP	RPG	High	10+	12+
2015-16	18	10.0	17	12x	7x	1x	2013-14	33	5.5	13	3x	2x
2014-15	37	9.9	17	21x	12x	7x	2012-13	34	1.6	5	--	--

McCLELLAN IN THE SECOND HALF

Sheldon McClellan averages 6.8 points per game on 47.1 percent shooting from the field and 27.3 percent from long range in the first half of games, then improves to 9.3 points in the second stanza, hitting 60.3 percent from the field and 56.7 percent from distance.

After just 6.2 ppg on 40.7 percent shooting in the first half of ACC games, McClellan averages 11.6 ppg in the second, hitting 58.6 percent of his shots.

Half	PPG	FG%	3FG%	FT%	ACC: PPG	FG%	3FG%	FT%
1st	6.7	47.3	26.5	86.2	5.8	41.9	.091	80.0
2nd	9.3	57.1	53.1	88.7	11.3	51.4	40.0	89.7

CANES HAVE STINGY 3-POINT DEFENSE

In 10 of the last 11 games, Miami has held each of its opponents to less than 33.3 percent shooting per game from long range - holding them to a combined 24.0 percent mark in those 10 games - with Clemson's 43.8 percent the exception. In the first seven games, Miami averaged 41.4 percent 3-point defense. Opponents shot better than 32 percent from three in six of the first seven games. The Canes held in-state opponents Florida and Florida State to 8.3 percent and 10.5 percent from long range, respectively.

DEWAN HUELL NAMED 2016 McDONALD'S ALL-AMERICAN

Miami signee Devan Huell has been named a 2016 McDonald's All-American, as announced on ESPN Jan. 17. Huell will become the fourth McDonald's All-American to play at Miami, joining Darius Rice (2000 McDonald's All-American), Steve Edwards (1992) and Tito Horford (1985). Since the inception of the McDonald's All American Game in 1977, only 38 players have hailed from the state of Florida, 11 of which were from 'The State of Miami' - Broward, Dade and Palm Beach counties. Just six of those players have been from Dade County, the most recent before Huell being Corey Louis in 1994.

UM SINCE JOINING THE ACC IN 2004-05

Season	Overall	ACC	W-L	Rank/Seed	ACC T	ACC Post
2004-05	16-13	7-9	t6 / 6		0-1	NIT 0-1
2005-06	18-16	7-9	t7 / 8		1-1	NIT 2-1
2006-07	12-20	4-12	12 / 12		1-1	
2007-08	23-11	8-8	t5 / 5		1-1	NCAA 1-1
2008-09	19-13	7-9	t7 / 9		0-1	NIT 1-1
2009-10	20-13	4-12	12 / 12		2-1	
2010-11	21-15	6-10	9 / 9		1-1	NIT 2-1
2011-12	20-13	9-7	t4 / 6		1-1	NIT 1-1
2012-13	29-7	15-3	1 / 1		3-0	NCAA 2-1
2013-14	17-16	7-11	10 / 10		1-1	
2014-15	25-13	10-8	6 / 6		1-1	NIT 4-1
2015-16	15-3	4-2				

SINCE THE ARRIVAL OF COACH L IN 2011-12 ...

(only includes teams while in the ACC, not with previous conference affiliations)

(AS OF 2014-15 STATS)

- Miami won ACC regular season and ACC tournament championships in 2013.
- Miami has 29 overall road wins, the most in the conference, leading 28 from North Carolina and Virginia and 26 from Duke.
- Miami has posted a 7-5 combined record against Duke (3-2) and North Carolina (4-3).
- Miami has the fourth-most ACC wins (41) in league play, behind Duke (55), Virginia (52) and North Carolina (50).
- Miami has the fourth-most ACC road wins (19) in league play, behind Duke (24), North Carolina (23) and Virginia (21).
- Miami is tied for the fourth-most ACC home wins (22), behind Duke and Virginia (31), North Carolina (27) and tied with Florida State and NC State (22).
- Miami is one of four schools with six or more wins in the ACC Tournament: North Carolina 7, NC State 7, Miami 6, Florida State 6.
- Miami is one of six ACC schools with a winning record in the NCAA tournament: Duke, Louisville, Miami, North Carolina, NC State, Notre Dame.
- Miami's seeds in the ACC Tournament have been No. 1, No. 6 (2x) and No. 10.
- Miami is one of 10 ACC teams to make an NCAA tournament appearance.
- Miami played in the championship game of the NIT in 2015.
- One ACC Coach of the Year, one ACC Player of the Year, ACC Defensive Player of the Year, one ACC Tournament MVP, four ACC All-Tournament, one first-team All-ACC, one second-team All-ACC, three third-team All-ACC, five honorable mention All-ACC, one ACC All-Rookie Team and four ACC All-Defensive Team selections.
- Miami has the most lopsided win over Duke (27 points) and second-most lopsided wins over Boston College (27 points), North Carolina (26 points) and Florida State (24 points) of any ACC team.
- Miami has won eight ACC games by 20 or more points: Boston College (27, 22, 22 and 21), Duke (27), North Carolina (26), Florida State (24) and Virginia Tech (24).

IN THE FOUR YEARS PRIOR TO THE ARRIVAL OF COACH L (2007-11) ...

- Miami posted the ninth-most ACC wins (25) in the league, ahead of NC State (20), Virginia (21) and Georgia Tech (21).
- Miami recorded 83 overall wins, tied for sixth-most in the ACC.
- Miami's seeds in the ACC Tournament were No. 5, No. 9 (2x) and No. 12.
- Miami was 1-12 combined against Duke and UNC.
- Miami had one first-team All-ACC, one third-team All-ACC, one honorable mention All-ACC, one ACC All-Rookie Team and one ACC Tournament Team selection.

UM COMMUNICATIONS

MBB Contact	Amy (Woodruff) LaBrie
	Associate Director of Communications
Work/Cell	(305) 284-3241 / (813) 410-1194
E-mail	LaBrie@miami.edu
Ass't AD for Communications	Tom Symonds
Website	www.HurricaneSports.com

2015-16 UM QUICK FACTS

Location	Coral Gables, Fla.
Stadium	BankUnited Center
Press Row	305-284-2111
Capacity	7,972
Enrollment	16,188
Founded	1925
Colors	Orange, Green, White
Nickname	Hurricanes
Mascot	Sebastian the Ibis
Conference	Atlantic Coast
President	Dr. Julio Frenk
Director of Athletics	Blake James
Address	5821 San Amaro Drive Coral Gables, FL 33146

2014-15 Overall Record	25-13
Home/Away/Neutral	12-6 / 8-4 / 5-3
2014-15 ACC Record / Finish	10-8 / t-6th
Scholarship Players Returning / Lost	7 / 3
Newcomers	3

Head Coach	Jim Larrañaga
Alma Mater	Providence, 1971
Record at UM	106-52 / 5th season
Overall Record	576-386 / 32nd season

Chris Caputo	Westfield (Mass.) State, '02
Jamal Brunt	Randolph-Macon, '03
Adam Fisher	Penn State, '06, '09
James Johnson	Director of Operations
Jaime Vathielil	Assoc. Director of Operations
Jason Robey	Athletic Trainer
Steve Felde	Strength & Conditioning Coach

HISTORY

First Season of Basketball	1926
Overall All-Time Record	978-722
Year UM Joined ACC	2004-05
NCAA Appearances	Seven (6-7)
	1960, 1998, 1999, 2000, 2002, 2008, 2013
Last NCAA Appearance	L, 71-61
	Sweet 16 vs. Marquette, 2013
NIT Appearances	12 (11-12)
	1961, 1963, 1964, 1995, 1997,
	2001, 2005, 2006, 2009, 2011, 2015
Last NIT Appearance (2011)	L, 66-64 (ot)
	Championship vs. Stanford, 2015

COMMUNICATIONS POLICIES

All interview requests for assistant coaches or athletics department staff members must be approved and cleared by Amy (Woodruff) LaBrie in the UM Communications office. Credential requests are taken via e-mail to LaBrie (LaBrie@miami.edu). Any misuse of credentials will result in removal from the BankUnited Center and the permanent voiding of the credential. The UM locker room is closed at all times. For home games, Coach L and at least one Hurricane player will report to the media room for interviews following the opposing team's press conference.

RECAPPING MIAMI AT DUKE, JAN. 13, 2015

* With Miami's 16-point win at Cameron on Jan. 13, UM ended Duke's 41-game home winning streak, the longest active streak in Division I. The last team to defeat Duke at home was North Carolina on March 3, 2012, with an 18-point victory.

* Miami also snapped Duke's 19-game ACC home game winning streak.

* According to the Associated Press, Duke's loss to unranked Miami marked just the seventh home loss the Blue Devils have sustained in the last 242 games against unranked teams.

* Miami's 90 points scored against Duke are the most points scored by an unranked opponent in a regulation win in Cameron Indoor Stadium since NC State's 96 points on Feb. 23, 1983.

* Miami has dealt Duke its last two regular-season losses by 16-or-more points: 27 (90-63) on Jan. 23, 2013 at Miami, and 16 (90-74) on Jan. 13, 2015 at Duke.

* In a span of six days, Miami's men's and women's basketball teams both beat teams ranked No. 4 in the country with the men defeating Duke by 16 points, and the women taking down Notre Dame by 15 points.

With back-to-back wins over Duke by NC State and Miami ...

* Duke was beaten in back-to-back regular season games for the first time since 2009 (Feb. 11, 101-87 to UNC; Feb. 15, 80-74 to Boston College).

* Duke was defeated in back-to-back games by 12+ for the first time since 1995-96 (March 8, 82-69 to Maryland; March 14, 75-40 to Eastern Michigan).

* Coach K lost consecutive conference games by 12+ for the first time since 1982-83. That same season, Duke lost its last two games by 12+ points, including a 43-point loss in the ACC Tournament to No. 2 Virginia, where Coach Jim Larrañaga was an assistant coach.

Miami's 16-point win over Duke ...

* is the most lopsided loss an unranked visitor has handed to a ranked Duke team in the ACC era.

* is the third time in the past 25 years Duke has lost a home game by more than 16 points. The other two were 88-70 vs. UNC on March 3, 2012 and 77-60 vs. NC State on Jan. 18, 1995.

* is the Blue Devils' worst defeat since the 18-point loss to Louisville on March 31, 2013 in the NCAA Tournament.

* is the fifth-largest home margin of defeat of Coach K's Duke career. In 526 home games (as of Jan. 13, 2015), his worst home losses are: 24 to D. Smith ('83), 20 to D. Smith ('89), 18 to R. Williams ('12), 17 to Valvano ('83), 16 to Larrañaga ('15).

QUICK HITS

- Miami is 14-1 this season in games decided by 10-or-more points, and Coach L is 64-18 all-time at Miami in games decided by more than 10 points.

- Miami's bench has scored 25.8 points per game, including 50 against Mississippi State, 47 at La Salle, 39 vs. Charleston and 35 vs. Charlotte.

- The Canes have scored 32.9 points per game in the paint, including 50 paint points against Northeastern and La Salle, and 46 against Mississippi State.

- Miami is averaging 14.3 points off of turnovers, compared to 10.8 from opponents.

- Five Hurricanes are averaging at least 8.3 points per game.

- Five Canes pull down at least 3.0 rebounds per game.

- Six players are averaging at least 21.0 minutes per game.

- Nine of 10 scholarship players are shooting better than 40 percent from the field.

- Every scholarship Cane has scored 10+ points in at least one game.

WHAT'S TRENDING - INDIVIDUALLY

- Ja'Quan Newton has scored double-digit points in 14 games after only scoring 10+ in four games as a rookie. He has already scored 213 points as a sophomore, after tallying 135 points in 34 games a season ago. Newton has at least two assists in 12 games. He has knocked down at least one free throw in every game but at LaSalle.

- Davon Reed has a steal in five-straight games and six of the last seven outings. He has grabbed at least three rebounds in every game but two - vs. Charleston and at Clemson. He has hit three-or-more free throws in all but six games.

- Sheldon McClellan has scored 20+ points in four outings and 14+ points in 14 games. He has a steal in every game but two (vs. Charlotte and Princeton), and has shot better than 50 percent from the field in all but seven games. He has hit a free throw in every game and 4+ in 10 outings.

- James Palmer has an assist in eight of the last 11 games. He has two steals in two-straight outings.

- Angel Rodriguez has knocked down a 3-pointer in every game but five (La Salle, Syracuse, Florida State, Clemson and Boston College). He has scored in double digits in 12 games, and notched four-or-more assists in 10 outings. He has made a free throw in every game but the opener against UTRGV.

- Kamari Murphy has at least one block in 10 of the last 13 games. He has grabbed at least five rebounds in 11 of the past 13 outings.

- Tonye Jekiri has pulled down at least 10 rebounds in 12 games, including seven games with 12-or-more. He has 10+ rebounds in four of the last five outings. He has at least one block in three-straight games.

- Ivan Cruz Uceda has knocked down at least one 3-pointer in every game except three - at Nebraska, vs. Florida and at Boston College. He has hit multiple 3-pointers in nine games. He has a rebound in every game but two (Northeastern and Clemson).

FIRSTS UNDER JIM LARRAÑAGA AT MIAMI

First game: Nov. 11, 2011 vs. Tennessee Tech. W, 69-58.

First starting lineup: Malcolm Grant, Durand Scott, Garrius Adams, Erik Swoope, Kenny Kadji.

First opening tip: Miami - Kenny Kadji.

First UM FG: 18:38, Durand Scott, 3-pointer.

First lead: 18:38, 3-0.

First halftime score: Tennessee Tech 32, Miami 27.

First win: Nov. 11, 2011. Miami 69, Tennessee Tech 58.

Attendance at first game: 3,600.

First loss: Nov. 25, 2011 at Ole Miss, 64-61 (OT).

First road win: Dec. 22, 2011 at Charlotte, 76-61.

First ACC game: Jan. 7, 2012 at Virginia, L, 52-51.

First ACC win: Jan. 18, 2012 vs. Clemson, 76-73.

First ACC regular season title: 2012-13.

First NIT championship game appearance: April 2, 2015.

JIM LARRAÑAGA = PROGRAM CHANGER

In Coach L's Four Seasons at Miami ...

- ACC Regular Season and Tournament Championships
- .650 winning percentage
- Three 20-win seasons in four years
- Three postseason appearances with seven victories
- 15 ACC wins in 2013
- One All-American

Seven Seasons before Coach L at UM ...

- .561 winning percentage
- Best conference finish was fifth place
- One NCAA Tournament appearance
- Most ACC wins in a season was eight

In Coach L's 14 Seasons at George Mason ...

- .626 winning percentage
- 13-straight winning seasons
- A Final Four appearance
- Five trips to the NCAA Tournament
- Nine postseason appearances
- First national ranking
- First appearance in top 10
- First wins over top 10 teams
- Winningest coach in league history

Seven Seasons before Coach L at GMU...

- .340 winning percentage
- Seven-straight losing seasons
- Zero postseason appearances
- Worst team in the CAA

PRO CANES

James Jones	Cleveland Cavaliers (NBA)
Shane Larkin	Brooklyn Nets (NBA)
Jimmy Graham	Seattle Seahawks (NFL)
Erik Swoope	Indianapolis Colts (NFL)
Adrian Thomas	Bakersfield Jam (D-League)

Garrius Adams	STB Le Havre (France)
Brian Asbury	JL Bourg (France)
Rion Brown	Basic-Fit Brussels (Belgium)
Guillermo Diaz	Capitanes de Arcibo (Puerto Rico)
Julian Gamble	Basic-Fit Brussels (Belgium)
Lawrence Gilbert	CSU Atlassib Sibiu (Romania)
Malcolm Grant	Mississauga Power (Canada)
Gary Hamilton	Bohemios Montevideo (Uruguay)
Dequan Jones	Acqua Vitasnella Cantu (Italy)
Kenny Kadji	New Basket Enel Brindisi (Italy)
Anthony King	Royal Hali Gaziantep (Turkey)
Donnavan Kirk	Fukuoka Rising (Japan)
Trey McKinney Jones	Maccabi Kiryat-Gat (Israel)
Darius Rice	Karpos Sokoli 200 Skopje, (Macedonia)
Durand Scott	Enel Brindisi (Italy)

DOUBLE-DOUBLES

Tonye Jekiri
 12p, 10r - vs Providence, 12-22-14
 13p, 15r - Boston College, 01-10-15
 10p, 10r - at #4/4 Duke, 01-13-15
 13p, 15r - at Syracuse, 01-24-15
 10p, 10r - #9/8 Louisville 02-03-15
 12p, 15r - at Boston College, 02-16-15
 15p, 15r - Virginia Tech, 02-18-15
 13p, 15r - at #12 Louisville, 02-21-15
 12p, 11r - Florida State, 02-25-15
 10p, 11r - at Pittsburgh, 03-04-15
 11p, 11r - vs. Notre Dame, 03-12-15
 20p, 12r - vs #16 Utah, 11-20-15
 12p, 12r - vs. #22/20 Butler, 11-22-15
 10p, 14r - at La Salle, 12-22-15

Sheldon McClellan

31p, 11r - at Charlotte, 11-25-14
 16p, 10r - NC State, 01-22-15
 16p, 11r - vs. Temple, 03-31-15

Davon Reed

10p, 12r - at Richmond, 03-24-15

20-POINT GAMES BY CURRENT PLAYERS

31 - Sheldon McClellan at Charlotte, 11-25-14
 27 - Sheldon McClellan vs. #16 Utah, 11-20-15
 25 - Angel Rodriguez vs Florida State, 2-25-15
 25 - Angel Rodriguez vs #3 Virginia, 1-3-15
 24 - Sheldon McClellan vs. Florida, 12-15-15
 24 - Sheldon McClellan at Boston College, 2-16-15
 24 - Angel Rodriguez at #4 Duke, 1-13-15
 24 - Angel Rodriguez at #8/7 Florida, 11-17-14
 22 - Sheldon McClellan vs. Syracuse, 1-2-16
 21 - Sheldon McClellan vs. Florida State, 1-9-16
 21 - Sheldon McClellan vs Virginia Tech, 2-18-15
 20 - Tonye Jekiri vs. #16 Utah, 11-20-15
 20 - Sheldon McClellan at Pittsburgh, 3-4-15
 20 - Ja'Quan Newton vs. Co. of Charleston, 12-19-15
 20 - Ivan Cruz Uceda at La Salle, 12-22-15

HIGHEST RANKED OPPONENT DEF. AT HOME

#1/1 Duke, 90-63, Jan. 23, 2013

HIGHEST RANKED OPPONENT DEF. ON ROAD

#2/2 Connecticut, 73-71, Feb. 20, 1999

VS. RANKED TEAMS ALL-TIME

Overall	52-142
Home	33-55
at BankUnited Center	14-23
Away	15-66
Neutral	4-21
Overtime + 2OT	1-6
Single Overtime	1-2
Double Overtime	0-4

VS. RANKED TEAMS SINCE REBIRTH (1985-86)

Overall	49-128
Home	30-48
Away	15-59
Neutral	4-21

VS. RANKED TEAMS SINCE JOINING ACC (04-05)

Overall	24-53
Home	13-21
Away	8-22
Neutral	3-10
Conference Games	17-38
ACC Tournament	1-5
NCAA Tournament	0-2
Reg. Season, Non-Conf.	6-6

OVERALL NON-CONFERENCE GAMES

(includes conference tournament & postseason games)

Overall	14-57
Home	8-18
Away	2-20
Neutral	4-19

UNDER COACH JIM LARRAÑAGA

Overall	10-21
Home	4-8
Away	4-9
Neutral	2-4
Conference Games	5-16
ACC Tournament	0-2
NCAA Tournament	0-1
Reg. Season, Non-Conference	5-1

MIAMI WINNING BY DOUBLE DIGITS

In 14 of Miami's 15 victories, the Canes have outscored their opponents by double digits. Nebraska is the only exception, as Miami won by only five points in overtime against the 'Huskers. UM is outscoring all opponents by 14.5 points per outing, and averaging 79.2 points per contest.

NEWTON'S SOPHOMORE SURGE

Miami sophomore Ja'Quan Newton has immensely improved his stats from last year, and has scored in double digits 14 times this season.

	GP	PPG	FG%	3FG	FT%	10+Pts	Reb	Ast	MPG	Stl
2015-16	18	11.8	50.4	7/19	75.8	14	47	47	21.8	15
2014-15	34	4.0	40.5	4/10	64.1	4	43	47	13.5	8

MIAMI AND ACC TEAMS IN KENPOM RANKINGS

As of Jan. 21, Miami is one of four ACC teams that rank in the KenPom top 12. Seven ACC teams are in the KenPom top 30. Six ACC teams are in the top 20 of KenPom.com's offensive efficiency ratings, as of Jan. 21. In adjusted efficiency: 1 Notre Dame, 2 North Carolina, 4 Duke, 7 Virginia, 18 Pittsburgh and 20 Miami.

Off. Efficiency - #20 - 114.8 Def. Efficiency - #20 - 93.6 Effective FG% - #18 - 54.9

Sheldon McClellan - True shooting % - #16 - 67.0 Offensive Rating - #19 - 130.5

COACH L TIES TO THE ACC

Coach Jim Larrañaga was an assistant coach at Virginia from 1979-1986, under the leadership of Terry Holland. In those seven seasons, Larrañaga helped the Cavaliers to five NCAA appearances: Final Four twice, Elite Eight once, Sweet 16 once and Round of 64 once, as well as two NIT appearances, including the Championship and Quarterfinal round.

MIAMI HOLDS THE LEAD

In Miami's 15 victories, the Canes have led for all but 49 minutes and 45 seconds combined. The Canes trailed 19:49 to Syracuse, 12:00 vs. Princeton, 4:59 vs. UTRGV 4:14 at Boston College and 3:59 to Nebraska, added to 2:09 vs. Wake Forest, 1:21 vs. Louisiana, 0:39 vs. Charleston, 0:22 vs. Mississippi State and 0:13 vs. Florida. Miami hasn't trailed in five games - against Utah, Butler, Charlotte, La Salle and Florida State.

In Miami's 15 wins, the Canes have only trailed after the first half against Syracuse, Nebraska and Princeton. The Cornhuskers held a lead with 3:39 left in overtime, the Orange led by one with 7:07 left in regulation and the Tigers led with 6:02 left in regulation.

LARRAÑAGA AMONG THE BEST IN COLLEGE BASKETBALL

Entering the 2015-16 season, Coach Larrañaga was tied for 12th on the list of Winningest Active Coaches at Major Schools and is tied for 57th on the NCAA's list of All-Time Winningest Coaches. See page 10 of the notes for a complete listing.

JAN. 13, 2015 - MIAMI 90, NO. 4 DUKE 74

Angel Rodriguez scored 24 points and Miami shot 67 percent after halftime to upset No. 4 Duke 90-74 on Tuesday night, snapping the Blue Devils' 41-game home winning streak. Manu Lecomte had a career-high 23 points for the Hurricanes (12-4, 2-1 Atlantic Coast Conference), who dominated the final 20 minutes with their pesky defense and attacking dribble penetration that the Blue Devils just couldn't defend. Trailing 35-34 at the break, Miami shot 18-for-27 after halftime and hit 6 of 9 3-pointers - a stunningly one-sided show starring a team that lost by 28 points at home to Eastern Kentucky on Dec. 19. Duke (14-2, 2-2) hadn't lost at Cameron Indoor Stadium since March 2012 and hadn't lost consecutive regular-season games since February 2009. But much like Sunday's loss at against North Carolina State, the Blue Devils were unable to slow a hot-shooting team nor keep up at their own offensive end. Yet Miami offered up another harsh lesson for a team that was looking dominant only a few weeks ago. Miami led by as many as 20 late and scored 56 second-half points. Duke hadn't trailed by more than six in a game before the past two games.

MIAMI VS. DUKE (5-17)

Home: 3-7 Away: 2-8

Neutral: 0-2 Under Coach L: 3-2

Since rebirth in 1985: 4-17

	UM rank	Duke		
12/21/62	--	2	W, 71-69	H
2/19/86	--	2	L, 104-82	A
12/22/86			L, 74-67	H
1/6/88	--	9	L, 107-69	A
12/10/88	--	1	L, 117-102	H
1/19/05	--	4/4	L, 92-83	H
3/3/05	--	6/6	L, 83-59	A
2/19/06	--	2/2	L, 92-71	A
3/10/06	--	3/3	L, 80-76	N
1/14/07	--	11/11	L, 85-63	H
2/2/08	--	3/3	L, 88-73	A
2/20/08	--	5/4	W, 96-95	H
2/7/09	--	4/3	L, 78-75 OT	A
2/17/10	--	6/6	L, 74-81	H
3/13/10	--	4/4	L, 77-74	N
1/2/11	--	1/1	L, 74-63	A
2/13/11	--	5/5	L, 81-71	H
2/5/12	--	7/5	W, 78-74 OT	A
1/23/13	25	1/1	W, 90-63	H
3/2/13	5/7	3/3	L, 79-76	A
1/22/14	--	18/18	L, 67-46	H
01/13/15	--	4/4	W, 90-74	A

MIAMI VS. RANKED TEAMS UNDER COACH L

[] Miami rank () Opponent rank AP/USA TODAY

2011-12

12/06/11	Memphis (21/20)	L	71-54
1/07/12	at Virginia * (21/23)	L	52-51
1/10/12	at North Carolina * (3/3)	L	73-56
2/05/12	[RV/-] at Duke * (7/5)	OT W	78-74
2/11/12	at Florida State * (15/17)	L	64-59
2/15/12	North Carolina * (8/7)	L	73-64
2/26/12	Florida State * (15/16)	W	78-62
3/09/12	vs. Florida State (17/17)	L	82-71

2012-13

11/28/12	Michigan State (13/14)	W	67-59
12/23/12	vs. Arizona (4/5)	L	69-50
1/23/13	[25/RV] Duke * (1/1)	W	90-63
2/2/13	[14/15] at NC State * (19/19)	W	79-78
3/2/13	[5/7] at Duke * (3/3)	L	79-76
3/28/13	[5/4] vs. Marquette (15/16)	L	71-61

2013-14

1/04/14	at Syracuse * (2/2)	L	49-44
1/22/14	Duke * (18/18)	L	67-46
1/25/14	Syracuse * (2/2)	L	49-44
2/05/14	Pittsburgh * (25/22)	OT L	59-55
2/26/14	at Virginia * (12/11)	L	65-40

2014-15

11/17/14	[RV] at Florida (8/7)	W	69-67
12/2/14	[15] Illinois ! (24/25)	W	70-61
1/3/15	Virginia * (3/3)	2OT L	80-89
1/13/15	at Duke * (4/4)	W	90-74
1/17/15	at Notre Dame * (12/12)	L	70-75
2/3/15	Louisville * (9/8)	L	55-63
2/21/15	at Louisville (12/12)	L	53-55
2/28/15	North Carolina (15/18)	L	64-73
3/12/15	Notre Dame (11/9)	L	63-70

2015-16

11/20/15	[RV/RV] vs. Utah (16)	W	90-66
11/22/15	[RV/RV] vs. Butler (22/20)	W	85-75
01/12/16	[8/9] at Virginia (11/13)	L	58-66



SEBASTIAN THE IBIS

In 1926, the University of Miami adopted the Ibis as the official mascot for the University's athletic teams. Representing the leadership, courage, knowledge, strength and speed characteristics that our student-athletes portray. As the clouds become dark and a hurricane approaches, folklore maintains that other birds look to the Ibis for leadership. The Ibis uses its instinct to detect danger. It is the last sign of wildlife to take shelter before a hurricane hits, giving warning that danger is imminent. As the storm passes the Ibis is the first to reappear, a sign that clear skies are approaching.

MIAMI'S LARGEST IN 2015-16

Lead	46, at La Salle, 12/22
Deficit	13 (2x) last at Clemson, 1/16
Margin of Victory	46, at La Salle, 12/22
Margin of Defeat	11, at Clemson, 1/16
Halftime Lead	25, vs. Charlotte, 12/5
Halftime Deficit	8, vs. Syracuse, 1/2
Deficit in Win	12, vs. Syracuse, 1/2
Halftime Deficit in Win	8, vs. Syracuse, 1/2
Lead in Loss	7, vs. Northeastern, 11/27
Halftime Lead in Loss	2, at Clemson, 1/16

AMONG UNIVERSITY OF MIAMI COACHES, LARRAÑAGA ...

- has the highest winning percentage of a Miami coach in the NCAA Tournament, a .667 mark with a 2-1 record.
- is one of two Miami coaches to post three 20-win seasons. Larrañaga has recorded three 20-win seasons in four years at Miami.
- .647 winning percentage is the best mark since Bruce Hale posted a .663 mark from 1955-67, including three seasons led by Rick Barry.
- has led the Canes to 41 ACC wins in just four seasons. Miami won 43 ACC games the previous seven seasons.
- Under Coach L, Miami has posted three of the Canes' top five finishes in ACC play, including the 2013 championship, tied for fourth in 2012 and tied for sixth in 2015. In 2008, Miami tied for fifth in league play, and in 2005, tied for sixth.
- In four seasons under Coach L, Miami has tallied six wins in the ACC Tournament. In the previous seven seasons, Miami went 6-7.
- In two NIT appearances under Coach L, Miami is 5-2 for a .714 winning percentage. In Miami's other 10 NIT appearances combined, the Canes went 6-10 for a .375 winning percentage.

DID YOU KNOW ...

- Coach L became the first Miami coach to win 20+ games in his first two seasons at UM and only the third of 12 UM coaches to post three 20-win seasons.
- Former Cane Rick Barry was named one of the Greatest Players in NBA History.
- Miami native and former Cane James Jones won the 2010-2011 NBA All-Star Weekend 3-Point Contest and the NBA Championship in the 2011-2012 and 2012-13 seasons.
- Six-time NBA All Star Amar'e Stoudemire enrolled at UM in 2013 and took classes to earn his bachelor's degree.
- UM is in its 12th season in the ACC.
- Coach L led the George Mason Patriots to the 2006 Final Four with big wins over some of basketball's elite teams such as Michigan State, UNC and UConn. He was the first coach to take a mid-major to a Final Four in 27 years (Penn '79) when his team advanced in 2006.
- In 14 years at George Mason, Larrañaga led the Patriots to five NCAA Tournament appearances (2011, 2008, 2006, 2001, 1999), including the 2006 Final Four.
- Miami basketball received APR (Academic Progress Rate) Public Recognition Awards for being among the top 10 percent in APR in its sport. Miami ranks in the top 10 percent NCAA men's basketball with a 990 APR.
- The Miami Department of Athletics recorded a Graduation Success Rate (GSR) of 89 percent. Miami's department-wide GSR is 16th overall among FBS programs. UM has exceeded the NCAA average GSR in each of the last 10 years.
- The Canes have averaged 20.0 wins over the last 11 seasons.
- The Hurricanes have made at least one trey in 921 of 927 games since the NCAA adopted the 3-point shot in 1986. The last time Miami was held without a 3-pointer was Feb. 26, 2014 at Virginia.
- Miami has held 780 of its last 781 opponents to less than 100 points. North Carolina was the last team to score 100+, defeating UM 105-64 on Jan. 31, 2007.

MIAMI BASKETBALL – THE EARLY YEARS

The University of Miami basketball program was dormant for 14 years from 1971-1985. In 1983 Director of Athletics Sam Jankovich announced the resurrection of men's basketball at Miami, with the reinstatement vote by the UM Board of Trustees on Oct. 12, 1983. Head coach Bill Foster was hired March 21, 1984, adding assistants Clint Bryant, Seth Greenberg and Cesar Odio by July 1. Tim Harvey was the staff's first recruit, a 6-10, 240-pound center from Plainfield, N.J., who transferred from Georgia Tech. On Oct. 15, 1984 the first men's basketball practice in 12 years was held on the patio in the center of campus, viewed by more than 200 students. Miami defeated The Citadel, 85-77, on Nov. 22, 1985, in the first game of the new era of UM basketball.

McCLELLAN ON THREE NATIONAL PLAYER OF THE YEAR WATCH LISTS

Senior shooting guard Sheldon McClellan is turning heads across the country, earning nods on a trio of watch lists for national player of the year awards. He is one of 50 players on the Naismith Trophy Men's College Player of the Year early season watch list, one of 33 players on the watch list for the Oscar Robertson Trophy for Men's National Player of the Year and is among the 20 players named to the watch list for the 2016 Jerry West Shooting Guard of the Year Award.

MIAMI'S STARTERS SHOW EXPERIENCE

Miami starts two redshirt seniors, one true senior, a redshirt junior and a true junior. Those players have now combined for 329 career starts and 517 games played. Sheldon McClellan has started 78 games playing in 123, Tonye Jekiri has 70 starts in 121 games, Angel Rodriguez is at 86/114, Davon Reed 48/80 and Kamari Murphy 47/80. Those five players have been on a Division I team a combined 21 seasons, as McClellan and Rodriguez are both in their fifth year on the court, Jekiri and Murphy are each in their fourth season, and Reed is a true junior. The average age of that starting five is 21.8 years old: Rodriguez - 23; McClellan - 23; Murphy - 22; Jekiri - 21; Reed - 20.

HOMECOMING FOR RODRIGUEZ, EARNS MVP

Senior guard Angel Rodriguez was named the Puerto Rico Tip-Off Most Valuable Player. He averaged 13.7 points and 4.0 assists, including 19 points in the championship game. The native of Cupey, P.R., just 20 minutes from San Juan, was greeted by friends and family at each game.

MIAMI LANDS HUELL, BROWN AND MILLER

The Miami men's basketball team landed a pair of top-30 players in Dewan Huell and Bruce Brown, and top 100 player Rodney Miller. With the addition of these three players, Miami would have six top 100 players next season: Huell (25), Brown (44), Ja'Quan Newton (52), Miller (90), James Palmer (98). Huell, at 6-10 and 218 pounds, is a five-star, top-25 power forward from Miami Norland High School. Nationally, he is ranked the No. 21 player by ESPN, No. 23 by Rivals and No. 25 by Scout. ESPN and Scout rank him fifth at his position, and Scout says he's the top player in the state of Florida, while ESPN and Rivals have him second in the state. Brown, from Wakefield, Mass., is a four-star shooting guard at Vermont Academy in Saxton's River, Vt. At 6-4 and 205 pounds, Brown is ranked No. 30 by ESPN, No. 44 per Scout and No. 49 by Rivals. Miller is a 6-foot-11-inch, 245-pound center playing prep ball at Oak Hill Academy in Virginia. A native of Laurelton, N.Y., Miller is a consensus four-star recruit, ranked No. 90 overall by Scout.com and No. 114 by Rivals.com. As a center, he is ranked No. 17 by Scout.com and No. 15 by ESPN.

CANES SIGN TOP 10 RECRUITING CLASS

The 2016 recruiting class of Dewan Huell, Bruce Brown and Rodney Miller is being named a top-10 recruiting class in the country, with 247Sports ranking the class No. 7, Scout at No. 8, ESPN at No. 9 and Rivals at No. 10. The 2016 class rankings top Miami's best mark from 2005, when the Canes signed four four-star recruits – Jimmy Graham, Brian Asbury, Adrian Thomas and Denis Clemente – in a class that was ranked No. 12 in the nation by Scout. In 2009, Miami's signing class was nationally ranked No. 19 by Scout and No. 24 by ESPN. That Hurricanes' heralded 2009 class was comprised of ESPN 100 picks Durand Scott, Garrus Adams and Donnavan Kirk, in addition to May signee Antoine Allen. Since 2002, Miami has signed 16 Scout.com top 100 players, including three five-star, top-25 players in DeQuan Jones (22, 2008), Huell (25) and Durand Scott (25, 2009). Since Larrañaga's arrival, his staff has signed five top-100 players in Huell (25), Brown (44), Ja'Quan Newton (52, 2014), Rodney Miller (90) and

James Palmer (98, 2014). Huell is the most lauded signee for Miami since Scott in 2009, Jones in 2008, No. 32 Guillermo Diaz in 2003 and McDonald's All-American Darius Rice in 2000.

FOUR PLAYERS BOAST NCAA TOURNAMENT EXPERIENCE

Senior Tonye Jekiri returns from Miami's 2012-13 ACC Championship and NCAA Sweet 16 team. Sheldon McClellan (Texas), Kamari Murphy (Oklahoma State) and Angel Rodriguez (Kansas State) also have played in the NCAA Tournament, each with their previous schools.

MIAMI PREDICTED TO FINISH FIFTH IN ACC

Miami was predicted to finish fifth out of 15 teams in the Atlantic Coast Conference this season, as announced by the league during Operation ACC Basketball in Charlotte, N.C., Oct. 28. North Carolina was picked to win the league, followed by Virginia, Duke and Notre Dame. In 2012-13, the Canes were picked to finish fifth, then won the league's regular season and tournament championship. In all four of Larrañaga's seasons at Miami, the Canes have finished the season better than predicted at ACC media day. Miami's ACC preseason poll breakdowns (votes) and finishes: 2014-15 - 10th (442) – t-6th 2008-09 - 4th (344) – t-7th 2013-14 - 12th (224) – 10th 2007-08 - 12th (153) – t-5th 2012-13 - 5th (436) – 1st 2006-07 - 11th (173) – 12th 2011-12 - 5th (455) – t-4th 2005-06 - 7th (540) – t-7th 2010-11 - 8th (305) – 9th 2004-05 - 11th (146) – t-6th 2009-10 - 10th (135) – 12th

COACH L REUNITED WITH JAMES JOHNSON

James Johnson is the team's director of basketball operations. Johnson, who was on Larrañaga's staff for two seasons at George Mason University, including the historic NCAA Final Four run in 2006, came to Miami after seven seasons on staff at fellow ACC school Virginia Tech, where he was the head coach for two seasons after five years as an assistant coach.

LARRAÑAGA CONTRACT EXTENDED THROUGH 2022

The University of Miami extended Coach Jim Larrañaga's contract through May 31, 2022, Director of Athletics Blake James announced in September 2014. Larrañaga first signed a five-year contract in April 2011, then was granted a three-year extension in 2012.

AP TOP 25			USA TODAY COACHES POLL		
Jan. 18, 2016			Jan. 18, 2016		
1	Oklahoma (65)	15-1 1,625	1	Oklahoma (26)	15-1 763
2	North Carolina	16-2 1,515	2	North Carolina (4)	16-2 727
3	Kansas	15-2 1,499	3	Kansas (1)	15-2 700
4	Villanova	16-2 1,403	4	Villanova	16-2 674
5	Xavier	16-1 1,321	5	Maryland	16-2 629
6	West Virginia	15-2 1,278	6	Xavier	16-1 616
7	Maryland	16-2 1,259	7	West Virginia	15-2 585
8	SMU	17-0 1,179	8	Texas A&M	15-2 532
9	Iowa	14-3 1,167	9	Iowa	14-3 494
10	Texas A&M	15-2 994	10	Michigan State	16-3 461
11	Michigan State	16-3 950	11	Arizona	15-3 438
12	Arizona	15-3 801	12	Duke	14-4 360
13	Virginia	13-4 649	13	Virginia	13-4 340
13	Baylor	14-3 649	14	Miami (FL)	13-3 319
15	Miami (FL)	13-3 645	15	Baylor	14-3 306
16	Providence	15-3 609	16	Louisville	14-3 288
17	Louisville	14-3 608	17	Providence	15-3 269
18	Butler	13-4 439	18	South Carolina	16-1 231
19	Iowa State	13-4 411	19	Kentucky	13-4 206
20	Duke	14-4 375	20	Pittsburgh	15-2 179
21	USC	15-3 338	21	Iowa State	13-4 173
22	Purdue	15-3 322	22	Purdue	15-3 167
23	Kentucky	13-4 276	23	Indiana	15-3 162
24	South Carolina	16-1 252	24	Butler	13-4 156
25	Indiana	15-3 210	25	USC	15-3 103

MIAMI'S RECORD WHEN... RECORD	2015-16		COACH L	
	ALL	ACC	AT UM	ACC
All games	15-3	4-2	106-52	45-31
Home	9-1	3-0	57-20	25-13
Away	3-2	1-2	33-23	20-18
Neutral	3-0		16-9	
November	5-1		24-7	
December	6-0		21-9	0-1
January	4-2	4-2	22-13	20-13
February	--		20-14	19-14
March	--		19-8	6-3
April	--		0-1	0-2
Vs. Top 10 opponents	--		4-8	3-7
Vs. Top 25 opponents (includes Top 10)	2-1	0-1	10-21	5-16
Vs. RV opponents (either or both polls)	1-0		9-2	3-0
Vs. teams over .500 on game day	10-3	3-2	64-45	29-26
Vs. teams under .500 on game day	2-0	1-0	27-6	12-5
Vs. teams at .500 on game day	3-0		14-1	4-0
While UM is in the Top 25	10-3	4-2	30-11	16-7
While UM is RV (only)	5-0		19-4	4-1
Leading at halftime	13-1	3-1	78-13	30-10
Trailing at halftime	2-2	1-1	23-37	11-20
Tied at halftime	--		5-2	3-1
Single overtime	1-0		3-6	1-2
Double overtime	--		3-1	2-1
In overtime games (single+double)	1-0		6-7	3-3
Leading with 2:00 left in regulation	14-1	4-0	96-7	41-3
Trailing with 2:00 left in regulation	1-2	0-2	8-42	3-27
Tied with 2:00 left in regulation	--		2-1	0-1
UM shoots 50% or better from field	8-1		36-3	10-2
UM shoots 40-49% from field	4-2	2-2	56-15	30-12
UM shoots under 40% from field	3-0	2-0	14-34	5-17
Opp. shoots 50% or better from field	1-1	0-1	6-14	2-8
Opp. shoots 40-49% from field	5-2	0-1	45-25	21-15
Opp. shoots under 40% from field	9-0	4-0	56-13	22-8
UM shoots 70% or better from the line	13-2	3-1	67-26	25-16
UM shoots less than 70% from the line	2-1	1-1	39-26	20-14
UM makes more 3-point FGs	10-1	2-1	54-22	24-17
UM makes fewer 3-point FGs	4-1	2-0	34-20	16-11
3-point FGs are even	1-1	0-1	9-3	5-3
Four or more Canes in double figures	8-1		49-10	18-7
Three Canes score in double figures	5-1	3-1	41-22	21-9
Two or less Canes score in double figures	2-1	1-1	16-20	6-15
UM outrebounds opponent	12-1	2-1	73-18	27-12
Opp. outrebounds UM	2-2	1-1	28-34	16-19
Tied in rebounds	1-0	1-0	5-0	2-0
UM records 10 or more steals	4-0	3-0	17-4	7-1
UM records 15 or more assists	4-1		32-2	14-1
UM commits less than 15 turnovers	14-3	4-2	94-45	40-27
UM commits 15 or more turnovers	1-0		10-2	3-4
UM commits less turnovers than opp.	9-2	4-1	61-22	27-11
UM commits more turnovers than opp.	4-1	0-1	36-19	15-14
Tied in turnovers	2-0		9-10	3-6
UM scores 59 points or less	0-1	0-1	9-26	5-17
UM scores between 60-69 points	3-1	2-1	30-16	15-6
UM scores between 70-79 points	4-1	2-0	41-9	16-7
UM scores between 80-89 points	4-0		17-1	5-1
UM scores between 90-99 points	3-0		8-0	3-0
UM scores 100 or more points	1-0		1-0	0-0
Playing during the morning (11 a.m.)	--		1-0	
Playing during the afternoon	4-2	2-1	33-17	18-12
Playing in the evening (5 p.m. or later)	11-1	2-1	71-34	27-19
Games decided by three points or less	0-1		12-13	5-9
Games decided by four to 10 points	1-1	0-1	30-21	15-15
Games decided by 11-19 points	8-1	4-1	39-14	16-4
Games decided by more than 20 points	6-0		25-4	9-3

UM SINCE THE ARRIVAL OF JIM LARRAÑAGA IN 2011

- 2013 ACC Regular Season Champions
- 2013 ACC Tournament Champions
- Ranked No. 2/2 - Miami's program high - Feb. 18, 2013
- No. 1 seed at 2013 ACC Tournament
- No. 2 seed in 2013 NCAA Tournament
- Won school record 29 games in 2013
- Won 15 ACC games in 2013
- 14-game win streak (tied 1946-47 and 2001-02) from Jan. 2 - Feb. 19, 2013
- 13-0 start in 2013 conference play, topping school-best nine ACC victories, which was set in 2011-12
- Sophomore Shane Larkin selected No. 18 in the 2013 NBA Draft by Atlanta Hawks, then traded to Dallas Mavericks
- All six seniors from 2012-13 championship season earned academic degree from UM: Garius Adams, Julian Gamble, Reggie Johnson, Kenny Kadji, Trey McKinney Jones, Durand Scott
- Defeated No. 1 Duke, 90-63, on Jan. 23, 2013 in Coral Gables
- Defeated Duke twice within 12 months, at both Cameron Indoor Stadium and the BankUnited Center
- First team to beat Duke and UNC by 20+ points in the same season since Maryland in '74-75 season
- First team to beat Duke and UNC by 25+ points since the start of ACC play in 1953
- Defeated three teams in The Triangle in the same season: UNC, Duke & NC State
- In 2012-13 defeated three teams in the Top 20 for the first time since joining the ACC - the last time was in 1999-00
- Five home sellouts of 7,972 fans vs. Duke, Florida State, North Carolina, Virginia and Clemson
- Played in championship game of the NIT, against Stanford, in Madison Square Garden
- Only team to defeat 2015 National Champion Duke on their home court
- Snapped Duke's 19-game ACC home game winning streak at Cameron Indoor Stadium
- Ended Duke's 41-game home winning streak, the longest active streak in Division I
- Snapped Florida's 33-game home winning streak at the Stephen C. O'Connell Center, which was the third-longest in the country, behind 34 from both Duke and Stephen F. Austin
- Ended Florida's 25-game home non-conference winning streak at the Stephen C. O'Connell Center
- Miami's 90 points scored against Duke in 2015 were the most points scored by an unranked opponent in a regulation win in Cameron Indoor Stadium since NC State's 96 points on Feb. 23, 1983.
- Dealt Duke its last two regular-season losses by 16-or-more points: 27 (90-63) on Jan. 23, 2013 at Miami and 16 (90-74) on Jan. 13, 2015 at Duke
- Handed Duke the most lopsided loss (16 points) an unranked visitor has handed to a ranked Blue Devil team in the ACC era
- Dealt Duke two of its five overall, and three ACC, losses by 16-plus points
- Scored 90 points against Duke twice
- In 2014-15, defeated 500-win coaches Mike Krzyzewski, Jim Boeheim and Billy Donovan
- Won at Cameron Indoor Stadium twice
- Defeated a pair of top-8 teams in the same season, both on the road: No. 6/7 Florida and No. 4 Duke
- Won two true road games against ranked opponents for the first time since 1998-99: No. 6/7 Florida and No. 4 Duke
- First team to defeated Duke and Syracuse on the road in the same season since the 1983-84 season (UNC).

AWARDS

- 2013 Coach of the Year - Jim Larrañaga
- 2013 Naismith Coach of the Year - Jim Larrañaga
- 2013 ACC Coach of the Year - Jim Larrañaga
- 2013 Henry Iba National Coach of the Year - Jim Larrañaga
- 2013 Adolph Rupp Cup Coach of the Year - Jim Larrañaga
- 2013 ACC Player of the Year (Coaches) - Shane Larkin
- 2013 ACC Defensive Player of the Year - Durand Scott
- Nine All-ACC selections: Shane Larkin 1st team, Kenny Kadji 2nd team & 3rd team, Scott H.M. (twice), Rion Brown 3rd team, Tonye Jekiri H.M., Sheldon McClellan H.M., Angel Rodriguez H.M.
- Four All-ACC Defensive Team players: Shane Larkin, Durand Scott, Julian Gamble, Tonye Jekiri
- 2012 ACC All-Rookie Team - Shane Larkin
- ACC All-Academic Team - Raphael Akpejori (2013), Davon Reed (2014, 2015)
- 2013 ACC Tournament MVP - Shane Larkin
- Four ACC All-Tournament team nods: Shane Larkin (1st), Durand Scott (1st), Julian Gamble (2nd), Trey McKinney Jones (2nd)
- Seven ACC Player of the Week awards: Reggie Johnson (2012), Durand Scott (2012 & 2013), Shane Larkin (2013), Angel Rodriguez (2014) and Sheldon McClellan (2014).
- One ACC Rookie of the Week: Shane Larkin (2012)
- Two NIT All-Tournament Team selections: Sheldon McClellan, Davon Reed
- NABC Honors Court: Raphael Akpejori
- ACC Academic Honor Roll: Raphael Akpejori, Justin Heller, Donnavan Kirk

COACH LARRAÑAGA'S MILESTONE VICTORIES

Victory	Date	Opponent	Score	School
50	02/10/88	Miami (Ohio)	65-59	Bowling Green
100	02/23/91	Kent State	84-57	Bowling Green
150	12/22/94	at Ohio State	59-50	Bowling Green
200	12/27/97	Northeastern	66-60	George Mason
250	12/20/00	Coastal Carolina	81-65	George Mason
300	12/02/03	East Carolina	76-65	George Mason
350	01/26/06	William & Mary	81-58	George Mason
400	02/27/08	William & Mary	68-59	George Mason
450	12/08/10	Loyola (Md.)	66-52	George Mason
500	01/05/12	at Georgia Tech	62-49	Miami
550	01/24/15	at Syracuse	66-62	Miami
100th win at Miami		Co. of Charleston, 12/19/15	85-63	

COACH JIM LARRAÑAGA

COACHING HONORS

2013 AP Coach of the Year
 2013 Naismith Coach of the Year
 2013 Henry Iba Coach of the Year
 2006 Clair Bee Coach of the Year
 2013 Adolph Rupp Cup Coach of the Year
 2013 NABC All-District II Coach
 2013 USBWA District IV Coach of the Year
 2013 ACC Coach of the Year
 2001 & 1999 CAA Coach of the Year
 1997 MAC Coach of the Year
 Six NCAA tournament appearances: 2013, 2011, 2008, 2006, 2001, 1999
 Eight postseason NIT appearances: 2015, 2012, 2009, 2004, 2002, 1997, 1991, 1990
 Nine 20-win seasons

NOTABLE COLLEGE PLAYERS COACHED

Shane Larkin (Miami) - ACC Player of the Year, ACC Tournament MVP, USBWA All-District, Sporting News All-American, finalist for Cousy, Naismith & Wooden awards, All-ACC First Team and All-ACC Defensive Team
 Durand Scott (Miami) - ACC Defensive Player of the Year, ACC Tournament First Team, All-ACC Third Team
 George Evans (George Mason) - Three-time CAA Player of the Year, CAA Rookie of the Year, three-time CAA Defensive Player of the Year, three-time CAA All-Defensive Team
 Antonio Daniels (Bowling Green) - MAC Player of the Year, MAC Freshman of the Year

STUDENT-ATHLETE HONORS

Three All-America players
 Nine All-Atlantic Coast Conference selections
 Four ACC All-Tournament team selections
 Four coaches and three media ACC All-Defensive Team selections
 28 All-Colonial Athletic Association conference selections
 Nine CAA All-Defensive Team selections
 Eight CAA All-Rookie Team selections
 Three Dean Ehlers Award winners - given to the CAA player who best meets the criteria of academic achievement, leadership and community service.
 12 All-MAC Conference selections
 Two MAC Freshman of the Year selections
 Four MAC All-Freshman Team selections
 Two NIT All-Tournament Team selections
 One NABC Honors Court selection
 Three ACC Academic Honor Roll student-athletes

NBA PLAYERS COACHED

Lance Blanks	Frank Booker	Rick Carlisle
Antonio Daniels	Jeff Jones	Andrew Kennedy
Jeff Lamp	Shane Larkin	Lewis Latimore
Jason Miskiri	Olden Polynice	Lee Raker
Ralph Sampson	Tom Sheehey	Clinton Venable
Othell Wilson	Ricky Wilson	

WINNINGEST ACTIVE COACHES VS. MAJOR SCHOOLS

-as of Nov. 2015

Rank		vs. Major Schools
1	Mike Krzyzewski, Duke	1,018
2	Jim Boeheim, Syracuse	966
3	Roy Williams, North Carolina	750
4	Rick Pitino, Louisville	720
5	Cliff Ellis, Coastal Carolina	694
6	Bob Huggins, West Virginia	693
7	John Calipari, Kentucky	635
8	Rick Barnes, Tennessee	604
9	Lon Kruger, Oklahoma	561
10	Bill Self, Kansas	559
11	Tubby Smith, Texas Tech	538
12 Tie	Jim Larrañaga, Miami	533
12 Tie	Dana Altman, Oregon	533
14	John Beilein, Michigan	459
15	Kelvin Sampson, Houston	438

LARRAÑAGA YEAR-BY-YEAR

Year	School	Overall	Conference	Post
		W-L	W-L	Finish Season
1977-78	American International	14-13		
1978-79	American International	13-13		
1986-87	Bowling Green	15-14	10-6	3
1987-88	Bowling Green	12-16	7-9	t-5
1988-89	Bowling Green	13-15	6-10	t-6
1989-90	Bowling Green	18-11	9-7	t-3 NIT 0-1
1990-91	Bowling Green	17-13	9-7	t-4 NIT 0-1
1991-92	Bowling Green	14-15	8-8	5
1992-93	Bowling Green	11-16	8-10	t-6
1993-94	Bowling Green	18-10	12-6	t-2
1994-95	Bowling Green	16-11	10-8	t-5
1995-96	Bowling Green	14-13	9-9	t-6
1996-97	Bowling Green	22-10	13-5	t-1 NIT 0-1
1997-98	George Mason	9-18	6-10	6
1998-99	George Mason	19-11	13-3	1 NCAA 0-1
1999-00	George Mason	19-11	12-4	t-1
2000-01	George Mason	18-12	11-5	3 NCAA 0-1
2001-02	George Mason	19-10	13-5	2 NIT 0-1
2002-03	George Mason	16-12	11-7	4
2003-04	George Mason	23-10	12-6	3 NIT 2-1
2004-05	George Mason	16-13	10-8	6
2005-06	George Mason	27-8	15-3	t-1 NCAA 4-1
2006-07	George Mason	18-15	9-9	5
2007-08	George Mason	23-11	12-6	2 NCAA 0-1
2008-09	George Mason	22-11	13-5	2 NIT 0-1
2009-10	George Mason	17-15	12-6	4 CIT 0-1
2010-11	George Mason	27-7	16-2	1 NCAA 1-1
2011-12	Miami	20-13	9-7	t-4 NIT 1-1
2012-13	Miami	29-7	15-3	1 NCAA 2-1
2013-14	Miami	17-16	7-11	10
2014-15	Miami	25-13	10-8	6 NIT 4-1
2015-16	Miami	15-3	4-2	
Overall		576-386	311-195	14-15

WINNINGEST COACHES

All-Time -as of Nov. 2015

	Name	Total Wins
1	Mike Krzyzewski	1018
2	Jim Boeheim	966
3	Bob Knight	902
4	Dean Smith	879
5	Adolph Rupp	876
6	Jim Calhoun	873
7	Jim Phelan	830
8	Eddie Sutton	806
9	Lefty Driesell	786
10	Lute Olson	780
11	Lou Henson	779
12	Cliff Ellis	770
13	Bob Huggins	765
14	Ed Diddle	759
15	Henry Iba	755
16	Roy Williams	750
17	Phog Allen	746
18	Rollie Massimino	745
19	John Chaney	741
20	Bo Ryan	740
21	Jerry Tarkanian	729
22	Norm Stewart	729
23	Ray Meyer	724
24	Rick Pitino	722
25	Don Haskins	719
26	Rick Byrd	711
27	Jerry Sloucum	699
28	Mike Montgomery	677
29	Denny Crum	675
30	Gary Williams	668
31	John Wooden	664
32	Larry Hunter	664
33	Ralph Miller	657
34	Tom Penders	649
35	Gene Bartow	647
36	John Beilein	642
37	Billy Tubbs	641
38	Homer Drew	640
39	Marv Harshman	637
40	Hugh Durham	633
41	Norm Sloan	624
42	Stew Morrill	620
43	Ben Braun	615
44	Rick Barnes	604
45	Slats Gill	599
46	Tom Davis	598
47	Abe Lemons	597
48	John Thompson	596
49	John Calipari	593
50	Guy Lewis	592
51	Bobby Cremins	579
52	Pat Douglass	573
53	Eldon Miller	568
54	Davey Whitney	566
55	Gale Catlett	565
56	Gary Colson	563
T57	Jim Larrañaga	561
T57	Lon Kruger	561
59	John Kresse	560
60	Bill Self	559
61	Tony Hinkle	558
62	Glenn Wilkes	551

MIAMI HIGHS		OPPONENT HIGHS		MIAMI LOWS		OPPONENT LOWS	
Points	105, vs. Mississippi State 11/19	Points	79, vs. Mississippi State 11/19	Points	58, at Virginia, 1/12	Points	49, at La Salle, 12/22
Points/Half	59 (1st), vs. Mississippi State 11/19	Points/Half	50, vs. Louisiana 11/16	Points/Half	17 (1st), vs. Syracuse, 1/2	Points/Half	21 (1st), vs. Charlotte, 12/5
Field Goals Made	34 (2x) last at La Salle, 12/22	Field Goals Made	30, vs. Mississippi State 11/19	Field Goals Made	18, vs. Syracuse, 1/2	Field Goals Made	17, at La Salle, 12/22
Field Goal Att.	64 (2x) last vs. Wake Forest, 1/23	Field Goal Att.	67, vs. Charlotte, 12/5	Field Goal Att.	50, at Virginia, 1/12	Field Goal Att.	47, at Virginia, 1/12
Field Goal Pct.	56.7, vs. Mississippi State 11/19	Field Goal Pct.	50.0, vs. Utah 11/20	Field Goal Pct.	34.6, vs. Syracuse, 1/2	Field Goal Pct.	29.8, at La Salle, 12/22
3-Point FG Made	12, vs. Louisiana 11/16	3-Point FG Made	12, vs. Northeastern, 11/27	3-Point FG Made	2, at Boston College, 1/20	3-Point FG Made	1, vs. Florida, 12/8
3-Point FG Att.	31, vs. UTRGV 11/13	3-Point FG Att.	24, at La Salle, 12/22	3-Point FG Att.	10, at Boston College, 1/20	3-Point FG Att.	7, at Virginia, 1/12
Free Throws Made	28, vs. Mississippi State 11/19	Free Throws Made	16 (2x), last at Virginia, 1/12	Free Throws Made	7, vs. Northeastern, 11/27	Free Throws Made	8 (3x) last at Boston College, 1/20
Free Throw Att.	38, vs. Mississippi State 11/19	Free Throw Att.	24, vs. Louisiana 11/16	Free Throw Att.	9, vs. Northeastern, 11/27	Free Throw Att.	12 (2x) last at Nebraska, 12/1
Rebounds	51, at La Salle, 12/22	Rebounds	41, vs. Syracuse, 1/2	Rebounds	27, at Virginia, 1/12	Rebounds	24, at La Salle, 12/22
Assists	20, vs. Mississippi State 11/19	Assists	15, at Clemson, 1/16	Assists	8 (2x) last at Virginia, 1/12	Assists	5, vs. Princeton, 12/29
Steals	12 (2x) last vs. Wake Forest, 1/23	Steals	13, vs. College of Charleston, 12/19	Steals	2, vs. Princeton, 12/29	Steals	1 (2x) last at Virginia, 1/12
Blocks	7 (3x) last vs. Syracuse, 1/2	Blocks	5 (2x) last at Boston College, 1/20	Blocks	0, vs. UTRGV 11/13	Blocks	0, vs. College of Charleston, 12/19
Turnovers	17, vs. College of Charleston, 12/19	Turnovers	19, vs. Syracuse, 1/2	Turnovers	7, vs. Utah 11/20	Turnovers	5, vs. Charlotte, 12/5
Bench Points	50, vs. Mississippi State 11/19	Bench Points	25 (3x) last vs. Charlotte, 12/5	Bench Points	3, vs. Florida, 12/8	Bench Points	7, vs. Syracuse, 1/2
Victory Margin	46, at La Salle, 12/22	Victory Margin	11, at Clemson, 1/16	Victory Margin	5, at Nebraska, 12/1	Victory Margin	1, vs. Northeastern, 11/27

MIAMI INDIVIDUAL HIGHS	
Points	27, Sheldon McClellan, vs. Utah 11/20
Field Goals Made	10, Sheldon McClellan, vs. Utah 11/20
Field Goal Attempts	12 (2x) last Sheldon McClellan, vs. Northeastern, 11/27
3-Point FG Made	4 (3x), last Ivan Cruz Uceda, at La Salle, 12/22
3-Point FG Attempts	7 (2x) last Angel Rodriguez, vs. Syracuse, 1/2
Free Throws Made	12, Sheldon McClellan, vs. Syracuse, 1/2
Free Throw Attempts	14, Sheldon McClellan, vs. Syracuse, 1/2
Rebounds	17, Tonye Jekiri, at Boston College, 1/20
Assists	7, Angel Rodriguez, vs. UTRGV, 11/13
Blocks	5, Tonye Jekiri, vs. Northeastern, 11/27

OPPONENT INDIVIDUAL HIGHS	
Points	28, Shavon Shields, at Nebraska, 12/1
Field Goals Made	11, Shavon Shields, at Nebraska, 12/1
Field Goal Attempts	25, Shavon Shields, at Nebraska, 12/1
3-Point FG Made	5 (3x) last Malachi Richardson, Syracuse, 1/2
3-Point FG Attempts	10 Quincy Ford, vs. Northeastern, 11/27
Free Throws Made	11, David Walker, vs. Northeastern, 11/27
Free Throw Attempts	12, David Walker, vs. Northeastern, 11/27
Rebounds	13, Shawn Long, vs. Louisiana, 11/16
Assists	8 (2x) last Eli Carter, at Boston College, 1/20
Blocks	4, Jake Hammond, at Nebraska, 12/1

THE LAST TIME ...

Player Scored 30 Points

Miami Sheldon McClellan (31), at Charlotte, 11/25/14
Opponent Xavier Rathan-Mayes (35) Florida State, 2/25/15

Player Scored 35 Points

Miami Jack McClinton (35) vs. North Carolina, 3/15/09
Opponent Xavier Rathan-Mayes (35) Florida State, 2/25/15

Player Scored 40 Points

Miami Darius Rice (43) vs. Connecticut, 1/20/03
Opponent Sean Singletary (41), Virginia, 3/1/08

Two Players Scored 20 Points

Miami Sheldon McClellan (27), Tonye Jekiri (20), Utah, 11/20/15
Opponent David Walker (21), Quincy Ford (24), Northeastern, 11/27/15

Three Players Scored 20 Points

Miami Dwayne Collins (23), Brian Asbury (21), Jack McClinton (20) vs. Virginia Tech, 1/25/09
Opponent Travis Mays (40), Alvin Heggs (22), Lance Blanks (21), Texas, 2/22/89

Five (not 5+) Players Scored in Double Figures

Miami Ivan Cruz Uceda (20), Sheldon McClellan (14), Angel Rodriguez (11), Tonye Jekiri (10), Ja'Quan Newton (10), at La Salle, 12/22/15
Opponent Shawn Long (21), Jay Wright (13), Kasey Shepherd (12), Bryce Washington (11), Devonta Walker (11) vs. Louisiana 11/16/15

Six (not 6+) Players Scored in Double Figures

Miami Davon Reed (19), Angel Rodriguez (18), Sheldon McClellan (16), Ivan Cruz Uceda (13), Anthony Lawrence (12), Ja'Quan Newton (11) vs. Louisiana 11/16/15

Seven+ Players Scored in Double Figures

Miami Sheldon McClellan (18), Ja'Quan Newton (15), James Palmer (14), Ebuka Izundu (11) Angel Rodriguez (11), Ivan Cruz Uceda (10), Anthony Lawrence Jr. (10) vs. Mississippi State 11/19/15

Player Grabbed 15 Rebounds

Miami Tonye Jekiri (15) at Louisville, 2/21/15
Opponent Jahlil Okafor (15), at Duke, 1/13/15

Two Players Grabbed 10 Rebounds

Miami Tonye Jekiri (14), Kamari Murphy (10), at La Salle, 12/22/15
Opponent Tyler Roberson (11), Tyler Lydon (10), Syracuse, 1/2/16

Three Players Grabbed 10 Rebounds

Miami Mark Richardson (11), Eric Brown (10), Joe Wylie (10) vs. FIU, 3/6/89
Opponent Matt Harpring (12), Dion Glover (10), Michael Maddox (10), Georgia Tech, 12/27/97

Player Had 10 Assists

Miami Durand Scott (10) vs. North Carolina Central, 11/14/09
Opponent Kris Dunn (13), Providence, 12/22/14

Player Had 10 Blocks

Miami Anthony King (10) vs. Florida Atlantic, 11/29/04
Opponent Jarvis Varnado (10), Mississippi State, 12/13/07

Player Had a Double-Double

Miami Tonye Jekiri (10 pts, 14 rebs) at La Salle, 12/22/15
Opponent Shawn Long (21 pts, 13 rebs) vs. Louisiana, 11/16/15

Player Had a Triple-Double

Miami Anthony King (11 pts, 10 reb, 13 blks) vs. Florida Atlantic, 11/29/04
Opponent Brendan Haywood (18 pts, 14 reb, 10 blks), North Carolina, 12/4/00

Two Players Had Double-Doubles

Miami Reggie Johnson (22 pts, 11 rebs) & Kenny Kadji (12 pts, 12 rebs), vs. Stetson, 11/9/12
Opponent Brice Johnson (22 pts, 11 rebs) & J.P. Tokoto (10 pts, 10 rebs), North Carolina, 2/28/15

Team Scored 100 Points

Miami 105 vs. Mississippi State, 11/19/15
Opponent 105, North Carolina, 1/31/07

Team Scored 50 Points in a Half

Miami 55 (2nd half) at La Salle, 12/22/15
Opponent 50 (2nd half) vs. Louisiana, 11/16/15

Team Shot 50 Percent in Both Halves

Miami .500 (15-30) / .559 (19-34) at La Salle, 12/22/15
Opponent .563 (9-16) / .520 (13-25) at Florida State, 2/1/15

Team Shot 60 Percent in a Half

Miami .621 (18-29), second half, vs. Princeton, 12/29/15
Opponent .611 (11-18), second half, at Virginia, 1/12/16

Team Shot 70 Percent in a Half

Miami .739 (17-23), first half, at Florida State, 2/13/13

Team Shot 60 Percent in a Game

Miami .638 (30-47), at Florida State, 2/13/13
Opponent .622 (23-37), Clemson, 12/21/08

Team Shot Less Than 30 Percent in a Game

Miami .293 (12-41), vs. Eastern Kentucky, 12/19/14
Opponent .298 (9-19), at La Salle, 12/22/15

THE LAST TIME A MIAMI FRESHMAN ...

Scored 26+ Points:	Durand Scott, 29, vs. North Carolina, 3/02/10
Scored 20-25 Points:	Deandre Burnett, 21, vs. Green Bay, 12/6/14
Perfect from Field (5+ att):	Reggie Johnson (RS), 8-of-8, vs. Wake Forest, 3/11/10
Perfect from 3-Point (3+ att):	Anthony Lawrence, 3-of-3, vs. Charleston, 12/19/15
10+ Rebounds:	Reggie Johnson (RS), 12, vs. Virginia Tech, 03/12/10
10+ Assists:	Durand Scott, 10, vs. North Carolina Central, 11/14/09
5-9 Assists:	Ja'Quan Newton, 5, at Notre Dame, 1/17/15
5+ Steals:	Shane Larkin, 6, vs. North Carolina, 01/10/12
4+ Blocks:	Raphael Akpejori, 4, McNeese State, 11/24/10
Double-Double:	Julian Gamble (RS), 13 points, 13 rebounds, North Florida, 12/31/08

Official Basketball Box Score - Game Totals - Final Statistics
DOWLING vs Miami
11-04-15 7 p.m. at Coral Gables, Fla. | BankUnited Center

Table with columns: Player, FG, 3-P, FT, Rebounds, PF, TP, A, TO, Bk, St, Min. Rows include Brown, Tristan; Hickey, Ryan; Alford, Vincent; Maxwell, Evan; Guzzardo, Michael; Mabelton, AJ; Richardson, Miking; Lys, Pierre; Hernandez, Daniel; Coleman, Rameel; Piere, Tyler.

Totals: 16-57 5-23 3-7 8 23 29 18 40 8 23 2 4 200
FG % 1st Half: 6.2% 23.1% 2nd half: 10.31 32.7% Game: 16.57 51.1%
3FG % 1st Half: 3.1% 20.0% 2nd half: 28 25.0% Game: 5.23 21.7%
FT % 1st Half: 0.0% 0.0% 2nd half: 37 42.9% Game: 37 42.9%

Table with columns: Player, FG, 3-P, FT, Rebounds, PF, TP, A, TO, Bk, St, Min. Rows include Davon Reed; Sheldon McClellan; Angel Rodriguez; Tonye Jekiri; Ivan Cruz Uceda; Ja'Quan Newton; Anthony Lawrence; James Palmer; Ebuka Izundu; Mike Robinson; Kamari Murphy; Chris Stowell.

Totals: 37-76 7-24 10-14 17 38 55 12 91 15 12 3 14 200
FG % 1st Half: 18.3% 52.9% 2nd half: 19.42 45.2% Game: 37.76 48.7%
3FG % 1st Half: 6.1% 27.5% 2nd half: 1.8 12.5% Game: 7.24 29.2%
FT % 1st Half: 7.4% 87.5% 2nd half: 3.6 50.0% Game: 10.14 71.4%

Score by periods table with columns: 1st, 2nd, Total. Rows for Dowling and Miami.

Last FG: DOWM 2nd-02:10 UM 2nd-06:56
Largest lead: DOWM Num by 15 2nd-02:18
DOWM led for 00:00 UM led for 35:51 Game was tied for 00:00

Official Basketball Box Score - Game Totals - Final Statistics
UTRGV vs Miami
11-13-15 7:02 p.m. at BankUnited Center | Coral Gables, Fla.

Table with columns: Player, FG, 3-P, FT, Rebounds, PF, TP, A, TO, Bk, St, Min. Rows include Thompson, JJ; Dixon, Nick; Kinasta, Dan; Hines, Shaquille; Slauter, Dakota; Osborne, Everett; Jones, Walter; Rwabigwi, Adonis; Keunen, Christopher; Green, Antonio; Kuehnle, Brian.

Totals: 22-55 7-19 8-12 16 28 34 26 59 9 15 1 4 200
FG % 1st Half: 8.27 29.6% 2nd half: 14.28 50.0% Game: 22.55 40.0%
3FG % 1st Half: 3.10 30.0% 2nd half: 3.9 44.4% Game: 7.19 66.9%
FT % 1st Half: 1.2 50.0% 2nd half: 7.10 70.0% Game: 8.12 66.7%

Table with columns: Player, FG, 3-P, FT, Rebounds, PF, TP, A, TO, Bk, St, Min. Rows include Davon Reed; Sheldon McClellan; Angel Rodriguez; Tonye Jekiri; Ivan Cruz Uceda; Ja'Quan Newton; Anthony Lawrence; James Palmer; Ebuka Izundu; Mike Robinson; Kamari Murphy; Chris Stowell.

Totals: 26-62 10-31 24-33 15 30 45 16 86 14 8 0 6 200
FG % 1st Half: 8.29 27.6% 2nd half: 18.33 54.3% Game: 26.62 41.9%
3FG % 1st Half: 1.10 33.3% 2nd half: 3.44 44.4% Game: 5.10 62.9%
FT % 1st Half: 11.21 91.7% 2nd half: 13.21 61.9% Game: 24.33 72.7%

Score by periods table with columns: 1st, 2nd, Total. Rows for UTRGV and Miami.

Last FG: UTRGV 2nd-01:25 UM 2nd-02:58
Largest lead: UTRGV Num by 16 2nd-02:58
UM led for 04:59 UM led for 33:25 Game was tied for 01:36

Official Basketball Box Score - Game Totals - Final Statistics
Louisiana 77 - 71
11-16-15 7 p.m. at BankUnited Center | Coral Gables, Fla.

Table with columns: Player, FG, 3-P, FT, Rebounds, PF, TP, A, TO, Bk, St, Min. Rows include Long, Shawn; Washington, Bryce; Wright, Jay; Register, Hayward; Stove, Johnathan; Walker, Devonta; Wooten, Tyrone; Wronkowski, Steven; Shepherd, Kasey; Edgman, Jay; Williams, Tremone.

Totals: 29-63 5-20 14-24 18 20 38 23 77 14 13 3 7 200
FG % 1st Half: 10.24 41.7% 2nd half: 19.39 48.7% Game: 29.63 46.0%
3FG % 1st Half: 2.9 22.2% 2nd half: 3.11 27.3% Game: 5.20 25.0%
FT % 1st Half: 5.9 55.6% 2nd half: 9.15 60.0% Game: 14.24 58.5%

Table with columns: Player, FG, 3-P, FT, Rebounds, PF, TP, A, TO, Bk, St, Min. Rows include Ivan Cruz Uceda; Tonye Jekiri; Davon Reed; Sheldon McClellan; Angel Rodriguez; Ja'Quan Newton; Anthony Lawrence; James Palmer; Ebuka Izundu; Mike Robinson; Kamari Murphy; Chris Stowell.

Totals: 31-55 12-23 19-27 10 21 31 20 93 17 10 4 6 200
FG % 1st Half: 16.30 53.3% 2nd half: 15.25 60.0% Game: 31.55 56.4%
3FG % 1st Half: 6.14 42.9% 2nd half: 6.9 66.7% Game: 12.52 62.2%
FT % 1st Half: 5.6 83.3% 2nd half: 9.42 69.7% Game: 19.27 70.4%

Score by periods table with columns: 1st, 2nd, Total. Rows for Louisiana and Miami.

Last FG: UTRGV 2nd-01:17 UM 2nd-02:15
Largest lead: UTRGV Num by 19 1st-19:35 UM led by 2nd-01:33
UM led for 01:21 UM led for 37:33 Game was tied for 01:06

Official Basketball Box Score - Game Totals - Final Statistics
Miami vs Mississippi State
11/19/15 6:00 PM AT Colosso Roberto Clemente (San Juan, PR)

Table with columns: Player, FG, 3-P, FT, Rebounds, PF, TP, A, TO, Bk, St, Min. Rows include Ivan Cruz Uceda; Davon Reed; Sheldon McClellan; Angel Rodriguez; Ja'Quan Newton; Anthony Lawrence; James Palmer; Ebuka Izundu; Mike Robinson; Chris Stowell.

Totals: 34-60 9-17 28-38 13 28 41 20 105 20 11 1 7 200
FG % 1st Half: 20.32 62.5% 2nd half: 14.28 50.0% Game: 34.60 56.7%
3FG % 1st Half: 7.13 53.8% 2nd half: 24 50.0% Game: 91.7 52.9%

Table with columns: Player, FG, 3-P, FT, Rebounds, PF, TP, A, TO, Bk, St, Min. Rows include Gavin Ware; Fred Thomas; L.J. Ready; Travis Daniels; Craig Sward; Johnny Cappardo; Q. Weatherpoon; Malik Newman; Fallon Nivose; Jett Jobe.

Totals: 30-66 9-22 10-15 9 19 27 29 79 14 13 5 3 200
FG % 1st Half: 13.31 41.9% 2nd half: 17.35 48.6% Game: 30.65 45.9%
3FG % 1st Half: 4.10 40.0% 2nd half: 5.12 41.7% Game: 9.22 40.8%

Score by periods table with columns: 1st, 2nd, Total. Rows for Miami and Mississippi State.

Last FG: MI 2nd-03:38 MS 2nd-05:53
Largest lead: MI 2nd-02:02 MS by 16 1st-14:33
UM led for 37:52 MS led for 00:22 Game was tied for 01:46

Official Basketball Box Score - Game Totals - Final Statistics
Miami 90 - 44
11/20/15 7:00 PM AT Colosso Roberto Clemente (San Juan, PR)

Table with columns: Player, FG, 3-P, FT, Rebounds, PF, TP, A, TO, Bk, St, Min. Rows include Ivan Cruz Uceda; Davon Reed; Sheldon McClellan; Angel Rodriguez; Ja'Quan Newton; Anthony Lawrence; James Palmer; Ebuka Izundu; Mike Robinson; Kamari Murphy; Chris Stowell.

Totals: 31-58 9-17 19-25 10 24 34 17 90 13 7 1 8 200
FG % 1st Half: 16.27 59.3% 2nd half: 15.31 48.4% Game: 31.58 53.4%

Table with columns: Player, FG, 3-P, FT, Rebounds, PF, TP, A, TO, Bk, St, Min. Rows include KUZMA, Jordan; FERZIE, Kyle; POE, T.J.; TAYLOR, Brandon; BONHAM, Lorenzo; CHAPMAN, Brekott; WRIGHT, Isaiah; TUCKER, Dakari; REYES, Chris; OGBE, Kenneth; BEALER, Chris; MONTGOMERY, Austin.

Totals: 24-48 8-21 10-15 21 29 41 66 11 16 1 1 200
FG % 1st Half: 11.20 55.0% 2nd half: 13.28 46.4% Game: 24.48 50.0%

Score by periods table with columns: 1st, 2nd, Total. Rows for Miami and Utah.

Last FG: MI 2nd-02:26 UTAH 2nd-02:58
Largest lead: MI 2nd-02:58 UTAH Num by 1
UM led for 39:23 UTAH led for 00:00 Game was tied for 00:37

Official Basketball Box Score - Game Totals - Final Statistics
Butler 75 - 31
11-22-15 7:00 PM AT Colosso Roberto Clemente (San Juan, PR)

Table with columns: Player, FG, 3-P, FT, Rebounds, PF, TP, A, TO, Bk, St, Min. Rows include WIDEMAN, Tyler; CHARABAZZ, Andrew; LEWIS, Tyler; JONES, Roosevelt; DUNHAM, Kelvin; BERTHROTT, Austin; GATHERS, Jordan; DAVIS, Jackson; MARTIN, Kelvin.

Totals: 26-59 8-18 15-21 13 37 30 19 75 11 13 1 5 200
FG % 1st Half: 11.27 40.7% 2nd half: 15.32 46.9% Game: 26.59 44.1%

Table with columns: Player, FG, 3-P, FT, Rebounds, PF, TP, A, TO, Bk, St, Min. Rows include Ivan Cruz Uceda; Tonye Jekiri; Davon Reed; Sheldon McClellan; Angel Rodriguez; Ja'Quan Newton; Anthony Lawrence; James Palmer; Kamari Murphy; Chris Stowell.

Totals: 27-52 9-20 22-24 9 24 33 21 85 14 11 5 8 200
FG % 1st Half: 18.34 52.9% 2nd half: 9.18 50.0% Game: 27.52 51.4%

Score by periods table with columns: 1st, 2nd, Total. Rows for Butler and Miami.

Last FG: BUTLER 2nd-03:31 UM 2nd-06:15
Largest lead: BUTLER Num by 19 1st-14:21
BUTLER led for 00:00 UM led for 37:47 Game was tied for 02:13

Official Basketball Box Score - Game Totals - Final Statistics
Northeastern vs Miami
11-27-15 4 p.m. at BankUnited Center | Coral Gables, Fla.

Table with columns: Player, FG, 3-P, FT, Rebounds, PF, TP, A, TO, Bk, St, Min. Rows include Walker, David; Williams, T.J.; Ford, Quincy; Slah, Zach; Atabakh, Kevani; Miller, Jeremy; Donnelly, Caleb; Bigley, Devon.

Totals: 25-54 14-22 16-22 11 22 33 14 78 11 12 1 5 200
FG % 1st Half: 11.26 42.3% 2nd half: 14.28 50.0% Game: 25.54 46.3%

Table with columns: Player, FG, 3-P, FT, Rebounds, PF, TP, A, TO, Bk, St, Min. Rows include Davon Reed; Sheldon McClellan; Angel Rodriguez; Tonye Jekiri; Ivan Cruz Uceda; Ja'Quan Newton; Anthony Lawrence; James Palmer; Kamari Murphy; Chris Stowell.

Totals: 32-59 6-17 7-9 8 24 30 21 77 16 11 7 4 200
FG % 1st Half: 13.29 44.8% 2nd half: 19.33 63.7% Game: 32.59 54.2%

Score by periods table with columns: 1st, 2nd, Total. Rows for Northeastern and Miami.

Last FG: NE 2nd-00:38 UM 2nd-01:18
Largest lead: NE by 13 07:09 UM by 7 2nd-04:23
NE led for 31:54 UM led for 08:00 Game was tied for 02:06

Official Basketball Box Score - Game Totals - Final Statistics
Miami vs Nebraska
12/01/15 8:05 p.m. at Pinnacle Bank Arena (Lincoln, Neb.)

Table with columns: Player, FG, 3-P, FT, Rebounds, PF, TP, A, TO, Bk, St, Min. Rows include Kamari Murphy; Tonye Jekiri; Davon Reed; Sheldon McClellan; Ja'Quan Newton; Anthony Lawrence; Michael Jack; Mevch, Jack; Watson, J.; Morrow, J.

Totals: 21-64 9-18 9-12 9 25 34 22 72 10 12 4 7 225
FG % 1st Half: 14.28 50.0% 2nd half: 13.30 43.3% Game: 21.64 42.2%

Table with columns: Player, FG, 3-P, FT, Rebounds, PF, TP, A, TO, Bk, St, Min. Rows include Hammonds, Jake; Shelds, Shawn; White, Tai; Whitt, Brian; Patterson, Andrew; Watson, J.; Mevch, Jack; Morrow, J.

Totals: 27-64 9-18 9-12 9 25 34 22 72 10 12 4 7 225
FG % 1st Half: 14.28 50.0% 2nd half: 13.30 43.3% Game: 27.64 42.2%

Score by periods table with columns: 1st, 2nd, Total. Rows for Miami and Nebraska.

Last FG: MI 01:31 NE 2nd-02:15
Largest lead: MI by 13 14:40 NE by 3 1st-10:35
UM led for 34:22 NE led for 03:00 Game was tied for 06:30

Official Basketball Box Score - Game Totals - Final Statistics
Charlotte vs Miami
12-05-15 4 p.m. at BankUnited Center | Coral Gables, Fla.

Table with columns: Player, FG, 3-P, FT, Rebounds, PF, TP, A, TO, Bk, St, Min. Rows include Andrian, Andrew; DAVIS, Jon; VANHOOK, Anthony; SULLIVAN, Bernard; UCHIRO, Andrew; CAMIDGE, Riddell; OGBURZE, Braxton; BLAKLEY, Cameron; GRICHUNAS, Benas.

Totals: 24-67 3-18 11-17 9 23 32 19 60 13 5 1 5 200
FG % 1st Half: 7.35 20.0% 2nd half: 16.32 50.0% Game: 23.67 34.3%

Table with columns: Player, FG, 3-P, FT, Rebounds, PF, TP, A, TO, Bk, St, Min. Rows include Davon Reed; Sheldon McClellan; Tonye Jekiri; Angel Rodriguez; Kamari Murphy; Chris Stowell.

Totals: 29-54 7-14 23-27 4 37 41 17 88 19 12 3 200
FG % 1st Half: 15.29 51.7% 2nd half: 14.29 56.0% Game: 29.54 63.7%

Score by periods table with columns: 1st, 2nd, Total. Rows for Charlotte and Miami.

Last FG: CHA 2nd-02:51 UM 2nd-01:01
Largest lead: CHA Num by 9 3nd-03:50
CHA led for 00:00 UM led for 35:06 Game was tied for 00:54

Official Basketball Box Score - Game Totals - Final Statistics

Wake Forest vs Miami
01-23-16 12 p.m. at BankUnited Center | Coral Gables, Fla.

Wake Forest 63 - 10-9, 1-6

#	Player	Total		3-Pt		Rebounds			PF	TP	A	TO	Blk	Stl	Min	
		FG	FGA	FG	FGA	FT	FTA	Off								Def
00	Codi Miller-McIntyre	0	4	0	1	0	0	2	2	4	0	1	1	0	1	23
02	Devin Thomas	5	13	0	0	2	4	2	7	9	2	12	1	4	2	36
10	Mitchell Wilbekin	3	9	2	6	0	2	2	3	10	1	0	0	1	25	
13	Bryant Crawford	4	15	3	6	1	4	5	2	12	6	6	0	2	38	
44	Dinos Mitoglou	3	6	1	4	0	0	2	2	4	5	7	1	1	0	24
04	Doral Moore	2	2	0	0	0	0	3	0	3	2	4	0	1	2	5
20	John Collins	3	5	0	0	4	4	3	1	4	3	10	0	1	0	15
29	Rondale Watson	2	3	0	0	2	4	1	2	3	0	6	0	0	0	16
25	Cornellius Hudson	1	2	0	1	0	2	1	2	3	2	0	0	0	17	
43	Trent VanHorn	0	0	0	0	0	0	0	0	0	0	0	0	0	1	
	Team			0	1	1										
Totals		23-59	6-18	11-18	14	23	37	22	63	13	16	4	6	200		

FG % 1st Half:	13-27	48.1%	2nd half:	10-32	31.3%	Game:	23-59	39.0%	Deatball
3FG % 1st Half:	2-6	33.3%	2nd half:	4-13	30.8%	Game:	6-18	33.3%	Rebounds
FT % 1st Half:	5-7	71.4%	2nd half:	6-11	54.5%	Game:	11-18	61.1%	2

Miami 77 - 15-3, 4-2

#	Player	Total		3-Pt		Rebounds			PF	TP	A	TO	Blk	Stl	Min	
		FG	FGA	FG	FGA	FT	FTA	Off								Def
05	Davon Reed	1	10	0	4	2	2	3	2	5	1	4	1	0	1	27
10	Sheldon McClellan	3	10	0	3	8	8	1	5	6	2	14	5	3	0	33
13	Angel Rodriguez	4	9	2	5	4	4	1	3	4	2	14	2	4	0	31
21	Kamari Murphy	2	9	0	0	0	0	4	3	7	3	4	2	0	0	24
23	Tonye Jekiri	4	6	0	0	1	4	8	12	2	8	1	0	1	0	34
00	Ja'Quan Newton	5	10	1	1	7	9	1	0	1	3	18	1	2	0	25
03	Anthony Lawrence	0	1	0	1	0	0	0	0	0	0	0	0	0	0	1
12	James Palmer	2	3	2	2	1	2	0	0	0	0	7	0	1	0	10
33	Ivan CruzUceda	2	6	2	4	2	2	4	6	3	8	0	0	2	0	15
	Team			4	2	6										
Totals		23-64	7-20	24-28	20	27	47	16	77	12	10	4	12	200		

FG % 1st Half:	11-32	34.4%	2nd half:	12-32	37.5%	Game:	23-64	35.9%	Deatball
3FG % 1st Half:	5-13	38.5%	2nd half:	2-7	28.6%	Game:	7-20	35.0%	Rebounds
FT % 1st Half:	9-11	81.8%	2nd half:	16-17	94.1%	Game:	24-28	85.7%	2

Officials: Les Jones, Brian Dorey, William Humes
Technical fouls: Wake Forest-None, Miami-Kamari Murphy.
Attendance: 6528

Score by periods	1st	2nd	Total
Wake Forest	33	30	63
Miami	35	42	77

Last FG - WF 2nd-00:28, LM 2nd-01:09.
Largest lead - WF by 3 1st-19:45, LM by 17 2nd-01:56.
WF led for 00:00, LM led for 33:23. Game was tied for 04:28.

	Points	In	Off	2nd	Fast
		Paint	TCO	Chance	Break
WF	30	13	17	6	22
LM	24	12	13	8	33

Score tied - 5 times.
Lead changed - 3 times.



IVAN CRUZ UCEDA

Senior | Forward | 6-10 | 217

33

Madrid, Spain | Harcum College (Pa.)

Cruz Uceda Season/Career/ACC Highs

Points
Season: 20, at La Salle, 12/22/15
Career: 20, at La Salle, 12/22/15
ACC: 18, at Virginia Tech, 3/7/15

Rebounds
Season: 7, vs. UTRGV, 11/13/15
Career: 7 (2x) last vs. UTRGV, 11/13/15
ACC: 6 (2x) last vs. Wake Forest, 1/23/16

Assists
Season: 1 (5x) last vs. Florida State, 1/9/16
Career: 1 (9x) last vs. Florida State, 1/9/16
ACC: 1 (4x) last at Florida State, 1/9/16

Steals
Season: 2, vs. Charleston, 12/19/15
Career: 2 (2x) last vs. Charleston, 12/19/15
ACC: 2, vs. Louisville, 2/3/15

Blocked Shots
Season: 2 (2x) last vs. Wake Forest, 1/23/16
Career: 2 (4x) last vs. Wake Forest, 1/23/16
ACC: 2, vs. Wake Forest, 1/23/16

Field Goals
Season: 7, at La Salle, 12/22/15
Career: 7 (2x) last at La Salle, 12/22/15
ACC: 7, at Virginia Tech, 3/7/15

Field Goal Attempts
Season: 9, vs. UTRGV, 11/13/15
Career: 11, at Virginia Tech, 3/7/15
ACC: 11, at Virginia Tech, 3/7/15

Free Throws
Season: 2 (4x) last vs. Wake Forest, 1/23/16
Career: 5, vs. Florida State, 2/25/15
ACC: 5, vs. Florida State, 2/25/15

Free Throw Attempts
Season: 2 (4x) last vs. Wake Forest, 1/23/16
Career: 6, vs. Florida State, 2/25/15
ACC: 6, vs. Florida State, 2/25/15

3-Point Field Goals
Season: 4 (2x) last at La Salle, 12/22/15
Career: 4 (2x) last at La Salle, 12/22/15
ACC: 3 (3x) last at Virginia Tech, 3/7/15

3-Point Field Goal Attempts
Season: 7, vs. UTRGV, 11/13/15
Career: 7 (2x) last vs. UTRGV, 11/13/15
ACC: 7, vs. North Carolina, 2/28/15

Minutes
Season: 29, vs. Louisiana, 11/16/15
Career: 32, vs. Alabama, 3/21/15
ACC: 25, vs. North Carolina, 2/28/15

2014-15			
Opposition	P	R	A
at Notre Dame	2	0	0
NC State	2	2	0
at Syracuse	3	5	1
Georgia Tech	5	4	1
at Florida State	2	1	0
Louisville	4	4	0
Clemson	10	5	0
at Wake Forest	2	3	0
Virginia Tech	0	1	0
at Louisville	0	5	1
Florida State	5	3	0
North Carolina	11	2	0
at Pittsburgh	5	3	0
at Virginia Tech	18	5	0
vs Virginia Tech	4	3	0
vs Notre Dame	10	4	0
NC Central	8	5	0
Alabama	9	7	0
at Richmond	0	3	0
vs Temple	6	4	0
vs Stanford	3	5	1

- First name Ivan is pronounced E-von. Last name is Cruise Ew-say-duh. Born in Madrid, Spain. First language is Spanish.
- European style game; Vlade Divac type of player.
- Inside-outside threat. Great shooter for his size.
- Clever player. Will beat guys with his intelligence and skill.
- Very good passer. Good instincts for offensive situations.
- Transformed his body losing 20 pounds and gaining muscle in summer 2015. Now is much quicker and more athletic. Never consistently lifted weights before coming to Miami.
- Did not speak English before attending Harcum College.
- All-American (H.M.) and All-National Tournament Team at Harcum.
- Set school record for rebounds in game (29) and career (635) at Harcum.
- Averaged 14.6 points, 9.6 rebounds, 2.0 assists, 1.1 steals and 1.1 blocks per game at Harcum.
- Helped lead Harcum to the junior college national semifinals.
- Holds season record for 3-point percentage (45.5%).

- Favorites: Food: Cocido (chickpea-based stew from Madrid, Spain). Athlete: Drazen Petrovic. Pro Sports Team: Real Madrid. Music: 80s Music, Otis Redding, Marvin Gaye. Movie: Scarface. TV Show: Spartacus. Book: Drazen Petrovic books. Pro athlete: Larry Bird. Cuban dish: Rice and beans with fried plantains. Ice cream: Mint chip. Favorite place on campus: Weight room.
- Biggest fear: Insects. Best advice received: Believe in yourself. Why UM: Coaches and location. Started playing basketball: 12 years old.


As a Junior (2014-15): Started 6 of 21 games played after missing first 16 due to NCAA transfer rules ... Scored in double digits four times ... Hit multiple 3-pointers six times ... Notched 3-pointer in 12 outings ... In two ACC Tournament games, averaged 7.0 points and 3.5 rebounds in 19.0 minutes ... In five NIT games averaged 5.2 points and 4.8 rebounds in 25.6 minutes per game ...

Harcum College: Ranked No. 55 overall by ESPN ... All-American (H.M.) ... All-National Tournament Team ... Averaged 14.6 points, 9.6 rebounds, 2.0 assists, 1.1 steals and 1.1 blocks in 23.3 minutes per game in second season ... Hit 62.5 percent from field, 45.5 percent from long range and 72.4 percent at line ... Advanced to NJCAA Division I National Semifinals in Hutchinson, Kan., marking first final four appearance in school history ... In NJCAA Region XV Championship, hit 15 of team-best 21 points from behind 3-point line, making five of 10 tries, and grabbed 12 rebounds ... Set school record for rebounds in game (29) and career (635) ... Fourth-highest scorer in Harcum history with 957 points, sixth in blocked shots (76) ... Holds season record for 3-point percentage (45.5%) ... Honors Society.

Personal: First name Ivan is pronounced E-von ... Last name is Cruise Ew-say-duh ... Born Oct. 24, 1991 in Madrid, Spain ... Son of Jose Gabriel Cruz and Pilar Uceda ... Brother to Maria ... Father played pro basketball for Club Deportivo Cajamadrid in Spain ... Will graduate in May 2016 with B.S. Ed. in sports administration ... Attended Giner de los Rios High School ... Played basketball for Estudiantes in Spain where he averaged 12 points and seven rebounds per game ... Also played for Club Baloncesto Alcobendas, Colegio Brains, Club Baloncesto Las Rozas ... Also recruited by Marquette, Ohio State, Penn State and Villanova.

CRUZ UCEDA CAREER STATISTICS								3-Point			Free Throws			Rebounds				Scoring							
Season	GP	GS	Min.	Avg.	FG	FGA	Pct.	FG	FGA	Pct.	FT	FTA	Pct.	Off.	Def.	Tot.	Avg.	PF	FO	Ast.	TO	Blk	Stl	Pts.	Avg.
2014-15	21	6	360	17.1	37	99	.374	21	62	.339	14	17	.824	18	56	74	3.5	19	0	4	13	5	8	109	5.2
2015-16	18	6	316	17.6	45	84	.536	30	60	.500	8	8	1.000	12	52	64	3.6	38	0	5	12	6	4	128	7.1
TOTAL	39	12	676	17.3	82	183	.448	51	122	.418	22	25	.880	30	108	138	3.5	57	0	9	25	11	12	237	6.1

CRUZ UCEDA 2015-16		TOTAL		3-PTS			FREE THROWS			REBOUNDS				PF				FO		A		TO		Blk		Stl		Pts		Avg	
Opponent	Date	GS	Min	FG	FGA	Pct	3FG	FGA	Pct	FT	FTA	Pct	Off	Def	Tot	Avg	PF	FO	A	TO	Blk	Stl	Pts	Avg							
UTRGV	11-13-15	*	26	5	9	.556	4	7	.571	2	2	1.000	1	6	7	7.0	2	0	1	1	0	1	16	16.0							
LOUISIANA	11-16-15	*	29	5	7	.714	3	5	.600	0	0	.000	0	3	3	5.0	3	0	0	0	0	0	13	14.5							
vs Mississippi State	11-19-15	*	22	4	6	.667	2	3	.667	0	0	.000	0	6	6	5.3	3	0	0	1	0	1	10	13.0							
vs Utah	11-20-15	*	18	1	4	.250	1	3	.333	0	0	.000	1	1	2	4.5	2	0	0	1	0	0	3	10.5							
vs Butler	11-22-15	*	20	3	4	.750	2	3	.667	0	0	.000	1	3	4	4.4	1	0	0	2	0	0	8	10.0							
NORTHEASTERN	11-27-15	*	14	1	3	.333	1	3	.333	0	0	.000	0	0	0	3.7	1	0	1	0	0	0	3	8.8							
at Nebraska	12-01-15		9	0	2	.000	0	2	.000	0	0	.000	1	1	2	3.4	1	0	0	1	0	0	0	7.6							
CHARLOTTE	12-05-15		24	4	5	.800	3	4	.750	0	0	.000	0	6	6	3.8	3	0	1	1	0	0	11	8.0							
FLORIDA	12-08-15		13	0	4	.000	0	2	.000	0	0	.000	0	3	3	3.7	3	0	0	1	0	0	0	7.1							
CO. OF CHARLESTON	12-19-15		16	1	2	.500	1	2	.500	0	0	.000	1	2	3	3.6	4	0	1	2	0	2	3	6.7							
at La Salle	12-22-15		18	7	8	.875	4	5	.800	2	2	1.000	1	5	6	3.8	3	0	0	1	0	0	20	7.9							
PRINCETON	12-29-15		12	3	3	1.000	2	2	1.000	0	0	.000	0	1	1	3.6	4	0	0	1	1	0	8	7.9							
SYRACUSE	01-02-16		18	1	6	.167	1	5	.200	2	2	1.000	2	4	6	3.8	0	0	0	0	0	0	5	7.7							
FLORIDA STATE	01-09-16		18	3	6	.500	1	4	.250	0	0	.000	0	3	3	3.7	2	0	1	1	1	0	7	7.6							
at Virginia	01-12-16		22	2	5	.400	2	5	.400	0	0	.000	0	2	2	3.6	2	0	0	0	0	0	6	7.5							
at Clemson	01-16-16		10	2	2	1.000	1	1	1.000	0	0	.000	0	0	0	3.4	0	0	0	0	0	0	5	7.4							
at Boston College	01-20-16		12	1	2	.500	0	0	.000	0	0	.000	2	2	4	3.4	1	0	0	1	0	0	2	7.1							
WAKE FOREST	01-23-16		15	2	6	.333	2	4	.500	2	2	1.000	2	4	6	3.6	3	0	0	0	2	0	8	7.1							



TONYE JEKIRI Senior | Center | 7-0 | 248

23

Hialeah, Fla. | Champagnat Catholic School (Fla.) | Port Harcourt, Nigeria

- Puerto Rico Tip-Off All-Tournament Team, 2015 ACSMA & Coaches 2015 All-ACC Defensive Team
2014-15 Led ACC in rebounds - 9.9 rpg all games, 10.9 ACC games
2014-15 All-ACC Basketball Team, H.M.
Gildan Charleston Classic All-Tournament Team
- Lone remaining player from the 2013 ACC Championship and NCAA Sweet 16 team.
- Only played basketball for five years after moving from Nigeria to South Florida in September 2010 to begin hoops career.
- Terrific learner who picks up concepts quickly.
- Good passer for his size.
- Very good position defender on and off ball.
- Rebounder and shot blocker, developing his offensive game.
- Can play with back to basket or step out for a 15-17-foot jumper.
- Runs the floor like a guard and has unstoppable motor.
- Second Florida recruit in Larrañaga era, following Shane Larkin.
- First time he saw snow was on a road trip to UMass on Dec. 1, 2012, during freshman season.
- Acclimated himself well from Nigeria to U.S. culture.
- Chose jersey number 23 because July 23 is birthday.
- Favorites: Food: Rice & chicken. Basketball movie: Love & Basketball. Sport besides basketball: Soccer.
- Why UM: The coaching staff.

Table with 3 columns: 2012-13, 2013-14, 2014-15. Each column lists opponents and stats for P, R, A.

Jekiri Season / Career Highs
Points
Season: 20, vs. Utah, 11/21/15
Career: 20, vs. Utah, 11/21/15
ACC: 15 (2x) last vs. Virginia Tech, 2/18/15
Rebounds
Season: 17, at Boston College, 1/20/16
Career: 17 (2x) last at Boston College, 1/20/16
ACC: 17 (2x) last at Boston College, 1/20/16
Assists
Season: 2 (4x) last vs. Charleston, 12/19/15
Career: 8, vs. South Alabama, 11/28/14
ACC: 4, vs. Syracuse, 1/25/14
Steals
Season: 1 (4x) last at Clemson, 1/16/16
Career: 4, at Duke, 1/13/15
ACC: 4, at Duke, 1/13/15
Blocked Shots
Season: 5, vs. Northeastern, 11/28/15
Career: 5 (3x) last vs. Northeastern, 11/28/15
ACC: 5, vs. Clemson, 2/8/15
Field Goals
Season: 8, vs. Utah, 11/21/15
Career: 8, vs. Utah, 11/21/15
ACC: 6, (2x) last at Louisville, 2/21/15
Field Goal Attempts
Season: 10 (2x) last at Clemson, 1/16/16
Career: 14, vs. Louisville, 2/3/15
ACC: 14, vs. Louisville, 2/3/15
Free Throws
Season: 4 (2x) last vs. Butler, 11/22/15
Career: 8, at Boston College, 2/16/15
ACC: 8, at Boston College, 2/16/15
Free Throw Attempts
Season: 5, vs. Utah, 11/21/15
Career: 10, at Boston College, 2/16/15
ACC: 10, at Boston College, 2/16/15
3-Point Field Goals
Season: --
Career: 1, vs. Alabama, 3/21/15
ACC: --
3-Point Field Goal Attempts
Season: 1 (3x) last at Nebraska, 12/1/15
Career: 1 (2x) vs. UTRGV, 11/13/15
ACC: 1, vs. Florida State, 1/9/16
Minutes
Season: 39, at Nebraska, 12/1/15
Career: 47, at Boston College, 2/16/15
ACC: 47, at Boston College, 2/16/15

As a Junior (2014-15): Final 2015 NCAA rankings: No. 5 total rebounds; No. 20 defensive rebounds per game; No. 21 rebounds per game; No. 43 double doubles; No. 44 offensive rebounds per game; No. 91 total blocks. Among ACC players in all games: No. 1 rebounds (9.9); No. 1 defensive rebounds (6.7); No. 4 offensive rebounds (3.2); No. 5 blocked shots (1.4) ... Among ACC players in league games only: No. 1 rebounds (10.9) ... No. 1 defensive rebounds (7.3); No. 2 offensive rebounds (3.6); No. 6 blocked shots (1.3). Season: Started all 27 games played, missing NIT championship game due to injury ... Eleven double-doubles overall, led ACC with nine in league play ... Four straight double-doubles from Feb. 16 to Feb. 25 ... Hit first career 3-point attempt vs. Alabama, 3/21 ... First Miami player to average 10+ rebounds per game in ACC play ... Led ACC with 21 10+-rebound games. Second-most was 14 ... Received second-most votes for ACC most improved player of the year and third-most votes for ACC defensive player of the year ... In ACC games from 2014-15, improved his free throw percentage 18.1 percent, field goal percentage 9.0 percent, points 5.6 per game, rebounds 5.3 per game and blocks 0.5 per game. Also improved double-doubles from one to nine ... Double-digit rebounds in 21 games, 13 times in ACC play ... Scored double digits 15 times ... In two ACC Tournament games, averaged 10.0 points and 9.5 rebounds in 29.0 minutes.

High School: Rated the 17th-best center in the country by ESPN.com and No. 13 by Scout.com ... Averaged 20 points, 12 rebounds and 5 blocks per game as a senior ... Notched 45 points and 20 rebounds in regional semifinals and 18 points, 14 rebounds and six blocks in regional finals ... Led his team to the 2A state title game ... First team 2011-12 Boys Class 2A All-State Team ... First Team All-FHSAA Tournament at state championships ... Orlando Sentinel's 2011-12 All-Florida boys basketball team ... Averaged 14 points and 10 rebounds per game as a junior with Champagnat, his first year of organized hoops ... Team MVP ... Team captain ... On the AAU circuit, played for Team Breakdown ... Dominated at the Source Hoops Elite Camp and led Team Breakdown to championships in the Breakdown Hoops Festival and the Big Shots Myrtle Beach I ... Can play with his back to the basket or step out for a 10-12-foot shot ... Runs the floor like a guard and has an unstoppable motor.

Personal: Born July 23, 1994 in Nigeria ... Given name is Tonye Frank Jekiri (TAHN-yay Ja-KEER-EE) ... Son of Emilinia and Frank ... Brother to Tammie, Omiebi and Boma ... Expecting to graduate in May 2016 with B.S. Ed. in sports administration ... Chose his jersey number 23 because July 23 is his birthday ... Originally from Nigeria, Jekiri moved to South Florida in September 2010 to begin his basketball career ... Previously played soccer ... Chose Miami over considerations from Virginia Tech, Clemson, Florida State, Auburn, Vanderbilt and Alabama ... Jekiri was Larrañaga's second recruit from the state of Florida, joining former Canes PG Shane Larkin from Orlando, Fla.

JEKIRI CAREER STATISTICS table with columns: Season, GP, GS, Min, Avg, FG, FGA, Pct, 3-Point FG, FGA, Pct, FT, FTA, Pct, Off, Def, Tot, Avg, PF, FO, Ast, TO, Blk, Stl, Pts, Avg.

JEKIRI 2015-16 table with columns: Opponent, Date, GS, TOTAL Min, FG, FGA, 3-PTS Pct, 3FG, FGA, FREE THROWS FT, FTA, REBOUNDS Off, Def, Tot, Avg, PF, FO, A, TO, Blk, Stl, Pts, Avg.



RASHAD MUHAMMAD

Junior | Guard | 6-6 | 160

1

Las Vegas, Nev. | San Jose State | Bishop Gorman HS

- Big time scorer with deep range.
- Using redshirt season at Miami to gain strength.
- From an athletic family: Brother is Minnesota Timberwolves player Shabazz Muhammad; Mother was PG and track star at Long Beach State; Father was PG for USC; Sister is professional tennis player; Uncle played in NFL; Aunt played basketball for Cal State Fullerton.
- Favorites: Food: Surf and turf. Athlete: Kobe Bryant. Professional teams: Lakers, Timberwolves, Raiders. Midnight snack: Cereal. Ice Cream: Chocolate. Cereal: Cinnamon Toast Crunch. Movie: More than a Game. TV Show: Fresh Prince of Bel Air. Musical Artist: Lil Wayne. Place on Campus: The gym.

As a Junior at Miami (2015-16)

Will sit out the 2015-16 season after transferring from San Jose State in August, 2015.

As a Sophomore at San Jose State (2014-15)

Led Spartans in scoring for second-straight season at 13.9 points per game ... Averaged 3.3 rebounds, 1.1 assists and 32.3 minutes over 27 games ... Scored in double-figures 21 times ... Led team in scoring in 15 games ... Five 20-point performances ... Season-high 27 points versus San Diego State (1/21) ... Season-high 10 rebounds to go along with 23 points at Wyoming (2/14) ... Splashed in 59 three-point baskets moving him into third all-time at San José State with 134 ... Multiple threes in 19 games ... Scored 26 points and matched a career-high for made threes in a game with six at Air Force (1/7) ... Third in the conference during Mountain West play at 2.5 made threes per game ... Career-high five assists versus Utah State (2/14) ... Shot free throws at 79.6 percent ... 20 points at UC Davis (12/3) ... 22 points versus Saint Katherine (12/9) ... Recorded two steals in three different games.

As a Freshman at San Jose State (2013-14)

Played in all 31 games and started three - at Weber State and against Fresno State and Boise State ... One of first players off bench ... Averaged team-best 13.2 points per game and 2.9 rebounds per game ... Set Mountain West freshman record for three pointers made in season at 75 ... Second-highest single-season three-pointers made and fourth-high three-pointers attempted at San José State ... Scored in double figures in 22 games ... 408 points on the season ... 20+ points in five games ... Scored a season-high 28 points in three-overtime win against UC Davis and 28 points against Colorado State ... Hit season-best six three-pointers against UC Davis and at Utah State ... Added 23 points at Portland, 21 points at Houston and 20 at Utah State ... Led team in scoring in 16 games ... Attempted at least 10 shots in 20 games ... Made at least one three-pointer in 12 straight games and 28 of 31 games ... Made 75 of 190 three-point attempts ... Shot 81.3 percent from free throw line ... Grabbed seven rebounds against Pacific and six rebounds against Milwaukee and at Wyoming and Fresno State ... Dished out at least one assist in 17 games ... Three assists at New Mexico ... Two steals at Northern Illinois, against James Madison and at Utah State and Air Force.

High School

Played at Bishop Gorman High School in Las Vegas ... Averaged 19 points senior year and led team to 29-3 record ... Team finished No. 15 in USA Today and ESPN polls ... Team won back-to-back Division I state championships ... Averaged 4.2 rebounds and 2.3 assists senior year.

Personal


Born January 6, 1994, in Las Vegas ... Son of Faye Muhammad, former point guard and track star at Long Beach State, and Ronald Muhammad, former point guard for USC ... Younger brother of Shabazz Muhammad, former UCLA player who is currently with Minnesota Timberwolves ... Sister, Asia, is a professional tennis player ... Uncle, Stephone Paige, played nine seasons in the NFL ... Aunt, Robin Paige, was four-year starter for Cal State Fullerton ... Majoring in sociology.

2013-14				2014-15			
Opposition	P	R	A	Opposition	P	R	A
at Santa Clara	15	2	1	Bethesda	17	3	2
vs. Milwaukee	17	6	0	Portland	5	2	2
at Northern Illinois	11	3	1	Pepperdine	9	2	2
vs. James Madison	18	3	1	at Cal State Fullerton	11	2	0
at Pepperdine	14	1	2	vs. Washington	15	2	0
Cal State Fullerton	17	4	2	vs. Western Michigan	7	2	0
at Portland	23	3	0	vs. Princeton	0	0	0
at Weber State	17	1	1	at UC Davis	20	1	1
at Houston	21	1	0	Santa Clara	15	1	0
UC Davis	28	3	0	Saint Katherine	22	6	2
Westminster	8	2	0	Wyoming	13	5	2
Pacifica	19	7	0	at Air Force	26	4	0
Nevada	5	1	1	at UNLV	3	2	0
at Utah State	20	2	1	Fresno State	16	3	0
Colorado State	28	5	0	Colorado State	12	3	1
New Mexico	16	3	1	at Boise State	13	1	1
at Air Force	12	2	1	Air Force	11	1	2
at Wyoming	2	6	2	at New Mexico	15	3	0
San Diego State	5	3	0	at Fresno State	16	2	4
at Boise State	0	0	0	Nevada	10	3	1
UNLV	13	3	1	at Wyoming	23	10	0
at New Mexico	15	3	3	Utah State	12	6	5
at Fresno State	13	6	1	San Diego State	27	4	0
Air Force	5	2	0	at Colorado State	18	3	1
Wyoming	0	0	0	at Nevada	6	3	1
at Nevada	11	5	1	Boise State	17	6	2
at San Diego State	14	2	0	UNLV	16	8	2
Utah State	5	1	2				
at Colorado State	6	1	0				
Fresno State	17	5	1				
vs. Boise State	13	5	1				

Muhammad Career Highs

- Points**
Career: 28 (2x) last vs. Colorado State, 1/8/14
- Rebounds**
Career: 10, at Wyoming, 2/14/15
- Assists**
Career: 5, San Diego State, 2/21/15
- Steals**
Career: 2 (7x) last at Wyoming, 2/14/15
- Blocked Shots**
Career: 1 (4x) last at Wyoming, 2/14/15
- Field Goals**
Career: 10, at Air Force, 1/7/15
- Field Goal Attempts**
Career: 21, Fresno State, 3/8/14
- Free Throws**
Career: 9, Colorado State, 1/8/14
- Free Throw Attempts**
Career: 12, Colorado State, 1/8/14
- 3-Point Field Goals**
Career: 6 (3x), last at Air Force, 1/7/15
- 3-Point Field Goal Attempts**
Career: 13, UC Davis, 12/18/13
- Foul Disqualifications**
Career: 0
- Minutes**
Career: 42, UC Davis, 12/18/13

MUHAMMAD SAN JOSE STATE STATISTICS																									
Season	GP	GS	Min.	Avg.	FG			3-Point			Free Throws			Rebounds			Scoring								
					FGA	Pct.	FG	FGA	Pct.	FT	FTA	Pct.	Off.	Def.	Tot.	Avg.	PF	FO	Ast.	TO	Blk	Stl	Pts.	Avg.	
2013-14	31	3	873	28.2	121	332	.364	75	190	.395	91	112	.813	20	71	91	2.9	53	0	24	52	1	14	408	13.2
2014-15	27	22	871	32.3	119	312	.381	59	164	.360	78	98	.796	17	71	88	3.3	48	0	31	38	3	18	375	13.9
Totals	58	25	1744	30.1	240	644	.373	134	354	.379	169	210	.805	37	142	179	3.1	101	0	55	90	4	32	783	13.5



JA'QUAN NEWTON

Sophomore | Guard | 6-2 | 180

Philadelphia, Pa. | Neumann-Goretti HS



Newton Season / Career Highs

Points

Season: 20, vs. Charleston, 12/19/15
Career: 20, vs. Charleston, 12/19/15
ACC: 18, vs. Wake Forest, 1/23/16

Rebounds

Season: 7, vs. Charleston, 12/19/15
Career: 7, vs. Charleston, 12/19/15
ACC: 5, at Virginia, 1/12/16

Assists

Season: 6, vs. Charlotte, 12/5/15
Career: 6, vs. Charlotte, 12/5/15
ACC: 5, at Notre Dame, 1/17/15

Steals

Season: 4, vs. Charleston, 12/19/15
Career: 4, vs. Charleston, 12/19/15
ACC: 2, vs. Syracuse, 1/2/16

Blocked Shots

Season: 1 (2x) last vs. Princeton, 12/29/15
Career: 1 (6x) last vs. Princeton, 12/29/15
ACC: 1, at Notre Dame, 1/17/15

Field Goals

Season: 6 (2x) last vs. Florida State, 1/9/16
Career: 6 (3x) last vs. Florida State, 1/9/16
ACC: 6 (2x) last vs. Florida State, 1/9/16

Field Goal Attempts

Season: 12, vs. Butler, 11/22/15
Career: 12, vs. Stanford, 4/2/15
ACC: 10 (2x) last vs. Wake Forest, 1/23/16

Free Throws

Season: 9, vs. Charlotte, 12/5/15
Career: 9, vs. Charlotte, 12/5/15
ACC: 7, vs. Wake Forest, 1/23/16

Free Throw Attempts

Season: 10 (2x) last vs. Syracuse, 1/2/16
Career: 10, vs. Syracuse, 1/2/16
ACC: 10, vs. Syracuse, 1/2/16

3-Point Field Goals

Season: 2, vs. Syracuse, 1/2/16
Career: 2 (2x) last vs. Syracuse, 1/2/16
ACC: 2, vs. Syracuse, 1/2/16

3-Point Field Goal Attempts

Season: 2 (5x) last at Boston College, 1/20/16
Career: 2 (8x) last at Boston College, 1/20/16
ACC: 2 (4x) last at Boston College, 1/20/16

Minutes

Season: 26, vs. Charlotte, 12/5/15
Career: 33, at Pittsburgh, 3/4/15
ACC: 33, at Pittsburgh, 3/4/15

2014-15			
Opposition	P	R	A
Howard	8	0	0
at Florida	5	1	3
vs Drexel	7	1	3
vs Akron	4	0	1
vs Charlotte	3	3	3
at Charlotte	0	0	0
South Alabama	5	1	0
Illinois	0	2	1
Green Bay	0	0	0
Savannah State	2	0	0
Eastern Kentucky	2	2	3
vs Providence	3	0	1
Charleston	6	0	0
Virginia	0	1	1
at Duke	4	2	3
at Notre Dame	16	2	5
NC State	0	0	1
at Syracuse	3	0	0
Georgia Tech	3	0	0
at Florida State	2	0	1
Louisville	3	1	1
Clemson	1	1	1
at Wake Forest	5	0	2
at Boston College	0	0	0
Virginia Tech	0	0	1
North Carolina	10	1	4
at Pittsburgh	4	3	1
at Virginia Tech	8	4	3
vs Virginia Tech	0	3	0
vs Notre Dame	0	0	0
Alabama	1	1	2
at Richmond	11	5	2
vs Temple	9	4	2
vs Stanford	10	5	2

- First name pronounced Juh-Quan.
- Competitor with a real feel for the game. Fearless and relentless. Passionate and energetic.
- Knack for getting in the lane off the dribble, then makes good decisions in the lane: floater, pass, dribble.
- Improved defensively and can play multiple positions, on and off of the ball.
- Getting stronger daily.
- Tremendous ability to finish 8-feet and in. Working to become a better 3-point shooter.
- Ranked No. 58 in ESPN's Top 100.
- Ranked No. 1 in the state and is the 12th-best PG in the country by ESPN.
- Scored 1,972 career points in high school.
- Leading scorer in both the history of the Catholic School League in Philadelphia and in Neumann-Goretti history. Owns three PIAA state titles.
- Mother passed away March 2014 after three-year battle with breast cancer, one day prior to state championship game in which Newton scored 33 points.
- Played on Cherrashore Playground basketball court at 10th and Olney in Philadelphia. Played in the Chosen League.
- Father, Joe Newton, was NABC Division II national player of the year out of the University of Central Oklahoma.
- Favorites: Food: Fried chicken. Movie: Friday. Pro athlete: LeBron James. Subject in school: Math. Ice cream flavor: Vanilla. Cartoon: Tom and Jerry. Player when I was a kid: Allen Iverson.
- Why UM: Style of play and city of Miami. Ideal job after hoops: Coach.

As a Freshman (2014-15): Started three games, playing in 34, as a true freshman ... Scored in double digits four times ... Dished at least three assists eight times ... Grabbed 14 rebounds in last three games after just 29 boards the first 31 outings ... In ACC play averaged 3.9 points, 1.6 assists, 1.0 rebounds in 13.5 minutes per game ... In four NIT games, averaged 7.8 points, 3.8 rebounds, 2.0 assists in 22.3 minutes ... Missed game vs. NC Central due to injury ... Against Stanford in NIT championship game, knocked down two of four total 3-pointers for season.

High School: Ranked No. 58 in ESPN's Top 100 ... Ranked No. 1 in the state and is the 12th-best PG in the country by ESPN ... Catholic League MVP ... All-Catholic League First Team ... Led team with 21.7 points per game ... Scored 1,972 career points in high school ... Guided the Saints to 22-4 record and sixth-straight Catholic League Championship ... Scored 15 of his 23 points in second half to seal the victory ... Started four-straight years in Catholic League Championship game ... Leading scorer in both the history of the Catholic School League in Philadelphia and in Neumann-Goretti history ... Secured a double-double with 14 points and 10 rebounds in first round of the Pennsylvania Interscholastic Athletic Association playoffs ... Scored 33 points and go-ahead bucket in overtime to win PIAA Class AAA Championship ... Consensus Top 60 player ... Averaged 18.0 points as a junior.

Personal: Born Ja'Quan Naasir Newton on August 23, 1995 in Philadelphia ... First name pronounced Juh-Quan ... Son of the late Lisa Brown, and Joe Newton, the NABC Division II national player of the year out of the University of Central Oklahoma ... Brother to Cary Rudd and Miing Newton ... Mother passed away March 2014 after three-year battle with breast cancer, one day prior to state championship game in which Newton scored 33 points ... NBA Top 100 Camp ... LeBron James Skills Academy ... Played AAU ball for Team Final, the same squad as Miami teammate Davon Reed ... Also recruited by UCLA, Texas A&M and Minnesota ... Undeclared arts and sciences major.

NEWTON CAREER STATISTICS

Season	GP	GS	Min.	Avg.	3-Point			Free Throws			Rebounds				Scoring										
					FG	FGA	Pct.	FT	FTA	Pct.	Off.	Def.	Tot.	Avg.	PF	FO	Ast.	TO	Blk	Stl	Pts.	Avg.			
2014-15	34	3	459	13.5	45	111	.405	4	10	.400	41	64	.641	8	35	43	1.3	34	0	47	39	4	8	135	4.0
2015-16	17	1	367	21.6	62	123	.504	6	18	.333	65	86	.756	7	39	46	2.7	22	0	46	34	2	15	195	11.5
TOTAL	51	4	826	16.2	107	234	.457	10	28	.357	106	150	.707	15	74	89	1.7	56	0	93	73	6	23	330	6.5

NEWTON 2015-16

Opponent	Date	GS	Min	TOTAL			3-PTS			FREE THROWS			REBOUNDS				PF	FO	A	TO	Blk	Stl	Pts	Avg
				FG	FGA	Pct	3FG	FGA	Pct	FT	FTA	Pct	Off	Def	Tot	Avg								
UTRGV	11-13-15	23	3	6	.500	0	1	.000	5	7	.714	0	2	2	2.0	0	0	1	3	0	1	11	11.0	
LOUISIANA	11-16-15	15	5	6	.833	0	0	.000	1	2	.500	0	0	0	1.0	1	0	5	2	0	0	11	11.0	
vs Mississippi State	11-19-15	24	5	10	.500	0	2	.000	5	8	.625	0	2	2	1.3	2	0	5	2	0	2	15	12.3	
vs Utah	11-20-15	22	1	8	.125	0	0	.000	3	4	.750	0	1	1	1.3	1	0	1	1	0	1	5	10.5	
vs Butler	11-22-15	23	5	12	.417	0	1	.000	7	8	.875	0	1	1	1.2	1	0	3	1	1	2	17	11.8	
NORTHEASTERN	11-27-15	20	5	7	.714	1	1	1.000	2	3	.667	1	1	2	1.3	4	0	1	2	0	1	13	12.0	
at Nebraska	12-01-15	20	3	6	.500	0	2	.000	4	5	.800	0	2	2	1.4	1	0	2	2	0	0	10	11.7	
CHARLOTTE	12-05-15 *	26	2	5	.400	1	2	.500	9	10	.900	0	4	4	1.8	1	0	6	1	0	0	14	12.0	
FLORIDA	12-08-15	19	0	2	.000	0	0	.000	3	4	.750	0	1	1	1.7	1	0	3	3	0	0	3	11.0	
CO. OF CHARLESTON	12-19-15	23	6	8	.750	1	2	.500	7	9	.778	1	6	7	2.2	1	0	2	3	0	4	20	11.9	
at La Salle	12-22-15	21	5	10	.500	0	0	.000	0	1	.000	0	2	2	2.0	0	0	3	1	0	1	10	11.7	
PRINCETON	12-29-15	22	5	8	.625	0	0	.000	3	3	1.000	1	3	4	2.3	1	0	4	1	1	0	13	11.8	
SYRACUSE	01-02-16	24	3	5	.600	2	2	1.000	6	10	.600	1	3	4	2.5	3	0	2	2	0	2	14	12.0	
FLORIDA STATE	01-09-16	21	6	10	.600	0	1	.000	1	1	1.000	0	1	1	2.4	2	0	4	2	0	1	13	12.1	
at Virginia	01-12-16	19	2	5	.400	0	1	.000	2	3	.667	1	4	5	2.5	0	0	1	2	0	0	6	11.7	
at Clemson	01-16-16	24	2	8	.250	1	1	1.000	3	4	.750	2	2	4	2.6	0	0	1	3	0	0	8	11.4	
at Boston College	01-20-16	21	4	7	.571	0	2	.000	4	4	1.000	0	4	4	2.7	3	0	2	3	0	0	12	11.5	
WAKE FOREST	01-23-16	25	5	10	.500	1	1	1.000	7	9	.778	1	0	1	2.6	3	0	1	2	0	0	18	11.8	



JAMES PALMER

Sophomore | Guard | 6-5 | 202

12

Washington, D.C. | St. John's College HS

- Intelligent with a high basketball IQ after playing at a high level in high school and AAU due to good coaching.
- Good body size and is maturing physically and growing into his long limbs.
- Can play positions 1-4.
- Makes tough left- and right-handed layups.
- Good pull-up jumper and can make 3-pointers.
- Enjoys life and has a good sense of humor.
- In Spain in August 2014, shot team best 68 percent from the floor and hit 57 percent (8-15) from distance en route to 11.5 ppg.
- Ranked No. 1 player in the D.C. region, by ESPN.
- Played AAU ball for Team Takeover.

- Favorites: Food: Shrimp. Movie: Next Friday. TV Show: Martin. Pro athlete: Jamal Crawford. Pro Sports Team: Cowboys. Midnight snack: Honey Bun, fruit snacks. Class at UM: Acting. Ice cream: Cookies and cream.
- Best advice received: Stay humble, stay hungry. Why UM: Great coaches, playing style and weather. Started playing basketball: Age 7.

As a Freshman (2014-15): Season: Started five of 38 games played ... One of only three Canes to play all 38 games ... Knocked down 5-of-5 from 3-point range at Virginia Tech on his way to season-high 17 points ... Scored in double digits four times ... Hit multiple 3-pointers nine times, including the first five games ... Notched 3-pointer in 11 outings.

High School: Ranked No. 1 player in the D.C. region, by ESPN ... Senior year averaged team-high 15.7 points per game ... Played in D.C. State Athletic Association semifinal ... Led Cadets to 27-4 record ... Helped squad to a 20-win season by averaging 12 points, five rebounds and two assists as a junior ... First team all-conference ... Team captain ... Coached by Sean McAloon at St. John's College HS.

Personal: Born James Alfred Palmer, Jr., on July 31, 1996 in Washington, D.C. ... Son of Diane McFadden and the late James Palmer, Sr. ... Brother to Tijree and Tijisha ... Played AAU ball for Team Takeover ... Also recruited by Memphis, Wake Forest, Rutgers, Cincinnati and Maryland ... Undeclared arts and sciences major.

Palmer Season / Career Highs

Points
Season: 14, vs. Mississippi State, 11/19
Career: 17, at Virginia Tech, 3/7/15
ACC: 17, at Virginia Tech, 3/7/15

Rebounds
Season: 6, vs. UTRGV, 11/13/15
Career: 6, vs. UTRGV, 11/13/15
ACC: 4, at Virginia Tech, 3/7/15

Assists
Season: 3 (2x) last at Virginia, 1/12/16
Career: 3 (5x) last at Virginia, 1/12/16
ACC: 3 (2x) last at Virginia, 1/12/16

Steals
Season: 2 (2x) last vs. Wake Forest, 1/23/16
Career: 2 (2x) last vs. Wake Forest, 1/23/16
ACC: 2 (2x) last vs. Wake Forest, 1/23/16

Blocked Shots
Season: 1, vs. Charlotte, 12/5/15
Career: 1 (10x) last vs. Charlotte, 12/5/15
ACC: 1 (2x) last at Louisville, 2/21/15

Field Goals
Season: 6, vs. Mississippi State, 11/19
Career: 5 (2x) last at Virginia Tech, 3/7/15
ACC: 5, at Virginia Tech, 3/7/15

Field Goal Attempts
Season: 9, vs. Mississippi State, 11/19
Career: 10, at Virginia Tech, 3/7/15
ACC: 10, at Virginia Tech, 3/7/15

Free Throws
Season: 3 (2x) last at La Salle, 12/22/15
Career: 3 (3x) last at La Salle, 12/22/15
ACC: 3, at Notre Dame, 1/17/15

Free Throw Attempts
Season: 4 (2x) last at La Salle, 12/22/15
Career: 4 (3x) last at La Salle, 12/22/15
ACC: 4, at Notre Dame, 1/17/15

3-Point Field Goals
Season: 2 (4x) last vs. Wake Forest, 1/23/16
Career: 5, at Virginia Tech, 3/7/15
ACC: 5, at Virginia Tech, 3/7/15

3-Point Field Goal Attempts
Season: 4, vs. UTRGV, 11/13/15
Career: 5 (3x) last at Virginia Tech, 3/7/15
ACC: 5 (2x) last at Virginia Tech, 3/7/15

Minutes
Season: 26, vs. Charlotte, 12/5/15
Career: 27 (2x) last at Virginia Tech, 3/7/15
ACC: 27, at Virginia Tech, 3/7/15

2014-15			
Opposition	P	R	A
Howard	6	2	2
at Florida	10	0	0
vs Drexel	6	0	0
vs Akron	8	3	0
vs Charlotte	12	2	1
at Charlotte	3	2	0
South Alabama	6	4	3
Illinois	0	0	0
Green Bay	0	0	2
Savannah State	2	1	0
Eastern Kentucky	0	1	0
vs Providence	0	0	2
Charleston	5	2	3
Virginia	0	0	1
Boston College	0	0	0
at Duke	2	2	0
at Notre Dame	11	1	0
NC State	7	0	0
at Syracuse	2	1	1
Georgia Tech	6	2	0
at Florida State	0	1	0
Louisville	3	1	0
Clemson	2	3	0
at Wake Forest	6	3	1
at Boston College	2	3	0
Virginia Tech	8	3	3
at Louisville	0	0	0
Florida State	0	0	0
North Carolina	0	0	0
at Pittsburgh	0	0	0
at Virginia Tech	17	4	1
vs Virginia Tech	2	3	1
vs Notre Dame	2	2	1
NC Central	0	2	1
Alabama	2	0	2
at Richmond	2	1	0
vs Temple	4	4	0
vs Stanford	6	1	0

PALMER CAREER STATISTICS

Season	GP	GS	Min.	Avg.	3-Point			Free Throws			Rebounds				Scoring										
					FG	FGA	Pct.	FT	FTA	Pct.	Off.	Def.	Tot.	Avg.	PF	FO	Ast.	TO	Blk	Stl	Pts.	Avg.			
2014-15	38	5	504	13.3	52	126	.413	23	63	.365	15	23	.652	14	40	54	1.4	28	0	25	28	9	5	142	3.7
2015-16	18	0	219	12.2	25	63	.397	10	25	.400	10	18	.556	6	21	27	1.5	10	0	18	10	1	8	70	3.9
TOTAL	56	5	723	12.9	77	189	.407	33	88	.375	25	41	.610	20	61	81	1.4	38	0	43	38	10	13	212	3.8

PALMER 2015-16

Opponent	Date	GS	Min	TOTAL			3-PTS			FREE THROWS			REBOUNDS				PF	FO	A	TO	Blk	Stl	Pts	Avg
				FG	FGA	Pct	3FG	FGA	Pct	FT	FTA	Pct	Off	Def	Tot	Avg								
UTRGV	11-13-15	23	3	7	.429	2	4	.500	3	4	.750	1	5	6	6.0	0	0	3	0	0	11	11.0		
LOUISIANA	11-16-15	11	0	2	.000	0	0	.000	0	0	.000	1	1	2	4.0	1	0	0	0	0	0	5.5		
vs Mississippi State	11-19-15	21	6	9	.667	2	3	.667	0	2	.000	0	2	3.3	0	0	1	0	0	14	8.3			
vs Utah	11-20-15	15	2	2	1.000	2	2	1.000	0	0	.000	0	1	1	2.8	1	0	2	1	0	6	7.8		
vs Butler	11-22-15	11	1	2	.500	0	1	.000	0	0	.000	0	1	1	2.4	2	0	1	0	0	2	6.6		
NORTHEASTERN	11-27-15	9	1	5	.200	0	1	.000	0	0	.000	0	0	0	2.0	0	0	1	0	0	2	5.8		
at Nebraska	12-01-15	3	0	0	.000	0	0	.000	0	0	.000	0	0	0	1.7	1	0	0	0	0	0	5.0		
CHARLOTTE	12-05-15	26	3	8	.375	0	1	.000	1	1	1.000	0	3	3	1.9	0	0	1	2	1	7	5.3		
FLORIDA	12-08-15	10	0	3	.000	0	1	.000	0	0	.000	1	0	1	1.8	0	0	1	0	0	0	4.7		
CO. OF CHARLESTON	12-19-15	19	2	4	.500	0	2	.000	0	2	.000	0	2	2	1.8	0	0	1	2	0	1	4	4.6	
at La Salle	12-22-15	22	1	6	.167	1	3	.333	3	4	.750	1	1	2	1.8	3	0	1	2	0	1	6	4.7	
PRINCETON	12-29-15	9	2	4	.500	1	3	.333	3	4	.000	1	3	4	2.0	1	0	1	1	0	0	5	4.8	
SYRACUSE	01-02-16	8	1	3	.333	0	1	.000	1	1	1.000	1	1	2	2.0	0	0	1	0	0	0	3	4.6	
FLORIDA STATE	01-09-16	4	0	1	.000	0	0	.000	0	0	.000	0	1	1	1.9	0	0	0	1	0	1	0	4.3	
at Virginia	01-12-16	8	0	1	.000	0	0	.000	0	0	.000	0	0	0	1.8	0	0	3	0	0	0	0	4.0	
at Clemson	01-16-16	0	0	0	.000	0	0	.000	0	0	.000	0	0	0	1.7	0	0	0	0	0	0	0	3.8	
at Boston College	01-20-16	10	1	3	.333	0	1	.000	1	2	.500	0	0	0	1.6	1	0	1	0	0	2	3	3.7	
WAKE FOREST	01-23-16	10	2	3	.667	2	2	1.000	1	2	.500	0	0	0	1.5	0	0	0	1	0	2	7	3.9	



ANGEL RODRIGUEZ

Redshirt Senior | Guard | 5-11 | 185

Cupey, P.R. | Kansas State | Dr. Krop HS (Miami, Fla.)

13

Rodriguez Season / Career Highs

Points
Season: 19, vs. Butler, 11/22/15
Career: 25 (2x) last vs. Florida State, 2/25/15
ACC: 25 (2x) last vs. Florida State, 2/25/15

Rebounds
Season: 5, vs. Louisiana, 11/16/15
Career: 8, vs. Akron, 11/21/14
ACC: 4 (6x) last vs. Wake Forest, 1/23/16

Assists
Season: 7, vs. UTRGV, 11/13/15
Career: 10 (2x) last vs. TCU, 2013
ACC: 8, at Syracuse, 1/24/15

Steals
Season: 6, vs. Syracuse, 1/2/16
Career: 6, vs. Syracuse, 1/2/16
ACC: 6, vs. Syracuse, 1/2/16

Blocked Shots
Season: 2, vs. Syracuse, 1/2/16
Career: 2 (3x) last vs. Syracuse, 1/2/16
ACC: 2, vs. Syracuse, 1/2/16

Field Goals
Season: 6 (2x) last at Virginia, 1/12/16
Career: 8 (3x) last vs. Florida State, 2/25/15
ACC: 8 (2x) last vs. Florida State, 2/25/15

Field Goal Attempts
Season: 13, at Virginia, 1/12/16
Career: 22, vs. Virginia, 01/03/15
ACC: 22, vs. Virginia, 01/03/15

Free Throws
Season: 8, vs. Louisiana, 11/16/15
Career: 10, vs. Virginia, 01/03/15
ACC: 10, vs. Virginia, 01/03/15

Free Throw Attempts
Season: 11, vs. Louisiana, 11/16/15
Career: 12 (2x) last vs. Florida State, 2/25/15
ACC: 12 (2x) last vs. Florida State, 2/25/15

3-Point Field Goals
Season: 3 (2x) last vs. Florida, 12/8/15
Career: 5, (3x) last at Florida, 11/17/14
ACC: 4, at Duke, 1/13/15

3-Point Field Goal Attempts
Season: 7 (2x) last vs. Syracuse, 1/2/16
Career: 10, vs. TCU, 3/5/13
ACC: 9, at Syracuse, 1/24/15

Minutes
Season: 36, at Nebraska, 12/1/15
Career: 44, vs. Virginia, 01/03/15
ACC: 44, vs. Virginia, 01/03/15

- Puerto Rico Tip-Off Most Valuable Player, 2015
- ACSMA All-ACC Team, H.M., 2015
- Bob Cousy Collegiate PG of the Year Award Preseason Watch List, 2015
- Oscar Robertson Trophy Preseason Watch List, 2015
- ACC Player of the Week - Nov. 24, 2014
- Gildan Charleston Classic Most Valuable Player, 2014
- NABC District 8 Second Team
- All-Big 12 Second Team
- Big 12 All-Defensive Team
- Phillips 66 All-Championship Team
- Big 12 Co-Champions
- Phillips 66 Co-Big 12 Player of the Week (Feb. 18)

- Floor general. Vocal & physical leader. High energy. Quick side-to-side.
- Ultra competitive. A bulldog. Very physical. Will use his strength on defense and to go to the rim.
- Wants ball in hands at end of game. Big shot maker.
- Defensive mindset. Takes pride in his D.
- Makes an array of layups, floaters and pull-up jumpers.
- Gets the best out of others. Creates for teammates, scores off dribble.
- Transferred from Kansas State in fall of 2013, sitting out 2013-14 due to NCAA transfer rules.
- As a sophomore at K-State (2012-13): NABC District 8 second team. All-Big 12 Second Team. Big 12 All-Defensive Team. Phillips 66 All-Championship Team. Big 12 Co-Champions.
- Ranked third in Big 12 in assists, fourth in steals and fifth in assist-to-turnover ratio during his sophomore season in 2012-13.
- Born in San Juan, Puerto Rico. First language is Spanish. Left Puerto Rico at age 15 to come to U.S. to play basketball. Transferred to Miami to be closer to home so his mother can watch his games.
- Despite baseball being a pastime in Puerto Rico, never played because action was too slow.

"Coming to Miami was the best decision I ever made in my life. There are just so many positive things ever since I came here. I got healthy. I met the great staff that we have, from top to bottom. I'm close to my family. I see my friends. I have a life other than basketball. So my mind is not just stuck in basketball. I kind of get my time to relax. I'm from Puerto Rico, I get to go to the beach and kind of feel like I'm at home, too. And at the same time it motivates me to get to be close to my family because it's something I don't want to take for granted any more. I'm enjoying every single moment that I spend with them. It motivates me to do good, and make them proud, because finally they're going get to see me at the games."

High School: No. 4 prospect in state of Florida by FloridaHoops.com... A three-year letterman at Dr. Michael Krop High School in Miami, Fla. ... Averaged 23 points and six assists as a senior ... Named first team All-Class 6A by Florida Association of Basketball Coaches (FABC) ... All-Dade County team by *Miami Herald* ... Had steal and game-winning basket in a 57-55 win over Hialeah-Miami Lakes and future Kansas State teammate Adrian Diaz to capture District 13-6A title ... Posted 32 points against Carol City (2/10/11) in District 13-6A semifinals ... Helped Lightning to a 26-6 record and its first trip to Class 6A state final four as a junior in 2009-10 ... Averaged 20.9 points, seven assists and 3.9 rebounds as a junior... *Miami Herald's* 2009-10 Class 6A Player of the Year ... First team all-state... Second team All-Florida (all classifications) ... First team All-Class 6A by FloridaHoops.com as a junior ... Collected a team-high 23 points and eight rebounds in loss to Orlando Dr. Phillips in state semifinals ... Posted 39 points in Regional Final win over Columbus ... Scored 38 points in a win over Arlington Country Day ... Led team in scoring and assists as a sophomore en route to guiding Lightning to district title ... First team All-Dade County by *Miami Herald* ... Injured knee during summer after senior year of high school ... Coached by Marcos "Shakey" Rodriguez.

Personal: Angel Daniel Rodriguez Tricoche was born Dec. 5, 1992, in San Juan, Puerto Rico ... Left Puerto Rico at age 15 to come to U.S. to play basketball ... Mother is Jacqueline Tricoche ... Has two younger brothers, Luis Rivera and Yaniel Rivera... Cousin, Javi Gonzalez, played four seasons (2007-11) at NC State ... Received scholarship offers from Louisville, Florida and N.C. State ... Will graduate in December 2015 with B.S. Ed. in sports administration ... Enjoys singing and watching reality TV.

RODRIGUEZ CAREER STATISTICS

K-State	2011-12			2012-13			2014-15			2015-16			TOTAL			Scoring									
	GP	GS	Min.	FG	FGA	Pct.	3-PT	FGA	Pct.	FT	FTA	Pct.	Off.	Def.	Tot.	Avg.	PF	FO	Ast.	TO	Blk	Stl	Pts.	Avg.	
2011-12	32	7	694	21.7	80	222	.360	32	101	.317	73	106	.689	18	61	79	2.5	89	4	101	85	1	41	265	8.3
2012-13	33	33	930	28.2	115	319	.361	55	160	.344	90	109	.826	18	51	69	2.1	70	1	173	78	0	50	375	11.4
Totals	65	40	1,624	25.0	195	541	.360	87	261	.333	163	215	.758	36	112	148	2.3	159	5	274	163	1	91	640	9.8
Miami	GP	GS	Min.	Avg.	FG	FGA	Pct.	3-PT	FGA	Pct.	FT	FTA	Pct.	Off.	Def.	Tot.	Avg.	PF	FO	Ast.	TO	Blk	Stl	Pts.	Avg.
2014-15	32	29	906	28.3	110	326	.337	48	158	.304	114	153	.745	14	61	75	2.3	89	6	126	74	9	59	382	11.9
2015-16	18	18	512	28.4	64	159	.403	23	83	.277	54	68	.794	10	26	36	2.0	46	1	65	44	4	31	205	11.4
TOTAL	50	47	1418	28.4	174	485	.359	71	241	.295	168	221	.760	24	87	111	2.2	135	7	191	118	13	90	587	11.7

RODRIGUEZ 2015-16

Opponent	Date	GS	Min	TOTAL	3-PTS	FREE THROWS	REBOUNDS	PF	FO	A	TO	Blk	Stl	Pts	Avg
				FG	FGA	Pct	Off	Def	Tot	Avg					
UTRGV	11-13-15	*	32	2	10	.200	1	1	2	2.0	1	0	7	0	5.0
LOUISIANA	11-16-15	*	31	4	11	.364	2	6	3.5	3	0	4	2	1	11.5
vs Mississippi State	11-19-15	*	24	4	6	.667	2	3	3.3	3	0	5	2	0	11.3
vs Utah	11-20-15	*	25	3	8	.375	1	3	3.0	2	0	4	1	0	11.3
vs Butler	11-22-15	*	29	6	10	.600	3	6	3.0	3	0	3	4	0	12.8
NORTHEASTERN	11-27-15	*	32	5	11	.455	1	4	2.2	4	0	6	3	0	12.7
at Nebraska	12-01-15	*	36	5	11	.455	2	5	2.4	1	0	4	4	1	15.0
CHARLOTTE	12-05-15	*	21	2	6	.333	1	4	2.3	0	0	1	2	0	8.0
FLORIDA	12-08-15	*	29	5	8	.625	3	5	3.3	3	0	2	2	0	17.0
CO. OF CHARLESTON	12-19-15	*	25	3	8	.375	1	4	2.3	2	0	5	5	0	9.0
at La Salle	12-22-15	*	19	2	8	.250	0	3	2.2	2	0	1	1	0	11.0
PRINCETON	12-29-15	*	28	5	7	.714	2	3	2.2	3	0	5	3	0	14.0
SYRACUSE	01-02-16	*	28	1	9	.111	0	7	2.2	4	0	4	5	2	6.0
FLORIDA STATE	01-09-16	*	31	2	8	.250	0	6	2.1	5	1	2	2	0	6.0
at Virginia	01-12-16	*	33	6	13	.462	2	6	3.0	3	0	3	0	0	17.0
at Clemson	01-16-16	*	24	1	7	.143	0	3	1.9	2	0	3	1	0	3.0
at Boston College	01-20-16	*	34	4	9	.444	0	3	2.0	3	0	4	3	0	12.0
WAKE FOREST	01-23-16	*	31	4	9	.444	2	5	2.0	4	0	2	4	0	14.0



MIKE ROBINSON

Freshman | Guard | 5-10 | 170

20

New Britain, Conn. | New Britain HS

- Manager turned walk on.
- Good athlete who played basketball, football and was on track team in high school.
- Nicknames are Mike Rob and Springs.

• Favorites: Meal: Chicken, candied yams, mashed potatoes. Athlete: Kobe Bryant. Pro Team: Lakers. Midnight snack: Cinnamon Toast Crunch. Ice Cream: Strawberry.
Move: Love & Basketball. TV Show: Martin. Musical Artist: Styles P. Place on Campus: The BUC.

2015-16			
Opposition	P	R	A
UT RGV	3	1	0
Mississippi State	0	0	0
Utah	6	0	0
Charlotte	0	0	0
Co. of Charleston	0	0	0
La Salle	3	0	0

High School

Also played wide receiver on the football team and in track participated in the high jump, long jump, triple jump and 4x100 relay team ... Mascot was the Golden Hurricanes ... William F. Burns Memorial Award and Scholarship ... Harry L. Stromquist Memorial Scholarship ... 2014 Connecticut Association of Schools Scholar-Athlete ... Academic all-conference in basketball four seasons ... Two-year varsity basketball captain ... One-year football and track captain.

Personal

Born May 2, 1996 in New Britain, Conn. ... Son of Eugene and Veronica Robinson ... Brother to Eugene ... Majoring in finance ... Good quickness and a high motor ... Competes hard on both ends, pressures basketball, attacks defense with his dribble.



CHRIS STOWELL

Sophomore | Forward | 6-6 | 190

35

Exeter, N.H. | Tilton School (N.H.) | Exeter HS

- Last name is pronounced stole.
- Walk on from New Hampshire who played postgraduate year at Tilton School.
- Foote Fellow at UM - a program that is offered to a select number of incoming freshmen who have a record of curricular and co-curricular distinction in high school and exhibit an interest in and capacity for independent and self-motivated learning.
- Good athleticism and is improving his strength.
- Looking to expand his offensive game to shoot 3-pointers.
- Brother, Bill, played basketball at Plymouth State University.
- Speaks English, Spanish, some Italian, a little Russian, and is learning Chinese and Hebrew.

2014-15			
Opposition	P	R	A
Howard	0	0	1
Charleston	0	0	0
Virginia Tech	0	0	0
at Virginia Tech	0	0	0

2015-16			
Opposition	P	R	A
UTRGV	0	0	0
Mississippi State	0	0	0
Utah	0	0	0
Charlotte	0	1	0
Co. of Charleston	0	1	0
La Salle	0	1	0

• Favorites: Food: Tacos. Movie: Oceans 11. Book: Mind Gym by Gary Mack. Pro athlete: Alex Rodriguez. Quote: Winners never quit and quitters never win. Actor: Mark Harmon. Class at UM: Chinese 101. Ice cream: Peanut butter. Cuban dish: Dulce de leche and Cuban coffee. Pro Team: New York Yankees. Midnight Snack: Orange creamsicles. TV Show: Game of Thrones.
• Biggest fear: Clowns. Ideal profession: Entrepreneur. Why UM: Best combination of academics and athletics. Started playing basketball: Age 4.

As a Freshman (2014-15)

Played in four games as a true freshman ... One assist vs. Howard, in first collegiate game ... One shot attempt, vs. College of Charleston ... Totaled six minutes ... Spring 2015 - President's Honor Roll (4.0 GPA), Provost's Honor Roll (3.75+ GPA), Dean's List (3.5+ GPA), Athletic Director's Honor Roll (3.2+ GPA) and Book Buster (3.0+ GPA) ... Fall 2014 - Provost's Honor Roll (3.75+ GPA), Dean's List (3.5+ GPA), Athletic Director's Honor Roll (3.2+ GPA) and Book Buster (3.0+ GPA).

Tilton School

During post graduate year in 2013-14, won postseason coaches award ... Coached by Marcus O'Neil ... Honor roll.

Exeter High School

Helped Blue Hawks to state playoffs in both the 2011-12 and 2012-13 seasons ... Reached quarterfinals senior year ... In 2012-13 assisted team to championship game of the 50th Annual Queen City Invitational by scoring 10 points and going 6-for-6 from line in semi-final game ... Coached by Jeff Holmes at Exeter ... Twice earned scholar-athlete award ... Honor roll.

Personal

Born Christopher Michael Stowell on Dec. 29, 1994 in Exeter, N.H. ... Last name is pronounced stole ... Son of Bill and Maria ... Brother to Bill, Jr., who played basketball at Plymouth State University ... One of 560 students (out of 10,000 undergrads) to be named a Foote Fellow at UM - a program that is offered to select incoming freshmen who have a record of curricular and co-curricular distinction in high school and exhibit an interest in and capacity for independent and self-motivated learning ... Student-Athlete Advisory Committee representative at UM ... Majoring in entrepreneurship.



33



IVAN CRUZ UCEDA
Sr. | F | 6-10 | 217
Madrid, Spain
Harcum College (Pa.)

15



EBUKA IZUNDU
Fr. | C | 6-10 | 210
Charlotte, N.C. | Nigeria
Victory Christian

23



TONYE JEKIRI
Sr. | C | 7-0 | 248
Hialeah, Fla. | Nigeria
Champagnat Catholic

3



ANTHONY LAWRENCE, JR.
Fr. | G | 6-7 | 210
St. Petersburg, Fla.
Lakewood Senior

10



SHELDON McCLELLAN
Gr. | G | 6-5 | 200
Houston, Texas
Texas | Bellaire

1




RASHAD MUHAMMAD
Jr. | G | 6-6 | 160
Las Vegas, Nev.
San Jose State | Bishop Gorman

21




KAMARI MURPHY
RJR. | F | 6-8 | 220
Brooklyn, N.Y.
Oklahoma State | IMG | Lincoln

0



JA'QUAN NEWTON
So. | G | 6-2 | 180
Philadelphia, Pa.
Neumann-Goretti

12



JAMES PALMER
So. | G | 6-5 | 202
Washington, D.C.
St. John's College HS

5



DAVON REED
Jr. | G | 6-6 | 210
Ewing, N.J.
Princeton Day School

20



MIKE ROBINSON
Fr. | G | 5-10 | 170
New Britain, Conn.
New Britain

13



ANGEL RODRIGUEZ
RSr. | G | 5-11 | 185
San Juan, P.R.
Kansas State | Dr. Krop

35



CHRIS STOWELL
So. | F | 6-6 | 190
Exeter, N.H.
Tilton School | Exeter



JIM LARRAÑAGA
Head Coach



CHRIS CAPUTO
Assistant Coach



JAMAL BRUNT
Assistant Coach



ADAM FISHER
Assistant Coach



JAMES JOHNSON
Director of Operations

2015-16 Miami Men's Basketball
Miami Combined Team Statistics (as of Jan 23, 2016)
Conference games

RECORD:	OVERALL	HOME	AWAY	NEUTRAL
ALL GAMES	4-2	3-0	1-2	0-0
CONFERENCE	4-2	3-0	1-2	0-0
NON-CONFERENCE	0-0	0-0	0-0	0-0

##	Player	gp-gs	min	avg	Total		3-Point		F-Throw		Rebounds				pf	dq	a	to	blk	stl	pts	avg		
					fg-fga	fg%	3fg-fga	3fg%	ft-fta	ft%	off	def	tot	avg										
10	Sheldon McClellan	6-6	213	35.5	31-66	.470	7-26	.269	34-39	.872	5	22	27	4.5	13	0	11	12	2	12	103	17.2		
00	Ja'Quan Newton	6-0	134	22.3	22-45	.489	4-8	.500	23-31	.742	5	14	19	3.2	11	0	11	14	0	3	71	11.8		
05	Davon Reed	6-6	168	28.0	18-48	.375	7-22	.318	12-15	.800	5	20	25	4.2	6	0	7	12	1	5	55	9.2		
13	Angel Rodriguez	6-6	181	30.2	18-55	.327	4-30	.133	15-20	.750	4	6	10	1.7	19	1	18	15	2	14	55	9.2		
23	Tonye Jekiri	6-6	196	32.7	18-40	.450	0-1	.000	3-8	.375	19	40	59	9.8	16	0	1	7	8	3	39	6.5		
33	Ivan CruzUceda	6-0	95	15.8	11-27	.407	7-19	.368	4-4	1.000	6	15	21	3.5	8	0	1	2	3	0	33	5.5		
21	Kamari Murphy	6-6	136	22.7	14-33	.424	0-2	.000	2-7	.286	12	24	36	6.0	14	0	5	4	4	4	30	5.0		
12	James Palmer	6-0	40	6.7	4-11	.364	2-4	.500	3-5	.600	1	2	3	0.5	1	0	5	2	0	5	13	2.2		
03	Anthony Lawrence	6-0	36	6.0	1-8	.125	0-3	.000	2-8	.250	2	2	4	0.7	2	0	1	1	0	2	4	0.7		
15	Ebuka Izundu	1-0	1	1.0	0-0	.000	0-0	.000	0-0	.000	0	0	0	0.0	0	0	0	0	0	0	0	0.0		
Team											13	11	24											
Total.....		6	1200		137-333	.411	31-115	.270	98-137	.715	72	156	228	38.0	90	1	60	70	20	48	403	67.2		
Opponents.....		6	1200		136-339	.401	27-96	.281	69-98	.704	67	152	219	36.5	114	2	70	83	20	32	368	61.3		

TEAM STATISTICS	UM	OPP	Date	Opponent	Score	Att.
SCORING	403	368	* 01-02-16	SYRACUSE	w 64-51	7041
Points per game	67.2	61.3	* 01-09-16	FLORIDA STATE	w 72-59	7972
Scoring margin	+5.8	-	* 01-12-16	at Virginia	L 58-66	13495
FIELD GOALS-ATT	137-333	136-339	* 01-16-16	at Clemson	L 65-76	12575
Field goal pct	.411	.401	* 01-20-16	at Boston College	w 67-53	3286
3 POINT FG-ATT	31-115	27-96	* 01-23-16	WAKE FOREST	w 77-63	6928
3-point FG pct	.270	.281	& = Puerto Rico Tip-Off			
3-pt FG made per game	5.2	4.5	! = Big Ten / ACC Challenge			
FREE THROWS-ATT	98-137	69-98	* = Conference game			
Free throw pct	.715	.704				
F-Throws made per game	16.3	11.5				
REBOUNDS	228	219				
Rebounds per game	38.0	36.5				
Rebounding margin	+1.5	-				
ASSISTS	60	70				
Assists per game	10.0	11.7				
TURNOVERS	70	83				
Turnovers per game	11.7	13.8				
Turnover margin	+2.2	-				
Assist/turnover ratio	0.9	0.8				
STEALS	48	32				
Steals per game	8.0	5.3				
BLOCKS	20	20				
Blocks per game	3.3	3.3				
ATTENDANCE	21941	29356				
Home games-Avg/Game	3-7314	3-9785				
Neutral site-Avg/Game	-	0-0				

Score by Periods	1st	2nd	Totals
Miami	170	233	403
Opponents	169	199	368

2015-16 Miami Men's Basketball
Miami Combined Team Statistics (as of Jan 23, 2016)
All games

RECORD:	OVERALL	HOME	AWAY	NEUTRAL
ALL GAMES	15-3	9-1	3-2	3-0
CONFERENCE	4-2	3-0	1-2	0-0
NON-CONFERENCE	11-1	6-1	2-0	3-0

##	Player	gp-gs	min	avg	Total		3-Point		F-Throw		Rebounds				pf	dq	a	to	blk	stl	pts	avg		
					fg-fga	fg%	3fg-fga	3fg%	ft-fta	ft%	off	def	tot	avg										
10	Sheldon McClellan	18-17	582	32.3	91-175	.520	26-66	.394	80-91	.879	13	48	61	3.4	33	0	34	25	4	25	288	16.0		
00	Ja'Quan Newton	18-1	392	21.8	67-133	.504	7-19	.368	72-95	.758	8	39	47	2.6	25	0	47	36	2	15	213	11.8		
13	Angel Rodriguez	18-18	512	28.4	64-159	.403	23-83	.277	54-68	.794	10	26	36	2.0	46	1	65	44	4	31	205	11.4		
05	Davon Reed	18-18	477	26.5	55-132	.417	19-57	.333	53-67	.791	10	69	79	4.4	35	0	22	28	6	13	182	10.1		
23	Tonye Jekiri	18-18	528	29.3	62-113	.549	0-4	.000	25-38	.658	53	127	180	10.0	50	0	14	27	25	5	149	8.3		
33	Ivan CruzUceda	18-6	316	17.6	45-84	.536	30-60	.500	8-8	1.000	12	52	64	3.6	38	0	5	12	6	4	128	7.1		
21	Kamari Murphy	15-12	344	22.9	40-82	.488	0-5	.000	8-17	.471	22	64	86	5.7	36	0	10	12	15	6	88	5.9		
03	Anthony Lawrence	17-0	189	11.1	24-51	.471	8-22	.364	13-23	.565	13	18	31	1.8	21	0	15	4	1	10	69	4.1		
12	James Palmer	18-0	219	12.2	25-63	.397	10-25	.400	10-18	.556	6	21	27	1.5	10	0	18	10	1	8	70	3.9		
15	Ebuka Izundu	9-0	45	5.0	7-13	.538	0-0	.000	8-13	.615	9	6	15	1.7	8	0	2	2	0	0	22	2.4		
20	Mike Robinson	6-0	11	1.8	4-7	.571	4-6	.667	0-0	.000	0	1	1	0.2	3	0	0	0	0	0	12	2.0		
35	Chris Stowell	6-0	10	1.7	0-1	.000	0-1	.000	0-0	.000	0	3	3	0.5	1	0	0	1	0	0	0	0.0		
Team											32	29	61											
Total.....		18	3625		484-1013	.478	127-348	.365	331-438	.756	188	503	691	38.4	306	1	232	204	64	117	1426	79.2		
Opponents.....		18	3625		428-1049	.408	105-323	.325	204-305	.669	179	407	586	32.6	370	6	198	225	43	97	1165	64.7		

TEAM STATISTICS	UM	OPP	Date	Opponent	Score	Att.
SCORING	1426	1165	11-13-15	UTRGV	w 86-59	6607
Points per game	79.2	64.7	11-16-15	LOUISIANA	w 93-77	5965
Scoring margin	+14.5	-	& 11-19-15	vs Mississippi State	w 105-79	1947
FIELD GOALS-ATT	484-1013	428-1049	& 11-20-15	vs Utah	w 90-66	2001
Field goal pct	.478	.408	& 11-22-15	vs Butler	w 85-75	5309
3 POINT FG-ATT	127-348	105-323	11-27-15	NORTHEASTERN	L 77-78	6635
3-point FG pct	.365	.325	! 12-01-15	at Nebraska	Wot 77-72	15646
3-pt FG made per game	7.1	5.8	12-05-15	CHARLOTTE	w 88-60	6735
FREE THROWS-ATT	331-438	204-305	12-08-15	FLORIDA	w 66-55	7972
Free throw pct	.756	.669	12-19-15	CO. OF CHARLESTON	w 85-63	6956
F-Throws made per game	18.4	11.3	12-22-15	at La Salle	w 95-49	3582
REBOUNDS	691	586	12-29-15	PRINCETON	w 76-64	6927
Rebounds per game	38.4	32.6	* 01-02-16	SYRACUSE	w 64-51	7041
Rebounding margin	+5.8	-	* 01-09-16	FLORIDA STATE	w 72-59	7972
ASSISTS	232	198	* 01-12-16	at Virginia	L 58-66	13495
Assists per game	12.9	11.0	* 01-16-16	at Clemson	L 65-76	12575
TURNOVERS	204	225	* 01-20-16	at Boston College	w 67-53	3286
Turnovers per game	11.3	12.5	* 01-23-16	WAKE FOREST	w 77-63	6928
Turnover margin	+1.2	-				
Assist/turnover ratio	1.1	0.9				
STEALS	117	97	& = Puerto Rico Tip-Off			
Steals per game	6.5	5.4	! = Big Ten / ACC Challenge			
BLOCKS	64	43	* = Conference game			
Blocks per game	3.6	2.4				
ATTENDANCE	69738	57841				
Home games-Avg/Game	10-6974	5-9717				
Neutral site-Avg/Game	-	3-3086				

Score by Periods	1st	2nd	OT	Totals
Miami	642	775	9	1426
Opponents	512	649	4	1165