



NATIONAL CHAMPIONS 1983, 1987, 1989, 1991, 2001

Sports Media Relations/Contacts: Mark Pray, Kerwin Lonzo-Main Football Contact (klonzo@miami.edu), Rob Dunning
Sports Media Relations, University of Miami, 5821 San Amaro Drive, Coral Gables, FL 33146
(305) 284-3244, (305) 284-2807 FAX, www.hurricanesports.com

MIAMI (7-2, 4-2 ACC Coastal)

Date	Opponent	(TV)	Time/Result
Sept. 7	at (18/19) Florida State*	ESPN	W, 38-34
Sept. 17	(14/13) GEORGIA TECH*	ESPN	W, 33-17
Sept. 26	at (11/12) Virginia Tech*	ABC/ESPN	L, 7-31
Oct. 3	(8/8) OKLAHOMA	ABC	W, 21-20
Oct. 10	FLORIDA A&M	ESPN360.com	W, 48-16
Oct. 17	at UCF	CBS CS	W, 27-7
Oct. 24	CLEMSON*	ABC/ESPN	L, 37-40 (OT)
Oct. 31	at Wake Forest*	ABC/ESPN2	W, 28-27
Nov. 7	VIRGINIA*	Raycom	W, 52-17
Nov. 14	at North Carolina*	ABC/ESPN	3:30 p.m.
Nov. 21	DUKE*	ESPN2 or ESPNU	Noon
Nov. 28	at (23/24) USF		TBA

*ACC game; all times Eastern; Coaches poll rankings second ()

NORTH CAROLINA (6-3, 2-3 ACC Coastal)

Date	Opponent	Time/Result
Sept. 5	THE CITADEL	W, 40-6
Sept. 12	at Connecticut	W, 12-10
Sept. 19	EAST CAROLINA	W, 31-17
Sept. 26	at (25/ARV)Georgia Tech*	L, 7-24
Oct. 3	VIRGINIA	L, 3-16
Oct. 10	GEORGIA SOUTHERN	W, 42-12
Oct. 22	FLORIDA STATE*	L, 27-30
Oct. 29	at (14/14) Virginia Tech*	W, 20-17
Nov. 7	DUKE*	W, 19-6
Nov. 14	(12/15) MIAMI*	3:30 p.m.
Nov. 21	at Boston College*	TBA
Nov. 28	at NC State*	TBA

*ACC game; all times Eastern; Coaches poll rankings second ()

2009 STATISTICAL COMPARISON

Offense	North Carolina	Miami
Scoring	201	291
Points per game	22.3	32.3
First Downs	158	190
Rush-pass-pen	79-69-10	66-117-7
Total offense	2649	3618
Average per play	4.5	6.1
Average per game	294.3	402.0
Rushing yards	1275	1229
Yards per rush	3.7	3.8
Yards per game	141.7	136.6
Passing yards	1374	2389
Pass att.-cmp.-int.	250-147-12	270-166-12
Yards per attempt	5.5	8.8
Yards per completion	9.3	14.4
Yards per game	152.7	265.4
Completion pct.	58.8	61.5
Defense	North Carolina	Miami
Total points allowed	138	209
Points per game	15.3	23.2
First downs allowed	127	161
Rush-pass-pen	59-56-12	66-77-18
Total offense allowed	2245	2948
Yards per game	249.4	327.6
Rushing yards allowed	1147	1106
Yards per carry	2.7	3.5
Yards per game	91.7	122.9
Passing yards allowed	1420	1842
Pass att.-cmp.-int.	264-155-10	270-146-6
Yards per attempt	5.4	6.8
Yards per completion	9.2	12.6
Yards per game	157.8	204.7



12 MIAMI HURRICANES

Ranking	No. 12 (AP); No. 15 (Coaches); No. 14 (BCS); No. 15 (Harris)
Last Game	Nov. 7 - 52-12 win against Virginia at home
Head Coach	Randy Shannon (3rd Season)
Shannon's Career Record:	19-15 (3 seasons)
vs. North Carolina	0-2 overall 0-1 in Miami 0-1 in Chapel Hill
2009 STATISTICAL LEADERS	
Rushing-Att.-Yds-TDs	G. Cooper - 84-478-2
Passing- C-A-I-Yds-TDs	J. Harris - 162-263-12-2,336-18
Receiving-C-Yds-TDs	L. Hankerson - 27-517-4
Tackles-UA-A-Tot	C. McCarthy - 33-32-65

NORTH CAROLINA TAR HEELS

Ranking	N/A
Last Game	Nov. 7 - 19-6 win vs. Duke
Head Coach	Butch Davis (9th season overall; 3rd season at UNC)
Davis' Career Record:	68-36 (9 seasons); 17-16 at North Carolina (3 seasons)
vs. Miami	2-0 overall 1-0 in Miami 1-0 in Chapel Hill
2009 STATISTICAL LEADERS	
Rushing-Att.-Yds-TDs	R. Houston - 124-567-7
Passing- C-A-I-Yds-TDs	T. Yates - 142-239-9-1,278-10
Receiving-C-Yds-TDs	G. Little - 40-374-2
Tackles-UA-A-Tot	Q. Sturdivant - 36-23-59

GAME 10 INFORMATION

Date:	Saturday, Nov. 14, 2009
Location:	Kenan Memorial Stadium (Natural Grass), (60,000) in Chapel Hill, N.C.
Kickoff:	3:30 p.m. (ET)
TELEVISION - ABC (Mirror Broadcast on ESPN)	Bob Wischusen (play-by-play) Brian Griese (color)
Webcast - ESPN360.com	
Tape Delay Telecast - CSS	Mon., Nov. 9 at 7 p.m.; Thurs. Nov. 12 at Noon
LOCAL RADIO - 560 WQAM, 1450 ESPN DEPORTES	
560 WQAM	Joe Zagacki (play-by-play) Don Bailey Jr. (color analyst) Fans can also listen online at www.wqam.com
1450 ESPN Deportes En Español	Joe Pujala (play-by-play) Joe Martinez (color analyst)
NATIONAL RADIO - TOUCHDOWN RADIO	Roxy Bernstein (play-by-play) Gino Torretta (color analyst)
WEBSITES	Miami (www.hurricanesports.com) North Carolina (www.tarheelblue.com)

No. 12 MIAMI HEADS TO UNC FOR KEY ACC COASTAL MATCHUP

- ▶ No. 12 Miami takes to the road for another key ACC Coastal Divisional matchup when the Hurricanes head to Chapel Hill to face North Carolina Saturday at 3:30 p.m. The game will be televised by ABC with mirror broadcast on ESPN for those markets not receiving the game on ABC.
- ▶ Miami cruised to a 52-17 win over Virginia last Saturday in a game which saw the Hurricanes rack up 515 yards on offense and hold Virginia to 149 yards defensively. Junior running back Graig Cooper ran wild for a career-high 152 yards on 18 carries and a touchdown. He moved into eighth place in career rushing yard at UM with 2,001. Senior left tackle Jason Fox earned Offensive Lineman of the Week honors Monday as he helped pave the way for a Miami offense that ran for a season-high 268 yards on the ground.
- ▶ Sophomore quarterback Jacory Harris had another solid performance in his last outing against the Cavaliers, going 18-of-31 for 232 yards and two TD passes. On the year, Harris has passed for 2,336 yards with 18 touchdowns, 12 interceptions and is completing 61.6 percent of his passes. Heading into Saturday's game at North Carolina, he ranks 14th nationally and leads the Atlantic Coast Conference in passing efficiency (149.67). With three games remaining, Harris needs 664 passing yards for 3,000 yards to become the first QB since Ken Dorsey in 2002 to top that mark.
- ▶ Miami receiver Leonard Hankerson hauled in his fourth touchdown reception of the season against the Cavaliers. Hankerson currently leads the team with 27 receptions for 517 yards and four touchdowns. Travis Benjamin has 428 receiving yards on 23 receptions and four TD catches while LaRon Byrd has 24 receptions for 342 yards and a touchdown.
- ▶ Junior defensive lineman Allen Bailey recorded one of the team's six tackles for loss against UVa and now has 24 total tackles on the season with team-highs in tackles for loss (10.5) and sacks (7.0).
- ▶ Colin McCarthy leads the team with 65 tackles and has 8.0 tackles for loss while fellow linebacker Darryl Sharpton ranks second with 58 tackles.
- ▶ Cornerback Brandon Harris continues to play at a high level, tying for the national lead in passes broken up (12) and tying for fifth in total passes defended (13). He also ranks third on the team with 45 tackles.
- ▶ Kicker/Punter Matt Boshier leads the team with 67 points (10 field goals, 37 PAT's). On the year, Boshier ranks second in the ACC in punting (42.3) and third in field goal percentage (83.3).

COVERING THE HURRICANES

For the North Carolina game, players are available up to the end of practice on Wednesday. Interviews with players and coaches must be arranged at least 24 hours in advance. Practices are open to the media from the start through stretch. Head coach Randy Shannon will address the media following each practice.

ACC Teleconference Call - Wed. Sept. 30 - (Contact UM Media Relations for the phone number)

10:30 a.m.	Frank Spaziani, Boston College
10:40 a.m.	Dabo Swinney, Clemson
10:50 a.m.	Bobby Bowden, Florida State
11:00 a.m.	David Cutcliffe, Duke
11:10 a.m.	Paul Johnson, Georgia Tech
11:20 a.m.	Ralph Friedgen, Maryland
11:30 a.m.	Randy Shannon, Miami
11:40 a.m.	Butch Davis, North Carolina
11:50 a.m.	Tom O'Brien, NC State
12:00 a.m.	Al Groh, Virginia
12:10 a.m.	Frank Beamer, Virginia Tech
12:20 a.m.	Jim Grobe, Wake Forest

MIAMI FOOTBALL MEDIA RELATIONS

Mark Pray	Assistant AD/Communications
Kerwin Lonzo	Associate SID/Football Contact
Rob Dunning	Assistant SID
Phone	(305) 284-3244
Fax	(305) 284-2807

COACHES SHOW

UM's coaches show, "Hurricane Game Day With Randy Shannon" airs twice weekly on CSS, at 5:30 p.m. Thursdays and 10 a.m. Saturdays. The show is hosted by Joe Zagacki and Don Bailey Jr. and features Hurricanes players as coach Shannon's guests.

HURRICANE HOTLINE

Hurricane Hotline is a weekly two-hour show hosted by Joe Zagacki and Don Bailey, Jr. that airs from 7-9 p.m. Thursday nights during the season from The Sports Exchange (45 Miracle Mile, Coral Gables, Fla. 33134; Phone: 305-774-1222). Hurricane Hotline features interviews with UM head football coach Randy Shannon, players, coaches and other UM personnel as well as other featured guests. Fans are encouraged to listen on 560 WQAM or view the show in-person at The Sports Exchange.

The MIAMI-NORTH CAROLINA SERIES

- ▶ The Tar Heels own a 7-5 advantage in the all-time series.
- ▶ UNC owns a 3-2 advantage since Miami joined the ACC in 2004.
- ▶ The last time the Hurricanes played in Chapel Hill, the Tar Heels won a high-scoring battle, 33-27.

A 'CANES WIN OVER THE TAR HEELS WOULD...

- ▶ Improve Miami's ACC record to 5-2 this season.
- ▶ Improve Miami's road record to 4-1 this season.
- ▶ Give the Hurricanes their first ever win in Chapel Hill.
- ▶ Give the 'Canes eight wins for the first time since 2005. It would also guarantee head coach Randy Shannon his best record since taking over the helm of the UM football program in 2007.

The COACHES

▶ Randy Shannon is in his third season as Miami's head coach and owns an overall record of 19-15. Butch Davis is also in his third season at UNC and has a mark of 18-16 at helm in Chapel Hill. In his nine seasons as a head coach at the college level (six at Miami, three at UNC), Davis has compiled a career mark of 69-36.

Scouting THE TAR HEELS

- ▶ North Carolina enters Saturday's game with an overall record of 6-3 and an ACC mark of 3-2. After opening the season 3-2, the Tar Heels have won three of their last four, including back-to-back wins at No. 14 Virginia Tech and home against Duke the last two weeks.
- ▶ Shaun Draughn and Ryan Houston have led the North Carolina rushing attack, with the duo combining for over 1,000 yards through nine games. Draughn leads the team with 567 yards but will miss the remainder of the season with an injury. Houston, who has 451 yards and a team-high seven touchdowns on the ground, will likely see the majority of the carries on Saturday. Quarterback T.J. Yates directs the Tar Heel passing attack. He enters Saturday's game with 1,278 yards with nine touchdowns and 10 interceptions. His top target through the air is running back turned wide receiver Greg Little, who has team-highs in catches (40) and receiving yards (374). Freshman Erik Highsmith is the other threat in the passing game having recorded 25 catches for 325 yards thus far.
- ▶ The Tar Heels boast one of the country's top defenses, coming in ranked in the Top 10 nationally in both rush defense (8th) and pass defense (5th). Sophomore defensive end and ACC Defensive Player of the Year candidate Robert Quinn is having an impressive 2009 campaign, entering Saturday's game with 41 tackles, 15.5 tackles for a loss, 10 sacks, 11 quarterback hurries and four forced fumbles. Behind Quinn, linebacker Quan Sturdivant leads the Tar Heels with 59 total tackles and ranks second to Quinn with 9.5 tackles for a loss. Corner Charles Brown ranks second on the team with 47 tackles and is tied with fellow defensive back Deunta Williams for a team-best three interceptions.
- ▶ Kicker Casey Barth has converted 13 of 16 field goal attempts - with a long kick of 41 - and Grant Schallock averages 41.5 yards per punt. Da'Norris Searcy is one of the top punt returners in the nation, averaging 15.0 yards per return. Johnny White and Greg Little share the kick return duties, with each averaging around 20 yards per return.

Sharpton ACCEPTS INVITATION TO EAST-WEST SHRINE GAME


- ▶ Junior linebacker Darryl Sharpton has accepted an invitation to play in the 85th East-West Shrine Game. The Game will be held Jan. 23, 2010, in Orlando, Fla., kicking off at 3 p.m. EST.
- ▶ Sharpton joins an elite list of football greats, such as John Elway, Tom Brady, Brett Favre, and 62 NFL Hall of Famers, who have played in the East-West Shrine Game, America's longest-running college all-star football game.
- ▶ While the teams are divided by East and West, the players come together for the beneficiary of the event, Shriners Hospitals for Children, an international pediatric specialty health care system.
- ▶ Shriners Hospitals for Children is a system of 22 hospitals dedicated to providing pediatric specialty care, innovative research and outstanding teaching programs. Children up to age 18 with orthopaedic conditions, burns, spinal cord injuries, and cleft lip and palate are eligible for care and receive all services in a family-centered environment, without financial obligation to patients or their families.
- ▶ For more information about the East-West Shrine Game, please visit www.shrinegame.com.

THIS WEEK IN MIAMI FOOTBALL (practice times subject to change)


NOVEMBER 2009

Monday	Tuesday	Wednesday	Thursday	Friday	Saturday	Sunday
9	10	11	12	13	14	15
PLAYERS DAY OFF	11:30 a.m. - 1 p.m. Weekly Press Conference 3 p.m. - PRACTICE	5:45 a.m. - PRACTICE Players and coaches available after 10:30 a.m. - ACC Coaches Teleconference	2:45 p.m. - PRACTICE Coach Shannon available after	WALK THRU No Media Availability	Miami at UNC 3:30 p.m. (ABC/ESPN)	GAME RECAP with Randy Shannon 3 p.m. Teleconference

'Canes IN THE FOOTBALL ACADEMIC PROGRESS REPORT SCORES



▶ Miami's APR score in 2009 ranked 7th nationally with a score of 977. The score was the highest among all Florida institutions and second highest in the Atlantic Coast Conference.



▶ Miami's APR score in 2009 ranked 7th nationally with a score of 977. The score was the highest among all Florida institutions and second highest in the Atlantic Coast Conference.

'Canes IN THE CLASS ROOM

- ▶ Of the 20 seniors on this year's squad, eight have already earned degrees, while the remaining 11 are all on course to graduate either in December of 2009 or May of 2010.
- ▶ The eight players that have already earned degrees include: Jake Byrne (Finance), Joe Joseph (Sports Administration), Eric Moncur (Bachelor of Liberal Arts), Matt Perrelli (Marketing and Management), Matt Piphon (Biology), Darryl Sharpton (Finance), A.J. Trump (Management and Organization), Jimmy Graham (Management and Marketing).
- ▶ Last season, Miami had 13 early graduates, which were the most in the nation.
- ▶ Four graduates on the 2009 roster are currently pursuing their master's degrees: Joe Joseph (Master's of Liberal Arts), Jimmy Graham (Master's of Liberal of Arts), Matt Perrelli (Sports Administration) and Jake Byrne (Master's of Business Administration).



'Number OF PLAYERS WHO HAVE OBTAINED UNDERGRADUATE DEGREES ON 2009 ROSTERS

▶ Miami ranks fifth nationally in the number of players with degrees on 2009 rosters.



'Canes IN THE COMMUNITY

- ▶ Miami launched one of the biggest community outreach projects by a major college football team this past summer when the Hurricanes spent Saturdays with kids under the age of 12 in Miami-Dade, Broward and Palm Beach Counties in the month of July.
- ▶ The entire team split up into groups of approximately 15-20 players that visited area youth football programs and interacted with some of the teams' youngest fans.
- ▶ "South Florida is our home," explained Head Coach Randy Shannon. "This is a way for our players to give back to the community and it allows the football program and the athletic department to say thanks as well."
- ▶ The outreach events focused on football and life skills and lasted approximately 45 minutes at each site.

2009 HURRICANES RADIO NETWORK

Miami football games can be heard throughout the state of Florida on the Hurricane Sports Network, anchored by WQAM (560 AM). The games are also broadcast in Spanish on 1450 ESPN Deportes (1450 AM).

FLAGSHIP STATIONS

Miami/Fort Lauderdale	WQAM (560 AM)
Miami/Fort Lauderdale	ESPN Deportes (1450 AM)
University of Miami	WVUM (90.5 FM)

AFFILIATES

Miami/Ft. Lauderdale	WQAM (560)
Daytona	WPUL (1590)
Ft. Myers	WWCN (770)
Jupiter	ESPN (760)
Key West	WKWF (1600)
Live Oak	WLVO (106.1)
Marathon	WFFG (1300)
Melbourne	WIXC (1060)
Orlando	WAMT (1190)
Stuart	WSTU (1450)
Tampa	WMGG (1470)
Titusville	WIXC (1060)
West Palm Beach	ESPN (760)

MIAMI MEDIA POLICIES

Releases Available Via E-Mail

Media members interested in receiving Miami football releases via e-mail should send requests to Football SID Kerwin Lonzo at klonzo@miami.edu.

GAME DAY PRESS POLICIES

Only working press will be admitted to the Land Shark Stadium press box. Seats will be issued according to the following criteria:

1. State newspapers by circulation, wire services, national publications, newspapers from opponent's area, and student newspapers from UM and opponent's schools.
2. Other daily newspapers, with preference to those that regularly cover UM.
3. Radio and television personnel not broadcasting, but considered reporting.
4. Non-daily newspapers, with preference to those which regularly cover UM.
5. Scouts. Freelance and/or non-daily writers may be asked to produce copies of actual publications in which their work has appeared. In some cases, these materials will be required as verification of the writers' status.

CONFERENCE ROAD GAME CREDENTIALS

Writers covering UM on a regular basis can make all requests for conference road credentials with Mark Pray (mpray@miami.edu) or through the media relations department of the home team.

NON-CONFERENCE ROAD GAME CREDENTIALS

Writers covering UM on a regular basis may make requests for non-conference road credentials with the UM Sports Information Office. Credential requests are faxed to the opponent school by Monday two weeks prior to the contest.

Quick STRIKE 'CANES

► The Hurricanes have posted 17 scoring drives under two minutes this season. Last weekend, the 'Canes had two quick scoring drives while in Miami's last road game at Wake Forest, all four scoring plays were under two minutes.

Plays-Yards	TOP	Result	Opponent
1-11	0:05	Epps 11-yd TD catch	OU
1-2	0:06	T. Johnson 2-yd TD catch	WF
1-69	0:20	Benjamin 69-yd TD catch	CU
2-51	0:25	Hankerson 35-yd TD catch	VA
5-64	0:39	Berry 3-yd TD run	WF
3-51	0:43	Javarris James 5-yd TD run	UCF
2-89	1:13	Berry 35-yd TD run	FAMU
4-37	1:14	Graham 7-yd TD catch	FAMU
4-20	1:28	Thompkins 15-yd TD catch (from Highsmith)	VA
5-67	1:28	A. Johnson 35-yd TD catch	WF
5-23	1:31	Bosher 20-yd field goal	FAMU
9-82	1:32	Benjamin 13-yd TD catch	WF
5-28	1:34	Bosher 18-yd field goal	FSU
4-75	1:39	Byrd 40-yd TD catch	GT
5-46	1:43	Javarris James 1-yd TD run	VT
6-75	1:44	Mike James 5-yd TD run	FAMU
7-75	2:00	Javarris James 6-yd TD run	FSU

► The Hurricanes are tied for ninth nationally in quick strike touchdowns and eight in quick strike scores.

Two Minute Scoring Drives (TDs only)

22	Houston
21	Auburn
19	Tulsa
18	Troy
17	California
17	Arkansas
17	Middle Tennessee
16	Nevada
15	Florida
15	Miami
15	Ohio State
15	TCU
14	Cincinnati
14	Colorado
14	Utah State
13	Kent State
12	Georgia Tech
12	Southern Miss

Two Minute Scoring Drives (Both TDs and FGs)

27	Houston (22 TDs, 5 FGs)
26	Middle Tennessee (17 TDs, 9 FGs)
24	Auburn (21 TDs, 3 FGs)
23	Tulsa (19 TDs, 4 FGs)
21	California (17 TDs, 4 FGs)
21	Troy (18 TDs, 3 FGs)
20	Arkansas (17 TDs, 3 FGs)
17	Miami (15 TDs, 2 FGs)
17	Ohio State (15 TDs, 2 FGs)
17	Utah State (14 TDs, 3 FGs)
16	Cincinnati (14 TDs, 2 FGs)
16	Southern Miss (12 TDs, 4 FGs)
16	Florida (15 TDs, 1 FG)
16	Nevada (16 TDs, 0 FGs)
16	Texas (12 TDs, 4 FGs)
15	Colorado (14 TDs, 1 FG)
15	Georgia Tech (12 TDs, 3 FGs)
15	Idaho (9 TDs, 6 FGs)
15	TCU (15 TDs, 0 FGs)
14	Kent State (13 TDs, 1 FG)

Miami MOVES UP TO NO. 14 IN BCS

- ▶ With an overall record of 7-2 - including three wins against ranked opposition - Miami is ranked 14th in the this week's Bowl Championship Series rankings.
- ▶ The 'Canes moved up three spots from No. 17 to No. 14 after defeating Virginia, 52-17, at Land Shark Stadium this past Saturday.
- ▶ Miami currently has an average of .4712, right behind Pittsburgh (.5628) and Oregon (.5318) and ahead of Houston (.4691) and Utah (.4003).
- ▶ Three of Miami's 2009 opponents are currently ranked in the BCS Top 25, with Georgia Tech at No.7, Virginia Tech at No. 21 and USF at No. 24.

		Avg.	Harris	Coaches	Comp.
1. Florida	9-0	.9842	1	1	1
2. Alabama	9-0	.9516	3	3	2
3. Texas	9-0	.9234	2	2	5
4. TCU	9-0	.8620	4	4	4
5. Cincinnati	9-0	.8580	5	5	3
6. Boise St.	9-0	.8126	6	6	6
7. Ga. Tech	9-1	.7552	7	7	7
8. LSU	7-2	.6138	11	11	8
9. USC	7-2	.5922	10	10	11
10. Iowa	9-1	.5745	12	13	9
11. Ohio State	8-2	.5733	8	8	13
12. Pittsburgh	8-1	.5628	9	9	13
13. Oregon	7-2	.5318	14	16	10
14. MIAMI	7-2	.4712	15	15	12
15. Houston	8-1	.4691	13	12	16

Right BETWEEN THE NUMBERS

- ▶ Sophomore quarterback Jacory Harris leads the ACC and ranks 14th in the nation in passing efficiency (149.67).
- ▶ Miami became bowl eligible with its win at Wake Forest on Oct. 31. Last season, the 'Canes went to their 23rd bowl game in the last 26 years with an Emerald Bowl appearance against Cal in San Francisco.
- ▶ Miami moved up four spots in the BCS rankings this week to No.14.
- ▶ At least one former Hurricane has scored a touchdown in the last 114 weeks in the National Football League dating back to Week 15 of the 2002 season.
- ▶ Junior linebacker Colin McCarthy is averaging nine tackles per game over the last three contests.
- ▶ As a team, UM ranks 12th in tackles for loss (7.56), 15th nationally in pass efficiency (150.16), 21st in scoring offense (32.33), 28th in passing offense (265.44) and 30th in total defense (327.56).
- ▶ The Hurricanes get stronger as the game moves on, out-scoring their opponents 233-149 from the second quarter on. Miami owns a 72-44 advantage in the second quarter, 88-64 in the third and 73-41 in the fourth.
- ▶ Junior running back Damien Berry leads the 'Canes in yards per carry (6.5) and touchdowns (6), having scored at least one TD in each of Miami's last five games.
- ▶ Sophomore CB Brandon Harris is among the national leaders in passes broken up (12) and passes defensed (13).
- ▶ In recording a career-high 152 yards rushing in Miami's win over Virginia, junior Graig Cooper became just the eighth player in school history to rush for 2,000 yards in a career. He currently has 2,001 career rushing yards.
- ▶ Senior running back Javaris James recorded 56 yards rushing against Clemson to move past Willis McGahee into sixth on UM's career rushing list.
- ▶ UM's 12 scheduled opponents this season had a combined record of 93-61 (.604) last season, with eight of the 12 opponents having won at least eight games.
- ▶ Four UM receivers stand at 6-3 or taller: Leonard Hankerson and Aldarius Johnson are 6-3, LaRon Byrd is 6-4 and Tommy Streeter is 6-5. Miami's top three tight ends are all 6-4 or taller, including Jimmy Graham who stands at 6-8.
- ▶ Seventeen different players have caught a pass this season for the University of Miami while 10 of those 16 have at least eight catches thus far. Leonard Hankerson leads the team with 27 receptions, while LaRon Byrd (24), Travis Benjamin (23), Dedrick Epps (15), Aldarius Johnson (13), Thearon Collier (12) and Mike James (10) all have double-digit catches.
- ▶ The 35-point margin of victory against Uva was Miami's biggest in an ACC game since beating Duke 52-7 in 2005.
- ▶ UM is 75-21 in the month of November since 1984.
- ▶ The UM football team currently consists of 53 freshmen and sophomores and only 38 juniors and seniors.
- ▶ No position on the UM roster is as young as the receiver position, where junior Leonard Hankerson is the lone upperclassmen. Behind Hankerson, the next seven receivers are all in just their second year in the program.
- ▶ After playing 21 true freshmen in last season's season-opener, UM played just five in the 2009 opener in Tallahassee.
- ▶ A year after Travis Benjamin collected 274 all-purpose yards against FSU, Graig Cooper nearly matched the impressive feat in tallying 232 yards against the 'Noles in Tallahassee in the season opener. Cooper reached the 200 all-purpose yard mark against against Virginia, tallying 203 against the Cavaliers.

ASSOCIATED PRESS TOP 25
Nov. 8, 2009

No	Team	Record	Pts.
1	Florida (39)	9-0	1467
2	Texas (10)	9-0	1430
3	Alabama (11)	9-0	1422
4	TCU	9-0	1271
5	Cincinnati	9-0	1263
6	Boise State	9-0	1228
7	Georgia Tech	9-1	1127
8	Pittsburgh	8-1	945
9	LSU	7-2	904
10	Ohio State	8-2	898
11	USC	7-2	834
12	MIAMI	7-2	805
13	Houston	8-1	783
14	Oregon	7-2	752
15	Iowa	9-1	741
16	Utah	8-1	706
17	Oklahoma State	7-2	492
18	Arizona	6-2	476
19	Penn State	8-2	467
20	Virginia Tech	6-3	275
21	Wisconsin	7-2	274
22	BYU	7-2	219
23	USF	6-2	167
24	Clemson	6-3	149
25	Stanford	6-3	107

ARV: Oregon State 95, West Virginia 54, Auburn 54, Texas Tech 24, Navy 19, Tennessee 12, Rutgers 11, Nebraska 9, Temple 7, Kansas State 5, Notre Dame 3, Mississippi 2, Fresno State 2, Troy 1

USA TODAY COACHES' TOP 25
Nov. 8, 2009

No	Team	Record	Pts.
1	Florida (48)	9-0	1460
2	Texas (4)	9-0	1399
3	Alabama (7)	9-0	1389
4	TCU	9-0	1262
5	Cincinnati	9-0	1224
6	Boise State	9-0	1200
7	Georgia Tech	9-1	1118
8	Ohio State	8-2	944
9	Pittsburgh	8-1	940
10	USC	7-2	847
11	LSU	7-2	838
12	Houston	8-1	766
13	Iowa	9-1	757
14	Utah	8-1	688
15	MIAMI	7-2	685
16	Oregon	7-2	665
17	Penn State	8-2	552
18	Oklahoma State	7-2	530
19	Arizona	6-2	472
20	Wisconsin	7-2	341
21	Virginia Tech	6-3	268
22	BYU	7-2	216
23	West Virginia	7-2	121
24	USF	6-2	106
25	Auburn	7-3	80

ARV (5 or more): Clemson 71, Stanford 54, Oregon State 39, Texas Tech 36, Nebraska 31, Navy 28, Temple 8, Central Michigan 8, North Carolina 7, Boston College 7, Oklahoma 6

BCS STANDINGS
Nov. 8, 2009

No	Team	Record	Avg.
1	Florida	9-0	.9842
2	Alabama	9-0	.9516
3	Texas	9-0	.9234
4	TCU	9-0	.8620
5	Cincinnati	9-0	.8580
6	Boise State	9-0	.8126
7	Georgia Tech	9-1	.7552
8	LSU	7-2	.6138
9	USC	7-2	.5922
10	Iowa	9-1	.5745
11	Ohio State	8-2	.5733
12	Pittsburgh	8-1	.5628
13	Oregon	7-2	.5318
14	MIAMI	7-2	.4712
15	Houston	8-1	.4691
16	Utah	8-1	.4003
17	Arizona	6-2	.3363
18	Penn State	8-2	.3350
19	Oklahoma State	7-2	.2909
20	Wisconsin	7-2	.2334
21	Virginia Tech	6-3	.2331
22	BYU	7-2	.1236
23	Oregon State	6-3	.1231
24	USF	6-2	.1084
25	West Virginia	7-2	.0653

MIAMI ALL-TIME VS. UNC

► The following is a list of UM's all-time highs against North Carolina in the 12-game history between the two schools:

Rushing Yards

195 - Tyrone Moss, 2005
 119 - Eddie Johns, 1960
 111 - Javarris James, 2006
 110 - Graig Cooper, 2008
 90 - Jim Vollenweider, 1961

Rushing Attempts

24 - Tyrone Moss, 2005
 19 - Graig Cooper, 2008
 16 - Javarris James, 2006
 14 - John Varone, 1957
 13 - Five different times

Rushing Touchdowns

2 - Tyrone Moss, 2005
 1 - 11 different times

Receiving Yards

110 - Darnell Jenkins, 2007
 95 - Greg Olsen, 2006
 80 - Sam Shields, 2007
 78 - John Varone, 1957
 72 - Lance Leggett, 2004

Receptions

8 - Greg Olsen, 2006
 7 - Frank McDonald, 1952
 7 - John Varone, 1957
 5 - Three different times

Receiving Touchdowns

1 - 12 different times

Passing Yards

338 - Brock Berlin, 2004
 302 - Kyle Wright, 2007
 191 - George Mira, 1963
 174 - Don James, 1952
 143 - Kyle Wright, 2006

Pass Attempts

35 - Brock Berlin, 2004
 33 - Kyle Wright, 2007
 32 - Kyle Wright, 2006
 31 - Don James, 1952
 27 - Robert Marve, 2008

Pass Completions

20 - Brock Berlin, 2004
 18 - Robert Marve, 2008
 17 - Don James, 1952
 17 - Kyle Wright, 2007
 13 - Kyle Wright, 2006

Passing Touchdowns

3 - Robert Marve, 2008
 2 - George Mira, 1963
 2 - Brock Berlin, 2004
 2 - Kyle Wright, 2007

Team Bests

Total Offense: 415 - 2004
Rushing Yards: 323 - 1960
Rushing Attempts: 61 - 1960
Passing Yards: 338 - 2004
Pass Attempts: 35 - 2004
Pass Completions: 20 - 2004

Miami OWNS RARE DISTINCTION

► This year's University of Miami team might be one of the deepest team's in the country at the running back and wide receiver positions.

► As of Nov. 10, Miami is the only team from a BCS conference and one of just two teams at the FBS level that have three 300-yard rushers (Javarris James, Graig Cooper and Damien Berry) and five 200-yard receivers (Leonard Hankerson, Travis Benjamin, LaRon Byrd, Aldarius Johnson and Thearon Collier).

► Idaho is the only other team nationally that can match the 'Canes depth statistically at the offensive skill positions.

Rushing Leaders

Graig Cooper	478
Javarris James	421
Damien Berry	356

Receiving Leaders

Leonard Hankerson	517
Travis Benjamin	428
LaRon Byrd	342
Aldarius Johnson	214
Thearon Collier	201

Note: Dedrick Epps needs just 10 more yards to become the sixth 'Cane to reach 200 yards receiving this year.

NFL U

► Seven former University of Miami football players were named to the Pro Bowl last season, easily the highest representation for any school in the nation.

► This year, a number of 'Canes rank among the NFL's elite statistically.

- Andre Johnson (Texans) leads the league in receiving yards (800) and is tied for 15th in receiving touchdowns (4)
- Reggie Wayne (Colts) ranks second in the NFL in receiving yards (753) and is tied for fifth in receiving TDs (6)
- Greg Olsen is tied for fifth in the league with six receiving touchdowns
- Willis McGahee (Ravens) is tied for fourth in the league with seven touchdowns
- Frank Gore (49ers) ranks 10th in the league in rushing yards per game (74.5) and is tied for 15th in TDs (6)
- Clinton Portis is 15th in the league in rushing yards (494)
- Kellen Winslow is tied for 10th in the league with fifth receiving touchdowns
- Devin Hester is 20th in the league in receiving yards (548)
- Santana Moss is 23rd in the league in receiving yards (500)
- Ray Lewis (Ravens) is tied for sixth in the league in total tackles (68)
- Jon Beason (Panthers) and D.J. Williams (Broncos) are tied for 15th in the league in total tackles (63)
- Antrel Rolle (Cardinals) is tied for ninth in the league with three interceptions

► For more updates on Hurricanes in the NFL, see page 15.

Coastal DIVISION UPDATE

► With wins over No. 18 FSU, No. 14 Georgia Tech, Wake Forest and Virginia and losses at No. 11 Virginia Tech and versus Clemson, the 12th-ranked Hurricanes are currently second in the Coastal Division with a league record of 4-2.

- Georgia Tech (6-1) currently leads the division, with its lone league loss coming to the 'Canes.
- After Georgia Tech and Miami, Virginia Tech (3-2) sits in third followed by Duke (3-2), UNC (2-3) and Virginia (2-3).
- The Yellow Jackets improved to 6-1 with an overtime victory over Wake Forest last weekend in Atlanta.
- North Carolina won its second league game, beating rival Duke in Chapel Hill, 19-6.
- This week, Georgia Tech plays its final ACC game at Duke. If the Yellow Jackets win, they clinch a spot in the ACC Championship game.

Awards WATCH

► Head coach Randy Shannon, sophomore cornerback Brandon Harris and sophomore quarterback Jacory Harris have all been named to semifinalists for prestigious national awards.

► Shannon has been named a finalist for two top head coaching awards, while Brandon Harris is a semifinalist among defensive backs and Jacory Harris is a quarterback semifinalist.

PAUL "BEAR" BRYANT AWARD, GEORGE MUNGER AWARD - *Randy Shannon, Miami*

DAVEY O'BRIEN AWARD, MANNING AWARD - *Miami quarterback Jacory Harris*

JIM THORPE AWARD - *Brandon Harris, Miami*

► For more information on Miami's national semifinalist, see page 16 of the game notes.

ACC BOWL LINEUP

► Here is a list of the Atlantic Coast Conference's tie-ins for this upcoming bowl season:

Meineke Car Care Bowl (ACC vs. BIG EAST)

Saturday, Dec. 26, 4:30 p.m., ESPN
Bank of America Stadium (73,367)
Charlotte, N.C.

Emerald Bowl (ACC vs. Pac-10)

Saturday, Dec. 26, 8 p.m., ESPN
AT&T Park (40,184)
San Francisco, Calif.

Gaylord Hotels Music City Bowl (ACC vs. SEC)

Wednesday, Dec. 27, 8:15 p.m., ESPN
LP Field (67,000)
Nashville, Tenn.

Eagle Bank Bowl (ACC vs. Army/C-USA)

Tuesday, Dec. 29, 4:30 p.m., ESPN
RFK Stadium (45,000)
Washington, D.C.

Champs Sports Bowl (ACC vs. Big Ten)

Tuesday, Dec. 29, 8 p.m., ESPN
Florida Citrus Bowl (65,438)
Orlando, Fla.

Chick-fil-A Bowl (ACC vs. SEC)

Thursday, Dec. 31, 7:30 p.m., ESPN
Georgia Dome (71,851)
Atlanta, Ga.

Konica Minolta Gator Bowl

(ACC vs. BIG EAST/Big 12/Notre Dame)
Thursday, Jan. 1, 1 p.m., CBS
Jacksonville Municipal Stadium (73,000)
Jacksonville, Fla.

FedEx Orange Bowl (ACC vs. BCS)

Tuesday, Jan. 5, 8 p.m., FOX
Land Shark Stadium (72,230)
Miami Gardens, Fla.

GMAC Bowl (ACC vs. WAC)

Wednesday, Jan. 6, 7 p.m. (ESPN)
Ladd-Peebles Stadium (40, 646)
Mobile, Ala.

**Citi BCS National Championship Game
BCS No. 1 vs. BCS No. 2**

Thursday, Jan. 7, 8 p.m., ABC
The Rose (91,000)
Pasadena, Calif.

After the BCS makes its selections, the selection order is as follows:

1. Chick-fil-A Bowl
2. Konica Minolta Gator Bowl
3. Champs Sports Bowl
- 4-6. Gaylord Hotels Music City Bowl
 Meineke Car Care Bowl
 Emerald Bowl
7. EagleBank Bowl
8. GMAC Bowl

Going BOWLING

- With Miami's road win at Wake Forest on Oct. 31, the 'Canes became bowl eligible with its sixth win of the season.
- Miami has appeared in a bowl game 23 times in the last 26 seasons.
- The Hurricanes own an all-time record of 19-15 in 34 bowl appearances, including a record of 8-3 in bowl games since beating Virginia in the 1996 Carquest Bowl.
- Last season, Miami lost a close battle with Cal in the Emerald Bowl at AT&T Park in San Francisco on Dec. 27, 2008.

Pipho EARNS ACADEMIC HONOR

- Miami right tackle Matt Pipho was named to the ESPN The Magazine Academic All-District First Team (University Division) for football in District III.
- Pipho, who received his degree in Biology last spring, owns a 3.39 cumulative grade point average. He has started all nine games for the Hurricanes at right tackle this season helping the Hurricanes rack up 3,618 yards of total offense. Miami ranks in the top 50 nationally in total offense and is 21st in scoring offense and 28th in passing offense.
- Three Academic All-District teams are chosen in each district, with those student-athletes on the All-District first teams placed on the national ballot for Academic All-America® consideration.

Big BAILEY INSIDE

- One of the most versatile defenders in the country, junior Allen Bailey is having the best season of his career and one of the best years for a defensive lineman in the ACC.
- At 6-4, 288, Bailey has played both defensive tackle and defensive end this season and has been a key up front for the 'Canes this season.
- Bailey, who finished with 24 tackles and a team-best five sacks in 2008, already has 24 tackles this season while leading the team in tackles for a loss (10.5) and sacks (7.0). He is tied for third in the ACC with a 0.78 sacks per game average while also ranking third in the league in tackles for loss (1.17 pg).
- In his last three games, he has four sacks and seven tackles for a loss and forced fumble.

Options EVERYWHERE

- Seventeen different players on the University of Miami football team have caught a pass this season, with 10 of those 17 having recorded at least eight receptions thus far.
- The Hurricanes have had at least eight different receivers catch a pass in all seven wins.
- Travis Benjamin, Leonard Hankerson and Jimmy Graham are tied for the team lead with four TD receptions apiece.
- Leonard Hankerson has a team-high 27 catches, while fellow wide outs LaRon Byrd and Travis Benjamin have 24 and 23 respectively.
- Sophomore quarterback Jacory Harris has connected with all but one of the 17 players that have recorded a catch this season.
- In Miami's five home games, an average of 10.6 players have caught a pass per game (13 vs. Virginia, 12 vs. Florida A&M, 11 vs. Oklahoma, 9 vs. Georgia Tech, 8 vs. Clemson).

'Canes IN THE NATIONAL RANKINGS

► Several Hurricanes are ranked among the nation's elite statistically heading into this weekend's game. Here is a look at where some 'Canes rank nationally eight games into the season:

Player	Statistic	Avg.	National Rank
Brandon Harris	Passes Defended	1.44	t-5th
Jacory Harris	Passing Efficiency	149.67	14th
Allen Bailey	Sacks	0.78	t-23rd
Graig Cooper	Kickoff Returns	26.22	33rd
Matt Boshier	Punting	42.29	36th
Jacory Harris	Total Offense	238.44	40th
Graig Cooper	All-Purpose Yards	127.75	46th
Allen Bailey	Tackles for Loss	1.17	t-46th

Cooper HAS CAREER DAY RUSHING

- Junior running back Graig Cooper had his best day as a Hurricane rushing the football against Virginia last weekend.
- Cooper finished the afternoon with 152 yards on 18 carries (8.4 ypc) in addition to scoring his third touchdown of the season.
- Cooper also had UM's longest play from scrimmage this season with a 70-yard run against the Cavaliers.
- Heading into Saturday's game in Chapel Hill, Cooper leads the team in rushing (478) and all-purpose (1,022) yards.

100 YARDS ON THE GROUND

► Here is a list of the University of Miami's all-time 100-yard rushing performances:

CONSECUTIVE 100-YARD RUSHING GAMES (SINCE 1975)

Player	No.	Year
Willis McGahee	6	2002
Edgerrin James	6	1998
Clinton Portis	6	2001
Clinton Portis	4	1999
Willis McGahee	4	2002
Frank Gore	3	2003

MOST 100-YARD RUSHING GAMES (SINCE 1975)

Player	No.	Years
Edgerrin James	15	1995-98
Clinton Portis	14	1999-2001
Ottis Anderson	13	1976-78
James Jackson	11	1997-2000
Willis McGahee	10	2002
Frank Gore	8	2001, 2003-04
Tyrone Moss	7	2003-2006
Graig Cooper	6	2007-present
Stephen McGuire	6	1989-91
Javarris James	5	2006-present
Danyell Ferguson	5	1995-96
Alonzo Highsmith	5	1984
James Stewart	4	1993-94
Leonard Conley	4	1987-90
Jarrett Payton	3	2003
Dyral McMillian	3	1996
Warren Williams	3	1985-87
Melvin Bratton	3	1984-87
Damien Berry	1	2007-present
Derron Thomas	1	2005-08
Donnell Bennett	1	1993
Larry Jones	1	1993
Alex Johnson	1	1989
Albert Bentley	1	1983
Speedy Neal	1	1982
Lorenzo Roan	1	1980
Ken McMillian	1	1978
Taylor Timmons	1	1977
Chris Hobbs	1	1977

MCCARTHY RETURNS TO FORM

- Nine games into the 2009 season, junior linebacker Colin McCarthy has emerged as one of the ACC's top tacklers after missing most of the 2008 season with an injury.
- He currently leads the Miami defense with 65 total tackles. He also ranks ninth in the ACC with a 7.1 tackle-per-game average.
- In Miami's last road game (at Wake Forest) McCarthy recorded a team-high 11 total tackles.
- As a sophomore in 2007, he ranked third on the team with 68 total tackles.

Running FOR RECORDS

Here is a quick look at some individual UM career rushing records to watch out for during the 2009 season:

- With 79 rushing attempts this season, senior Javarris James has moved from eighth place on Miami's all-time rushing attempts list to third through the season's first nine games. After passing Stephen McGuire (450 attempts) and Danyell Ferguson (454 attempts) against Oklahoma, James passed his cousin Edgerrin with six carries against Clemson on Oct. 24. He now trails only Ottis Anderson (691 attempts) and James Jackson (541 attempts) heading into Saturday's game at North Carolina.

MIAMI'S CAREER RUSHING ATTEMPTS LEADERS

1. Ottis Anderson	691
2. James Jackson	541
3. Javarris James	479
4. Edgerrin James	474
5. Danyell Ferguson	454

- James also moved into the school's Top 10 in career rushing yards against the Sooners, moving into eighth place with 1,963 yards before adding four yards against FAMU, 65 against UCF in Orlando, 56 against Clemson and three last week against Virginia. With 150 yards on the ground against Oklahoma, James passed Alonzo Highsmith (1,914), Tyrone Moss (1,942) and McGuire (1,953) on the list. Against the Knights, James not only passed Frank Gore (1,975) for seventh place all-time, he became just the seventh player in school history to amass 2,000 career rushing yards. In the Clemson game, he passed Willis McGahee for sixth all-time in program history.

MIAMI'S CURRENT TOP 10 CAREER RUSHING LEADERS

1. Ottis Anderson	3,331
2. Edgerrin James	2,960
3. James Jackson	2,953
4. Clinton Portis	2,523
5. Danyell Ferguson	2,214
6. Javarris James	2,091
7. Willis McGahee	2,067
8. Graig Cooper	2,001
9. Frank Gore	1,975
10. Stephen McGuire	1,953

- Against Virginia, junior Graig Cooper also moved into the Top 10 in UM history in all-time rushers, becoming the eighth player in school history to amass at least 2,000 rushing yards in a career. Cooper, who had a career-best 152 yards against the Cavaliers, needs just 67 more yards to pass Willis McGahee for seventh all-time in school history.

Other RECORDS TO WATCH

- Jason Fox has started 45 games in his career, which ranks him in a tie for third all-time in UM history. He could tie William Joseph for a UM record 50 career starts if the 'Canes play in the ACC Championship game and a bowl game and Fox starts all 14 games this season. (Ed Reed is second on the list with 48 career starts).
- Matt Boshier is 3rd all-time in consecutive PATs (79), 8th in points scored kicking (161) and 9th in FGs made (28).

Turning THE CORNER

- Sophomore cornerback Brandon Harris is off to a strong start through the first nine games of the 2009 season.
- He currently ranks in a tie for the national lead in both pass break-ups (12) while ranking in a tie for fifth in passes defended (13).
- He recorded his first interception of the season on Oct. 10 against Florida A&M.
- He tallied a career-high nine total tackles at FSU in the season-opener, earning ACC Defensive Back of the Week honors for his effort in Tallahassee.
- Harris, a 2009 All-ACC Academic Team member, is currently third on the team with 45 tackles
- Last season as a true freshman, he finished the year with 30 total tackles and he had just three passes defended in 13 games.

Miami TEAM LEADERS

► Here is list of Miami's statistical team leaders through six games this season:

Passing Yards	Jacory Harris	2,336
Rushing Yards	Graig Cooper	478
Receiving Yards	Leonard Hankerson	517
Receptions	Leonard Hankerson	27
Punt Return Yards	Thearon Collier	138
Kick Return Yards	Graig Cooper	472
Total Touchdowns	Damien Berry	6
Scoring	Matt Boshier	67
All-Purpose Yards	Graig Cooper	1,022
Solo Tackles	Darryl Sharpton	34
Total Tackles	Colin McCarthy	65
Tackles for a loss	Allen Bailey	10.5
Sacks	Allen Bailey	7.0
Interceptions	Randy Phillips	2
Pass breakups	Brandon Harris	12
Fumbles recovered	Eight players	1
Fumbles forced	Three players	2

'Canes AT LAND SHARK

► Miami is 11-3 all-time in Land Shark Stadium, going 3-0 in bowl games, 4-2 last season and 4-1 this year.
 ► The 'Canes won the 1996 Carquest Bowl over Virginia, the 1998 Micron PC Bowl over NC State and the 2003 Orange Bowl over FSU before beating Charleston Southern, UCF, Wake Forest and Virginia Tech in the team's inaugural season at its new stadium. UM opened Land Shark Stadium in 2009 with a 33-17 win over No. 14 Georgia Tech on Sept. 17 followed by victories over No. 8 Oklahoma (21-20 on Oct.3) and FAMU (48-16 on Oct. 10), an overtime loss to Clemson (37-40 on Oct. 24) and most recently a blowout win over Virginia (52-17 on Nov. 7) this past weekend

Miami ON THE BIG STAGE

► The Hurricanes came right out of the gate in 2009 with its first four games against a ranked opponent on national TV. Miami opened its season Labor Day night in Tallahassee with a 38-34 win over No. 18 Florida State, 10 days before beating No. 14 Georgia Tech, 33-17, on a ESPN Primetime Thursday contest.
 ► Three weeks ago, the 'Canes suffered their only defeat of 2009, falling at No. 11 Virginia Tech on ABC before picking up their third win over a ranked opponent two weeks back with a 21-20 win over No. 8 Oklahoma in primetime on ABC.
 ► After playing UCF on CBS College Sports, the 'Canes played Clemson and Wake Forest on a ABC-ESPN (regional split) before playing its first game on Raycom against Virginia.
 ► This weekend, the 'Canes return to ABC/ESPN with a 3:30 game against the Tar Heels in Chapel Hill.

Miami VERSUS THE STATE OF NORTH CAROLINA

► The University of Miami is 34-18-1 all-time versus teams from the state of North Carolina. Since UM joined the Atlantic Coast Conference in 2004, the Hurricanes are 10-4 against teams from the Tar Heel State.
 ► Before Miami joined the ACC, the 'Canes rarely faced teams from North Carolina, playing just four games against N.C. teams from the time Dennis Erickson took over the program in 1989 to the team's last year in the BIG EAST in 2003. Over that 15-year span, UM faced East Carolina three times and NC State once.

UM's Last 16 Meetings Versus N.C. Teams

Oct. 31, 2009	at Wake Forest	W	28-27	BB&T Field
Nov. 29, 2008	at NC State	L	28-38	Carter-Finley Stadium
Oct. 25, 2008	Wake Forest	W	16-10	Dolphin Stadium
Oct. 18, 2008	at Duke	W	49-31	Wallace Wade Stadium
Sept. 27, 2008	North Carolina	L	24-28	Dolphin Stadium
Nov. 3, 2007	NC State	L	16-19 (OT)	Orange Bowl
Oct. 6, 2007	at North Carolina	L	27-33	Keenan Stadium
Sept. 29, 2007	Duke	W	24-14	Orange Bowl
Oct. 21, 2006	at Duke	W	20-15	Wallace Wade Stadium
Oct. 7, 2006	North Carolina	W	27-7	Orange Bowl
Nov. 12, 2005	at Wake Forest	W	47-14	Groves Stadium
Oct. 29, 2005	North Carolina	W	34-16	Orange Bowl
Oct. 8, 2005	Duke	W	52-7	Orange Bowl
Nov. 20, 2004	Wake Forest	W	52-7	Orange Bowl
Oct. 30, 2004	at North Carolina	L	28-31	Keenan Stadium
Oct. 23, 2004	at NC State	W	45-31	Carter-Finley Stadium

Whipple BALL

► Nine games into his tenure as the University of Miami's offensive coordinator, Mark Whipple has the 'Canes' passing game off to a fast start as Miami ranks in the nation's Top 30 in passing efficiency (15th; 150.16), scoring offense (21st; 32.33) and passing offense (28th; 265.44 ypg).
 ► Despite going up against four ranked teams in the season's first nine games, the Hurricanes' offense has scored more than 20 points eight times, including a 52-point showing this past weekend against Virginia, a 38-point performance in Miami's season-opening win over No. 18 FSU in Tallahassee, a 33-point showing the following week against No. 14 Georgia Tech, a 48-point performance against Florida A&M and a 37-point outing against Clemson.
 ► Quarterback Jacory Harris has proven to be one of the league's top passers this year, leading the ACC in pass efficiency (149.67) while ranking third in passing touchdowns (18) and fourth in passing yards per game (259.6).

Big PLAY BENJAMIN

► Sophomore wide receiver Travis Benjamin recorded Miami's longest pass play this season with a 69-yard touchdown reception from sophomore quarterback Jacory Harris against Clemson.
 ► Benjamin also came up big in the clutch at Wake Forest, catching the game-winning 13-yard touchdown pass from Jacory Harris with 1:03 left to secure the road victory.
 ► Graig Cooper's 70-yard run against Virginia is the team's longest play from scrimmage this year.

Coaches AT THEIR ALMA MATERS

► Miami's Randy Shannon is one of 15 head coaches working at their alma maters this season. The Hurricanes faced two coaches coaching at their alma maters this season (Frank Beamer - Virginia Tech; Al Groh - Virginia).

- Chris Ault - Nevada
- Frank Beamer - Virginia Tech
- Troy Calhoun - Air Force
- Steve Fairchild - Colorado State
- Pat Fitzgerald - Northwestern
- Ralph Friedgen - Maryland
- Al Groh - Virginia
- Mike Gundy - Oklahoma State
- Doug Marrone - Syracuse
- Rick Neuheisel - UCLA
- Randy Shannon - Miami**
- Mark Snyder - Marshall
- Dave Wannstedt - Pittsburgh
- Charlie Weis - Notre Dame
- Paul Wulff - Washington State

Spreading THE WEALTH

- Quarterback Jacory Harris completed a pass to 13 different receivers in Miami's win over Virginia on Nov. 7.
- Harris finished the day 18-for-31 for 232 yards and two touchdowns.
- Here is a breakdown of Harris' completions against UVa:

Receptions vs. UVa

LaRon Byrd	3
Leonard Hankerson	2
Tervaris Johnson	2
Dedrick Epps	2
Mike James	2
Travis Benjamin	1
Aldarius Johnson	1
Kendal Thompkins	1
Damien Berry	1
Javarris James	1
Lee Chambers	1
Graig Cooper	1
Jimmy Graham	1

- On the year, Harris has found 16 different receivers.

Hurricanes IN THE ACC IN 2009

- The following is a list of where UM is ranked as a team and individually in the Atlantic Coast Conference this season:

Team	Rank	Player	Rank
Scoring Offense	3rd (32.3)	Jacory Harris	
Scoring Defense	5th (23.2)	Passing Avg./Game	4th (259.6)
Pass Offense	5th (265.4)	Passing Efficiency	1st (149.7)
Pass Defense	7th (204.7)	Total Offense	5th (238.4)
Rush Offense	6th (136.6)	Passing Touchdowns	3rd (18)
Rush Defense	4th (122.9)	Graig Cooper	
Total Offense	4th (402.0)	Kick Return Avg.	4th (26.2)
Total Defense	5th (327.6)	All-Purpose	6th (127.8)
Kickoff Coverage	9th (38.7)	Rushing Yards/Game	8th (59.8)
Kickoff Returns	3rd (23.0)	Javarris James	
Pass Efficiency	2nd (150.1)	Rushing Yards/Game	10th (52.6)
Punting	9th (34.6)	Leonard Hankerson	
Punt Return Avg.	7th (9.8)	Receiving Yards/Game	10th (57.4)
Time of Possession	6th (30:08)	Matt Boshier	
Turnover Margin	t-7th (0.00)	Scoring	6th (7.4)
First Downs	5th (190)	Scoring (Kick)	3rd (7.4)
Opponent 1st Downs	t-6th (161)	Punting	2nd (42.3)
Sacks By	t-6th (18)	PAT Kick Pct.	t-1st (100.0)
Sacks Against	t-10th (26)	Field Goal Pct.	4th (83.3)
Penalties	11th (61.3)	Field Goals	9th (1.11)
Opponent Penalties	10th (50.2)	Brandon Harris	
Pass Def. Efficiency	7th (120.4)	Passes Defended	1st (1.44)
Field Goals	4th (.833)	Tackles/Game	t-35th (5.0)
3rd Down Conv.	4th (44.9)	Colin McCarthy	
Opp. 3rd Down Conv.	6th (37.2)	Tackles/Game	9th (7.1)
4th Down Conv.	t-6th (45.5)	Darryl Sharpton	
Opp. 4th Down Conv.	6th (44.4)	Tackles/Game	16th (6.4)
PAT Kicking	t-1st (1.000)	Sean Spence	
Red Zone Offense	t-8th (83.3)	Tackles/Game	t-35th (5.0)
Red Zone Defense	2nd (77.8)	Allen Bailey	
		Sacks	t-3rd (0.78)
		Tackles for Loss	3rd (1.17)
		Andrew Smith	
		Fumbles Recovered	t-9th (0.14)

It's BEEN A WHILE

► Sophomore quarterback Jacory Harris entered the season snapping a streak of at least 16 years since a player from Miami-Dade County quarterbacked a University of Miami team. Hialeah High School's Ryan Collins started the last seven games of the 1993 season, but did not go into the season as the starter. Kary Baker was the last Miami-Dade County quarterback to enter the season as the starting quarterback. Baker, from Miami-Edison High School, was UM's starter in 1974 and also was Miami's first African-American quarterback.

MIAMI QUARTERBACKS SINCE 1974

2009	Jacory Harris	Miami
2008	Robert Marve	Tampa
2007	Kyle Wright	Danville, Calif.
2006	Kyle Wright	Danville, Calif.
2005	Kyle Wright	Danville, Calif.
2004	Brock Berlin	Shreveport, La.
2003	Brock Berlin	Shreveport, La.
2002	Ken Dorsey	Orinda, Calif.
2001	Ken Dorsey	Orinda, Calif.
2000	Ken Dorsey	Orinda, Calif.
1999	Ken Dorsey	Orinda, Calif.
1998	Scott Covington	Laguna Niguel, Calif.
1997	Ryan Clement	Denver, Colo.
1996	Ryan Clement	Denver, Colo.
1995	Ryan Clement	Denver, Colo.
1994	Frank Costa	Philadelphia, Pa.
1993	Frank Costa	Philadelphia, Pa.
	Ryan Collins	Pembroke Pines
1992	Gino Torretta	Pinole, Calif.
1991	Gino Torretta	Pinole, Calif.
1990	Craig Erickson	West Palm Beach
1989	Craig Erickson	West Palm Beach
1988	Steve Walsh	St. Paul, Minn.
1987	Steve Walsh	St. Paul, Minn.
1986	Vinny Testaverde	Elmont, N.Y.
1985	Vinny Testaverde	Elmont, N.Y.
1984	Bernie Kosar	Boardman, Ohio
1983	Bernie Kosar	Boardman, Ohio
1982	Mark Richt	Boca Raton
1981	Jim Kelly	East Brady, Pa.
1980	Jim Kelly	East Brady, Pa.
1979	Mike Rodrigue	Tallahassee
1978	Kenny McMillian	DeLand
1977	Kenny McMillian	DeLand
	E.J. Baker	Lakeland
1976	E.J. Baker	Lakeland
1975	E.J. Baker	Lakeland
1974	Kary Baker	Miami

Recapping THE VIRGINIA GAME

► **OFFENSIVE PRODUCTION:** Miami's 52 points are the most scored by the Hurricanes since knocking off Charleston Southern, 52-7, in its 2008 season opener at Land Shark Stadium (Aug. 28, 2008) and the most points allowed by Virginia this season. The Hurricanes bested its previous season high of 48 points in the win over Florida A&M (Oct. 10). Miami's 515 total yards of offense is the most by the Hurricanes since totaling 563 yards in a 51-10 win over Florida A&M on Sept. 9, 2006. It marks Miami's fifth game of the season with 400-plus offensive yards. Yards Opponent Result

► UM's 268 rushing yards is the most since running for 314 yards versus NC State on Nov. 3, 2007, in a 19-16 loss. Six different Hurricanes scored in a game for the second time this season - the most since seven Miami players scored in that 2008 win at Duke. Miami posted three rushing TDs (Berry (2), Cooper), three receiving TDs (Graham, Hankerson, Thompkins) and one punt return for a TD (Collier).

► **RUSHING INTO THE RECORD BOOKS:** With a career-high 152 yards on the ground, junior Graig Cooper moved into eighth place in career rushing yards with 2,001 so far in his career. This afternoon marked Cooper's first 100-yard rushing game of the season and the third of the year for the Hurricanes (Javarris James 150 yards vs. Oklahoma; Damien Berry 162 yards vs. Florida A&M). Cooper's 70-yard run is the longest since Frank Gore had a 77-yard run versus Syracuse on Nov. 17, 2001 - a 59-0 UM win en route to the national title. Cooper's 152 yards is the second most by a Hurricane versus the Cavaliers. Frank Gore ran for 195 yards versus Virginia in 2004. Cooper's 152 yards this afternoon marks a career high, breaking his previous best of 131 yards set at Virginia last year. Miami is now 3-0 this season when a Hurricane rushes for more than 100 yards.

► **AND... HE... GOES... ALL THE WAY:** Thearon Collier recorded his second punt return for a touchdown in the first quarter to put the Hurricanes back in the lead, 17-10. After shaking off a few defenders and a few key blocks by his teammates, Collier ran the punt back for a 60-yard score. He previously returned a punt 61 yards for a TD in Miami's 48-16 win over Florida A&M on Oct. 10. Collier is the first Hurricane to notch multiple punt returns for TD in a season since 2004 when Devin Hester recorded three and Roscoe Parrish had two. With those two punt returns for TDs, Collier is now tied for fourth place in school history alongside Parrish, Phillip Buchanon, Andy Sixkiller and Gordon Malloy.

► **BERRY FINDS PAYDIRT AGAIN AND AGAIN:** With a two-yard rushing touchdown to extend Miami's lead to 31-17 in the third quarter, Damien Berry has now scored a TD in a team-best five-straight games. He added his team-high sixth touchdown in the third quarter with a one-yard scamper into the endzone for his first multi-TD game of his career, putting UM up 38-17. Berry previously notched a three-yard score at Wake Forest, a 23-yard TD run versus Clemson, a 35-yard TD run against FAMU and a three-yard score versus UCF.

► **MR. CONSISTENCY:** With a five-yard reception in the first quarter, Leonard Hankerson is the only Hurricane to have a catch in all nine games this season. Hankerson leads Miami with 27 receptions for 517 yards and four touchdowns. With his fourth touchdown in the first quarter - a 35-yard reception to knot the score at 10-all - Hankerson now has four TD receptions, good to tie for second most on the squad. Five Hurricanes have at least four TDs this season - Hankerson, Travis Benjamin, Jimmy Graham (courtesy of his second quarter TD grab), Javarris James and Damien Berry with five.

► **THE SERIES:** With their second-straight win over the Cavaliers, the Hurricanes now lead the all-time series 5-2 and improve to 7-2 overall for the first time since 2005. Since 2000, Miami has won at least seven of its first nine games six times. The Hurricanes have never lost to the Cavaliers when scoring at least 20 points. Conversely, Miami is 0-2 versus Virginia when failing to reach the 20-point mark.

► **ON D:** The Hurricanes kept the Cavaliers to a season-low 149 yards of total offense, including a season-low 75 passing yards. Miami held Virginia without a touchdown pass for the fifth time this season. The Cavaliers managed just four first downs in the first half (and 10 for the game) and were limited to 2-for-12 on third-down conversions. Miami's Stephen Wesley posted his second sack of the season for a loss of 12 yards. In the fourth quarter, Marcus Robinson added the team's second sack of the game and his fourth of the season (second best on the squad) for a loss of 15 yards.

► **SPREADING THE LOVE:** Thirteen different Hurricanes have caught a pass today, including TD receptions from Leonard Hankerson, Jimmy Graham and Kendal Thompkins.

► **MOVING UP THE CHARTS:** With his 77th consecutive point after touchdown for Miami's 52nd point of the game, Matt Boshier is now one PAT shy of tying for third place in all-time consecutive PATs in the Miami record book. He went 7-for-7 today - and is 37-for-37 on the season - to extend his streak to 77-straight PATs. Boshier moved up to eighth place in Miami history in points scored kicking with 160 points, passing Chris Dennis (1974-77) who had 156 points.

National PERSPECTIVE

► In addition to a No. 12 ranking in the AP Poll and a No. 15 ranking in the USA Today/ESPN Coaches Poll, the 'Canes are receiving other Top 25 recognition after beating Virginia to improve to 7-2 this season.

Here is a list of some other national rankings for the 'Canes heading into the weekend:

- **BCS:** 14

- **ESPN Power Ranking:** 13

- **ESPNU Fan Ranking:** 14

- **Legends Poll:** 14

- **Sporting News:** 16

- **CBSSports.com 120:** 9

- **Harris Interactive:** 15

Comparison: MIAMI AND NORTH CAROLINA

► Here is a quick look at the match-ups you will see when the 'Canes and Tar Heels square off on Saturday in Chapel Hill:

MIAMI			UNC		
Offense	Avg	NCAA Rank	Defense	Avg	NCAA Rank
PPG	32.33	21	PPG	15.33	11
Rushing	136.56	75	Rushing	91.67	8
Passing	265.44	28	Passing	157.78	5
Defense	Avg	NCAA Rank	Offense	Avg	NCAA Rank
PPG	23.22	52	PPG	22.33	93
Rushing	122.89	45	Rushing	141.67	68
Passing	204.67	42	Passing	152.67	109
Net Punting	Avg	NCAA Rank	PR	Avg	NCAA Rank
Average	34.62	80	Average	13.52	18
PR	Avg	NCAA Rank	Net Punting	Avg	NCAA Rank
Average	9.80	54	Average	35.80	61

The TOUGH BIG FOUR TO OPEN

► The University of Miami's first four games of the 2009 season were against four ranked opponents in Florida State, Georgia Tech, Virginia Tech and Oklahoma. Those teams were all ranked in the final polls last year and had a combined 2008 record of 40-14.

► Not only were Miami's first three games against ACC schools, but it was against the top three ACC teams going into the season as predicted by the Atlantic Coast Conference media. (Florida State 1st in Atlantic, Virginia Tech 1st in Coastal and Georgia Tech 2nd in Coastal).

► The 'Canes first non-conference game was against 2008 national runner-up Oklahoma. The 'Canes defeated the eighth-ranked Sooners, 21-20, to finish the difficult opening stretch with a 3-1 record.

Miami 4th NATIONALLY IN SCORES BY RETURNS

► Since the turn of the century, Virginia Tech, Kansas State and Texas are the only schools that have scored more touchdowns than Miami on various returns. Here's the list:

Most Touchdowns Via Returns Since 2000

School	00	01	02	03	04	05	06	07	08	09	Bwls	Tot.
Virginia Tech	6	7	7	10	6	6	5	8	5	4	3	67
Kansas State	5	2	12	5	5	5	9	7	9	5	1	66
Texas	6	6	7	9	2	7	8	4	4	8	3	64
Miami	13	11	6	10	8	3	1	2	3	3	3	63
Fresno State	5	3	5	4	6	7	3	3	8	3	3	50
Florida State	4	5	6	6	3	4	3	4	4	3	7	49
NC State	2	4	9	10	5	2	4	3	3	1	1	44
Nebraska	7	5	6	4	4	4	0	3	4	2	3	42
Colorado	4	7	7	1	6	3	1	3	3	1	4	40
East Carolina	5	4	5	4	3	0	4	2	6	2	3	38
Texas Tech	7	8	5	3	2	3	2	1	3	2	2	38
Notre Dame	6	4	9	1	1	5	4	3	2	0	1	36
Wake Forest	2	2	3	6	5	3	2	10	3	0	0	36

November REIGN

► The Hurricanes have been a dominant team this month the last quarter of a century. Since Jimmy Johnson's tenure began at Miami in 1984, UM is 75-21 all-time in the month of November. In fact, from 1984 to 2002, the Hurricanes were an impressive 63-8 in the year's second-to-last month.

► The Hurricanes closed out the month of October with a 4-1 record this season, with wins over Oklahoma (Oct. 3), Florida A&M (Oct. 10), UCF (Oct. 17) and Wake Forest (Oct. 31).

► Miami opened November this year with a 52-17 win over Virginia on Nov. 7. Last year, Miami went 2-2 in November with wins over Virginia and Virginia Tech and losses to Georgia Tech and NC State.

Randy's RETURN

► After missing three straight games (vs. Oklahoma, vs. Florida A&M and at UCF), senior safety Randy Phillips returned against Clemson and made an immediate impact, recording six tackles (three solo) and an interception against the Tigers.

► Phillips currently leads the team with two interceptions and ranks sixth on the team in tackles with 31, despite having only playing less than six full games.

► The most experienced defensive back, Phillips now has seven INTs for his career.

► Against Wake on Oct. 31, he tied for second on the team with seven total tackles.

Missing SPENCE

► After a slow start to the season, sophomore linebacker Sean Spence had a strong stretch of games against Virginia Tech, Oklahoma, Florida A&M and UCF before leaving the Clemson game early and missing the last two games with an injury.

► After recording a combined five tackles in Miami's first two games (3 at FSU, 2 vs. Georgia Tech), Spence averaged over seven tackles per game over the next four, recording eight tackles at Virginia Tech, a career-high tying 10 vs. Oklahoma, four against FAMU and seven last weekend at UCF.

► Against the Knights, Spence also recorded his first two sacks of the season.

► Spence, ACC's Defensive Rookie of the Year last season, currently ranks fifth on the team in tackles with 35.

Byrd BREAKS OUT

► After being held without a catch in the season-opener at FSU, sophomore wideout LaRon Byrd responded with a big night against Georgia Tech on Sept. 17, catching five passes for 83 yards - including an early 40-yard touchdown reception from Jacory Harris.

► Against UCF on Oct. 17, Byrd was at it again, catching five passes for 85 yards.

► On the year, Byrd ranks second on the team in catches (24) and third in receiving yards (342).

Best BEHAVIOR

► Through head coach Randy Shannon's first 34 games at the helm of the University of Miami football program, the statistics have shown a drastic change in the Hurricanes' discipline on the field. The last two seasons, the Hurricanes were close to even when it came to penalty differential. The last time the Hurricanes finished the season with fewer penalty yards than their opponents was 1994, when UM was penalized for 775 yards compared to 807 for its opponents.

PENALTY YARDAGE

YEAR	MIAMI	OPPONENTS	+/-
2009	552	452	+100
2008	605	537	+68
2007	622	611	+11
2006	805	507	+298
2005	841	626	+215
2004	736	584	+152
2003	1,027	766	+261
2002	1,055	517	+538
2001	944	687	+257
2000	887	609	+278
1999	783	544	+239
1998	822	670	+152
1997	820	661	+159
1996	675	384	+291
1995	739	722	+17
1994	775	807	-32

Jacory HAS RECORD GAME AGAINST FSU

- Sophomore quarterback Jacory Harris, making just his third career start, had one of the top passing performances in school history in Miami's season-opening 38-34 win at No. 18 Florida State.
- Harris etched his name into the Hurricanes' record books in tossing for the 10th-most passing yards in a single game in school history with 386 yards through the air against the 'Noles.
- It was the most passing yards ever by a Miami quarterback ever against FSU and was the most by a 'Cane since Ken Dorsey tossed for 422 yards against West Virginia in 2002.
- Harris, who earned ACC Offensive Back of the Week honors for his performance, finished the contest 21-of-34 with two passing touchdowns and a rushing touchdown.

Ratings REPORT: MIAMI-FSU

- Miami's season-opening win at FSU on Labor Day is ESPN's third-most viewed regular season college football game in the history of the network – behind the 2009 USC-Ohio State game and the Miami-FSU Labor Day battle in 2006.
- The '09 Labor Day game recorded 5,820,001 household impressions, had 8,406,103 viewers with a rating of 5.89.
- The Hurricanes have now been a part of four of ESPN's six most-watched regular season games on the network.

MOST VIEWED REGULAR SEASON COLLEGE FOOTBALL GAMES IN ESPN HISTORY

DATE	GAME (Result)	HOUSEHOLDS
Sept. 12, 2009	USC at Ohio State (USC won, 18-15)	7,243,000
Sept. 4, 2006	Florida State at Miami (Florida State won, 13-10)	6,329,828
Sept. 7, 2009	Miami at Florida State (Miami won, 38-34)	5,820,001
Nov. 2, 2006	West Virginia at Louisville (Louisville won, 44-34)	4,915,915
Sept. 6, 2008	Miami at Florida (Florida won, 26-3)	4,886,206
Oct. 8, 1994	Florida State at Miami (Miami won, 34-20)	4,846,320

Its ALL ABOUT THE BENJAMIN

- Sophomore wide receiver/return man Travis Benjamin has had the best two games of his career against arch-rival Florida State.
- Last year against the Seminoles in Miami, he collected an impressive 274 all-purpose yards - the most by a Hurricane since Edgerrin James had 310 all-purpose yards (299 rushing, 11 receiving) against UCLA in 1998. He finished the contest with 185 yards on kick returns, 71 yards receiving and 18 yards rushing.
- In the season-opener against FSU in Tallahassee, Benjamin didn't match his total yardage from 2008, but he did have the best receiving game of any Hurricane since 2006, catching four passes for 128 yards and a touchdown. His four catches went for gains of 39, 29, 20 and 40 yards.
- Benjamin ranked second on the team with 1,012 all-purpose yards last year and is third this year with 440 after seven games.
- He now has three career touchdowns against the Seminoles, scoring the first two touchdowns of his career last season (18-yard rushing TD, 51-yard receiving TD) before picking up his third this season (39-yard receiving TD).
- Last year, Benjamin was named a Rivals.com Freshman All-American after finishing the season with team-highs in punt return yardage (181), kick return yardage (496) and yards per reception (16.3).
- This season, he ranks second on team in receiving yards (428) and yards per catch (18.6).

TRAVIS BENJAMIN CAREER vs. FSU

YEAR	RUSHING	RECEIVING	KICK RETURN	PUNT RETURN	ALL-PURPOSE	TOUCHDOWNS
2009	5	128	-	7	140	1
2008	18	71	185	-	274	2

Freshmen SEE FIRST ACTION

► After playing 21 true freshmen in the season-opener last season, UM played just five true freshman in the 2009 opener at FSU. Ray-Ray Armstrong, Mike James, Brandon McGee, Olivier Vernon and Brandon Washington all saw action against the 'Noles, with Vernon seeing the most significant time at the defensive end position. Seven true freshmen have played for the 'Canes with Curtis Porter seeing time against FAMU and Clemson and A.J. Highsmith against FAMU.

Coop DOES IT ALL

- A year after Travis Benjamin collected 274 all-purpose yards against FSU, Graig Cooper nearly matched the impressive feat in tallying 232 yards against the 'Noles in Tallahassee in the season opener on Labor Day.
- The junior collected 177 kick return yards - the fourth-highest single game total in school history.
- He averaged 35.4 yards per return - including a 63-yard return in the third quarter.
- Cooper scored the eventual game-winning touchdown against FSU in the opener on a 3-yard run to put the 'Canes up 38-34 with 1:53 to play.
- On Sept. 17 against Georgia Tech, Cooper was at it again, racking up 93 yards rushing, 32 receiving and 61 yards on kick returns for a game-high 186 all-purpose yards.
- Despite missing most of two games this year, he currently leads the team with 1,022 all-purpose yards.
- He finished with exactly 130 all-purpose yards against Virginia Tech (9/26) and Clemson (10/24) and reached the 200-yard mark last week against Virginia with 152 rushing yards, six receiving yards and 45 kick return yards.

The NORTHWESTERN SEVEN

▶ Last season's freshman class included seven players from Northwestern High School in Miami.

Here is a look at how each fared their first season at Miami in 2008:

QB JACORY HARRIS

▶ Played in all 13 games, starting two; Threw for 1,195 yards and 12 touchdowns; also ran for 101 yards

LB SEAN SPENCE

▶ Earned numerous Freshman All-America honors; Named ACC Defensive Rookie of the Year; Recorded 65 tackles

WR ALDARIUS JOHNSON

▶ Led the 'Canes in catches (31) and receiving yards (332); Caught eight passes for 84 yards and a TD at Duke

DT MARCUS FORSTON

▶ Earned numerous Freshman All-America honors; Had 4.5 tackles for a loss, including three sacks

WR TOMMY STREETER

▶ Sat out the 2008 season with a wrist injury

WR KENDAL THOMPkins

▶ Played in the first two games before an injury forced him to miss the remainder of the season.

OL BEN JONES

▶ Redshirted; Participated on the scout team

Miami VS. AP-RANKED TEAMS

- ▶ Miami has won 27 of its last 43 games against ranked teams, dating back to the 2000 season.
- ▶ Miami is 88-114-1 vs. AP-ranked teams since its first game against a ranked opponent in No. 18 Alabama in 1941.
- ▶ Miami is 40-57 vs. AP top-10 teams since playing No. 6 Alabama in 1947.
- ▶ Miami is 22-33 against AP top-5 teams since playing No. 3 Maryland in 1953.
- ▶ Miami's victory over No. 1 Florida State on Oct. 7, 2000, extended UM's record to 10-7 against No. 1-ranked teams. Of those 16 meetings with No. 1, six of the past eight have been against FSU.

Miami VS. RANKED OPPONENTS SINCE 1990

▶ Since 1990, Miami has registered a 48-38 mark against Associated Press ranked teams and a 125-16 record against unranked opponents. Miami's loss to North Carolina in 2004 marked the first loss to an unranked team since losing to East Carolina in 1999, a span of 65 games.

FOX ON SPORTING NEWS TODAY

- ▶ University of Miami offensive tackle Jason Fox is among 18 college football stars writing weekly diaries throughout the season in Sporting News Today, the world's first digital daily sports newspaper.
- ▶ The diaries, which will cover topics on the field and off it, began a week before the season-opener at FSU. To sign up for the free digital newspaper, which is no fewer than 30 pages a day, go to sportingnewstoday.com. At 7 a.m. ET each day, subscribers are sent an e-mail directing them to that day's edition.

All-Purpose YARDS RETURN

- ▶ Miami returns nine of its top 10 players in terms of all-purpose yards gained in 2008, with only Kayne Farquharson (280 yards) not back this season.
- ▶ In Miami's 2009 opener against FSU, Graig Cooper and Travis Benjamin continued to dominate the team's all-purpose yardage, accounting for over half (372 of 664) of the Hurricanes' all-purpose yardage. Cooper led the team with 232 yards - including 177 on kick-returns - while Benjamin had 140, 128 of which came through the air.
- ▶ Despite missing most of two games (FAMU, UCF), Cooper has a team-high 819 all-purpose yards, ranking him 64th nationally with an average of 117.0 yards per game.
- ▶ Behind Cooper, Benjamin (500), Leonard Hankerson (477), Javarris James (472) and Mike James (349) round out the top five all-purpose performers for the 'Canes.
- ▶ Cooper (1,133) led the team in all-purpose yards in '08.
- ▶ Benjamin (1,012) ranked second on the team in all-purpose yards last year. It marked the second time a UM freshman recorded at least 1,000 all-purpose yards in the last three seasons, after Javarris James tallied 1,002 yards as a freshman in 2006.

Coop AND BABY J

- ▶ So much of Miami's success offensively comes from the running back tandem of junior Graig Cooper and senior Javarris James. In the rushing duo's time together at UM, the Hurricanes have a 7-3 record when the two combine to get at least 25 carries, and a 6-9 record when they both play and are under the 25-carry mark.
- ▶ In 2007, reaching this mark was extremely important to the team's success as all five of UM's victories came when the two combined to reach the 25-carry mark.
- ▶ Last year, James missed the better part of five games with a high ankle sprain, and the only time the pair combined for more than 25 carries the 'Canes won at Virginia when Cooper and James ran 33 times for 186 yards.
- ▶ Against Georgia Tech this year, the pair combined for 31 carries and 165 yards and averaged 5.3 yards per carry against the Yellow Jackets.
- ▶ The tandem ranks first and second on the team in rushing this season, with Cooper having tallied a team-high 478 yards on the ground follow by James' 421.

Two SPORT STAR

- ▶ With five national championships and decades of success on the gridiron, football players at "The U" are usually the most recognizable athletes. However, one of the most recognizable names on the 2009 roster is former UM basketball player Jimmy Graham.
- ▶ Graham, who is among the program's all-time Top 10 in career blocks, opted to join the football team in lieu of pursuing a professional basketball career after his basketball eligibility expired at the conclusion of the 2008-09.
- ▶ He has played in each of Miami's first nine games this season. His first three catches went for touchdowns, scoring in UM's first three home games this season (vs. Georgia Tech, vs. Oklahoma and vs. FAMU).
- ▶ He is currently tied with Travis Benjamin and LaRon Byrd for a team-high four TD catches. On the year, Graham has eight catches for 96 yards.
- ▶ At 6-8, he is the second-tallest player on UM's roster (reserve offensive lineman Ian Symonette stands at 6-9).
- ▶ He is one of four former college basketball players making the switch to the gridiron in 2009 - Arizona forward-turned-Houston tight end Fendi Onobu, Michigan point guard-turned-slot receiver Kelvin Grady and Duke point guard-turned-Syracuse quarterback Greg Paulus.

'Canes IN THE NFL IN WEEK NINE

► Tune into nearly any NFL game on a Sunday or Monday, and you're likely to see several former Hurricanes excelling at the next level. No school in the country has as many former players in the NFL than the University of Miami, and that is evident by the number of current Pro Bowl players and Super Bowl champions that hail from "The U". The following list is the top performances by former Hurricanes this past weekend in the NFL:

1. Greg Olsen – Chicago Bears TE (vs. Arizona)

► Caught three touchdown passes and finished with 71 yards receiving

2. Frank Gore - San Francisco 49ers (vs. Tennessee)

► Had 83 yards rushing, 75 yards receiving (on seven catches) and scored a rushing TD

3. Devin Hester – Chicago Bears WR/PR (vs. Arizona)

► Recorded his 4th straight game with 80+ receiving yards in tallying 94 yards on six catches

4. Jonathan Vilma – New Orleans Saints LB (vs. Carolina)

► Had a game-high 12 tackles (10 solo, two assists) in home win over Carolina

5. Andre Johnson - Houston Texans WR (at Indianapolis)

► Tied a season-high with 10 catches and had 103 receiving yards (4th 100-yard game in '09)

6. Ed Reed - Baltimore Ravens S (at Cincinnati)

► Forced a fumble and recorded five total tackles (three solo, two assists)

7. Jon Beason - Carolina Panthers LB (at New Orleans)

► Had a team-high 11 tackles (all solo) in road loss at New Orleans

8. Kellen Winslow - Tampa Bay Buccaneers TE (vs. Green Bay)

► Had a team-best four catches for 57 yards and touchdown in win over the Packers

9. Reggie Wayne - Indianapolis Colts WR (vs. Houston)

► Recorded eight catches for 64 yards as Colts improve to 8-0

10. Rocky McIntosh - Washington Redskins LB (at Atlanta)

► Recorded his second career interception and had two solo tackles in road loss

11. D.J. Williams - Denver Broncos LB (vs. Pittsburgh)

► Tallied six total tackles (four solo, two assists) and a half a sack against Pittsburgh

12. Ray Lewis - Baltimore Ravens LB (at Cincinnati)

► Finished with eight total tackles (six solo, two assists) in road loss at Cincinnati

13. Tavares Gooden – Baltimore Ravens LB (at Cincinnati)

► Finished with five total tackles (one solo, four assists) in road loss

14. Santana Moss – Washington Redskins WR (at Atlanta)

► Caught a team-high five passes for 47 yards in road loss

15. Brandon Meriweather – New England Patriots SS (vs. Miami)

► Had three tackles (all solo) in home win over the Dolphins

'Canes IN THE PRO BOWL

► Seven former University of Miami football players were named to the 2009 NFL Pro Bowl, easily the highest representation for any school in the nation. The list included:

WR	Andre Johnson	Houston Texans
WR	Reggie Wayne	Indianapolis Colts
RB	Clinton Portis	Washington Redskins
LB	Ray Lewis	Baltimore Ravens
LB	Jon Beason	Carolina Panthers
S	Ed Reed	Baltimore Ravens
P	Jeff Feagles	New York Giants

► With seven Pro Bowl players, Miami had as many or more than the representation of three entire BCS-conferences. UM's seven former players tied the entire Big 10 Conference (7) while it led the total produced by both the Pac-10 (6) and the Big East (4).

► The Atlantic Coast Conference topped all leagues with 20 representatives from current ACC schools. The Southeastern Conference was second with 13 former players selected.

'Canes AND THE LEAGUE

► The University of Miami had 41 players on 2009 opening day NFL rosters - the second-most of any college football program in the country. Trailing only LSU by one, the Hurricanes lead a group of nine ACC schools in the Top 25 most-represented programs in the country. Here is a list of schools which had at least 30 former players on NFL rosters on opening day:

School	Total
LSU	42
MIAMI	41
Ohio State	39
Texas	39
Georgia	38
USC	37
Tennessee	35
Florida State	32
Michigan	30

► Miami currently has 39 players on teams as of the second week of the 2009 NFL season. Take a look at the former Hurricanes currently in the NFL.

ARIZONA CARDINALS

Calais Campbell	DL
Antrel Rolle	DB

ATLANTA FALCONS

Spencer Adkins	LB
Brett Romberg	OL

BUFFALO BILLS

Roscoe Parrish	WR
----------------	----

BALTIMORE RAVENS

Tavares Gooden	LB
Ray Lewis	LB
Willis McGahee	RB
Ed Reed	S

CAROLINA PANTHERS

Jon Beason	LB
Damione Lewis	DL

CHICAGO BEARS

Devin Hester	WR/PR
Greg Olsen	TE

DENVER BRONCOS

D.J. Williams	LB
---------------	----

DETROIT LIONS

Phillip Buchanon	DB
------------------	----

HOUSTON TEXANS

Rashad Butler	OL
Andre Johnson	WR
Chris Myers	OL
Eric Winston	OL

INDIANAPOLIS COLTS

Reggie Wayne	WR
--------------	----

MIAMI DOLPHINS

Vernon Carey	OL
--------------	----

MINNESOTA VIKINGS

Bryant McKinnie	OL
-----------------	----

NEW ENGLAND PATRIOTS

Brandon Meriweather	S
Vince Wilfork	DL

NEW ORLEANS SAINTS

Jeremy Shockey	TE
Jonathan Vilma	LB

NEW YORK GIANTS

Jeff Feagles	P
Bruce Johnson	DB
Sinorice Moss	WR
Kenny Phillips	S

PHILADELPHIA EAGLES

Antonio Dixon	DL
---------------	----

SAN FRANCISCO 49ERS

Frank Gore	RB
------------	----

SEATTLE SEAHAWKS

Edgerrin James	RB
Kelly Jennings	DB

TAMPA BAY BUCCANEERS

Kellen Winslow	TE
----------------	----

WASHINGTON REDSKINS

Antonio Dixon	DL
Rocky McIntosh	LB
Santana Moss	WR
Clinton Portis	RB

(Updated as of Sept. 21, 2009)

Recapping THE SPRING GAME

▶ Damien Berry carried 14 times for 114 yards including a 54-yard TD run and Jacory Harris completed 9-of-16 passes for 141 yards as the UM offense shined in a 52-3 win over the defense at Lockhart Stadium on March 28 in the annual UM Spring game.

▶ Miami's offense racked up 406 total yards on 71 total plays while scoring 52 points in a scoring system put together by the coaching staff. The offense scored six points on a touchdown, three points on a field goal, one point on a PAT, one point for crossing the 50-yard line and one point for every first down.

▶ UM's defense was able to score six points for any defensive touchdown, two points for a fumble, two points for an INT and one point for a three-and-out. The defense scored its three points on an INT by safety Randy Phillips and one point for a three-and-out.

▶ Thearon Collier led all receivers with 65 yards on five receptions including a 26-yard long. Kendal Thompkins caught two passes for 45 yards while LaRon Byrd had 43 yards on two receptions.

Torretta HONORED FOR HALL INDUCTION

▶ Former Hurricane great Gino Torretta was honored at halftime of the Miami-Georgia Tech game on Sept. 17 after it was announced on April 30 that he will be inducted into the College Football Hall of Fame.

▶ Archie Manning – the chairman of The National Football Foundation and College Hall of Fame – announced that Torretta would join 15 fellow First Team All-America players and two legendary coaches in the College Football Hall of Fame Class of 2009.

▶ He will be inducted in the Hall of Fame on Dec. 8 in New York City and officially enshrined at the Hall in South Bend, Ind., during ceremonies in the summer of 2010.

▶ Joining Torretta in the class is an impressive group of college football names, including Notre Dame wide receiver Tim Brown, Ohio State linebacker Chris Spielman and legendary coaches John Robinson and Dick McPherson.

▶ With the announcement, he became just the fourth Hurricane player to be selected for induction in the Hall, joining Bennie Blades (2006), Don Bosseler (1990) and Ted Hendricks (1987) in prestigious company.

Testaverde NAMED TO ACC'S 2009 LEGENDS CLASS

▶ Former quarterback Vinny Testaverde has been named by the Atlantic Coast Conference as the University of Miami's representative in its Class of 2009 Dr Pepper Football Championship Game Legends. Testaverde, a Ring of Honor and Hall of Fame member at UM, headlines the 12-member group announced by the league on Sept. 2 that also includes former Florida State quarterback Chris Weinke and one of the winningest head coaches in league history in Clemson's Danny Ford.

▶ The Legends will be honored at this year's Dr Pepper ACC Football Championship Game weekend. They will appear at the ACC Coaches and Awards Luncheon at noon on Friday, Dec. 4, and will be honored at the "ACC Night of Legends" held at the Grand Hyatt Tampa Bay on Friday evening. They will also be recognized during pre-game ceremonies at Raymond James Stadium for the 5th Annual Dr Pepper ACC Football Championship, which has an 8 p.m. kickoff on Dec. 5 and will be nationally televised by ESPN.

Three 'CANES INDUCTED INTO RING OF HONOR

▶ Former 'Canes Bennie Blades, Eddie Dunn and Steve Walsh were all placed in the Ring of Honor during halftime of Miami's game against Clemson on Oct. 24 at Land Shark Stadium.

▶ The Ring of Honor was established during the 1997 season as a way to recognize the outstanding players that have passed through the UM football program. This was the fourth class to be inducted.

▶ Blades, Dunn and Walsh joined 13 Ring of Honor members, bring the current class to 16 former 'Canes. The new inductees' names will be on display at future UM games in Land Shark Stadium beginning Oct. 24.

CURRENT RING OF HONOR MEMBERS

- Ottis Anderson (1975-78)
- Don Bosseler (1953-56)
- Jim Dooley (1949-51)
- Ted Hendricks (1966-68)
- Jim Kelly (1979-82)
- Cortez Kennedy (1988-89)
- Bernie Kosar (1982-84)
- Edgerrin James (1996-98)
- George Mira (1961-63)
- Jim Otto (1957-59)
- Burgess Owens (1970-72)
- Vinny Testaverde (1982-86)
- Gino Torretta (1989-92)

2009 INDUCTEES

- Bennie Blades (1985-87)
- Eddie Dunn (1935-39)
- Steve Walsh (1987-88)

▶ The Ring of Honor was established during the 1997 season as a way to recognize the outstanding players that have passed through the Hurricane Football program. This becomes the fourth class to be inducted. The initial class was made up of Mira, Dooley, Hendricks and Testaverde while the second class of Anderson, Bosseler, Kosar and Owens was inducted in 1999. Last year, Miami inducted its third class of Kelly, Kennedy, James, Otto and Torretta.

▶ A special luncheon featuring the new Ring of Honor inductees and members from previous classes will be held the day before the game - Friday, October 23, 2009 - from 12 - 2 p.m. at the Four Seasons Hotel Miami at 1435 Brickell Avenue, Miami, Florida. Sponsor tables can be purchased for \$1,500 and luncheon tickets may be purchased for \$100 per person. For further information please contact the University of Miami Hurricane Club at (305) 284-6699. Proceeds from the Luncheon will benefit the Hurricane Club Student-Athlete Scholarship Fund. Sponsor table hosts will receive their name in the program and a special gift, as well as preferred seating.

Fox EARNS WEEKLY HONOR AFTER OU GAME

▶ Senior offensive tackle Jason Fox was named ACC Offensive Lineman of the Week after anchoring an offensive front that paved the way for Javarris James' 150 rushing yards against the nation's top-ranked rushing defense in a 21-20 win against eighth-ranked Oklahoma on Oct. 3. Aided by Fox's performance at the tackle position, the Hurricanes piled on 342 yards of total offense. Fox graded out at 99 percent for the game and added three pancake blocks, while not allowing a sack.

Fox EARNS SECOND ACC WEEKLY HONOR

▶ Miami left tackle Jason Fox has been selected one of five Atlantic Coast Conference football players of the week announced Monday by the ACC. Fox earned his second conference weekly honor this season.

▶ Fox was selected as the ACC Offensive Lineman of the Week after helping the Hurricanes defeat Virginia, 52-17. Fox helped anchor an offensive line that made space for a Hurricane offense that piled up season-highs of 515 yards and 268 rushing yards in Miami's 52-17 win over visiting Virginia.

▶ Fox graded out at 98 percent, had five pancake blocks and did not allow a sack.

Harris AND HARRIS HONORED

▶ Sophomores Jacory and Brandon Harris were selected Atlantic Coast Conference football players of the week for the week ending Sept. 7.

▶ Jacory earned ACC Offensive Back of the Week honors after throwing for a career-high 386 yards and two touchdowns on 21-of-34 passing in Miami's 38-34 upset of No. 18 Florida State in Tallahassee. Making his first career start against the Seminoles and third overall, Harris' 386 yards were the most by a Miami quarterback in the storied rivalry between the in-state foes and the 10th-highest single-game total in school history.

▶ Brandon Harris was selected ACC Defensive Back of the Week after tallying a game- and career-high nine tackles (three solo) and breaking up two passes against Florida State. Clinging to a 38-34 lead with Florida State on the Miami two-yard line with nine seconds remaining, he defended a Christian Ponder pass to help seal the win for the Hurricanes.

Jacory HONORED AGAIN

▶ Miami quarterback Jacory Harris has been selected one of five Atlantic Coast Conference football players of the week on Sept. 21 by the ACC. It is Harris' second of the season and fifth of his career.

▶ For the second time in three weeks, Harris was selected as the ACC Offensive Back of the Week. Both of Harris' selections in 2009 had come after performances in prime time games - after a 38-34 win at No. 18 Florida State (Sept. 5) and a stellar game in a 33-17 win against 14th-ranked Georgia Tech last Thursday night (Sept. 17) on ESPN.

▶ Harris helped Miami to its second straight conference win by completing 20-of-25 passes-a career-high 80.0 percent completion rate-for 270 yards, and three touchdowns. The sophomore signal caller completed a career-long 40-yard touchdown aerial to sophomore wide receiver LaRon Byrd in the opening quarter and has completed at least 20 passes in three straight games, dating back to last season's finale.

Jacory EARNS THIRD WEEKLY AWARD

▶ Jacory Harris was selected an Atlantic Coast Conference football player of the week after the Wake Forest game.

▶ It was Harris' third of the season and sixth of his career. Harris shared the honor with Duke quarterback Thaddeus Lewis.

▶ Harris earned his third Offensive Back of the Week accolade this season after he picked up his second career 300-yard passing game in a 28-27 comeback win at Wake Forest. He completed 22-of-43 attempts for 330 yards and three touchdowns, including the game-winner to Travis Benjamin with 1:08 left in the game that capped a nine-play and 82-yard drive.

▶ Harris surpassed the 2,000-yard passing mark to become the first Hurricane to throw for more than 2,000 yards in a season since Kyle Wright in 2005.

Bosher NAMED "STAR OF THE WEEK"

▶ Junior punter/placekicker Matt Bosher has been named one of three Lou Groza National Collegiate Place Kicker Award "Stars of the Week" after his performance against Clemson.

▶ Bosher, who was named ACC Specialist of the Week after the UCF game, had another solid performance as he kicked three field goals and converted four point after touch-down attempts in Miami's game with Clemson. He connected on field goals from 49 yards, 51 yards and 22 yards. He also punted three times, averaging 46.3 yards per punt with a long of 55 yards and did not allow a return.

▶ For the season, Bosher is 10-of-12 (83.3 percent) in field goal attempts with a season-long of 51 yards. He currently leads Miami with 67 points.

Bosher EARNS ACC WEEKLY HONOR

▶ Punter/kicker Matt Bosher was named ACC Specialist of the Week for his performance at UCF on Oct. 17.

▶ Bosher converted all three of his point-after-touchdown attempts and connected on two field goals in the Hurricanes' 27-7 win over the Knights in Orlando.

▶ He had a season-long 46-yard field goal in the third quarter and extended his current streak of consecutive PATs to 62 straight.

▶ Additionally, he punted four times and averaged 33.2 yards per punt, while three of his kicks were downed inside UCF's 20-yard line.

Bosher NAMED TO GROZA WATCH LIST

▶ Junior Matt Bosher was named to the preseason watch list for the Lou Groza Award, given annually to the nation's top collegiate kicker.

▶ Nine 2008 semifinalists - including Bosher - are named to the list. As a sophomore in 2008, Bosher earned second team All-ACC honors as a kicker and punter and also was awarded Miami's Jack Harding Award, given to the team's most valuable player.

▶ Bosher led Miami with 94 points in 2008, connecting on 18-of-20 field goal attempts and 40-of-40 PAT's.

B. Harris AND FOX MID-SEASON ALL-AMERICANS

▶ Sophomore cornerback Brandon Harris was named a midseason First Team All-American by SI.com.

▶ Harris ranks among the national leaders in passes broken up (12) and passes defended (13) and ranks third on the team with 45 tackles this season.

▶ In addition to Harris earning first team honors, senior left tackle Jason Fox was named to SI.com's second team.

▶ Fox has earned ACC Weekly honors twice this year (after Oklahoma and Virginia).

Butkus BOYS

▶ Senior Darryl Sharpton and sophomore Sean Spence were named to the initial watch list for the 2009 Dick Butkus Award, given annually to the nation's top linebacker.

▶ Eight Atlantic Coast Conference linebackers were among the 35 selected to the list while Miami was one of eight schools nationally with two players represented on the list, along with Penn State, Georgia, USC, Alabama, Oklahoma, North Carolina and Iowa.

▶ Spence was named 2008 ACC Defensive Rookie of the Year last season while Sharpton returns after starting 10 of 13 games a season ago.

▶ This year, Sharpton is second on the team with 58 tackles while Spence has 35 - including 5.5 for a loss.

Jacory ADDED TO MANNING WATCH LIST

- ▶ Jacory Harris was added to the watch list for the 2009 Manning Award on Oct. 22
- ▶ One of 10 quarterbacks added to the list, Harris has passed for 2,336 yards and 18 touchdowns through the first nine games of the season.
- ▶ The award was created by the Allstate Sugar Bowl in honor of the college football accomplishments of Archie, Peyton and Eli Manning. It is the only quarterback award that takes into consideration the candidates' bowl performances.
- ▶ Ten finalists will be determined by a selected panel of national media covering college football, as well as each of the Mannings. That list will be released on Monday, Nov. 30. The winner will be announced on Thursday, Jan. 14.
- ▶ USC's Matt Leinart was the inaugural winner of the award in 2005, followed by Texas' Vince Young in 2006. Both went on to be top 10 NFL draft picks. In 2007, LSU's JaMarcus Russell earned the award and was the NFL's No. 1 draft pick. Boston College's Matt Ryan claimed the award in 2008 and was drafted No. 3, quickly becoming the starting quarterback for the Falcons. Last season's winner was Florida's Tim Tebow, who is making his bid to become the first two-time winner of the honor this year.

2009 Manning Award Watch List Midseason Additions

Blaine Gabbert	Sophomore	Missouri
Jacory Harris	Sophomore	Miami
G.J. Kinne	Sophomore	Tulsa
Ryan Mallett	Sophomore	Arkansas
Greg McElroy	Junior	Alabama
Aaron Opelt	Senior	Toledo
Christian Ponder	Junior	Florida St.
Bill Stull	Senior	Pittsburgh
Tyrod Taylor	Junior	Virginia Tech
Chris Todd	Senior	Auburn

Jacory NAMED SEMIFINALIST FOR DAVEY O'BRIEN

- ▶ Sophomore quarterback Jacory Harris has been named a semifinalist for the Davey O'Brien National Quarterback Award® (The O'Brien) announced Monday.
- ▶ Narrowed down from all 120 Football Bowl Subdivision (FBS) quarterbacks, the list highlights 15 individuals who will vie for the oldest and most prestigious award honoring the nation's best college quarterback. The 2009 O'Brien Semifinalists represent schools from the following conferences: ACC (1), Big East (2), Big Ten (2), Big 12 (3), Conference USA (1), Ind. (1), Mid-American (1), Pac-10 (2), SEC (1) and the WAC (1).
- ▶ Through nine games, Harris has completed 61.6 percent of his passes (162-263) and passed for 2,336 yards and 18 touchdowns. He has a 149.67 passing efficiency which leads the ACC and ranks 14th nationally.

2009 O'Brien Semifinalists

Matt Barkley	FR	USC	Pac-10
Daryll Clark	SR	Penn State	Big Ten
Jimmy Clausen	JR	Notre Dame	Independent
Jacory Harris	SO	Miami	ACC
Case Keenum	JR	Houston	Conference USA
Dan LeFevour	SR	Central Michigan	Mid-American
Jake Locker	JR	Washington	Pac-10
Colt McCoy	SR	Texas	Big 12
Kellen Moore	SO	Boise State	WAC
Tony Pike	SR	Cincinnati	Big East
Todd Reesing	SR	Kansas	Big 12
Zac Robinson	SR	Oklahoma State	Big 12
Ricky Stanzi	JR	Iowa	Big Ten
Bill Stull	SR	Pittsburgh	Big East
Tim Tebow	SR	Florida	SEC

Randy SHANNON NAMED TO BRYANT WATCH LIST

- ▶ Head coach Randy Shannon is one of 20 head coaches in the FBS named to the watch list for the 2009 Paul "Bear" Bryant Award, given annually to the nation's top head coach.
- ▶ The Paul "Bear" Bryant Awards committee of the American Heart Association consists of current and past event chairmen, Bryant family representatives, national sportscasters and sportswriters association representatives, college football sports analysts and former collegiate players and coaches.

Robb Akey	University of Idaho
Mack Brown	University of Texas
Pete Carroll	University of Southern California
Kirk Ferentz	University of Iowa
Al Golden	Temple University
Mike Gundy	Oklahoma State University
Paul Johnson	Georgia Tech
Brian Kelly	University of Cincinnati
Chip Kelly	University of Oregon
Bronco Mendenhall	Brigham Young University
Urban Meyer	University of Florida
Les Miles	Louisiana State University
Joe Paterno	Penn State University
Gary Patterson	Texas Christian University
Chris Petersen	Boise State University
Nick Saban	University of Alabama
Randy Shannon	University of Miami
Bill Stewart	West Virginia University
Kevin Sumlin	University of Houston
Dave Wannstedt	University of Pittsburgh

Brandon HARRIS NAMED THORPE SEMIFINALIST

- ▶ Sophomore defensive back Brandon Harris has been named one of 12 semifinalists for the Jim Thorpe Award, given annually to the nation's best college defensive back.
- ▶ This list will be narrowed again on November 23, to three finalists who will be invited to the nationally telecast Home Depot ESPNU College Football Awards Show on December 10. The winner will be announced on the show and the official presentation will be at a formal banquet in Oklahoma City on February 9, 2010.
- ▶ The 2009 award marks the 24th presentation of the trophy, first won in 1986 by Baylor's Thomas Everett.
- ▶ Jim Thorpe Award winners are selected for performance on the field, athletic ability and character.

2009 Thorpe Semifinalists

Javier Arenas	Sr.	Alabama
Eric Berry	Jr.	Tennessee
Barry Church	Sr.	Toledo
Perrish Cox	Sr.	Oklahoma State
Joe Haden	Jr.	Florida
Brandon Harris	So.	Miami
Taylor Mays	Sr.	USC
Tyler Sash	So.	Iowa
Darrell Stuckey	Sr.	Kansas
Earl Thomas	So.	Texas
Alterraun Verner	Sr.	UCLA
Kyle Wilson	Sr.	Boise State

2009 'CANES ON NATIONAL PRESEASON LISTS

► Hurricane players have been getting some preseason accolades. Take a look at how some analysts feel about some of the 'Canes in 2009:

SEAN SPENCE

- Butkus Award Watch List
- Rivals.com National No. 17 Linebacker
- Herbie Award (ESPN): No. 5 Best Outside Linebacker
- Phil Steele All-ACC Second Team Linebacker
- College Football News All-ACC Second Team Linebacker
- College Football News No. 27 Top ACC Player

MATT BOSHER

- Groza Award Watch List
- Preseason All-ACC Selection
- Phil Steele All-ACC First Team Kicker
- Phil Steele All-ACC Third Team Punter
- College Football News All-ACC First Team Kicker
- College Football News Honorable Mention All-American Kicker

JASON FOX

- Preseason All-ACC Selection
- Rivals.com National No. 20 Offensive Tackle
- Phil Steele All-ACC First Team Offensive Tackle
- College Football News National No. 21 Offensive Tackle

ALDARIUS JOHNSON

- Phil Steele All-ACC First Team Wide Receiver
- College Football News All-ACC First Team Wide Receiver
- College Football News No. 28 Top ACC Player
- College Football News National No. 20 Wide Receiver

GRAIG COOPER

- Phil Steele All-ACC Fourth Team Running Back
- College Football News All-ACC Second Team Running Back
- College Football News No. 18 Top ACC Player

TRAVIS BENJAMIN

- Phil Steele All-ACC First Team Punt Returner
- College Football News All-ACC First Team Punt Returner

ERIC MONCUR

- Phil Steele All-ACC Fourth Team Defensive End
- College Football News All-ACC Second Team Defensive End

DARRYL SHARPTON

- Butkus Award Watch List

RYAN HILL

- Phil Steele All-ACC Fourth Team Strong Safety

COLIN MCCARTHY

- Phil Steele All-ACC Third Team Linebacker

MARCUS FORSTON

- Phil Steele All-ACC Second Team Defensive Tackle

JACORY HARRIS

- Herbie Award (ESPN): No. 5 Top First-Year QB Starters

ORLANDO FRANKLIN

- Phil Steele All-ACC Second Team Offensive Guard

Highsmith MAKES HIS DEBUT

- True freshman quarterback A.J. Highsmith saw his first collegiate action on Oct. 10 against Florida A&M.
- Highsmith -- son of former UM running back Alonzo Highsmith - played the entire second half against the Rattlers, completing all three of his passes for 38 yards, including a 29-yard toss to fellow freshman Tommy Streeter.
- He played in his second game against Virginia last weekend, tossing his first career touchdown pass on a 15-yard pass to Kendal Thompkins.

Mighty MARCUS

- After recording just nine total tackles and 2.0 tackles for a loss in UM's first nine games last season, defensive end Marcus Robinson came alive in the 'Canes last four contests, recording team-highs in solo tackles (19), total tackles (26), tackles for a loss (7.0) and sacks (4.0) over that span.
- Over the last four games of last season Robinson averaged 6.5 tackles, 1.75 tackles for a loss and one sack per contest.
- This season, Robinson has 17 tackles, 6.0 tackles for a loss, four sacks, two QB hurries, two forced fumbles and against Clemson on Oct. 24, he returned a fumble for a TD.

Coordinators ON TAP

► Randy Shannon's 2009 staff has two new assistant coaches – assistant head coach Mark Whipple and defensive coordinator John Lovett.

► **Mark Whipple, Assistant Head Coach/Quarterbacks/Offensive Coordinator** - Whipple is a veteran of 27 seasons as a coach on both the collegiate and professional levels. Whipple spent the 2008 season as an offensive assistant coach with the Philadelphia Eagles helping the team to an appearance in the NFC championship game. Before joining the Eagles, he served as the quarterbacks coach of the Pittsburgh Steelers from 2004-06 where he was instrumental in the development of Ben Roethlisberger, who became the youngest starting quarterback to win a Super Bowl. In 2004, Roethlisberger became the first NFL quarterback to finish a season undefeated with a 13-0 record in games he started. Prior to his move to the NFL, Whipple coached 16 seasons as a head coach at the collegiate level compiling an overall record of 121-59 (.672) at stops at the University of Massachusetts, Brown and New Haven. While at UMass, he posted a 49-26 (.653) record in six years (1998-2003) leading the Minutemen to a Division I-AA National Championship in his first season with the team in 1998. He also won a pair of conference championships. His 1998 national championship team finished with a school record in wins finishing the season 12-3. He was named National Coach of the Year by the American Football Coaches Association and Don Hansen's National Weekly Football Gazette in 1998 and earned Atlantic 10 Coach of the Year honors in 2003. He posted five winning seasons in only six years as head coach. He coached nine different players who won first team All-America honors.

► **John Lovett, Defensive Coordinator**– Lovett has 18 years of experience as a defensive coordinator with stops at Clemson, Auburn and Mississippi, Lovett inherits a unit that returns 15 players with starting experience, including three Freshman All-Americans. Lovett spent the last two seasons as the special teams coordinator and a defensive assistant at North Carolina, where the kickoff coverage unit ranked among the nation's top 15 and the Tar Heels blocked six kicks in 2008. He coached the NCAA all-time leader in combined kick return yards in Brandon Tate. Tate also established the ACC career mark for kickoff return yards. Kicker Connor Barth set the school career mark for field goals. Prior to going to North Carolina, Lovett was the defensive coordinator at Bowling Green from 2005-06. In addition to coordinating the defense at Bowling Green, Lovett coached linebackers in 2005 and defensive backs in 2006. In his first year with the Falcons, Lovett's defense ranked 20th in the country in turnover margin. Lovett served as the defensive coordinator at Clemson from 2002-04 and helped develop one of the ACC's top defenses. In 2004, Clemson was 11th in the nation in pass defense efficiency (103.4) and 26th in total defense (327.3). In 2003, his defense allowed just 19.2 points per game as Clemson finished the year with nine wins and a top 25 national ranking.

Old WISE MEN

- Safety Randy Phillips and defensive end Eric Moncur return in 2009 as the senior citizens of the Hurricanes' defense. Moncur came to UM in 2004 and redshirted that season before Phillips joined him on the field in 2005.
- This season, Randy Phillips was among the team's tackle leaders before missing three games recovering from an injury. On the year, Phillips has 31 tackles and leads the team with two interceptions (at FSU, vs. Clemson).
- Moncur made his 2009 debut on Sept. 17 vs. Georgia Tech, recording three tackles in his first game in nearly a year.
- The pair has combined to play in 81 games in their careers, with Moncur (41 games) playing in one more than Phillips (40).

Shields SHIFTING GEARS

- After three seasons as a wide receiver, veteran Sam Shields has made the move to cornerback this year.
- Shields, who had just 470 receiving yards combined the last two seasons after tallying 501 yards as a freshman, is UM's fastest player (4.2 40-yard dash) and has instantly added another dimension to the UM secondary.
- Through the season's first nine games, Shields ranks fourth on the team with 38 tackles, recording a team-high six tackles last weekend against Virginia.

2009 ALPHABETICAL ROSTER

No.	Name	Class	Pos.	Ht.	Wt.	Hometown/High School/College
26	Ray-Ray Armstrong	Fr.	DB	6-4	220	Sanford, Fla./Seminole
57	Allen Bailey	Jr.	DL	6-4	288	Sapelo, Ga./McIntosh County Academy
3	Travis Benjamin	Soph.	WR	5-10	175	Belle Glade, Fla./Glades Central
20	Damien Berry	Jr.	RB	5-11	217	Belle Glade, Fla./Glades Central
25	Matt Bosher	Jr.	P/PK	6-0	205	Jupiter, Fla./Jupiter
11	Arthur Brown	Soph.	LB	6-2	220	Wichita, Kan./Wichita East
45	Ramon Buchanan	Soph.	LB	6-1	215	Melbourne, Fla./Palm Bay
47	LaRon Byrd	Soph.	WR	6-4	215	Hahnville, La./Hahnville
87	Jake Byrne	Sr.	TE/LS	6-4	215	Miami, Fla./Gulliver Prep
43	John Calhoun	Soph.	FB	6-3	255	Micco, Fla./Sebastian River
47	Jared Campbell	Jr.	DB	6-0	205	Aurora, Colo./Overland
32	Lee Chambers	Soph.	RB	5-10	192	Coffeerville, Miss./Coffeerville
28	Thearon Collier	Soph.	WR	5-9	192	Miami, Fla./Booker T. Washington
2	Graig Cooper	Jr.	RB	6-0	205	Memphis, Tenn./Melrose/Milford Prep
49	Dyron Dye	Fr.	DL	6-5	240	Sanford, Fla./Seminole
18	Dedrick Epps	Sr.	TE	6-4	253	Richmond, Va./Huguenot
61	Joel Figueroa	Jr.	OL	6-5	330	Miami, Fla./North Miami
99	Marcus Forston	Soph.	DL	6-3	310	Miami, Fla./Northwestern
64	Jason Fox	Sr.	OT	6-7	314	Fort Worth, Texas/North Crowley
74	Orlando Franklin	Jr.	OL	6-7	318	Toronto, Can./Atlantic (Delray Beach, Fla.)
58	Jordan Futch	Soph.	LB	6-2	235	Hollywood, Fla./Chaminade Madonna
69	Sean Goldstein	R-Fr.	LB	6-0	225	Dresher, Pa./Chestnut Hill Academy
84	Richard Gordon	Sr.	TE	6-4	265	Miami, Fla./Norland/Milford Prep (N.Y.)
80	Jimmy Graham	Sr.	TE	6-8	260	Goldsboro, N.C./Charis Prep
24	Chavez Grant	Sr.	DB	5-11	183	Miami, Fla./Booker T. Washington
51	Shayon Green	Fr.	LB	6-2	235	Tifton, Ga./Tifton County
66	Harland Gunn	Soph.	OL	6-2	315	Omaha, Neb./Central
85	Leonard Hankerson Jr.	WR	6-3	215	Fort Lauderdale, Fla./St. Thomas Aquinas	
95	Gavin Hardin	R-Fr.	DL	6-4	245	Jackson, Tenn./Central-Merry
1	Brandon Harris	Soph.	DB	5-11	195	Miami, Fla./Booker T. Washington
12	Jacory Harris	Soph.	QB	6-4	190	Miami, Fla./Northwestern
19	A.J. Highsmith	Fr.	QB	6-0	195	Missouri City, Texas/Hightower
30	Patrick Hill	Sr.	FB	5-9	255	Torrance, Calif./Fairfax HS (Calif.)/El Camino C.C.
13	Ryan Hill	Sr.	DB	6-0	205	Tallahassee, Fla./Rickards
92	Josh Holmes	Jr.	DL	6-0	280	San Diego, Calif./Point Loma
34	C.J. Holton	R-Fr.	LB	6-1	215	Crawfordville, Fla./Wakulla
63	Tyler Horn	Soph.	OL	6-4	300	Memphis, Tenn./University
60	Chris Ivory	Soph.	LS	6-2	228	Belleview, Fla./Belleview
5	Javarris James	Sr.	RB	6-0	208	Immokalee, Fla./Immokalee
22	Mike James	Fr.	RB	5-11	220	Hanies City, Fla./Ridge Community
4	Aldarius Johnson	Soph.	WR	6-3	208	Miami, Fla./Northwestern
81	Davon Johnson	Soph.	WR	6-0	192	Miami, Fla./Booker T. Washington
78	Jermaine Johnson	Fr.	OL	6-6	310	Fort Lauderdale, Fla./Hargrave Military
23	Tervaris Johnson	Sr.	TE	6-3	240	Miami, Fla./Monsignor Pace
55	Ben Jones	R-Fr.	OL	6-5	300	Miami, Fla./Northwestern
91	Joe Joseph	Sr.	DL	6-3	304	Orlando, Fla./Oak Ridge
98	Jeremy Lewis	Soph.	DL	6-3	310	West Palm Beach, Fla./Palm Beach Lakes

No.	Name	Class	Pos.	Ht.	Wt.	Hometown/High School/College
44	Colin McCarthy	R-Jr.	LB	6-3	242	Clearwater, Fla./Clearwater Central Catholic
21	Brandon McGee	Fr.	DB	6-0	190	Plantation, Fla./Plantation
27	Lamar Miller	Fr.	RB	5-11	205	Miami, Fla./Killian
94	Eric Moncur	Sr.	DL	6-2	250	Miami, Fla./Carol City
38	Cory Nelms	Jr.	DB	6-1	195	Neptune, N.J./Neptune
29	JoJo Nicolas	Jr.	DB	6-1	200	Homestead, Fla./Homestead Senior
97	Adewale Ojomo	Soph.	DL	6-4	253	Hialeah, Fla./Hialeah
53	Levi Paalua	R-Fr.	LB	6-2	225	Laie, Hawaii/Kahuku
17	Matt Perrelli	Sr.	QB/HO	6-3	240	Jupiter, Fla./Jupiter
6	Randy Phillips	Sr.	DB	6-1	210	Belle Glade, Fla./Glades Central
65	Matt Piphon	Sr.	OL	6-7	307	LaPorte City, Iowa/Union
77	Stephen Plein	Fr.	OL	6-6	260	Fort Myers, Fla./Fort Myers
96	Curtis Porter	Fr.	DL	6-1	315	Charlotte, N.C./Victory Christian
54	Micanor Regis	Soph.	DL	6-3	300	Pahokee, Fla./Pahokee
15	Jamal Reid	Fr.	DB	6-1	180	Mayo, Fla./Lafayette
36	Kylan Robinson	Jr.	LB	6-1	235	Anchorage, Alaska/Tampa Chamberlain
93	Luther Robinson	Fr.	DL	6-3	292	Fort Pierce, Fla./Westwood
56	Marcus Robinson	Soph.	DL	6-1	237	Homestead, Fla./Homestead
88	Billy Sanders	Fr.	TE	6-4	248	Phoenix, Ariz./Brophy College Preparatory
50	Darryl Sharpton	Sr.	LB	6-0	235	Coral Gables, Fla./Coral Gables
9	Sam Shields	Sr.	DB	6-0	190	Sarasota, Fla./Booker
48	Andrew Smith	Soph.	DL	6-2	245	Coconut Creek, Fla./Monarch
31	Sean Spence	Soph.	LB	6-0	212	Miami, Fla./Northwestern
86	Tommy Streeter	R-Fr.	WR	6-5	209	Miami, Fla./Northwestern
68	Ian Symonette	Jr.	OL	6-9	349	Nassau, Bahamas/St. Pius (Houston)
7	Vaughn Telemaque	R-Fr.	DB	6-2	197	Long Beach, Calif./Long Beach Poly
83	Kendal Thompkins	R-Fr.	WR	5-10	180	Miami, Fla./Northwestern
70	A.J. Trump	Sr.	OL	6-3	300	Clearwater, Fla./Central Catholic
33	Alex Uribe	Sr.	K	6-1	175	Miami, Fla./Gulliver Prep
8	DeMarcus Van Dyke	Jr.	DB	6-1	185	Miami, Fla./Monsignor Pace
35	Olivier Vernon	Fr.	DL	6-3	250	Miami, Fla./American
72	Brandon Washington	Fr.	OL	6-4	330	Miami, Fla./Milford (N.Y.) Academy/Northwestern
90	Steven Wesley	Jr.	DL	6-3	250	Bartow, Fla./Bartow
75	Jared Wheeler	Fr.	OL	6-5	330	Miami, Fla./American Heritage
71	Cory White	Fr.	OL	6-5	260	Orange Park, Fla./Fleming Island
40	Jake Wieclaw	R-Fr.	K	6-2	198	New Lenox, Ill./Lincoln Way Central

Walk-Ons (Duplicate Numbers)

Ben Bruneau	Soph.	WR	6-2	205	Opa-Locka, Fla./UCLA/Monsignor Pace
Nathan Gholston	Soph.	DB	5-7	180	Westland, Mich./Plymouth
Chris Hayes	Sr.	HO/WR	5-9	170	Sarasota, Fla./Out-of-Door Academy
Kris Kimball	Sr.	WR	5-9	195	Flourtown, Pa./Chestnut Hill Academy
Eduardo Lopez	Fr.	OL	6-0	315	Miami, Fla./Southwest Miami
David Thompson	R-Fr.	FB	5-10	245	Miami, Fla./Coral Reef

PRONUNCIATION GUIDE

Matt Bosher	BOSH-er
Ramon Buchanan	ray-mon
LaRon Byrd	luh-RON
Jake Byrne	Bern
Jared Campbell	JAR-ed
Thearon Collier	ther-RON
Graig Cooper	GREG
Dyron Dye	DYE-ron
Dedrick Epps	DEE-drick
Joel Figueroa	Jo-el fig-er-OH-uh
Chavez Grant	CHEV-ez
Shayon Green	SHAY-on
Javarris James	ja-VARR-iss
Davon Johnson	duh-VON

Tervaris Johnson	ter-VARR-iss
Eric Moncur	mahn-KURR
JoJo Nicholas	NICK-o-less
Adewale Ojomo	ad-uh-WALL-ee o-JO-mo
Levi Paalua	PAH-ah-lu-ah
Matt Perrelli	per-RELL-ee
Matt Piphon	PEE-po
Steven Plein	Pline
Micanor Regis	muh-connor REE-gis
Kylan Robinson	KIE-lin
Ian Symonette	SIM-uh-net
Olivier Vernon	OH-iv-ee-ay
Vaughn Telemaque	TELL-uh-mack
Jake Wieclaw	WHY-claw

2009 NUMERICAL ROSTER

No.	Name	Class	Pos.	Ht.	Wt.	Hometown/High School/College
1	Brandon Harris	Soph.	DB	5-11	195	Miami, Fla./Booker T. Washington
2	Graig Cooper	Jr.	RB	6-0	205	Memphis, Tenn./Melrose/Milford Prep
3	Travis Benjamin	Soph.	WR	5-10	175	Belle Glade, Fla./Glades Central
4	Aldarius Johnson	Soph.	WR	6-3	208	Miami, Fla./Northwestern
5	Javarris James	Sr.	RB	6-0	208	Immokalee, Fla./Immokalee
6	Randy Phillips	Sr.	DB	6-1	210	Belle Glade, Fla./Glades Central
7	Vaughn Telemaque	R-Fr.	DB	6-2	197	Long Beach, Calif./Long Beach Poly
8	DeMarcus Van Dyke	Jr.	DB	6-1	185	Miami, Fla./Monsignor Pace
9	Sam Shields	Sr.	DB	6-0	190	Sarasota, Fla./Booker
11	Arthur Brown	Soph.	LB	6-2	220	Wichita, Kan./Wichita East
12	Jacory Harris	Soph.	QB	6-4	190	Miami, Fla./Northwestern
13	Ryan Hill	Sr.	DB	6-0	205	Tallahassee, Fla./Rickards
15	Jamal Reid	Fr.	DB	6-1	180	Mayo, Fla./Lafayette
17	Matt Perrelli	Sr.	QB/HO	6-3	240	Jupiter, Fla./Jupiter
18	Dedrick Epps	Sr.	TE	6-4	253	Richmond, Va./Huguenot
19	A.J. Highsmith	Fr.	QB	6-0	195	Missouri City, Texas/Hightower
20	Damien Berry	Jr.	RB	5-11	217	Belle Glade, Fla./Glades Central
21	Brandon McGee	Fr.	DB	6-0	190	Plantation, Fla./Plantation
22	Mike James	Fr.	RB	5-11	220	Haines City, Fla./Ridge Community
23	Tervaris Johnson	Sr.	TE	6-3	240	Miami, Fla./Monsignor Pace
24	Chavez Grant	Sr.	DB	5-11	183	Miami, Fla./Booker T. Washington
25	Matt Boshier	Jr.	P/PK	6-0	205	Jupiter, Fla./Jupiter
26	Ray-Ray Armstrong	Fr.	DB	6-4	220	Sanford, Fla./Seminole
27	Lamar Miller	Fr.	RB	5-11	205	Miami, Fla./Killian
28	Thearon Collier	Soph.	WR	5-9	192	Miami, Fla./Booker T. Washington
29	JoJo Nicolas	Jr.	DB	6-1	200	Homestead, Fla./Homestead
30	Patrick Hill	Sr.	FB	5-9	255	Torrance, Calif./Fairfax HS (Calif.)/El Camino C.C.
31	Sean Spence	Soph.	LB	6-0	212	Miami, Fla./Northwestern
32	Lee Chambers	Soph.	RB	5-10	192	Coffeeville, Miss./Coffeeville
33	Alex Uribe	Sr.	K	6-1	175	Miami, Fla./Gulliver Prep
34	C.J. Holton	R-Fr.	LB	6-1	215	Crawfordville, Fla./Wakulla
35	Olivier Vernon	Fr.	DL	6-3	250	Miami, Fla./American
36	Kylan Robinson	Jr.	LB	6-1	235	Anchorage, Alaska/Tampa Chamberlain
37	Jared Campbell	Jr.	DB	6-0	205	Aurora, Colo./Overland
38	Cory Nelms	Jr.	DB	6-1	195	Neptune, N.J./Neptune
40	Jake Wieclaw	R-Fr.	K	6-2	198	New Lenox, Ill./Lincoln Way Central
43	John Calhoun	Soph.	FB	6-3	255	Micco, Fla./Sebastian River
44	Colin McCarthy	R-Jr.	LB	6-3	242	Clearwater, Fla./Clearwater Central Catholic
45	Ramon Buchanan	Soph.	LB	6-1	215	Melbourne, Fla./Palm Bay
47	LaRon Byrd	Soph.	WR	6-4	215	Hahnville, La./Hahnville
48	Andrew Smith	Soph.	DL	6-2	245	Coconut Creek, Fla./Monarch
49	Dyron Dye	Fr.	DL	6-5	240	Sanford, Fla./Seminole
50	Darryl Sharpton	Sr.	LB	6-0	235	Coral Gables, Fla./Coral Gables
51	Shayon Green	Fr.	LB	6-2	235	Tifton, Ga./Tifton County
53	Levi Paalua	R-Fr.	LB	6-2	225	Laie, Hawaii/Kahuku
54	Micanor Regis	Soph.	DL	6-3	300	Pahokee, Fla./Pahokee
55	Ben Jones	R-Fr.	OL	6-5	300	Miami, Fla./Northwestern
56	Marcus Robinson	Soph.	DL	6-1	237	Homestead, Fla./Homestead
57	Allen Bailey	Jr.	DL	6-4	288	Sapelo, Ga./McIntosh County Academy
58	Jordan Futch	Soph.	LB	6-2	235	Hollywood, Fla./Chaminade Madonna

No.	Name	Class	Pos.	Ht.	Wt.	Hometown/High School/College
60	Chris Ivory	Soph.	LS	6-2	228	Bellevue, Fla./Bellevue
61	Joel Figueroa	Jr.	OL	6-5	330	Miami, Fla./North Miami
63	Tyler Horn	Soph.	OL	6-4	300	Memphis, Tenn./University
64	Jason Fox	Sr.	OT	6-7	314	Fort Worth, Texas/North Crowley
65	Matt Piphoo	Sr.	OL	6-7	307	LaPorte City, Iowa/Union
66	Harland Gunn	Soph.	OL	6-2	315	Omaha, Neb./Central
68	Ian Symonette	Jr.	OL	6-9	349	Nassau, Bahamas/St. Pius (Houston)
69	Sean Goldstein	R-Fr.	LB	6-0	225	Dresher, Pa./Chestnut Hill Academy
70	A.J. Trump	Sr.	OL	6-3	300	Clearwater, Fla./Central Catholic
71	Cory White	Fr.	OL	6-5	260	Orange Park, Fla./Fleming Island
72	Brandon Washington	Fr.	OL	6-4	330	Miami, Fla./Milford (N.Y.) Academy/Northwestern
74	Orlando Franklin	Jr.	OL	6-7	318	Toronto, Can./Atlantic (Delray Beach, Fla.)
75	Jared Wheeler	Fr.	OL	6-5	330	Miami, Fla./American Heritage
77	Stephen Plein	Fr.	OL	6-6	260	Fort Myers, Fla./Fort Myers
78	Jermaine Johnson	Fr.	OL	6-6	310	Ft. Lauderdale, Fla./Hargrave Military
80	Jimmy Graham	Sr.	TE	6-8	260	Goldsboro, N.C./Charis Prep
81	Davon Johnson	Soph.	WR	6-0	192	Miami, Fla./Booker T. Washington
83	Kendal Thompkins	R-Fr.	WR	5-10	180	Miami, Fla./Northwestern
84	Richard Gordon	Sr.	TE	6-4	265	Miami, Fla./Norland/Milford Prep (N.Y.)
85	Leonard Hankerson	Jr.	WR	6-3	215	Fort Lauderdale, Fla./St. Thomas Aquinas
86	Tommy Streeter	R-Fr.	WR	6-5	209	Miami, Fla./Northwestern
87	Jake Byrne	Sr.	TE/LS	6-4	215	Miami, Fla./Gulliver Prep
88	Billy Sanders	Fr.	TE	6-4	248	Phoenix, Ariz./Brophy College Preparatory
90	Steven Wesley	Jr.	DL	6-3	250	Bartow, Fla./Bartow
91	Joe Joseph	Sr.	DL	6-3	304	Orlando, Fla./Oak Ridge
92	Josh Holmes	Jr.	DL	6-0	280	San Diego, Calif./Point Loma
93	Luther Robinson	Fr.	DL	6-3	292	Fort Pierce, Fla./Westwood
94	Eric Moncur	Sr.	DL	6-2	250	Miami, Fla./Carol City
95	Gavin Hardin	R-Fr.	DL	6-4	245	Jackson, Tenn./Central-Merry
96	Curtis Porter	Fr.	DL	6-1	315	Charlotte, N.C./Victory Christian
97	Adewale Ojomo	Soph.	DL	6-4	253	Hialeah, Fla./Hialeah
98	Jeremy Lewis	Soph.	DL	6-3	310	West Palm Beach, Fla./Palm Beach Lakes
99	Marcus Forston	Soph.	DL	6-3	310	Miami, Fla./Northwestern

Walk-Ons

Ben Bruneau	Soph.	WR	6-2	205	Opa-Locka, Fla./UCLA/Monsignor Pace
Nathan Gholston	Soph.	DB	5-7	180	Westland, Mich./Plymouth
Chris Hayes	Sr.	HO/WR	5-9	170	Sarasota, Fla./Out-of-Door Academy
Kris Kimball	Sr.	WR	5-9	195	Flourtown, Pa./Chestnut Hill Academy
Eduardo Lopez	Fr.	OL	6-0	315	Miami, Fla./Southwest Miami
David Thompson	R-Fr.	FB	5-10	245	Miami, Fla./Coral Reef

DEPTH CHART

OFFENSE

WR	47	LaRon Byrd (6-4, 215, Soph.)
	4	Aldarius Johnson (6-3, 208, Soph.)
	86	Tommy Streeeter (6-5, 209, R-Fr.)
LT	64	Jason Fox (6-7, 314, Sr.)
	55	Ben Jones (6-5, 300, R-Fr.)
LG	74	Orlando Franklin (6-7, 318, Jr.)
	72	Brandon Washington (6-4, 330, Fr.)
C	70	A.J. Trump (6-3, 300, Sr.)
	63	Tyler Horn (6-4, 300, Soph.)
RG	61	Joel Figueroa (6-5, 330, Jr.)
	or 66	Harland Gunn (6-2, 315, Soph.)
RT	65	Matt Piphoo (6-7, 307, Sr.)
	55	Ben Jones (6-5, 300, R-Fr.)
TE	18	Dedrick Epps (6-4, 253, Sr.)
	23	Tervaris Johnson (6-3, 240, Sr.)
	or 80	Jimmy Graham (6-8, 260, Sr.)
WR	85	Leonard Hankerson (6-3, 215, Jr.)
	3	Travis Benjamin (5-10, 175, Soph.)
QB	12	Jacory Harris (6-4, 190, Soph.)
	19	A.J. Highsmith (6-0, 195, Fr.)
HB	2	Graig Cooper (6-0, 205, Jr.)
	or 5	Javarris James (6-0, 208, Sr.)
	20	Damien Berry (5-11, 217, Jr.)
FB	22	Mike James (5-11, 220, Fr.)
	23	Tervaris Johnson (6-3, 240, Sr.)

DEFENSE

LE	90	Steven Wesley (6-3, 250, Jr.)
	or 56	Marcus Robinson (6-1, 237, Soph.)
LT	91	Joe Joseph (6-3, 304, Sr.)
	96	Curtis Porter (6-1, 315, Fr.)
RT	92	Josh Holmes (6-0, 280, Jr.)
	54	Micanor Regis (6-3, 300, Jr.)
	or 98	Jeremy Lewis (6-3, 310, Soph.)
RE	57	Allen Bailey (6-4, 288, Jr.)
	48	Andrew Smith (6-2, 245, Soph.)
	or 35	Olivier Vernon (6-3, 250, Fr.)
SLB	44	Colin McCarthy (6-3, 242, Jr.)
	36	Kylan Robinson (6-1, 235, Jr.)
MLB	50	Darryl Sharpton (6-0, 235, Sr.)
	11	Arthur Brown (6-2, 220, Soph.)
WLB	45	Ramon Buchanan (6-1, 215, Soph.)
	or 31	Sean Spence (6-0, 212, Soph.)
LCB	1	Brandon Harris (5-11, 195, Soph.)
	24	Chavez Grant (5-11, 183, Sr.)
RCB	9	Sam Shields (6-0, 190, Sr.)
	or 8	DeMarcus Van Dyke (6-1, 185, Jr.)
SS	6	Randy Phillips (6-1, 210, Sr.)
	or 37	Jared Campbell (6-0, 205, Jr.)
FS	7	Vaughn Telemaque (6-2, 197, R-Fr.)
	24	Chavez Grant (5-11, 183, Sr.)

SPECIAL TEAMS

PK	25	Matt Boshier (6-0, 205, Jr.)
	40	Jake Wieclaw (6-2, 198, R-Fr.)
KO	25	Matt Boshier (6-0, 205, Soph.)
	33	Alex Uribe (6-1, 175, Sr.)
P	25	Matt Boshier (6-0, 205, Soph.)
	40	Jake Wieclaw (6-2, 198, R-Fr.)
H	17	Matt Perrelli (6-3, 248, Sr.)
	46	Chris Hayes (5-9, 170, Sr.)
LS-Punt	60	Chris Ivory (6-2, 227, Soph.)
	87	Jake Byrne (6-4, 215, Sr.)

LS-FG	87	Jake Byrne (6-4, 215, Sr.)
	60	Chris Ivory (6-2, 227, Soph.)
PR	28	Thearon Collier (5-8, 184, Soph.)
	3	Travis Benjamin (5-10, 162, Soph.)
KOR	2	Graig Cooper (6-0, 205, Jr.)
	32	Lee Chambers (5-10, 192, Soph.)
KOR	1	Brandon Harris (5-11, 195, Soph.)
	22	Mike James (5-11, 220, Fr.)

THE ATLANTIC COAST CONFERENCE

2009 ACC Standings

Coastal Division						Atlantic Division							
Team	ACC Games					Overall					Streak		
	W-L	Pts	Opp	H	A	W-L	Pts	Opp	H	A		N	vs. Div.
Georgia Tech	6-1	212	170	4-0	2-1	9-1	347	249	5-0	4-1	0-0	3-1	Won 7
Miami	4-2	195	166	2-1	2-1	7-2	291	209	4-1	3-1	0-0	2-1	Won 2
Virginia Tech	3-2	153	95	2-1	1-1	6-3	261	157	4-1	2-1	0-1	2-2	Won 1
Duke	3-2	126	111	1-1	2-1	5-4	242	212	2-2	3-2	0-0	1-2	Lost 1
North Carolina	2-3	76	93	1-2	1-1	6-3	201	138	4-2	2-1	0-0	2-2	Won 2
Virginia	2-3	79	126	0-2	2-1	3-6	188	226	1-4	2-2	0-0	1-3	Lost 3

THIS WEEK IN THE ACC

Saturday, Nov. 14

Clemson at NC State (Raycom)	12 p.m.
Georgia Tech at Duke (ESPN2)	12 p.m.
Florida State at Wake Forest (ESPNU)	12 p.m.
Virginia Tech at Maryland (ESPN360)	1 p.m.
Boston College at Virginia (ESPN360)	3:30 p.m.
Miami at North Carolina (ABC/ESPN)	3:30 p.m.

LAST WEEK IN THE ACC

Thursday, Nov. 5

Virginia Tech 16, East Carolina 3

Saturday, Nov. 7

Miami 52, Virginia 17
NC State 38, Maryland 31
Georgia Tech 30, Wake Forest 27 (OT)
North Carolina 19, Duke 6
Clemson 40, Florida State 24

NEXT WEEK IN THE ACC

Saturday, Nov. 21

Duke at Miami (ESPN2 or ESPNU)	12 p.m.
North Carolina at Boston College	TBA
Virginia at Clemson	TBA
Maryland at Florida State	TBA
NC State at Virginia Tech	TBA

MIAMI VS. THE ACC

► Miami is 117-76-1 all time against teams in the Atlantic Coast Conference:

Team	Record	Last Game
Boston College	23-4	2007
Clemson	5-3	2009
Duke	5-1	2008
Florida State	31-23	2009
Georgia Tech	5-10	2009
Maryland	7-8	2006
North Carolina	5-7	2008
North Carolina State	7-5-1	2008
Virginia	5-2	2009
Virginia Tech	17-10	2009
Wake Forest	7-3	2009

2009 ACC PRESEASON POLL

The media at the 2009 ACC Football Kickoff selected Virginia Tech and Florida State to win their respective divisions while Virginia Tech was picked to win the 2009 ACC Championship Game.

Coastal Division (1st Place Votes)

Atlantic Division	Points
1. Florida State (56)	479
2. Clemson (14)	387
3. NC State (10)	364
4. Wake Forest (7)	295
5. Maryland	157
6. Boston College	145

Coastal Division	Points
1. Virginia Tech (78)	512
2. Georgia Tech (9)	415
3. North Carolina	350
4. Miami	282
5. Virginia	148
6. Duke	120

First Place Votes in Parentheses

ACC Championship Game Winner: Virginia Tech (69 votes)

LAST TIME IT HAPPENED

Kickoff Return For TD	By Hurricane: Devin Hester at North Carolina State, 10/23/04, 100 yards, UM 45-31
	By Opponent: C.J. Spiller, Clemson, 10/24/09, 90 yards, Clemson 40-37 (OT)
Punt Return For TD	By Hurricane: Thearon Collier vs. Virginia, 11/07/09, 60 yards, UM 52-17
	By Opponent: Ricky Hall, Virginia Tech, 11/13/99, 64 yards, VT 43-10
Blocked Punt Return For TD	By Hurricane: Quadtrine Hill vs. North Carolina, 10/29/05, recovered in end zone, blocked by Quadtrine Hill, UM 34-16
	By Opponent: Bill Schautz, Virginia, 11/07/09, 20 yard return, blocked by Trey Womack, UM 52-17
Interception Return For TD	By Hurricane: Sean Spence vs. Florida State, 10/4/08, 7 yards, FSU 41-39
	By Opponent: DeAndre McDaniel, Clemson, 10/24/09, 23 yards, Clemson 40-37 OT
Fumble Return For TD	By Hurricane: Marcus Robinson vs. Clemson, 9/20/08, 10/24/09, 53 yards, Clemson 40-37 OT
	By Opponent: Chris Cook, Virginia, 11/10/07, 44 yards, VA 48-0
Safety Recorded	By Hurricanes: vs. Georgia Tech, 9/17/09, Bad snap, Chandler Anderson kicks ball out of end zone, UM 33-17
	By Opponent: at Florida, 9/6/08, Matt Boshier punt blocked out of the endzone, UF 26-3
Shutout at Home	By Hurricanes: vs. Florida International, 10/14/06, UM 35-0
	By Opponent: vs. Virginia, 11/10/07, VA 48-0
Shutout On Road	By Hurricanes: at Syracuse, 11/18/00, UM 26-0
	By Opponent: at Florida State, 10/4/97, FSU 47-0
Blocked Punt	By Hurricane: Richard Gordon vs. UCF, 10/11/08, UM 20-14
	By Opponent: Trey Womack, Virginia, 11/08/09, UM 52-17
Blocked Field Goal	By Hurricane: Thomas Carroll vs. Florida, 12/31/04, UM 27-10
	By Opponent: Duane Brown, Virginia Tech, blocked 52-yard attempt, 11/4/06, VT 17-10
Missed Extra Point	By Hurricanes: Francesco Zampogna at North Carolina, 10/6/07, NC 33-27
	By Opponent: Dustin Hopkins, FSU, 9/7/09, UM 38-34
100-Yard Rushing-Game	By Hurricane: Graig Cooper vs. Virginia, 152 yards, 18 carries, 11/07/09, UM 52-17
	By Opponent: Ryan Williams, Virginia Tech, 150 yards, 34 carries, 9/26/09, VT 31-7
200-Yard Rushing-Game	By Hurricane: Willis McGahee vs. Virginia Tech, 205 yards, 39 carries, 12/7/02, UM 56-45
	By Opponent: Tashard Choice, Georgia Tech, 204 yards, 37 carries, 10/13/07, GT 17-14
300-Yard Passing-Game	By Hurricane: Jacory Harris at Wake Forest, 330 yards, 10/31/09, 22 of 43, UM 28-27
	By Opponent: Riley Skinner, Wake Forest, 10/31/09, 349 yards, 29 of 43, UM 28-27
400-Yard Passing-Game	By Hurricane: Ken Dorsey at West Virginia, 10/26/02, 422 yards, 22 of 36, UM 40-23
	By Opponent: Luke McCown, Louisiana Tech, 10/28/00, 418 yards, 42 of 72, UM 42-31
500-Yard Passing-Game	By Hurricane: None
	By Opponent: Cade McNown, UCLA, 12/5/98, 513 yards, 26 of 35, UM 49-45
100-199 Yard Receiving-Game	By Hurricane: Travis Benjamin at Florida State, 9/7/09, 128 yards, 4 receptions, UM 38-34
	By Opponent: C.J. Spiller, Clemson, 10/24/09, 104 yards, 6 receptions, Clemson 40-37 OT
200+Yard Receiving-Game	By Hurricane: Wesley Carroll vs. California, 9/15/90, 208 yards, 11 receptions, UM 52-24
	By Opponent: Gerard Phelan, Boston College, 11/23/84, 226 yards, 11 receptions, BC 47-45
60-69 Yard Punt	By Hurricane: Matt Boshier at Florida, 9/6/08, 61 yards, UF 26-3
	By Opponent: Durant Brooks, Georgia Tech, 10/28/06, 63 yards, GT 30-23
70+Yard Punt	By Hurricane: Matt Boshier at Duke, 10/18/08, 76 yards, UM 49-31
	By Opponent: Ben Arndt, Georgia Tech, 11/19/05, 78 yards, GT 14-10
50+Yard Field Goal	By Hurricane: Matt Boshier vs. Clemson, 10/24/09, 51 yards, Clemson 40-37 OT
	By Opponent: Dustin Hopkins, Florida State, 9/7/09, 52 yards, FSU 38-34
Four Field Goals-Game	By Hurricane: Jon Peattie vs. West Virginia, 10/2/03, (22, 32, 43, 30, 23), UM 22-20
	By Opponent: Connor Barth, UNC, 10/6/07 (33, 51, 35, 20), NC 33-27, Steven Hauschka, NCST, 11/3/07 (31, 35, 47, 42), NCST 19-16 (OT)
Five Field Goals-Game	By Hurricane: Jon Peattie vs. West Virginia, 10/2/03, (22, 32, 43, 30, 23), UM 22-20
	By Opponent: Gary Cismesia, Florida State, 10/20/07 (23, 31, 33, 45, 45), UM 37-29
Three TDs-Game	By Hurricane: Jacory Harris at Wake Forest 10/31/09, (35 pass, 2 pass, 13 pass), UM 28-27
	By Opponent: Kyle Parker, Clemson, 10/24/09 (15 pass, 56 pass, 26 pass), Clemson 40-37 OT
Three Rushing TDs-Game	By Hurricane: Tyrone Moss vs. North Carolina, 10/29/05 (1 run, 1 run, 4 run, 15 run), UM 34-16
	By Opponent: Reggie Merriweather, Clemson, 11/6/04 (27, 1, 2), Clemson (24-17 (OT)
Four Rushing TDs-Game	By Hurricane: Tyrone Moss vs. North Carolina, 10/29/05 (1 run, 1 run, 4 run, 15 run), UM 34-16
	By Opponent: Antone Smith, Florida State, 2008, (19, 2, 5, 20), FSU 41-39
Three Passing TDs-Game	By Hurricane: Jacory Harris at Wake Forest 10/31/09, (35 pass, 2 pass, 13 pass), UM 28-27
	By Opponent: Kyle Parker, Clemson, 10/24/09 (15 pass, 56 pass, 26 pass), Clemson 40-37 OT
Five Passing TDs-Game	By Hurricane: (5) Kyle Wright at Wake Forest, 11/12/05, (64, 11, 15, 76, 10), UM 47-17
	(4) Jacory Harris at Duke, 10/18/08, (9, 6, 25, 10), UM 49-31
	By Opponent: (5) Cade McNown, UCLA, 12/5/98, (77, 7, 14, 61, 59), UM 49-45 and (5) Sam Bradford, Oklahoma, 9/8/07 (23, 24, 6, 30, 9), OU 51-13
Three Receiving TDs-Game	By Hurricane: Santana Moss at Rutgers, 10/3/98, (12, 28, 71), UM 53-17
	By Opponent: Malcolm Kelly, Oklahoma, 9/8/07 (23 pass, 24 pass, 30 pass), OU 51-13

2009 TEAM STATISTICS

TEAM STATISTICS	MIAMI	OPP
SCORING	291	209
Points Per Game	32.3	23.2
FIRST DOWNS	190	161
Rushing	66	66
Passing	117	77
Penalty	7	18
RUSHING YARDAGE	1229	1106
Yards gained rushing	1562	1434
Yards lost rushing	333	328
Rushing Attempts	324	316
Average Per Rush	3.8	3.5
Average Per Game	136.6	122.9
TDs Rushing	15	8
PASSING YARDAGE	2389	1842
Comp-Att-Int	166-270-12	146-270-6
Average Per Pass	8.8	6.8
Average Per Catch	14.4	12.6
Average Per Game	265.4	204.7
TDs Passing	19	11
TOTAL OFFENSE	3618	2948
Total Plays	594	586
Average Per Play	6.1	5.0
Average Per Game	402.0	327.6
KICK RETURNS: #-Yards	37-852	49-1018
PUNT RETURNS: #-Yards	20-196	8-109
INT RETURNS: #-Yards	6-6	12-224
KICK RETURN AVERAGE	23.0	20.8
PUNT RETURN AVERAGE	9.8	13.6
INT RETURN AVERAGE	1.0	18.7
FUMBLES-LOST	9-2	16-8
PENALTIES-Yards	72-552	52-452
Average Per Game	61.3	50.2
PUNTS-Yards	37-1450	47-1869
Average Per Punt	39.2	39.8
Net punt average	34.6	33.5
TIME OF POSSESSION/Game	30:08	29:52
3RD-DOWN Conversions	53/118	48/129
3rd-Down Pct	45%	37%
4TH-DOWN Conversions	5/11	4/9
4th-Down Pct	45%	44%
SACKS BY-Yards	18-156	26-211
MISC YARDS	0	0
TOUCHDOWNS SCORED	37	24
FIELD GOALS-ATTEMPTS	10-12	14-20
ON-SIDE KICKS	0-0	0-1
RED-ZONE SCORES	(30-36) 83%	(21-27) 78%
RED-ZONE TOUCHDOWNS	(24-36) 67%	(11-27) 41%
PAT-ATTEMPTS	(37-37) 100%	(21-22) 95%
ATTENDANCE	247106	225774
Games/Avg Per Game	5/49421	4/56444
Neutral Site Games		0/0

2009 RESULTS

Date	Opponent	W/L	Score	Time	Attendance
*Sept. 7	at #18 Florida State	W	38-34	3:47	81077
* Sept. 17	#14 GEORGIA TECH	W	33-17	3:06	45329
* Sept. 26	at #11 Virginia Tech	L	7-31	3:11	66233
Oct 03	#8 OKLAHOMA	W	21-20	3:14	61790
Oct 10	FLORIDA A&M	W	48-16	3:03	47859
Oct 17	at UCF	W	27-7	3:10	48453
*Oct 24	CLEMSON	OT	37-40	3:47	43778
*Oct 31	at Wake Forest	W	28-27	3:36	30011
*Nov 7	VIRGINIA	W	52-17	3:16	48350

* ACC game AP rank listed

SCORE BY QUARTERS

	1st	2nd	3rd	4th	OT	Total
Miami (Fla.)	55	72	88	73	3	291
Opponents	54	44	64	41	6	209

100-YARD PERFORMANCES

Rushing

- Oklahoma**
- Javarri James 15-150
- Florida A&M**
- Damien Berry 14-162
- Virginia**
- Graig Cooper 18-152

Receiving

- Florida State**
- Travis Benjamin 4-128

SCORING IN THE RED ZONE

	UM	Opp.
Times	36	27
Scores	30	21
Touchdowns	24	11
Field Goals	6	10
Turnovers	1	2
Missed Field Goals	2	3
Interceptions	1	2
Fumbles Lost	0	0
Lost on Downs	2	0
Game/Half Ended	1	1

THIRD-DOWN CONVERSIONS

	UM	Opp.
Florida State	5/13	6/15
Georgia Tech	8/13	6/14
Virginia Tech	1/11	5/14
Oklahoma	8/13	5/15
Florida A&M	5/13	4/14
UCF	6/13	6/15

Clemson	8/14	7/14
Wake Forest	4/14	7/16
Virginia	8/14	2/12
Totals	53/118	48/129

NON-OFFENSIVE SCORES (3)

- Florida A&M**
- Thearon Collier 61-yd punt return for TD
- Clemson**
- Marcus Robinson 53-yd fumble return for TD
- Virginia**
- Thearon Collier 60-yd punt return for TD

2009 INDIVIDUAL STATISTICS

RUSHING	GP	Att	Gain	Lost	Total	Avg	TD	Lng	Avg/G
Graig Cooper	8	84	492	14	478	5.7	2	70	59.8
Javaris James	8	79	430	9	421	5.3	4	50	52.6
Damien Berry	9	55	363	7	356	6.5	6	49	39.6
Lee Chambers	7	36	150	8	142	3.9	1	20	20.3
Mike James	9	15	48	2	46	3.1	1	11	5.1
Travis Benjamin	9	7	34	21	13	1.9	0	13	1.4
Thearon Collier	9	3	15	8	7	2.3	0	15	0.8
John Calhoun	9	1	6	0	6	6.0	0	6	0.7
A.J. Highsmith	2	1	0	2	-2	-2.0	0	0	-1.0
TEAM	7	10	0	48	-48	-4.8	0	0	-6.9
Jacory Harris	9	33	24	214	-190	-5.8	1	7	-21.1
Total	9	324	1562	333	1229	3.8	15	70	136.6
Opponents	9	316	1434	328	1106	3.5	8	48	122.9

PASSING	G	EfficAtt-Cmp-Int	Pct	Yds	TD	Lng	Avg/G	
Jacory Harris	9	149.67162-263-12	61.6	2336	18	69	259.6	
A.J. Highsmith	2	195.87	4-6-0	66.7	53	1	29	26.5
Graig Cooper	8	0.00	0-1-0	0.0	0	0	0.0	0.0
Total	9	150.14166-270-12	61.5	2389	19	69	265.4	
Opponents	9	120.38	146-270-6	54.1	1842	11	56	204.7

RECEIVING	G	No.	Yds	Avg	TD	Long	Avg/G
Leonard Hankerson	9	27	517	19.1	4	40	57.4
LaRon Byrd	9	24	342	14.2	1	40	38.0
Travis Benjamin	9	23	428	18.6	4	69	47.6
Dedrick Epps	8	15	190	12.7	2	27	23.8
Aldarius Johnson	6	13	214	16.5	1	35	35.7
Thearon Collier	9	12	201	16.8	0	29	22.3
Mike James	9	10	72	7.2	0	17	8.0
Graig Cooper	8	9	71	7.9	1	24	8.9
Jimmy Graham	9	8	96	12.0	4	21	10.7
Javaris James	8	8	62	7.8	0	20	7.8
Tervaris Johnson	9	5	52	10.4	1	17	5.8
Tommy Streeter	6	4	67	16.8	0	29	11.2
Damien Berry	9	3	18	6.0	0	11	2.0
Kendal Thompkins	6	2	33	16.5	1	18	5.5
Patrick Hill	3	1	14	14.0	0	14	4.7
Lee Chambers	7	1	8	8.0	0	8	1.1
John Calhoun	9	1	4	4.0	0	4	0.4
Total	9	166	2389	14.4	19	69	265.4
Opponents	9	146	1842	12.6	11	56	204.7

PUNT RETURNS	No.	Yds	Avg	TD	Long
Travis Benjamin	9	57	6.3	0	33
Thearon Collier	9	138	15.3	2	61
Graig Cooper	2	1	0.5	0	1
Total	20	196	9.8	2	61
Opponents	8	109	13.6	2	51

INTERCEPTIONS	No.	Yds	Avg	TD	Long
Randy Phillips	2	0	0.0	0	0
Demarcus Van Dyke	1	-5	-5.0	0	0
Brandon Harris	1	0	0.0	0	0
Micanor Regis	1	2	2.0	0	2
Colin McCarthy	1	9	9.0	0	9
Total	6	6	1.0	0	9
Opponents	12	224	18.7	2	49

KICK RETURNS	No.	Yds	Avg	TD	Long
Graig Cooper	18	472	26.2	0	63
Mike James	12	265	22.1	0	41
Brandon Harris	2	63	31.5	0	37
Jimmy Graham	2	19	9.5	0	12
Jordan Futch	1	4	4.0	0	4
Travis Benjamin	1	18	18.0	0	18
Lee Chambers	1	11	11.0	0	11
Total	37	852	23.0	0	63
Opponents	49	1018	20.8	1	90

FUMBLE RETURNS	No.	Yds	Avg	TD	Long
Marcus Robinson	1	53	53.0	1	53
Total	1	53	53.0	1	53
Opponents	1	4	4.0	0	4

PUNTING	No.	Yds	Avg	Long	TB	FC	I20	Blkd
Matt Boshier	34	1438	42.3	59	3	13	17	0
TEAM	3	12	4.0	12	0	0	0	3
Total	37	1450	39.2	59	3	13	17	3
Opponents	47	1869	39.8	71	5	5	9	0

KICKOFFS	No.	Yds	Avg	TB	OB	Ret	Net	YdLine
Alex Uribe	30	1895	63.2	0	2			
Matt Boshier	25	1334	53.4	4	0			
Total	55	3229	58.7	4	2	1018	38.7	31
Opponents	46	2842	61.8	8	0	852	39.8	30

SCORING	TD	FGs	PATs			DXP	Saf	Points	
			Kick	Rush	Pass				
Matt Boshier	0	10-12	37-37	0-0	0	0-0	0	67	
Damien Berry	6	0-0	0-0	0-0	0	0-0	0	36	
Jimmy Graham	4	0-0	0-0	0-0	0	0-0	0	24	
Leonard Hankerson	4	0-0	0-0	0-0	0	0-0	0	24	
Travis Benjamin	4	0-0	0-0	0-0	0	0-0	0	24	
Javaris James	4	0-0	0-0	0-0	0	0-0	0	24	
Graig Cooper	3	0-0	0-0	0-0	0	0-0	0	18	
Dedrick Epps	2	0-0	0-0	0-0	0	0-0	0	12	
Thearon Collier	2	0-0	0-0	0-0	0	0-0	0	12	
Jacory Harris	1	0-0	0-0	0-0	0	0-0	0	6	
LaRon Byrd	1	0-0	0-0	0-0	0	0-0	0	6	
Aldarius Johnson	1	0-0	0-0	0-0	0	0-0	0	6	
Kendal Thompkins	1	0-0	0-0	0-0	0	0-0	0	6	
Lee Chambers	1	0-0	0-0	0-0	0	0-0	0	6	
Tervaris Johnson	1	0-0	0-0	0-0	0	0-0	0	6	
Mike James	1	0-0	0-0	0-0	0	0-0	0	6	
Marcus Robinson	1	0-0	0-0	0-0	0	0-0	0	6	
TEAM	0	0-0	0-0	0-0	0	0-0	0	1	2
Total	37	10-12	37-37	0-0	0	0-0	0	1	291
Opponents	24	14-20	21-22	0-0	1	1-1	0	0	209

TOTAL OFFENSE	G	Plays	Rush	Pass	Total	Avg/G
Jacory Harris	9	296	-190	2336	2146	238.4
Graig Cooper	8	85	478	0	478	59.8
Javaris James	8	79	421	0	421	52.6
Damien Berry	9	55	356	0	356	39.6
Lee Chambers	7	36	142	0	142	20.3
A.J. Highsmith	2	7	-2	53	51	25.5
Mike James	9	15	46	0	46	5.1
Travis Benjamin	9	7	13	0	13	1.4
Thearon Collier	9	3	7	0	7	0.8
John Calhoun	9	1	6	0	6	0.7
TEAM	7	10	-48	0	-48	-6.9
Total	9	594	1229	2389	3618	402.0
Opponents	9	586	1106	1842	2948	327.6

FIELD GOALS	FGM-FGA	Pct	1-19	20-29	30-39	40-49	50+	Lg	Blk
Matt Boshier	10-12	83.3	1-1	2-3	3-4	3-3	1-1	51	0

FG SEQUENCE	MIAMI	OPPONENTS
Florida State	(18)	(52),(45)
Georgia Tech	(34),26,31	(32),39
Virginia Tech	-	25,(22)
Oklahoma	-	(21),(39)
Florida A&M	(20),(33)	(32),(34),(21)
UCF	(31),(46)	32
Clemson	(49),(51),(22)	41,(43),(30)
Wake Forest	-	(23),(42),45,60
Virginia	(42)	(34)

Numbers in parentheses indicate field goal was made.

ALL PURPOSE	G	Rush	Rec	PR	KOR	IR	Tot	Avg/G
Graig Cooper	8	478	71	1	472	0	1022	127.8
Leonard Hankerson	9	0	517	0	0	0	517	57.4
Travis Benjamin	9	13	428	57	18	0	516	57.3
Javaris James	8	421	62	0	0	0	483	60.4
Mike James	9	46	72	0	265	0	383	42.6
Damien Berry	9	356	18	0	0	0	374	41.6
Thearon Collier	9	7	201	138	0	0	346	38.4
LaRon Byrd	9	0	342	0	0	0	342	38.0
Aldarius Johnson	6	0	214	0	0	0	214	35.7
Dedrick Epps	8	0	190	0	0	0	190	23.8
Lee Chambers	7	142	8	0	11	0	161	23.0
Jimmy Graham	9	0	96	0	19	0	115	12.8
Tommy Streeter	6	0	67	0	0	0	67	11.2
Brandon Harris	9	0	0	0	63	0	63	7.0
Tervaris Johnson	9	0	52	0	0	0	52	5.8
Kendal Thompkins	6	0	33	0	0	0	33	5.5
Patrick Hill	3	0	14	0	0	0	14	4.7
John Calhoun	9	6	4	0	0	0	10	1.1
Colin McCarthy	9	0	0	0	0	9	9	1.0
Jordan Futch	5	0	0	0	4	0	4	0.8
Micanor Regis	9	0	0	0	0	2	2	0.2
A.J. Highsmith	2	-2	0	0	0	0	-2	-1.0
Demarcus Van Dyke	8	0	0	0	0	-5	-5	-0.6
TEAM	7	-48	0	0	0	0	-48	-6.9
Jacory Harris	9	-190	0	0	0	0	-190	-21.1
Total	9	1229	2389	196	852	6	4672	519.1
Opponents	9	1106	1842	109	1018	224	4299	477.7

2009 TEAM STATISTICS

DEFENSIVE LEADERS	GP	Tackles			TFL/Yds	Sacks		BrUp	QBH	Fumbles		Blkd	
		Solo	Ast	Total		No-Yards	Int-Yds			Rcv-Yds	FF	Kick	Saf
44 Colin McCarthy	9	33	32	65	8.0-13	.	1-9	1	.	.	1	.	.
50 Darryl Sharpton	9	34	24	58	3.5-7	.	.	2
1 Brandon Harris	9	31	14	45	5.0-9	1.0-5	1-0	12	.	.	2	.	.
9 Sam Shields	9	26	12	38	1.0-5	.	.	2	.	1-0	1	.	.
31 Sean Spence	7	18	17	35	5.5-25	2.0-20	.	1	1
6 Randy Phillips	6	18	13	31	.	.	2-0
7 Vaughn Telemaque	8	17	10	27	1.5-4	.	.	3	.	1-0	.	.	.
91 Joe Joseph	9	12	13	25	5.0-12	1-0	.	.	.
57 Allen Bailey	9	16	8	24	10.5-77	7.0-66	.	1	.	.	2	.	.
37 Jared Campbell	9	12	9	21	.	.	.	5	1
8 Demarcus Van Dyke	8	13	6	19	2.0-9	.	1-5	3
26 Ray-Ray Armstrong	7	11	6	17	.	.	.	1
56 Marcus Robinson	9	9	8	17	6.0-38	4.0-35	.	.	2	1-53	2	.	.
35 Olivier Vernon	7	6	10	16	4.5-15	0.5-3
45 Ramon Buchanan	9	12	3	15	2.0-3	.	.	1
54 Micanor Regis	9	5	10	15	3.0-6	0.5-2	1-2	.	1	.	1	.	.
92 Josh Holmes	8	6	8	14	3.0-14	.	.	.	1	1-0	.	.	.
90 Steven Wesley	8	8	3	11	5.0-20	2.0-15	.	.	2
29 JoJo Nicholas	3	3	7	10
94 Eric Moncur	5	4	6	10	1.0-10	1.0-10	.	.	1
11 Arthur Brown	9	7	2	9	1-0	.	.	.
48 Andrew Smith	7	5	3	8	1.0-3	1-0	.	.	.
24 Chavez Grant	9	5	2	7	0.5-3	.	.	2
33 Alex Uribe	6	4	3	7
20 Damien Berry	9	4	1	5
38 Cory Nelms	8	3	1	4
58 Jordan Futch	5	2	2	4
34 C.J. Holton	8	2	2	4
32 Lee Chambers	7	2	1	3
25 Matt Boshier	9	3	.	3
96 Curtis Porter	4	1	1	2
13 Ryan Hill	3	1	1	2
43 John Calhoun	9	.	2	2
98 Jeremy Lewis	4	1	.	1	.	.	.	1
65 Matt Piphio	9	1	.	1
21 Brandon McGee	7	.	1	1
66 Harland Gunn	9	1	.	1
36 Kylan Robinson	9	.	1	1
83 Kendal Thompkins	6	.	1	1	1-0	.	.	.
86 Tommy Streeter	6	.	1	1
80 Jimmy Graham	9	1	.	1
74 Orlandon Franklin	9	1	.	1
2 Graig Cooper	8	1	.	1
TM TEAM	9	1
Total	9	339	244	583	68-273	18-156	6-6	35	9	8-53	9	.	1
Opponents	9	362	248	610	50.0-282	26-211	12-224	34	6	2-4	7	3	.

2009 STARTING LINEUPS

OFFENSE	Florida State	Georgia Tech	Virginia Tech	Oklahoma	Florida A&M	UCF	Clemson	Wake Forest	Virginia	North Carolina	Duke	USF
WR	Byrd	Byrd	Byrd		A. Johnson	Byrd		Byrd	Byrd			
LT	Fox	Fox	Fox	Fox	Fox	Fox	Fox	Fox	Fox			
LG	Franklin	Franklin	Franklin	Franklin	Franklin	Franklin	Franklin	Franklin	Franklin			
C	Trump	Trump	Trump	Trump	Trump	Trump	Trump	Trump	Trump			
RG	GUNN	Figueroa	Gunn	Figueroa	Figueroa	Gunn	Figueroa	Figueroa	Figueroa			
RT	PIPHO	Pipho	Pipho	Pipho	Pipho	Pipho	Pipho	Pipho	Pipho			
TE	Gordon	Epps	GRAHAM	Epps		Epps	T. Johnson	T. Johnson	Epps			
TE				T. Johnson	T. Johnson		Franklin	Franklin	Epps			
WR	Hankerson	Hankerson	Hankerson	Hankerson	Hankerson	Hankerson	Hankerson	Benjamin	Hankerson			
WR			Collier									
QB	Jacory Harris	Jacory Harris	Jacory Harris	Jacory Harris	Jacory Harris	Jacory Harris	Jacory Harris	Jacory Harris	Jacory Harris			
RB	Cooper	Cooper	J. James	J. James	J. James	J. James	Cooper	Cooper	Cooper			
FB	J. James	J. James		M. JAMES	M. James	M. James	M. James		M. James			
DEFENSE	Florida State	Georgia Tech	Virginia Tech	Oklahoma	Florida A&M	UCF	Clemson	Wake Forest	Virginia	North Carolina	Duke	USF
LE	Robinson	Robinson	Wesley	Robinson	Robinson	Robinson	Wesley	Wesley	Wesley			
LDT	Bailey	Bailey	Bailey	Joseph	Joseph	Bailey	Joseph	Joseph	Joseph			
RDT	Forston	Joseph	Joseph	Holmes	Holmes	Joseph	Holmes	Holmes	Holmes			
RE	SMITH	Smith	VERNON	Smith	Smith	Smith	Smith	Bailey	Bailey			
SLB	McCarthy	Spence	McCarthy	Futch		McCarthy	McCarthy	McCarthy	McCarthy			
MLB		Sharpton	Sharpton	Sharpton	Sharpton	Sharpton	Sharpton	Sharpton	Sharpton			
WLB	Spence	Futch	Spence	Spence	Spence	Spence	Spence					
LCB	SHIELDS	B. Harris	B. Harris	B. Harris	Shields	B. Harris	B. Harris	Van Dyke	Van Dyke			
RCB	Van Dyke	Shields	Van Dyke	Shields	Van Dyke	Shields	Shields	Shields	Shields			
FS	Grant	TELEMAQUE	Telemaque	Telemaque	Telemaque	ARMSTRONG	Telemaque	Telemaque	Telemaque			
SS	Phillips	Phillips	Phillips	CAMPBELL	Campbell	Campbell	Campbell	Phillips	Campbell			
Nickel	B. Harris				B. Harris			B. Harris	B. Harris			
SPECIALISTS	Florida State	Georgia Tech	Virginia Tech	Oklahoma	Florida A&M	UCF	Clemson	Wake Forest	Virginia	North Carolina	Duke	USF
P	Bosher	Bosher	Bosher	Bosher	Bosher	Bosher	Bosher	Bosher	Bosher			
KO	Bosher	URIBE	Uribe	Uribe	Uribe	Uribe	Uribe	Bosher	Bosher			
PK	Bosher	Bosher	Bosher	Bosher	Bosher	Bosher	Bosher	Bosher	Bosher			
PR	Cooper	Benjamin	Benjamin	Benjamin	Benjamin	COLLIER	Collier	Collier	Collier			
KOR	Cooper	Cooper	Cooper	Cooper	B. Harris	B. Harris	Cooper	B. Harris	Cooper			
	Harris	M. James	M. James	M. James	M. James	M. James	M. James	M. James	M. James			
LS-P	Ivory	Ivory	Ivory	Ivory	Ivory	Ivory	Ivory	Ivory	Ivory			
LSFG	Byrne	Byrne	Byrne	Byrne	Byrne	Byrne	Byrne	Byrne	Byrne			
H	Perrelli	Perrelli	Perrelli	Perrelli	Perrelli	Perrelli	Perrelli	Perrelli	Perrelli			

CAPS indicate first career start

STARTING EXPERIENCE

Offensive Starters	2004	2005	2006	2007	2008	2009	Total								
Jason Fox, OT (Sr.)	-	-	12	12	12	9	45	Ryan Hill, S (Sr.)	-	-	-	-	5	-	5
Javaris James, RB (Sr.)	-	-	10	12	1	6	29	Jared Campbell, SS (Jr.)	-	-	-	-	-	5	5
Orlando Franklin, G* (Jr.)	-	-	-	3	11	9	23	Adewale Ojomo, RE (Soph.)	-	-	-	-	3	-	3
A.J. Trump, OG/C (Sr.)	-	-	-	-	10	9	19	Josh Holmes, RDT (Jr.)	-	-	-	-	-	4	4
Graig Cooper, RB (Jr.)	-	-	-	1	11	5	17	Marcus Forston, DT (Soph.)	-	-	-	-	1	1	2
Dedrick Epps, TE, (Sr.)	-	-	-	1	10	5	16	Ray-Ray Armstrong, FS (Fr.)	-	-	-	-	-	1	1
Leonard Hankerson, WR (Jr.)	-	-	-	2	2	8	12	Jordan Futch, LB (Soph.)	-	-	-	-	-	1	1
Joel Figueroa, RG (Jr.)	-	-	-	-	5	6	11	Olivier Vernon, RE (Fr.)	-	-	-	-	-	1	1
Jacory Harris, QB (Soph.)	-	-	-	-	2	9	11								
Aldarius Johnson, WR (Soph.)	-	-	-	-	8	1	9	Special Teams Starters	2005	2006	2007	2008	2009	Total	
Matt Pipho, RT (Sr.)	-	-	-	-	-	9	9	Matt Bosher, P (Jr.)	-	-	12	13	9	34	
LaRon Byrd, WR (Soph.)	-	-	-	-	3	5	8	Ryan Hill, KOR (Sr.)	-	5	10	13	-	28	
Travis Benjamin, WR (Soph.)	-	-	-	-	5	2	7	Matt Bosher, PK (Jr.)	-	-	-	13	9	22	
Mike James, FB (Fr.)	-	-	-	-	-	6	6	Jake Byrne, K-LS (Sr.)	-	-	-	13	9	22	
Patrick Hill, FB (Sr.)	-	-	-	-	4	-	4	Chris Ivory, P-LS (Soph.)	-	-	-	11	9	20	
Richard Gordon, TE (Sr.)	-	-	-	-	3	1	4	Matt Bosher, KO (Jr.)	-	-	-	13	3	16	
Thearon Collier, WR (Soph.)	-	-	-	-	3	1	4	Travis Benjamin, PR (Soph.)	-	-	-	8	4	12	
Harland Gunn, RG (Soph.)	-	-	-	-	-	4	4	Brandon Harris, KOR (Soph.)	-	-	-	6	6	12	
Tervaris Johnson, TE (Sr.)	-	-	-	-	-	4	4	Graig Cooper, PR (Jr.)	-	-	7	3	1	11	
Davon Johnson, WR (Soph.)	-	-	-	-	-	1	1	Mike James, KR (Fr.)	-	-	-	-	8	8	
								Alex Uribe, KO (Sr.)	-	-	-	-	6	6	
								Graig Cooper, KR (Jr.)	-	-	-	-	6	6	
								Thearon Collier, PR (Soph.)	-	-	-	2	4	6	
								Jake Byrne, P-LS (Sr.)	-	-	-	2	-	2	
Defensive Starters	2004	2005	2006	2007	2008	2009	Total								
Darryl Sharpton, LB (Sr.)	-	0	5	4	9	8	26								
Joe Joseph, DT (Sr.)	-	0	0	5	9	7	21								
Colin McCarthy, LB (Jr.)	-	-	0	10	4	6	20								
Chavez Grant, CB (Sr.)	-	-	5	6	7	1	19								
Randy Phillips, CB (Sr.)	-	-	8	4	1	6	18								
Eric Moncur, DE (Sr.)	0	2	3	8	3	-	16								
Sean Spence, LB (Soph.)	-	-	-	-	9	7	16								
DeMarcus Van Dyke, CB (Jr.)	-	-	-	8	2	5	15								
Steven Wesley, DE (Jr.)	-	-	-	-	11	4	15								
Brandon Harris, CB (Soph.)	-	-	-	-	6	9	15								
Marcus Robinson, RE (Soph.)	-	-	-	-	5	5	10								
Allen Bailey, LE/LT/RE (Jr.)	-	-	-	-	4	6	10								
JoJo Nicolas, S (Jr.)	-	-	-	-	7	-	7								
Sam Shields, RCB (Sr.)	-	-	-	-	-	7	7								
Vaughn Telemaque, FS (R-Fr.)	-	-	-	-	-	7	7								
Andrew Smith, RE (Soph.)	-	-	-	-	-	6	6								

2009 PARTICIPATION

GP/GS	Gm/Starts	FSU	GT	VT	Okla.	FAMU	UCF	CLEM	WAKE	UVA	UNC	DUKE	USF
26	Armstrong, R.	7/1	XXX	XXX	XXX	XXX	XXX	START	XXX
57	Bailey, A.	9/6	START	START	START	XXX	XXX	START	XXX	START	START	START	START
3	Benjamin, T.	9/1	XXX	XXX	XXX	XXX	XXX	XXX	XXX	XXX	START	XXX	XXX
20	Berry, D.	9/-	XXX	XXX	XXX	XXX	XXX	XXX	XXX	XXX	XXX	XXX	XXX
25	Bosher, M.	9/-	XXX	XXX	XXX	XXX	XXX	XXX	XXX	XXX	XXX	XXX	XXX
11	Brown, A.	9/-	XXX	XXX	XXX	XXX	XXX	XXX	XXX	XXX	XXX	XXX	XXX
45	Buchanan, R.	9/-	XXX	XXX	XXX	XXX	XXX	XXX	XXX	XXX	XXX	XXX	XXX
47	Byrd, L.	9/6	START	START	START	XXX	XXX	START	XXX	START	START	START	START
87	Byrne, J.	9/-	XXX	XXX	XXX	XXX	XXX	XXX	XXX	XXX	XXX	XXX	XXX
43	Calhoun, J.	9/-	XXX	XXX	XXX	XXX	XXX	XXX	XXX	XXX	XXX	XXX	XXX
37	Campbell, J.	9/5	XXX	XXX	XXX	START	START	START	START	XXX	START	START	START
32	Chambers, L.	7/-	XXX	XXX	XXX	XXX	XXX	XXX	XXX	XXX	XXX
28	Collier, T.	9/1	XXX	XXX	START	XXX	XXX	XXX	XXX	XXX	XXX	XXX	XXX
2	Cooper, G.	8/5	START	START	XXX	XXX	...	XXX	START	START	START	START	START
18	Epps, D.	8/5	XXX	START	XXX	START	...	START	XXX	START	START	START	START
61	Figueroa, J.	8/6	XXX	START	XXX	START	START	...	START	START	START	START	START
99	Forston, M.	3/1	START	XXX	...	XXX
64	Fox, J.	9/9	START	START	START	START	START	START	START	START	START	START	START
74	Franklin, O.	9/9	START	START	START	START	START	START	START	START	START	START	START
58	Futch, J.	5/2	XXX	START	XXX	START	XXX
84	Gordon, R.	1/1	START
80	Graham, J.	9/1	XXX	XXX	START	XXX	XXX	XXX	XXX	XXX	XXX	XXX	XXX
24	Grant, C.	9/1	START	XXX	XXX	XXX	XXX	XXX	XXX	XXX	XXX	XXX	XXX
66	Gunn, H.	9/4	START	XXX	START	XXX	XXX	START	START	XXX	XXX	XXX	XXX
85	Hankerson, L.	9/8	START	START	START	START	START	START	START	XXX	START	START	START
1	Harris, B.	9/9	START	START	START	START	START	START	START	START	START	START	START
12	Harris, J.	9/9	START	START	START	START	START	START	START	START	START	START	START
19	Highsmith, A.	2/-	XXX	XXX
30	Hill, P.	3/-	XXX	XXX	XXX
13	Hill, R.	3/-	...	XXX	XXX	XXX
92	Holmes, J.	8/5	XXX	XXX	XXX	START	START	...	START	START	START	START	START
34	Holton, C.	8/-	...	XXX	XXX	XXX	XXX	XXX	XXX	XXX	XXX	XXX	XXX
63	Horn, T.	5/-	XXX	XXX	XXX	XXX	XXX	XXX	XXX
60	Ivory, C.	7/-	XXX	XXX	XXX	XXX	XXX	XXX	XXX	XXX	XXX
5	James, J.	8/6	START	START	START	START	START	START	XXX	...	XXX	...	XXX
22	James, M.	9/5	XXX	XXX	XXX	START	START	START	START	XXX	START	START	START
4	Johnson, A.	6/1	XXX	XXX	START	...	XXX	XXX	XXX	XXX	XXX
23	Johnson, T.	9/4	XXX	XXX	XXX	START	START	XXX	START	START	START	START	XXX
55	Jones, B.	2/-	XXX	XXX
91	Joseph, J.	9/8	XXX	START	START	START	START	START	START	START	START	START	START
98	Lewis, J.	4/-	XXX	XXX	XXX	XXX	XXX	XXX
44	McCarthy, C.	9/6	START	XXX	START	XXX	XXX	START	START	START	START	START	START
21	McGee, B.	7/-	XXX	XXX	XXX	XXX	XXX	XXX	XXX	XXX	XXX
94	Moncur, E.	5/-	...	XXX	XXX	XXX	XXX	...	XXX
38	Nelms, C.	8/-	XXX	XXX	...	XXX	XXX	XXX	XXX	XXX	XXX	XXX	XXX
29	Nicholas, J.	3/-	XXX	XXX	XXX
17	Perrelli, M.	8/-	XXX	XXX	XXX	XXX	XXX	XXX	XXX	...	XXX	...	XXX
6	Phillips, R.	6/4	START	START	START	XXX	START	XXX	...	XXX
65	Pipho, M.	9/9	START	START	START	START	START	START	START	START	START	START	START
96	Porter, C.	4/-	XXX	XXX	...	XXX	XXX	XXX	XXX
54	Regis, M.	9/-	XXX	XXX	XXX	XXX	XXX	XXX	XXX	XXX	XXX	XXX	XXX
36	Robinson, K.	9/-	XXX	XXX	XXX	XXX	XXX	XXX	XXX	XXX	XXX	XXX	XXX
56	Robinson, M.	9/5	START	START	XXX	START	START	START	XXX	XXX	XXX	XXX	XXX
50	Sharpton, D.	9/8	XXX	START	START	START	START	START	START	START	START	START	START
9	Shields, S.	9/8	START	START	XXX	START	START	START	START	START	START	START	START
48	Smith, A.	7/6	START	START	...	START	START	START	START	...	XXX	...	XXX
31	Spence, S.	7/7	START	START	START	START	START	START	START	START	START	START	START
86	Streeter, T.	6/-	...	XXX	XXX	XXX	XXX	XXX	XXX	XXX	XXX
68	Symonette, I.	9/-	XXX	XXX	XXX	XXX	XXX	XXX	XXX	XXX	XXX	XXX	XXX
7	Telemaque, V.	8/7	...	START	START	START	START	XXX	START	START	START	START	START
83	Thompkins, K.	6/-	XXX	XXX	XXX	XXX	XXX	XXX
70	Trump, A.	9/9	START	START	START	START	START	START	START	START	START	START	START
33	Uribe, A.	6/-	...	XXX	XXX	XXX	XXX	XXX	XXX
8	Van Dyke, D.	8/5	START	...	START	XXX	START	XXX	XXX	START	START	START	START
35	Vernon, O.	7/1	XXX	XXX	START	XXX	XXX	XXX	XXX	XXX	XXX
72	Washington, B.	9/-	XXX	XXX	XXX	XXX	XXX	XXX	XXX	XXX	XXX	XXX	XXX
90	Wesley, S.	8/4	XXX	XXX	START	XXX	...	XXX	START	START	START	START	START

2009 GAME-BY GAME STATISTICS

JACORY HARRIS

Game	Cmp	Att	Pct.	Int.	Yds	TD	Lg	Sacked
9/7 at Florida State	21	34	61.8	2	386	2	40	1
9/17 Georgia Tech	20	25	80.0	0	270	3	40	0
9/26 at Virginia Tech	9	25	36.0	1	150	0	34	3
10/3 Oklahoma	19	28	67.9	2	202	3	38	4
10/10 Florida A&M	16	24	66.7	2	217	2	37	1
10/17 at UCF	20	26	77.0	0	293	1	32	6
10/24 Clemson	17	27	62.9	3	256	2	69	3
10/31 at Wake Forest	22	43	51.2	1	330	3	35	5
11/7 Virginia	18	31	58.1	1	232	2	35	2
11/14 at North Carolina								
11/21 Duke								
11/28 at USF								

A.J. HIGHSMITH

Game	Cmp	Att	Pct.	Int.	Yds	TD	Lg	Sacked
10/10 Florida A&M	3	3	100.0	0	38	0	29	1
11/7 Virginia	1	3	33.3	0	15	1	15	0

2009 RUSHING

GRAIG COOPER

Game	No.	Yds	Avg.	TD	Lg
9/7 at Florida State	7	31	4.4	1	13
9/17 Georgia Tech	17	93	5.5	0	31
9/26 at Virginia Tech	11	55	5.0	0	14
10/3 Oklahoma	8	21	2.6	0	8
10/10 Florida A&M	Did Not Play				
10/17 at UCF	0	0	0.0	0	0
10/24 Clemson	17	99	5.8	0	25
10/31 at Wake Forest	6	27	4.5	0	20
11/7 Virginia	18	152	8.4	1	70
11/14 at North Carolina					
11/21 Duke					
11/28 at USF					

JAVARRIS JAMES

Game	No.	Yds	Avg.	TD	Lg
9/7 at Florida State	11	36	3.3	1	9
9/17 Georgia Tech	14	72	5.1	1	14
9/26 at Virginia Tech	14	35	2.5	1	15
10/3 Oklahoma	15	150	10.0	0	50
10/10 Florida A&M	1	4	4.0	0	4
10/17 at UCF	17	65	3.8	1	8
10/24 Clemson	6	56	9.3	0	44
10/31 at Wake Forest	Did Not Play				
11/7 Virginia	1	3	3.0	0	3
11/14 at North Carolina					
11/21 Duke					
11/28 at USF					

DAMIEN BERRY

Game	No.	Yds	Avg.	TD	Lg
10/10 Florida A&M	14	162	11.6	1	49
10/17 at UCF	14	60	4.3	1	14
10/24 Clemson	8	55	6.9	1	23
10/31 at Wake Forest	7	26	3.7	1	7
11/7 Virginia	12	56	4.4	2	15
11/14 at North Carolina					
11/21 Duke					
11/28 at USF					

LEE CHAMBERS

Game	No.	Yds	Avg.	TD	Lg
9/7 at Florida State	5	10	2.0	0	4
9/17 Georgia Tech	2	12	6.0	0	8
9/26 at Virginia Tech	DNP				
10/3 Oklahoma	0	0	0.0	0	0
10/10 Florida A&M	16	46	2.4	1	12
10/17 at UCF	3	15	5.0	0	7
10/24 Clemson	0	0	0.0	0	0
10/31 at Wake Forest	0	0	0.0	0	0
11/7 Virginia	10	67	6.7	0	20
11/14 at North Carolina					
11/21 Duke					
11/28 at USF					

TRAVIS BENJAMIN

Game	No.	Yds	Avg.	TD	Lg
9/7 at Florida State	1	5	5.0	0	5
9/17 Georgia Tech	1	13	13.0	0	13
9/26 at Virginia Tech	0	0	0.0	0	0
10/3 Oklahoma	1	1	1.0	0	1
10/10 Florida A&M	0	0	0.0	0	0
10/17 at UCF	2	-2	-1.0	0	5
10/24 Clemson	1	-14	-14.0	0	0
10/31 at Wake Forest	1	10	10.0	0	10
11/7 Virginia	0	0	0.0	0	0
11/14 at North Carolina					
11/21 Duke					
11/28 at USF					

THEARON COLLIER

Game	No.	Yds	Avg.	TD	Lg
9/7 at Florida State	2	13	6.5	0	15
9/17 Georgia Tech	0	0	0.0	0	0
9/26 at Virginia Tech	1	-6	-6.0	0	0
10/3 Oklahoma	0	0	0.0	0	0
10/10 Florida A&M	0	0	0.0	0	0
10/17 at UCF	0	0	0.0	0	0
10/24 Clemson	0	0	0.0	0	0
10/31 at Wake Forest	0	0	0.0	0	0
11/7 Virginia	0	0	0.0	0	0
11/14 at North Carolina					
11/21 Duke					
11/28 at USF					

JACORY HARRIS

Game	No.	Yds	Avg.	TD	Lg
9/7 at Florida State	3	1	0.3	1	4
9/17 Georgia Tech	1	0	0.0	0	0
9/26 at Virginia Tech	4	-28	-7.0	0	0
10/3 Oklahoma	4	-30	-7.5	0	0
10/10 Florida A&M	1	0	-7.0	0	0
10/17 at UCF	7	-34	-4.9	0	7
10/24 Clemson	3	-19	-6.3	0	0
10/31 at Wake Forest	6	-44	-7.3	0	5
11/7 Virginia	4	7	-6.2	0	7
11/14 at North Carolina					
11/21 Duke					
11/28 at USF					

MIKE JAMES

Game	No.	Yds	Avg.	TD	Lg
9/7 at Florida State	0	0	0.0	0	0
9/17 Georgia Tech	0	0	0.0	0	0
9/26 at Virginia Tech	4	3	0.8	0	2
10/3 Oklahoma	1	3	3.0	0	3
10/10 Florida A&M	4	15	3.5	1	6
10/17 at UCF	1	1	1.0	0	1
10/24 Clemson	0	0	0.0	0	0
10/31 at Wake Forest	1	7	7.0	0	7
11/7 Virginia	4	18	4.5	0	11
11/14 at North Carolina					
11/21 Duke					
11/28 at USF					

JOHN CALHOUN

Game	No.	Yds	Avg.	TD	Lg
10/10 Florida A&M	1	4	4.0	0	4
10/17 at UCF	0	0	0.0	0	0
10/24 Clemson	0	0	0.0	0	0
10/31 at Wake Forest	0	0	0.0	0	0
11/7 Virginia	0	0	0.0	0	0
11/14 at North Carolina					
11/21 Duke					
11/28 at USF					

2009 GAME-BY GAME STATISTICS - RECEIVING

TRAVIS BENJAMIN

Game	No.	Yds	Avg.	TD	Lg
9/7 at Florida State	4	128	32.0	1	40
9/17 Georgia Tech	3	29	9.7	0	20
9/26 at Virginia Tech	0	0	0.0	0	0
10/3 Oklahoma	3	61	20.3	1	38
10/10 Florida A&M	1	16	16.0	0	16
10/17 at UCF	4	46	11.5	0	13
10/24 Clemson	3	82	27.3	1	69
10/31 at Wake Forest	4	50	12.5	1	17
11/7 Virginia	1	16	16.0	0	16
11/14 at North Carolina					
11/21 Duke					
11/28 at USF					

LEONARD HANKERSON

Game	No.	Yds	Avg.	TD	Lg
9/7 at Florida State	4	72	18.0	0	40
9/17 Georgia Tech	1	35	35.0	0	35
9/26 at Virginia Tech	3	79	26.3	0	34
10/3 Oklahoma	1	1	1.0	0	1
10/10 Florida A&M	2	42	21.0	1	37
10/17 at UCF	4	64	16.0	1	23
10/24 Clemson	5	87	17.4	1	26
10/31 at Wake Forest	5	97	19.4	0	31
11/7 Virginia	2	40	20.0	1	35
11/14 at North Carolina					
11/21 Duke					
11/28 at USF					

LARON BYRD

Game	No.	Yds	Avg.	TD	Lg
9/7 at Florida State	0	0	0.0	0	0
9/17 Georgia Tech	5	83	16.6	1	40
9/26 at Virginia Tech	4	58	14.5	0	23
10/3 Oklahoma	2	12	6.0	0	7
10/10 Florida A&M	2	20	10.0	0	17
10/17 at UCF	5	85	17.0	0	32
10/24 Clemson	1	15	15.0	0	15
10/31 at Wake Forest	2	13	6.5	0	7
11/7 Virginia	3	56	18.7	0	29
11/14 at North Carolina					
11/21 Duke					
11/28 at USF					

DEDRICK EPPS

Game	No.	Yds	Avg.	TD	Lg
9/7 at Florida State	2	46	23.0	0	27
9/17 Georgia Tech	3	37	12.3	1	14
9/26 at Virginia Tech	2	13	6.5	0	9
10/3 Oklahoma	3	38	12.7	1	19
10/10 Florida A&M					
10/17 at UCF	1	5	5.0	0	5
10/24 Clemson	2	27	13.5	0	16
10/31 at Wake Forest	0	0	0.0	0	0
11/7 Virginia	2	24	12.0	0	14
11/14 at North Carolina					
11/21 Duke					
11/28 at USF					

GRAIG COOPER

Game	No.	Yds	Avg.	TD	Lg
9/7 at Florida State	2	24	12.0	1	24
9/17 Georgia Tech	3	32	10.7	0	13
9/26 at Virginia Tech	0	0	0.0	0	0
10/3 Oklahoma	1	3	3.0	0	3
10/10 Florida A&M					
10/17 at UCF	0	0	0.0	0	0
10/24 Clemson	1	4	4.0	0	4
10/31 at Wake Forest	1	2	2.0	0	2
11/7 Virginia	1	6	6.0	0	6
11/14 at North Carolina					
11/21 Duke					
11/28 at USF					

ALDARIUS JOHNSON

Game	No.	Yds	Avg.	TD	Lg
9/7 at Florida State	3	48	16.0	0	31
9/17 Georgia Tech					
9/26 at Virginia Tech					
10/3 Oklahoma	4	45	11.2	0	12
10/10 Florida A&M	2	31	15.5	0	21
10/17 at UCF					
10/24 Clemson	0	0	0.0	0	0
10/31 at Wake Forest	3	74	24.7	1	35
11/7 Virginia	1	16	16.0	0	16
11/14 at North Carolina					
11/21 Duke					
11/28 at USF					

JAVARRIS JAMES

Game	No.	Yds	Avg.	TD	Lg
9/7 at Florida State	3	35	11.7	0	20
9/17 Georgia Tech	2	12	6.0	0	9
9/26 at Virginia Tech	0	0	0.0	0	0
10/3 Oklahoma	1	4	4.0	0	4
10/10 Florida A&M	1	3	3.0	0	3
10/17 at UCF	0	0	0.0	0	0
10/24 Clemson	0	0	0.0	0	0
10/31 at Wake Forest					
11/7 Virginia	1	8	8.0	0	8
11/14 at North Carolina					
11/21 Duke					
11/28 at USF					

THEARON COLLIER

Game	No.	Yds	Avg.	TD	Lg
9/7 at Florida State	2	28	14.0	0	18
9/17 Georgia Tech	0	0	0.0	0	0
9/26 at Virginia Tech	0	0	0.0	0	0
10/3 Oklahoma	1	3	3.0	0	3
10/10 Florida A&M	1	28	28.0	0	28
10/17 at UCF	1	28	28.0	0	28
10/24 Clemson	3	36	12.0	0	20
10/31 at Wake Forest	4	78	19.5	0	29
11/7 Virginia	0	0	0.0	0	0
11/14 at North Carolina					
11/21 Duke					
11/28 at USF					

TERVARIS JOHNSON

Game	No.	Yds	Avg.	TD	Lg
9/7 at Florida State	0	0	0.0	0	0
9/17 Georgia Tech	1	14	14.0	0	14
9/26 at Virginia Tech	0	0	0.0	0	0
10/3 Oklahoma	1	10	10.0	0	10
10/10 Florida A&M	0	0	0.0	0	0
10/17 at UCF	0	0	0.0	0	0
10/24 Clemson	0	0	0.0	0	0
10/31 at Wake Forest	1	2	2.0	1	2
11/7 Virginia	2	26	13.0	0	13
11/14 at North Carolina					
11/21 Duke					
11/28 at USF					

JIMMY GRAHAM

Game	No.	Yds	Avg.	TD	Lg
9/7 at Florida State	0	0	0.0	0	0
9/17 Georgia Tech	1	14	14.0	1	14
9/26 at Virginia Tech	0	0	0.0	0	0
10/3 Oklahoma	1	18	18.0	1	18
10/10 Florida A&M	1	7	7.0	1	7
10/17 at UCF	2	42	21.0	0	21
10/24 Clemson	1	8	8.0	0	8
10/31 at Wake Forest	1	2	2.0	0	2
11/7 Virginia	1	5	5.0	1	5
11/14 at North Carolina					
11/21 Duke					
11/28 at USF					

PATRICK HILL

Game	No.	Yds	Avg.	TD	Lg
9/7 at Florida State	0	0	0.0	0	0
9/17 Georgia Tech	1	14	14.0	0	14
9/26 at Virginia Tech	0	0	0.0	0	0
10/3 Oklahoma					
10/10 Florida A&M					
10/17 at UCF					
10/24 Clemson					
10/31 at Wake Forest					
11/7 Virginia					
11/14 at North Carolina					
11/21 Duke					
11/28 at USF					

MIKE JAMES

Game	No.	Yds	Avg.	TD	Lg
9/7 at Florida State	1	5	5.0	0	5
9/17 Georgia Tech	0	0	0.0	0	0
9/26 at Virginia Tech	0	0	0.0	0	0
10/3 Oklahoma	1	7	7.0	0	7
10/10 Florida A&M	3	26	8.7	0	17
10/17 at UCF	1	9	9.0	0	9
10/24 Clemson	1	-3	-3.0	0	0
10/31 at Wake Forest	1	12	12.0	0	12
11/7 Virginia	2	16	8.0	0	8
11/14 at North Carolina					
11/21 Duke					
11/28 at USF					

TOMMY STREETER

Game	No.	Yds	Avg.	TD	Lg
10/10 Florida A&M	3	55	18.3	0	29
10/17 at UCF	1	12	12.0	0	12
10/24 Clemson	0	0	0.0	0	0
10/31 at Wake Forest	0	0	0.0	0	0
11/7 Virginia	0	0	0.0	0	0
11/14 at North Carolina					
11/21 Duke					
11/28 at USF					

KENDAL THOMPKINS

Game	No.	Yds	Avg.	TD	Lg
10/10 Florida A&M	1	18	18.0	0	18
10/17 at UCF	0	0	0.0	0	0
11/7 Virginia	1	15	15.0	0	15
11/14 at North Carolina					
11/21 Duke					
11/28 at USF					

DAMIEN BERRY

Game	No.	Yds	Avg.	TD	Lg
10/10 Florida A&M	1	5	5.0	0	5
10/17 at UCF	1	2	2.0	0	2
10/24 Clemson	0	0	0.0	0	0
10/31 at Wake Forest	0	0	0.0	0	0
11/7 Virginia	1	11	11.0	0	11
11/14 at North Carolina					
11/21 Duke					
11/28 at USF					

JOHN CALHOUN

Game	No.	Yds	Avg.	TD	Lg
10/10 Florida A&M	1	4	4.0	0	4
11/14 at North Carolina					
11/21 Duke					
11/28 at USF					

LEE CHAMBERS

Game	No.	Yds	Avg.	TD	Lg
11/7 Virginia	1	8	8.0	0	8
11/14 at North Carolina					
11/21 Duke					
11/28 at USF					

2009 GAME-BY GAME STATISTICS - KICKOFF/PUNT RETURNS

KICK RETURNS

GRAIG COOPER

Game	No.	Yds	Avg.	TD	Lg
9/7 at Florida State	5	173	34.6	0	63
9/17 Georgia Tech	2	61	30.5	0	36
9/26 at Virginia Tech	3	74	24.7	0	39
10/3 Oklahoma	4	88	22.0	0	28
10/10 Florida A&M	Did Not Play				
10/17 at UCF	0	0	0.0	0	0
10/24 Clemson	1	27	27.0	0	27
10/31 at Wake Forest	0	0	0.0	0	0
11/7 Virginia	3	45	15.0	0	22
11/14 at North Carolina					
11/21 Duke					
11/28 at USF					

MIKE JAMES

Game	No.	Yds	Avg.	TD	Lg
9/7 at Florida State	0	0	0.0	0	0
9/17 Georgia Tech	1	40	40.0	0	40
9/26 at Virginia Tech	2	25	12.5	0	21
10/3 Oklahoma	1	26	26.0	0	26
10/10 Florida A&M	2	26	14.0	0	16
10/17 at UCF	2	32	16.0	0	27
10/24 Clemson	3	75	25.0	0	31
10/31 at Wake Forest	0	0	0.0	0	0
11/7 Virginia					
11/14 at North Carolina					
11/21 Duke					
11/28 at USF					

TRAVIS BENJAMIN

Game	No.	Yds	Avg.	TD	Lg
9/7 at Florida State	2	46	23.0	0	27
9/17 Georgia Tech	3	37	12.3	1	14
11/7 Virginia					
11/14 at North Carolina					
11/21 Duke					
11/28 at USF					

BRANDON HARRIS

Game	No.	Yds	Avg.	TD	Lg
10/10 Florida A&M	2	63	31.5	0	37
10/17 at UCF	0	0	0.0	0	0
10/24 Clemson	0	0	0.0	0	0
10/31 at Wake Forest	0	0	0.0	0	0
11/7 Virginia					
11/14 at North Carolina					
11/21 Duke					
11/28 at USF					

JIMMY GRAHAM

Game	No.	Yds	Avg.	TD	Lg
10/31 at Wake Forest	1	7	7.0	0	7
11/7 Virginia	1	12	12.0	0	12

PUNT RETURNS

TRAVIS BENJAMIN

Game	No.	Yds	Avg.	TD	Lg
9/7 at Florida State	2	7	3.5	0	6
9/17 Georgia Tech	1	14	14.0	0	14
9/26 at Virginia Tech	1	-10	-10.0	0	0
10/3 Oklahoma	2	-3	-1.5	0	0
10/10 Florida A&M	2	52	26.0	0	33
10/17 at UCF	0	0	0.0	0	0
10/24 Clemson	1	-3	-3.0	0	0
10/31 at Wake Forest	0	0	0.0	0	0
11/7 Virginia	0	0	0.0	0	0
11/14 at North Carolina					
11/21 Duke					
11/28 at USF					

GRAIG COOPER

Game	No.	Yds	Avg.	TD	Lg
9/7 at Florida State	1	0	0.0	0	0
9/17 Georgia Tech	0	0	0.0	0	0
9/26 at Virginia Tech	1	1	1.0	0	1

THEARON COLLIER

Game	No.	Yds	Avg.	TD	Lg
10/10 Florida A&M	5	62	12.4	1	61
10/17 at UCF	2	19	9.5	0	13
11/7 Virginia	2	57	28.5	1	60

2009 GAME-BY GAME STATISTICS - DEFENSE

TACKLES FOR LOSS

	UA-A	Total	FSU	GT	VT	OKLA	FAMU	UCF	CLEMSON	WAKE	UVA	UNC	DUKE	USF
Bailey, A. DL	10-1	10.5	1.0-7	-	0.5-1	1.0-6	1.0-6	-	3.0-39	3.0-15	1.0-3			
McCarthy, C. LB	6-4	8.0	1.5-2	0.5-2	-	1.0-1	1.0-2	-	2.5-4	0.5-1	1.0-1			
Robinson, M. DL	4-4	6.0	1.0-10	0.5-1	-	1.5-7	1.5-4	-	0.5-1	-	1.0-15			
Spence, S. LB	4-3	5.5	1.5-1	0.5-2	0.5-0	1.0-2	-	2.0-20	-	DNP	DNP			
Joseph, J. DL	4-2	5.0	-	-	-	1.5-2	3.5-10	-	-	-	-			
Wesley, S. DE	5-0	5.0	1.0-3	2.0-4	1.0-1	-	DNP	-	-	-	1.0-12			
Harris, B. DB	5-0	5.0	-	-	-	1.0-5	-	-	2.0-2	1.0-1	1.0-1			
Vernon, O. DL	2-5	4.5	1.0-3	3.0-11	-	DNP	DNP	0.5-1	-	-	-			
Sharpton, D. LB	3-1	3.5	0.5-1	-	-	-	1.0-2	1.0-1	1.0-3	-	-			
Holmes, J.	2-2	3.0	-	-	-	-	1.0-9	DNP	-	2.0-5	-			
Regis, M. DL	1-4	3.0	-	1.0-3	-	1.0-2	-	0.5-1	-	0.5-0	-			
Van Dyke, D. DB	2-0	2.0	-	DNP	-	-	-	1.0-4	1.0-5	-	-			
Buchanan, R. LB	2-0	2.0	-	-	-	-	-	-	-	1.0-2	1.0-1			
Telemaque, V. DB	1-1	1.5	DNP	1.5-4	-	-	-	-	-	-	-			
Smith, A. DL	1-0	1.0	-	1.0-3	DNP	-	-	-	-	DNP	-			
Shields, S.	1-0	1.0	-	-	-	-	1.0-5	-	-	-	-			
Moncur, E. DL	1-0	1.0	DNP	-	-	-	1.0-10	DNP	-	DNP	DNP			
Grant, C. DB	0-1	0.5	0.5-3	-	-	-	-	-	-	-	-			

FUMBLES RECOVERED

	No	FSU	GT	VT	OKLA	FAMU	UCF	CLEMSON	WAKE	UVA	UNC	DUKE	USF
Holmes, J.	1	1	-	-	-	-	DNP	-	-	-	-		
Joseph, J.	1	-	-	-	1	-	-	-	-	-	-		
Smith, A.	1	-	-	DNP	-	-	-	1	DNP	-	-		
Shields, S.	1	-	-	-	-	-	-	-	1	-	-		
Robinson, M.	1	-	-	-	-	-	-	1	-	-	-		
Brown, A.	1	-	-	-	-	-	-	-	1	-	-		
Telemaque, V.	1	DNP	-	-	-	-	-	-	1	-	-		
Thompkins, K. WR	1	-	-	1	-	-	DNP	DNP	DNP	-	-		

FORCED FUMBLES

	No	FSU	GT	VT	OKLA	FAMU	UCF	CLEMSON	WAKE	UVA	UNC	DUKE	USF
Robinson, M.	2	1	-	-	-	1	-	-	-	-	-		
Harris, B.	2	-	-	-	1	-	-	1	-	-	-		
Bailey, A.	2	-	-	-	1	-	-	1	-	-	-		
Shields, S.	1	-	-	-	-	-	-	-	1	-	-		
McCarthy, C.	1	-	-	-	-	-	-	1	-	-	-		
Regis, M.	1	-	-	-	-	-	1	-	-	-	-		

FUMBLES LOST

	No-Lost	FSU	GT	VT	OKLA	FAMU	UCF	CLEMSON	WAKE	UVA	UNC	DUKE	USF
Harris, J. QB	5-1	-	-	2-1	1-0	-	-	1-0	1-0	-	-		
Collier, T. WR	1-1	-	-	-	-	-	-	1-1	-	-	-		
Harris, B.	1-0	-	-	-	-	1-0	-	-	-	-	-		
James, M. RB	1-0	-	-	1-0	-	-	-	-	-	-	-		
TEAM	1-0	-	-	-	-	DNP	1-0	DNP	-	-	-		

2009 GAME-BY GAME STATISTICS - KICKING

PUNTING - MATT BOSHER

Opponent	No.	Yards	Avg.	Long	Bk	TB	In20	+50
9/7 at Florida State	4	165	41.2	48	0	1	3	0
9/17 Georgia Tech	1	41	41.0	41	0	1	0	0
9/26 at Virginia Tech	6	249	41.5	53	1	0	3	1
10/3 Oklahoma	5	229	45.8	58	0	0	3	2
10/10 Florida A&M	2	95	47.5	59	0	0	1	1
10/17 at UCF	4	133	33.2	41	0	0	3	0
10/24 Clemson	3	139	46.3	55	0	0	0	1
10/31 at Wake Forest	9	387	43.0	55	0	1	4	1
11/7 Virginia								
11/14 at North Carolina								
11/21 Duke								
11/28 at USF								

PLACEKICKING - MATT BOSHER

Opponent	EXTRA POINTS		FIELD GOALS				FG BREAKDOWN					
	XP/XPA	PCT	FG/FGA	PCT	LG	PTS	1-19	20-29	30-39	40-49	50+	
30/30	100.0		9/11	81.8	51	57	1/1	2/3	3/4	2/2	1/1	
Opponent	FG/FGA	Distances	XP/XPA	Game Pts.								
9/7 at Florida State	1/1	18g	5/5	8								
9/17 Georgia Tech	1/3	34g, 26 wr, 31 wr	4/4	7								
9/26 at Virginia Tech	0/0		1/1	1								
10/3 Oklahoma	0/0		3/3	3								
10/10 Florida A&M	2/2	20g, 33g	6/6	12								
10/17 at UCF	2/2	31g, 46g	3/3	9								
10/24 Clemson	3/3	49g, 51g, 22g	4/4	13								
10/31 at Wake Forest	0/0		4/4	4								
11/7 Virginia												
11/14 at North Carolina												
11/21 Duke												
11/28 at USF												

2009 GAME-BY GAME STATISTICS - DEFENSE

SACKS	UA-A	Total	FSU	GT	VT	OKLA	FAMU	UCF	CLEMSON	WAKE	UVA	UNC	DUKE	USF
Bailey, A. DL	7-0	7.0	1.0-7	-	-	1.0-6	1.0-6	-	2.0-38	2.0-9	-	-	-	-
Robinson, M. DL	4-0	4.0	1.0-10	-	-	1.0-6	1.0-4	-	-	-	1.0-15	-	-	-
Wesley, S. DE	2-0	2.0	-	-	1.0-3	-	DNP	-	-	-	-	1.0-12	-	-
Spence, S. LB	2-0	2.0	-	-	-	-	-	2.0-20	-	DNP	DNP	-	-	-
Moncur, E. DL	1-0	1.0	DNP	-	-	-	1.0-10	DNP	-	DNP	DNP	-	-	-
Harris, B. DB	1-0	1.0	-	-	-	1.0-5	-	-	-	-	-	-	-	-
Vernon, O. DL	0-1	0.5	-	0.5-3	-	DNP	DNP	-	-	-	-	-	-	-
Regis, M. DL	0-1	0.5	-	0.5-2	-	-	-	-	-	-	-	-	-	-
TACKLES	UA-A	Total	FSU	GT	VT	OKLA	FAMU	UCF	CLEMSON	WAKE	UVA	UNC	DUKE	USF
McCarthy, C. LB	33-32	65	5-3	0-4	4-9	4-3	4-2	-	8-3	7-4	1-4	-	-	-
Sharpston, D. LB	34-24	58	3-1	6-2	1-4	3-3	1-1	5-6	8-2	4-3	3-2	-	-	-
Harris, B. DB	31-14	45	3-6	3-1	3-2	2-2	2-1	5-2	4-0	6-0	3-0	-	-	-
Shields, S.	28-12	38	2-2	5-1	2-2	3-2	3-0	-	1-2	6-1	4-2	-	-	-
Spence, S. LB	18-17	35	2-1	0-2	2-6	5-5	4-0	4-3	1-0	DNP	DNP	-	-	-
Phillips, R. DB	18-13	31	4-2	3-2	3-4	DNP	DNP	DNP	3-3	5-2	-	-	-	-
Telemaque, V. DB	17-10	27	DNP	1-2	2-0	6-3	2-1	1-0	2-2	3-2	-	-	-	-
Joseph, J. DL	12-13	25	1-0	1-0	2-3	1-3	3-3	1-2	2-0	1-2	-	-	-	-
Bailey, A. DL	16-8	24	2-0	1-0	0-3	3-1	1-1	1-0	4-0	3-2	1-1	-	-	-
Campbell, J. DB	12-9	21	2-1	1-0	0-2	1-3	1-0	0-2	2-0	2-0	3-1	-	-	-
Van Dyke, D. DB	13-6	19	1-0	DNP	1-2	-	2-1	1-1	3-1	3-1	2-0	-	-	-
Robinson, M. DL	9-8	17	2-0	0-1	0-1	1-2	2-2	1-0	0-1	1-1	2-0	-	-	-
Armstrong, R. DB	11-6	17	1-0	-	1-1	4-3	1-0	1-2	3-0	DNP	DNP	-	-	-
Vernon, O. DL	6-10	16	1-2	2-2	0-5	DNP	DNP	0-1	-	-	3-0	-	-	-
Buchanan, R. LB	12-3	15	1-0	-	1-0	-	3-2	-	1-1	3-0	3-0	-	-	-
Regis, M. DL	5-10	15	1-0	0-2	0-3	2-0	1-2	1-1	0-1	0-1	-	-	-	-
Holmes, J.	6-8	14	-	0-1	0-2	2-0	1-0	DNP	1-2	2-3	-	-	-	-
Wesley, S. DE	8-3	11	1-0	2-0	2-0	-	DNP	1-0	1-2	0-1	1-0	-	-	-
Moncur, E. DL	4-6	10	DNP	1-2	0-1	2-3	1-0	DNP	-	DNP	DNP	-	-	-
Nicholas, J. DB	3-7	10	2-2	-	1-5	DNP	DNP	DNP	DNP	DNP	DNP	-	-	-
Brown, A. LB	7-2	9	1-0	0-1	-	1-0	1-1	2-0	1-0	-	1-0	-	-	-
Smith, A. DL	5-3	8	1-1	2-0	DNP	-	1-1	0-1	-	DNP	1-0	-	-	-
Uribe, A. K	4-3	7	DNP	-	-	-	1-1	2-1	1-1	DNP	DNP	-	-	-
Grant, C. DB	5-2	7	1-1	-	-	1-0	1-0	0-1	1-0	-	1-0	-	-	-
Berry, D.	4-1	5	1-0	1-1	-	-	-	1-0	-	-	1-0	-	-	-
Holton, C. LB	2-2	4	DNP	-	-	0-2	2-0	-	-	-	-	-	-	-
Futch, J. LB	2-2	4	1-0	1-0	0-1	-	0-1	DNP	DNP	DNP	DNP	-	-	-
Nelms, C. DB	3-1	4	-	-	DNP	1-0	-	1-1	-	-	-	-	-	1-0
Bosher, M.	3-0	3	2-0	-	-	1-0	-	-	-	-	-	-	-	-
Chambers, L.	2-1	3	-	0-1	DNP	DNP	1-0	-	-	-	1-0	-	-	-
Hill, R. DB	1-1	2	DNP	-	-	1-1	DNP	DNP	DNP	DNP	DNP	-	-	-
Porter, C. DL	1-1	2	DNP	DNP	DNP	DNP	-	-	DNP	0-1	1-0	-	-	-
Calhoun, J.	0-2	2	-	-	-	-	-	0-1	0-1	-	-	-	-	-
Gunn, H.	1-0	1	-	-	1-0	-	-	-	-	-	-	-	-	-
Pipho, M.	1-0	1	-	-	-	1-0	-	-	-	-	-	-	-	-
Franklin, O.	1-0	1	-	-	-	-	-	-	1-0	-	-	-	-	-
Graham, J.	1-0	1	-	-	-	-	-	-	1-0	-	-	-	-	-
Thompkins, K.	0-1	1	-	-	-	-	0-1	DNP	DNP	DNP	-	-	-	-
Robinson, K. LB	0-1	1	-	-	-	-	0-1	-	-	-	-	-	-	-
McGee, B.	0-1	1	-	0-1	DNP	DNP	-	-	-	-	-	-	-	-
Lewis, J. DL	1-0	1	DNP	DNP	DNP	DNP	DNP	1-0	-	-	-	-	-	-
INTERCEPTIONS	Total	FSU	GT	VT	OKLA	FAMU	UCF	CLEMSON	WAKE	UVA	UNC	DUKE	USF	
Phillips, R. DB	1-0	1-0	-	-	-	-	-	1-0	-	-	-	-	-	
Harris, B. DB	1-0	-	-	-	-	1-0	-	-	-	-	-	-	-	
McCarthy, C., LB	1-0	-	-	-	-	-	1-9	-	-	-	-	-	-	
Van Dyke, D., DB	1- -5	-	-	-	-	-	-	1- -5	-	-	-	-	-	
Regis, M., DL	1-2	-	-	-	-	-	-	-	-	1-2	-	-	-	

2009 TEAM GAME HIGHS

INDIVIDUAL GAME HIGHS

Rushes	18	Graig Cooper vs Virginia (Nov 07, 2009)
Yards Rushing	162	Damien Berry vs Florida A&M (Oct 10, 2009)
TD Rushes	2	Damien Berry vs Virginia (Nov 07, 2009)
Long Rush	70	Graig Cooper vs Virginia (Nov 07, 2009)
Pass attempts	43	Jacory Harris at Wake Forest (Oct 31, 2009)
Pass completions	22	Jacory Harris at Wake Forest (Oct 31, 2009)
Yards Passing	386	Jacory Harris at Florida State (Sep 07, 2009)
TD Passes	3	Jacory Harris vs Georgia Tech (Sep 17, 2009)
		Jacory Harris vs Oklahoma (Oct 03, 2009)
		Jacory Harris at Wake Forest (Oct 31, 2009)
Long Pass	69	Jacory Harris vs Clemson (Oct 24, 2009)
Receptions	5	LaRon Byrd vs Georgia Tech (Sep 17, 2009)
		LaRon Byrd at UCF (Oct 17, 2009)
		Leonard Hankerson vs Clemson (Oct 24, 2009)
		Leonard Hankerson at Wake Forest (Oct 31, 2009)
Yards Receiving	128	Travis Benjamin at Florida State (Sep 07, 2009)
TD Receptions	1	Graig Cooper at Florida State (Sep 07, 2009)
		Travis Benjamin at Florida State (Sep 07, 2009)
		Dedrick Epps vs Georgia Tech (Sep 17, 2009)
		LaRon Byrd vs Georgia Tech (Sep 17, 2009)
		Jimmy Graham vs Georgia Tech (Sep 17, 2009)
		Travis Benjamin vs Oklahoma (Oct 03, 2009)
		Dedrick Epps vs Oklahoma (Oct 03, 2009)
		Jimmy Graham vs Oklahoma (Oct 03, 2009)
		Jimmy Graham vs Florida A&M (Oct 10, 2009)
		Leonard Hankerson vs Florida A&M (Oct 10, 2009)
		Leonard Hankerson at UCF (Oct 17, 2009)
		Leonard Hankerson vs Clemson (Oct 24, 2009)
		Travis Benjamin vs Clemson (Oct 24, 2009)
		Travis Benjamin at Wake Forest (Oct 31, 2009)
		Aldarius Johnson at Wake Forest (Oct 31, 2009)
		Tervanis Johnson at Wake Forest (Oct 31, 2009)
		Jimmy Graham vs Virginia (Nov 07, 2009)
		Kendal Thompkins vs Virginia (Nov 07, 2009)
		Leonard Hankerson vs Virginia (Nov 07, 2009)
Long Reception	69	Travis Benjamin vs Clemson (Oct 24, 2009)
Field Goals	3	Matt Boshier vs Clemson (Oct 24, 2009)
Long Field Goal	51	Matt Boshier vs Clemson (Oct 24, 2009)
Punts	9	Matt Boshier at Wake Forest (Oct 31, 2009)
Punting Avg	47.5	Matt Boshier vs Florida A&M (Oct 10, 2009)
Long Punt	59	Matt Boshier vs Florida A&M (Oct 10, 2009)
Long Punt Return	61	Thearon Collier vs Florida A&M (Oct 10, 2009)
Long Kickoff Return	63	Graig Cooper at Florida State (Sep 07, 2009)
Tackles	13	Colin McCarthy at Virginia Tech (Sep 26, 2009)
Sacks	2.0	Sean Spence at UCF (Oct 17, 2009)
		Allen Bailey vs Clemson (Oct 24, 2009)
		Allen Bailey at Wake Forest (Oct 31, 2009)
Tackles For Loss	3.5	Joe Joseph vs Florida A&M (Oct 10, 2009)
Interceptions	1	Randy Phillips at Florida State (Sep 07, 2009)
		Brandon Harris vs Florida A&M (Oct 10, 2009)
		Colin McCarthy at UCF (Oct 17, 2009)
		Randy Phillips vs Clemson (Oct 24, 2009)
		Demarcus Van Dyke at Wake Forest (Oct 31, 2009)
		Micanor Regis vs Virginia (Nov 07, 2009)

TEAM GAME HIGHS




Rushes	49	vs Virginia (Nov 07, 2009)
Yards Rushing	268	vs Virginia (Nov 07, 2009)
Yards Per Rush	5.7	vs Florida A&M (Oct 10, 2009)
TD Rushes	3	at Florida State (Sep 07, 2009)
		vs Florida A&M (Oct 10, 2009)
		vs Virginia (Nov 07, 2009)
Pass attempts	43	at Wake Forest (Oct 31, 2009)
Pass completions	22	at Wake Forest (Oct 31, 2009)
Yards Passing	386	at Florida State (Sep 07, 2009)
Yards Per Pass	11.4	at Florida State (Sep 07, 2009)
TD Passes	3	vs Georgia Tech (Sep 17, 2009)
		vs Oklahoma (Oct 03, 2009)
		at Wake Forest (Oct 31, 2009)
		vs Virginia (Nov 07, 2009)
Total Plays	83	vs Virginia (Nov 07, 2009)
Total Offense	515	vs Virginia (Nov 07, 2009)
Yards Per Play	7.4	at Florida State (Sep 07, 2009)
Points	52	vs Virginia (Nov 07, 2009)
Sacks By	3	vs Oklahoma (Oct 03, 2009)
		vs Florida A&M (Oct 10, 2009)
		vs Virginia (Nov 07, 2009)
First Downs	27	vs Virginia (Nov 07, 2009)
Penalties	12	vs Oklahoma (Oct 03, 2009)
Penalty Yards	115	vs Oklahoma (Oct 03, 2009)
Turnovers	4	vs Clemson (Oct 24, 2009)
Interceptions By	1	at Florida State (Sep 07, 2009)
		vs Florida A&M (Oct 10, 2009)
		at UCF (Oct 17, 2009)
		vs Clemson (Oct 24, 2009)
		at Wake Forest (Oct 31, 2009)
		vs Virginia (Nov 07, 2009)

OPPONENT INDIVIDUAL GAME HIGHS

Rushes	34	Williams, R, at Virginia Tech (Sep 26, 2009)
Yards Rushing	150	Williams, R, at Virginia Tech (Sep 26, 2009)
TD Rushes	2	Williams, R, at Virginia Tech (Sep 26, 2009)
Long Rush	48	Brown, Chris, vs Oklahoma (Oct 03, 2009)
		Spiller, C, vs Clemson (Oct 24, 2009)
Pass attempts	43	Skinner, R, at Wake Forest (Oct 31, 2009)
Pass completions	29	Skinner, R, at Wake Forest (Oct 31, 2009)
Yards Passing	349	Skinner, R, at Wake Forest (Oct 31, 2009)
TD Passes	3	Parker, K, vs Clemson (Oct 24, 2009)
Long Pass	56	Nesbitt, J., vs Georgia Tech (Sep 17, 2009)
		Parker, K, vs Clemson (Oct 24, 2009)
Receptions	12	Brown, D, at Wake Forest (Oct 31, 2009)
Yards Receiving	133	Thomas, D., vs Georgia Tech (Sep 17, 2009)
TD Receptions	1	Easterling, T, at Florida State (Sep 07, 2009)
		Piurowski, C, at Florida State (Sep 07, 2009)
		Thomas, D., vs Georgia Tech (Sep 17, 2009)
		Boykin, J, at Virginia Tech (Sep 26, 2009)
		Kenney, Cameron, vs Oklahoma (Oct 03, 2009)
		ROSS, Rocky, at UCF (Oct 17, 2009)
		Spiller, C, vs Clemson (Oct 24, 2009)
		Palmer, M, vs Clemson (Oct 24, 2009)
		Ford, J, vs Clemson (Oct 24, 2009)
		Givens, C, at Wake Forest (Oct 31, 2009)
		Bohanon, T, at Wake Forest (Oct 31, 2009)
Long Reception	56	Thomas, D., vs Georgia Tech (Sep 17, 2009)
		Spiller, C, vs Clemson (Oct 24, 2009)
Field Goals	3	SCOTT, Trevor, vs Florida A&M (Oct 10, 2009)
Long Field Goal	52	Hopkins, D, at Florida State (Sep 07, 2009)
Punts	7	HOLDREN, Brandon, vs Florida A&M (Oct 10, 2009)
		CLINGAN, Blake, at UCF (Oct 17, 2009)
Punting Avg	50.4	Way, Tress, vs Oklahoma (Oct 03, 2009)
Long Punt	71	Way, Tress, vs Oklahoma (Oct 03, 2009)
Long Punt Return	51	Franks, Dominqu, vs Oklahoma (Oct 03, 2009)
Long Kickoff Return	90	Spiller, C, vs Clemson (Oct 24, 2009)
Tackles	15	Childs, D, vs Virginia (Nov 07, 2009)
Sacks	3.0	Beal, Jeremy, vs Oklahoma (Oct 03, 2009)
Tackles For Loss	3.5	HOGUE, Cory, at UCF (Oct 17, 2009)
Interceptions	2	McDaniel, D, vs Clemson (Oct 24, 2009)

OPPONENT TEAM GAME HIGHS

Rushes	55	at Virginia Tech (Sep 26, 2009)
Yards Rushing	272	at Virginia Tech (Sep 26, 2009)
Yards Per Rush	4.9	at Virginia Tech (Sep 26, 2009)
TD Rushes	2	at Virginia Tech (Sep 26, 2009)
Pass attempts	53	at Wake Forest (Oct 31, 2009)
Pass completions	35	at Wake Forest (Oct 31, 2009)
Yards Passing	408	at Wake Forest (Oct 31, 2009)
Yards Per Pass	10.9	at Wake Forest (Oct 31, 2009)
TD Passes	3	vs Clemson (Oct 24, 2009)
Total Plays	86	at Wake Forest (Oct 31, 2009)
Total Offense	555	at Wake Forest (Oct 31, 2009)
Yards Per Play	6.5	at Wake Forest (Oct 31, 2009)
Points	40	vs Clemson (Oct 24, 2009)
Sacks By	6	at UCF (Oct 17, 2009)
First Downs	33	at Wake Forest (Oct 31, 2009)
Penalties	8	vs Georgia Tech (Sep 17, 2009)
		at Wake Forest (Oct 31, 2009)
Penalty Yards	79	vs Oklahoma (Oct 03, 2009)
Turnovers	4	at Wake Forest (Oct 31, 2009)
Interceptions By	3	vs Clemson (Oct 24, 2009)

MIAMI HURRICANES **FLORIDA STATE SEMINOLES**

38 **34**

MONDAY, SEPT. 7, 2009 - DOAK CAMPBELL STADIUM

Tallahassee, Fla. (AP) - Sophomore quarterback Jacory Harris threw for 386 yards - including a 40-yard pass over double coverage to Travis Benjamin, setting up Graig Cooper's 3-yard touchdown run with 1:53 left - and led the Hurricanes past No. 18 Florida State 38-34 in a wild, back-and-forth game on Labor Day night.

Florida State got to the Miami 2 with 14 seconds left. But Christian Ponder threw three straight incompletions, the last coming on a ball that Jarmon Fortson nearly caught in the end zone on the game's final play, and Miami escaped.

Harris completed 21 of 34 passes for two touchdowns and two interceptions. He got hurt on the second of those turnovers; Harris was drilled by blitzing cornerback Greg Reid and his throw on that play resulted in nothing more than a pop fly that Markus White ran back 31 yards for a 31-24 Florida State lead with 11:45 remaining.

Harris connected with Cooper for a 24-yard score to tie the game at 31, and after Florida State took the lead again on Dustin Hopkins' 45-yard field goal with 4:11 left, the 'Canes went back to work. They went 59 yards in six plays, Harris' perfect lob to Benjamin accounting for most of them, and Cooper plowed in for the go-ahead score.

Score by Quarters	1	2	3	4	Score
Miami (Fla.)	7	7	3	21	38
Florida State	7	3	13	11	34

SCORING SUMMARY:

Qtr	Time	Team	Scoring play	Conversion	Plays-Yds	TOP	UM	FSU
1st	12:02	UM	Travis Benjamin 39 yd pass from Jacory Harris (Matt Bosher kick)		6-66	2:58	7	0
	04:55	FS	Piurowski, C 10 yd pass from Ponder, C (Hopkins, D kick)		13-67	7:03	7	7
	02:50	FS	Hopkins, D 52 yd field goal		9-64	4:28	7	10
2nd	00:42	UM	Javaris James 6 yd run (Matt Bosher kick)		7-75	2:00	14	10
3rd	12:01	FS	Ponder, C 9 yd run (Hopkins, D kick failed)		6-46	2:51	14	16
	04:57	FS	Easterling, T 21 yd pass from Ponder, C (Hopkins, D kick)		7-82	3:05	14	23
	03:12	UM	Matt Bosher 18 yd field goal		5-28	1:34	17	23
4th	13:43	UM	Jacory Harris 1 yd run (Matt Bosher kick)		5-61	2:45	24	23
	11:45	FS	White, M 31 yd interception return (Goodman, R pass from Ponder, C)				24	31
	07:14	UM	Graig Cooper 24 yd pass from Jacory Harris (Matt Bosher kick)		10-73	4:19	31	31
	04:11	FS	Hopkins, D 45 yd field goal		7-43	3:00	31	34
	01:53	UM	Graig Cooper 3 yd run (Matt Bosher kick)		6-59	2:12	38	34

Attendance: 81077

TEAM STATISTICS




	UM	FSU
FIRST DOWNS	22	21
RUSHES-YARDS (NET)	30-90	30-110
PASSING YDS (NET)	386	294
Passes Att-Comp-Int	34-21-2	41-24-1
TOTAL OFFENSE PLAYS-YARDS	64-476	71-404
Fumble Returns-Yards	0-0	0-0
Punt Returns-Yards	3-7	0-0
Kickoff Returns-Yards	6-181	7-129
Interception Returns-Yards	1-0	2-31
Punts (Number-Avg)	4-41.2	4-39.5
Fumbles-Lost	0-0	1-1
Penalties-Yards	9-74	5-35
Possession Time	28:35	31:25
Third-Down Conversions	5 of 13	6 of 15
Fourth-Down Conversions	1 of 1	1 of 1
Red-Zone Scores-Chances	4-4	2-3
Sacks By: Number-Yards	2-17	1-8

INDIVIDUAL STATISTICS

RUSHING: Miami (Fla.)-Javaris James 11-36; Graig Cooper 7-31; Thearon, Collier 2-13; Lee Chambers 5-10; Travis Benjamin 1-5; TEAM 1-minus 2; Jacory Harris 3-minus 3. Florida State Jones, T 14-59; Ponder, C 8-28; Givens, L 1-13; Thomas, J 7-10.

PASSING: Miami (Fla.)-Jacory Harris 21-34-2-386. Florida State-Ponder, C 24-41-1-294.

RECEIVING: Miami (Fla.)-Travis Benjamin 4-128; Leonard Hankerson 4-72; Aldarius Johnson 3-48; Javaris James 3-35; Dedrick Epps 2-46; Thearon, Collier 2-28; Graig Cooper 2-24; Mike James 1-5. Florida State-Goodman, R 5-82; Reed, B 5-63; Fortson, J 3-53; Piurowski, C 3-33; Owens, R 3-31; Easterling, T 2-21; Thomas, J 2-7; Reliford, B 1-4.

MIAMI HURRICANES **GEORGIA TECH YELLOW JACKETS**

33 **17**

THURSDAY, SEPT. 17, 2009 - LAND SHARK STADIUM

Miami Gardens, Fla. (AP) - Miami quarterback Jacory Harris raised some eyebrows this week when he suggested the Hurricanes' offense couldn't be stopped. Georgia Tech did nothing to disprove that theory. Cool and in control throughout, Harris completed 20 of 25 passes for 270 yards and three touchdowns, and the 20th-ranked Hurricanes put an emphatic end to a four-game losing streak against No. 14 Georgia Tech with a 33-17 victory Thursday night.

Miami (2-0, 2-0 Atlantic Coast Conference) matched its best league start since 2004, outgained Georgia Tech 453-228 and set up a Coastal Division showdown at Virginia Tech on Sept. 26. Graig Cooper ran for 93 yards, Javaris James rushed for 72 more and a touchdown, and LaRon Byrd caught five passes for 83 yards and another score. Georgia Tech (2-1, 1-1) blew Miami out a year ago, dooming the Hurricanes' conference title hopes by rushing for 472 yards. This time, Miami handled the triple option with relative ease, holding the Yellow Jackets to 95 yards rushing -- nearly half of those on the game's first drive.

Harris led Miami to scores on its first three possessions, the Hurricanes led 24-3 early in the third quarter after James scored from 3 yards out to cap a 60-yard, six-play drive, and the Hurricanes sauntered off celebrating their most significant win in years.

The Yellow Jackets ran for 45 yards on that drive--and managed only 42 more the rest of the half. Meanwhile, Harris was the picture of cool, setting the tone for the Miami sideline.

He used seven receivers in the first half alone, the Hurricanes scored on their first three possessions and the big-play capability that Miami flashed against Florida State continued, with nine gains of at least 10 yards in the opening two quarters. A 35-yard pass to Leonard Hankerson was immediately followed by a 40-yard toss to Byrd for Miami's first touchdown. Dedrick Epps caught a 13-yarder for a 14-3 lead early in the second quarter, and Matt Bosher connected on a 34-yard field goal with 5:45 left in the half.

Score by Quarters	1	2	3	4	Score
Georgia Tech	3	0	7	7	17
Miami (Fla.)	7	10	16	0	33

SCORING SUMMARY:

Qtr	Time	Team	Scoring play	Conversion	Plays-Yds	TOP	GT	UM
1st	08:09	GT	Blair,S. 32 yd field goal		13-45	6:51	3	0
	06:30	UM	LaRon Byrd 40 yd pass from Jacory Harris (Matt Bosher kick)		4-75	1:39	3	7
2nd	13:33	UM	Dedrick Epps 13 yd pass from Jacory Harris (Matt Bosher kick)		13-71	5:54	3	14
	05:45	UM	Matt Bosher 34 yd field goal		8-61	3:29	3	17
3rd	11:50	UM	Javaris James 3 yd run (Matt Bosher kick)		6-60	3:10	3	24
	08:07	GT	Allen,A. 3 yd run (Blair,S. kick)		7-60	3:43	10	24
	03:08	UM	Jimmy Graham 14 yd pass from Jacory Harris (Matt Bosher kick)		9-52	4:59	10	31
	00:32	UM	TEAM safety				10	33
4th	08:37	GT	Thomas,D. 56 yd pass from Nesbitt,J. (Blair,S. kick)		4-80	2:17	17	33

Attendance: 45329

TEAM STATISTICS

	GT	UM
FIRST DOWNS	12	21
RUSHES-YARDS (NET)	39-95	39-184
PASSING YDS (NET)	133	270
Passes Att-Comp-Int	15-6-0	25-20-0
TOTAL OFFENSE PLAYS-YARDS	54-228	64-454
Fumble Returns-Yards	0-0	0-0
Punt Returns-Yards	0-0	1-14
Kickoff Returns-Yards	4-111	4-119
Interception Returns-Yards	0-0	0-0
Punts (Number-Avg)	3-45.7	1-41.0
Fumbles-Lost	3-0	0-0
Penalties-Yards	8-44	9-74
Possession Time	26:25	33:35
Third-Down Conversions	6 of 14	8 of 13
Fourth-Down Conversions	0 of 2	0 of 0
Red-Zone Scores-Chances	2-3	4-6
Sacks By: Number-Yards	0-0	2-8




INDIVIDUAL STATISTICS

RUSHING: Georgia Tech-Allen,A. 6-42; Nesbitt,J. 14-29; Jones,R. 6-18; Wright, M. 3-7; Dwyer,J. 5-7; Cox,L. 2-6; Lyons,P. 1-6; Peeples,E. 1-3; Team 1-minus 23.

Miami (Fla.)-Graig Cooper 17-93; Javaris James 14-72; Travis Benjamin 1-13; Lee Chambers 2-12; Jacory Harris 1-0; TEAM 4-minus 6.

PASSING: Georgia Tech-Nesbitt,J. 6-15-0-133. Miami (Fla.)-Jacory Harris 20-25-0-270.

RECEIVING: Georgia Tech-Thomas,D. 6-133. Miami (Fla.)-LaRon Byrd 5-83; Dedrick Epps 3-37; Graig Cooper 3-32; Travis Benjamin 3-29; Javaris James 2-12; Leonard Hankerson 1-35; Jimmy Graham 1-14; Tervaris Johnson 1-14; Patrick Hill 1-14.

MIAMI HURRICANES
7

VIRGINIA TECH HOKIES
31

SATURDAY, SEPT. 26, 2009 - LANE STADIUM

Blacksburg, Va. (AP) - No. 11 Virginia Tech harassed Hurricane quarterback Jacory Harris en route to a 31-7 defeat of No. 9 Miami in a downpour. Miami, ranked in the top 10 for the first since 2005, had a chance to take a commanding lead in the ACC's Coastal Division. Instead, Virginia Tech (3-1, 1-0 Atlantic Coast Conference), Miami's third consecutive ranked opponent, cooled off the Hurricanes. Ryan Williams' 2-yard run 5:14 into the game capped an 11-yard drive for Virginia Tech. Harris finished 9-for-25 for 150 yards and was sacked three times.

Virginia Tech also took the wraps off Tyrod Taylor, and he combined with Williams for most of the Hokies 272 rushing yards on the rain-soaked turf at sold-out Lane Stadium. Williams ran for 150 yards, and Taylor finished with 75. From the start, it looked like the Hokies' day as a steady and chilling rain fell. Helped by a blocked punt that was returned for a touchdown, several fortunate bounces and one big defensive stop, the Hokies led 21-0 by halftime and Miami never threatened.

The Hokies muffed one punt early in the first quarter and had another glance off a player's leg deep in their own territory, but recovered both. They also botched a snap on a punt of their own, giving Miami possession at the Tech 23, but a false start penalty, a rush for a loss of 2 and a sack for minus-9 forced the Hurricanes to punt it away.

Harris and the Hurricanes did drive 46 yards in five plays for a touchdown just 1:43 into the third quarter, pulling them within 21-7. After Miami forced the Hokies to punt, they drove to the Virginia Tech 30 with a chance to make the quieting crowd really nervous.

Instead, with the help of two drops by Jimmy Graham, Miami faced a fourth-and-13 from the 33, went for it and Harris' 9-yard completion to Dedrick Epps came up four yards short. The Hokies then drove for Matt Waldron's 22-yard field goal and it was 24-7.

Score by Quarters	1	2	3	4	Score
Miami (Fla.)	0	0	7	0	7
Virginia Tech	14	7	3	7	31

SCORING SUMMARY:

Qtr	Time	Team	Scoring play	Conversion	Plays-Yds	TOP	UM	VT
1st	09:46	VT	Williams, R 2 yd run	(Waldron, M kick)	3-11	1:11	0	7
	04:46	VT	Boykin, J 48 yd pass from Taylor, T	(Waldron, M kick)	7-89	3:30	0	14
2nd	04:39	VT	Reidy, M 1 yd blocked punt return	(Waldron, M kick)				0 21
3rd	13:17	UM	Javarris James 1 yd run	(Matt Bosher kick)	5-46	1:43	7	21
	03:49	VT	Waldron, M 22 yd field goal		10-70	4:47	7	24
4th	12:16	VT	Williams, R 1 yd run	(Waldron, M kick)	5-25	2:21	7	31

Attendance: 66233




TEAM STATISTICS	UM	VT
FIRST DOWNS	12	17
RUSHES-YARDS (NET)	34-59	55-272
PASSING YDS (NET)	150	98
Passes Att-Comp-Int	25-9-1	9-4-0
TOTAL OFFENSE PLAYS-YARDS	59-209	64-370
Fumble Returns-Yards	0-0	1-4
Punt Returns-Yards	2-9	3-18
Kickoff Returns-Yards	5-99	2-28
Interception Returns-Yards	0-0	1-28
Punts (Number-Avg)	7-35.6	5-40.2
Fumbles-Lost	3-1	2-1
Penalties-Yards	5-45	6-49
Possession Time	26:40	33:20
Third-Down Conversions	1 of 11	5 of 14
Fourth-Down Conversions	1 of 3	0 of 2
Red-Zone Scores-Chances	1-2	3-4
Sacks By: Number-Yards	0-0	3-28

INDIVIDUAL STATISTICS

RUSHING: Miami (Fla.)- Graig Cooper 11-55; Javarris James 14-35; Mike James 4-3; Thearon, Collier 1-minus 6; Jacory Harris 4-minus 28. **Virginia Tech** -Williams, R 34-150; Taylor, T 10-75; Oglesby, J 4-48; Roberts, D 2-12; Wilson, D 4-9; Team 1-minus 22.

PASSING: Miami (Fla.)-Jacory Harris 9-25-1-150. **Virginia Tech** -Taylor, T 4-9-0-98.

RECEIVING: Miami (Fla.)-LaRon Byrd 4-58; Leonard Hankerson 3-79; Dedrick Epps 2-13. **Virginia Tech** -Williams, R 2-40; Boykin, J 1-48; Boone, G 1-10.

MIAMI HURRICANES
21

OKLAHOMA SOONERS
20

SATURDAY, OCT. 3, 2009 - LAND SHARK STADIUM

Miami Gardens, Fla. (AP) - Once Jacory Harris settled down and Miami's defense got rolling, the Hurricanes found the right combination for their biggest win in years.

And for Sam Bradford-less Oklahoma, it was just another frustrating trip to South Florida. Harris survived a shaky start to throw three touchdown passes, Javarris James ran for a career-high 150 yards against the nation's top rush defense, and No. 17 Miami knocked off No. 8 Oklahoma 21-20 - in what will join some games from the 1980s as another Hurricanes-Sooners classic. With Oklahoma's reigning Heisman Trophy-winning quarterback watching from the sideline, still out with a right shoulder injury, Miami (3-1) scored 21 straight points to take control.

Oklahoma led 10-0 early, significant because for nearly seven years, that's been automatic doom for Sooners foes. Oklahoma had won 40 straight when scoring at least the game's first 10 points, dating to Nov. 9, 2002.

Not this time.

This one almost certainly ended any Sooners national title hopes, too. Landry Jones threw for 188 yards and DeMarco Murray and Chris Brown combined to rush for 151 more for Oklahoma (2-2).

Score by Quarters	1	2	3	4	Score
Oklahoma	7	3	7	3	20
Miami (Fla.)	0	7	14	0	21

SCORING SUMMARY:

Qtr	Time	Team	Scoring play	Conversion	Plays-Yds	TOP	OU	UM
1st	10:34	OU	Kennedy, Cameron 16 yd pass from Jones, Landry(Stevens, Jimmy kick)		8-84	2:27	7	0
	11:39	OU	Stevens, Jimmy 21 yd field goal		11-95	5:04	10	0
	08:20	UM	Jimmy Graham 18 yd pass from Jacory Harris (Matt Bosher kick)		6-91	3:19	10	7
3rd	14:21	UM	Dedrick Epps 11 yd pass from Jacory Harris (Matt Bosher kick)		1-11	0:05	10	14
	06:54	UM	Travis Benjamin 38 yd pass from Jacory Harris (Matt Bosher kick)		8-73	3:40	10	21
	03:43	OU	Murray, DeMarco 2 yd run (Stevens, Jimmy kick)		9-81	3:11	17	21
4th	04:18	OU	Stevens, Jimmy 39 yd field goal		8-26	3:43	20	21

Attendance: 66233


TEAM STATISTICS	OU	UM
FIRST DOWNS	21	21
RUSHES-YARDS (NET)	42-153	32-140
PASSING YDS (NET)	188	202
Passes Att-Comp-Int	30-18-0	28-19-2
TOTAL OFFENSE PLAYS-YARDS	72-341	60-342
Fumble Returns-Yards	0-0	0-0
Punt Returns-Yards	1-51	2-3
Kickoff Returns-Yards	4-69	5-114
Interception Returns-Yards	2-12	0-0
Punts (Number-Avg)	5-50.4	5-45.8
Fumbles-Lost	2-1	1-0
Penalties-Yards	7-79	12-115
Possession Time	29:17	30:43
Third-Down Conversions	5 of 15	8 of 13
Fourth-Down Conversions	1 of 2	0 of 0
Red-Zone Scores-Chances	3-3	2-3
Sacks By: Number-Yards	4-32	3-17

INDIVIDUAL STATISTICS


RUSHING: Oklahoma-Murray, DeMarco 23-80; Brown, Chris 11-71; Madu, Mossis 3-17;Whitson, Carter 1-2; Jones, Landry 4-minus 17. **Miami (Fla.)**-Javarris James 15-150; Graig Cooper 8-21; Mike James 1-3; Travis Benjamin 1-1; TEAM 3-minus 5; Jacory Harris 4-minus 30.

PASSING: Oklahoma-Jones, Landry 18-30-0-188. **Miami (Fla.)**-Jacory Harris 19-28-2-202.

RECEIVING: Oklahoma-Kennedy, Cameron 6-72; Caleb, Brandon 4-26; Murray, DeMarco 2-21; Madu, Mossis 2-10; Broyles, Ryan 1-37; Tennell, Adron 1-9; Eldridge, Brody 1-9; Hanna, James 1-4. **Miami (Fla.)**-Aldarius Johnson 4-45; Travis Benjamin 3-61; Dedrick Epps 3-38; LaRon Byrd 2-12; Jimmy Graham 1-18; Tervaris Johnson 1-10; Mike James 1-7; Javarris James 1-4; Thearon, Collier 1-3; Graig Cooper 1-3; Leonard Hankerson 1-1.



MIAMI HURRICANES
48



FLORIDA A&M RATTLERS
16

SATURDAY, OCT. 10, 2009 - LAND SHARK STADIUM

Miami Gardens, Fla. (AP) - Already trailing the Miami Hurricanes by three touchdowns, Florida A&M tried lining up on defense with 13 players.

That didn't work either. The referee threw a flag and sent two Rattlers to the sideline, and four plays later the Hurricanes scored another touchdown en route to a 48-16 victory. Jacory Harris led No. 11 Miami to 31 points playing only the first half, and the Hurricanes (4-1) made the most of the mismatch facing an unranked team for the first time this season. Florida A&M (4-1) lost to Miami for the seventh time in a row.

Fourth-string Hurricanes halfback Damien Berry, a former safety, carried for the first time in his career and gained 162 yards in 14 attempts, including a 35-yard touchdown. Two long kick returns helped Miami take a 17-3 lead after 14 minutes, and Thearon Collier scored on a 61-yard punt runback in the second half. Harris went 16 for 24 for 217 yards, including touchdown passes of 5 and 7 yards. In the first half the Hurricanes totaled 303 yards and built a 31-3 lead, moving the ball so effectively an official had to stop the clock when the sideline chains broke. Harris was intercepted twice, once in the end zone, but Miami didn't punt until he was replaced by A.J. Highsmith. The true freshman made his college debut to start the second half and went 3 for 3 for 38 yards while directing two scoring drives. Six Hurricanes scored a touchdown apiece, and 12 caught at least one pass. Florida A&M's Curtis Pulley threw for 144 yards, ran for 81 and scored on a 26-yard run. Pulley completed a 27-yard pass to Adrian Smith on the first play from scrimmage, and the Rattlers moved 59 yards before settling for a field goal.

Score by Quarters	1	2	3	4	Score
Florida A&M	3	0	10	3	16
Miami (Fla.)	17	14	10	7	48

SCORING SUMMARY:

Qtr	Time	Team	Scoring play	Conversion	Plays-Yds	TOP	FAMU	UM
1st	10:16	FAMU	SCOTT,Trevor 32 yd field goal		9-59	4:44	3	0
	08:13	UM	Hankerson 5 yd pass from Jacory Harris	(Matt Boshier kick)	6-55	2:03	3	7
	05:34	UM	Matt Boshier 20 yd field goal		5-23	1:31	3	10
	01:19	UM	Jimmy Graham 7 yd pass from Jacory Harris	(Matt Boshier kick)	4-37	1:14	3	17
2nd	11:56	UM	Mike James 5 yd run	(Matt Boshier kick)	6-75	1:44	3	24
	06:03	UM	Lee Chambers 2 yd run	(Matt Boshier kick)	9-78	4:39	3	31
3rd	09:58	FAMU	SCOTT,Trevor 34 yd field goal		7-47	2:55	6	31
	05:12	UM	Thearon Collier 61 yd punt return	(Matt Boshier kick)			6	38
	03:40	FAMU	PULLEY,Curtis 26 yd run	(SCOTT,Trevor kick)	4-55	1:32	13	38
	01:23	UM	Matt Boshier 33 yd field goal		5-39	2:17	13	41
4th	10:33	FAMU	SCOTT,Trevor 21 yd field goal		12-66	5:50	16	41
	09:20	UM	Damien Berry 35 yd run	(Matt Boshier kick)	2-89	1:13	16	48

Attendance: 47859

TEAM STATISTICS


	FAMU	UM
FIRST DOWNS	14	24
RUSHES-YARDS (NET)	35-118	38-215
PASSING YDS (NET)	144	255
Passes Att-Comp-Int	25-10-1	27-19-2
TOTAL OFFENSE PLAYS-YARDS	60-262	65-470
Fumble Returns-Yards	0-0	0-0
Punt Returns-Yards	-1-15	7-114
Kickoff Returns-Yards	9-191	4-115
Interception Returns-Yards	2-54	1-0
Punts (Number-Avg)	7-36.6	2-47.5
Fumbles-Lost	1-0	1-0
Penalties-Yards	7-68	5-26
Possession Time	30:55	29:05
Third-Down Conversions	4 of 14	5 of 13
Fourth-Down Conversions	0 of 0	1 of 2
Red-Zone Scores-Chances	3-3	6-8
Sacks By: Number-Yards	2-9	3-20

INDIVIDUAL STATISTICS


RUSHING: Florida A&M-PULLEY,Curtis 17-81; SYLVESTER,Phili 12-24; HENRY,Demitric 4-12; BENSON,Mykel 1-1; ROCKER,Eddie 1-0. **Miami (Fla.)**-Damien Berry 14-162; Lee Chambers 16-38; Mike James 4-14; John Calhoun 1-6; Javarris James 1-4; A.J. Highsmith 1-minus 2; Jacory Harris 1-minus 7.

PASSING: Florida A&M-PULLEY,Curtis 10-25-1-144. **Miami (Fla.)**-Jacory Harris 16-24-2-217; A.J. Highsmith 3-3-0-38.

RECEIVING: Florida A&M-ELLIOTT,Kevin 3-57; SMITH,Adrian 3-55; HENRY,Demitric 2-31; PURCELL,Max 1-6; SYLVESTER,Phili 1-minus 5. **Miami (Fla.)**-Tommy Streeter 3-55; Mike James 3-26; Leonard Hankerson 2-42; Aldarius Johnson 2-31; LaRon Byrd 2-20; Thearon Collier 1-28; Kendal Thompkins 1-18; Travis Benjamin 1-16; Jimmy Graham 1-7; Damien Berry 1-5; John Calhoun 1-4; Javarris James 1-3.



MIAMI HURRICANES
27



UCF KNIGHTS
7

SATURDAY, OCT. 17, 2009 - BRIGHT HOUSE NETWORKS STADIUM

Orlando, Fla. (AP) - By the end, about 5,000 fans were all that remained from the biggest crowd ever to see a game in Central Florida's stadium. Seemed like all of them were from Miami. Jacory Harris survived six sacks to complete 20 of 26 passes for 293 yards and a touchdown, Javarris James rushed for another score on the way to topping the 2,000-yard mark for his career, and No. 9 Miami methodically pulled away to beat Central Florida 27-7 on Saturday night. Damien Berry added a fourth-quarter touchdown run for the Hurricanes (5-1), who matched their best start since 2005. Brett Hodges threw for 163 yards for UCF (3-3), but the team's top rusher - Brynn Harvey, who was coming off a 219-yard effort against Memphis - was held to 25 yards on 12 carries.

UCF had chances, none better than getting the ball at the Miami 2 midway through the third quarter after a snap sailed over Miami punter Matt Boshier's head. Boshier retreated and kicked the ball soccer-style out of the end zone, which turned out to be brilliant. On third-and-goal from the 6, Jared Campbell got to Hodges just as his arm was going forward, the easy pop fly was intercepted by Miami linebacker Colin McCarthy, and the Hurricanes knew they just dodged a bullet.

Boshier kicked a 46-yard field goal on the ensuing drive, putting Miami up 20-7.

James finished with 65 yards on 17 carries, giving him 2,032 for his career. He's seventh all-time at Miami but still No. 2 in the family; cousin Edgerrin James rushed for 2,960, topped only by Otis Anderson's 3,331.

Score by Quarters	1	2	3	4	Score
Miami (Fla.)	7	3	10	7	27
UCF	0	0	7	0	7

SCORING SUMMARY:

Qtr	Time	Team	Scoring play	Conversion	Plays-Yds	TOP	UM	UCF
1st	01:46	UM	Leonard Hankerson 23 yd pass from J. Harris	(Matt Boshier kick)	8-80	3:44	7	0
2nd	09:47	UM	Matt Boshier 31 yd field goal		9-35	3:55	10	0
3rd	13:18	UM	Javarris James 5 yd run	(Matt Boshier kick)	3-51	0:43	17	0
	09:15	UCF	ROSS, Rocky 8 yd pass from HODGES, Brett	(CATTOL, Nick kick)	9-80	3:59	17	7
	01:56	UM	Matt Boshier 46 yd field goal		8-52	4:15	20	7
4th	10:46	UM	Damien Berry 3 yd run	(Matt Boshier kick)	9-61	4:40	27	7

Attendance: 48453

TEAM STATISTICS

	UM	UCF
FIRST DOWNS	26	11
RUSHES-YARDS (NET)	46-70	24-53
PASSING YDS (NET)	293	176
Passes Att-Comp-Int	27-20-0	31-13-1
TOTAL OFFENSE PLAYS-YARDS	73-363	55-229
Fumble Returns-Yards	0-0	0-0
Punt Returns-Yards	2-19	1-2
Kickoff Returns-Yards	2-26	6-126
Interception Returns-Yards	1-9	0-0
Punts (Number-Avg)	4-33.2	7-35.4
Fumbles-Lost	1-0	1-0
Penalties-Yards	6-32	3-30
Possession Time	37:13	22:47
Third-Down Conversions	6 of 13	6 of 15
Fourth-Down Conversions	0 of 1	0 of 0
Red-Zone Scores-Chances	3-3	1-3
Sacks By: Number-Yards	2-20	6-41

INDIVIDUAL STATISTICS

RUSHING: Miami (Fla.) -Javarris James 17-65; Damien Berry 14-60; Lee Chambers 3-15; Mike James 1-1; Travis Benjamin 2-minus 2; Jacory Harris 7-minus 34; TEAM 2-minus 35. **UCF** -HARVEY, Brynn 12-25; MCDUFFIE, Q. 3-21; GUYTON, A.J. 1-14; NEWSOME, Jamar 2-5; WEAVER, Ronnie 2-5; CALABRESE, Rob 1-1; HODGES, Brett 3-minus 18.

PASSING: Miami (Fla.) -Jacory Harris 20-26-0-293; Graig Cooper 0-1-0-0. **UCF** -HODGES, Brett 12-27-1-163; CALABRESE, Rob 1-4-0-13.

RECEIVING: Miami (Fla.) -LaRon Byrd 5-85; Leonard Hankerson 4-64; Travis Benjamin 4-46; Jimmy Graham 2-42; Thearon Collier 1-28; Tommy Streeter 1-12; Mike James 1-9; Dedrick Epps 1-5; Damien Berry 1-2. **UCF**-NEWSOME, Jamar 3-56; KAY, Ricky 2-28; GIOVANETTI, B. 2-23; ROSS, Rocky 2-12; AIKEN, Kamar 1-35; KELLY, Brendan 1-13; WATTERS, Brian 1-11; HARVEY, Brynn 1-minus 2.



GAME
7



MIAMI
HURRICANES
37

CLEMSON
TIGERS
40

SATURDAY, OCT. 24, 2009 - LAND SHARK STADIUM

Miami Gardens, Fla. (AP) - Kyle Parker threw a 26-yard touchdown pass to Jacoby Ford in overtime, giving Clemson a 40-37 win over No. 8 Miami on Saturday night.

Matt Boshier kicked a 22-yard field goal on Miami's overtime possession, but on third-and-11, Parker's third TD pass of the night gave the Tigers (4-3, 3-2 Atlantic Coast Conference) their first win over a ranked opponent in nine games -- and dealt Miami's ACC hopes a serious blow. C.J. Spiller had a 90-yard kickoff return and a school-record 310 all-purpose yards for Clemson.

Jacory Harris threw for two touchdowns for Miami (5-2, 2-2), but also threw three interceptions.

Since the start of the 1985 season, Miami is 136-2 when scoring 34 or more points.

The Hurricanes could have had fourth-and-goal from inside the Clemson 1 in OT after the Tigers were offside on Boshier's third field goal of the game. But they kept the points on the board, turning it over to the defense.

And Parker--who picked apart the middle of the field all day--found Ford, a South Florida native, for the winning score. Parker finished 25 of 37 for 326 yards.

It was the third meeting of these teams since Miami joined the ACC; all three went to overtime, and all three have been won by the road team.

Score by Quarters	1	2	3	4	OT	Score
Clemson	0	14	10	10	6	40
Miami (Fla.)	0	10	14	10	3	37

SCORING SUMMARY:

Qtr	Time	Team	Scoring play	Conversion	Plays-Yds	TOP	CU	UM
2nd	13:54	UM	Matt Boshier 49 yd field goal		8-33	4:21	0	3
	05:21	CU	Palmer, M 15 yd pass from Parker, K (Jackson, R kick)		11-72	4:12	7	3
	00:57	UM	Damien Berry 23 yd ru/n (Matt Boshier kick)		10-80	4:24	7	10
	00:46	CU	Spiller, C 90 yd kickoff return (Jackson, R kick)				14	10
3rd	10:52	UM	Leonard Hankerson 5 yd pass from J. Harris (Matt Boshier kick)		9-80	4:08	14	17
	05:49	CU	Spiller, C 56 yd pass from Parker, K (Jackson, R kick)		3-73	1:21	21	17
	04:43	UM	Marcus Robinson 53 yd fumble recovery (Matt Boshier kick)				21	24
	00:44	CU	Jackson, R 43 yd field goal		10-48	3:59	24	24
4th	11:42	UM	Matt Boshier 51 yd field goal		8-46	4:02	24	27
	09:40	CU	McDaniel, D 23 yd interception return (Jackson, R kick)				31	27
	09:20	UM	Travis Benjamin 69 yd pass from Jacory Harris (Matt Boshier kick)		1-69	0:20	31	34
	00:05	CU	Jackson, R 30 yd field goal		10-47	3:18	34	34
OT	15:00	UM	Matt Boshier 22 yd field goal		8-0	0:00	34	37
	15:00	CU	Ford, J 26 yd pass from Parker, K		8-0	0:00	40	37

Attendance: 48453

TEAM STATISTICS

	CU	UM
FIRST DOWNS	22	18
RUSHES-YARDS (NET)	34-84	35-177
PASSING YDS (NET)	326	256
Passes Att-Comp-Int	37-25-1	27-17-3
TOTAL OFFENSE PLAYS-YARDS	71-410	62-433
Fumble Returns-Yards	0-0	1-53
Punt Returns-Yards	0-0	1-3
Kickoff Returns-Yards	7-173	3-59
Interception Returns-Yards	3-50	1-0
Punts (Number-Avg)	3-45.3	3-46.3
Fumbles-Lost	3-2	2-1
Penalties-Yards	4-39	11-79
Possession Time	31:44	28:16
Third-Down Conversions	7 of 14	8 of 14
Fourth-Down Conversions	1 of 1	0 of 0
Red-Zone Scores-Chances	3-4	1-1
Sacks By: Number-Yards	3-19	2-38

INDIVIDUAL STATISTICS

RUSHING: Clemson-Spiller, C 14-81; Harper, J 6-19; Ford, J 2-16; Ellington, A 6-12; TEAM 1-minus 2; Parker, K 5-minus 42. **Miami (Fla.)**-Graig Cooper 17-99; Javarris James 6-56; Damien Berry 8-55; Travis Benjamin 1-minus 14; Jacory Harris 3-minus 19.

PASSING: Clemson-Parker, K 25-37-1-326. **Miami (Fla.)**-Jacory Harris 17-27-3-256.

RECEIVING: Clemson-Spiller, C 6-104; Palmer, M 5-74; Allen, D 4-36; Ellington, A 3-25; Ford, J 2-37; Ashe, T 2-26; Harper, J 2-9; Dye, X 1-15. **Miami (Fla.)**-Leonard Hankerson 5-87; Travis Benjamin 3-82; Thearon Collier 3-36; Dedrick Epps 2-27; LaRon Byrd 1-15; Jimmy Graham 1-8; Graig Cooper 1-4; Mike James 1-minus 3.



GAME
8



MIAMI
HURRICANES
28

WAKE FOREST
DEMON DEACONS
27

SATURDAY, OCT. 31, 2009 - BB&T FIELD

Winston-Salem, N.C. (AP) - Jacory Harris threw a 13-yard touchdown pass to Travis Benjamin with 1:08 left, and No. 18 Miami rallied to beat Wake Forest 28-27 on Saturday.

Harris threw for 330 yards and three touchdowns for the Hurricanes (6-2, 3-2 ACC), who trailed 27-14 going into the fourth quarter. Miami took advantage of a muffed punt to score a touchdown, then took its first lead when Harris directed an 82-yard scoring drive in the final minutes that ended with Benjamin's diving catch near the left pylon.

Riley Skinner threw for 349 yards and two touchdowns for the Demon Deacons (4-5, 2-3), but may have sustained a concussion when he took a hard hit on a keeper that ripped off his helmet with about 6 1/2 minutes left. The four-year starter sat out the rest of the game, watching backup Ryan McManus direct Wake Forest's desperate final drive.

Score by Quarters	1	2	3	4	Score
Miami (Fla.)	0	14	0	14	28
Wake Forest	10	10	7	0	27

SCORING SUMMARY:

Qtr	Time	Team	Scoring play	Conversion	Plays-Yds	TOP	UM	WF
1st	09:16	WF	Newman, J 23 yd field goal		9-78	4:10	0	3
	02:23	WF	Bohanon, T 3 yd pass from Skinner, R (Newman, J kick)		8-75	4:02	0	10
2nd	10:36	WF	Skinner, R 7 yd run (Newman, J kick)		10-80	4:55	0	17
	09:08	UM	Aldarius Johnson 35 yd pass from Jacory Harris (Matt Boshier kick)		5-67	1:28	7	17
	00:42	WF	Newman, J 42 yd field goal		8-49	2:30	7	20
	00:03	UM	Damien Berry 3 yd run (Matt Boshier kick)		5-64	0:39	14	20
3rd	05:38	WF	Givens, C 44 yd pass from Skinner, R (Newman, J kick)		9-77	2:29	14	27
4th	11:47	UM	Tervaris Johnson 2 yd pass from Jacory Harris (Matt Boshier kick)		1-2	0:06	21	27
	01:08	UM	Travis Benjamin 13 yd pass from Jacory Harris (Matt Boshier kick)		9-82	1:32	28	27

Attendance: 30011

TEAM STATISTICS


	UM	WF
FIRST DOWNS	19	33
RUSHES-YARDS (NET)	21-26	33-147
PASSING YDS (NET)	330	408
Passes Att-Comp-Int	43-22-1	53-35-1
TOTAL OFFENSE PLAYS-YARDS	64-356	86-555
Fumble Returns-Yards	0-0	0-0
Punt Returns-Yards	0-0	1-12
Kickoff Returns-Yards	4-82	4-84
Interception Returns-Yards	1-5	1-0
Punts (Number-Avg)	9-43.0	4-41.2
Fumbles-Lost	1-0	3-3
Penalties-Yards	7-57	8-60
Possession Time	21:08	38:52
Third-Down Conversions	4 of 14	7 of 16
Fourth-Down Conversions	1 of 1	1 of 1
Red-Zone Scores-Chances	3-3	3-3
Sacks By: Number-Yards	2-9	5-49

INDIVIDUAL STATISTICS

RUSHING: Miami (Fla.) -Graig Cooper 6-27; Damien Berry 7-26; Travis Benjamin 1-10; Mike James 1-7; Jacory Harris 6-minus 44. **Wake Forest**-Adams, J 9-48; Skinner, R 7-43; Pendergrass, B 10-25; McManus, R 3-17; Williams, Marsh 1-7; Bohanon, T 2-4; Brown, D 1-3.

PASSING: Miami (Fla.) -Jacory Harris 22-43-1-330. **Wake Forest** -Skinner, R 29-43-1-349; McManus, R 5-9-0-42; Williams, Marsh 1-1-0-17.


RECEIVING: Miami (Fla.) -Leonard Hankerson 5-97; Thearon Collier 4-78; Travis Benjamin 4-50; Aldarius Johnson 3-74; LaRon Byrd 2-13; Mike James 1-12; Tervaris Johnson 1-2; Graig Cooper 1-2; Jimmy Graham 1-2. **Wake Forest**-Brown, D 12-101; Williams, Marsh 5-81; Adams, J 5-71; Rinfrette, M 4-44; Givens, C 3-60; Ford, C 3-18; Skinner, R 1-17; Pendergrass, B 1-13; Bohanon, T 1-3.



**MIAMI
HURRICANES**

52

**GAME
9**



**VIRGINIA
CAVALIERS**

17

SATURDAY, NOV. 7, 2009 - LAND SHARK STADIUM

MIAMI GARDENS, Fla. (AP) - A defense that couldn't stop anything a week ago was suddenly airtight. An oft-injured running back had the best game of his career. And a punt returner somehow evaded seven would-be tacklers on his way to a touchdown.

For No. 16 Miami, everything worked.

Graig Cooper rushed for a career-best 152 yards and a touchdown, Thearon Collier cut across the field for a remarkable 60-yard punt return touchdown and Miami eased past struggling Virginia 52-17 Saturday--finally avenging a loss that hovered over the Hurricanes for two years.

Jacory Harris finished 18 of 31 for 232 yards with two TDs for the Hurricanes (7-2, 4-2). The 35-point margin of victory was Miami's biggest in an ACC game since beating Duke 52-7 in 2005.

Rashawn Jackson had a 34-yard rushing touchdown for Virginia (3-6, 2-3), which has lost 10 of 13 starting with an overtime defeat to Miami last season, a slide that's placed coach Al Groh's future at his alma mater in doubt.

The Cavaliers were outgained 515-149 and played without starting quarterback Jameel Sewell, who warmed up but was eventually ruled out with a shoulder injury.

Score by Quarters	1	2	3	4	Score
Virginia	10	7	0	0	17
Miami (Fla.)	17	7	14	14	52

SCORING SUMMARY:

Qtr	Time	Team	Scoring play	Conversion	Plays-Yds	TOP	UM	WF
1st	09:08	UM	Matt Boshier 42 yd field goal		9-27	4:17	0	3
	05:26	VA	Robert Randolph 34 yd field goal		4-2	1:12	3	3
	02:54	VA	Rashawn Jackson 34 yd run	(Drew Jarrett kick)	3-45	1:05	10	3
	02:29	UM	Leonard Hankerson 35 yd pass from J.Harris	(Matt Boshier kick)	2-51	0:25	10	10
	01:17	UM	Thearon Collier 60 yd punt return	(Matt Boshier kick)			10	17
2nd	13:10	UM	Jimmy Graham 5 yd pass from Jacory Harris	(Matt Boshier kick)	5-25	1:50	10	24
	02:28	VA	Bill Schautz 20 yd blocked punt return	(Drew Jarrett kick)			17	24
3rd	10:14	UM	Damien Berry 2 yd run	(Matt Boshier kick)	10-79	4:46	17	31
	00:27	UM	Damien Berry 1 yd run	(Matt Boshier kick)	15-80	6:15	17	38
4th	11:33	UM	Graig Cooper 3 yd run	(Matt Boshier kick)	5-90	2:28	17	45
	03:34	UM	Kendal Thompkins 15 yd pass from A.J. Highsmith	(Matt Boshier kick)	4-20	1:28	17	52

Attendance: 48350

TEAM STATISTICS	UVA	UM
FIRST DOWNS	10	27
RUSHES-YARDS (NET)	24-74	49-268
PASSING YDS (NET)	75	247
Passes Att-Comp-Int	29-11-1	34-19-1
TOTAL OFFENSE PLAYS-YARDS	53-149	83-515
Fumble Returns-Yards	0-0	0-0
Punt Returns-Yards	1-35	2-57
Kickoff Returns-Yards	6-107	4-57
Interception Returns-Yards	1-49	1-2
Punts (Number-Avg)	9-35.1	2-6.0
Fumbles-Lost	0-0	0-0
Penalties-Yards	4-48	8-50
Possession Time	24:00	36:00
Third-Down Conversions	2 of 12	8 of 14
Fourth-Down Conversions	0 of 0	1 of 3
Red-Zone Scores-Chances	1-1	6-6
Sacks By: Number-Yards	2-25	2-27

INDIVIDUAL STATISTICS

RUSHING: Virginia-Rashawn Jackson 8-77; Mikell Simpson 7-14; Torrey Mack 4-12; Marc Verica 5-minus 29. Miami (Fla.)-Graig Cooper 18-152; Lee Chambers 10-67; Damien Berry 12-53; Mike James 4-18; Javarris James 1-3; Jacory Harris 4-minus 25.

PASSING: Virginia - Marc Verica 11-29-1-75. Miami (Fla.) -Jacory Harris 18-31-1-232; A.J. Highsmith 1-3-0-15.

RECEIVING: Virginia-Rashawn Jackson 3-3; Tim Smith 2-12; Mikell Simpson 2-6; Torrey Mack 1-16; Jared Green 1-15; Dontrelle Inman 1-13; Colter Phillips 1-10. Miami (Fla.)-LaRon Byrd 3-56; Leonard Hankerson 2-40; Tervaris Johnson 2-26; Dedrick Epps 2-24; Mike James 2-16; Travis Benjamin 1-16; Aldarius Johnson 1-16; Kendal Thompkins 1-15; Damien Berry 1-11; Javarris James 1-8; Lee Chambers 1-8; Graig Cooper 1-6; Jimmy Graham 1-5.

Miami (FL) (7 - 2 - 0)

Thru: 11/07/2009 - Week 10

SCHEDULE AND RESULTS

7-2-0 W-2

Atlantic Coast Conference Record: 4-2-0

Mon 09/07/2009	@ Florida St. *	38 - 34	W
Thu 09/17/2009	GEORGIA TECH *	33 - 17	W
Sat 09/26/2009	@ Virginia Tech	7 - 31	L
Sat 10/03/2009	OKLAHOMA	21 - 20	W
Sat 10/10/2009	FLORIDA A&M	48 - 16	W
Sat 10/17/2009	@ UCF *	27 - 7	W
Sat 10/24/2009	CLEMSON	37 - 40	L OT
Sat 10/31/2009	@ Wake Forest	28 - 27	W
Sat 11/07/2009	VIRGINIA	52 - 17	W
Sat 11/14/2009	@ North Carolina		
Sat 11/21/2009	DUKE		
Sat 11/28/2009	@ South Fla.		

HOME GAME IN CAPS * Night Game ^ Neutral Site
OT Overtime Game

TEAM RANKINGS

120 teams ranked in Football Bowl Subdivision
12 teams ranked in the Atlantic Coast Conference

Category	National Rank	Actual	National Leader	Actual	Conf Rank	Atlantic Coast Conference Leader	Actual
Rushing Offense	75	136.56	Nevada	319.13	6	Georgia Tech	314.90
Passing Offense	28	265.44	Houston	433.67	5	Florida St.	302.33
Total Offense	46	402.00	Houston	577.89	4	Georgia Tech	442.70
Scoring Offense	21	32.33	Houston	42.11	3	Georgia Tech	34.70
Rushing Defense	45	122.89	Texas	55.33	4	North Carolina	91.67
Pass Efficiency Defense	46	120.41	Florida	85.86	7	Virginia Tech	96.27
Total Defense	30	327.56	Texas	230.78	5	North Carolina	249.44
Scoring Defense	52	23.22	Florida	10.11	5	North Carolina	15.33
Net Punting	80	34.62	Georgia	43.95	9	Boston College	36.79
Punt Returns	54	9.80	Arizona	19.00	7	Georgia Tech	15.20
Kickoff Returns	43	23.03	Stanford	32.06	3	Clemson	25.81
Turnover Margin	T-61	.00	Rutgers	2.25	7	Georgia Tech	.60
Pass Defense	42	204.67	Air Force	127.20	7	North Carolina	157.78
Passing Efficiency	15	150.16	Cincinnati	171.84	2	Georgia Tech	150.86
Sacks	T-55	2.00	Pittsburgh	4.33	6	Clemson	2.67
Tackles For Loss	12	7.56	Cincinnati	8.89	2	North Carolina	8.56
Sacks Allowed	105	2.89	Oklahoma St.	.44	11	Georgia Tech	.70

T=tied at this ranking

PLAYER RANKINGS

Player must have played in 75% of team's games
Summary of the top 100 national leaders and top 25 conference leaders
15 categories ranked

Category	Player	National Rank	Actual	National Leader	Actual	Conf Rank	Atlantic Coast Conference Leader	Actual
Rushing	Graig Cooper	91	59.75	Mathews (Fresno St.)	162.11	8	Williams (Virginia Tech)	123.22
	Javarris James		52.62			10		
	Damien Berry		39.56			15		
Passing Efficiency (Min. 15 Att./Game)	Jacory Harris	14	149.67	Moore (Boise St.)	169.35	1	Harris (Miami (FL))	149.67
Total Offense	Jacory Harris	40	238.44	Keenum (Houston)	434.44	5	Ponder (Florida St.)	321.78
	Graig Cooper		59.75			19		
	Javarris James		52.62			21		
Receptions Per Game	Leonard Hankerson		3.00	Barnes (Bowling Green)	11.89	T-21	Vernon (Duke)	5.12
Receiving Yards Per Game	Leonard Hankerson	96	57.44	Barnes (Bowling Green)	130.67	10	Thomas (Georgia Tech)	86.10
	Travis Benjamin		47.56			T-18		
	DeMarcus Van Dyke		.12	Moore (UCLA)	.89	T-22	McDaniel (Clemson)	.89
Punting (Min. 3.6 Punts/Game)	Matt Boshier	36	42.29	Butler (Georgia)	49.25	2	Bowden (Virginia Tech)	44.18
Punt Returns (Min. 1.2 Ret./Game)				Brown (Central Mich.)	18.47		Tarrant (Georgia Tech)	15.20
Kickoff Returns (Min. 1.2 Ret./Game)	Graig Cooper	33	26.22	Roberts (Virginia Tech)	38.64	4	Roberts (Virginia Tech)	38.64
	Mike James	90	22.08			11		
	Matt Boshier	T-51	1.11	Tiffin (Alabama)	2.56	9	Jackson (Clemson)	1.89
Scoring	Matt Boshier	T-51	7.44	Dobbs (Navy)	11.33	6	Harris (Boston College)	9.33
	Damien Berry		4.00			T-22		
All-Purpose Runners	Graig Cooper	46	127.75	Johnson (Tulsa)	209.00	4	Smith (Maryland)	200.67
Sacks	Allen Bailey	T-23	.78	Miller (Texas A&M)	1.72	T-3	Morgan (Georgia Tech)	1.15
	Marcus Robinson		.44			T-11		
	Colin McCarthy		7.11	Messina (New Mexico)	14.11	9	Wujciak (Maryland)	11.33
Tackles	Darryl Sharpton		6.44			16		
	Allen Bailey	T-46	1.17	McNary (Army)	2.11	3	Quinn (North Carolina)	1.72
	Colin McCarthy		.83			T-13		
Tackles For Loss	Sean Spence		.79			17		
	Marcus Robinson		.67			T-25		

T=tied at this ranking