



**2012-13**  
**Men's Basketball Almanac**  
**University of Miami**



# U BASKETBALL™

## 2012-13 SCHEDULE

DATE	OPPONENT	TV	TIME
11/2	St. Leo (Exhibition)		7 p.m.
11/9	Stetson	ESPN3	5:30 p.m.
11/13	at Florida Gulf Coast		7 p.m.
11/16	Jacksonville	RSN	7 p.m.
11/24	Detroit	ESPN3	2 p.m.
11/28	Michigan State !	ESPN	7:30 p.m.

12/1	at UMass	CBS SN	2 p.m.
12/14	Charlotte	RSN	7 p.m.
12/18	at UCF	CBS SN	8 p.m.
<b>Diamond Head Classic</b>			
12/22	vs. Hawaii	ESPNU	TBA
12/23	vs. Arizona/East Tennessee St.		TBA
12/25	vs. SDSU/Ole Miss/USF/ISU		TBA

1/2	La Salle	RSN	9 p.m.
1/5	at Georgia Tech*	ACCN/ESPN3	2:30 p.m.
1/10	at North Carolina*	ESPN/ESPN2	7 p.m.
1/13	Maryland*	ESPNU	8 p.m.
1/16	at Boston College*	RSN/ESPN3	7 p.m.
1/23	Duke*	ESPN	7 p.m.
1/27	Florida State*	ESPNU	6 p.m.
1/30	at Virginia Tech*	RSN/ESPN3	9 p.m.

2/2	at NC State*	CBS	4 p.m.
2/5	Boston College*	RSN/ESPN3	7 p.m.
2/9	North Carolina*	ESPN/ESPN2	2 p.m.
2/13	at Florida State*	ESPN/ESPN2	7 p.m.
2/17	at Clemson*	ESPNU	6 p.m.
2/19	Virginia*	ESPNU	9 p.m.
2/23	at Wake Forest*	RSN/ESPN3	1 p.m.
2/27	Virginia Tech*	RSN/ESPN3	7 p.m.

3/2	at Duke*	ESPN	6 p.m.
3/6	Georgia Tech*	ACCN/ESPN3	9 p.m.
3/9	Clemson*	ACCN/ESPN3	2:30 p.m.
3/14-17	ACC Championship, Greensboro, N.C.		

All home games are played at the BankUnited Center  
Game times are subject to change

\* ACC game ! Big Ten/ACC Challenge  
All games can be heard on WQAM 560 and Canes All-Access on HurricaneSports.com

## 2012-13 ROSTER

#	Name	Yr.	Pos.	Ht.	Wt.
0	Shane Larkin	Fr.	G	5-11	176
	Orlando, Fla. / Dr. Phillips				
1	Durand Scott	Sr.	G	6-5	203
	The Bronx, N.Y.   Rice				
2	Bishop Daniels	RFr.	G	6-3	176
	Raleigh, N.C.   Word of God Christian Academy				
3	Steve Sorenson	Fr.	G	6-0	151
	Dallas, Texas   Mark's School of Texas				
4	Trey McKinney Jones	Sr.	G	6-5	220
	Milwaukee, Wis.   South Milwaukee   UMKC				
10	Raphael Akpejori	Jr.	F	6-10	236
	Lagos, Nigeria   Sunrise Christian Academy (Kan.)				
12	Justin Heller	Jr.	G	6-2	180
	Boca Raton, Fla.   West Boca Raton Community				
15	Rion Brown	Jr.	G	6-6	200
	Hinesville, Ga.   Liberty County				
21	Erik Swoope	Jr.	F	6-6	233
	Lake Elsinore, Calif.   Harvard-Westlake				
23	Tonye Jekiri	Fr.	C	7-0	227
	Hialeah, Fla.   Champagnat Catholic School				
25	Garrius Adams	Sr.	G	6-6	195
	Apex, N.C.   Middle Creek				
35	Kenny Kadji	Jr.	F/C	6-11	242
	Douala, Cameroon   Pendleton   IMG Academy   Florida				
42	Reggie Johnson	Sr.	C	6-10	292
	Winston-Salem, N.C.   Winston-Salem Prep				
45	Julian Gamble	Sr.	F/C	6-10	250
	Durham, N.C.   Southern Durham				

Head Coach: Jim Larranaga

Assistants: Eric Konkol, Michael Huger, Chris Caputo

## MIAMI DIGITAL GUIDE

Miami is not printing media guides this season.

Instead, find the online version at the link below:

<http://mbbguide.theusports.com/mbbguide1213/pc/>

## 2011-12 RESULTS

DATE	OPPONENT	W/L	SCORE
11/3	Florida Southern (ex.)	W	88-78
11/11	Tennessee Tech	W	69-58
11/15	Rutgers	W	72-57
11/19	North Florida	W	75-62
11/22	Florida Gulf Coast	W	60-50
11/25	at Ole Miss	L OT	64-61
11/29	at Purdue !	L	76-65
12/3	Massachusetts	W	83-75
12/6	No. 21/20 Memphis	L	71-54
12/10	at West Virginia	L	77-66
12/17	vs. FAU +	W, 2OT	93-90
12/22	at Charlotte	W	76-61
12/30	Appalachian State	W	84-54
1/2	UNC Greensboro	W	99-89
1/7	at No. 21/23 Virginia *	L	52-51
1/10	at No. 3/3 UNC *	L	73-56
1/18	Clemson *	W	73-70
1/22	NC State *	L	78-73
1/24	at Georgia Tech *	W	64-49
1/29	at Boston College *	W	76-54
2/1	Maryland *	W 2OT	90-86
2/5	at No. 7/5 Duke * W OT		78-74
2/9	Virginia Tech	W	65-49
2/11	at No. 15/17 FSU*	L	64-59
2/15	No. 8/7 UNC	L	73-64
2/18	Wake Forest *	W	74-56
2/21	at Maryland *	L	75-70
2/26	No. 15/16 FSU *	W	78-62
2/29	at NC State *	L	77-73
3/3	Boston College	W	77-56

### ACC Tournament - Philips Arena

3/8	Georgia Tech	W	54-36
3/9	No. 17/17 FSU	L	71-82

### National Invitation Tournament

3/14	Valparaiso	W	66-50
3/19	Minnesota	L	60-78

+MetroPCS Orange Bowl Basketball Classic

! Big Ten/ACC Challenge

\* ACC game

# Quick Facts

THE UNIVERSITY	
<b>Name of School</b>	University of Miami
<b>City, State, Zip</b>	Coral Gables, FL, 33146
<b>Founded</b>	1925
<b>Enrollment</b>	15,524
<b>Nickname</b>	Hurricanes
<b>School Colors</b>	Orange (1665), Green (3435) & White
<b>Mascot</b>	Sebastian the Ibis
<b>Arena</b>	BankUnited Center
<b>Capacity</b>	7,200
<b>Affiliation</b>	NCAA Division I
<b>Conference</b>	Atlantic Coast
<b>President</b>	Dr. Donna E. Shalala
<b>Ticket Office</b>	1-800-GO-CANES
<b>Athletics Website</b>	HurricaneSports.com

## PROGRAM HISTORY

<b>First Year of Basketball</b>	1926
<b>All-Time Record</b>	892-683
<b>NCAA Appearances</b>	6
	1960, 1998, 1999, 2000, 2002, 2008
<b>Last NCAA Postseason Opponent</b>	Texas
	Result: L, 75-72 (second round)
<b>NIT Appearances</b>	11
	1961, '63, '64, '95, '97, '01, '05, '06, '09, '11, '12
<b>Last NIT Opponent</b>	Minnesota
	Result: L, 78-60 (second round)

## TEAM INFORMATION

<b>2011-12 Overall Record</b>	20-13
<b>Home/Away/Neutral</b>	14-4/5-8/1-1
<b>2011-12 ACC Record</b>	9-7
<b>2011-12 ACC Finish</b>	T-4
<b>Starters Returning / Lost</b>	4/1
<b>Lettermen Returning / Lost</b>	10/2

## COACHING STAFF

<b>Head Coach</b>	Jim Larranaga
Alma Mater	Providence, '71
Overall Record (Yrs.)	490-347 (28)
Record at UM (Yrs.)	21-15 (1)
<b>Assistant Coach</b>	Eric Konkol
Alma Mater	Wisconsin-Eau Claire, '00
<b>Assistant Coach</b>	Michael Huger
Alma Mater	Bowling Green, '94
<b>Assistant Coach</b>	Chris Caputo
Alma Mater	Westfield (Mass.) State, '02
<b>Director of Operations</b>	Mike Summey
<b>Strength &amp; Conditioning Coach</b>	Jim Krumpas
<b>Associate Athletic Trainer</b>	Wes Brown
<b>Assoc. Dir. of Operations/Video</b>	Jaime Vathielil

## ATHLETICS COMMUNICATIONS

Assistant Director of Communications / MBB	
Amy Woodruff	A.Woodruff@Miami.edu
Office	(305) 284-3241
Cell	(813) 410-1194

## SOCIAL MEDIA

<b>Twitter</b>	@CanesHoops   @HurricaneSports
<b>Facebook</b>	/MiamiBasketball   /MiamiHurricanes

• In 2012-13, Coach Jim Larranaga and his staff will begin their second year at the helm in Coral Gables. Having posted a 20-13 record and an appearance in the NIT (second round) in his first campaign, Larranaga was the first Canes coach to open his UM career with 20 wins. Miami finished the season tied for fourth in the conference (a program-best) and registered Miami's first winning record in the ACC (9-7).

• Miami returns nine scholarship players from the 2011-12 roster. Those nine players accounted for 80 percent of the Canes scoring, 86 percent of rebounds, 82 percent of assists, 91 percent of blocks, 83 percent of steals, 81 percent of field goals made and 72 percent of 3-pointers made.

• The 2012-13 Miami basketball team boasts six seniors, four juniors, one sophomore and two freshmen.

• Six of the top seven scorers, and eight of the top nine rebounders, from the 2011-12 NIT team return for the 2012-13 campaign.

• UM returns all three players who earned conference recognition a year ago. Kenny Kadji was selected to the All-ACC Third Team, Durand Scott was voted an honorable mention performer and Shane Larkin earned a spot on the ACC All-Freshman Team.

• Senior and honorable mention All-ACC player Durand Scott (6-5, 202) ranked fifth in the ACC in assist to turnover ratio, sixth in minutes played, seventh in assists, 10th in free throw percentage and 14th in scoring. He led the team with 12.9 points per game, 33.2 minutes per outing and 93 assists (3.1 apg), and was second with 5.4 rebounds per night. His conference accolades include: 2011-12 All-ACC honorable mention, 2010 ACC All-Rookie Team, 2010 ACC All-Tournament first team and in 2010 was a four-time ACC Rookie of the Week.

• Senior, and third team All-ACC player, Kenny Kadji (6-11, 251) ranked sixth in the ACC in blocked shots and 18th in scoring last season. He averaged 11.7 points, 5.3 rebounds and 1.6 blocks per game, leading the team with 14.8 ppg in ACC play. He was only one of seven players in the ACC to score 30+ points in a game last season and recorded four double-doubles, with a pair in ACC play. In December he scored a then-season-high 21 points against FAU to earn 2011 Orange Bowl Classic Game MVP honors.

• Senior Reggie Johnson (6-10, 284) averaged 10.0 points, 7.2 rebounds, 1.6 assists and 1.0 blocks in 23 games last season after recovering from knee surgery during the first nine games. Johnson earned ACC Player of the Week honors on Feb. 6, 2012 after a 27-point, 12-rebound performance in UM's first win at Cameron Indoor Stadium against Duke. He was a 2011 All-ACC honorable mention player and was on the 2010 ACC All-Tournament second team.

• The Canes welcome freshman Tonye Jekiri (C, 6-11, 220) from Hialeah, Fla., to the 2012-13 squad. He joins redshirt freshman Bishop Daniels (G, 6-3, 175) from Raleigh, N.C., in the rookie class.

## Returning Numbers

2011-12	Per Game	Pct.
Points	56.4	.798
Rebounds	27.1	.856
Assists	9.7	.926
Starts	132 of 165	.800

## Team Statistics

Category	ACC	NCAA	
Scoring Offense	70.7	4	104
Scoring Defense	66.1	6	143
FG Percentage	431	7	189
FT Percentage	721	4	75
3-Pt FG Pct%	350	5	130
3-Pt FG PG	7.6	2	57
FG Pct. Defense	421	7	124
Steals	6.4	6	178
Blocked Shots	3.6	9	135
Rebound Margin	-0.2	9	190
Turnover Margin	+1.6	2	77

## 2011-12 Honors

<b>All-ACC</b>	
Kenny Kadji	3rd Team
<b>All-ACC Freshmen Team</b>	
Shane Larkin	1st Team
<b>ACC Player of the Week</b>	
Reggie Johnson	Feb. 6, 2012
<b>ACC Rookie of the Week</b>	
Shane Larkin	Dec. 5, 2011

## 2012-13 HURRICANES

Returning Starters	Year	Pos.	PPG	RPG
Reggie Johnson	Sr.	C	10.0	7.2
Kenny Kadji	Sr.	F/C	11.7	5.3
Shane Larkin	So.	G	7.4	apg-2.5
Durand Scott	Sr.	G	12.9	5.4

## Key Returnees

Garrius Adams	Sr.	G	4.5	2.1
Raphael Akpejori	Jr.	F	1.6	1.5
Rion Brown	Jr.	G	7.2	2.8
Julian Gamble	Sr.	F/C	4.0*	3.4*
Trey McKinney Jones	Sr.	G	7.0	3.5
Erik Swoope	Jr.	F	2.3	1.7

\* 2010-11 stats

## Key Losses

Malcolm Grant	Grad	G	10.8	2.1
DeQuan Jones	Grad	F	5.9	3.6
<b>Newcomers</b>			Ht.	Wt.
Bishop Daniels	RFr.	G	6-3	175
Tonye Jekiri	Fr.	C	6-11	220

# Numerical and Alphabetical Rosters

## NUMERICAL ROSTER

No.	Name	Pos	Ht	Wt	Cl	Hometown (High School/Last School)
0	Shane Larkin	G	5-11	176	So.	Orlando, Fla. / Dr. Phillips
1	Durand Scott	G	6-5	203	Sr.	The Bronx, N.Y. / Rice
2	Bishop Daniels	G	6-3	176	R-Fr.	Raleigh, N.C. / Word of God Christian Academy
3	Steve Sorenson	G	6-0	151	Fr.	Dallas, Texas / Mark's School of Texas
4	Trey McKinney Jones	G	6-5	220	Sr.	Milwaukee, Wis. / South Milwaukee / UMKC
10	Raphael Akpejori	F	6-10	236	Jr.	Lagos, Nigeria / Sunrise Christian Academy (Kan.)
12	Justin Heller	G	6-2	180	Jr.	Boca Raton, Fla. / West Boca Raton Community
15	Rion Brown	G	6-6	200	Jr.	Hinesville, Ga. / Liberty County
21	Erik Swoope	F	6-6	233	Jr.	Lake Elsinore, Calif. / Harvard-Westlake
23	Tonye Jekiri	C	7-0	227	Fr.	Hialeah, Fla. / Champagnat Catholic School
25	Garrius Adams	G	6-6	195	Sr.	Apex, N.C. / Middle Creek
35	Kenny Kadji	F/C	6-11	242	Sr.	Douala, Cameroon / Pendleton / IMG Academy / Florida
42	Reggie Johnson	C	6-10	292	Sr.	Winston-Salem, N.C. / Winston-Salem Prep
45	Julian Gamble	F/C	6-10	250	Sr.	Durham, N.C. / Southern Durham

## ALPHABETICAL ROSTER

No.	Name	Pos	Ht	Wt	Cl	Hometown (High School/Last School)
25	Garrius Adams	G	6-6	195	Sr.	Apex, N.C. / Middle Creek
10	Raphael Akpejori	F	6-10	236	Jr.	Lagos, Nigeria / Sunrise Christian Academy (Kan.)
15	Rion Brown	G	6-6	200	Jr.	Hinesville, Ga. / Liberty County
2	Bishop Daniels	G	6-3	176	R-Fr.	Raleigh, N.C. / Word of God Christian Academy
45	Julian Gamble	F/C	6-10	250	Sr.	Durham, N.C. / Southern Durham
12	Justin Heller	G	6-2	180	Jr.	Boca Raton, Fla. / West Boca Raton Community
23	Tonye Jekiri	C	7-0	227	Fr.	Hialeah, Fla. / Champagnat Catholic School
42	Reggie Johnson	C	6-10	292	Sr.	Winston-Salem, N.C. / Winston-Salem Prep
35	Kenny Kadji	F/C	6-11	242	Sr.	Douala, Cameroon / Pendleton / IMG Academy / Florida
0	Shane Larkin	G	5-11	176	So.	Orlando, Fla. / Dr. Phillips
4	Trey McKinney Jones	G	6-5	220	Sr.	Milwaukee, Wis. / South Milwaukee / UMKC
1	Durand Scott	G	6-5	203	Sr.	The Bronx, N.Y. / Rice
3	Steve Sorenson	G	6-0	151	Fr.	Dallas, Texas / Mark's School of Texas
21	Erik Swoope	F	6-6	233	Jr.	Lake Elsinore, Calif. / Harvard-Westlake

**Head Coach:** Jim Larranaga (Providence '71, 1st season)

**Assistant Coaches:** Eric Konkol (Wisconsin-Eau Claire '00), Michael Huger (Bowling Green '94), Chris Caputo (Westfield State '02)

**Director of Operations:** Mike Summey

**Strength & Conditioning Coach:** Jim Krumpos

**Associate Athletic Trainer:** Wes Brown

**Assoc. Director of Operations/Video:** Jaime Vathielil

### PRONUNCIATION GUIDE

25	Garrius	GARY-us
10	Akpejori	AHK-peh-jour-ee
15	Rion	Ryan
23	Tonye	Tahn-yay
	Jekiri	Jah-kEEr-EE
35	Kadji	KAHD-gee
1	Durand	dur-RAND
21	Swoope	Swope

### Coaches

Larranaga	LARE-uh-NAY-guh
Huger	HUE-gur
Caputo	Ca-poo-toe
Summey	Some-EE

# Class Breakdowns

## RETURNERS

25	Garrius Adams	G	6-6	195	Sr.	Apex, N.C. / Middle Creek
10	Raphael Akpejori	F	6-10	236	Jr.	Lagos, Nigeria / Sunrise Christian Academy (Kan.)
15	Rion Brown	G	6-6	200	Jr.	Hinesville, Ga. / Liberty County
45	Julian Gamble	F/C	6-10	250	Sr.	Durham, N.C. / Southern Durham
12	Justin Heller	G	6-2	180	Jr.	Boca Raton, Fla. / West Boca Raton Community
42	Reggie Johnson	C	6-10	292	Sr.	Winston-Salem, N.C. / Winston-Salem Prep
35	Kenny Kadji	F/C	6-11	242	Sr.	Douala, Cameroon / Pendleton / IMG Academy / Florida
0	Shane Larkin	G	5-11	176	So.	Orlando, Fla. / Dr. Phillips
4	Trey McKinney Jones	G	6-5	220	Sr.	Milwaukee, Wis. / South Milwaukee / UMKC
1	Durand Scott	G	6-5	203	Sr.	The Bronx, N.Y. / Rice
21	Erik Swoope	F	6-6	233	Jr.	Lake Elsinore, Calif. / Harvard-Westlake

## NEWCOMERS

2	Bishop Daniels	G	6-3	176	R-Fr.	Raleigh, N.C. / Word of God Christian Academy
23	Tonye Jekiri	C	7-0	227	Fr.	Hialeah, Fla. / Champagnat Catholic School
3	Steve Sorenson	G	6-0	151	Fr.	Dallas, Texas / Mark's School of Texas

## BY CLASS

25	Garrius Adams	G	6-6	195	Sr.	Apex, N.C. / Middle Creek
45	Julian Gamble	F/C	6-10	250	Sr.	Durham, N.C. / Southern Durham
42	Reggie Johnson	C	6-10	292	Sr.	Winston-Salem, N.C. / Winston-Salem Prep
35	Kenny Kadji	F/C	6-11	242	Sr.	Douala, Cameroon / Pendleton / IMG Academy / Florida
4	Trey McKinney Jones	G	6-5	220	Sr.	Milwaukee, Wis. / South Milwaukee / UMKC
1	Durand Scott	G	6-5	203	Sr.	The Bronx, N.Y. / Rice
10	Raphael Akpejori	F	6-10	236	Jr.	Lagos, Nigeria / Sunrise Christian Academy (Kan.)
15	Rion Brown	G	6-6	200	Jr.	Hinesville, Ga. / Liberty County
12	Justin Heller	G	6-2	180	Jr.	Boca Raton, Fla. / West Boca Raton Community
21	Erik Swoope	F	6-6	233	Jr.	Lake Elsinore, Calif. / Harvard-Westlake
0	Shane Larkin	G	5-11	176	So.	Orlando, Fla. / Dr. Phillips
2	Bishop Daniels	G	6-3	176	R-Fr.	Raleigh, N.C. / Word of God Christian Academy
23	Tonye Jekiri	C	7-0	227	Fr.	Hialeah, Fla. / Champagnat Catholic School
3	Steve Sorenson	G	6-0	151	Fr.	Dallas, Texas / Mark's School of Texas

## BY STATE / COUNTRY

### United States

21	Erik Swoope	F	6-6	233	Jr.	Lake Elsinore, Calif. / Harvard-Westlake
12	Justin Heller	G	6-2	180	Jr.	Boca Raton, Fla. / West Boca Raton Community
23	Tonye Jekiri	C	7-0	227	Fr.	Hialeah, Fla. / Champagnat Catholic School
0	Shane Larkin	G	5-11	176	So.	Orlando, Fla. / Dr. Phillips
15	Rion Brown	G	6-6	200	Jr.	Hinesville, Ga. / Liberty County
1	Durand Scott	G	6-5	203	Sr.	The Bronx, N.Y. / Rice
25	Garrius Adams	G	6-6	195	Sr.	Apex, N.C. / Middle Creek
45	Julian Gamble	F/C	6-10	250	Sr.	Durham, N.C. / Southern Durham
2	Bishop Daniels	G	6-3	176	R-Fr.	Raleigh, N.C. / Word of God Christian Academy
42	Reggie Johnson	C	6-10	292	Sr.	Winston-Salem, N.C. / Winston-Salem Prep
3	Steve Sorenson	G	6-0	151	Fr.	Dallas, Texas / Mark's School of Texas
4	Trey McKinney Jones	G	6-5	220	Sr.	Milwaukee, Wis. / South Milwaukee / UMKC

### Africa

35	Kenny Kadji	F/C	6-11	242	Sr.	Douala, Cameroon / Pendleton / IMG Academy / Florida
10	Raphael Akpejori	F	6-10	236	Jr.	Lagos, Nigeria / Sunrise Christian Academy (Kan.)

# **Coaches & Staff**

## **2012-13**





# HEAD COACH JIM LARRANAGA

Second Season | Providence, 1971

Hometown: The Bronx, N.Y. | Head Coach: American International, 1977-79 | Bowling Green, 1986-97 | George Mason, 1997-2011 | Miami, 2011-present

## LARRANAGA'S CAREER

### Head Coach

2011-pres. University of Miami  
1997-2011 George Mason University  
1986-97 Bowling Green State University  
1977-79 American International College

### Assistant

1979-86 University of Virginia  
1971-76 Davidson College

### Player / Coach

1977 Geronemo Basketball Club (Belgium)

## EDUCATION

Providence College, 1971  
B.A. Economics  
Archbishop Malloy High School, 1967

## NCAA APPEARANCES

1999 - George Mason  
2001 - George Mason  
2006 - George Mason (Final Four)  
2008 - George Mason  
2011 - George Mason

## NIT APPEARANCES

1990 - Bowling Green  
1991 - Bowling Green  
1997 - Bowling Green  
2002 - George Mason  
2004 - George Mason  
2009 - George Mason  
2012 - Miami

## PLAYING CAREER

Geronemo Basketball Club (Belgium) 1976-77  
Providence College, 1967-71  
Archbishop Molloy, 1963-67

## MISCELLANEOUS

Clair Bee Coach of the Year, 2006  
CAA Coach of the Year, 2011  
CAA Coach of the Year, 1999

## PERSONAL

Hometown: Bronx, N.Y.  
Born: Oct. 2, 1949  
Wife: Liz  
Sons: Jay and Jon

Jim Larranaga was named the 12th head coach of the University of Miami men's basketball program on April 22, 2011.

Larranaga came to Miami after serving as the head coach at George Mason for 14 seasons. He guided that program to five NCAA Tournament appearances (1999, 2001, 2006, 2008, 2011) - including an unprecedented run to the 2006 Final Four that captured the nation's attention, defeating Michigan State, North Carolina, Wichita State and UConn along the way. Following that run, he was selected the 2006 Clair Bee Coach of the Year.

In year one at The U, the Canes posted a 20-13 record, making Larranaga the first Miami head coach to record 20 wins in his inaugural season in Coral Gables. Under the new coaching staff, UM won nine games in conference play, the first time Miami has posted a winning record in ACC play since joining the conference for the 2004-05 season. The Canes ended the season tied for fourth in the ACC, another program-best accomplishment.

On Feb. 5, 2012, Coach L & Co. did what no other hoops coach at Miami had done when he took the Canes into Cameron Indoor Stadium and defeated No. 7/5 Duke. The Canes downed the Blue Devils 78-74 in overtime that afternoon, led by 27 points and 12 rebounds from Reggie Johnson, and received votes in the next AP Poll for the first time since 2010. Gaining momentum, Miami then beat No. 15/16 Florida State at home in front of a packed house, UM's first win over FSU since 2009. Teetering on the edge of The Dance bubble, the Canes went 1-1 in the ACC Tournament and ended up in the NIT, defeating Valparaiso, but falling to Minnesota, the eventual NIT Championship runner-up.

Three players earned postseason recognition under Larranaga's watch, as Kenny Kadji was selected to the All-ACC third team, Durand Scott was voted an honorable mention performer and Shane Larkin earned a spot on the ACC All-Freshman Team.

Larranaga built the GMU Patriots' program into a perennial contender in the highly-regarded Colonial Athletic Association, winning more games than any other coach in program and conference history (273) en route to three conference titles (1999, 2001, 2008).

A two-time CAA Coach of the Year honoree, Larranaga earned the accolade in 2011, leading the Patriots to a 27-7 overall record and 16-2 conference mark en route to the CAA regular-season title and their fifth NCAA Tournament appearance under his leadership. Seeded a program-best eighth in the NCAA Tournament, George Mason rallied from a double-digit deficit to defeat ninth-seeded Villanova, 61-57, before falling to overall No. 1 seed Ohio State in the third round.

Larranaga's teams are known for their offensive efficiency and a frenetic defense dubbed the "Scramble." In Coach L's last season, his Patriots - who were ranked 24th in the final RPI - finished the season 11th in the nation in three-point field goal percentage (39.5), 18th in scoring margin (10.3), 22nd in turnovers (11.1), 26th in assist-to-turnover ratio (1.28) and 37th in scoring defense (62.5). During its 16-game win streak - which catapulted Mason to No. 25 in the ESPN/USA TODAY Coaches Poll on Feb. 28 - all but four victories came by a double-digit margin. That streak included the 71-51 win at VCU on Feb. 15, with Mason

holding the Rams to a season-low offensive output. He became Mason's all-time leader in men's basketball victories with his 131st win on January 22, 2005, with the 77-58 decision at James Madison. He became the CAA's all-time leader in wins on February 4, 2006, when the Patriots defeated UNC Wilmington. His Mason teams went 182-89 in CAA play.

In 2006, Larranaga became the first coach at a mid-major school to take his team to the Final Four in 27 years and earned an at-large berth for a CAA team for the first time in 20 years. Along the way, he led Mason to a school record in wins, the school's first national ranking, George Mason's first appearance in the Top 10 and the school's first wins over Top 10 teams.

## WINNINGEST ACTIVE

### D- I HEAD COACHES

Name	Wins
1. Mike Krzyzewski	927
2. Jim Boheim	890
3. Bob Huggins	710
4. Roy Williams	675
5. Jerry Slocum	655
6. Bo Ryan	651
7. Rick Byrd	637
8. Mike Montgomery	635
9. Cliff Ellis	633
10. Rick Pitino	629
11. Larry Hunter	616
12. Ben Braun	603
13. John Beilein	567
14. Stew Morrill	563
15. Rick Barnes	544
16. Dave Bike	519
17. John Calipari	505
18. Lon Kruger	494
19. Tubby Smith	490
20. <b>Jim Larranaga</b>	<b>490</b>
21. Don Maestri	490
22. Greg Kampe	488
23. Bill Self	476
24. Bob Thomason	467
25. Tony Shaver	461

## LARRANAGA'S CAREER RECORDS

School	Years	Overall	Conference
American International	1977-1979	27-26	none
Bowling Green	1986-1997	170-144	101-85
George Mason	1997-2011	273-164	165-79
Miami	2011-pres.	20-13	9-7
<b>Overall</b>	<b>28</b>	<b>490-347</b>	<b>275-171</b>

## COACH JIM LARRANAGA AT A GLANCE

2006 Clair Bee Coach of the Year      Five NCAA Tournament appearances  
2001 CAA Coach of the Year      2011, 2008, 2006, 2001, 1999  
1999 CAA Coach of the Year      Seven postseason NIT appearances  
1997 MAC Coach of the Year      2012, 2009, 2004, 2002, 1997,  
Seven 20-win seasons      1991, 1990

28 All-Colonial Athletic Conference selections  
Coached George Evans, who was a three-time CAA Player of the Year, the CAA Rookie of the Year, a three-time CAA Defensive Player of the Year and on the CAA All-Defensive Team three times.  
Two AP All-America (honorable mention) players  
Nine CAA All-Defensive Team selections  
Eight CAA All-Rookie Team selections  
Three Dean Ehlers Award winners - given to the CAA player who best meets the criteria of academic achievement, leadership and community service.

12 All-MAC Conference selections  
Coached Antonio Daniels - MAC Player of the Year and MAC Freshman of the Year  
Two MAC Freshman of the Year selections  
Four MAC All-Freshman Team selections



### COACH LARRANAGA'S MILESTONE VICTORIES

Victory	Date	Opponent	Score	School
50	02/10/88	Miami (Ohio)	65-59	Bowling Green
100	02/23/91	Kent State	84-57	Bowling Green
150	12/22/94	at Ohio State	59-50	Bowling Green
200	12/27/97	Northeastern	66-60	George Mason
250	12/20/00	Coastal Carolina	81-65	George Mason
300	12/02/03	East Carolina	76-65	George Mason
350	01/26/06	William & Mary	81-58	George Mason
400	02/27/08	William & Mary	68-59	George Mason
450	12/08/10	Loyola (Md.)	66-52	George Mason

campaign with a 19-10 overall record (13-5 in the CAA) and a NIT berth in 2001-02. Mason's 2002-03 roster was hampered by injuries, but managed to pull together a 16-12 record (11-7 in the CAA), and a fourth-place CAA finish.

In 2003-04, Larranaga led the Patriots to a 7-2 non-conference record and to a school-record 23-win season, as Mason finished 23-10 on the year, its first 20-or-more win campaign in 14 years. Gaining an NIT berth (the Patriots fourth postseason appearance in six years), Larranaga led Mason to two consecutive postseason victories for the first time in school history.

Under Larranaga, the Patriots have won three CAA titles including the 2008 championship when Mason went 23-11. The Patriots have appeared in the postseason each of the past four seasons for the first time in Mason history, advancing to the NCAA Tournament in 2008, the NIT in 2009, the *CollegeInsider.com* Postseason Tournament in 2010 and back to the NCAA Tournament in 2011.

With 28 years of head coaching experience, the native of Bronx, N.Y., previously served as the head coach at Bowling Green for 11 seasons (1986-1997) and at Division II American International for two seasons (1977-79).

At Bowling Green, he made an immediate impact in his first season. In 1986-87, the Falcons were the nation's most improved team under a first-year head coach that took over a program with a losing record, posting a 15-14 record for an eight-game improvement over the previous season. Larranaga went on to record a 170-144 mark in 11 years at Bowling Green, earning the 1997 Mid-American Conference Coach of the Year honors after leading Bowling Green to a 22-10 record, a conference regular season co-championship and a berth in the National Invitation Tournament. The 22 victories were the most by a Bowling Green team in 47 years and the 13 conference wins were the second-highest total in Falcon history.

Larranaga's 170 victories at Bowling Green ranked second all-time on the Falcons' coaching list and he was only the second coach to record consecutive postseason appearances. Larranaga led his squad to NIT berths in 1990 (18-11) and again in 1991 (17-13), the first time the Falcons enjoyed back-to-back postseason appearances since the early '60s. Bowling Green won better than 61 percent of its games in Larranaga's last four years, recording a 70-44 mark during that stretch. The Falcons finished fourth or better in the MAC in five of Larranaga's 11 seasons and he is among the winningest coaches in MAC history.

Larranaga received his first head coaching position in 1977 when he was named to the post at American International, a Division II program in Springfield, Mass. Taking over a team that had suffered through five consecutive losing seasons prior to his arrival, Larranaga turned AIC into a winning program in his first year and compiled a 28-25 mark in two seasons.

A 1971 graduate of Providence College with a degree in economics, Larranaga was a four-year letterman for the Friars. As the team captain in his senior season, he led Providence to a 20-8 record and an NIT appearance. He graduated as the school's fifth all-time leading scorer with 1,258 points and was selected in the sixth round of the draft by the Detroit Pistons of the National Basketball Association. He was the team's top scorer as a sophomore and junior and was named New England's Division I Sophomore of the Year in 1969. He was inducted into the Providence College Hall of Fame in 1991.

His first coaching opportunity came at Davidson College, where he served as an assistant coach to Terry Holland. Davidson captured three Southern Conference regular-season championships and an NIT berth in his five years there, and he compiled a 47-12 record doubling as the freshman team coach. In 1976, he left Davidson and spent one season as player-coach for the Geronimo Basketball Club in Belgium.

After his two-year stint at American International, Larranaga was reunited with Holland at the University of Virginia in April 1979. An assistant coach under Holland for seven seasons from 1979-86, he helped the Cavaliers reach the NCAA Final Four on two occasions (1981 and 1984), finish in the top five of the AP and UPI polls and average more than 24 victories per season. The Cavaliers were 169-62, won three regular season Atlantic Coast Conference championships and made four NCAA Tournament appearances. Virginia also made a pair of NIT appearances, winning the NIT Championship in 1980. Larranaga was on the staff during the careers of three-time National Player of the Year Ralph Sampson and NBA first-round draft choice Olden Polynice.

Larranaga, 63, and his wife, Liz, have two sons - Jay, who played for his father at Bowling Green and is an assistant coach with the Boston Celtics, and Jon, who was a member of his father's George Mason teams from 1999-2003 - and four grandchildren.

The Patriots finished the year with a 27-8 record and a No. 8 ranking in the final *USA TODAY/ESPN* Coaches Poll. Earlier that season, Mason cracked the polls at No. 25, but NCAA tournament wins over Michigan State, No. 10 North Carolina, Wichita State and No. 2 Connecticut vaulted Mason up the poll, into the national conscience and made Larranaga a household name.

The remarkable run at George Mason began just two years into Larranaga's tenure. After going 9-18 in his first year with the Patriots in 1997-98, Larranaga guided the 1999 Patriots' squad to a 19-11 overall record and a 13-3 CAA mark. That season, he earned his first Coach of the Year accolades in the CAA and NABC District 4 after making a 10-game improvement and leading the program to its first-ever conference regular season championship, its second CAA Tournament title and first NCAA Tournament appearance since 1989.

The Patriots followed that with another 19-11 overall mark in 1999-2000, tying for first place in the CAA at 12-4 and earning the top seed in the conference tournament. In 2000-01, the Patriots finished 18-12 overall and 11-5 in the CAA, good for a tie for second place, and they won the CAA Tournament title and advanced to the NCAA Tournament for the second time in three years. The Patriots produced another solid

### LARRANAGA YEAR-BY-YEAR

Year	School	Overall W-L	Conference W-L	Finish	Post- Season
1977-78	American International	14-13			
1978-79	American International	13-13			
1986-87	Bowling Green	15-14	10-6	3	
1987-88	Bowling Green	12-16	7-9	t-5	
1988-89	Bowling Green	13-15	6-10	t-6	
1989-90	Bowling Green	18-11	9-7	t-3	NIT 0-1
1990-91	Bowling Green	17-13	9-7	t-4	NIT 0-1
1991-92	Bowling Green	14-15	8-8	5	
1992-93	Bowling Green	11-16	8-10	t-6	
1993-94	Bowling Green	18-10	12-6	t-2	
1994-95	Bowling Green	16-11	10-8	t-5	
1995-96	Bowling Green	14-13	9-9	t-6	
1996-97	Bowling Green	22-10	13-5	t-1	NIT 0-1
1997-98	George Mason	9-18	6-10	6	
1998-99	George Mason	19-11	13-3	1	NCAA 0-1
1999-00	George Mason	19-11	12-4	t-1	
2000-01	George Mason	18-12	11-5	3	NCAA 0-1
2001-02	George Mason	19-10	13-5	2	NIT 0-1
2002-03	George Mason	16-12	11-7	4	
2003-04	George Mason	23-10	12-6	3	NIT 2-1
2004-05	George Mason	16-13	10-8	6	
2005-06	George Mason	27-8	15-3	t-1	NCAA 4-1
2006-07	George Mason	18-15	9-9	5	
2007-08	George Mason	23-11	12-6	2	NCAA 0-1
2008-09	George Mason	22-11	13-5	2	NIT 0-1
2009-10	George Mason	17-15	12-6	4	CIT 0-1
2010-11	George Mason	27-7	16-2	1	NCAA 1-1
2011-12	Miami	20-13	9-7	t-4	NIT 1-1
<b>Overall</b>		<b>490-347</b>	<b>275-171</b>		



# ASSISTANT ERIC KONKOL

Second Season | Wisconsin - Eau Claire, 2000

Eric Konkol enters his second season at the University of Miami and ninth as a member of head coach Jim Larranaga's staff. He assists in all aspects of the program including recruiting, practices, individual player workouts and game preparation.

In Konkol's first year in Coral Gables, UM teetered on the edge of The Dance bubble, then went 1-1 in the ACC Tournament and ended up in the NIT, defeating Valparaiso, but falling to Minnesota, the eventual NIT Championship runner-up.

Konkol helped the Canes to nine conference wins, the first time Miami has posted a winning record in ACC play since joining the conference for the 2004-05 season. The Canes ended the season tied for fourth in the ACC, another program-best accomplishment.

On Feb. 5, 2012, the Hurricanes did what no other UM hoops team had done when they went into Cameron Indoor Stadium and defeated No. 7/5 Duke. The Canes downed the Blue Devils 78-74 in overtime that afternoon, led by 27 points and 12 rebounds from Reggie Johnson, and received votes in the next AP Poll for the first time since 2010. Gaining momentum, Miami then beat No. 15/16 Florida State at home in front of a packed house, UM's first win over FSU since 2009.

Three players earned postseason recognition for 2011-12, as Kenny Kadji was selected to the All-ACC third team, Durand Scott was voted an honorable mention performer and Shane Larkin earned a spot on the ACC All-Freshman Team.

Konkol previously worked with Larranaga at George Mason from 2002-03 through 2004-05 and 2007-08 through last season, helping to develop 12 All-ACC selections, five CAA All-Rookie honorees and 16 professional players. In the interim, he spent two years coaching at national power Hopkins High School in Minnesota under Ken Novak, Jr. - who was named 2011 *ESPN RISE* National Boy's Basketball Coach of the Year - and had a short stint on the coaching staff at North Dakota State.

Since rejoining Larranaga's staff, he helped guide the Patriots to four-straight postseason appearances for the first time in Mason history - including NCAA berths in 2008 and 2011. In 2011, the team defeated Villanova to advance to the third round of the NCAA Tournament, earned a regular-season CAA title and posted a school-record tying 27 wins. In 2009, he helped Mason to an NIT bid and its second-straight 20-win season, and in 2008, Konkol helped the Patriots to their second-highest win total in school history as they beat nationally-ranked Kansas State and won the CAA title for the first time since 2001. The Patriots also advanced to the NIT in 2004.

Designated as the team's "offensive coordinator" at Mason, Konkol oversaw the 2011 offense that ranked 27th nationally in efficiency (*kenpom.com*) and ranked among the NCAA's leaders in three-point field goal

percentage (11th, 39.5 percent), field goal percentage (26th, 47.1 percent) and assist to turnover ratio (26th, 1.28).

In addition, Konkol was responsible for coordinating Mason's schedule, which was pivotal to the Patriots earning just their second at-large bid to the NCAA Tournament in 2011 - and just the fifth at-large invitation for a CAA squad.

He served as Mason's scouting director from 2002-05 and helped recruit the top non-BCS recruiting class in 2009 according to *ESPN.com*. Additionally, he monitored the academic progress of the men's basketball student-athletes, graduating 20 of 22 student-athletes who completed their eligibility - with two more students set to graduate in May 2011. In both 2009 and 2010, the program was recognized by the NCAA with an Academic Progress Rate in the nation's top 10 percent.

Konkol previously worked on Buzz Peterson's staff as a student assistant for NIT champion Tulsa in 2000-01 and as a graduate administrative assistant at Tennessee in 2001-02, earning a master's degree in sport management. For the Vols, he assisted in film breakdown and statistical analysis of games, practices and individual workouts, co-directed Tennessee's summer basketball camps and coaches' clinics, organized the recruiting database and mailing system, and put together for the official basketball newsletter.

A native of Amherst, Wis., Konkol is a 2000 graduate of the University of Wisconsin at Eau Claire with a bachelor's degree in kinesiology, with an emphasis in exercise management. He played three seasons of basketball for the Division III program - advancing to the national championship game in 2000. He received the team's Inspiration Award after his junior and senior seasons with the Bugolds, and was an honorary captain as a senior. Konkol shot 40.8 percent from the field, including 40.6 percent from three-point range, and hit 89.7 percent from the line for his career.

He spent his first two years, including one redshirt season, at the University of Wisconsin at Platteville playing for current Wisconsin head coach Bo Ryan. A 1995 graduate of Amherst High School, he was a three-sport athlete (basketball, baseball and cross country) and closed his prep career at the school's all-time leading scorer with 1,871 points.

Konkol and his wife Meagan, have two sons - Ethan and Ryan.



# ASSISTANT MICHAEL HUGER

Second Season | Bowling Green State University, 1994

Michael Huger enters his second season at the University of Miami and his sixth season as an assistant coach for head coach Jim Larranaga, assisting in all aspects of the program. He brings seven seasons of collegiate coaching experience and nearly a dozen years of professional basketball experience to The U.

In his first season with the Canes, Huger aided Miami in winning nine conference games, en route to finishing tied for fourth place in the ACC. It was the first time the team posted a winning record in the ACC since the program's first season in the league in 2004-05, and it was the highest the team has ever finished in the final standings. After nearly earning an at-large nod to "The Big Dance", the Canes settled for an NIT appearance, after going 1-1 in the ACC Tournament. Miami beat Valparaiso in the first round, but would come up short against Minnesota, the eventual NIT Championship runner-up.

One of Miami's finest moments of the season came on Feb. 5 2012, when the Canes defeated the No. 7/5 Blue Devils for the first time ever at Cameron Indoor Stadium. Reggie Johnson would lift UM past Duke with 27 points and 12 rebounds as the Canes fought their way to an overtime victory that would earn them votes in the AP Poll for the first time since 2010. Three weeks later the Hurricanes recorded another win against a ranked opponent when they bested No. 15/16 FSU for the first time since 2009, in front of an electric home crowd in the BankUnited Center.

Three Miami players were recognized by the league for their season performances: Kenny Kadji made the All-ACC third team, Durand Scott was named an honorable mention performer and Shane Larkin was picked to be on the ACC All-Freshman Team.

In four seasons at George Mason, Huger helped lead the Patriots to the postseason every year, including NCAA berths in 2008 and 2011. In 2011, the team defeated Villanova to advance to the third round of the NCAA Tournament, earned a regular-season CAA title and posted a school-record tying 27 wins. In 2009, he helped Mason to an NIT bid and its second-straight 20-win season, and in 2008, Huger helped the Patriots to their second-highest win total in school history as they beat nationally-ranked Kansas State and won the CAA title for the first time since 2001.

Huger began his coaching career at Longwood University (Va.) under Mike Gillian, a former Mason assistant coach under Larranaga, where he spent two seasons.

Before joining the coaching ranks, Huger played professional basketball in Europe, spending two years in Holland (1994-96) and nine in Belgium (1996-2005). He was selected Dutch League MVP in 1996 after averaging 25.3 points and 5.8 assists, and went on to earn first team All-Belgium honors in 2000 and 2004 after leading his clubs to Belgium Cup championships in both seasons.

A native of New York City, Huger is a 1994 graduate of Bowling Green State University with a bachelor's degree in education. There he played for Larranaga from 1989-93, helping the Falcons to a pair of NIT appearances. He earned Mid-American Conference honors in his final two seasons, and was a Naismith Award nominee and the runner-up for conference player of the year as a senior. As a prep player, he helped lead Stevenson High School (Bronx) to back-to-back PSAL City Championships in 1988 and 1989.

Huger and his wife, Tonya, have one son, Michael Anthony II, born in November 2011.



# ASSISTANT CHRIS CAPUTO

Second Season | Westfield (Mass.) State College, 2002

Chris Caputo enters his second season with the Hurricanes and his 11th season on head coach Jim Larranaga's staff. Entering his eighth season as an assistant coach, his primary responsibilities include recruiting and scouting the opposition.

After his first season as an assistant coach with the Hurricanes, Caputo is already able to look back at a year that was filled with memorable accomplishments. With his assistance, the team recorded nine ACC wins, amounting to a winning record in conference play for the first time since the program joined the ACC for the 2004-05 campaign. The Canes ultimately tied for fourth in the league standings, the highest the team ever finished in the ACC. Although Miami had some quality wins throughout the regular season, the team's 1-1 record in the ACC Tournament was not enough to get UM to the NCAA Tournament. Instead the team bested Valparaiso in the NIT, before losing to the eventual NIT Championship runner-up, Minnesota.

Undoubtedly, one of the highlights of the entire season was when Miami beat No. 7/5 Duke at Cameron Indoor Stadium on Feb. 5, 2012, to earn the program's first ever away victory over the Blue Devils. UM's Reggie Johnson led the team to 78-74 overtime win, scoring 27 points and snagging 12 boards. As a result, the Canes earned themselves national recognition by getting their first votes in the AP Poll since 2010. The Hurricanes then defeated rival FSU, ranked No. 15/16 at the time, in front of a raucous UM crowd at the BankUnited Center. The victory was UM's first win over the Seminoles since 2009.

Individually, Kenny Kadji, Durand Scott and Shane Larkin stood out by receiving a variety of honors: Kadji was chosen for the All-ACC third team, Scott was recognized as an All-ACC honorable mention performer and Larkin was voted onto the ACC All-Freshman squad.

Caputo played a major role in George Mason's run to the Final Four in 2006, putting together scouting reports to prepare the Patriots as they played nationally-ranked teams and future NBA players in nearly every round.

He has also helped lead the Patriots to the postseason for a Mason-record four-straight seasons, including NCAA berths in 2008 and 2011. In 2011, the team defeated Villanova to advance to the third round of the NCAA Tournament, earned a regular-season CAA title and posted a school-record tying 27 wins. In 2009, he helped Mason to an NIT bid and its second-straight 20-win season, and in 2008, Caputo helped the Patriots to their second-highest win total in school history as they beat nationally-ranked Kansas State and won the CAA title for the first time since 2001.

As an assistant at Mason, *Hoopscoop.com* named him one of the Top 25 non-BCS assistant coaches in the nation. In 2010, Caputo attended the Villa 7 Consortium, an educational symposium and networking opportunity for some of the nation's top assistants. In 2011 alone, 19 alum of Villa 7 have been hired as head coaches.

Prior to becoming an assistant coach, Caputo worked on Larranaga's staff as the video coordinator, coordinated the staff recruiting database and mailing system, as well as serving in other administrative capacities.

A native of Elmhurst, N.Y., Caputo is a 2002 graduate of Westfield (Mass.) State College with a degree in finance and economics. He was a four-year letterwinner as a point guard for the Division III Owls, and served as captain and earned the team's Outstanding Contributor Award as a senior. A 1998 graduate of Archbishop Molloy High School - Larranaga's alma mater, he too played for legendary head coach Jack Curran.

Caputo and his wife Julie married in May 2011.



# Basketball Staff



## MIKE SUMMEY | DIRECTOR OF OPERATIONS

Mike Summey enters his fourth season as Director of Basketball Operations for the Hurricanes.

In this capacity, Summey oversees the day-to-day administrative operations of the basketball program.

A 1997 graduate of NC State, Summey has an extensive coaching background, including serving as the head coach at Bethany College (W. Va.) during the 2008-09 season and two years as the assistant head coach at North Florida from 2006-08, aiding in the Ospreys' transition to NCAA Division I.

As the head coach for Division III Bethany in 2008-09, the Bison went 17-12 and finished second in the Presidents Athletic Conference with a 9-3 mark en route to a PAC championship game berth and an ECAC South Region Tournament invitation. Despite losing four starters, Summey posted the best record in Bethany history for a first-year head coach.

At UNF, he coordinated the recruiting efforts, compiled scouting reports on the opponents and served as the camp director for the UNF team and individual camps.

Summey also served for two years as an assistant coach at The Citadel. In his first season, he worked with perimeter players and helped Matt Davis lead the Southern Conference in three-point percentage (.471), while his work with the post players the next season was pivotal in J'mel Everhart becoming just the second Bulldog to earn Southern Conference All-Tournament Team honors.

Summey's career has also included stops at Queens (N.C.) University in Charlotte as the top assistant in 2003-04 and four seasons as an assistant at Saint Francis (Pa.) University. At St. Francis, his work with the perimeter players was highlighted with three players leading the Northeast Conference in three-point percentage from 2000-03.

A native of Hickory, N.C., Summey earned a degree in political science from NC State in 1997. As a student, he served as the head manager as a senior and then as graduate manager for two years, assisting with then-head coach Herb Sendek's transition to the Wolfpack.



## JIM KRUMPOS | STRENGTH & CONDITIONING COACH

Jim Krumpos is in his second season at the University of Miami as the strength and conditioning coach for the Hurricanes' men's basketball and women's soccer programs.

Krumpos previously served as the associate director of performance enhancement for the University of Arizona since February 2008. He was the head strength and conditioning coach for the men's basketball, baseball, men's and women's golf, women's volleyball and women's soccer teams, designing and implementing

year-round workouts, focusing on strength, speed, agility, explosiveness, balance and conditioning. He produced sport-specific programs that included technique instruction, testing and evaluating, in addition to reconditioning injured student-athletes in conjunction with the sports medicine staff.

Krumpos initially worked with the Wildcats as an intern and assistant strength coach from 2000-03. He was responsible for the nationally-ranked baseball program, as well as the cross country teams. Additionally, he assisted with the strength and conditioning efforts with Arizona's football, women's basketball, women's soccer and swimming and diving programs.

Prior to returning to Arizona, Krumpos was the director of the strength and conditioning program at Cal State Fullerton in 2007-08 where he designed and implemented the year-round strength and conditioning programs for all 13 intercollegiate sports.

Krumpos also spent four years as an assistant strength and conditioning coach at UNC Charlotte from 2003-07, working with the women's basketball, baseball, men's and women's soccer, volleyball and men's and women's tennis teams.

Over his career, he has also worked with athletes in all levels of professional sports - including the NBA, NFL, MLB, arena football and minor league baseball, in addition to Olympic medalists.

A 2003 graduate of Arizona, Krumpos has a bachelor's degree in interdisciplinary studies with an emphasis in physiology, physical education and psychology. He added a master's degree in liberal studies from Charlotte in 2006. His current certifications include: P.I.C.P. strength and conditioning specialist level two, certified strength and conditioning specialist, USAW club coach, N.A.S.M. performance enhancement specialist, N.A.S.M. corrective exercise specialist and N.A.S.E. specialist in speed and explosion.

Krumpos and his wife, Kristin, have a two-year old son, Carson, and a newborn daughter, Abigail.



## WES BROWN | ASSOCIATE ATHLETIC TRAINER

Wes Brown is in his sixth year at the University of Miami as an athletic trainer, providing the daily medical care for both the men's basketball and women's rowing teams. In the summer of 2012, Brown was promoted from assistant athletic trainer to an associate.

Prior to his arrival at UM, Brown spent five years at UNC Wilmington where he served as the Director of Sports Medicine

for three years. While at UNCW, he served as the athletic trainer for the men's basketball program, as well as the Seahawk men's track & field team.

Brown is a certified Performance Enhancement Specialist and a Corrective Exercise Specialist, certifications held by approximately 93 percent of the athletic trainers in the NBA due to the effectiveness of these programs in preventing and treating athlete injuries.

A native of Jacksonville, N.C., Brown earned a bachelor's degree in athletic training from UNCW in 2000, before earning his master's in athletic training from Old Dominion University in 2002.



## JAIME VATHIELIL | ASSOCIATE DIRECTOR OF OPERATIONS

Jaime Vathielil enters his second season with the Hurricanes as the Associate Director of Basketball Operations. His primary responsibilities include coordinating video operations, opponent scouting, and assisting with the overall operations of the team.

Last season, Vathielil worked for the Miami Heat as a seasonal video intern. He was responsible for breaking down opponent game video, scouting personnel tendencies, and completing video projects for the coaching and front office

staff. The team won 58 games, finishing the regular season second in the Eastern Conference. The year culminated in the 2011 NBA Finals.

Vathielil worked the summer of 2010 as a player development assistant at ATTACK Athletics in Chicago, where he assisted Tim Grover, Michael Jordan's longtime personal trainer, and Mike Procopio, among the top player development coaches in the country and strategic game management coach for Kobe Bryant, to train NBA, college, high school, and international basketball players. He also created video edits for clients of the individual skills and team concepts taught in workouts to help improve their game.

Prior to joining ATTACK Athletics, Vathielil worked the 2009-2010 season on Austin Ainge's staff as a basketball operations intern with the Maine Red Claws of the NBA Development League. Vathielil assisted with scouting opponent game video, team practice, player development, and preparation for the NBA Development League Draft. The teams 27 victories tied an NBA D-League record for wins by an expansion team.

Vathielil earned his master's of science in sport administration from the University of Miami in 2009. While working toward his degree, he was a graduate manager for the Hurricanes basketball team from 2007-2009, assisting with video scouting, team practice, individual player development, statistical analysis, and film exchange. In 2007-2008, the program had one of its most successful seasons. The team posted 23 wins (second most in school history), finished a program-best fifth in the ACC, and produced Miami's first First Team All-ACC selection in Jack McClinton. The Canes returned to the national rankings and advanced to the second round of the NCAA tournament.

A native of Parkland, Fla., Vathielil is a graduate of the University of Florida, earning his bachelor's of science in business administration in 2007.

# Support Staff

---



**Ardra Humes**  
Administrative Support



**Alecia Pynn**  
Administrative Support



**Heather Koutrakos**  
Academic Advisor



**Amy Woodruff**  
Communications



**Joe Zagacki**  
Radio Play-by-Play



**Josh Darrow**  
Radio Analyst



**David Weisser**  
Marketing



**Michael Turner**  
Facilities and Events



**Chris Alvarez**  
GA



**Kevin Noon**  
GA




**Bryan Weber**  
GA




# **Hurricanes**

## **2012-13**

# 2012-13 Photo Roster




**25**  
**Garrius Adams**  
Sr. | G | 6-6 | 195  
Apex, N.C.  
Middle Creek



**10**  
**Raphael Akpejiori**  
Jr. | F | 6-10 | 236  
Lagos, Nigeria  
Sunrise Christian Academy (Kan.)




**15**  
**Rion Brown**  
Jr. | G | 6-6 | 200  
Hinesville, Ga.  
Liberty County




**2**  
**Bishop Daniels**  
R-Fr. | G | 6-3 | 176  
Raleigh, N.C.  
Word of God Christian Academy




**45**  
**Julian Gamble**  
Sr. | F/C | 6-10 | 250  
Durham, N.C.  
Southern Durham




**12**  
**Justin Heller**  
Jr. | G | 6-2 | 180  
Boca Raton, Fla.  
West Boca Raton Community




**Tonye Jekiri**  
Fr. | C | 7-0 | 227  
Hialeah, Fla.  
Champagnat Catholic School




**42**  
**Reggie Johnson**  
Sr. | C | 6-10 | 292  
Winston-Salem, N.C.  
Winston-Salem Prep




**35**  
**Kenny Kadji**  
Sr. | F/C | 6-11 | 242  
Douala, Cameroon  
Pendleton/IMG/Florida



**0**  
**Shane Larkin**  
So. | G | 5-11 | 176  
Orlando, Fla.  
Dr. Phillips (Fla.)




**4**  
**Trey McKinney Jones**  
Sr. | G | 6-5 | 220  
Milwaukee, Wis.  
South Milwaukee/UMKC



**1**  
**Durand Scott**  
Sr. | G | 6-5 | 203  
The Bronx, N.Y.  
Rice High



**3**  
**Steve Sorenson**  
Fr. | G | 6-0 | 151  
Dallas, Texas  
Mark's School of Texas



**21**  
**Erik Swoope**  
Jr. | F | 6-6 | 233  
Lake Elsinore, Calif.  
Harvard-Westlake



**Jim Larranaga**  
Head Coach



**Eric Konkol**  
Assistant Coach



**Michael Huger**  
Assistant Coach



**Chris Caputo**  
Assistant Coach



**Mike Summey**  
Director of Operations



# GARRIUS ADAMS

Senior | Guard | 6-6 | 195

Apex, N.C. | Middle Creek

# #25

## Adams Season / Career Highs

### Points

Season: 15, at West Virginia 12/10/11

Career: 16, at UNGC 02/15/11

### Rebounds

Season: 8, vs. Tennessee Tech 11/11/11

Career: 9, vs. Virginia 2/5/11

### Assists

Season: 3, vs. Valparaiso 3/14/12

Career: 6, vs. McNeese State 11/24/10

### Steals

Season: 3, at Ole Miss 11/25/11

Career: 3, (4x) last at Ole Miss 11/25/11

### Blocked Shots

Season: 1, (2x) last vs. Minnesota 3/9/12

Career: 2, (2x) last vs. Boston College 1/19/10

### Field Goals

Season: 5, at West Virginia 12/10/11

Career: 6, at UNGC 2/15/11

### Field Goal Attempts

Season: 8, (4x) last vs. Minnesota 3/19/12

Career: 11, at UNGC 2/15/11

### Free Throws

Season: 4, vs. UNF 11/19/11

Career: 7, vs. UCF 12/18/10

### Free Throw Attempts

Season: 4 (2x) last at Ole Miss 11/25/11

Career: 12, vs. UCF 12/18/10

### 3-Point Field Goals

Season: 4, at West Virginia 12/10/11

Career: 4 (2x) last at West Virginia 12/10/11

### 3-Point Field Goal Attempts

Season: 7, vs. FGCU 11/22/11

Career: 7 (4x) last vs. FGCU 11/22/11

### Foul Disqualifications

Season: 1, vs. Tennessee Tech 11/11/11

Career: 1, vs. Tennessee Tech 11/11/11

### Minutes

Season: 32 (2x) last at West Virginia 12/10/11

Career: 40, vs. Virginia 2/5/11

**As a Junior (2011-12):** In 19 games, averaged 4.5 points, 2.1 rebounds, 0.9 assists and 0.6 steals in 16.9 minutes per game ... Shot 39.7 percent from field, 34.0 from distance and 55.0 at the line ... Started first six games of season ... Sat out 14 games in January and February with lower extremity injury. Had surgery on Jan. 19 and returned to court Feb. 18 ... Posted 2.4 points, 0.6 rebounds in five ACC games ... Scored 6.5 ppg in two NIT games, playing 25.5 mpg ... Led (or tied) for team game highs in steals four times and in scoring, rebounding, assists and blocks once apiece ... Season highs include 15 points at West Virginia, eight rebounds vs. Tennessee Tech, three assists vs. Valparaiso, trio of steals at Ole Miss, four three-pointers made at West Virginia and 32 minutes at West Virginia and against Florida Gulf Coast.

**As a Sophomore (2010-11):** Played in all 36 games, with 24 starts - including stretch of 15 straight during ACC play (1/15-3/6) ... Averaged 7.3 points, 3.7 rebounds, 1.8 assists and 1.0 steal in 28.2 minutes per game ... Played at least 20 minutes in 33-of-36 games this season, with 1,014 minutes on hardwood, ranking 17th in program toty ... Scored in double-figures 12 times, including seven times versus ACC opponents ... Grabbed five-plus boards 11 times, including season-high nine in overtime win against Virginia (2/5).

**As a Freshman (2009-10):** Averaged 3.8 points and 2.1 rebounds per game, playing in 32 games as true freshman -- tying Reggie Johnson for second-most appearances among UM freshmen in 2009-10 ... Started seven-straight games in ACC play -- also second most among UM freshmen, posting 3.9 points and 1.7 boards per outing versus conference opponents ... Knocked down three-pointer in seven of last 12 games ... Scored in double figures twice, including season- and game-high 13 points at Wake Forest (2/2) on season-best 4-of-8 shooting from field -- including season-best 3-for-5 from beyond the -- with three rebounds and steal.

**High School:** Ranked among the top 20 shooting guards by ESPN and among top 30 by Scout ... Averaged 21.8 points per game as a senior en route to setting Middle Creek High School scoring record in career points ... In 2009, named to N.C. Basketball Coaches Association District 5 All-District first team and NCPreps.com All-State Boys Basketball Team ... Completed in North Carolina/South Carolina All-Star Classic ... As a junior, averaged 18.2 points and 7.8 rebounds per game en route to NCHSAA 4-A All-State honors ... Coached by David Kushner ... Averaged 20.1 points per game with AAU team -- Garner Road, and was named to all-tournament team at Bob Gibbons Tournament of Champions in May 2008 ... Also recruited by Wake Forest, NC State, Virginia Tech and South Carolina.

**Personal:** First name is pronounced GARY-us ... Born Nov. 15, 1990 ... Son of Valerie and Gary Adams ... Brother to Deion, Ashley and Destiny ... Sports administration major with aspirations of becoming general manager of NBA team ... Off the court, enjoys music.

2009-10			
Opposition	P	R	A
NC Central	3	4	0
Nova Southeastern	10	2	0
Tulane	4	2	1
UNC Wilmington	0	0	0
South Carolina	3	2	0
FGCU	6	3	2
USC Upstate	1	3	1
Minnesota	2	1	1
at Boston College	4	1	1
SC State	5	4	1
at Stetson	4	5	0
FAU	9	2	1
NC A&T	1	8	1
Bethune-Cookman	6	2	0
at Pepperdine	5	1	2
Wake Forest	0	1	0
at Virginia Tech	6	2	1
at Virginia	0	1	0
Boston College	2	2	3
at Maryland	4	1	1
Virginia Tech	3	1	0
at Wake Forest	13	3	0
at Florida St.	5	3	1
Georgia Tech	6	3	0
at Clemson	5	0	2
Duke	2	2	0
Virginia	3	3	0
NC State	9	1	0
at North Carolina	0	1	0
Florida St.	0	2	0
Wake Forest	0	0	0
Duke	0	0	0

2010-11			
Opposition	P	R	A
Jacksonville	3	1	3
at Memphis	5	7	0
N.C. Central	10	3	2
at Rutgers	0	0	0
McNeese St.	11	4	6
at FGCU	13	5	1
Ole Miss	6	3	2
West Virginia	9	3	2
Stetson	4	2	5
UCF	7	5	0
Oral Roberts	10	2	0
Rice	9	4	3
Akron	4	1	1
Pepperdine	6	0	2
at Duke	0	3	0
at Clemson	14	5	3
BC	12	2	2
Florida St.	2	8	2
at NC State	2	2	2
UNC	12	3	1
at Virginia Tech	11	2	1
Georgia Tech	11	3	1
Virginia	8	9	2
at Wake Forest	8	4	1
Duke	9	6	2
at UNGC	16	4	2
Clemson	4	5	3
at BC	12	6	4
at Florida St.	7	8	3
Maryland	4	4	3
at Georgia Tech	7	1	1
Virginia	10	5	2
UNC	0	3	1
FAU	4	2	1
Missouri St.	8	3	1
at Alabama	4	4	1

2011-12			
Opposition	P	R	A
TENNESSEE TECH	3	8	0
RUTGERS	9	3	2
UNF	14	5	2
FLA. GULF COAST	7	4	1
at Ole Miss	4	7	1
at Purdue	2	1	1
Memphis	0	0	0
at West Virginia	15	3	2
APPALACHIAN ST.	3	1	1
UNCG	0	1	1
WAKE FOREST	6	2	1
at Maryland	0	0	0
FLORIDA STATE	1	0	0
at NC State	5	1	0
BOSTON COLLEGE	0	0	1
at Georgia Tech	0	0	0
vs. Florida State	3	1	1
VALPARAISO	8	2	3
MINNESOTA	5	1	0

## CAREER STATISTICS

Season	GP	GS	Min.	Avg.	Total			3-Point			Free Throws			Rebounds				Scoring							
					FG	FGA	Pct.	FG	FGA	Pct.	FT	FTA	Pct.	Off.	Def.	Tot.	Avg.	PF	FO	Ast.	TO	Blk	Stl	Pts.	Avg.
2009-10	32	7	540	16.9	38	118	.322	26	89	.292	19	29	.655	19	47	66	2.1	20	0	19	25	6	23	121	3.8
2010-11	36	24	1014	28.2	88	227	.388	35	114	.307	51	75	.680	37	95	132	3.7	68	0	66	60	6	37	262	7.3
2011-12	19	6	319	16.8	29	73	.397	16	47	.340	11	20	.550	11	29	40	2.1	21	1	17	14	2	11	85	4.5
TOTAL	87	37	1873	21.5	155	418	.371	77	250	.308	81	124	.653	67	171	238	2.7	109	1	102	99	14	71	468	5.4

## ADAMS 2011-12

Opponent	Date	GS	Min	FG	FGA	Pct	3FG	FGA	Pct	FT	FTA	Pct	Off	Def	Tot	Avg	PF	FO	A	TO	Blk	Stl	Pts	Avg
TENNESSEE TECH	11-11-11	*	26	1	5	.200	0	2	.000	1	2	.500	2	6	8	8.0	5	1	0	1	0	1	3	3.0
RUTGERS	11-15-11	*	24	3	5	.600	3	5	.600	0	1	.000	1	2	3	5.5	1	0	2	3	1	0	9	6.0
UNF	11-19-11	*	29	4	8	.500	2	5	.400	4	4	1.000	3	2	5	5.3	0	0	2	1	0	1	14	8.7
FLORIDA GULF COAST	11-22-11	*	32	2	8	.250	2	7	.286	1	2	.500	0	4	4	5.0	1	0	1	2	0	2	7	8.3
at Ole Miss	11-25-11	*	30	1	5	.200	0	2	.000	2	4	.500	1	6	7	5.4	2	0	1	2	0	3	4	7.4
at Purdue	11-29-11	*	21	1	5	.200	0	2	.000	0	0	.000	0	1	1	4.7	3	0	1	0	0	0	2	6.5
UMASS	12-03-11	DNP -- Lower extremity injury																						
Memphis	12-06-11		5	0	0	.000	0	0	.000	0	0	.000	0	0	0	4.0	0	0	0	1	0	0	0	5.6
at West Virginia	12-10-11		32	5	7	.714	4	6	.667	1	3	.333	1	2	3	3.9	1	0	2	0	0	1	15	6.8
vs FAU	12-17-11	DNP -- Lower extremity injury																						
at Charlotte	12-22-11	DNP -- Lower extremity injury																						
APPALACHIAN STATE	12-30-11		11	1	2	.500	1	2	.500	0	0	.000	0	1	1	3.6	3	0	1	0	0	0	3	6.3
UNCG	01-02-12		3	0	0	.000	0	0	.000	0	0	.000	0	1	1	3.3	0	0	1	2	0	0	0	5.7
at Virginia	01-07-12	DNP -- Lower extremity injury																						
at UNC	01-11-12	DNP -- Lower extremity injury																						
CLEMSON	01-18-12	DNP -- Lower extremity injury																						
NC STATE	01-22-12	Out until Feb. 18 due to knee surgery																						
WAKE FOREST	02-18-12		16	2	5	.400	2	4	.500	0	0	.000	0	2	2	3.2	0	0	1	0	0	0	6	5.7
at Maryland	02-21-12		0	0	0	.000	0	0	.000	0	0	.000	0	0	0	2.9	0	0	0	0	0	0	0	5.3
FLORIDA STATE	02-26-12		9	0	0	.000	0	0	.000	1	2	.500	0	0	0	2.7	1	0	0	1	0	1	1	4.9
at NC State	02-29-12		10	2	4	.500	1	3	.333	0	0	.000	1	0	1	2.6	0	0	0	0	0	0	5	4.9
BOSTON COLLEGE	03-03-12		7	0	1	.000	0	1	.000	0	0	.000	0	0	0	2.4	0	0	1	0	0	0	0	4.6
at Georgia Tech	03-08-12		5	0	0	.000	0	0	.000	0	0	.000	0	0	0	2.3	0	0	0	0	0	0	0	4.3
vs Florida State	03-09-12		8	1	2	.500	0	1	.000	1	2	.500	0	1	1	2.2	1	0	1	0	0	0	3	4.2
VALPARAISO	03-14-12		26	4	8	.500	0	2	.000	0	0	.000	2	0	2	2.2	0	0	3	1	0	1	8	4.4
MINNESOTA	03-19-12		25	2	8	.250	1	5	.200	0	0	.000	0	1	1	2.1	3	0	0	0	1	1	5	4.5
Totals		6	319	29	73	.397	16	47	.340	11	20	.550	11	29	40	2.1	21	1	17	14	2	11	85	4.5

# Fast Breaks: Garrius Adams

They are stories of perseverance. Stories about growing up, becoming men and being a part of a family. One-by-one, we hear from them. These are the Miami Hurricanes...

**es. I was raised** in Raleigh, NC. I was born and raised there. I was only child and I had a lot of family to support me. When I was growing up I played basketball and soccer. Soccer was actually my first love. I played soccer until I was 13 or 14. It got way too hot in North Carolina, it's like a dry heat, so I just stuck with an indoor sport.

**I started playing basketball** when I was five or six. Probably because that's when those Fisher Price goals started coming out and I was dunking and all of your friends were talking about how high you could dunk on your Fisher Price goal.

**I secretly wish** I was five inches taller. I wish I was 7 feet. I feel like everything in basketball would be so much better if I was 7 feet.

**I'm a Miami Hurricane because** of my teammates, because of how they treated me so well on my visit. Also because I have a grandmother here and she always wanted me to visit more and it was awkward because I did not know I would be going here. Since I was an only child and really close to my family I thought I would stay in state of North Carolina. But after taking a visit, I met my grandmother and just seeing her again here, I knew I would have another time here outside of school. She comes to games and tries to be loudest one in stands.

**When I played basketball as a kid,** I pretended to be Kobe Bryant, that was my favorite player. He still is, hands down. There was nobody else I imitated. I always watched Michael Jordan but Kobe was more of my time and he was doing all of dunks and he was athletic and I stuck with him.

**Playing basketball** has given me something to do to keep me occupied and it is what I've been doing since I was a little kid. It's one of best things I know how to do. It's kept me out of a lot of trouble.

**My family** is mostly from East Coast. I probably have a family member in every state on East Coast which is good because I always have support. My family is really strong and really close so my family is really big to me.

**Competition is** hard work and fun. Being born and raised in North Carolina, ACC is everything. Competition is the most fun I've had, just being in this conference every night in and out.

**The U** is very family orientated and a really nice community. It's pretty much a small community and city and I really like it.

**When I was introduced to Coach L,** I was very nervous and excited. I was excited to see what he had to say. When we first met him it was right when he had the conference and the excitement to me was just incredible. It was something you just had to be there to see it and you could tell he took job very seriously from the first day. Ever since then , we've had a good time.


**The hardest part about being away from home** is probably family, especially since I have five little nephews and I do not get see them grow up. And they're growing up with all women. I always wanted to be that male figure since I never had one - I had my father, but I never had a brother. You miss a lot of events and stuff like that.

**One thing everybody should know about Miami Basketball** is it's a different team this year. Coach L is really doing a good job of setting down a great foundation of fundamentals. He's doing a really great job of just building character around whole program and I think by end of this year you'll definitely see change and when you watch us play. it's a big change.

**I'm closest on team** with Durand and Reggie. Durand and I are in the same year. We're the only two left of our class. Because we're in the same year, we're usually in the same housing. For example last year, Durand and I were neighbors and we were the only two who were always together and had a lot of time together. Reggie and I are both from North Carolina. I knew him before I came here so when we go home, we plan trips together to go home. I go stay with him and he stays with me so we're always together.

**I'll never forget** my visit to University of Miami when I was in high school. I took a lot of visits before I committed here. The thing I won't forget is family atmosphere. I felt coming down here, especially with my team, is kind of like I just fit in, which is exactly what I was looking for. In basketball you're always getting better but sometimes with people it doesn't always work or it's just different from you. With this group here, we all fit together and I just felt at home.





# RAPHAEL AKPEJIORI #10

Junior | Forward | 6-10 | 236

Lagos, Nigeria | Sunrise Christian Academy (Kan.)

**As a Sophomore (2011-12):** Season highs include seven points vs. Tennessee Tech, seven rebounds at Purdue, four blocked shots vs. UNF, 22 minutes vs. UNF ... Averaged 1.6 points, 1.5 rebounds, 0.5 blocks in 22 games played ... Shot 48.1 percent from field and 58.8 percent at the line ... In ACC play, recorded 1.0 ppg and 1.0 rpg in eight games ... Averaged 3.1 points and 2.6 rebounds in first nine games of season ... Led (or tied) for team game highs in blocked shots three times and in rebounds once ... Was perfect from field in five games, including 3-of-3 against Tennessee Tech ... Notched five points, four rebounds and four blocks in 22 minutes against UNF ... Averaged 11.9 minutes per game until return of Reggie Johnson ... Book Buster (3.0 GPA) ... Athletics Director Honor Roll (3.2 GPA) ... Dean's List (3.5 GPA).

**As a Freshman (2010-11):** Saw action in 20 games as true freshman, averaging 1.6 points and 1.6 rebounds in 4.9 minutes per game ... Productive during time on hardwood, with 12 blocks tying for third-most on squad ... UM's second-most active player on glass, pulling down 18.5 percent of rebounds when in game - including 20.8 percent of defensive boards ... Hit both free throws at UNC Greensboro (2/15), converting five of last six attempts from the charity stripe during season ... Registered at least one block in four-straight games - including a career-high four blocks in win over McNeese State (11/24), for second-most blocks in a game by a Cane in 2011.

**High School:** Kansas All-State Class 1-A honorable mention selection ... Rated as No. 64 power forward by ESPN ... Helped team finish with just two losses in 2009-10, with one of those to nationally-ranked power Providence School (Fla.) who won 2-A FHSAA state title ... Poured in game-high 23 points (including three dunks) and 12 rebounds in win over Liberal ... Added another double-double with 14 points and 10 rebounds against Dodge City ... Named to Fantasy of Lights All-Tournament Team after helping team to championship game win over Mansfield Timberview ... Sat out 2008-09 season with injury ... Named to Hawk Challenge All-Tournament Team following back-to-back double-digit scoring performances in state of Florida ... Played AAU basketball for Baltimore Elite ... Played in international game during 2008 Jordan Brand Basketball Classic in New York City ... Coached by Kyle Lindstedt at Sunrise Christian.

**Personal:** Full name is Ehasor Raphael Akpejori ... Goes by Raphael ... First name is pronounced A-tha-saur ... Last name is pronounced AHK-peh-jour-ee ... Born Oct. 10, 1990 ... Standout in the classroom as well as on court, majoring in mechanical engineering ... Also recruited by Texas A&M, Colorado, USF and UCF.

2010-11					2011-12				
Opposition	P	R	A		Opposition	P	R	A	
Jacksonville	0	1	0		TENNESSEE TECH	7	3	0	
at Memphis	2	1	0		RUTGERS	3	1	1	
N.C. Central	8	5	0		UNF	5	4	0	
at Rutgers	4	2	0		FLA. GULF COAST	0	0	0	
McNeese St.	2	4	0		at Ole Miss	0	1	0	
at FGCU	1	2	0		at Purdue	2	7	1	
West Virginia	0	0	0		UMASS	6	3	0	
Stetson	2	0	0		Memphis	2	2	0	
UCF	1	1	0		at West Virginia	3	2	0	
Oral Roberts	2	4	0		at Charlotte	0	0	0	
Rice	0	2	0		APPALACHIAN ST.	0	0	0	
Pepperdine	3	2	0		at North Carolina	2	1	0	
at Duke	1	3	0		at Boston College	0	0	0	
at Clemson	0	0	0		MARYLAND	4	1	0	
Florida St.	2	0	0		VIRGINIA TECH	0	0	0	
UNC	1	1	0		NORTH CAROLINA	0	0	0	
at Virginia Tech	0	0	0		WAKE FOREST	0	0	0	
at UCG	2	2	0		at Maryland	2	2	0	
Maryland	0	0	0		FLORIDA STATE	0	4	0	
at Alabama	0	1	0		at Georgia Tech	0	0	0	
					vs. Florida State	0	1	0	
					MINNESOTA	0	1	0	

## Akpejori Season / Career Highs Points

Season: 7, vs. Tennessee Tech 11/11/11

Career: 8, vs. NC Central 11/19/10

## Rebounds

Season: 7, at Purdue 11/29/11

Career: 7, at Purdue 11/29/11

## Assists

Season: 1 (2x), last at Purdue 11/29/11

Career: 1 (2x), last at Purdue 11/29/11

## Steals

Season: 1 (4x), last at Georgia Tech, 3/8/12

Career: 1, 5x, last at Georgia Tech, 3/8/12

## Blocked Shots

Season: 4, vs. UNF 11/19/11

Career: 4 (2x), last vs. UNF 11/19/11

## Field Goals

Season: 3, vs. Tennessee Tech 11/11/11

Career: 3(2x) last vs. Tennessee Tech 11/11/11

## Field Goal Attempts

Season: 4, UNF 11/19/11

Career: 4, UNF 11/19/11

## Free Throws

Season: 2 (3x), last vs. Memphis 12/06/11

Career: 4 (4x), last vs. Memphis 12/06/11

## Free Throw Attempts

Season: 4, vs. Memphis 12/06/11

Career: 4 (4x), last vs. Memphis 12/06/11

## 3-Point Field Goals

Season: -

Career: -

## 3-Point Field Goal Attempts

Season: -

Career: -

## Foul Disqualifications

Season: -

Career: -

## Minutes

Season: 22, vs. UNF 11/19/11

Career: 22, vs. UNF 11/19/11

## CAREER STATISTICS

Season	GP	GS	Min.	Avg.	FG	Total FGA	Pct.	3-Point FG	3-Point FGA	Pct.	Free Throws FT	Free Throws FTA	Pct.	Rebounds Off.	Rebounds Def.	Tot.	Avg.	PF	FO	Ast.	TO	Blk	Stl	Pts.	Avg.
2010-11	20	0	98	4.9	5	10	.500	0	0	.000	21	32	.656	13	18	31	1.6	16	0	0	5	12	2	31	1.6
2011-12	22	3	147	6.7	13	27	.481	0	0	.000	10	17	.588	21	12	33	1.5	27	0	2	7	11	4	36	1.6
TOTAL	42	3	245	5.8	18	37	.486	0	0	.000	31	49	.633	34	30	64	1.5	43	0	2	12	23	6	67	1.6

## AKPEJIORI 2011-12

Opponent	Date	GS	Min	FG	FGA	Pct	3-PTS 3FG	3-PTS FGA	Pct	FREE THROWS FT	FREE THROWS FTA	Pct	REBOUNDS Off	REBOUNDS Def	Tot	Avg	PF	FO	A	TO	Blk	Stl	Pts	Avg
TENNESSEE TECH	11-11-11	12	3	3	3	1.000	0	0	.000	1	1	1.000	3	0	3	3.0	1	0	0	0	2	1	7	7.0
RUTGERS	11-15-11	7	1	2	2	.500	0	0	.000	1	2	.500	0	1	1	2.0	3	0	1	0	0	0	3	5.0
UNF	11-19-11	22	2	4	4	.500	0	0	.000	1	2	.500	3	1	4	2.7	3	0	0	0	4	0	5	5.0
FLORIDA GULF COAST	11-22-11	6	0	0	0	.000	0	0	.000	0	0	.000	0	0	0	2.0	1	0	0	0	1	0	0	3.8
at Ole Miss	11-25-11	2	0	1	1	.000	0	0	.000	0	0	.000	1	0	1	1.8	0	0	0	0	0	0	0	3.0
at Purdue	11-29-11	14	0	2	2	.000	0	0	.000	2	2	1.000	5	2	7	2.7	3	0	1	3	0	1	2	2.8
UMASS	12-03-11	*	15	2	2	1.000	0	0	.000	2	3	.667	2	1	3	2.7	4	0	0	0	1	0	6	3.3
Memphis	12-06-11	*	13	0	1	.000	0	0	.000	2	4	.500	1	1	2	2.6	2	0	0	3	1	0	2	3.1
at West Virginia	12-10-11	16	1	3	3	.333	0	0	.000	1	2	.500	1	1	2	2.6	3	0	0	0	0	0	3	3.1
vs FAU	12-17-11	DNP																						
at Charlotte	12-22-11	1	0	0	0	.000	0	0	.000	0	0	.000	0	0	0	2.3	0	0	0	0	0	0	0	2.8
APPALACHIAN STATE	12-30-11	2	0	1	1	.000	0	0	.000	0	0	.000	0	0	0	2.1	0	0	0	0	0	0	0	2.5
UNCG	01-02-12	DNP																						
at Virginia	01-07-12	DNP																						
at North Carolina	01-10-12	2	1	1	1	1.000	0	0	.000	0	0	.000	0	1	1	2.0	1	0	0	0	0	0	2	2.5
CLEMSON	01-18-12	DNP																						
NC STATE	01-22-12	DNP																						
at Georgia Tech	01-24-12	DNP																						
at Boston College	01-29-12	1	0	0	0	.000	0	0	.000	0	0	.000	0	0	0	1.8	0	0	0	0	0	0	0	2.3
MARYLAND	02-01-12	10	2	2	2	1.000	0	0	.000	0	1	.000	1	0	1	1.8	5	1	0	0	0	0	4	2.4
at Duke	02-05-12	DNP																						
VIRGINIA TECH	02-09-12	0	0	0	0	.000	0	0	.000	0	0	.000	0	0	0	1.7	0	0	0	0	0	0	0	2.3
at Florida State	02-11-12	DNP																						
NORTH CAROLINA	02-15-12	2	0	0	0	.000	0	0	.000	0	0	.000	0	0	0	1.6	0	0	0	0	0	0	0	2.1
WAKE FOREST	02-18-12	0	0	0	0	.000	0	0	.000	0	0	.000	0	0	0	1.5	0	0	0	0	0	0	0	2.0
at Maryland	02-21-12	7	1	1	1	1.000	0	0	.000	0	0	.000	1	1	2	1.5	0	0	0	0	1	1	2	2.0
FLORIDA STATE	02-26-12	*	7	0	2	.000	0	0	.000	0	0	.000	3	1	4	1.6	2	0	0	0	1	0	0	1.9
at NC State	02-29-12	DNP																						
BOSTON COLLEGE	03-03-12	DNP																						
at Georgia Tech	03-08-12	1	0	0	0	.000	0	0	.000	0	0	.000	0	0	0	1.6	0	0	0	0	0	1	0	1.8
vs Florida State	03-09-12	3	0	1	1	.000	0	0	.000	0	0	.000	0	1	1	1.5	0	0	0	0	0	0	0	1.7
VALPARAISO	03-14-12	DNP																						
MINNESOTA	03-19-12	4	0	1	1	.000	0	0	.000	0	0	.000	0	1	1	1.5	0	0	0	1	0	0	0	1.6
Totals		3	147	13	27	.481	0	0	.000	10	17	.588	21	12	33	1.5	27	0	2	7	11	4	36	1.6

# Fast Breaks: Raphael Akpejiori

They are stories of perseverance. Stories about growing up, becoming men and being a part of a family. One-by-one, we hear from them. These are the Miami Hurricanes...

**Playing basketball has given me** the chance to travel to a lot of countries and meet a lot of people. Just have fun in general and get an education. Be in Miami, make a lot of friends.

**I was recruited** when I was in high school in Kansas by a bunch of different schools. Miami was a good place, I liked the coaches and the school. I liked that it was a small school. It's generally a nice place and they play in the ACC so that's really what drew me closer. I get to play against a pro every night and a Hall of Fame coach, or a Hall of Fame coach in the making.

**When I was introduced to Coach L** he was a different breed, I would say. He's just like my dad, a very straightforward person, a guy who looks you in the eye and tells you how it is. He's not going to be rude to you, but he's going to tell you. He is more fun than age tells. He's 62 and he sounds like he's old, but he's like a 30 year old.

**When I played basketball as a kid I pretended to be** Shaq because I was the biggest person on the court at that time, and Shaq was winning all the rings with the Lakers. So I pretended to be Shaq for a while, then I pretended to be Tim Duncan. After that, I pretended to be LeBron James.

**Lagos is** full of too many people and traffic. That's the first thing that comes to my mind. You wake up in the morning and say you want to go from here to a distance of like South Beach, it would take you two hours to get there because of the traffic. First thing that comes to mind is the traffic and the second thing is there are a lot of crazy people out there and a lot of fun people. I was back for a while to visit before I came back here for high school. My family still lives in Nigeria, all of them.

I just wanted something new. I had a scholarship to go to high school and I was good at basketball so I figured I would go [to the United States] and experience another world. It wasn't really tough, it was more fun and more of an adventure until I dislocated my ankle. That was really tough. That was in 2008 when I first got here. I couldn't play basketball for a whole year. I was basically useless to a lot of people, but some people were still kind to me until I got back to playing.

**I'll never forget** what my father told me when I was going to school in Nigeria and he was dropping me off. He told me "never cheat anyone and never allow myself to be cheated by anyone," so that's something I will never forget.

**I secretly wish** I played football. I see Calvin Johnson and Jimmy Graham and sometimes I think I could do that. On Sundays, everyone is wearing your jersey and you see old people going crazy. I think I can put on a tight end's jersey or a wide receiver's jersey.

**My personal goals** are to graduate with a mechanical engineering degree, to play in the NBA for a long time, to raise a family, and maybe be a lawyer some day.

**When I was growing up** I had a lot of fun with my sister. She was like my first best friend. We were together for a long time. Now she's grown and she's about to get married and it's just weird.

**In mechanical engineering** you just think about everything that works. Every single thing from the design of your spoons that you eat with, your house, your cars, your bridges and everything. Just anything that works. There's a process that makes it work. There's someone who designs it. There's a calculation.

**To be an engineer** you have to be perfect. Every little thing is in detail. In basketball, every little screen set, every angle of the screen, every turn, the way you stand to get a rebound, everything is in detail. There's a place you have to be for that to work. The spin behind the ball, the arc, when you shoot the ball, the form. So that's how mechanical engineering transitions to the court on every play. Everything is in detail.


**My dad** got married twice. We have six kids in my family and growing up was very fun because there was never a dull moment and there was always something going on. There's always a fight, and after a fight there's always laughter so it was fun. We went to church like three times a day so we grew up being Christians and tried to live life the best way we could and be nice to other people, hoping that people would be nice to us.

**At the U** I've learned so much from my professors, especially Dr. Rahm. He's a good guy. He really knows what he's saying. He's someone who is really good at what he does. I also learned a lot from Coach Haith when he was here. He was a nice person and he always took interest in what you did, how your life was. Also from Coach Larranaga. He has a winner's mentality. He knows how to do things the right way from the smallest things to the hardest things. He tells you to try to have class and attitude and be a good person overall.

**My favorite thing about being a part of the U family** is that everyone knows everyone. I know all the football players, they all know who we are. I know all the swimmers' names and last names. All the rowers, all the athletes. It's like a little family. The U is like a little cult where you go outside and you represent and someone throws the U up and you go hyper.

**I am** a competitive person. I hate losing. I learned to suck it up when you lose. Sometimes you play really well and you still lose, but being a competitive person gives you an edge to keep going and you know that you can win more than you lose. Everything I do, I do it hard and I try to do it well to the best of my abilities. Competition at the U is good. We have teammates who don't like to lose either so it makes it more fierce while you're competing against each other.





# RION BROWN

Junior | Guard | 6-6 | 200

Hinesville, Ga. | Liberty County

# #15

## Brown Season / Career Highs

### Points

Season: 18, vs. Valparaiso 3/14/12

Career: 19, vs. Maryland 3/2/11

### Rebounds

Season: 6 (3x), last vs. Minnesota 3/19/12

Career: 8, vs. Georgia Tech 2/3/11

### Assists

Season: 3 (2x), last vs. Wake Forest, 2/18/12

Career: 3 (4x), last vs. Wake Forest, 2/18/12

### Steals

Season: 2 (3x) last vs. Minnesota 3/19/12

Career: 3, vs. NC Central 11/19/10

### Blocked Shots

Season: 1, vs. UMass 12/3/11

Career: 1, (4x) last vs. UMass 12/3/11

### Field Goals

Season: 6, vs. Valparaiso 3/14/12

Career: 6 (2x), last vs. Valparaiso 3/14/12

### Field Goal Attempts

Season: 12, vs. Minnesota 3/19/12

Career: 12, vs. Minnesota 3/19/12

### Free Throws

Season: 5, vs. Appalachian State 12/30/11

Career: 5 (2x) last vs. App. State 12/30/11

### Free Throw Attempts

Season: 6, vs. Appalachian State 12/30/11

Career: 6 (2x) last vs. App. State 12/30/11

### 3-Point Field Goals

Season: 4 (2x) last vs. Valparaiso 3/14/12

Career: 6, vs. Maryland 3/2/11

### 3-Point Field Goal Attempts

Season: 8, vs. Florida St. 3/9/12

Career: 8, vs. Florida St. 3/9/12

### Foul Disqualifications

Season: -

Career: -

### Minutes

Season: 37, vs. Valparaiso 3/14/12

Career: 37, vs. Valparaiso 3/14/12

**As a Sophomore (2011-12):** Ended season on a streak of hitting a three-pointer in seven-straight games, which ties for fourth-longest current streak in ACC ... Second on team in three-point percentage, hitting 41-104 (39.4%) from distance ... Second on squad with 41 made treys ... Played in 31 games, starting final three of season ... Did not play against UNF or Florida Gulf Coast due to illness ... In 19.9 minutes per game, averaged 7.2 points, 2.8 rebounds, 0.5 assists, 0.5 steals ... Hit 42.7 percent from field, 39.4 from distance and 76.6 at line overall ... In ACC play, averaged 6.0 points, 2.7 rebounds and 1.0 three-pointer made per game ... Scored in double digits 10 times, including final four games ... Knocked down multiple threes 10 times, twice hitting four ... Knocked down 11 threes in four postseason games, leading team with 14.3 points in ACC Tournament and NIT combined ... In ACC Tournament was second on team in scoring with 11.5 ppg, hitting five threes in two games, and had 5.0 rebounds ... Led team in NIT with 17.0 points and 35.5 minutes per night, and was second with 6.0 rebounds in two games ... Shot 47.8 percent from field, 42.9 percent from long range and 85.7 percent at line in NIT ... Led (or tied) for team game highs in scoring three times, steals twice and rebounds once ... Season highs include 18 points vs. Valparaiso, four three-pointers made vs. Valpo and FAU, six rebounds three times, three assists vs. Wake Forest and at Boston College, two steals a trio of times and 37 minutes against Valparaiso.

**As a Freshman (2010-11):** Played in all 36 games, starting all five contests in postseason - two in ACC Tournament play and three in NIT ... Averaged 4.4 points and 2.0 rebounds in 16.9 minutes per game ... Saw 15-plus minutes on hardwood in each of final 18 games, including personal ACC-high 30 minutes in breakout game versus Maryland (3/2) ... Versus Terps, registered career highs in points (19), field goals made (6), three-pointers made (6) and assists (3) ... Finished 6-of-7 from long range, becoming third Cane to convert six threes in a single game (Adrian Thomas and Malcolm Grant each did it twice) ... six three-pointers are most by a Miami freshman in a decade -- since Darius Rice went 7-for-15 from downtown versus Virginia Tech on Jan. 10, 2001 ... Also had big game versus Virginia (2/5) - with Canes trailing five points with 30 seconds remaining in regulation, sank deep three-pointer from U logo, and then with Miami down by three, converted all three free throws with just 13 seconds on clock to send game into overtime ... Finished with eight points -- with those five in final 30 seconds of regulation, three rebounds and one block in 24 minutes.

**High School:** Selected Class 3-A South Player of Year by Georgia Athletic Coaches Association ... Listed as a four-star recruit by *Rivals* and *Scout.com* ... Rated as No. 15 shooting guard by *Scout*, No. 47 shooting guard by *ESPN* and No. 61 nationally by *Rivals* ... Selected as a GHSA State Senior All-Star ... As senior, averaged 22.8 points per game, while shooting 55 percent from field and 38 percent from beyond arc ... Set school records with single-game high of 42 points and single-season record of 660 points ... Selected as WTOP-TV Player of Week (1/11/10) after that career-high 42-point performance in win over Burke County ... Helped lead team to second round of Georgia 3-A High School State Playoffs ... Scored game-high 28 points (including 10 in fourth quarter) in win over West Laurens ... Dropped in 28 points for Liberty County in win over Metter and added 26 points against Bradwell as part of Gentlemen's Classic Tournament in Statesboro, Ga. ... Finished with 25 points in Liberty County's win over Thomson ... Teammate of Tennessee signee Jordan McRae ... Coached by Willie Graham ... Played AAU basketball for Worldwide Renegades.

**Personal:** First name is pronounced Ryan ... Born Sept. 3, 1991 ... Son of Lisa Brown and Tico Brown, who played basketball at Georgia Tech, in Continental Basketball Association and overseas. When he retired, Tico was CBA's all-time leading scorer (8,538 points) and was voted to All-Time CBA Team ... Brother to Tico Brown II ... Majoring in sports administration ... Also recruited by Georgia, Alabama and Virginia.

2010-11					2011-12				
Opposition	P	R	A		Opposition	P	R	A	
Jacksonville	3	2	1		TENNESSEE TECH	7	3	1	
at Memphis	0	2	0		RUTGERS	0	4	1	
N.C. Central	17	2	2		at Ole Miss	0	0	0	
at Rutgers	5	2	0		at Purdue	3	4	0	
McNeese St.	16	4	0		UMASS	7	2	0	
at FGCU	5	0	1		Memphis	6	1	0	
Ole Miss	3	2	1		at West Virginia	0	0	0	
West Virginia	0	1	0		vs. FAU	15	0	0	
Stetson	3	0	1		at Charlotte	11	2	0	
UCF	0	0	0		APPALACHIAN ST.	15	3	0	
Oral Roberts	1	1	0		UNCG	6	2	1	
Rice	0	1	0		at Virginia	4	1	0	
Akron	0	1	0		at North Carolina	3	2	0	
Pepperdine	9	1	0		CLEMSON	5	2	0	
at Duke	0	0	0		NC STATE	10	4	0	
at Clemson	1	0	0		at Georgia Tech	0	1	1	
BC	0	0	1		at Boston College	2	3	3	
Florida St.	0	1	0		MARYLAND	5	3	1	
at NC State	3	0	1		at Duke	5	1	1	
UNC	0	1	0		VIRGINIA TECH	8	3	0	
at Virginia Tech	7	3	0		at Florida State	5	3	0	
Georgia Tech	5	8	1		NORTH CAROLINA	5	5	1	
Virginia	8	3	0		WAKE FOREST	11	6	3	
at Wake Forest	0	2	2		at Maryland	4	1	0	
Duke	8	3	0		FLORIDA STATE	9	2	0	
at UNCG	0	1	0		at NC State	15	4	1	
Clemson	5	2	0		BOSTON COLLEGE	5	2	1	
at BC	4	1	0		at Georgia Tech	10	5	0	
at Florida St.	3	7	1		vs. Florida State	13	5	0	
Maryland	19	3	3		VALPARAISO	18	6	1	
at Georgia Tech	3	3	3		MINNESOTA	16	6	0	
Virginia	9	3	0						
UNC	5	3	1						
FAU	6	1	0						
Missouri St.	7	3	2						
at Alabama	2	5	1						

## CAREER STATISTICS

Season	GP	GS	Min.	Avg.	FG	Total FGA	Pct.	3-Point FG	Total FGA	Pct.	Free Throws FT	Total FTA	Pct.	Rebounds Off.	Def.	Tot.	Avg.	PF	FO	Ast.	TO	Blk	Stl	Pts.	Avg.
2010-11	36	5	607	16.9	51	141	.362	32	90	.356	23	33	.697	13	59	72	2.0	54	0	22	33	3	10	157	4.4
2011-12	31	3	618	19.9	73	171	.427	41	104	.394	36	47	.766	26	60	86	2.8	41	0	16	21	1	15	223	7.2
TOTAL	67	8	1225	18.3	124	312	.397	73	194	.376	59	80	.738	39	119	158	2.4	95	0	38	54	4	25	380	5.7

## BROWN 2011-12

Opponent	Date	GS	Min	FG	FGA	Pct	3FG	FGA	Pct	FT	FTA	Pct	Off	Def	Tot	Avg	PF	FO	A	TO	Blk	Stl	Pts	Avg
TENNESSEE TECH	11-11-11	17	1	6	.167	1	4	.250	4	4	1.000	1	2	3	3.0	2	0	1	2	0	0	7	7.0	
RUTGERS	11-15-11	8	0	4	.000	0	2	.000	0	0	.000	2	2	4	3.5	1	0	1	1	0	0	0	3.5	
UNF	11-19-11	DNP - Illness																						
FLORIDA GULF COAST	11-22-11	DNP - Illness																						
at Ole Miss	11-25-11	2	0	1	.000	0	1	.000	0	0	.000	0	0	0	2.3	0	0	0	1	0	1	0	2.3	
at Purdue	11-29-11	24	1	4	.250	0	3	.000	1	2	.500	1	3	4	2.8	0	0	0	0	0	0	3	2.5	
UMASS	12-03-11	19	2	6	.333	1	2	.500	2	2	1.000	1	1	2	2.6	0	0	0	3	1	0	7	3.4	
Memphis	12-06-11	19	1	4	.250	1	2	.500	3	4	.750	0	1	1	2.3	0	0	0	0	0	0	6	3.8	
at West Virginia	12-10-11	2	0	0	.000	0	0	.000	0	0	.000	0	0	0	2.0	0	0	0	0	0	0	0	3.3	
vs FAU	12-17-11	27	5	7	.714	4	5	.800	1	2	.500	0	0	0	1.8	2	0	0	1	0	0	15	4.8	
at Charlotte	12-22-11	17	3	5	.600	3	5	.600	2	2	1.000	0	2	2	1.8	3	0	0	2	0	0	11	5.4	
APPALACHIAN STATE	12-30-11	27	4	5	.800	2	3	.667	5	6	.833	0	3	3	1.9	1	0	0	0	0	2	15	6.4	
UNCG	01-02-12	27	2	5	.400	2	3	.667	0	0	.000	1	1	2	1.9	1	0	1	2	0	1	6	6.4	
at Virginia	01-07-12	12	1	3	.333	1	2	.500	1	2	.500	0	1	1	1.8	0	0	0	0	0	0	4	6.2	
at North Carolina	01-10-12	15	1	1	1.000	1	1	1.000	0	0	.000	0	2	2	1.8	2	0	0	1	0	0	3	5.9	
CLEMSON	01-18-12	24	2	5	.400	1	3	.333	0	0	.000	1	1	2	1.9	1	0	0	2	0	0	5	5.9	
NC STATE	01-22-12	23	4	9	.444	1	6	.167	1	2	.500	1	3	4	2.0	1	0	0	0	0	0	10	6.1	
at Georgia Tech	01-24-12	15	0	3	.000	0	2	.000	0	0	.000	1	0	1	1.9	3	0	1	0	0	0	0	5.8	
MARYLAND	02-01-12	20	1	4	.250	1	3	.333	2	2	1.000	1	2	3	2.1	1	0	1	1	0	0	5	5.5	
at Duke	02-05-12	16	2	4	.500	1	2	.500	0	0	.000	1	0	1	2.0	2	0	1	0	0	1	5	5.5	
VIRGINIA TECH	02-09-12	18	3	3	1.000	1	1	1.000	1	2	.500	2	1	3	2.1	0	0	0	1	0	1	8	5.6	
at Florida State	02-11-12	16	2	5	.400	1	2	.500	0	0	.000	1	2	3	2.1	2	0	0	1	0	0	5	5.6	
NORTH CAROLINA	02-15-12	28	2	7	.286	1	5	.200	0	2	.000	1	4	5	2.2	4	0	1	0	0	0	5	5.5	
WAKE FOREST	02-18-12	26	5	9	.556	1	4	.250	0	0	.000	2	4	6	2.4	2	0	3	0	0	1	11	5.8	
at Maryland	02-21-12	21	1	4	.250	0	2	.000	2	2	1.000	1	0	1	2.3	2	0	0	0	0	0	4	5.7	
FLORIDA STATE	02-26-12	13	3	6	.500	2	4	.500	1	1	1.000	0	2	2	2.3	0	0	0	0	0	1	9	5.8	
at NC STATE	02-29-12	25	4	9	.444	3	6	.500	4	4	1.000	2	2	4	2.4	2	0	1	0	0	0	15	6.2	
BOSTON COLLEGE	03-03-12	20	2	6	.333	1	4	.250	0	1	.000	0	2	2	2.4	1	0	1	1	0	1	5	6.1	
at Georgia Tech	03-08-12	20	4	8	.500	2	4	.500	0	0	.000	1	4	5	2.5	0	0	0	1	0	0	10	6.3	
vs Florida State	03-09-12	* 31	5	11	.455	3	8	.375	0	0	.000	0	5	5	2.6	2	0	0	0	0	1	13	6.5	
VALPARAISO	03-14-12	* 37	6	11	.545	4	7	.571	2	2	1.000	1	5	6	2.7	2	0	1	1	0	1	18	6.9	
MINNESOTA	03-19-12	* 34	5	12	.417	2	7	.286	4	5	.800	3	3	6	2.8	2	0	1	0	0	2	16	7.2	
Totals		3	618	73	171	.427	41	104	.394	36	47	.766	26	60	86	2.8	41	0	16	21	1	15	223	7.2

# Fast Breaks: Rion Brown

They are stories of perseverance. Stories about growing up, becoming men and being a part of a family. One-by-one, we hear from them. These are the Miami Hurricanes...

**Georgia** is home. That's where my family is. That's my love. That's what I do it for, Georgia.

**The U** means great tradition and pride, lots of pride.

**My family** means the world to me. Everything I do is for them.

**Playing basketball** has given me great opportunities and a chance to see places I never thought I'd ever see like Arkansas and Vegas, I had never been to Vegas. I went my senior year in high school to an AE tournament. So just basketball has allowed me to see amazing places that I never thought I would ever see in my life. It also allowed me to come to college to get a free education, travel the world. It's just a great experience.

**I like** to swim. That's the first thing that came to my head. My dad taught me how to swim when I was two years old. So I have always loved water. I love going to the pool and swimming, diving, actually, if I wasn't playing basketball that's probably what I'd be doing. I didn't swim in high school, we didn't have a team in high school, but in middle school I did. My best race was just a regular freestyle.

**When I was introduced to Coach L** we all met him in the conference room. He came in with a big smile, shook everybody's hand. The look in eyes was just funny, I could just tell that he was like, 'Okay, this is going to be good'.

**I started playing basketball** when I was in sixth grade, it was rec basketball, my first time playing organized basketball. The most I remember was, I actually shot one in the wrong goal my very first game. I'll never forget that.

**I've learned from Coach L**, that patience is a virtue on the court. Slowing everything down, that's the best thing that I've learned. I was always in a hurry, everything I did. Basically, if I have the ball in a pass or a shot situation, I see it, I look at everybody around me and think 'Okay, is this the right thing to do right now', instead of just rushing into it. It's like "is this the best shot or is this the best pass, is there somebody else open?" So just slowing everything down in my head and just knowing that I don't have to do everything right away. I can take my time and make the right play.

**I was raised** in Savannah, Ga., for about four or five years then I moved to Hinesville, Ga., and played high school basketball there, and then here at Miami. We had the southern hospitality down there so everything was real respectful with 'Yes ma'am, No ma'am'. You never talked back. Everything that they said that's what happened.

**When I was growing up** I would actually say that I had a great childhood. My parents were always there. I was their only child, and my parents were always there. My dad was basically like a brother to me, also. We did everything together; football, basketball, everything. We had a real great family and they were always there for me. They did everything for me. They are still there, every step of the way.

**When I played basketball** as a kid, I pretended to be Tracy McGrady. That was always my favorite player. I just liked his style, just everything about him. He always looked so sleepy, like he wasn't going to do anything and then he has the ball and he's going at you, so it kind of throws you off. And a lot of people say I played like him when I was younger because my face never changed. I had no emotion, so that's probably who I looked up to the most.

**I'll never forget** when I got chased by a dog and I had to jump on top of a car and my knee went through the windshield. My whole body ended up inside the car. My knee just broke and shattered the windshield. I had to get nine

staples in my right knee. That's probably why the reason I have tendinitis in both my knees too. I'm sure that didn't help.

**I am a Hurricane** because I wanted to play in the ACC. I grew up watching my dad play at Georgia Tech and all the ACC teams. I just felt like this would be a great place to live. They had a great coaching staff before and they have a great coaching staff now, so it felt like this is where I belong.

**Some of my personal goals** include just being successful in life whether that be playing basketball or doing other things. I want to own my own restaurant, so just doing that and just being successful and able to take care of my family. I want to have an Italian restaurant. I just always had it in my mind because the way my name is spelled everybody would call me 'Rion' (Ree-on). And I just thought it sounded Italian. So I could have a restaurant called Rion. I just always had that in my head. But it might not work out like that. My favorite Italian meal is just regular pasta. I like chicken Alfredo and pasta with the meat marinara sauce, basically spaghetti. Those are my two favorites.

**At the U**, I've learned so much from Reggie Johnson. He was one of those people that when I first got here he was always in my head. I got tired of him, he got on my nerves, but when I really think about it, he was always trying to help me and guide me through the little things. Even off the court stuff that I was going through, like problems with school or personal stuff from home I was letting get to me. He would always talk to me, and tell me 'Hey, you've got to leave that outside for right now, you've got other work to do. If you do this, everything else will take care of itself.' I learned a lot from him.


**My favorite thing about the U family** is that we are very close knit. We do everything together. We go out to eat, everybody goes. We go hang out and play video games, everybody is there. It is just a great family atmosphere. Everyone is laughing and joking, I love these dudes, it's just funny.

**In high school** I tried to score 40 on this one kid I didn't like. He was just one of those kids that ever since we were little, playing rec ball together, we just always grew up going at each other. So in high school we met one time, and I really wanted to score 40 on him, and I actually scored 42, it was my career high in high school.

**I didn't think** I would be playing college basketball at around ninth or 10th grade. It got a little frustrating for me. Things weren't working out. In my mind I wasn't the player that I needed to be to get to college. But, of course my dad stayed on me, we worked hard, I worked hard from the 10th to 11th grade - it basically felt like I was in college already. Waking up at six in the morning, I woke up, went shooting in the gym at the YMCA before I would even go to school, and after school I had to meet my dad over there. He stayed on me.

**We have great competition** in the ACC. The games we play every day. Everything is in the margin of two to three points, so the plays you make at the end determine whether you lose by two or three or win by two or three. And with Pitt and Syracuse coming into it, it's about to be even better.

**I secretly wish** that I was about 7'2". I just always had it in my head that I was going to be seven feet tall since I was little. My dad is 6'6 and I'm 6'6, too, so it's just my imagination, but I thought was going to be seven feet.



# BISHOP DANIELS

R-Freshman | Guard | 6-3 | 176

# #2

Raleigh, N.C. | Word of God Christian Academy

**As a Freshman (2011-12):** Redshirt season after missing most of fall semester with foot injury.

**High School:** Speedy combo guard, known for high-flying dunks ... Has shown improved range after working on three-point shot ... Rated No. 4 dunker in 2011 class by *Rivals* ... Ranked among nation's top shooting guards - at No. 29 by *Scout* and No. 46 by *ESPN* ... As a senior, averaged 18 points, 5 rebounds and 4 assists per game en route to state semifinals appearance and 23-3 record ... Averaged 13 points, 5 assists and 4 rebounds per game as a junior ... Played for same high school as John Wall, No. 1 draft pick in 2010 by Washington Wizards ... Played AAU ball for CP3 All-Stars ... Reconfirmed commitment to University of Miami after meeting with Coaches Larranaga and Huger ... Also recruited by Purdue, Tennessee, NC State, Rutgers, Colorado, DePaul and Charlotte.

**Personal:** Born Nov. 2, 1992 ... Given name is Delante Bishop Daniels ... Son of Bonnie and Eugene Daniels ... Fourth North Carolina native on roster, joining Reggie Johnson, Garrius Adams and Julian Gamble.

# Fast Breaks: Bishop Daniels

They are stories of perseverance. Stories about growing up, becoming men and being a part of a family. One-by-one, we hear from them. These are the Miami Hurricanes...

**Playing basketball** has given me the opportunity to do many things that my family has never done before. I'm the first in my family to actually go to college and do something better with my life, rather than being on the streets or something like that.

**When I was introduced to Coach L**, I was at my house. I didn't know too much about him. He came down to try and convince me to stay with my commitment to Miami. I didn't know too much about his background, but he explained a lot, about what he's been through, who he knows, all of that. It made me realize that he's a good man all-around and coaching-wise.

**When I played basketball as a kid**, I never really pretended to be anybody else. As I was growing up, mostly I was into Michael Jordan. Everybody will say he's the best, if you watched his games and saw what he was doing, so I tried to be like him but I want to be one of the greatest.

**The hardest part of being away from home** is the food. Being so far away, the food is just not the same down here. I'm not used to eating fast food or any of that. I'm used to home-cooked meals, which I don't have here.

**The U** is about legacy. The swagger about it, the toughness, the simple fact that it intimidates people when they step on the field or the court, that's what the U is about.

**At the U, I've learned so much from** everybody. I've learned the same amount from every individual I've encountered. I don't think I've been here long enough to say one person more than another.

**Some of my personal goals** are to graduate from college and make it past just college basketball. Maybe become a professional, either overseas or in the NBA.

**Dunking** is in my genes. When he was younger, my dad could do basically the same things I can do and probably even more. Athleticism is in my genes. The reason why it stands out is because it's entertainment. More people like to see a dunk than a jump-shot or lay-up. The more you dunk, the more entertaining it is, and that's just how the hype comes.

**I don't think people realize** how fast I am until they actually see me on the court or see me play them. When Coach L came to me he told me he was looking for a running team, and that's the type of system he liked. To get as many basket attempts as possible, I think it should help a lot, getting up and down the floor as fast as we can.

**My pull-up jumper** and decision-making are two of the stronger assets of my game. If you've never seen me play and only seen highlights, you wouldn't know that.

**Everybody on the team** is equally close. We all hang out, go out together, whether it's to the movies or going out to eat, we're all equal. There are no cliques or anything, we're just one big group.

**Word of God** was a great experience. I was there for three years, and was there for John Wall's senior year. It was me and Dez Wells (Xavier) carrying on the legacy. There were ups and downs. We got to experience a lot of things kids don't experience. The things we got to do, and the people we played with, are remarkable. There's nothing better than to do something at your best, and that's what we did.

**We went hard every day** at Word of God, even with each other, just fouling hard and playing physical. We did whatever it took for us to get better. Going out there and doing it on the court, it was a great experience for all of us.

**I have** everything I want. I'm satisfied with what God gave me. He gave me what He gave me for a reason, so I can't say I wish I had something else. If anything, I wish that, even though I work hard, that I work even harder. There are no physical attributes I wish I could have or anything like that, it happened for a reason.

**Family is** first. Whatever I do, I always have in my mind that I'm doing it for my family. I haven't always had the best of anything, so I do it for my family back home, my friends, my circle. I don't have a big circle, but I do it for them. I'm just trying to make it like everyone else.

**I was raised** to never quit. That's one thing my mom and dad instilled in me growing up. Through tough times, when certain situations didn't go my way, they told me to never quit. No matter what it was either. It could be to the point where I'm in the worst situation possible, but they never wanted me to quit. I always take situations like that, put the blame on myself, and see what I can do to make it better.





# JULIAN GAMBLE

Senior | Forward/Center | 6-10 | 250

# #45

Durham, N.C. | Southern Durham

**As a Senior (2011-12):** Sat out season after injuring left ACL in summer of 2011 ... Granted clock extension by NCAA, allowing forward to play basketball for sixth year, in 2012-13.

**As a Junior (2010-11):** Played in all 36 games, with 13 starts - including six in ACC play ... Averaged 4.0 points, 3.4 rebounds and 0.8 blocks per game, converting 59.8 percent of field goals ... Scored in 33-of-36 games, averaging 7.0 points and 4.8 rebounds over last six outings, converting 73.9 percent of field goals ... In three NIT games, averaged 7.3 points and 5.7 rebounds while shooting 88.9 percent from field (8-9).

**As a Sophomore (2009-10):** Among five Hurricanes to play in all 33 games, including 11-straight starts to close season ... Averaged 6.6 points on 52.6 percent shooting from field and 6.3 rebounds over last seven starts ... For season, posted 3.5 points, 2.9 rebounds and 0.8 blocks per game, while converting 70.6 percent from line ... Posted multiple blocks in four games, including a career-high four at North Carolina (3/2) ... Versus Tar Heels, added eight points -- including first career three-pointer to beat halftime buzzer, seven boards, a career-high tying two steals and two assists in 26 minutes ... Grabbed double-figure rebounds twice and five-plus boards seven times, including six times versus conference opponents ... Honored with team's "Outstanding Student-Athlete Award" at 2010 postseason banquet for efforts on court and in classroom.

**As a Redshirt Freshman (2008-09):** Saw action in 24 games in first campaign as a Hurricane, including 10 games vs. ACC opponents ... Among just six ACC freshmen to record a double-double during season, posting a career-high 13 points and a career-high 13 rebounds in win over North Florida (12/31), converting 3-of-5 field goals and a season-high 7-of-10 free throws ... Also scored in double figures in win at St. John's (12/27), finishing with 10 points on perfect 4-of-4 shooting from field and 2-of-2 shooting from line in 12 minutes ... Grabbed five or more rebounds five times, including four-point, five-board effort in 15 minutes versus then- No. 3/3 North Carolina (2/15).

**High School:** Three-year letterwinner at Southern Durham High School, same high school as former UM teammate Anthony King ... Averaged 18 points, 10 rebounds and five blocks per game as a senior ... Two-time all-conference selection ... Rated No. 27 center in class of 2007 by *Scout.com* and No. 4 overall player in state of North Carolina by *Rivals.com* ... Coached by David Pyper.

**Personal:** Born Sept. 15, 1989 ... Son of Sarah Gamble ... Brother to Talonny, Javon, William and Raquel ... Graduated in May 2012 with degree in sports administration and minor in business administration ... Currently working on second degree - in liberal arts ... Off court, enjoys playing video games ... Traveled to Africa during summer of 2008 with Athletes in Action, getting opportunity to play basketball with other collegians from across country, as well as hold basketball clinics for local children ... Big body ... Great inside game-- team's best post passer ... Strong basketball IQ and good skill level ... Has shown tremendous growth through redshirt season in 2007-08 up until present ... Nicknames include "Jules" and "JG".

2008-09			
Opposition	P	R	A
Florida Southern	4	6	0
Southern Miss	0	0	0
Connecticut	0	1	0
San Diego	0	5	3
Stetson	1	2	0
at Kentucky	0	3	1
FIU	6	3	1
Robert Morris	0	0	0
Clemson	0	3	0
at St. John's	10	3	1
UNF	13	13	1
NC Central	6	7	0
FAU	0	0	0
Maryland	0	0	0
at North Carolina	0	0	0
at NC State	2	3	0
at Maryland	1	0	0
North Carolina	4	5	0
at Florida State	1	2	1
at Virginia	0	1	0
NC State	0	2	0
Virginia Tech	7	0	0
at Providence	2	1	0
at Florida	0	1	0

2009-10			
Opposition	P	R	A
NC Central	10	3	1
Nova Southeastern	5	4	0
Tulane	2	1	0
UNC Wilmington	2	0	0
South Carolina	0	0	0
FGCU	0	1	0
USC Upstate	4	5	4
Minnesota	0	1	0
at Boston College	0	0	0
SC State	0	4	3
at Stetson	4	2	0
FAU	2	1	0
NC A&T	2	4	3
Bethune-Cookman	0	0	1
at Pepperdine	4	3	0
Wake Forest	5	2	0
at Virginia Tech	0	0	0
at Virginia	0	0	0
Boston College	4	1	0
at Maryland	0	1	0
Virginia Tech	2	0	0
at Wake Forest	3	3	0
at Florida St.	9	3	1
Georgia Tech	4	7	2
at Clemson	3	5	1
Duke	4	1	1
Virginia	13	12	3
NC State	6	4	0
at North Carolina	8	7	2
Florida St.	5	1	0
Wake Forest	8	13	1
Virginia Tech	2	5	1
Duke	4	2	0

2010-11			
Opposition	P	R	A
Jacksonville	10	5	0
at Memphis	4	3	0
N.C. Central	2	4	1
at Rutgers	0	1	0
McNeese St.	2	5	0
at FGCU	2	0	0
Ole Miss	4	4	1
West Virginia	2	3	0
Stetson	6	7	1
UCF	4	1	0
Oral Roberts	2	0	0
Rice	4	3	1
Akron	3	3	0
Pepperdine	2	0	0
at Duke	7	3	0
at Clemson	2	0	1
BC	4	7	0
Florida St.	2	4	0
at NC State	4	6	2
UNC	0	2	0
at Virginia Tech	4	5	0
Georgia Tech	5	6	0
Virginia	0	1	0
at Wake Forest	4	7	1
Duke	4	2	2
at UNC	8	5	2
Clemson	5	4	0
at BC	2	3	0
at Florida St.	1	0	0
Maryland	2	1	1
at Georgia Tech	7	4	2
Virginia	11	5	0
UNC	2	3	1
FAU	8	8	2
Missouri St.	7	3	0
at Alabama	7	6	0

## Gamble Season / Career Highs

### Points

Career: 13, (2x) last vs. Virginia 2/23/10

### Rebounds

Career: 13, (2x) vs. Wake Forest 3/11/10

### Assists

Career: 4, vs. USC Upstate 11/28/09

### Steals

Career: 2 (7x), last at Clemson 1/8/11

### Blocked Shots

Career: 4, at North Carolina 3/2/10

### Field Goals

Career: 6, vs. Virginia 2/23/10

### Field Goal Attempts

Career: 10, at North Carolina 3/2/10

### Free Throws

Career: 7, vs. UNF 12/31/08

### Free Throw Attempts

Career: 10, vs. UNF 12/31/08

### 3-Point Field Goals

Career: 1, at North Carolina 3/2/10

### 3-Point Field Goal Attempts

Career: 2, at North Carolina 3/2/10

### Foul Disqualifications

Career: 5x, last at Wake Forest 2/9/11

### Minutes

Career: 28 vs. Wake Forest 3/11/10

## GAMBLE CAREER STATISTICS

Season	GP			Min.	Avg.	Total			3-Point			Free Throws			Rebounds				Scoring						
	GP	GS	Min.			FGA	Pct.	FG	FGA	Pct.	FT	FTA	Pct.	Off.	Def.	Tot.	Avg.	PF	FO	Ast.	TO	Blk	Stl	Pts.	Avg.
2008-09	24	0	179	7.5	20	46	.435	0	0	.000	17	29	.586	22	39	61	2.5	23	0	8	4	14	3	57	2.4
2009-10	33	11	440	13.3	45	94	.479	1	4	.250	24	34	.706	39	57	96	2.9	59	2	24	37	25	17	115	3.5
2010-11	36	13	546	15.2	61	102	.598	0	1	.000	21	49	.429	41	83	124	3.4	92	3	18	33	30	14	143	4.0
TOTAL	93	24	1165	12.5	126	242	.521	1	5	.200	62	112	.554	102	179	281	3.0	174	5	50	74	69	34	315	3.4

# Fast Breaks: Julian Gamble

They are stories of perseverance. Stories about growing up, becoming men and being a part of a family. One-by-one, we hear from them. These are the Miami Hurricanes...

**I was raised** in many different places. I moved around a lot as a child and met a lot of different people so that makes me very social, very easy to get along with and very outgoing. It helps me very easily adapt to different situations.

**I started playing basketball** when I was young. I grew up in North Carolina. It's a basketball state. I grew up around the ACC. I grew up watching North Carolina play. The Tar Heels were my favorite team, obviously not anymore since we play them, but where I grew up definitely influenced me to play basketball. I started young, probably around five.

**My favorite holiday** is Christmas, not necessarily because of getting gifts and giving gifts but because of the theme of the holiday and being with family and being able to give people gifts. Not necessarily things they can see, like material things, but things they'll remember for a long time and things that will change people's lives.

**Nobody knows** that I can cook. I've never even cooked for anybody but I can cook for myself. I have to eat, I eat a lot. I learned how to cook at a young age because my mom would travel a lot. I'm really good at making French toast. I lived one week straight off of just French toast.

**To be a Miami Hurricane** means a lot. I take a lot of pride in it. When I go home that's how people identify me as I'm the guy who went to Miami. Especially where I'm from, not a lot of people made it out. It's definitely a pride thing and I represent it everywhere I go with that in the back of my mind I know that I have to carry myself in the correct manner at all times.

**Right now I'm listening to** J. Cole. He's from North Carolina so it's like a sense of pride thing and when I listen to music I like lyricists and people who talk about different things in a song. Not something you can just listen to once and get it or just a catchy beat. I like a lot of music with content in it so it's definitely on repeat right now.

**If I wasn't playing basketball** I would be coaching somewhere or broadcasting or doing something with video. I'm very articulate and it's easy for me to talk to people. I don't get nervous in front of large crowds. I like teaching and I love basketball so all of that helps me to do some stuff now, especially since I started doing it at such a young age.

**When I was younger** I wanted to be a professional basketball player. I never thought I would make it to this level or have the opportunity to be able to play pro after college. Just to be here is a dream come true but I know I still have a long way to go.

**My family** is probably the most important thing in my life. My family is my motivation. I do everything for my family. I talk to my mom all the time. I have my mother, my sister and my grandmother's names all tattooed on my arm, I see it every day. Family is definitely a very important part of my life.

**Legacy** it is what you make it. I think some people put more of a premium on it than others, but I really feel like when it comes to legacy, most of your legacy is made off the court than on the court within your career here. Of course you can make great moments on the court and people will remember that, but I think people remember more so who you were than how you played.

**My favorite UM athlete** was Jacory Harris just because of the type of person he is. I know him and he's very humble, he's very intelligent and with the type of scrutiny he's under every game, one mistake people turn on him and he's still the same person, he doesn't change. I definitely look up to him in a sense of adversity and I hope our team can do the same.

**The U** is a special place. I committed to come here before I even saw the campus. I just had a good feeling about the coaching staff and the people here. Once I met the team, it's a real family atmosphere and everyone is so close-knit you can walk around and all of the athletes know each other and speak to each other when we see each other and it's just a very unique place. It's definitely one of a kind.

**At The U, I've learned so much from** Adrian Thomas. He just left a year ago and it's crazy because I'm in a similar situation. He was here for six years because he had two season-ending injuries and I had a season-ending injury. I kind of get to go down that same path and I just hope I can be half the person he was because he definitely dealt with adversity and still kept head high and came out on top.

**Before every game** I try not to think about the game as much as I try to stay focused on the team and my teammates and go out and do anything possible to help them win. Not go out and score 20 points but if I need to get a block to win the game or a couple rebounds, I'm fine scoring no points and getting two rebounds and a block to win the game. I don't really care about stats.

**My favorite movie** is I'd have to say Friday After Next. I watch so many movies I don't have one favorite but that's just the one I'm watching the most on Netflix all the time.





# JUSTIN HELLER

Junior | Guard | 6-2 | 180

Boca Raton, Fla. | West Boca Raton Community

# #12

## Heller Season / Career Highs

### Points

Career:

### Rebounds

Career: 2, vs. Appalachian State 12/30/11

### Assists

Career:

### Steals

Career:

### Blocked Shots

Career:

### Field Goals

Career:

### Field Goal Attempts

Career: 1 (2x), last vs. Boston College 3/3/12

### Free Throws

Career:

### Free Throw Attempts

Career:

### 3-Point Field Goals

Career:

### 3-Point Field Goal Attempts

Career: 1, vs. Boston College 3/3/12

### Foul Disqualifications

Career:

### Minutes

Career: 2, vs. Appalachian State 12/30/11

**As a Sophomore (2011-12):** Played in seven games, including four ACC matchups ... Attempted two shots, including one three pointer ... Grabbed a pair of defensive rebounds ... Season highs include one field goal attempt against Boston College and Wake Forest, one three-point attempt vs. Boston College, two rebounds against Appalachian State and two minutes vs. Appalachian State ... Book Buster (3.0 GPA) ... Athletics Director Honor Roll (3.2 GPA).

**As a Freshman (2010-11):** Walked onto team ... Practiced, but did not see any game time.

**High School:** After transferring to West Boca, played one year of varsity basketball for the Bulls ... Among top 30 three-point scorers in Palm Beach County in 2009-10 ... Bulls were only team to beat powerhouse Dwyer, the top-ranked high school in county, with 82-73 victory.

**Personal:** Born on Dec. 26, 1991 ... Son of Neal Heller and Liz Heller ... Brother to Anthony Anderson ... Majoring in business, with aspirations of becoming a CEO ... Recruited by American and North Florida ... Nickname is J-Hell.

2011-12			
Opposition	P	R	A
at Charlotte	0	0	0
APPALACHIAN ST.	0	2	0
at Boston College	0	0	0
VIRGINIA TECH	0	0	0
WAKE FOREST	0	0	0
BOSTON COLLEGE	0	0	0
MINNESOTA	0	0	0

## CAREER STATISTICS

CAREER STATISTICS																										
Season							Total		3-Point			Free Throws			Rebounds						Scoring					
	GP	GS	Min.	Avg.	FG		FGA	Pct.	FG	FGA	Pct.	FT	FTA	Pct.	Off.	Def.	Tot.	Avg.	PF	FO	Ast.	TO	Blk	Stl	Pts.	Avg.
2011-12	7	0	4	0.6	0		2	.000	0	1	.000	0	0	.000	0	2	2	0.3	0	0	0	1	0	0	0	0.0

2011-12	7	0	4	0.6	0	2	.000	0	1	.000	0	0	0	0	.000	0	2	2	0.3	0	0	0	0	1	0	0	0	0.0
---------	---	---	---	-----	---	---	------	---	---	------	---	---	---	---	------	---	---	---	-----	---	---	---	---	---	---	---	---	-----

## HELLER 2011-12

Opponent	Date	TOTAL			3-PTS			FREE THROWS			REBOUNDS				PF	FO	A	TO	Blk	Stl	Pts	Avg
		GS	Min	FG	FGA	Pct	3FG	FGA	Pct	FT	FTA	Pct	Off	Def	Tot							
at Charlotte	12-22-11	0	0	0	0	.000	0	0	.000	0	0	.000	0	0	0	0.0	0	0	0	0	0	0.0
APPALACHIAN STATE	12-30-11	2	0	0	0	.000	0	0	.000	0	0	.000	0	2	2	1.0	0	0	0	1	0	0.0
at Boston College	01-29-12	0	0	0	0	.000	0	0	.000	0	0	.000	0	0	0	0.7	0	0	0	0	0	0.0
VIRGINIA TECH	02-09-12	0	0	0	0	.000	0	0	.000	0	0	.000	0	0	0	0.5	0	0	0	0	0	0.0
WAKE FOREST	02-18-12	0	0	1	0	.000	0	0	.000	0	0	.000	0	0	0	0.4	0	0	0	0	0	0.0
BOSTON COLLEGE	03-03-12	1	0	1	0	.000	0	1	.000	0	0	.000	0	0	0	0.3	0	0	0	0	0	0.0
MINNESOTA	03-19-12	1	0	0	0	.000	0	0	.000	0	0	.000	0	0	0	0.3	0	0	0	0	0	0.0
Totals		0	4	0	2	.000	0	1	.000	0	0	.000	0	2	2	0.3	0	0	0	1	0	0.0

# Fast Breaks: Justin Heller

They are stories of perseverance. Stories about growing up, becoming men and being a part of a family. One-by-one, we hear from them. These are the Miami Hurricanes...

---

**I was raised** in Boca Raton by my mom and dad. I was always brought up to set goals that I wanted to achieve and to try my hardest in everything I do.

**Oldest nickname** I've ever had is J. Bird from Taurean Green, who was someone I looked up to as a kid and he went on to win two championships at the University of Florida.

**Right now I'm listening to** J. Cole's first album The Sideline Story because in music he talks a lot about overcoming obstacles and things that I can relate to.

**After college** I want to get a law degree to use in the business world.

**One thing everyone should know about Miami Basketball is** that inside the locker room there are some of the craziest guys you've ever met but outside you wouldn't know it.

**At The U,** I learned so much from Malcolm who was a junior when I was a freshman. He really taught me a lot about life and always made sure I was okay.

**Before every game** I'm usually with Durand and we go to the mall or something.

**Coach Larranaga** is a really old school guy. He knows a lot about basketball and main thing is he likes to do things the right way and he's a great guy for the program.



# TONYE JEKIRI

Freshman | Center | 7-0 | 227

# #23

Hialeah, Fla. | Champagnat Catholic School

**High School:** Rated 17th-best center in country by *ESPN.com* and No. 13 by *Scout.com* ... Averaged 20 points, 12 rebounds and 5 blocks per game as a senior ... Notched 45 points and 20 rebounds in regional semifinals and 18 points, 14 rebounds and six blocks in regional finals ... Led team to 2A state title game ... First team 2011-12 Boys Class 2A All-State team ... First team All-FHSAA Tournament at state championships ... *Orlando Sentinel's* 2011-12 All-Florida boys basketball team ... Averaged 14 points and 10 rebounds per game as a junior with Champagnat, first year of organized hoops ... Team MVP ... Team captain ... On AAU circuit, played for Team Breakdown ... Dominated at Source Hoops Elite Camp and led Team Breakdown to championships in Breakdown Hoops Festival and Big Shots Myrtle Beach I ... Can play with back to basket or step out for a 10-12-foot shot ... Runs floor like a guard and has unstoppable motor.

**Personal:** Born July 23, 1994 in Nigeria ... Given name is Tonye Frank Jekiri (TAHN-yay Ja-KEER-EE) ... Brother to Tammie, Omiebi and Boma ... Chose jersey number 23 because July 23 is birthday ... Originally from Nigeria, Jekiri moved to South Florida in September 2010 to begin basketball career ... Previously played soccer ... Chose Miami over considerations from Virginia Tech, Clemson, Florida State, Auburn, Vanderbilt and Alabama ... Jekiri is Larranaga's second recruit from state of Florida, joining current Canes sophomore Shane Larkin from Orlando, Fla. ... Enjoys dancing.



# REGGIE JOHNSON

Senior | Center | 6-10 | 292

Winston-Salem, N.C. | Winston-Salem Prep

# #42

## Johnson Season / Career Highs

### Points

Season: 27, at Duke 2/5/12

Career: 27, at Duke 2/5/12

### Rebounds

Season: 12, at Duke 2/5/12

Career: 20, vs. FAU 3/16/11

### Assists

Season: 5, vs. FAU 12/17/11

Career: 5, vs. FAU 12/17/11

### Steals

Season: 2, vs. Appalachian State 12/30/11

Career: 2 (4x), last vs. Georgia Tech 2/3/11

### Blocked Shots

Season: 5, vs. FAU 12/17/11

Career: 5 (2x) last vs. FAU 12/17/11

### Field Goals

Season: 11, at Duke 2/5/12

Career: 11, at Duke 2/5/12

### Field Goal Attempts

Season: 17, at Duke 2/5/12

Career: 17 (2x), last at Duke 2/5/12

### Free Throws

Season: 7, vs. FAU 12/17/11

Career: 9, at Wake Forest 2/9/11

### Free Throw Attempts

Season: 10 (2x), last at Duke 2/5/12

Career: 12, at Wake Forest 2/9/11

### 3-Point Field Goals

Season: 1 (4x), last vs. Boston College 3/3/12

Career: 1 (4x), last vs. Boston College 3/3/12

### 3-Point Field Goal Attempts

Season: 2 (2x), last vs. Boston College 3/3/12

Career: 2 (2x), last vs. Boston College 3/3/12

### Foul Disqualifications

Season: 1, last vs. Maryland, 2/1/12

Career: 6x: 1-11/12; 4 - 10/11; 1-09/10

### Minutes

Season: 36, vs. FAU 12/17/11

Career: 36, vs. FAU 12/17/11

## 2011 All-ACC Honorable Mention 2010 ACC All-Tournament Second Team ACC Player of the Week - Feb. 6, 2012

**As a Junior (2011-12):** Following season was listed sixth in rebounds on ACC's active career statistical leaders list ... Earned ACC Player of Week honors on Feb. 6, 2012 ... Led Canes in offensive rebounds and rebound average ... In 23 games, averaged 10.0 points, 7.2 rebounds, 1.6 assists, 1.0 blocks, 0.6 steals and 26.2 minutes ... Hit 49.2 percent of shots, including 36.4 percent (4-11) from distance, and 70.8 percent from line ... In ACC play, averaged 10.5 points and 7.1 rebounds in 26.6 minutes per game ... In two games at ACC Tournament, grabbed 19 rebounds and scored 12 points ... Notched double-digits in 13 games ... Posted one double-double, a 27-point, 12-rebound performance in UM's first-ever win at Cameron Indoor Stadium against Duke ... Recorded double-digit rebounds three times, two of which were in last three games of season ... Led (or tied) for team game highs in rebounds 13 times, blocks nine times, assists four times and scoring twice ... First three-point attempt was a made trey against Maryland on Feb. 1 ... Never attempted more than two in a game ... Posted 15 points, nine rebounds, five blocks and five assists in 36 minutes in first game back from knee surgery (12/17) ... Sat out first nine games of season after successfully undergoing surgery on June 30 to repair a torn meniscus in right knee. Injured knee during a pick-up game with teammates on June 27 and underwent a MRI on June 28. First game back was Dec. 17, 2011 vs. FAU in Orange Bowl Basketball Classic ... Season highs include 27 points at Duke, seven free throws made vs. FAU, 12 rebounds at Duke, five assists vs. FAU, two steals against Appalachian State, five blocked shots vs. FAU and 36 minutes vs. FAU ... Declared ineligible prior to game against Florida State (Feb. 26) following findings in ongoing joint NCAA-UM inquiry. Reinstated for Feb. 29 game at NC State.

**As a Sophomore (2010-11):** Earned All-ACC honorable mention accolades ... Appeared in all 36 games, making 34 starts - tying for third most in program to date ... Averaged nearly a double-double with 11.9 points, team-high 9.6 rebounds and team-best 1.3 blocks per game, while shooting 59.1 percent from field - third-highest percentage in a season in UM tory (minimum 200 field goal attempts) ... 347 season boards are most for a Cane since Rick Barry notched a school-record 475 in 1964-65 and rank sixth in UM tory ... Grabbed a team-high 21.7 percent of available rebounds while on court -- 26.8 percent of defensive boards (12th in nation) and 16.3 percent of offensive boards (7th in nation) ... Among ACC's leaders in several categories, ranking fourth in rebounding (28th in nation), second in offensive rebounds (3.5 pg), fourth in defensive rebounds (6.1 pg) and 20th in scoring ... Among ACC's most improved players in both scoring and rebounding, with scoring average increasing 5.5 points per game and rebounding jumping 5.0 boards an outing ... Averaged 12.3 points and 12.0 rebounds, shooting 70.6 percent from field

## CAREER STATISTICS

Season	GP	GS	Min.	Avg.	FG	FGA	Pct.	3-Point FG	3-Point FGA	3-Point Pct.	Free Throws FT	Free Throws FTA	Free Throws Pct.	Rebounds Off.	Rebounds Def.	Tot.	Avg.	PF	FO	Ast.	TO	Blk	Stl	Pts.	Avg.
2009-10	32	6	434	13.6	60	115	.522	0	0	.000	84	107	.785	59	89	148	4.6	70	1	13	24	21	16	204	6.4
2010-11	36	34	935	26.0	165	279	.591	0	0	.000	100	150	.667	126	221	347	9.6	116	4	33	69	45	22	430	11.9
2011-12	23	22	602	26.2	88	179	.492	4	11	.364	51	72	.708	59	106	165	7.2	70	1	36	37	23	14	231	10.0
TOTAL	91	62	1971	21.7	313	573	.546	4	11	.364	235	329	.714	244	416	660	7.3	256	6	82	130	89	52	865	9.5

## JOHNSON 2011-12

Opponent	Date	GS	Min	FG	FGA	Pct	3FG	FGA	Pct	FT	FTA	Pct	Off	Def	Tot	Avg	PF	FO	A	TO	Blk	Stl	Pts	Avg
vs FAU	12-17-11		36	4	6	.667	0	0	.000	7	10	.700	2	7	9	9.0	3	0	5	2	5	1	15	15.0
at Charlotte	12-22-11	*	26	3	7	.429	0	0	.000	5	6	.833	2	5	7	8.0	2	0	3	4	2	0	11	13.0
APPALACHIAN STATE	12-30-11	*	25	4	8	.500	0	0	.000	3	3	1.000	1	7	8	8.0	4	0	1	0	0	2	11	12.3
UNCG	01-02-12	*	15	2	5	.400	0	0	.000	2	4	.500	1	1	2	6.5	4	0	0	1	2	1	6	10.8
at Virginia	01-07-12	*	33	3	9	.333	0	0	.000	1	2	.500	6	3	9	7.0	3	0	1	2	0	0	7	10.0
at North Carolina	01-10-12	*	30	6	10	.600	0	0	.000	0	0	.000	1	8	9	7.3	4	0	0	2	0	1	12	10.3
CLEMSON	01-18-12	*	29	2	3	.667	0	0	.000	3	4	.750	1	6	7	7.3	4	0	3	2	2	0	7	9.9
NC STATE	01-22-12	*	22	4	5	.800	0	0	.000	4	4	1.000	0	4	4	6.9	4	0	0	1	1	1	12	10.1
at Georgia Tech	01-24-12	*	24	4	11	.364	0	0	.000	0	0	.000	0	7	7	6.9	4	0	2	1	0	0	8	9.9
at Boston College	01-29-12	*	28	4	8	.500	0	0	.000	4	5	.800	3	2	5	6.7	2	0	1	1	1	1	12	10.1
MARYLAND	02-01-12	*	25	6	13	.462	1	1	1.000	0	0	.000	2	3	5	6.5	5	1	1	3	1	1	13	10.4
at Duke	02-05-12	*	35	11	17	.647	0	1	.000	5	10	.500	8	4	12	7.0	3	0	0	0	0	1	27	11.8
VIRGINIA TECH	02-09-12	*	31	6	11	.545	1	2	.500	2	4	.500	3	4	7	7.0	3	0	4	2	1	0	15	12.0
at Florida State	02-11-12	*	28	2	4	.500	0	1	.000	0	0	.000	1	5	6	6.9	2	0	1	3	0	1	4	11.4
NORTH CAROLINA	02-15-12	*	26	3	7	.429	1	1	1.000	4	4	1.000	6	3	9	7.1	3	0	1	1	1	0	11	11.4
WAKE FOREST	02-18-12	*	24	3	7	.429	0	0	.000	0	0	.000	1	7	8	7.1	3	0	2	1	1	1	6	11.1
at Maryland	02-21-12	*	15	1	5	.200	0	0	.000	1	2	.500	2	2	4	6.9	1	0	1	2	0	0	3	10.6
FLORIDA STATE	02-26-12	DNP																						
at NC STATE	02-29-12	*	18	5	9	.556	0	1	.000	0	0	.000	3	5	8	7.0	4	0	0	1	1	0	10	10.6
BOSTON COLLEGE	03-03-12	*	31	4	5	.800	1	2	.500	1	2	.500	3	4	7	7.0	2	0	4	2	0	1	10	10.5
at Georgia Tech	03-08-12	*	26	3	10	.300	0	0	.000	1	2	.500	4	5	9	7.1	3	0	0	3	0	1	7	10.4
vs Florida State	03-09-12	*	22	2	5	.400	0	1	.000	1	2	.500	6	4	10	7.2	4	0	2	1	2	0	5	10.1
VALPARAISO	03-14-12	*	33	4	8	.500	0	0	.000	1	2	.500	2	9	11	7.4	1	0	4	1	3	0	9	10.0
MINNESOTA	03-19-12	*	20	2	6	.333	0	1	.000	6	6	1.000	1	1	2	7.2	2	0	0	1	0	1	10	10.0

# REGGIE JOHNSON

Senior | Center | 6-10 | 292

# #42

Winston-Salem, N.C. | Winston-Salem Prep

(17-24) and 100 percent from line (3-3) over three NIT games ... Scored in double figures in 23 games, with four 20-point outings - including a career-high 25 points in road win at hometown Wake Forest (2/9) ... Pulled down double-figure rebounds 16 times, with 15-plus boards three times - including a career-high 20 in NIT opening-round win over FAU (3/16) ... Those 20 boards are most for an ACC player and most for a Cane since return of Miami basketball in 1985-86 ... Added 14 points versus Owls to register 13th double-double of season - fourth-most in ACC and tied with All-American Tim James for third-most by a Hurricane in a single season (since return of program in 1985-86) ... Set a school record with 116 fouls ... Fouled out four times, with first three occurring before start of conference play ... Finished with 14 points on 6-of-8 shooting from field and 2-of-2 shooting from charity stripe, with seven rebounds in NIT quarterfinal at Alabama (3/23) ... Just shy of a double-double with nine points, nine rebounds, a season-high tying three assists and two blocks in win over Missouri State (3/21) in NIT's second round ... Finished with 12 points versus No. 6/7 North Carolina (3/11) ... Hit a pair of buckets in overtime to put Miami in control in ACC Tourney win over Virginia (3/10), while also grabbing six rebounds ... Posted double-figure rebounds in three straight, including a game-high 12 at Georgia Tech (3/6) ... Notched second-straight double-double vs. Maryland (3/2), matching up versus Jordan Williams to post 12 points, a then-career-high 16 boards and a career-high tying three assists (3/2) ... Posted a double-double of 17 points and a game-high 12 rebounds and two blocks at Florida State (2/26) ... Scored 12 of team-high tying 15 points in second half in road win at Boston College (2/23), adding a team-high tying six boards, pair of assists, a block and a steal ... Put up three blocks and grabbed nine boards versus Clemson (2/20) ... Posted 16 points, converting 7-of-9 field goals and 2-of-3 free throws, with seven boards, a career-high three assists and a block vs. No. 5/5 Duke (2/13) in a career-high 35 minutes ... Career-high 25 points on 8-of-10 shooting from field and 9-of-12 shooting from line -- including a perfect 8-8 effort in second half, with a pair of free throws with just four seconds remaining - at Wake Forest (2/9) to seal Miami's first ACC road win since 2009 ... Recorded 16 points, eight rebounds and two blocks in overtime win against Virginia (2/5) ... Versus Georgia Tech (2/3), grabbed a game-high 10 boards with nine points, including a 4-for-4 effort from charity stripe ... Grabbed 10 boards at Virginia Tech (1/30) ... Posted second-straight double-double in ACC play with 11 points, a game-high 13 rebounds and two assists in 31 minutes versus North Carolina (1/26) ... Notched a double-double with 20 points, 14 rebounds and a career-high five blocks at NC State (1/23) ... Tied then-career-high with 22 points - on 9-of-10 shooting from field, with nine rebounds and two blocks in just 23 minutes (due to foul trouble) in ACC opener at No. 1 Duke (1/2) ... Notched a double-double versus Pepperdine (12/30) with 12 points and a then-career-high 15 boards in just 22 minutes ... Averaged 14.0 points and 10.0 rebounds per game en route to all-tournament team honors in helping UM go 3-0 in Las Vegas Holiday Hoops Classic ... Tallied 14 points and 12 rebounds in victory over Rice (12/22), and added another double-double of 21 points and 12 boards in win over Akron (12/23) ... Despite foul trouble and only registering 20 minutes on court, posted 14 points and seven rebounds versus West Virginia (12/4) ... Notched fifth double-double in last six games with 17 points and 10 rebounds over Ole Miss (11/30) ... Registered double-double of 11 points and 10 rebounds at Florida Gulf Coast (11/27) ... Finished just one board shy of fourth-straight double-double in win over McNeese State with 12 points, nine rebounds, one block and one steal in 19 minutes ... Versus McNeese, shot a perfect game for second time in career -- going 100 percent from field (5-5) and line (2-2) ... Posted third consecutive double-double with 12 points and a career-high 14 rebounds in a career-high 29 minutes at Rutgers (11/21) ... Recorded second-straight double-double with 12 points, 10 rebounds and three blocks in win over North Carolina Central (11/19), converting 4-of-5 from field and 4-of-5 from line ... Had double-double (10 pts, 10 rebs) by halftime ... Notched first double-double at No. 19 Memphis (11/15) with 12 points and a career-high tying 12 rebounds, while also recording three blocks ... Finished with 13 points on 6-of-8 shooting from field, with eight rebounds and two blocks in season-opening victory versus Jacksonville (11/12/10).

**As a Redshirt Freshman (2009-10):** Appeared in 32-of-33 games -- tying Garrius Adams for second-most games played by a freshman in 2009-10 ... Made six starts versus league opponents ... Averaged 6.4 points and 4.6 rebounds per game, while converting 52.2 percent from field and a team-best 78.5 percent from foul line ... Among ACC freshmen, tied for third in rebounds and ninth in scoring ... Hit 23 of last 27 free throws and 66 of last 80, shooting 82.4 percent from line versus conference opponents -- best among ACC's big men, to rank ninth in league ... Scored in double figures in seven games, including in three of season's last four, and grabbed 10-plus boards three times ... Came on strong at end of season, averaging 13.7 points on 66.7 percent shooting from floor (12-18) -- including 85.0 percent from charity stripe (17-20) -- 8.0 boards and 1.7 blocks per game over three outings in ACC Tournament en route to ACC All-Tournament Second Team honors ... Turned in a season-high 22 points (tying former Hurricane Guillermo Diaz for most points in an ACC Tournament game) on a perfect 8-of-8 effort from field, while adding 6-of-6 shooting from line, four boards, two assists and a blocked shot in ACC Tournament opening-round win against Wake Forest (3/11) ... Performance established a new ACC Tournament freshman record, becoming first rookie to finish 100 percent from field in a tourney game (minimum seven field goals made), breaking previous freshman high of 81.8 percent (9-11) set by Maryland's Ernest Graham in 1978 ... 8-for-8 field goals against Wake Forest also tied a school record for field goal percentage in a game, matching

teammate Dwayne Collins' 8-of-8 effort against Tulane (11/19) ... Grabbed a season-high 12 boards and added five points, three blocks, one assist and a steal in ACC Tournament quarterfinal victory versus Virginia Tech (3/12) ... Posted 14 points (8-10 FTs), eight boards and two blocks versus Duke in ACC Tournament semifinals (3/13) ... 14 games with five-plus rebounds ... Registered 12 points -- going 6-of-7 at foul line and a perfect 3-of-3 from field -- adding a season-high four blocks, three rebounds and a steal in regular-season finale versus Florida State (3/6) ... Finished with six points on 3-of-4 shooting from floor, adding four rebounds and a blocked shot in 10 minutes off bench versus NC State (2/27) ... Posted fourth double-figure scoring performance of year with 10 points (going 8-of-10 at foul line) and seven rebounds in victory over then-No. 20/20 Georgia Tech (2/10) ... Finished with eight points (a perfect 4-of-4 from foul line) and six boards in homecoming at Wake Forest (2/2) ... Turned in seven points on a 7-of-10 effort at charity stripe, adding four boards and an assist in a win against Virginia Tech (1/31) ... Picked up third consecutive start in post while grabbing two boards at Maryland (1/26) ... Finished with 15 points, including going 7-of-8 from line, with nine boards versus Boston College (1/19) ... Registered eight points -- including a perfect 4-of-4 performance from charity stripe -- adding eight boards in 25 minutes in first career start at Virginia (1/16) ... Posted eight points, 10 rebounds, a block and a steal at Virginia Tech (1/13) in 18 minutes off bench ... Finished with eight points and a game-high seven rebounds in 18 minutes at Pepperdine (1/3) ... Had seven points, a game-high tying seven rebounds and a blocked shot versus Bethune-Cookman (12/30) ... Grabbed eight rebounds against North Carolina A&T (12/21) ... Posted eight points - including hitting all six free throw attempts, with 10 boards and three blocks versus FAU (12/19) ... Finished with 11 points -- including a 5-of-6 showing from charity stripe -- adding six rebounds, two blocks and a steal against South Carolina State (12/12) ... Recorded seven points, three boards and a blocked shot in first ACC contest at Boston College (12/6) ... Scored 13 points on 6-of-9 shooting with a game-high tying six rebounds and two steals versus USC Upstate (11/28) ... Played a critical defensive role against Upstate's 7-foot-3 center Nick Schneiders, limiting him to just three rebounds ... Recorded six points on 2-of-3 shooting from field with two rebounds versus Florida Gulf Coast (11/25) ... Chipped in seven points and seven rebounds in 10 crucial minutes off bench in Miami's win over South Carolina (11/22) in championship game of Charleston Classic ... Key during UM's first-half rally to erase an 11-point deficit to Gamecocks ... Selected "Most Improved Player" and recognized as team's leading free throw shooter at UM's 2010 postseason banquet.

**As a True Freshman (2008-09):** Redshirt season.

**High School:** Competed in basketball and track & field at Winston-Salem Prep ... Helped guide Phoenix to North Carolina 1-A state championship in basketball, finishing with 25 points and a state championship record 23 rebounds en route to title and MVP honors ... Two-time All-Northwest selection, led league with 24.1 points per game, 16.1 rebounds per game and 7.1 blocks per game as a senior in 2007-08 ... Other individual honors included *NC Preps.com* 1-A Player of Year, *NCPreps.com* All-State Team, *Triad Sports Weekly* County Player of Year and *Triad Sports Weekly* All-Forsyth County Basketball Team ... Considered a four-star recruit by *Scout.com*, which ranked him 17th among centers ... Coached by Andre Gould ... Played AAU basketball for Boo Williams.

**Personal:** Born Dec. 16, 1989 ... Son of Erika Johnson ... Brother to Chrisalyn Boston ... Liberal arts major ... Nickname is Big Regg ... Also recruited by Wake Forest, Virginia Tech, Xavier and VCU ... Off court, enjoys playing video games ... Played basketball in China during summer of 2010 with Athletes in Action ... Did not play in 2008-09, but worked hard in practice, on conditioning and in weight room ... Lost approximately 40 pounds since arriving on campus in summer 2008 ... Provides big body inside with a 7-2 wingspan ... Has great hands, as well as good agility and foot speed.



# Fast Breaks: Reggie Johnson

They are stories of perseverance. Stories about growing up, becoming men and being a part of a family. One-by-one, we hear from them. These are the Miami Hurricanes...

**I was raised** in Winston-Salem, N.C.

**I started playing basketball** my sophomore year of high school.

**My favorite holiday** is Christmas because I think it's time to be with your family and give. I love giving.

**Nobody knows** that I can sing. Nobody besides my roommates. I sing in the shower.

**To be a Miami Hurricane** means is a great honor because of the legacy here so I am very proud to be a Hurricane.

**If I wasn't playing basketball** I would be I would be in the World-wide Wrestling Federation. I would be wrestling right now. I'm like The Rock - a little bit mixed with a little bit of Rock Legend.

**When I was younger** I wanted to be a firefighter. I had a thing for being a firefighter and saving lives.

**My family** is crazy! They're my biggest fans. They always support me no matter what. They're always going to help me out in my tough times, Winning a game is everything. That's why I play the game of basketball. It means a lot to me.

**I secretly wish** that Jay-Z didn't have Beyonce and I could marry her.

**Legacy** something that is important to you as far as what do you want to be known as when you leave. When I leave Miami I want to be known as a guy who worked hard, played hard and brought excitement to the fans.

**My favorite current UM athlete** is Mike James on the football team. I love the way he plays. He plays with a passion. Mike James is a good dude overall so I'm pulling for him.

**Blocking is** what I do! I block shots. I swat them. When you go in that lane, expect to go into the stands because I'm blocking that shot!

**Becoming a man** is something I had to do coming to college. I could have gone to Wake Forest which is a closer school to where I'm from, but I felt like I needed to go away and veer off a little bit. In high school my mother still washed my clothes and cooked for me so I had to learn how to do things in school and now I feel like I'm more prepared for life.

**The U** is one of the best colleges in America, if not the best. There's a lot of history in the program and it's a well-known institution.

**I'm afraid** of two things: snakes and spiders. You can put snakes and spiders around me and I'll tell you any type of secret.

**After college** I want to play in the NBA. Career-wise, I want to do something with kids. I want a Big Brother type of program with kids and get them going in the right direction and get them on the right path to do good things in life.

**One thing everybody should know about Miami Basketball** is this year the team will be on the rise. Everyone is returning and I really can't wait to get out there and start competing.


**The most influential person in my life** is my mother and grandmother. They're the two I always turn to when I need advice for most things. They always work hard for everything, they were never given anything. My mother supported me and my little sister by herself and sometimes she didn't eat and that right there showed me what type of hunger you need just to survive in life.

**In March** I want to be dancing. I want to be out of class, dancing. I want to be in the tournament, just making the Hurricane family see excitement for the basketball tournament in March.

**I never thought** that I could be gone from my mother this long. I've been gone for four years and I'm always calling every day, but I'm adjusting.

**Before every game** I pray, always to the man above. I go through the same ritual doing the same thing over and over. I get the team going. My favorite quote is "he who works the hardest reaps the greatest rewards." That's from my high school coach. He always used to say that.





# KENNY KADJI

Senior | Forward/Center | 6-11 | 242

Douala, Cameroon | Pendleton | IMG Academy | Florida

# #35

## Kadji Season / UM Career Highs

### Points

Career: 30, vs. UNCG 01/02/12

### Rebounds

Career: 12, vs. UNCG 01/02/12

### Assists

Career: 3 (2x), last at NC State 2/29/12

### Steals

Career: 4, vs. Florida State 2/26/12

### Blocked Shots

Career: 5, vs. Florida State 2/26/12

### Field Goals

Career: 10, vs. UNCG 01/02/12

### Field Goal Attempts

Career: 16, vs. UNC 2/15/12

### Free Throws

Career: 10, vs. UNCG 01/02/12

### Free Throw Attempts

Career: 13, vs. UNCG 01/02/12

### 3-Point Field Goals

Career: 4, at Duke 2/5/12

### 3-Point Field Goal Attempts

Career: 7 vs. Boston College 3/3/12

### Foul Disqualifications

Career: 1 (4x), last vs. Florida State 2/26/12

### Minutes

Career: 37 (2x), last vs. Florida St., 2/26/12

### 2011-12 Third Team All-ACC | 2011 Orange Bowl Basketball Classic Game MVP

**As a Junior (2011-12):** Third team All-ACC ... Ranked 89th in NCAA in blocked shots per game (1.59) ... Ranked sixth in ACC in blocked shots and 18th in scoring ... Only one of seven players in ACC to score 30+ points in a game ... Recorded four double-doubles, a pair in ACC play ... Scored a then-season-high 21 points against FAU to earn 2011 Orange Bowl Classic Game MVP honors ... Only player from Miami to score 30 points in a game in 2011-12 ... One of two players to grab a team-high 12 rebounds in a game ... One of two players to block five shots in a game ... Averaged 11.7 points and 5.3 rebounds per game, second- and third- best on team, respectively ... Also recorded 1.6 blocks, 0.7 assists and 0.6 steals in 27.4 minutes per game ... Shot 48.9 percent from field, 41.8 from distance and 63.5 at line ... Started 28 of 32 games played ... Missed Feb. 1 game against Maryland due to injury ... Led team with 14.8 points per game in ACC play ... Averaged 5.9 rebounds, 1.7 blocks and 0.9 assists while shooting 50.9 percent from field, 43.5 from long range and 67.8 at stripe in league play ... Scored in double digits 20 times, including 14-straight nights from Jan. 1-Feb. 26 ... Grabbed double-digit rebounds five times ... Blocked multiple shots in 15 games ... Hit at least a trio of threes four times and at least a pair in eight games ... Led team in three-point percentage, field goals made, total rebounds and blocked shots ... Led (or tied) for team game highs in blocked shots 20 times, points 12 games, rebounds 10 times, steals six times and assists twice ... Season highs include 30 points against UNC-Greensboro, four three-pointers made at Duke, 10 free throws made vs. UNCG, 12 rebounds vs. UNCG, three assists twice, four steals against Florida State (2/26), five blocked shots vs. FSU (2/26) and 37 minutes twice.

**As a Redshirt (2010-11):** After transferring to Miami from Florida, big man sat out 2010-11 season ... Expected to provide front-court depth with size and shot-blocking ability ... After a promising freshman campaign at UF, played in just eight games as a sophomore before having surgery on back on Feb. 10 ... Was granted a medical hardship for 2009-10 season.

**As a Sophomore at Florida (2009-10):** Played in 42 games with Florida over two seasons, before 2009-10 season was cut short ... As a sophomore in 2009-10, scored a season-high five points and grabbed a season-best three rebounds in 10 minutes of action versus Florida A&M.

**As a Freshman at Florida (2008-09):** Averaged 4.4 points, 2.7 rebounds and 0.7 blocks in 12.5 minutes per game over 34 appearances ... Scored in double figures four times, including a season-high 15 points on 6-of-10 shooting from field and 3-of-3 shooting from line, with seven boards versus UCF, and a season-high four blocked shots versus Vanderbilt ... Hit 2-of-4 from field to contribute four points versus UMKC (and future teammate Trey McKinney Jones) in Orlando ... Made first career start and grabbed a then- career-high six rebounds vs. Florida Gulf Coast ... Was a perfect 3-for-3 from field and finished with seven points and seven rebounds in win over Georgia Southern ... Scored 14 points on a career-high 7-of-10 shooting in 19 minutes vs. Longwood ... Crashed boards for a career-high eight rebounds in win over Auburn, also dishing out a season-high tying two assists and two blocked shots, while contributing 11 points ... Played a career-high 23 minutes versus Arkansas, scoring 10 points and collecting four rebounds ... Scored four points and tallied five rebounds against Arkansas in first round of SEC Tournament ... Posted four points in seven minutes of action versus Miami in second round of NIT.

**High School:** Fifth-ranked center in class of 2008 by both *Rivals.com* and *Scout.com* and was rated in top half of ESPNU 100 ... Averaged 28.0 points, 12.0 rebounds and 4.0 blocks per game at Pendleton/IMG Academy, playing for coach Mike Moreau ... Participated in 2008 adidas All-America All-Star game and in 2008 adidas Kentucky Derby Festival basketball classic ... Played AAU basketball with Florida Rams.

**Personal:** Last name is pronounced Kaad-jee ... Born May 19, 1988 ... Majoring in sociology with a minor in business administration ... Has three brothers ... Trained with current NBA player Jared Jeffries during summer of 2009 at IMG Academy ... Played piano for five years.

2011-12			
Opposition	P	R	A
TENNESSEE TECH	0	5	1
RUTGERS	13	5	1
UNF	9	10	3
FLA. GULF COAST	6	5	0
at Ole Miss	2	1	0
at Purdue	0	0	0
UMASS	9	7	0
Memphis	12	6	0
at West Virginia	15	3	1
vs. FAU	21	3	0
at Charlotte	18	10	0
APPALACHIAN ST.	3	2	0
UNCG	30	12	0
at Virginia	14	10	0
at North Carolina	16	2	0
CLEMSON	14	1	1
NC STATE	20	11	2
at Georgia Tech	21	8	2
at Boston College	14	7	2
at Duke	15	8	1
VIRGINIA TECH	11	4	0
at Florida State	14	6	1
NORTH CAROLINA	13	7	0
WAKE FOREST	18	5	0
at Maryland	16	8	0
FLORIDA STATE	15	3	0
at NC State	7	7	3
BOSTON COLLEGE	14	1	2
at Georgia Tech	5	6	1
vs. Florida State	5	3	1
VALPARAISO	2	3	1
MINNESOTA	3	1	0

## STATISTICS AT FLORIDA

Season	GP	GS	Min.	Avg.	FG	FGA	Pct.	FG	FGA	Pct.	FT	FTA	Pct.	Total	Avg.	PF	FO	Ast.	TO	Blk	Stl	Pts.	Avg.
2008-09	34	1	426	12.5	62	128	.484	0	1	.000	24	47	.511	93	2.7	48	0	4	28	24	6	148	4.4
2009-10	8	0	45	5.6	3	8	.375	0	0	.000	2	4	.500	6	0.7	8	0	0	5	3	1	8	1.0
TOTAL	42	1	471	11.2	65	136	.445	0	1	.000	26	51	.509	99	2.3	56	0	4	33	27	7	156	3.7

## STATISTICS AT MIAMI

Season	GP	GS	Min.	Avg.	FG	FGA	Pct.	FG	FGA	Pct.	FT	FTA	Pct.	Off.	Def.	Tot.	Avg.	PF	FO	Ast.	TO	Blk	Stl	Pts.	Avg.
2011-12	32	28	877	27.4	137	280	.489	28	67	.418	73	115	.635	58	112	170	5.3	72	4	23	50	51	19	375	11.7

## KADJI 2011-12

Opponent	Date	GS	Min	FG	FGA	Pct	3FG	FGA	Pct	FT	FTA	Pct	Off	Def	Tot	Avg	PF	FO	A	TO	Blk	Stl	Pts	Avg
TENNESSEE TECH	11-11-11	*	19	0	3	.000	0	0	.000	0	1	.000	1	4	5	5.0	2	0	1	2	0	0	0	0.0
RUTGERS	11-15-11	*	30	6	11	.545	0	1	.000	1	4	.250	2	3	5	5.0	2	0	1	1	2	3	13	6.5
UNF	11-19-11	*	22	4	7	.571	0	0	.000	1	2	.500	4	6	10	6.7	2	0	3	3	1	1	9	7.3
FLORIDA GULF COAST	11-22-11	*	23	2	6	.333	0	0	.000	2	2	1.000	3	2	5	6.3	1	0	0	0	2	0	6	7.0
at Ole Miss	11-25-11	*	11	1	4	.250	0	0	.000	0	0	.000	0	1	1	5.2	1	0	0	1	2	0	2	6.0
at Purdue	11-29-11		2	0	0	.000	0	0	.000	0	0	.000	0	0	0	4.3	0	0	0	1	0	0	0	5.0
UMASS	12-03-11		25	4	7	.571	0	0	.000	1	3	.333	2	5	7	4.7	3	0	0	1	3	0	9	5.6
Memphis	12-06-11		25	5	10	.500	0	1	.000	2	6	.333	2	4	6	4.9	2	0	0	1	4	1	12	6.4
at West Virginia	12-10-11	*	30	4	6	.667	3	3	1.000	4	6	.667	0	3	3	4.7	5	1	1	3	0	0	15	7.3
vs FAU	12-17-11	*	37	7	11	.636	3	3	1.000	4	5	.800	0	3	3	4.5	1	0	0	2	3	2	21	8.7
at Charlotte	12-22-11	*	32	7	9	.778	2	2	1.000	2	3	.667	1	9	10	5.0	1	0	0	1	2	0	18	9.5
APPALACHIAN STATE	12-30-11	*	21	1	5	.200	0	2	.000	1	2	.500	1	1	2	4.8	2	0	0	0	2	0	3	9.0
UNCG	01-02-12	*	33	10	15	.667	0	2	.000	10	13	.769	5	7	12	5.3	3	0	0	3	2	0	30	10.6
at Virginia	01-07-12	*	36	5	10	.500	1	2	.500	3	4	.750	4	6	10	5.6	3	0	0	3	1	0	14	10.9
at North Carolina	01-10-12	*	33	7	11	.636	1	3	.333	1	3	.333	1	1	2	5.4	2	0	0	4	1	0	16	11.2
CLEMSON	01-18-12	*	24	5	8	.625	0	2	.000	4	4	1.000	0	1	1	5.1	5	1	1	0	1	1	14	11.4
NC STATE	01-22-12	*	35	8	15	.533	0	1	.000	4	6	.667	5	6	11	5.5	3	0	2	2	4	2	20	11.9
at Georgia Tech	01-24-12	*	34	8	15	.533	2	4	.500	3	3	1.000	2	6	8	5.6	2	0	2	3	1	0	21	12.4
at Boston College	01-29-12	*	36	5	9	.556	1	4	.250	3	4	.750	3	4	7	5.7	2	0	2	1	4	1	14	12.5
MARYLAND	02-01-12	DNP -- head injury																						
at Duke	02-05-12	*	32	5	8	.625	4	5	.800	1	3	.333	2	6	8	5.8	5	1	1	3	0	0	15	12.6
VIRGINIA TECH	02-09-12	*	29	3	8	.375	1	3	.333	4	6	.667	0	4	4	5.7	0	0	0	0	3	0	11	12.5
at Florida State	02-11-12	*	32	5	8	.625	1	4	.250	3	3	1.000	2	4	6	5.7	4	0	1	3	1	0	14	12.6
NORTH CAROLINA	02-15-12	*	35	5	16	.313	1	2	.500	2	2	1.000	4	3	7	5.8	2	0	0	0	0	0	13	12.6
WAKE FOREST	02-18-12	*	25	8	12	.667	2	2	1.000	0	1	.000	3	2	5	5.8	1	0	0	1	1	0	18	12.8
at Maryland	02-21-12	*	35	5	10	.500	1	1	1.000	5	7	.714	3	5	8	5.8	1	0	0	1	1	0	16	13.0
FLORIDA STATE	02-26-12	*	37	4	6	.667	2	2	1.000	5	8	.625	0	3	3	5.7	5	1	0	4	5	4	15	13.0
at NC STATE	02-29-12	*	36	3	14	.214	0	4	.000	1	4	.250	3	4	7	5.8	3	0	3	1	2	0	7	12.8
BOSTON COLLEGE	03-03-12	*	21	5	9	.556	3	7	.429	1	1	1.000	0	1	1	5.6	1	0	2	0	0	1	14	12.9
at Georgia Tech	03-08-12	*	30	1	10	.100	0	3	.000	3	4	.750	2	4	6	5.6	1	0	1	1	2	3	5	12.6
vs Florida State	03-09-12	*	32	2	8	.250	0	3	.000	1	2	.500	0	3	3	5.5	3	0	1	3	1	0	5	12.3
VALPARAISO	03-14-12	*	14	1	4	.250	0	0	.000	0	0	.000	2	1	3	5.5	3	0	1	0	0	0	2	12.0
MINNESOTA	03-19-12	*	11	1	5	.200	0	1	.000	1	3	.333	1	0	1	5.3	1	0	0	1	0	0	3	11.7

Totals			28	877	137	280	.489	28	67	.418	73	115	.635
--------	--	--	----	-----	-----	-----	------	----	----	------	----	-----	------

# Fast Breaks: Kenny Kadji

They are stories of perseverance. Stories about growing up, becoming men and being a part of a family. One-by-one, we hear from them. These are the Miami Hurricanes...

**My family** is my number one fan. They always come to the games. They always talk to me when I'm down or if I need advice or something like that. So yeah, number one fans. They live pretty much everywhere: Cameroon, France, Tampa and now West Palm Beach. My mom is here staying in West Palm, and my dad comes back and forth.

**Playing basketball** has given me an opportunity to travel everywhere. I've been to France, Russia, L.A., and all over America. I feel like I've been on vacation my whole life just traveling everywhere.

**I'm a Hurricane** because the family, the atmosphere, just the city of Miami. The students here take a lot of pride in the school and the basketball team. Even though sometimes we have bad seasons and good seasons, they're always here. So that's something I like about the students, they really take pride in the U.

**I came to the United States** from Cameroon after stopping in France first. We came here for a vacation and we actually met Alonzo Mourning on the street in Coconut Grove. I was about 13 years old when I met Alonzo. I was so scared. He was so tall and big. It was funny. He was like "This kid has got to play basketball". So my parents started thinking about it and when we went back home, they put me in a camp in France and I guess the coach liked me. So they were like "All right you have to stay". I went to school there for a year. I went to Russia for a tournament and I did pretty good. There were high school and college scouts and they said I should come to America and play.

**The U** is a family too. A family away from home. The students, everyone. Everywhere you go you hear about the U. Everybody wants to be a part of this and I'm happy that I am.

**I like to** play video games and people don't know but I like to read books. I like science fiction, action, Sherlock Holmes books. Intriguing stuff. I like NBA2K12 right now. Still trying to figure it out.

**When I was introduced to Coach L** I was surprised. He has a lot of energy. I didn't know what to expect when he came here. The guy knows what he is talking about, and he really wants everyone to get better every single day.

**The hardest part of being away from home** is home food. Especially coming from overseas, the culture is different. I miss my mom's food even though I get it once a week. It's just different. We eat frog legs. They don't have it here, or I haven't found it yet. I like pasta, chicken carbonara, stuff like that.

**I was raised** in Africa for half my life, France for another half, and then here. I was raised to be the best kid, the most polite. I have three brothers, all here in Miami. One goes to school here. My littlest brother is going to school in Broward, playing basketball. He's pretty good too.

**When I played basketball growing up** I pretended to be Magic Johnson. Even though I'm pretty tall, I always liked to handle the ball and give nice passes. I like Magic.

**I'll never forget** the first time I met Alonzo Mourning. That's really what pushed me to play basketball. He came to me, shook my hand, and said "This kid has to play basketball. He's going to be pretty good". After that, I never stopped watching him. He's just a great player. I'll never forget that. What did he see in me? I think it was my hands. I had the biggest hands for a 13-year-old. So it was like "he has to play basketball. He's going to be tall." And he was right. I don't even know if he remembers it. We were just walking around. It was here at the Grove. I got a picture and an autograph. I still have those in a little book in West Palm.

**As soon as I came to Florida**, I knew I was coming to Miami. Just knowing that the Heat were here, a city with basketball players. I knew I was coming here.

**Some of my personal goals** are to play professional, to help this UM team and play well this year for the team.

**At the University** I've learned so much from Coach L. Everything from being a basketball player to taking care of business off the court and how to approach stuff. Just growing up as a man.

**Once thing everyone should know about UM hoops** is we are going to be tough minded. We're going to play hard. It's going to be different on defense. We're going to run, it's going to be fun for people. They're going to see a lot of running, layups, dunks, it's going to be fun.


**I never thought** I would be here. Like I said, basketball took me a lot of places and I would have never thought I would be here

**Competition is** great. I love it. You have to be competitive in life. From video games to who finishes a meal first, I love competition with anybody.

**If I could play against any team**, it would be Kentucky because they have a great team and great hype. You always want to play the best. I would have said North Carolina but we're playing them.

**I secretly wish** that I could dance. I can't. I've tried to, many times. I got the video and I think I can dance, but I can't. Sometimes, I tried to have Malcolm Grant help me, but he moves too fast for me. I tried to Dougie, I tried moonwalking, it's too hard. I'm good with the two steps, but after that I don't really do anything.

**Cameroon is** a great country. It's my home country, I love it. When I was there, there were really no worries. You know everybody because the country and city is so small. I just love it. The whole city knew me. I was one of the tallest kids. We were always outside with our friends, too, so everyone knew. My parents are from Cameroon. My mom grew up in France. My dad was born in France but raised in Cameroon. I was born in France too, but we're all Cameroonian.



# SHANE LARKIN

Sophomore | Guard | 5-11 | 176

Orlando, Fla. | Dr. Phillips (Fla.)

# #0

## Larkin Career Highs

### Points

Career: 18, vs. UNCG 01/02/12

### Rebounds

Career: 8, vs. Florida St. 3/9/12

### Assists

Career: 5 (4x) last vs. Florida St. 3/9/12

### Steals

Career: 6 (2x) last at UNC 1/10/12

### Blocked Shots

Career: 1 (2x) last vs. Maryland 2/1/12

### Field Goals

Career: 6, vs. Florida St. 3/9/12

### Field Goal Attempts

Career: 14, vs. Florida St. 3/9/12

### Free Throws

Career: 8, vs. Florida State 2/26/12

### Free Throw Attempts

Career: 9, vs. Florida State 2/26/12

### 3-Point Field Goals

Career: 4, at Purdue 11/29/11

### 3-Point Field Goal Attempts

Career: 6, at Duke 2/5/12

### Foul Disqualifications

Career: 1, at Maryland 2/21/12

### Minutes

Season: 41, vs. Maryland 2/01/12

## 2011-12 All-ACC Freshman Team | ACC Rookie of the Week - Dec. 5

**As a Freshman (2011-12):** Selected to All-ACC Freshman Team ... Fifth in ACC - only rookie in Top 10 - in steals per game (1.6) ... Earned ACC Rookie of Week honors on Dec. 5 after games at Purdue and against UMass ... Of all ACC rookies, was sixth in scoring and second in assists ... Averaged 7.4 points, 2.5 assists, 2.5 rebounds and 1.6 steals overall in rookie campaign ... In ACC play, averaged 5.3 points, 2.6 assists, 2.1 rebounds and 1.4 steals ... Shot 36.0 percent from field, 32.3 from distance and led Canes with 85.7 percent at line ... Led team in steals and was second in assists per game ... Second on team in NIT games with 10.0 ppg ... Led UM in ACC Tournament with 14.0 points, eight assists and four steals in a pair of games ... Missed first game of season following transfer from DePaul in summer. Received an NCAA waiver a few hours prior to game against Rutgers (Nov. 15) that allowed him to play immediately ... Recorded season-high 18 points against UNC-Greensboro on Jan. 2, hitting a trio of threes and a perfect 7-of-7 at stripe ... Twice notched 16 points - vs. FSU on March 9 and at Purdue on Nov. 29 ... Hit four threes at Purdue and eight free throws vs. Florida State on Feb. 26, both season bests ... Grabbed a season-high eight rebounds vs. FSU (3/9) ... Notched 10 double-digit scoring outings in 32 games ... Tallied 24 multi-assist games, including nine games with four or more handouts ... Grabbed three or more steals nine times, twice snatching six ... Led (or tied) for team lead in scoring twice, assists 13 times, steals 16 times and rebounds once ... Started season 11-of-11 at FT line, then was 36-38 midway through season ... Scored 13 of Miami's 15 points from 14:27 to 10:45 in second half at Purdue. In that span, Larkin hit a trio of threes, a jumper and two free throws ... Scored 12 consecutive points during a 1:27 span that helped Hurricanes rally from a seven-point deficit early in second half against UNCG. Hit three 3-pointers and converted three free throws after being fouled on an attempted 3-pointer with 13:54 remaining. Free throws put Miami ahead for good at 68-67 ... Scored three points in first possession each of first three games with Canes. In debut, Larkin drained a three moments after he stepped on court for first time in a collegiate game. Against UNF, Larkin made a driving layup, then hit and-one free throw for first three points of game. Against FGCU, Larkin again drained a long ball for first points of game.

**High School:** Averaged 18.8 points, 6.4 rebounds, 6.3 assists and 3.5 steals per game as a senior at Dr. Phillips High in Orlando, Fla. ... Ended high school career with a school record 320 steals and was second in career scoring behind 2010-11 All-SEC selection Chris Warren (Ole Miss) ... Two-time all-state player ... Twice was 6A Player of Year runner up ... Ranked among Top 20 point guards in country by *Scout.com* ... No. 72 overall player in nation, according to *Scout.com* ... Led team to a 27-6 record senior season, advancing to state championship game for second consecutive year ... Three-time district champions ... Regional champion.

**Personal:** Born DeShane Larkin on Oct. 2, 1992, but goes by Shane ... Son of Lisa and Barry Larkin, former Cincinnati Reds 12-time All-Star shortstop ... Brother to Cymer and Brielle ... Enjoys listening to music and playing video games ... Deion Sanders, Larkin's favorite athlete growing up, gave him nickname SugaShane ... Comes from a long lineage of athletes, including father as well as uncles Byron Larkin (Xavier basketball), Mike Larkin (Notre Dame football) and Steve Larkin (Texas baseball) ... Originally committed to DePaul in 2010, but was granted a release from the school in August 2011 ... Was also recruited by Boston College, George Mason, Colorado and Florida State.

2011-12				
Opposition	P	R	A	
RUTGERS	3	1	1	
UNF	8	2	2	
FLA. GULF COAST	8	6	5	
at Ole Miss	2	2	4	
at Purdue	16	0	2	
UMASS	14	4	2	
Memphis	7	3	0	
at West Virginia	8	2	1	
vs. FAU	3	2	4	
at Charlotte	8	2	2	
APPALACHIAN ST.	11	2	3	
UNCG	18	6	3	
at Virginia	0	4	0	
at North Carolina	3	1	4	
CLEMSON	2	1	3	
NC STATE	9	1	5	
at Georgia Tech	6	0	5	
at Boston College	0	2	0	
MARYLAND	12	7	2	
at Duke	7	3	4	
VIRGINIA TECH	14	2	4	
at Florida State	5	5	1	
NORTH CAROLINA	0	0	2	
WAKE FOREST	3	2	3	
at Maryland	3	2	3	
FLORIDA STATE	13	2	3	
at NC State	4	1	2	
BOSTON COLLEGE	3	0	0	
at Georgia Tech	12	1	3	
vs. Florida State	16	8	5	
VALPARAISO	12	5	1	
MINNESOTA	8	1	2	

## CAREER STATISTICS

CAREER STATISTICS					Total		3-Point			Free Throws			Rebounds				Scoring									
Season	GP	GS	Min.	Avg.	FG	FGA	Pct.	FG	FGA	Pct.	FT	FTA	Pct.	Off.	Def.	Tot.	Avg.	PF	FO	Ast.	TO	Blk	Stl	Pts.	Avg.	
2011-12	32	19	820	25.6	73	203	.360	32	99	.323	60	70	.857	18	62	80	2.5	52	1	81	60	2	50	238	7.4	

## LARKIN 2011-12

Opponent	Date	GS	Min	FG	FGA	Pct	3FG	FGA	Pct	FT	FTA	Pct	REBOUNDS	Off	Def	Tot	Avg	PF	FO	A	TO	Blk	Stl	Pts	Avg	
TENNESSEE TECH	11-11-11		DNP - Sat out due to NCAA transfer rules																							
RUTGERS	11-15-11		22	1	1	1.000	1	1	1.000	0	0	.000	0	1	1	1	1.0	0	0	1	3	0	1	3	3.0	
UNF	11-19-11		16	3	5	.600	1	3	.333	1	1	1.000	0	2	2	1.5	1	0	2	2	0	1	8	5.5		
FLORIDA GULF COAST	11-22-11		28	2	6	.333	1	3	.333	3	3	1.000	1	5	6	3.0	1	0	5	1	0	1	8	6.3		
at Ole Miss	11-25-11		29	1	8	.125	0	3	.000	0	0	.000	1	1	2	2.8	4	0	4	2	0	6	2	5.3		
at Purdue	11-29-11		21	5	9	.556	4	4	1.000	2	2	1.000	0	0	0	2.2	4	0	2	1	0	0	16	7.4		
UMASS	12-03-11	*	22	4	9	.444	2	3	.667	4	4	1.000	1	3	4	2.5	3	0	2	3	1	1	14	8.5		
Memphis	12-06-11	*	26	3	8	.375	0	2	.000	1	1	1.000	0	3	3	2.6	0	0	0	1	0	1	7	8.3		
at West Virginia	12-10-11		19	3	8	.375	1	5	.200	1	2	.500	1	1	2	2.5	1	0	1	2	0	1	8	8.3		
vs FAU	12-17-11		27	1	3	.333	1	2	.500	0	0	.000	0	2	2	2.4	3	0	4	2	0	1	3	7.7		
at Charlotte	12-22-11	*	34	2	7	.286	1	5	.200	3	4	.750	0	2	2	2.4	1	0	2	2	0	1	8	7.7		
APPALACHIAN STATE	12-30-11	*	32	3	6	.500	2	4	.500	3	3	1.000	0	2	2	2.4	1	0	3	3	0	3	11	8.0		
UNCG	01-02-12		28	4	6	.667	3	4	.750	7	7	1.000	0	6	6	2.7	1	0	3	3	0	4	18	8.8		
at Virginia	01-07-12		12	0	1	.000	0	1	.000	0	0	.000	0	4	4	2.8	1	0	0	2	0	0	0	8.2		
at North Carolina	01-10-12		24	1	5	.200	1	4	.250	0	0	.000	1	0	1	2.6	1	0	4	5	0	6	3	7.8		
CLEMSON	01-18-12		12	0	1	.000	0	0	.000	2	2	1.000	1	0	1	2.5	1	0	3	1	0	3	2	7.4		
NC STATE	01-22-12		22	3	7	.429	1	5	.200	2	2	1.000	0	1	1	2.4	1	0	5	3	0	3	9	7.5		
at Georgia Tech	01-24-12	*	31	2	3	.667	2	3	.667	0	0	.000	0	0	0	2.3	3	0	5	1	0	0	6	7.4		
at Boston College	01-29-12	*	19	0	3	.000	0	2	.000	0	0	.000	0	2	2	2.3	2	0	0	2	0	1	0	7.0		
MARYLAND	02-01-12	*	41	3	11	.273	0	2	.000	6	6	1.000	2	5	7	2.5	1	0	2	2	1	3	12	7.3		
at Duke	02-05-12	*	38	2	8	.250	2	6	.333	1	2	.500	1	2	3	2.6	1	0	4	3	0	0	7	7.3		
VIRGINIA TECH	02-09-12	*	31	5	9	.556	3	5	.600	1	1	1.000	0	2	2	2.5	2	0	4	1	0	1	14	7.6		
at Florida State	02-11-12	*	34	1	9	.111	0	3	.000	3	4	.750	4	1	5	2.6	1	0	1	2	0	1	5	7.5		
NORTH CAROLINA	02-15-12	*	11	0	2	.000	0	1	.000	0	0	.000	0	0	0	2.5	2	0	2	1	0	0	0	7.1		
WAKE FOREST	02-18-12	*	30	1	5	.200	1	5	.200	0	0	.000	1	1	2	2.5	2	0	3	2	0	0	3	7.0		
at Maryland	02-21-12	*	25	1	6	.167	0	1	.000	1	2	.500	0	2	2	2.5	5	1	3	1	0	0	3	6.8		
FLORIDA STATE	02-26-12	*	28	2	6	.333	1	2	.500	8	9	.889	0	2	2	2.5	0	0	3	0	0	0	13	7.0		
at NC STATE	02-29-12	*	18	1	5	.200	0	3	.000	2	2	1.000	0	1	1	2.4	1	0	2	1	0	3	4	6.9		
BOSTON COLLEGE	03-03-12		14	1	2	.500	0	1	.000	1	3	.333	0	0	0	2.3	1	0	0	1	0	2	3	6.8		
at Georgia Tech	03-08-12	*	25	3	8	.375	0	3	.000	6	7	.857	0	1	1	2.3	2	0	3	1	0	3	12	7.0		
vs Florida State	03-09-12	*	37	6	14	.429	2	4	.500	2	2	1.000	3	5	8	2.5	4	0	5	4	0	1	16	7.3		
VALPARAISO	03-14-12	*	36	5	10	.500	2	5	.400	0	0	.000	0	5	5	2.5	0	0	1	0	0	1	12	7.4		
MINNESOTA	03-19-12	*	28	4	12	.333	0	4	.000	0	1	.000	1	0	1	2.5	1	0	2	2	0	1	8	7.4		

Totals	19	820	73	203	.360	32	99	.323	60	70	.857	18	62	80	2.5	52	1	81	60	2	50	238	7.4
--------	----	-----	----	-----	------	----	----	------	----	----	------	----	----	----	-----	----	---	----	----	---	----	-----	-----



# Fast Breaks: Shane Larkin

They are stories of perseverance. Stories about growing up, becoming men and being a part of a family. One-by-one, we hear from them. These are the Miami Hurricanes...

**My family** is supportive. They've always been behind me with everything that I have done. Even though my dad wasn't always there due to baseball, my mom was always there for me, taking me to all of my games. My dad would talk to me after every game to see how I did and provide information on how I can improve. I have two sisters. My little sister is a young diva. She likes to sing and she's trying to do well in that so I support her with everything she does. My older sister played lacrosse in high school. Now she's at a cosmetology school doing make-up. I have a little brother. He's not my blood brother but he lives with us because he wasn't in such a good situation at home. We became friends my junior year of high school and he just moved in, senior year and my freshman year of college. We just became best friends. We talk about everything, he's just like my little brother.

**I like to** joke around and have fun. I like playing video games and listening to music. I like having fun, playing around and having fun with everyone. My favorite video game is 2k12. Everyone on the team is playing it but I would say I'm the best. I haven't played anybody because they're scared to play me.

**I was raised** to be humble. My dad played Major League Baseball and always told me people were going to criticize me because of who he was and say "you're spoiled, you're a rich kid" and he told me not to listen to it. I was really good at playing football and one time I scored a touchdown and there was no one within 20 yards of me so I started show-boating and doing my best Deion Sanders impersonation. After the game he pulled me to the side and I thought he was going to be excited but he just yelled at me. He said "don't ever do that again. Be humble. Don't show-boat. Do your best and let that do the talking." In basketball, you'll see me get hyped with the team for a little bit but if I hit a three, you won't see me running down the court with my hand up. I try to stay humble. You can enjoy what you're doing without doing it in a boasting way.

**I started playing basketball** at five years old. I got a Fisher Price hoop as a kid and I was pretty athletic so I would dunk on it. I started playing basketball at the YMCA. I've never really been a big scorer, always a passer. I was a rebounder and passer, really athletic just like Shawn Marion.

**The hardest part about being away from home** is being away from my mom simply because my dad wasn't there because he was playing baseball. My mom was there for me. She's been down here to see me a lot. We're really close so it's a good thing I'm close to home.

**I can't lie,** I watch Jersey Shore and X-Factor. Those are my two favorite shows. The girl from down here, Melanie Amoro, she can sing. On Jersey Shore, I could see myself hanging out with Pauly D and Vinny because they're crazy.

**I've learned** how to be more responsible and how to assess a situation before I need to jump into something. I'm living on my own, in my own apartment right now so I can't wake up and ask my mom to wash something for me before school. It's not like when I was at home and can ask her to do something for me. I'm down here on my own, living on my own so there are a lot of responsibilities on me. I have to go to practice, keep my house clean, get groceries when I need them, and not to mention school work.

**When I was younger I pretended to be** Allen Iverson as best as I could. He was my favorite player, number 3 all the way. I just tried to be A.I. with all of the tricks. I had everything A.I. I had the wrist bands, the headbands, even with the curly hair, I tried to braid my hair.

**I secretly wish** I could sing better. I sing in the car and around my teammates. I'm always dancing but Malcolm, Durand, Bishop, and Julian are the biggest dancers on the team.

**I'll never forget** at the Championship game in Lakeland we were down two with 6.7 seconds left and they had the ball. We called a timeout and the coach was looking around trying to figure out who he was going to put in the game. I was already in the game and he said "Shane you need to get a steal". I was young so there was a lot of pressure on me already being in a national championship game so I was nervous and said I would try. The team tried to throw it over the top and I caught it at half court. Coach calls timeout and we went back to the huddle. I'm not a shooter at all, I'm just a driver who gets to the basket and he says "Shane we need you shoot this three". Coach stressed it was win or go home right now. There were four seconds left, I did my little A.I. move, took a step back and shot a three from three steps behind the line. I hit it and the fans went crazy. My Uncle Joe ran on the court and picked me up. My mom and cousins came out too.

**I'm a Miami Hurricane** because I love the city of Miami and I think this team can do something special. Coach L is a great coach with a lot of experience but coming from a mid-major school he hasn't had a lot of talent like he can get at this level. I think with him coming here and with coaching abilities, we'll do great things.

**Playing basketball** has made me take advantage of plenty of opportunities that have been presented to me. I've been able to travel to different states. It's made me into the person I am. Everyone wanted me to play baseball because of my dad but I never really found baseball exciting. The reason why basketball has been my sport is because it motivates me to succeed in this sport. My dad played baseball and made it in baseball so they say I should have done the same. With me playing basketball I have to work for everything I get and I'm not going to be given anything, so it is my motivation to do better as an athlete.

**I've visited** about 30 of the 50 states and Hawaii was my favorite. We went to a holiday tournament in Hawaii my senior year of high school. We lost to Oak Hill in the semi-finals but it was a great experience.

**The U** is very family oriented. All of the athletes know each other. No matter where you are on campus, everyone knows who you are. Everyone is very supportive of the teams. It's a great environment, and in the city of Miami, so you can't go wrong.

**When I was first introduced to Coach Larranaga** this was while he was at George Mason and he told me he really liked my game. He had a lot of energy and passion for the game of basketball. He's very experienced and you could tell he knows stuff. It's been great playing for him, because I've always wanted to. With the situation going on with my family, he was very supportive. He's been with the same staff for a while now so they're like a family. He told me if I came to Miami it would have been the same for me and they would welcome me and treat me like their son. It's been everything he has said it would be so far.

**At The U** I've learned so much from Coach L and the rest of the coaching staff. They all have kids and they're always there for me and I love being able to grow up around them. When I first got here I was very structured but once I got comfortable I showed my true colors. They showed me it's time to grow up and this is more than just a game. In practice one day I got a steal up front and I thought the play was over, so I took the ball to the other end and tossed up a silly shot. Coach got on me about never stopping the play and finishing the shot. I've learned a lot.

**One thing everyone should know about UM hoops** is we're really athletic and we're going to be a very good defensive team this year. Everyone who plays us should know we're going to be high in defensive stats and we'll make you earn every bucket.



# TREY MCKINNEY JONES #4

Senior | Guard | 6-5 | 220

Milwaukee, Wis. | South Milwaukee | UMKC

**As a Junior (2011-12):** Only Cane to play in all 33 games ... Averaged 7.0 points, 3.5 rebounds, 1.4 assists and 0.7 steals in 24.1 minutes per game ... Shot 46.7 percent from field, 37.4 from distance and 72.0 at line ... Started 12-straight games from Nov. 29-Jan. 22 ... Averaged 5.8 points and 3.0 rebounds while shooting 44.2 percent from field in ACC play ... In a pair of NIT games, scored 15 points, shooting 50.0 percent (6-of-12) and had six assists in 59 minutes ... Third-best three-point percentage on team and third in three-pointers made and steals ... Led (or tied) for team game highs in steals eight times, rebounding and assists a trio of games and blocks once ... Scored in double digits 14 times, including a stretch of seven-of-nine games from Nov. 25-Jan. 2 ... Multiple threes in 14 games ... Season highs include 13 points at Maryland and vs. Maryland, three treys made a trio of times, nine rebounds at Ole Miss, four assists twice, three steals three times and 38 minutes vs. Maryland ... Scored 10 points, grabbed seven rebounds and dished out four assists at Purdue in front of 30+ friends and family who came to watch live in West Lafayette, Ind.

**2010-11:** After transferring to Miami from UMKC, combo guard sat out 2010-11 season.

**At UMKC (2008-10):** Played basketball for two seasons at Missouri-Kansas City, appearing in 30 games and starting 25 as a sophomore in 2009-10 ... Averaged 10.9 points and 3.8 rebounds in 28.5 minutes per game, shooting a team-best 47.6 percent (110-231) from field to rank eighth in Summit League ... Converted 34.6 percent from long range and 74.2 percent (89-120) from line ... Dished out 60 assists -- second most on squad ... Ranked fourth all-time among UMKC sophomores in free throws made and attempted, seventh in points (327), eighth in field goals (110), tied for 10th in field goal attempts (231) and 10th in scoring average (10.9) ... Scored in double figures 17 times, including 20-plus point outings against Oakland (22) and Central Arkansas (21) ... Posted five-plus rebounds 10 times and a career-high tying five assists in four games ... Finished with 17 points (8-9 FGs) in win at Centenary (12/5) ... Hit a career-high 10-of-12 free throws at Houston Baptist (12/12) ... Scored 18 points with six boards versus South Dakota State (1/7) ... Grabbed season-high nine rebounds against IPFW (2/11) ... Posted 19 points and nine boards versus Centenary (2/25) ... First half dunk was "No. 1 Top Play of Day" on ESPN SportCenter's Top-10 plays on Feb. 25 ... Netted 17 points (6-11 FGs) against Oral Roberts (2/27) ... As a freshman in 2008-09, played in all 31 games with 13 starts ... Averaged 3.6 points and 3.0 rebounds in 18.7 minutes per game, shooting 40.8 percent from field (40-98) ... Double-digit scorer in four contests and had eight games with five-plus rebounds ... 12-point performance against Western Illinois (1/29) ... First career double-double (11 points and 11 rebounds) versus Centenary (2/19) ... Named to Summit League Winter/Spring Academic All-League team.

**High School:** First team All-Southeast Conference and high honorable mention all-suburban team honoree ... Averaged 15.0 points, 6.0 assists and 5.7 rebounds per game as a senior ... Helped Rockets to first North Division Championship in 22 years ... Highest scoring point guard in league, converting 49 percent from field ... Four games with more than 20 points, five rebounds and five assists ... Two-year starter at point guard ... Scored 545 points and shot 84.8 percent from line over prep career ... 2007 adidas Double Pump Camp All-Star ... Played for Southeast Wisconsin All-Stars ... Wendy's High School Heisman Trophy winner for Wisconsin ... Won back-to-back Wisconsin state triple jump titles in 2007 and '08 ... State runner-up in long jump in 2008, after finishing sixth at state meet as a junior ... Offered partial scholarships by Marquette and Minnesota ... Achieved high honors in classroom for having better than a 3.5 grade point average ... Named to honor roll from sophomore through senior years.

**Personal:** Born August 27, 1990 ... Son of Dwight Jones, and Luann McKinney & Ed Schmitt ... Brother to Laine, Mariel and Dwight ... Graduated in May 2012 with a degree in marketing ... Currently pursuing second degree, in liberal arts ... From an athletic family -- uncle, Mark Jones, played in NBA for Orlando Magic and professionally overseas, and aunt, Esther Jones, was a national champion in track and field at LSU in 100- and 200-meters and an Olympic gold medalist in 1992 as a member of 4x100-meter relay.

## McKinney Jones UM Career Highs

### Points

Career: 13 (2x) last at Maryland, 2/21/12

### Rebounds

Career: 9, at Ole Miss 11/25/11

### Assists

Career: 4 (2x), last vs. FAU 12/17/11

### Steals

Career: 3 (3x) last at UNC 2/16/12

### Blocked Shots

Career: 1 (2x), last at Georgia Tech 1/24/12

### Field Goals

Career: 5 (2x), last at Maryland, 2/21/12

### Field Goal Attempts

Career: 11, Clemson 1/18/12

### Free Throws

Career: 3 (2x), last vs. Maryland 2/1/12

### Free Throw Attempts

Career: 4 (2x), last vs. Maryland 2/1/12

### 3-Point Field Goals

Career: 3 (3x), last at Maryland, 2/21/12

### 3-Point Field Goal Attempts

Career: 6 (2x) last vs. Memphis 12/6/11

### Foul Disqualifications

Career: 1, at Ole Miss 11/25/11

### Minutes

Career: 38, vs. Maryland 2/1/12

2011-12				
Opposition	P	R	A	
TENNESSEE TECH	12	4	0	
RUTGERS	0	2	0	
UNF	7	3	2	
FLA. GULF COAST	9	5	2	
at Ole Miss	12	9	3	
at Purdue	10	7	4	
UMASS	10	8	3	
Memphis	10	5	1	
at West Virginia	2	1	0	
vs. FAU	10	3	4	
at Charlotte	7	6	2	
APPALACHIAN ST.	11	3	3	
UNCG	11	2	2	
at Virginia	0	3	0	
at North Carolina	0	2	2	
CLEMSON	12	6	3	
NC STATE	0	5	0	
at Georgia Tech	0	1	1	
at Boston College	9	3	1	
MARYLAND	13	5	2	
at Duke	2	1	1	
VIRGINIA TECH	7	3	0	
at Florida State	3	3	1	
NORTH CAROLINA	11	3	2	
WAKE FOREST	3	3	1	
at Maryland	13	2	0	
FLORIDA STATE	11	6	0	
at NC State	0	0	0	
BOSTON COLLEGE	9	2	0	
at Georgia Tech	3	2	0	
vs. Florida State	8	2	1	
VALPARAISO	10	3	3	
MINNESOTA	5	2	3	

## STATISTICS AT UMKC

Season	GP	GS	Min.	Avg.	FG	Total		Pct.	3-Point			Pct.	Free Throws			Pct.	Rebounds			Avg.	PF	FO	Ast.	TO	Scoring			
						FGA	Pct.		FG	FGA	Pct.		FT	FTA	Pct.		Off.	Def.	Tot.						Blk	Stl	Pts.	Avg.
2008-09	31	13	581	18.7	40	98	.408		7	33	.212		24	42	.571		15	79	94	3.0	69	2	39	26	1	14	111	3.6
2009-10	30	25	855	28.5	110	231	.476		18	52	.346		89	120	.742		22	92	114	3.8	94	3	60	69	3	19	327	10.9
TOTAL	61	38	1436	23.5	150	329	.456		25	85	.294		113	162	.698		37	171	208	3.4	163	5	99	95	4	33	438	7.2

## STATISTICS AT MIAMI

Season	GP	GS	Min.	Avg.	FG	Total		Pct.	3-Point			Pct.	Free Throws			Pct.	Rebounds			Avg.	PF	FO	Ast.	TO	Scoring			
						FGA	Pct.		FG	FGA	Pct.		FT	FTA	Pct.		Off.	Def.	Tot.						Blk	Stl	Pts.	Avg.
2011-12	33	12	796	24.1	86	184	.467		40	107	.374		18	25	.720		20	95	115	3.5	70	1	47	42	2	22	230	7.0

## MCKINNEY JONES 2011-12

Opponent	Date	GS	Min	FG	FGA	Pct	3FG	FGA	Pct	FT	FTA	Pct	Off	Def	Tot	Avg	PF	FO	A	TO	Blk	Stl	Pts	Avg
TENNESSEE TECH	11-11-11		24	4	6	.667	2	3	.667	2	2	1.000	0	4	4	4.0	2	0	0	2	0	1	12	12.0
RUTGERS	11-15-11		16	0	0	.000	0	0	.000	0	0	.000	0	2	2	3.0	0	0	0	0	0	0	0	6.0
UNF	11-19-11		15	3	6	.500	1	3	.333	0	0	.000	1	2	3	3.0	1	0	2	1	0	0	7	6.3
FLORIDA GULF COAST	11-22-11		22	3	9	.333	0	3	.000	3	4	.750	2	3	5	3.5	2	0	2	1	0	0	9	7.0
at Ole Miss	11-25-11		31	5	10	.500	2	5	.400	0	0	.000	2	7	9	4.6	5	1	3	2	0	0	12	8.0
at Purdue	11-29-11	*	32	3	10	.300	2	6	.333	2	2	1.000	2	5	7	5.0	2	0	4	1	0	0	10	8.3
UMASS	12-03-11	*	32	4	9	.444	2	5	.400	0	0	.000	0	8	8	5.4	4	0	3	1	0	3	10	8.6
Memphis	12-06-11	*	36	4	8	.500	2	6	.333	0	0	.000	0	5	5	5.4	4	0	1	3	0	1	10	8.8
at West Virginia	12-10-11	*	20	1	5	.200	0	3	.000	0	0	.000	0	1	1	4.9	4	0	0	2	0	1	2	8.0
vs FAU	12-17-11	*	26	4	5	.800	2	3	.667	0	0	.000	0	3	3	4.7	2	0	4	2	1	0	10	8.2
at Charlotte	12-22-11	*	33	2	4	.500	2	4	.500	1	2	.500	2	4	6	4.8	4	0	2	1	0	1	7	8.1
APPALACHIAN STATE	12-30-11	*	27	4	6	.667	1	3	.333	2	2	1.000	0	3	3	4.7	2	0	3	0	0	0	11	8.3
UNCG	01-02-12	*	28	4	7	.571	1	4	.250	2	2	1.000	1	1	2	4.5	3	0	2	1	0	1	11	8.5
at Virginia	01-07-12	*	28	0	2	.000	0	1	.000	0	0	.000	0	3	3	4.4	2	0	0	2	0	3	0	7.9
at North Carolina	01-10-12	*	19	0	2	.000	0	1	.000	0	0	.000	0	2	2	4.2	2	0	2	1	0	1	0	7.4
CLEMSON	01-18-12	*	31	4	11	.364	2	5	.400	2	2	1.000	0	6	6	4.3	3	0	3	4	0	2	12	7.7
NC STATE	01-22-12	*	21	0	2	.000	0	1	.000	0	0	.000	1	4	5	4.4	3	0	0	3	0	0	0	7.2
at Georgia Tech	01-24-12		10	0	1	.000	0	1	.000	0	0	.000	1	0	1	4.2	1	0	1	0	1	1	0	6.8
at Boston College	01-29-12		26	3	7	.429	3	5	.600	0	0	.000	0	3	3	4.1	2	0	1	0	0	0	9	6.9
MARYLAND	02-01-12		38	4	7	.571	2	5	.400	3	4	.750	1	4	5	4.2	0	0	2	1	0	0	13	7.3
at Duke	02-05-12		16	1	4	.250	0	3	.000	0	0	.000	0	1	1	4.0	2	0	1	2	0	0	2	7.0
VIRGINIA TECH	02-09-12		19	3	6	.500	1	3	.333	0	0	.000	1	2	3	4.0	0	0	0	0	0	0	7	7.0
at Florida State	02-11-12		17	1	4	.250	1	3	.333	0	0	.000	0	3	3	3.9	2	0	1	1	0	0	3	6.8
NORTH CAROLINA	02-15-12		29	4	9	.444	3	5	.600	0	0	.000	1	2	3	3.9	3	0	2	4	0	3	11	7.0
WAKE FOREST	02-18-12		13	1	3	.333	1	3	.333	0	0	.000	2	1	3	3.8	2	0	1	1	0	0	3	6.8
at Maryland	02-21-12		28	5	6	.833	3	4	.750	0	0	.000	0	2	2	3.8	0	0	0	1	0	0	13	7.1
FLORIDA STATE	02-26-12		29	4	7	.571	2	5	.400	1	3	.333	0	6	6	3.9	4	0	0	2	0	0	11	7.2
at NC STATE	02-29-12		10	0	1	.000	0	1	.000	0	2	.000	0	0	0	3.7	1	0	0	0	0	0	0	7.0
BOSTON COLLEGE	03-03-12		21	4	5	.800	1	2	.500	0	0	.000	0	2	2	3.7	0	0	0	0	0	2	9	7.0
at Georgia Tech	03-08-12		22	1	5	.200	1	4	.250	0	0	.000	1	1	2	3.6	1	0	0	0	0	0	3	6.9
vs Florida State	03-09-12		18	4	5	.800	0	0	.000	0	0	.000	1	1	2	3.5	2	0	1	2	0	0	8	6.9
VALPARAISO	03-14-12		26	4	7	.571	2	4	.500	0	0	.000	0	3	3	3.5	2	0	3	0	0	1	10	7.0
MINNESOTA	03-19-12		33	2	5	.400	1	3	.333	0	0	.000	1	1	2	3.5	3	0	3	1	0	1	5	7.0



# Fast Breaks: Trey McKinney Jones

They are stories of perseverance. Stories about growing up, becoming men and being a part of a family. One-by-one, we hear from them. These are the Miami Hurricanes...

**I was raised** in Milwaukee, Wis.

**I started playing basketball** in the third grade.

**My favorite holiday** is Christmas because I get to see my family, all of my family.

**Nobody knows** that I can cut hair. I cut or line up a few guys on the team when they need it. I cut my own hair.

**To be a Miami Hurricane** means that you need to put it all on the table for The U.

**Right now I'm listening to** the J. Cole album.

**If I wasn't playing basketball** I would be I would be playing football somewhere.

**When I was younger** I wanted to be a professional basketball player, just like my uncle.

**I secretly wish** I didn't have to take classes and could just be an athlete.

**Legacy** is the road to the top or the climax of your career.

**My favorite current UM athlete** is Julian Gamble because I'm probably the closest with him. He's my roommate and after my visit he was the main one who texted me and called me to make sure everything was all right.

**Becoming a man** is necessary in order to become a college basketball player.

**The U** is different than any other school.

**I'm afraid** of sharks. My family came to visit last summer and we rented a boat and we're out in the middle of the ocean and I jumped in. That was probably the scariest thing I've ever done.

**After college** I want to play professional basketball.

**One thing everyone should know about Miami basketball** is that we're all brothers and we like to have fun.

**At The U**, I've learned so much from my teammates as a whole. I couldn't pick just one person because you learn different things from everyone.

**In March** I want to still be playing basketball in the tournament.

**I never thought** I would actually be going here. Growing up I always liked Miami because of the jerseys, I'm not going to lie, but I never thought I would actually be here right now when I was really young.

**Before every game** I need to pray.

**My favorite song lyric** is ... I honestly have a problem remembering song lyrics so I can't come up with one on the top of my head. I get that from my mom. She's the same way (laughs.)

**My favorite midnight snack** is Cheez-Itz

**Coach Larranaga** is a great coach who I believe is going to take us to that next level.

**My favorite movie** is The Dark Knight.

**The actor I would want to play me in a movie** is someone who semi-looks like me to play me. I would have to pick someone who's light-skinned so either Terrence Howard or Will Smith. Maybe Terrence Howard since he has light eyes.



# DURAND SCOTT

Senior | Guard | 6-5 | 203

The Bronx, N.Y. | Rice

# #1

**2011-12 All-ACC Honorable Mention**  
**2010 ACC All-Rookie Team**  
**2010 ACC All-Tournament First Team**  
**2010 Four-time ACC Rookie of the Week**

**As A Junior (2011-12):** All-ACC honorable mention ... Ranked fifth in ACC in assist to turnover ratio, sixth in minutes played, seventh in assists, 10th in free throw percentage and 14th in scoring ... Ended season on a streak of eight games scoring in double digits ... Ranks fifth in scoring and sixth in assists on list of ACC active career statistical leaders. Three 2011-12 seniors are ahead of Scott in both categories ... Only Cane to start and play in first 30 games ... Led team with 12.9 points per game, 33.2 minutes per outing and 93 assists (3.1 apg), and was second with 5.4 rebounds per night ... Also posted 1.0 steals and 0.2 blocks per game to go along with 1.7 assist to turnover ratio ... Shot 45.3 percent from field, 31.1 from distance and 79.5 at stripe ... In ACC play, he averaged 12.8 points, 6.0 rebounds, 2.9 assists and 1.3 steals while shooting 47.6 percent from field and 81.0 percent at stripe ... Recorded double-digit points in all but five games ... Tallied three or more assists in 18 games, and five or more four times ... Shot better than 40 percent from field in 10 ACC games ... Pulled down at least five rebounds in 22 games, including a streak of five-or-more from Jan. 10-Feb. 11 ... Recorded a double-double on Feb. 29 at NC State with 10 points and 11 rebounds ... Led (or tied) for team game highs in assists 16 times, points 10 times, steals seven nights, rebounds five games and blocks twice ... Scored 16 points, all from free throw line, to lead team in scoring against UMass ... Only Cane to record seven assists in a game ... Season highs include 24 points vs. Maryland, 16 free throws made against UMass, 11 rebounds at NC State, seven assists vs. Maryland, three steals four times, a pair of blocked shots vs. Rutgers and 45 minutes vs. FAU ... Notched 11 points, hitting all four shot attempts, and seven rebounds in only postseason game, against Georgia Tech on March 8 in ACC Tournament ... Miami declared Scott ineligible prior to game against FSU on March 9. Was reinstated on March 14, but must serve a six-game withholding penalty. Six-game withholding includes FSU game in ACC Tournament, 2012 postseason, and three remaining withholding games at start of 2012-2013 season ... Book Buster (3.0 GPA).

**As A Sophomore (2010-11):** Played in all 36 games, with 35 starts - second most in program to date, averaging 13.6 points -- second-best on squad, 4.2 rebounds, 3.1 assists and a team-high 1.2 steals in a team-high 32.8 minutes per game, while shooting 44.5 percent from field, 83.7 percent from line and 39.1 percent from long range ... Ranked among ACC's leaders in scoring (12th), free throw percentage (3rd, 76th in nation) and minutes played (6th) ... His 1,182 minutes on hardwood rank second-most in program to date - just 14 minutes shy of school record ... Averaged a team-high 19.3 points, 3.3 assists and 3.3 rebounds over three NIT games, converting 50 percent from field and 89 percent from line ... Registered 100 assists for second-straight season, becoming first Cane to do so since John Salmons in 2001-02 ... Malcolm Grant went on to dish out 100 assists as well, with duo becoming first teammates to notch consecutive 100-assists seasons since Thomas Hocker and Kevin Presto achieved feat in both 1987-88 and 1988-89 ... 225 career assists rank 15th in program to date ... Major improvement in shooting percentage from charity stripe (.670 to .837) and from beyond arc (.276 to .391) between first two seasons ... Scored 10-plus points 29 times as a sophomore, with six performances of at least 20 points -- including back-to-back 20-point games to open second campaign

## CAREER STATISTICS

CAREER STATISTICS				Total			3-Point			Free Throws			Rebounds			Scoring									
Season	GP	GS	Min.	Avg.	FG	FGA	Pct.	FG	FGA	Pct.	FT	FTA	Pct.	Off.	Def.	Tot.	Avg.	PF	FO	Ast.	TO	Blk	Stl	Pts.	Avg.
2009-10	33	28	917	27.8	126	277	.455	16	58	.276	71	106	.670	29	102	131	4.0	69	2	113	73	6	41	339	10.3
2010-11	36	35	1182	32.8	162	364	.445	27	69	.391	139	166	.837	42	110	152	4.2	93	4	112	100	4	43	490	13.6
2011-12	30	30	997	33.2	136	300	.453	19	61	.311	97	122	.795	51	111	162	5.4	67	4	93	54	5	31	388	12.9
TOTAL	99	93	3096	31.3	424	941	.451	62	188	.330	307	394	.779	122	323	445	4.5	229	10	318	227	15	115	1217	12.3

## SCOTT 2011-12

SCOTT 2011-12																									
Opponent	Date	GS	Min	TOTAL		Pct	3-PTS		FREE THROWS			REBOUNDS			PF	FO	A	TO	Blk	Stl	Pts	Avg			
				FG	FGA		3FG	FGA	Pct	FT	FTA	Pct	Off	Def	Tot	Avg									
TENNESSEE TECH	11-11-11	*	36	3	12	.250	2	5	.400	7	8	.875	1	5	6	6.0	0	0	5	1	0	1	15	15.0	
RUTGERS	11-15-11	*	33	7	12	.583	2	3	.667	3	4	.750	2	3	5	5.5	0	0	4	0	2	0	19	17.0	
UNF	11-19-11	*	33	1	10	.100	0	1	.000	9	10	.900	0	3	3	4.7	4	0	1	0	1	0	11	15.0	
FLORIDA GULF COAST	11-22-11	*	35	2	8	.250	0	3	.000	1	2	.500	1	4	5	4.8	1	0	4	1	1	2	5	12.5	
at Ole Miss	11-25-11	*	43	3	9	.333	1	3	.333	6	9	.667	0	6	6	5.0	3	0	4	6	0	1	13	12.6	
at Purdue	11-29-11	*	32	3	7	.429	0	2	.000	6	10	.600	1	1	2	4.5	3	0	2	1	0	0	12	12.5	
UMASS	12-03-11	*	36	0	6	.000	0	0	.000	16	18	.889	2	4	6	4.7	3	0	6	1	0	1	16	13.0	
Memphis	12-06-11	*	32	4	12	.333	1	2	.500	1	3	.333	1	5	6	4.9	1	0	5	2	0	0	10	12.6	
at West Virginia	12-10-11	*	30	3	10	.300	0	0	.000	0	0	.000	3	3	6	5.0	3	0	2	1	0	0	6	11.9	
vs FAU	12-17-11	*	45	7	11	.636	2	5	.400	2	2	1.000	0	1	1	4.6	3	0	2	4	0	0	18	12.5	
at Charlotte	12-22-11	*	35	7	12	.583	0	3	.000	0	0	.000	2	2	4	4.5	1	0	4	1	0	0	14	12.6	
APPALACHIAN STATE	12-30-11	*	25	7	9	.778	1	2	.500	2	2	1.000	0	2	2	4.3	1	0	4	1	0	0	17	13.0	
UNCG	01-02-12	*	36	5	10	.500	0	0	.000	7	8	.875	3	4	7	4.5	0	0	3	5	0	3	17	13.3	
at Virginia	01-07-12	*	34	4	12	.333	0	2	.000	4	4	1.000	1	2	3	4.4	1	0	3	0	0	1	12	13.2	
at North Carolina	01-10-12	*	38	4	12	.333	0	2	.000	4	4	1.000	1	4	5	4.5	3	0	3	2	0	0	12	13.1	
CLEMSON	01-18-12	*	32	4	5	.800	2	2	1.000	0	0	.000	1	5	6	4.6	2	0	4	2	0	2	10	12.9	
NC STATE	01-22-12	*	36	4	11	.364	0	2	.000	0	0	.000	2	4	6	4.6	5	1	3	4	0	3	8	12.6	
at Georgia Tech	01-24-12	*	34	3	6	.500	0	0	.000	0	0	.000	0	6	6	4.7	2	0	2	0	0	2	6	12.3	
at Boston College	01-29-12	*	32	8	15	.533	1	1	1.000	2	2	1.000	3	3	6	4.8	1	0	4	0	0	3	19	12.6	
MARYLAND	02-01-12	*	40	11	14	.786	1	3	.333	1	2	.500	2	6	8	5.0	5	1	7	2	1	0	24	13.2	
at Duke	02-05-12	*	35	3	12	.250	0	1	.000	5	6	.833	4	2	6	5.0	4	0	2	4	0	2	11	13.1	
VIRGINIA TECH	02-09-12	*	28	1	7	.143	0	1	.000	0	0	.000	1	5	6	5.0	1	0	1	3	0	1	2	12.6	
at Florida State	02-11-12	*	28	5	12	.417	1	3	.333	1	2	.500	1	4	5	5.0	1	0	3	2	0	2	12	12.6	
NORTH CAROLINA	02-15-12	*	33	7	12	.583	1	3	.333	0	0	.000	1	2	3	5.0	3	0	2	2	0	1	15	12.7	
WAKE FOREST	02-18-12	*	30	7	11	.636	2	3	.667	2	2	1.000	3	4	7	5.0	0	0	4	0	0	3	18	12.9	
at Maryland	02-21-12	*	28	5	11	.455	0	2	.000	4	5	.800	2	3	5	5.0	5	1	1	2	0	0	14	12.9	
FLORIDA STATE	02-26-12	*	33	6	11	.545	0	2	.000	5	8	.625	3	4	7	5.1	4	0	2	2	0	1	17	13.1	
at NC STATE	02-29-12	*	33	3	10	.300	0	2	.000	4	4	1.000	6	5	11	5.3	5	1	3	2	0	0	10	13.0	
BOSTON COLLEGE	03-03-12	*	24	5	7	.714	2	3	.667	2	3	.667	1	5	6	5.3	1	0	2	1	0	0	14	13.0	
at Georgia Tech	03-08-12	*	28	4	4	1.000	0	0	.000	3	4	.750	3	4	7	5.4	1	0	1	2	0	2	11	12.9	
Totals			30	997	136	300	.453	19	61	.311	97	122	.795	51	111	162	5.4	67	4	93	54	5	31	388	12.9

## Scott Season / Career Highs

### Points

Season: 24, vs. Maryland 2/01/12

Career: 29, at North Carolina 3/2/10

### Rebounds

Season: 11, at NC State 2/29/12

Career: 12, at UNCG 02/15/11

### Assists

Season: 7, vs. Maryland 2/01/12

Career: 10, at NC Central 11/14/09

### Steals

Season: 3 (4x), last vs. Wake Forest, 2/18/12

Career: 4, vs. Minnesota 12/02/09

### Blocked Shots

Season: 2, vs. Rutgers 11/15/11

Career: 2, at Pepperdine 1/3/10

### Field Goals

Season: 11, vs. Maryland, 2/01/12

Career: 11(2x), vs. Maryland 2/01/12

### Field Goal Attempts

Season: 15, at Boston College, 1/29/12

Career: 17, vs. Minnesota 12/2/09

### Free Throws

Season: 16, vs. UMass 12/03/11

Career: 16, vs. UMass 12/03/11

### Free Throw Attempts

Season: 18, vs. UMass 12/03/11

Career: 18, vs. UMass 12/03/11

### 3-Point Field Goals

Season: 2 (6x), last vs. Boston College 3/3/12

Career: 4, vs. North Carolina 1/26/11

### 3-Point Field Goal Attempts

Season: 5 (2x), last vs. FAU 12/17/11

Career: 5 (4x), last, vs. FAU 12/17/11

### Foul Disqualifications

Season: 4, last at NC State 2/29/12

Career: 10x - 4-11/12; 4-10/11; 2-09/10

### Minutes

Season: 45, vs. FAU 12/17/11

Career: 45, vs. FAU 12/17/11

# DURAND SCOTT

Senior | Guard | 6-5 | 203

# #1

The Bronx, N.Y. | Rice

as a Cane and a season-high 27 points in win over Ole Miss (11/30) ... Played at least 30 minutes in 29 games, including 20 straight (11/27-2/13) ... Pulled down five-or-more rebounds 14 times, including a career-high 12 boards at UNC Greensboro (2/15) to go with 12 points and a season-high tying three steals to notch first career double-double ... Finished with a team-high 19 points, including converting 7-of-8 attempts from charity stripe, with three rebounds and two assists in NIT quarterfinal at Alabama (3/23) ... Posted team-high 20 points on 7-of-12 shooting from floor and 6-of-8 shooting from line, with five boards and team-high four assists in NIT second-round win over Missouri State (3/21) ... Came off bench for first time in NIT opener versus FAU (3/16), hitting 4-of-6 from field and a UM-record tying 10-of-10 from line, en route to 19 points and four assists ... Shot 50 percent from field with 12 points, five rebounds and a season-high tying three steals in ACC Tournament quarterfinal vs. No. 6/7 North Carolina (3/11) ... Scored five points in final 34 seconds of regulation to lead Miami's comeback win over Virginia (3/10) in first round of ACC Tournament, to finish with 10 points and six boards ... Went 2-of-3 from long range en route to 13 points and 100th assist of season at Georgia Tech (3/6) ... One of five Canes to score in double-figures in victory over Maryland (3/2) with 15 points and game-high six assists ... Finished with 10 points (nine in second half), a team-high tying four assists, four boards and three steals in conference win at Boston College (2/23) ... Team-high 16 points on 6-of-9 shooting, with three rebounds, three steals and a pair of assists versus Clemson (2/20) ... Finished with 10 points, a season-high tying eight assists and three boards versus No. 5 Duke (2/13) ... Knocked down 17 points -- hitting all three of three-pointers and all six from charity stripe -- in a career-high tying 38 minutes before fouling out for second-straight game in road win at Wake Forest (2/9) ... Battled with flu during games versus Virginia (2/5) and Georgia Tech (2/3) ... Game-high 21 points, four rebounds and five assists -- with no turnovers -- at Virginia Tech (1/30) ... Game-high 18 points -- including a career-high 4-of-5 effort from long range, with four assists and a season-high tying three steals versus North Carolina (1/26) ... Posted 10 points and three rebounds at NC State (1/23) ... Recorded 19 points and seven rebounds in a victory over Boston College (1/15) ... Finished with a game-high 24 points on 50 percent shooting from field (6-12) versus Clemson (1/8) ... Posted 10 points, five rebounds, two assists, a block and a steal in ACC opener at No. 1 Duke (1/2) ... Recorded 15 points, five rebounds and a pair of assists versus Pepperdine (12/30), despite fighting northeastern snow and arriving back in Miami from winter break just hours before game ... Averaged 12.0 points, 4.3 rebounds and 2.7 assists to help UM go 3-0 at Las Vegas Holiday Hoops Classic, converting 50 percent from field, 60 percent from beyond arc and 86.7 percent from line ... Grabbed a then- season-high nine boards in win over Akron (12/23) ... Finished with 16 points -- hitting all four free throws, a game-high tying five assists, four boards and one steal in a career-high 38 minutes versus UCF (12/18) ... Contributed 11 points on 50 percent shooting with four rebounds, two assists and two steals in win over West Virginia (12/4) ... Scored seven points over final 7:30, assisted a key three-pointer and intercepted a West Virginia pass with just two seconds left in game to secure victory ... Scored a season- and game-high 27 points in win over Ole Miss (11/30), converting a career-high 12-of-13 from line, with six assists and six boards ... Registered a season-high eight assists at Florida Gulf Coast (11/27), with 15 points on 50 percent shooting from field and 80 percent shooting from line, with a then- season-high six rebounds ... First Hurricane to post back-to-back games with 20-or-more points since Jack McClinton tallied three-straight 30-point games in 2008-09 ... Finished with a game-high 20 points -- including going 9-of-11 from line, with four rebounds and two steals in 33 minutes at No. 19/19 Memphis (11/15) in a game that tipped at midnight to kick off ESPN's season coverage of college hoops ... Started season strong with 20 points (8-14 FGs, 4-5 FTs), a game-high six assists (1 turnover) and four rebounds in win over Jacksonville (11/12).

**As A Freshman (2009-10):** Played in all 33 games with 28 starts, averaging 10.3 points, 4.0 rebounds, 3.4 assists and a team-high 1.2 steals per game ... Earned ACC All-Rookie Team, ACC All-Tournament first team and *Sporting News* ACC All-Rookie Team honors ... Four-time ACC Rookie of Week -- first Hurricane to earn honor more than once ... Became first Miami rookie since Guillermo Diaz (2003-04) to score 20 points in multiple games as a freshman ... Season-high 29 points at North Carolina marked most points by a Miami freshman in over nine years ... Tied ACC freshman record with 10 assists and zero turnovers in UM debut ... Named "Outstanding Defender" at team's 2010 postseason banquet ... Scored in double figures 16 times -- including in eight of last nine games, tying for second most on squad in 2010 ... Just second freshman and fifth player in UM tory to amass 100 points, 100 boards and 100 assists in a single season ... With 113 assists, became first UM rookie in 15 years -- since Kevin Norris posted 102 assists (1994-95) -- and fifth UM rookie to top century mark in assists ... First Hurricane of any class to achieve this since Anthony Harris registered 133 assists as a sophomore (2004-05) ... Led all freshmen and ranked 10th in ACC in assist-to-turnover ratio (1.55:1) ... Among ACC's freshmen leaders in almost every statistical category -- turning in league's top-three assists performances by a rookie in 2009-10 ... ACC freshmen leader in assists per game (3.4), and among top six in scoring (10.3 ppg) and rebounding (4.0 rpg) ... 14 games with four-plus assists ... Averaged 14.7 points on 48.6 percent shooting from field, with 5.0 boards and 3.0 assists over three games in ACC Tournament ... Only ACC freshman with two games of 10 points, five rebounds and five assists -- eighth-best among all ACC players ... Season- and game-high 29 points, shooting a season-high 11-of-15 from field, a season-high 3-of-5 from long range and 4-of-4 from line, with five rebounds and two steals at North Carolina (3/2) ... The 29 points were second-highest point production by an ACC rookie, most points by a Hurricane since Jack McClinton's 35 versus North Carolina (2/15/09) and most points by a Miami freshman in over nine years (since Darius Rice scored 31 versus Virginia Tech on 1/10/01) ... Team-high 21 points (10-15 FGs) -- third 20-plus point game of year -- with four boards, three assists and two steals in ACC semifinal versus Duke (3/13) ... Team-high 17 points on 50 percent shooting from field (6-12) and a perfect performance from charity stripe (5-5), with six boards, two assists and one steal in ACC Tourney win over Virginia Tech (3/12) ... Scored nine points in final 2:42 -- including hitting all four free throw attempts during that span -- to help secure win ... Game-high 14 points (5-10 FGs, 4-4 FTs) and five rebounds versus Florida State (3/6) ... Posted 13 points, game-high tying five assists, three boards, three steals and a block in a season-high 37 minutes vs. NC State (2/27) ... Tallied 11 points, four boards and two assists in win over Virginia (2/23) ... Finished with 19 points, shooting 9-of-13 from field, four rebounds, a team-high four assists and two steals versus then-No. 6/6 Duke (2/17) ... Turned in 10

points, three rebounds, three assists and two steals at Clemson (2/13) ... Contributed 12 points (including a season-high 6 FTs), four rebounds and four assists in a victory over Virginia Tech (1/31) ... Team-high 13 points on 5-of-9 shooting, with four rebounds, two assists and two steals at Maryland (1/26) ... Finished with 10 points, two boards, three assists and a steal in a win over Wake Forest (1/9) ... Put up a season-high two blocks and registered a game-high tying four assists at Pepperdine (1/3) -- fourth game of season with multiple assists and no turnovers ... In Miami debut, registered a season- and game-high 10 assists with zero turnovers against N.C. Central (11/14) en route to ACC Rookie of Week honors ... Most assists by a Hurricane in three years and tied an ACC freshman record in process ... Game-high eight assists (tying himself for league's second-best assist production by an ACC freshman in 2009-10) versus Bethune-Cookman (12/30) ... Scored 13 points, five rebounds and four assists versus North Carolina A&T (12/21), en route to second ACC Rookie of Week honor ... Recorded 13 points and a team-high four assists versus FAU (12/19) ... Game-high tying six assists (0 turnovers) vs. South Carolina State (12/12) ... Sparked UM with a game-high 20 points on 9-for-17 shooting from floor, adding two assists and a team single-game season-high tying four steals in Big Ten/ACC Challenge win over Minnesota (12/2) ... First 20-point performance by a Miami freshman since Dwayne Collins finished with 24 at BC (1/16/07) ... Grabbed a season-high 10 rebounds in Charleston Classic championship game victory over South Carolina (11/22) ... Finished Classic second in assists, averaging 3.3 per game ... Scored in double figures for second-straight game with 10 points, five rebounds and five assists in Charleston Classic first-round win over Tulane (11/19) ... Finished with 14 points hitting 4-of-5 from field, 2-of-3 from beyond arc and 4-of-5 from line, with eight assists and five rebounds in rout of Nova Southeastern (11/16) ... Dished out 16 straight assists to start season before committing first turnover on an offensive foul.

**High School:** Ranked fifth in nation among shooting guards by *Scout*, eighth by *Rivals* and 11th by ESPN ... Five-star recruit, also ranked among top 25 overall players by *Scout* ... Selected to play in 2009 Jordan Brand Classic ... As a senior, led Rice High School to State Federation Class 2-A championship, earning tournament MVP honors after scoring 23 points in title game -- including a three-pointer with 14.5 seconds left in regulation to send game into overtime ... As a junior, averaged 12.7 points, 5.4 rebounds, 2.9 assists and 1.6 steals per game en route to a 19-5 record and playoff run ... Shot 89.7 percent from long range (26-29), 63.6 from field and 75.6 from charity stripe ... Over high school career, won two state championships and four city championships ... Coached by Maurice Hicks ... Played AAU basketball for New York Gauchos who finished 2008 season as No. 1 ranked AAU program in New York metropolitan area ... Recruited by many of nation's top basketball programs, including UConn, Pittsburgh, St. John's, Memphis, UCLA, Tennessee and West Virginia.

**Personal:** Born Feb. 22, 1990 ... Brother to Alva, Ruschell, Shammet and Lacey ... Majoring in business management ... Off court, enjoys playing video games ... Jamaican descent ... Nickname is "Durand Durand".

# Fast Breaks: Durand Scott

They are stories of perseverance. Stories about growing up, becoming men and being a part of a family. One-by-one, we hear from them. These are the Miami Hurricanes...

**I was raised** in the borough of the Bronx with my mother and father, two brothers and two sisters, until they got older and left me alone to be the baby.

**I started playing basketball** when I was nine years old. I was the worst basketball player ever and the only reason I got picked to be on the team was because I was pretty tall.

**To be a Miami Hurricane means** a lot because it stands for family unity and all of the right things that I've been preached since I was growing up so it was a perfect fit for me.

**Nobody knows** that I can dance. I dance a lot, all the time.

**If I wasn't playing basketball** I would be playing football because that was my first sport but then I hurt somebody so my mom believed the same thing could happen to me so I had to pick a new sport.

**Right now I'm listening to** a lot of Meek Mills.

**When I was younger** I wanted to be like my father. He meant a lot to me and he paved the road for the man I am today.

**My family** is the most important thing to me in the world because they're always there for me and supporting me.

**Winning a game** is very important because I hate to lose. Even though I may not show it as much, I'm a great competitor and I've never lost much throughout my life.

**My favorite UM athlete** was Sean Spence on the football team because he's always hyped on the football field and I know him personally.

**Becoming a man** was an easy step for me because of the help I got from my father.

**The U** is a great school which I don't regret attending and I enjoy my stay here. I believe it was a perfect fit for me.

**After college** I want to finish my education and hopefully continue my basketball. Hopefully the NBA, if not, wherever it takes me.

**One thing everybody should know about Miami basketball** is we're a great group of guys to be around and we try our hardest every day to do what we have to do.

**In March** I want to be playing, which I know I will be playing because I'm going to make sure we'll still be playing.

**I never thought** I would have a new coach but it's a great experience but he's a great guy and a great coach. I think he's going to do great things for us this year.


**Before every game** I listen to music and go shoot.

**My favorite movie** is 'Crybaby' with Johnny Depp, which is a musical, and 'Friday After Next' starring Ice Cube.

**My favorite quote** is it's not my favorite, but one that just popped into my mind is 'Go hard or go home' because once I step on the court I know I have to leave everything on the court because if not, I'll be disappointed.

**My favorite midnight snack** is cereal, Cinnamon Toast Crunch and Crunch Berries.

**My teammate that would win Dancing With the Stars** is me (laughs). I danced when I was younger and still do now to the hip stuff that these little kids call the Dougie and stuff like that. I'm pretty good at that.



# STEVE SORENSON

Freshman | Guard | 6-0 | 151


#3

Dallas, Texas | Mark's School of Texas

**High School:** Named all-state by Texas Association of Basketball Coaches as a senior ... TABC academic all-state ... Two-time All-Southwest Preparatory Conference ... Trinity Valley Christian all-tournament team twice ... Team captain both junior and senior seasons ... Averaged 18 points, six assists, three rebounds, two steals in senior campaign ... Shot 50 percent from both field and distance in final season ... Team leadership award ... Invited to TABC all-star game and 2012 Showboat Classic ... Team MVP ... Notched 12 points, five assists, four rebounds and two steals per game sophomore season ... Shot 50 percent from field and 49 percent from three ... Most improved player sophomore season ... Three-year letterwinner ... Honor roll all four years.

**Personal:** Full name is Steven Lewis Sorenson, goes by Steve ... Born Dec. 30, 1993 in St. Louis, Mo. ... Son of Skip and Yvonne ... Brother to Erik, who was a walk-on with Virginia Tech basketball team from 2010-12 ... Played AAU ball for Dallas Heroes ... Majoring in business.





# ERIK SWOOPE

Junior | Forward | 6-6 | 233

Lake Elsinore, Calif. | Harvard-Westlake

# #21

## Swoope Season / Career Highs Points

Season: 11, vs. Tennessee Tech 11/11/11

Career: 13, vs. Pepperdine 12/30/10

## Rebounds

Season: 8, vs. Rutgers 11/15/11

Career: 6, vs. NC Central 11/19/10

## Assists

Season: 2, at West Virginia 12/10/11

Career: 2, at West Virginia 12/10/11

## Steals

Season: 3 (2x), last vs. Rutgers 11/15/11

Career: 3 (3x), last vs. Rutgers 11/15/11

## Blocked Shots

Season: 2 (2x), last vs. UNF 11/19/11

Career: 2 (2x), last vs. UNF 11/19/11

## Field Goals

Season: 5, vs. Tennessee Tech 11/11/11

Career: 4, vs. Pepperdine 12/30/10

## Field Goal Attempts

Season: 8, vs. Tennessee Tech 11/11/11

Career: 8, at Duke 1/2/11

## Free Throws

Season: 2 (3x), last vs. App State 12/30/11

Career: 5, vs. Pepperdine 12/30/10

## Free Throw Attempts

Season: 4 (2x) last vs. UNF 11/19/11

Career: 7, vs. Pepperdine 12/30/10

## 3-Point Field Goals

Season: --

Career: --

## 3-Point Field Goal Attempts

Season: 1 (2x), last vs. Maryland 2/1/12

Career: 1 (2x), last vs. Maryland 2/1/12

## Foul Disqualifications

Season: 2x, last vs. Memphis 12/06/11

Career: 3 - 1 in 2010-11; 2 in 2011-12

## Minutes

Season: 36, at Ole Miss 11/25/11

Career: 36, at Ole Miss 11/25/11

**As a Sophomore (2011-12):** Started eight of first 10 games, averaging 4.9 points, 3.4 rebounds, 0.9 blocks, 0.9 steals and 0.7 assists in 22.9 minutes per game while shooting 57.9 percent from field ... In 23 total games, averaged 2.3 points and 1.7 rebounds in 11.7 minutes per night ... Shot 50 percent (23-of-46) from field and 47.1 percent at line ... Scored in double digits in opener against Tennessee Tech ... Pulled down at least three rebounds in seven games ... Played more than 10 minutes in first 10 games, then didn't see more than eight minutes in final 13 outings ... Led (or tied) for team game highs in steals three times, blocked shots twice and rebounds and assists once ... Season highs include 11 points vs. Tennessee Tech, eight rebounds against Rutgers, two assists at West Virginia, three steals twice, a pair of blocked shots twice and 36 minutes at Ole Miss.

**As a Freshman (2010-11):** Played in 29 games, making nine starts as a true freshman ... Named to 2011 ACC All-Academic Basketball Team ... Averaged 1.4 points and 1.0 rebound in 6.5 minutes per game ... After averaging just 3.8 minutes per game over first 11 games, started eight-straight outings (12/22-1/23) - including five ACC games - for Hurricanes with 14.6 minutes per game over that span, including a season-high 23 minutes versus Pepperdine (12/30) ... Was back in starting lineup versus Virginia (2/5) ... Posted five points - including hitting both attempts from charity stripe, a career-high three steals, a pair of boards and one assist versus Florida State (1/19) ... Finished with six points - including a 4-for-4 effort from line, with a pair of rebounds and a steal in ACC debut at No. 1 Duke (1/2) ... Posted best game of young career versus Pepperdine (12/30), finishing with a season-high 13 points, four rebounds and two steals ... Grabbed two steals and matched then- season high with four points in Las Vegas Holiday Hoops Classic win over Rice (12/22) ... Finished with four points, a season-high six boards, one steal and one assist in nine minutes versus North Carolina Central (11/19).

**High School:** Named Mission League Most Valuable Player ... *L.A. Daily News* referred to him as "most dominant boys' basketball player" in San Fernando Valley ... Rated as No. 41 power forward by ESPN ... Incredible physique, and is as bouncy as any prospect in west ... As a senior, averaged 21.8 points, 8.9 rebounds, 1.6 assists and 1.5 blocks per game, converting 74 percent from field and 71 percent from foul line ... Registered 16 games of 20-or-more points, including eight games with 30-plus points ... Scored in double-figures in all but two games as a senior ... Averaged 26.2 points per outing over last six games ... Picked up 12 double-doubles as a senior, including a 30-point, 21-rebound effort against South Hills ... Turned in a season-best 40 points on 14-of-17 shooting from field - adding a 12-of-13 touch at charity stripe - in a win over Notre Dame Prep ... Collected three-straight games of 30 points against Palos Verdes, South Hills and Calabasas ... Picked up 2.8 steals per game ... As a sophomore, helped team to runner-up title of Mission League ... Selected as an *ESPN Rise* California State Stat Star of Week (Feb. 11, 2010) ... Coached by Greg Hilliard ... Played AAU basketball for Pump N' Run Elite ... Attended same high school that produced NBA players Jason Collins (Atlanta Hawks) and Jarron Collins (Phoenix Suns).

**Personal:** Last name is pronounced Swoope ... Born May 8, 1992 ... Son of Denise and Gerald Swoope ... Brother to Devin Swoope ... Majoring in economics ... Attacks basket with reckless abandon, and has ability to finish plays in traffic ... Has been practicing yoga for four years.

2009-10			
Opposition	P	R	A
Jacksonville	0	0	0
at Memphis	1	0	0
N.C. Central	4	6	1
at Rutgers	0	0	0
McNeese St.	0	0	0
at FGCU	0	1	0
UCF	0	0	0
Oral Roberts	0	0	0
Rice	4	1	1
Akron	3	3	0
Pepperdine	13	4	1
at Duke	6	2	0
at Clemson	0	2	1
BC	4	1	0
Florida St.	5	2	1
at NC State	0	0	0
UNC	0	0	0
at Virginia Tech	0	0	0
Georgia Tech	0	1	0
Virginia	0	1	0
at Wake Forest	0	1	0
Duke	0	0	0
at UNC	0	1	0
at Florida St.	0	1	0
at Georgia Tech	0	2	0
Virginia	0	0	0
FAU	0	0	0
Missouri St.	0	0	0
at Alabama	0	0	0

2011-12			
Opposition	P	R	A
TENNESSEE TECH	11	6	1
RUTGERS	6	8	1
UNF	8	3	1
FLA. GULF COAST	4	3	0
at Ole Miss	6	3	0
at Purdue	4	1	1
UMASS	6	2	1
Memphis	2	4	0
at West Virginia	0	3	2
vs. FAU	2	1	0
at Charlotte	0	1	0
APPALACHIAN ST.	2	0	0
UNC	0	0	0
at North Carolina	0	0	0
NC STATE	1	0	0
at Boston College	0	0	0
MARYLAND	0	2	0
VIRGINIA TECH	0	0	0
WAKE FOREST	0	0	0
BOSTON COLLEGE	0	2	0
at Georgia Tech	0	0	0
vs. Florida State	0	0	0
MINNESOTA	2	1	0

## CAREER STATISTICS

Season	GP	GS	Min.	Avg.	FG	Total FGA	Pct.	3-Point FG	3-Point FGA	Pct.	Free Throws FT	Free Throws FTA	Pct.	Rebounds Off.	Rebounds Def.	Tot.	Avg.	PF	FO	Ass.	TO	Blk	Stl	Pts.	Avg.
2010-11	29	9	189	6.5	11	25	.440	0	0	.000	18	30	.600	12	17	29	1.0	26	1	5	7	2	13	40	1.4
2011-12	23	8	269	11.7	23	46	.500	0	2	.000	8	17	.471	20	20	40	1.7	46	2	7	8	10	9	54	2.3
TOTAL	52	17	458	8.8	34	71	.479	0	2	.000	26	47	.553	32	37	69	1.3	72	3	12	15	12	22	94	1.8

## SWOOPE 2011-12

Opponent	Date	GS	Min	FG	FGA	Pct	3FG	FGA	Pct	FT	FTA	Pct	Off	Def	Tot	Avg	PF	FO	A	TO	Blk	Stl	Pts	Avg	
TENNESSEE TECH	11-11-11	*	30	5	8	.625	0	1	.000	1	2	.500	3	3	6	6.0	3	0	1	1	1	3	11	11.0	
RUTGERS	11-15-11	*	33	2	2	1.000	0	0	.000	2	4	.500	3	5	8	7.0	3	0	1	0	2	3	6	8.5	
UNF	11-19-11	*	33	3	3	1.000	0	0	.000	2	4	.500	2	1	3	5.7	4	0	1	1	2	1	8	8.3	
FLORIDA GULF COAST	11-22-11	*	22	2	5	.400	0	0	.000	0	0	.000	3	0	3	5.0	4	0	0	1	0	0	4	7.3	
at Ole Miss	11-25-11	*	36	3	4	.750	0	0	.000	0	0	.000	2	1	3	4.6	4	0	0	2	1	0	6	7.0	
at Purdue	11-29-11	*	19	2	2	1.000	0	0	.000	0	0	.000	0	1	1	4.0	5	1	1	1	1	4	6.5		
UMASS	12-03-11		17	3	6	.500	0	0	.000	0	2	.000	1	1	2	3.7	3	0	1	0	1	0	6	6.4	
Memphis	12-06-11		15	1	4	.250	0	0	.000	0	0	.000	3	1	4	3.8	5	1	0	0	0	0	2	5.9	
at West Virginia	12-10-11	*	14	0	2	.000	0	0	.000	0	0	.000	1	2	3	3.7	2	0	2	0	0	0	0	5.2	
vs FAU	12-17-11	*	10	1	2	.500	0	0	.000	0	0	.000	0	1	1	3.4	1	0	0	0	1	1	2	4.9	
at Charlotte	12-22-11		4	0	0	.000	0	0	.000	0	0	.000	0	1	1	3.2	1	0	0	0	0	0	0	4.5	
APPALACHIAN STATE	12-30-11		5	0	1	.000	0	0	.000	2	2	1.000	0	0	0	2.9	0	0	0	0	1	0	2	4.3	
UNCG	01-02-12		3	0	0	.000	0	0	.000	0	0	.000	0	0	0	2.7	1	0	0	0	0	0	0	3.9	
at Virginia	01-07-12		DNP																						
at North Carolina	01-10-12		2	0	1	.000	0	0	.000	0	0	.000	0	0	0	2.5	1	0	0	0	0	0	0	3.6	
CLEMSON	01-18-12		DNP																						
NC STATE	01-22-12		6	0	1	.000	0	0	.000	1	2	.500	0	0	0	2.3	2	0	0	0	0	0	1	3.5	
at Georgia Tech	01-24-12		DNP																						
at Boston College	01-29-12		1	0	0	.000	0	0	.000	0	0	.000	0	0	0	2.2	0	0	0	0	0	0	0	3.3	
MARYLAND	02-01-12		6	0	2	.000	0	1	.000	0	0	.000	1	1	2	2.2	2	0	0	0	0	0	0	3.1	
at Duke	02-05-12		DNP																						
VIRGINIA TECH	02-09-12		0	0	0	.000	0	0	.000	0	0	.000	0	0	0	2.1	0	0	0	0	0	0	0	2.9	
at Florida State	02-11-12		DNP																						
NORTH CAROLINA	02-15-12		DNP																						
WAKE FOREST	02-18-12		1	0	0	.000	0	0	.000	0	0	.000	0	0	0	1.9	1	0	0	1	0	0	0	2.7	
at Maryland	02-21-12		DNP																						
FLORIDA STATE	02-26-12		DNP																						
NC State	02-29-12		DNP																						
BOSTON COLLEGE	03-03-12		3	0	2	.000	0	0	.000	0	0	.000	0	2	2	2.0	1	0	0	0	0	0	0	2.6	
at Georgia Tech	03-08-12		1	0	0	.000	0	0	.000	0	0	.000	0	0	0	1.9	0	0	0	0	0	0	0	2.5	
vs Florida State	03-09-12		0	0	0	.000	0	0	.000	0	0	.000	0	0	0	1.8	1	0	0	0	0	0	0	2.4	
MINNESOTA	03-19-12		8	1	1	1.000	0	0	.000	0	1	.000	1	0	1	1.7	2	0	0	1	0	0	2	2.3	
Totals			8	269	23	46	.500	0	2	.000	8	17	.471	20	20	40	1.7	46	2	7	8	10	9	54	2.3

# Fast Breaks: Erik Swoope

They are stories of perseverance. Stories about growing up, becoming men and being a part of a family. One-by-one, we hear from them. These are the Miami Hurricanes...

---

**I started playing basketball** when I was about two years old. I first started playing soccer and kind of mixed the two, but I found my love in about middle school.

**My favorite holiday** is Christmas, especially because nowadays I don't get to see my family a lot. It's nice because I know everyone that's when everyone takes vacation.

**Nobody knows** that I can play the guitar. I just started about a year ago, so that's my new hidden talent.

**When I was younger** I wanted to be a professor. I also wanted to play professional soccer.

**I secretly wish** I could have a school year abroad.

**Legacy** represents your family name. I've always had that philosophy, which I think is old school. Everywhere you go you're representing you're family, which is why hopefully this year we have our names on the back of our jerseys.

**The U** is internationally known. It's something that, no matter where you are, people will respect you or ask about how you're affiliated. Either they have an interest, have heard of us or want to be a part of The U.

**I'm afraid** of spiders (laughs).

**After college** I want to play professionally. My two other dreams would be to do marketing for Nike or be a doctor.

**My favorite quote** is from my favorite movie Idlewild, "God don't make no mistakes." I know it's a double negative, but I still like it.

**My favorite midnight snack** is probably oatmeal raisin cookies.

**Coach Larranaga** is really influential in my life so far. His new philosophy towards how to approach the game in general is just a new twist compared to my first year. His whole general outlook and philosophy that the whole coaching staff follows, I'm buying into it and just can't wait for this season to start.

**The actor I would want to play me in a movie** is Dave Chappelle. Since he just recently got buff, I think he could do it (laughs).

# **Season Review**

## **2011-12**

# 2011-12 Results

	OVERALL	HOME	AWAY	NEUTRAL
ALL GAMES	20-13	14-4	5-8	1-1
CONFERENCE	9-7	6-2	3-5	0-0
NON-CONFERENCE	11-6	8-2	2-3	1-1

DATE	OPPONENT	RESULTS	RECORD	HIGH POINTS	HIGH REBOUNDS	ATTEND
11-11-11	TENNESSEE TECH	W, 69-58	1-0	(15)Durand Scott	(8)Garrius Adams	3600
11-15-11	RUTGERS	W, 72-57	2-0	(19)Grant/Scott	(8)Erik Swoope	3180
11-19-11	UNF	W, 75-62	3-0	(14)Garrius Adams	(10)Kenny Kadji	3483
11-22-11	FLORIDA GULF COAST	W, 60-50	4-0	(21)Malcolm Grant	(6)Shane Larkin	3316
11-25-11	at Ole Miss	L, 61-64 ot	4-1	(22)Malcolm Grant	(9)Trey McKinney Jones	4721
11-29-11	at Purdue %	L, 65-76	4-2	(16)Grant/Larkin	(7)McKinney Jones/Akpejiori	13927
12-03-11	UMASS	W, 83-75	5-2	(16)Durand Scott	(8)Trey McKinney Jones	3653
12-06-11	MEMPHIS	L, 54-71	5-3	(12)Kenny Kadji	(6)Kadji/Scott	4500
12-10-11	at West Virginia	L, 66-77	5-4	(17)Malcolm Grant	(6)Durand Scott	12257
12-17-11	vs FAU \$	W, 93-90 2ot	6-4	(21)Kenny Kadji	(9)Reggie Johnson	11262
12-22-11	at Charlotte	W, 76-61	7-4	(18)Kenny Kadji	(10)Kenny Kadji	7281
12-30-11	APPALACHIAN STATE	W, 84-54	8-4	(17)Durand Scott	(8)Jones/Johnson	3363
01-02-12	UNCG	W, 99-89	9-4	(30)Kenny Kadji	(12)Kenny Kadji	2900
01-07-12	at Virginia *	L, 51-52	9-5 (0-1)	(14)Kenny Kadji	(10)Kenny Kadji	11283
01-10-12	at North Carolina *	L, 56-73	9-6 (0-2)	(16)Kenny Kadji	(9)Reggie Johnson	20096
01-18-12	CLEMSON *	W, 76-73	10-6 (1-2)	(16)Malcolm Grant	(7)Reggie Johnson	4420
01-22-12	NC STATE *	L, 73-78	10-7 (1-3)	(20)Kenny Kadji	(11)Kenny Kadji	4371
01-24-12	at Georgia Tech *	W, 64-49	11-7 (2-3)	(21)Kenny Kadji	(8)Kenny Kadji	5009
01-29-12	at Boston College *	W, 76-54	12-7 (3-3)	(19)Durand Scott	(7)Kenny Kadji	5874
02-01-12	MARYLAND *	W, 90-86 2ot	13-7 (4-3)	(24)Durand Scott	(8)Durand Scott	4611
02-05-12	at Duke *	W, 78-74 ot	14-7 (5-3)	(27)Reggie Johnson	(12)Reggie Johnson	9314
02-09-12	VIRGINIA TECH *	W, 65-49	15-7 (6-3)	(15)Reggie Johnson	(7)Reggie Johnson	4292
02-11-12	at Florida State *	L, 59-64	15-8 (6-4)	(14)Kenny Kadji	(6)Kadji/Johnson	11971
02-15-12	NORTH CAROLINA *	L, 64-73	15-9 (6-5)	(15)Durand Scott	(9)Reggie Johnson	7071
02-18-12	WAKE FOREST *	W, 74-56	16-9 (7-5)	(18)Kadji/Scott	(8)Reggie Johnson	4121
02-21-12	at Maryland *	L, 70-75	16-10 (7-6)	(16)Kenny Kadji	(8)Kenny Kadji	12871
02-26-12	FLORIDA STATE *	W, 78-62	17-10 (8-6)	(17)Durand Scott	(7)Durand Scott	7261
02-29-12	at NC State *	L, 73-77	17-11 (8-7)	(15)Rion Brown	(11)Durand Scott	14682
03-03-12	BOSTON COLLEGE *	W, 77-56	18-11 (9-7)	(14)Kadji/Scott	(7)Reggie Johnson	3834
03-08-12	at Georgia Tech ^	W, 54-36	19-11	(12)Shane Larkin	(9)Reggie Johnson	19520
03-09-12	vs Florida State ^	L, 71-82	19-12	(19)Malcolm Grant	(10)Reggie Johnson	19520
03-14-12	VALPARAISO #	W, 66-50	20-12	(18)Rion Brown	(11)Reggie Johnson	1229
03-19-12	MINNESOTA #	L, 60-78	20-13	(16)Rion Brown	(6)Rion Brown	1649

% = Big Ten/ACC Challenge

\$ = Orange Bowl Classic (Sunrise, Fla.)

\* = Conference game

^ = ACC Tournament

# = NIT

# 2011-12 Stats

## ALL GAMES (20-13)

##	Player	GP-GS		Min-Avg	TOTAL FG-FGA		Pct	3-PTS 3FG-FGA		Pct	FT-FTA		Pct	REBOUNDS Off-Def		Tot-Avg	PF-FO	A	TO	Blk	Stl	Pts	Avg
01	Durand Scott	30	30	997-33.2	136	300	.453	19	61	.311	97	122	.795	51	111	162-5.4	67-4	93	54	5	31	388	12.9
35	Kenny Kadji	32	28	877-27.4	137	280	.489	28	67	.418	73	115	.635	58	112	170-5.3	72-4	23	50	51	19	375	11.7
03	Malcolm Grant	31	31	891-28.7	105	310	.339	68	206	.330	57	71	.803	4	62	66-2.1	35-0	60	53	0	22	335	10.8
42	Reggie Johnson	23	22	602-26.2	88	179	.492	4	11	.364	51	72	.708	59	106	165-7.2	70-1	36	37	23	14	231	10.0
00	Shane Larkin	32	19	820-25.6	73	203	.360	32	99	.323	60	70	.857	18	62	80-2.5	52-1	81	60	2	50	238	7.4
15	Rion Brown	31	3	618-19.9	73	171	.427	41	104	.394	36	47	.766	26	60	86-2.8	41-0	16	21	1	15	223	7.2
04	Trey McKinney Jones	33	12	796-24.1	86	184	.467	40	107	.374	18	25	.720	20	95	115-3.5	70-1	47	42	2	22	230	7.0
05	DeQuan Jones	23	2	398-17.3	51	113	.451	2	8	.250	31	50	.620	29	54	83-3.6	38-0	9	21	11	13	135	5.9
25	Garrius Adams	19	6	319-16.8	29	73	.397	16	47	.340	11	20	.550	11	29	40-2.1	21-1	17	14	2	11	85	4.5
21	Erik Swoope	23	8	269-11.7	23	46	.500	0	2	.000	8	17	.471	20	20	40-1.7	46-2	7	8	10	9	54	2.3
10	Raphael Akpejori	22	3	147-6.7	13	27	.481	0	0	.000	10	17	.588	21	12	33-1.5	27-0	2	7	11	4	36	1.6
11	Ryan Quigtar	8	1	12-1.5	0	2	.000	0	1	.000	2	4	.500	1	0	1-0.1	0-0	1	0	0	0	2	0.3
12	Justin Heller	7	0	4-0.6	0	2	.000	0	1	.000	0	0	.000	0	2	2-0.3	0-0	0	1	0	0	0	0.0
TM	TEAM													54	50	104-3.2	0-14		0				
	Total	33			814	1890	.431	250	714	.350	454	630	.721	372	775	1147-34.8	539-14	392	382	118	210	2332	70.7
	Opponents	33			778	1847	.421	209	641	.326	416	609	.683	381	771	1152-34.9	576-16	410	436	120	200	2181	66.1

### SCORE BY PERIODS: 1st 2nd OT 2OT Total

Miami	1057	1217	33	25	2332
Opponents	978	1153	32	18	2181

## ACC GAMES (9-7)

##	Player	GP-GS		Min-Avg	TOTAL FG-FGA		Pct	3-PTS 3FG-FGA		Pct	FT-FTA		Pct	REBOUNDS Off-Def		Tot-Avg	PF-FO	A	TO	Blk	Stl	Pts	Avg
35	Kenny Kadji	15	14	480-32.0	81	159	.509	20	46	.435	40	59	.678	32	56	88-5.9	39-3	14	26	25	9	222	14.8
01	Durand Scott	16	16	518-32.4	80	168	.476	10	32	.313	34	42	.810	32	64	96-6.0	43-4	46	28	1	21	204	12.8
42	Reggie Johnson	15	15	399-26.6	64	124	.516	4	9	.444	25	37	.676	40	67	107-7.1	47-1	21	24	9	8	157	10.5
03	Malcolm Grant	16	16	436-27.3	45	151	.298	32	108	.296	25	27	.926	2	32	34-2.1	13-0	35	30	0	11	147	9.2
05	DeQuan Jones	16	2	290-18.1	38	79	.481	2	6	.333	21	31	.677	19	37	56-3.5	26-0	7	11	10	8	99	6.2
15	Rion Brown	16	0	307-19.2	34	82	.415	16	48	.333	12	18	.667	15	28	43-2.7	25-0	12	7	0	7	96	6.0
04	Trey McKinney Jones	16	4	355-22.2	34	77	.442	19	48	.396	6	11	.545	7	41	48-3.0	27-0	14	22	1	12	93	5.8
00	Shane Larkin	16	11	390-24.4	23	83	.277	11	44	.250	27	33	.818	10	23	33-2.1	25-1	41	28	1	23	84	5.3
25	Garrius Adams	5	0	42-8.4	4	10	.400	3	8	.375	1	2	.500	1	2	3-0.6	1-0	2	1	0	1	12	2.4
10	Raphael Akpejori	8	1	29-3.6	4	6	.667	0	0	.000	0	1	.000	5	3	8-1.0	7-0	0	0	2	1	8	1.0
11	Ryan Quigtar	5	1	9-1.8	0	2	.000	0	1	.000	1	2	.500	1	0	1-0.2	0-0	1	0	0	0	1	0.2
21	Erik Swoope	7	0	19-2.7	0	6	.000	0	1	.000	1	2	.500	1	3	4-0.6	7-0	0	1	0	0	1	0.1
12	Justin Heller	4	0	1-0.3	0	2	.000	0	1	.000	0	0	.000	0	0	0-0.0	0-0	0	0	0	0	0	0.0
TM	TEAM													23	23	46-2.9	0-8		0				
	Total	16			407	949	.429	117	352	.332	193	265	.728	188	379	567-35.4	260-9	193	186	49	101	1124	70.2
	Opponents	16			380	908	.419	91	305	.298	200	297	.673	190	378	568-35.5	251-6	197	203	60	105	1051	65.7

### SCORE BY PERIODS: 1st 2nd OT 2OT Total

Miami	522	572	16	14	1124
Opponents	472	557	12	10	1051

## NIT GAMES (1-1)

##	Player	GP-GS		Min-Avg	TOTAL FG-FGA		Pct	3-PTS 3FG-FGA		Pct	FT-FTA		Pct	REBOUNDS Off-Def		Tot-Avg	PF-FO	A	TO	Blk	Stl	Pts	Avg
15	Rion Brown	2	2	71-35.5	11	23	.478	6	14	.429	6	7	.857	4	8	12-6.0	4-0	1	1	0	3	34	17.0
00	Shane Larkin	2	2	64-32.0	9	22	.409	2	9	.222	0	1	.000	1	5	6-3.0	1-0	3	2	0	2	20	10.0
42	Reggie Johnson	2	2	53-26.5	6	14	.429	0	1	.000	7	8	.875	3	10	13-6.5	3-0	4	2	3	1	19	9.5
04	Trey McKinney Jones	2	0	59-29.5	6	12	.500	3	7	.429	0	0	.000	1	4	5-2.5	5-0	6	1	0	2	15	7.5
25	Garrius Adams	2	0	51-25.5	6	16	.375	1	7	.143	0	0	.000	2	1	3-1.5	3-0	3	1	1	2	13	6.5
05	DeQuan Jones	2	0	22-11.0	3	5	.600	0	0	.000	3	6	.500	2	2	4-2.0	3-0	1	3	0	3	9	4.5
03	Malcolm Grant	2	2	41-20.5	3	11	.273	2	8	.250	0	0	.000	0	1	1-0.5	0-0	4	3	0	1	8	4.0
35	Kenny Kadji	2	2	25-12.5	2	9	.222	0	1	.000	1	3	.333	3	1	4-2.0	4-0	1	1	0	0	5	2.5
21	Erik Swoope	1	0	8-8.0	1	1	1.000	0	0	.000	0	1	.000	1	0	1-1.0	2-0	0	1	0	0	2	2.0
11	Ryan Quigtar	1	0	1-1.0	0	0	.000	0	0	.000	1	2	.500	0	0	0-0.0	0-0	0	0	0	0	1	1.0
12	Justin Heller	1	0	1-1.0	0	0	.000	0	0	.000	0	0	.000	0	0	0-0.0	0-0	0	0	0	0	0	0.0
10	Raphael Akpejori	1	0	4-4.0	0	1	.000	0	0	.000	0	0	.000	0	1	1-1.0	0-0	0	1	0	0	0	0.0
TM	TEAM													6	2	8-4.0	0-0		0				
	Total	2			47	114	.412	14	47	.298	18	28	.643	23	35	58-29.0	25-0	23	16	4	14	126	63.0
	Opponents	2			47	101	.465	11	40	.275	23	28	.821	22	51	73-36.5	33-0	23	28	2	7	128	64.0

### SCORE BY PERIODS: 1st 2nd Total

Miami	47	79	126
Opponents	58	70	128



# Game-by-Game Comparison

Opponent	Date	Score	W/L	FG-FGA	Pct	3FG-A	Pct	FT-FTA	Pct	Off-Def	REB-Avg	PF	A	TO	Blk	Stl	Pts	Avg
MIAMI	11-11-11	69-58	W	21-54	.389	7-22	.318	20-25	.800	14-28	42-42.0	18	10	14	3	7	69	69.0
vs. TENNESSEE TECH				19-47	.404	8-17	.471	12-19	.632	5-21	26-26.0	22	7	15	5	5	58	58.0
MIAMI	11-15-11	72-57	W	25-51	.490	10-23	.435	12-21	.571	13-21	34-38.0	11	13	10	7	7	72	70.5
RUTGERS				24-65	.369	9-23	.391	0-6	.000	22-17	39-32.5	17	12	14	2	3	57	57.5
MIAMI	11-19-11	75-62	W	24-54	.444	7-18	.389	20-26	.769	15-20	35-37.0	15	13	8	8	5	75	72.0
UNF				23-57	.404	8-21	.381	8-14	.571	18-19	37-34.0	20	14	13	2	3	62	59.0
MIAMI	11-22-11	60-50	W	18-56	.321	7-27	.259	17-23	.739	12-24	36-36.8	12	12	7	4	7	60	69.0
FLORIDA GULF COAST				20-49	.408	3-15	.200	7-11	.636	9-28	37-34.8	22	7	17	5	1	50	56.8
MIAMI	11-25-11	61-64	Lot	22-60	.367	9-26	.346	8-13	.615	10-27	37-36.8	21	13	16	3	11	61	67.4
at Ole Miss				19-50	.380	7-21	.333	19-30	.633	9-30	39-35.6	19	11	16	7	6	64	58.2
MIAMI	11-29-11	65-76	L	21-54	.389	8-23	.348	15-20	.750	10-19	29-35.5	22	12	11	1	4	65	67.0
at Purdue				26-47	.553	4-16	.250	20-29	.690	6-22	28-34.3	17	10	10	5	4	76	61.2
MIAMI	12-03-11	83-75	W	24-59	.407	8-17	.471	27-36	.750	10-30	40-36.1	23	14	11	7	6	83	69.3
UMASS				24-66	.364	7-24	.292	20-27	.741	17-28	45-35.9	27	12	14	3	6	75	63.1
MIAMI	12-06-11	54-71	L	20-56	.357	5-18	.278	9-18	.500	11-22	33-35.8	15	6	14	5	3	54	67.4
MEMPHIS				28-60	.467	1-12	.083	14-20	.700	13-28	41-36.5	19	12	8	7	10	71	64.1
MIAMI	12-10-11	66-77	L	24-55	.436	9-23	.391	9-15	.600	8-18	26-34.7	20	10	9	0	4	66	67.2
at West Virginia				27-50	.540	8-20	.400	15-18	.833	6-27	33-36.1	15	19	11	3	3	77	65.6
MIAMI	12-17-11	93-90	W2ot	31-50	.620	14-20	.700	17-25	.680	3-22	25-33.7	17	20	18	10	7	93	69.8
vs FAU				32-71	.451	15-29	.517	11-14	.786	16-19	35-36.0	18	21	16	3	10	90	68.0
MIAMI	12-22-11	76-61	W	27-50	.540	8-19	.421	14-18	.778	9-29	38-34.1	17	11	13	5	2	76	70.4
at Charlotte				19-59	.322	8-23	.348	15-21	.714	13-17	30-35.5	17	10	8	1	9	61	67.4
MIAMI	12-30-11	84-54	W	28-51	.549	7-16	.438	21-27	.778	5-29	34-34.1	15	12	9	3	8	84	71.5
APPALACHIAN STATE				20-57	.351	6-22	.273	8-16	.500	11-19	30-35.0	21	15	12	2	6	54	66.2
MIAMI	01-02-12	99-89	W	31-59	.525	7-20	.350	30-38	.789	13-25	38-34.4	17	12	18	4	11	99	73.6
UNCG				32-66	.485	11-21	.524	10-18	.778	11-18	29-34.5	28	21	20	0	13	89	68.0
MIAMI	01-07-12	51-52	L	18-51	.353	5-17	.294	10-13	.769	13-24	37-34.6	14	5	12	1	4	51	72.0
at Virginia				21-55	.382	4-13	.308	6-10	.600	11-22	33-34.4	15	10	7	1	5	52	66.9
MIAMI	01-10-12	56-73	L	23-55	.418	3-16	.188	7-10	.700	5-24	29-34.2	17	10	17	1	8	56	70.9
at North Carolina				31-69	.449	2-16	.125	9-14	.643	16-29	45-35.1	11	15	12	2	10	73	67.3
MIAMI	01-18-12	76-73	W	27-52	.519	9-20	.450	13-14	.929	7-23	30-33.9	16	19	14	3	10	76	71.2
CLEMSON				27-57	.474	6-20	.300	13-20	.650	9-17	26-34.6	13	12	11	5	10	73	67.6
MIAMI	01-22-12	73-78	L	27-61	.443	2-20	.100	17-23	.739	12-24	36-34.1	22	10	16	5	11	73	71.4
NC STATE				24-52	.462	6-10	.600	24-31	.774	8-24	32-34.4	16	14	15	4	10	78	68.2
MIAMI	01-24-12	64-49	W	26-54	.481	9-17	.529	3-3	1.000	7-25	32-33.9	16	15	7	3	3	64	70.9
at Georgia Tech				20-56	.357	4-15	.267	5-11	.455	15-21	36-34.5	7	8	8	3	4	49	67.2
MIAMI	01-29-12	76-54	W	27-63	.429	7-21	.333	15-17	.882	12-18	30-33.7	14	13	5	5	10	76	71.2
at Boston College				17-43	.395	7-19	.368	13-17	.765	8-24	32-34.4	15	10	17	2	3	54	66.5
MIAMI	02-01-12	90-86	W2ot	31-73	.425	8-28	.286	20-27	.741	13-30	43-34.2	22	17	16	4	8	90	72.2
MARYLAND				27-67	.403	6-28	.214	26-35	.743	13-29	42-34.8	23	11	19	5	8	86	67.4
MIAMI	02-05-12	78-74	Wot	28-67	.418	7-23	.304	15-25	.600	20-28	48-34.9	19	11	14	0	4	78	72.4
at Duke				26-68	.382	9-31	.290	13-22	.591	17-26	43-35.1	22	12	11	5	8	74	67.8
MIAMI	02-09-12	65-49	W	24-58	.414	7-20	.350	10-15	.667	9-23	32-34.7	7	13	9	7	6	65	72.1
VIRGINIA TECH				19-54	.352	5-15	.333	6-9	.667	12-28	40-35.4	13	10	17	3	6	49	66.9
MIAMI	02-11-12	59-64	L	22-56	.393	5-22	.227	10-13	.769	13-22	35-34.7	15	10	15	1	6	59	71.5
at Florida State				23-50	.460	5-16	.313	13-19	.684	9-20	29-35.1	13	9	15	6	7	64	66.8
MIAMI	02-15-12	64-73	L	25-64	.391	8-23	.348	6-8	.750	18-22	40-35.0	21	10	14	2	4	64	71.2
NORTH CAROLINA				26-68	.382	5-18	.278	16-23	.696	24-22	46-35.5	12	17	8	6	8	73	67.0
MIAMI	02-18-12	74-56	W	30-65	.462	12-31	.387	2-3	.667	15-24	39-35.1	11	20	9	3	5	74	71.3
WAKE FOREST				20-48	.417	7-21	.333	9-11	.818	5-19	24-35.1	12	12	12	3	7	56	66.6
MIAMI	02-21-12	70-75	L	22-54	.407	6-15	.400	20-26	.769	10-21	31-35.0	18	5	9	2	4	70	71.3
at Maryland				26-57	.456	4-15	.267	19-22	.864	12-24	36-35.1	15	15	9	4	4	75	66.9
MIAMI	02-26-12	78-62	W	23-47	.489	9-20	.450	23-34	.676	7-25	32-34.9	17	11	13	7	7	78	71.5
FLORIDA STATE				24-59	.407	5-23	.217	9-16	.563	12-23	35-35.1	29	13	18	5	5	62	66.7
MIAMI	02-29-12	73-77	L	26-73	.356	8-29	.276	13-19	.684	22-23	45-35.2	19	10	6	3	3	73	71.6
at NC State				28-56	.500	7-16	.438	14-26	.538	11-28	39-35.2	16	19	7	6	3	77	67.1
MIAMI	03-03-12	77-56	W	28-56	.500	12-30	.400	9-15	.600	5-23	28-35.0	12	14	10	2	8	77	71.8
BOSTON COLLEGE				21-49	.429	9-29	.310	5-11	.455	8-22	30-35.1	19	10	17	0	7	56	66.7
MIAMI	03-08-12	54-36	W	18-54	.333	3-18	.167	15-19	.789	13-24	37-35.0	8	5	11	2	11	54	71.2
at Georgia Tech (ACCT)				14-44	.318	3-16	.188	5-9	.556	6-25	31-34.9	15	6	20	5	3	36	65.7
MIAMI	03-09-12	71-82	L	26-64	.406	10-25	.400	9-13	.692	15-23	38-35.1	23	13	11	3	2	71	71.2
vs Florida State (ACCT)				24-50	.480	9-16	.563	25-32	.781	7-24	31-34.8	15	13	11	8	6	82	66.2
MIAMI	03-14-12	66-50	W	26-53	.491	10-22	.455	4-6	.667	8-24	32-35.0	9	16	8	3	5	66	71.0
VALPARAISO (NIT)				19-53	.358	5-27	.185	7-9	.778	11-21	32-34.7	12	9	10	0	5	50	65.7
MIAMI	03-19-12	60-78	L	21-61	.344	4-25	.160	14-22	.636	15-11	26-34.8	16	7	8	1	9	60	70.7
MINNESOTA (NIT)				28-48	.583	6-13	.462	16-19	.842	11-30	41-34.9	21	14	18	2	2	78	66.1

# Individual Points - Rebounds - Assists

Opponent	Date	Score	WL	25 ADAMS	10 AKPEJIORI	15 BROWN	03 GRANT	12 HELLER	42 JOHNSON	05 JONES
TENNESSEE TECH	11-11-11	69-58	W	3-8-0	7-3-0	7-3-1	14-4-2	DNP	DNP	DNP
RUTGERS	11-15-11	72-57	W	9-3-2	3-1-1	0-4-1	19-2-2	DNP	DNP	DNP
UNF	11-19-11	75-62	W	14-5-2	5-4-0	DNP	13-3-2	DNP	DNP	DNP
FLORIDA GULF COAST	11-22-11	60-50	W	7-4-1	0-0-0	DNP	21-4-0	DNP	DNP	DNP
at Ole Miss	11-25-11	61-64	LOT	4-7-1	0-1-0	0-0-0	22-3-1	DNP	DNP	DNP
at Purdue	11-29-11	65-76	L	2-1-1	2-7-1	3-4-0	16-3-1	DNP	DNP	DNP
UMASS	12-03-11	83-75	W	DNP	6-3-0	7-2-0	15-2-2	DNP	DNP	DNP
MEMPHIS	12-06-11	54-71	L	0-0-0	2-2-0	6-1-0	5-2-0	DNP	DNP	DNP
at West Virginia	12-10-11	66-77	L	15-3-2	3-2-0	0-0-0	17-2-2	DNP	DNP	DNP
vs FAU	12-17-11	93-90	WOT	DNP	DNP	15-0-0	9-3-5	DNP	15-9-5	DNP
at Charlotte	12-22-11	76-61	W	DNP	0-0-0	11-2-0	DNP	0-0-0	11-7-3	7-6-0
APPALACHIAN STATE	12-30-11	84-54	W	3-1-1	0-0-0	15-3-0	DNP	0-2-0	11-8-1	11-8-0
UNCG	01-02-12	99-89	W	0-1-1	DNP	6-2-1	8-1-2	DNP	6-2-0	3-2-0
at Virginia	01-07-12	51-52	L	DNP	DNP	4-1-0	8-5-1	DNP	7-9-1	6-1-0
at North Carolina	01-10-12	56-73	L	DNP	2-1-0	3-2-0	5-1-1	DNP	12-9-0	3-4-0
CLEMSON	01-18-12	76-73	W	DNP	DNP	5-2-0	16-3-4	DNP	7-7-3	10-2-1
NC STATE	01-22-12	73-78	L	DNP	DNP	10-4-0	5-0-0	DNP	12-4-0	8-3-0
at Georgia Tech	01-24-12	64-49	W	DNP	DNP	0-1-1	16-0-2	DNP	8-7-2	7-4-0
at Boston College	01-29-12	76-54	W	DNP	0-0-0	2-3-3	16-1-2	0-0-0	12-5-1	4-2-0
MARYLAND	02-01-12	90-86	WOT	DNP	4-1-0	5-3-1	14-6-3	DNP	13-5-1	5-4-1
at Duke	02-05-12	78-74	WOT	DNP	DNP	5-1-1	2-3-2	DNP	27-12-0	9-8-0
VIRGINIA TECH	02-09-12	65-49	W	DNP	0-0-0	8-3-0	4-2-4	0-0-0	15-7-4	4-2-0
at Florida State	02-11-12	59-64	L	DNP	DNP	5-3-0	9-0-3	DNP	4-6-1	7-5-0
NORTH CAROLINA	02-15-12	64-73	L	DNP	0-0-0	5-5-1	3-3-1	DNP	11-9-1	6-3-1
WAKE FOREST	02-18-12	74-56	W	6-2-1	0-0-0	11-6-3	9-3-6	0-0-0	6-8-2	0-1-0
at Maryland	02-21-12	70-75	L	0-0-0	2-2-0	4-1-0	8-1-0	DNP	3-4-1	7-4-0
FLORIDA STATE	02-26-12	78-62	W	1-0-0	0-4-0	9-2-0	6-1-3	DNP	DNP	6-4-3
at NC STATE	02-29-12	73-77	L	5-1-0	DNP	15-4-1	14-3-1	DNP	10-8-0	8-4-0
BOSTON COLLEGE	03-03-12	77-56	W	0-0-1	DNP	5-2-1	12-2-2	0-0-0	10-7-4	9-5-1
at Georgia Tech	03-08-12	54-36	W	0-0-0	0-0-0	10-5-0	2-1-0	DNP	7-9-0	4-1-0
vs Florida State	03-09-12	71-82	L	3-1-1	0-1-0	13-5-0	19-1-2	DNP	5-10-2	2-6-1
VALPARAISO	03-14-12	66-50	W	8-2-3	DNP	18-6-1	6-0-2	DNP	9-11-4	1-1-1
MINNESOTA	03-19-12	60-78	L	5-1-0	0-1-0	16-6-0	2-1-2	0-0-0	10-2-0	8-3-0

Opponent	Date	Score	WL	35 KADJI	00 LARKIN	04 McKINNEY JONES	11 QUIGTAR	01 SCOTT	21 SWOOPE
TENNESSEE TECH	11-11-11	69-58	W	0-5-1	DNP	12-4-0	DNP	15-6-5	11-6-1
RUTGERS	11-15-11	72-57	W	13-5-1	3-1-1	0-2-0	DNP	19-5-4	6-8-1
UNF	11-19-11	75-62	W	9-10-3	8-2-2	7-3-2	DNP	11-3-1	8-3-1
FLORIDA GULF COAST	11-22-11	60-50	W	6-5-0	8-6-5	9-5-2	DNP	5-5-4	4-3-0
at Ole Miss	11-25-11	61-64	LOT	2-1-0	2-2-4	12-9-3	DNP	13-6-4	6-3-0
at Purdue	11-29-11	65-76	L	0-0-0	16-0-2	10-7-4	DNP	12-2-2	4-1-1
UMASS	12-03-11	83-75	W	9-7-0	14-4-2	10-8-3	DNP	16-6-6	6-2-1
MEMPHIS	12-06-11	54-71	L	12-6-0	7-3-0	10-5-1	DNP	10-6-5	2-4-0
at West Virginia	12-10-11	66-77	L	15-3-1	8-2-1	2-1-0	DNP	6-6-2	0-3-2
vs FAU	12-17-11	93-90	WOT	21-3-0	3-2-4	10-3-4	DNP	18-1-2	2-1-0
at Charlotte	12-22-11	76-61	W	18-10-0	8-2-2	7-6-2	0-0-0	14-4-4	0-1-0
APPALACHIAN STATE	12-30-11	84-54	W	3-2-0	11-2-3	11-3-3	0-0-0	17-2-4	2-0-0
UNCG	01-02-12	99-89	W	30-12-0	18-6-3	11-2-2	DNP	17-7-3	0-0-0
at Virginia	01-07-12	51-52	L	14-10-0	0-4-0	0-3-0	DNP	12-3-3	DNP
at North Carolina	01-10-12	56-73	L	16-2-0	3-1-4	0-2-2	DNP	12-5-3	0-0-0
CLEMSON	01-18-12	76-73	W	14-1-1	2-1-3	12-6-3	DNP	10-6-4	DNP
NC STATE	01-22-12	73-78	L	20-11-2	9-1-5	0-5-0	DNP	8-6-3	1-0-0
at Georgia Tech	01-24-12	64-49	W	21-8-2	6-0-5	0-1-1	DNP	6-6-2	DNP
at Boston College	01-29-12	76-54	W	14-7-2	0-2-0	9-3-1	0-0-0	19-6-4	0-0-0
MARYLAND	02-01-12	90-86	WOT	DNP	12-7-2	13-5-2	0-0-0	24-8-7	0-2-0
at Duke	02-05-12	78-74	WOT	15-8-1	7-3-4	2-1-1	DNP	11-6-2	DNP
VIRGINIA TECH	02-09-12	65-49	W	11-4-0	14-2-4	7-3-0	0-0-0	2-6-1	0-0-0
at Florida State	02-11-12	59-64	L	14-6-1	5-5-1	3-3-1	DNP	12-5-3	DNP
NORTH CAROLINA	02-15-12	64-73	L	13-7-0	0-0-2	11-3-2	DNP	15-3-2	DNP
WAKE FOREST	02-18-12	74-56	W	18-5-0	3-2-3	3-3-1	0-0-0	18-7-4	0-0-0
at Maryland	02-21-12	70-75	L	16-8-0	3-2-3	13-2-0	DNP	14-5-1	DNP
FLORIDA STATE	02-26-12	78-62	W	15-3-0	13-2-3	11-6-0	DNP	17-7-2	DNP
at NC STATE	02-29-12	73-77	L	7-7-3	4-1-2	0-0-0	DNP	10-11-3	DNP
BOSTON COLLEGE	03-03-12	77-56	W	14-1-2	3-0-0	9-2-0	1-1-1	14-6-2	0-2-0
at Georgia Tech	03-08-12	54-36	W	5-6-1	12-1-3	3-2-0	DNP	11-7-1	0-0-0
vs Florida State	03-09-12	71-82	L	5-3-1	16-8-5	8-2-1	DNP	DNP	0-0-0
VALPARAISO	03-14-12	66-50	W	2-3-1	12-5-1	10-3-3	DNP	DNP	DNP
MINNESOTA	03-19-12	60-78	L	3-1-0	8-1-2	5-2-3	1-0-0	DNP	2-1-0

# Game Individual Leaders

Opponent	Date	Score	W/L	POINTS	REBOUNDS	ASSISTS	STEALS	BLOCKED SHOTS
TENNESSEE TECH	11-11-11	69-58	W	15-Durand Scott	8-Garrius Adams	5-Durand Scott	3-Erik Swoope	2-Raphael Akpejiori
RUTGERS	11-15-11	72-57	W	19-Scott/Grant	8-Erik Swoope	4-Durand Scott	3-Swoope/Kadji	2-Three players
UNF	11-19-11	75-62	W	14-Garrius Adams	10-Kenny Kadji	3-Kenny Kadji	1-Five players	4-Raphael Akpejiori
FLORIDA GULF COAST	11-22-11	60-50	W	21-Malcolm Grant	6-Shane Larkin	5-Shane Larkin	2-Three players	2-Kenny Kadji
at Ole Miss	11-25-11	61-64	LOT	22-Malcolm Grant	9-Trey McKinney Jones	4-Larkin/Scott	6-Shane Larkin	2-Kenny Kadji
at Purdue	11-29-11	65-76	L	16-Larkin/Grant	7-Akpejiori/McKinney Jones	4-Trey McKinney Jones	2-Malcolm Grant	1-Erik Swoope
UMASS	12-03-11	83-75	W	16-Durand Scott	8-Trey McKinney Jones	6-Durand Scott	3-Trey McKinney Jones	3-Kenny Kadji
MEMPHIS	12-06-11	54-71	L	12-Kenny Kadji	6-Scott/Kadji	5-Durand Scott	1-Three players	4-Kenny Kadji
at West Virginia	12-10-11	66-77	L	17-Malcolm Grant	6-Durand Scott	2-Four players	1-Four players	None
vs FAU	12-17-11	93-90	W2OT	21-Kenny Kadji	9-Reggie Johnson	5-Johnson/Grant	2-Kadji/Grant	5-Reggie Johnson
at Charlotte	12-22-11	76-61	W	18-Kenny Kadji	10-Kenny Kadji	4-Durand Scott	1-McKinney Jones/Larkin	2-Kadji/Johnson
APPALACHIAN STATE	12-30-11	84-54	W	17-Durand Scott	8-Johnson/Jones	4-Durand Scott	3-Shane Larkin	2-Kenny Kadji
UNCG	01-02-12	99-89	W	30-Kenny Kadji	12-Kenny Kadji	3-Scott/Larkin	4-Shane Larkin	2-Johnson/Kadji
at Virginia	01-07-12	51-52	L	14-Kenny Kadji	10-Kenny Kadji	3-Durand Scott	3-Trey McKinney Jones	1-Kenny Kadji
at North Carolina	01-10-12	56-73	L	16-Kenny Kadji	9-Reggie Johnson	4-Shane Larkin	6-Shane Larkin	1-Kenny Kadji
CLEMSON	01-18-12	76-73	W	16-Malcolm Grant	7-Reggie Johnson	4-Grant/Scott	3-Shane Larkin	2-Reggie Johnson
NC STATE	01-22-12	73-78	L	20-Kenny Kadji	11-Kenny Kadji	5-Shane Larkin	3-Larkin/Scott	4-Kenny Kadji
at Georgia Tech	01-24-12	64-49	W	21-Kenny Kadji	8-Kenny Kadji	5-Shane Larkin	2-Durand Scott	1-Three players
at Boston College	01-29-12	76-54	W	19-Durand Scott	7-Kenny Kadji	4-Durand Scott	3-Durand Scott	4-Kenny Kadji
MARYLAND	02-01-12	90-86	W2OT	24-Durand Scott	8-Durand Scott	7-Durand Scott	3-Shane Larkin	1-Four players
at Duke	02-05-12	78-74	WOT	27-Reggie Johnson	12-Reggie Johnson	4-Shane Larkin	2-Durand Scott	None
VIRGINIA TECH	02-09-12	65-49	W	15-Reggie Johnson	7-Reggie Johnson	4-Three players	2-Malcolm Grant	3-Jones/Kadji
at Florida State	02-11-12	59-64	L	14-Kenny Kadji	6-Johnson/Kadji	3-Grant/Scott	2-Durand Scott	1-Kenny Kadji
NORTH CAROLINA	02-15-12	64-73	L	15-Durand Scott	9-Reggie Johnson	2-Three players	3-Trey McKinney Jones	1-Jones/Johnson
WAKE FOREST	02-18-12	74-56	W	18-Scott/Kadji	8-Reggie Johnson	6-Malcolm Grant	3-Durand Scott	1-Three players
at Maryland	02-21-12	70-75	L	16-Kenny Kadji	8-Kenny Kadji	3-Shane Larkin	2-DeQuan Jones	1-Kadji/Akpejiori
FLORIDA STATE	02-26-12	78-62	W	17-Durand Scott	7-Durand Scott	3-Three players	4-Kenny Kadji	5-Kenny Kadji
at NC STATE	02-29-12	73-77	L	15-Rion Brown	11-Durand Scott	3-Kadji/Scott	3-Shane Larkin	2-Kenny Kadji
BOSTON COLLEGE	03-03-12	77-56	W	14-Scott/Kadji	7-Reggie Johnson	4-Reggie Johnson	2-Larkin/McKinney Jones	2-DeQuan Jones
at Georgia Tech	03-08-12	54-36	W	12-Shane Larkin	9-Reggie Johnson	3-Shane Larkin	3-Larkin/Kadji	2-Kenny Kadji
vs Florida State	03-09-12	71-82	L	19-Malcolm Grant	10-Reggie Johnson	5-Shane Larkin	1-Brown/Larkin	2-Reggie Johnson
VALPARAISO	03-14-12	66-50	W	18-Rion Brown	11-Reggie Johnson	4-Reggie Johnson	1-Five players	3-Reggie Johnson
MINNESOTA	03-19-12	60-78	L	16-Rion Brown	6-Rion Brown	3-Trey McKinney Jones	3-DeQuan Jones	1-Garrius Adams

## LED (TIED) THE TEAM IN...

	Points	Rebounds	Assists	Steals	Blocks
Adams	1	1	(1)	(4)	1
Akpejiori	-	1	-	-	2 (1)
Brown	3	1	-	(2)	-
Grant	5 (2)	-	1 (6)	1 (6)	-
Johnson	2	11 (2)	2 (2)	-	4 (5)
Jones	-	(1)	(1)	3	1 (4)
Kadji	10 (2)	8 (2)	1 (1)	2 (4)	13 (7)
Larkin	1 (1)	1	9 (4)	7 (8)	-
McKinney Jones	-	2 (1)	2 (1)	3 (5)	(1)
Scott	6 (3)	3 (1)	9 (6)	5 (2)	-
Swoope	-	1	(1)	1 (2)	1 (1)

# Game Highs and Game Lows

## Miami — INDIVIDUAL GAME HIGHS

Points	30	Kenny Kadji vs UNCG (01-02-12)
Field Goals Made	11	Reggie Johnson at Duke (02-05-12) Durand Scott vs Maryland (02-01-12)
Field Goal Att.	18	Malcolm Grant at Ole Miss (11-25-11)
FG Pct (min 5 made)	.833 (5-6)	Trey McKinney Jones at Maryland (02-21-12)
3-Point FG Made	6	Malcolm Grant at Ole Miss (11-25-11)
3-Point FG Att.	12	Malcolm Grant vs Maryland (02-01-12) Malcolm Grant at Ole Miss (11-25-11)
3FG Pct (min 4 made)	1.000 (4-4)	Shane Larkin at Purdue (11-29-11)
Free Throws Made	16	Durand Scott vs UMass (12-03-11)
Free Throw Att.	18	Durand Scott vs UMass (12-03-11)
FT Pct (min 5 made)	1.000 (7-7)	Shane Larkin vs UNCG (01-02-12)
Rebounds	12	Reggie Johnson at Duke (02-05-12) Kenny Kadji vs UNCG (01-02-12)
Assists	7	Durand Scott vs Maryland (02-01-12)
Steals	6	Shane Larkin at North Carolina (01-10-12) Shane Larkin at Ole Miss (11-25-11)
Blocked Shots	5	Kenny Kadji vs Florida State (02-26-12) Reggie Johnson vs FAU (12-17-11)
Turnovers	6	Durand Scott at Ole Miss (11-25-11)

## Miami — TEAM GAME HIGHS

Points	99	UNCG (01-02-12)
Field Goals Made	31	MARYLAND (02-01-12), UNCG (01-02-12), vs FAU (12-17-11)
FG Attempts	73	at NC STATE (02-29-12), MARYLAND (02-01-12)
FG Percentage	.620 (31-50)	vs FAU (12-17-11)
3PT Field Goals Made	14	vs FAU (12-17-11)
3PT FG Attempts	31	WAKE FOREST (02-18-12)
3PT FG Percentage	.700 (14-20)	vs FAU (12-17-11)
Free Throws Made	30	UNCG (01-02-12)
Free Throw Attempts	38	UNCG (01-02-12)
FT Percentage	1.000 (3-3)	at Georgia Tech (01-24-12)
Rebounds	48	at Duke (02-05-12)
Assists	20	WAKE FOREST (02-18-12), vs FAU (12-17-11)
Steals	11	at Ga. Tech (03-08-12), NC STATE (01-22-12) UNCG (01-02-12), at Ole Miss (11-25-11)
Blocked Shots	10	vs FAU (12-17-11)
Turnovers	18	UNCG (01-02-12), vs FAU (12-17-11)
Fouls	23	vs Florida State (03-09-12), UMASS (12-03-11)

## Miami — TEAM GAME LOWS

Points	51	at Virginia (01-07-12)
Field Goals Made	18	FGCU (11-22-11), at Virginia (01-07-12) at Georgia Tech (03-08-12)
Field Goal Attempts	47	FLORIDA STATE (02-26-12)
FG Percentage	.321 (18-56)	FLORIDA GULF COAST (11-22-11)
3 PT FG Made	2	NC STATE (01-22-12)
3 PT FG Attempts	15	at Maryland (02-21-12)
3 PT FG Percentage	.100 (2-20)	NC STATE (01-22-12)
Free Throws Made	2	WAKE FOREST (02-18-12)
Free Throw Attempts	3	at Georgia Tech (01-24-12), WAKE FOREST (02-18-12)
FT Percentage	.500 (9-18)	MEMPHIS (12-06-11)
Rebounds	25	vs FAU (12-17-11)
Assists	5	at Virginia (01-07-12), at Maryland (02-21-12) 5 at Georgia Tech (03-08-12)
Steals	2	at Charlotte (12-22-11), vs Florida State (03-09-12)
Blocked Shots	0	at West Virginia (12-10-11), at Duke (02-05-12)
Turnovers	5	at Boston College (01-29-12)
Fouls	7	VIRGINIA TECH (02-09-12)

## Opponent — INDIVIDUAL GAME HIGHS

Points	36	Travis Simpson, UNCG (01-02-12)
Field Goals Made	12	Travis Simpson, UNCG (01-02-12) 12 Will Barton, Memphis (12-06-11)
Field Goal Att.	26	Terrell Stoglin, Maryland (02-01-12)
FG Pct (min 5 made)	.900 (9-10)	Rodney Williams, Minnesota (03-19-12)
3-Point FG Made	7	Travis Simpson, UNCG (01-02-12) 7 Omari Grier, FAU (12-17-11)
3-Point FG Att.	20	Terrell Stoglin, Maryland (02-01-12)
3FG Pct (min 4 made)	1.000 (4-4)	Julian Welch, Minnesota (03-19-12)
Free Throws Made	9	Terrell Stoglin, Maryland (02-01-12)
Free Throw Att.	11	CJ Leslie, NC State (02-29-12) 11 Lewis Jackson, Purdue (11-29-11)
FT Pct (min 5 made)	1.000 (9-9)	Terrell Stoglin, Maryland (02-01-12)
Rebounds	17	Murphy Holloway, Ole Miss (11-25-11)
Assists	10	Drew Parker, UNCG (01-02-12)
Steals	6	Alex Tucker, FAU (12-17-11)
Blocked Shots	5	Miller, Daniel at Georgia Tech (03-08-12)
Turnovers	7	James, Bernard at Florida State (02-11-12)

## Opponent — TEAM GAME HIGHS

Points	90	vs FAU (12-17-11)
Field Goals Made	32	UNCG (01-02-12), vs FAU (12-17-11)
FG Attempts	71	vs FAU (12-17-11)
FG Percentage	.583 (28-48)	MINNESOTA (03-19-12)
3PT FG Made	15	vs FAU (12-17-11)
3 PT FG Attempts	31	at Duke (02-05-12)
3 PT FG Percentage	.600 (6-10)	NC STATE (01-22-12)
Free Throws Made	26	MARYLAND (02-01-12)
Free Throw Attempts	35	MARYLAND (02-01-12)
FT Percentage	.864 (19-22)	at Maryland (02-21-12)
Rebounds	46	NORTH CAROLINA (02-15-12)
Assists	21	UNCG (01-02-12), vs FAU (12-17-11)
Steals	13	UNCG (01-02-12)
Blocked Shots	8	vs Florida State (03-09-12)
Turnovers	20	at Georgia Tech (03-08-12), UNCG (01-02-12)
Fouls	29	FLORIDA STATE (02-26-12)

## Opponent — TEAM GAME LOWS

Points	36	at Georgia Tech (03-08-12)
Field Goals Made	14	at Georgia Tech (03-08-12)
Field Goal Attempts	43	at Boston College (01-29-12)
FG Percentage	.318 (14-44)	at Georgia Tech (03-08-12)
3 PT Field Goals Made	1	MEMPHIS (12-06-11)
3 PT FG Attempts	10	NC STATE (01-22-12)
3 PT FG Percentage	.083 (1-12)	MEMPHIS (12-06-11)
Free Throws Made	0	RUTGERS (11-15-11)
Free Throw Attempts	6	RUTGERS (11-15-11)
FT Percentage	.000 (0-6)	RUTGERS (11-15-11)
Rebounds	24	WAKE FOREST (02-18-12)
Assists	6	at Georgia Tech (03-08-12)
Steals	1	FLORIDA GULF COAST (11-22-11)
Blocked Shots	0	UNCG (01-02-12), BOSTON COLLEGE (03-03-12) 0 VALPARAISO (03-14-12)
Turnovers	7	at Virginia (01-07-12), at NC STATE (02-29-12)
Fouls	7	at Georgia Tech (01-24-12)



# Top Individual Performances / Trends

## SCORING

30	Kenny Kadji vs UNCG (01-02-12)
27	Reggie Johnson at Duke (02-05-12)
24	Durand Scott vs Maryland (02-01-12)
22	Malcolm Grant at Ole Miss (11-25-11)
21	Kenny Kadji at Georgia Tech (01-24-12)
21	Kenny Kadji vs FAU (12-17-11)
21	Malcolm Grant vs FGCU (11-22-11)

## REBOUNDS

12	Reggie Johnson at Duke (02-05-12)
12	Kenny Kadji vs UNCG (01-02-12)
11	Reggie Johnson vs Valparaiso (03-14-12)
11	Durand Scott at NC STATE (02-29-12)
11	Kenny Kadji vs NC STATE (01-22-12)

## ASSISTS

7	Durand Scott vs Maryland (02-01-12)
6	Malcolm Grant vs Wake Forest (02-18-12)
6	Durand Scott vs UMass (12-03-11)
5	Shane Larkin vs Florida State (03-09-12)
5	Shane Larkin at Georgia Tech (01-24-12)
5	Shane Larkin vs NC STATE (01-22-12)
5	Malcolm Grant vs FAU (12-17-11)
5	Reggie Johnson vs FAU (12-17-11)
5	Durand Scott vs Memphis (12-06-11)
5	Shane Larkin vs FGCU (11-22-11)
5	Durand Scott vs Tennessee Tech (11-11-11)

## BLOCKS

5	Kenny Kadji vs Florida State (02-26-12)
5	Reggie Johnson vs FAU (12-17-11)
4	Kenny Kadji at Boston College (01-29-12)
4	Kenny Kadji vs NC STATE (01-22-12)
4	Kenny Kadji vs Memphis (12-06-11)
4	Raphael Akpejori vs UNF (11-19-11)

## STEALS

6	Shane Larkin at North Carolina (01-10-12)
6	Shane Larkin at Ole Miss (11-25-11)
4	Kenny Kadji vs Florida State (02-26-12)
4	Shane Larkin vs UNCG (01-02-12)

## DOUBLE-DOUBLES

4	Kenny Kadji
1	Reggie Johnson, Durand Scott

## DOUBLE-FIGURE SCORING GAMES

25	Durand Scott
20	Kenny Kadji
15	Malcolm Grant
14	Trey McKinney Jones
13	Reggie Johnson
10	Rion Brown, Shane Larkin
2	Garrius Adams, DeQuan Jones
1	Erik Swoope

## 30-POINT GAMES

1	Kenny Kadji
---	-------------

## 20-29 POINT GAMES

3	Kenny Kadji
2	Malcolm Grant
1	Reggie Johnson, Durand Scott

## DOUBLE-FIGURE REBOUNDING GAMES

5	Kenny Kadji
3	Reggie Johnson
1	Durand Scott

## MIAMI'S LARGEST...

Lead	34, vs. Appalachian State, 12/30
Deficit	23, at UNC, 1/10 vs. Minnesota, 3/19
Margin of Victory	30, App. State, 12/30
Margin of Defeat	18, vs. Minnesota, 3/19
Halftime Lead	21, vs. Boston College, 3/3
Halftime Deficit	15, at UNC, 1/10
Deficit in Win	9, vs. Tenn. Tech, 11/11
Halftime Deficit in Win	5, vs. TTU, 11/11
Lead in Loss	9, vs. UNC, 2/15
Halftime Lead in Loss	5, vs. UNC, 2/15
Home Crowd	7,261 vs. Florida State, 2/26/12
Road Crowd	20,096 at UNC, 1/10/12
Neutral Crowd	19,520 in ACC Tournament

## 2011-12 BREAKDOWN

Record	Overall	ACC
All Games	20-13	9-7
Home	14-4	6-2
Away	5-8	3-5
Neutral	1-1	

## RECORD BY MONTH

	Overall	ACC
November	4-2	
December	4-2	
January	4-3	3-3
February	5-4	5-4
March	3-2	1-0

## MIAMI'S RECORD WHEN

Leading at halftime:	16-4
Trailing at halftime:	2-9
Tied at halftime:	2-0
Single overtime:	1-1
Double overtime:	2-0
Leading with 2:00 left in regulation:	20-1
Trailing with 2:00 left in regulation:	0-12
Tied with 2:00 left in regulation:	--
UM shoots 50% or better from field:	6-0
UM shoots 40-49% from field:	11-5
UM shoots under 40% from field:	3-8
Opp. shoots 50% or better from field:	0-4
Opp. shoots 40-49% from field:	10-6
Opp. shoots under 40% from field:	10-3
UM outrebounds opponent:	9-6
Opp. outrebounds UM:	10-7
Tied in rebounds:	1-0
UM records 10 or more steals:	4-2
UM records 15 or more assists:	6-0
UM commits less than 15 turnovers:	17-9
UM commits 15 or more turnovers:	3-4
UM commits less turnovers than opp.:	15-3
UM commits more turnovers than opp.:	5-6
Tied in turnovers:	0-4
UM shoots 70% or better from the line:	12-7
UM shoots less than 70% from the line:	8-6
UM scores 59 points or less:	1-4
UM scores between 60-69 points:	5-5
UM scores between 70-79 points:	9-4
UM scores between 80-89 points:	2-0
UM scores between 90-99 points:	3-0
UM scores 100 or more points:	--
Two or less Canes score in double figures:	2-3
Three Canes score in double figures:	7-7
Four or more Canes in double figures:	11-3
Playing on Saturday:	5-3
Playing on Sunday:	3-1
Playing on Monday:	1-1
Playing on Tuesday:	3-4
Playing on Wednesday:	4-2
Playing on Thursday:	2-1
Playing on Friday:	2-1
Playing during the afternoon:	6-3
Playing in the evening (5 p.m. or later):	14-10
Games decided by three points or less:	2-2
Games decided by four to 10 points:	5-5
Games decided by 11-20 points:	10-6
Games decided by more than 20 points:	3-0

# ACC Standings / ACC Tournament / ACC Awards

Team	ACC Games					Overall					Nu	Last 10
	W	L	Pct.	Hm	Rd	W	L	Pct.	Hm	Rd		
\$ ^ North Carolina (4/6)	14	2	.875	7-1	7-1	32	6	.842	17-1	8-2	7-3	Lost 1
^ Duke (8/14)	13	3	.813	5-3	8-0	27	7	.794	13-3	8-1	6-3	Lost 2
* ^ Florida State (10/15)	12	4	.750	7-1	5-3	25	10	.714	15-2	5-5	5-3	Lost 1
^ Virginia (RV/--)	9	7	.563	5-3	4-4	22	10	.688	13-3	7-4	2-3	Lost 2
^ NC State (--/20)	9	7	.563	4-4	5-3	24	13	.649	13-6	5-4	6-3	Lost 1
+ Miami	9	7	.563	6-2	3-5	20	13	.606	14-4	4-8	2-1	Lost 1
Clemson	8	8	.500	6-2	2-6	16	15	.516	11-5	4-8	1-2	Lost 2
Maryland	6	10	.375	5-3	1-7	17	15	.531	13-4	1-8	3-3	Lost 1
Virginia Tech	4	12	.250	3-5	1-7	16	17	.485	11-7	3-8	2-2	Lost 1
Wake Forest	4	12	.250	3-5	1-7	13	18	.419	9-7	3-8	1-3	Lost 3
Georgia Tech	4	12	.250	3-5	1-7	11	20	.355	7-9	3-9	1-2	Lost 1
Boston College	4	12	.250	4-4	0-8	9	22	.290	8-9	0-9	1-4	Lost 2

AP Ranking followed by ESPN/USA Today Ranking | \* ACC Tournament Champion | \$ Regular Season Champion

^ NCAA Tournament participant | + NIT participant

## 2012 ACC Basketball Tournament

Atlanta — Philips Arena

### First Round | Thursday, March 8

#8 Maryland d. #9 Wake Forest, 82-60  
#5 NC State d. #12 Boston College, 78-57  
#10 Virginia Tech d. #7 Clemson, 68-63  
#6 Miami d. #11 Georgia Tech, 54-36

### Quarterfinals | Friday, March 9

#1 North Carolina d. #8 Maryland, 85-69  
#5 NC State d. #4 Virginia, 67-64  
#2 Duke d. Virginia Tech, 60-56  
#3 Florida State d. #6 Miami, 82-71

### Semifinals | Saturday, March 10

#1 North Carolina d. #5 NC State, 69-67  
#3 Florida State d. #2 Duke, 62-59

### Finals | Sunday, March 11

#3 Florida State d. #1 North Carolina, 85-82

## 2012 ACC All-Tournament Teams

### First Team

Michael Snaer, FSU; Tyler Zeller, UNC; Kendall Marshall, UNC; Luke Loucks, FSU; C. J. Leslie, NCS

### Second Team

Harrison Barnes, UNC; Bernard James, FSU; Lorenzo Brown, NCS; Austin Rivers, Duke; Terrell Stoglin, Md.

### Tournament MVP

Michael Snaer, Florida State

## 2012 ACC Honors

### Player of the Year

Tyler Zeller, North Carolina

### Rookie of the Year

Austin Rivers, Duke

### Defensive Player of the Year

John Henson, North Carolina

### Coach of the Year

Leonard Hamilton, Florida State

### First-Team All-ACC

Tyler Zeller, North Carolina \*186  
Mike Scott, Virginia 184  
John Henson, North Carolina 170  
Austin Rivers, Duke 164  
Harrison Barnes, North Carolina 153

### Second-Team All-ACC

Kendall Marshall, North Carolina 151  
Terrell Stoglin, Maryland 131  
Michael Snaer, Florida State 127  
C.J. Leslie, NC State 99  
Erick Green, Virginia Tech 70

### Third-Team All-ACC

Seth Curry, Duke 65  
C.J. Harris, Wake Forest 57  
Lorenzo Brown, NC State 52  
**Kenny Kadji, Miami 45**  
Mason Plumlee, Duke 43

## Honorable Mention:

Bernard James, Florida State (42); Andre Young, Clemson (35); Travis McKie, Wake Forest (26); **Durand Scott, Miami (26).**

### All-Freshman Team

Austin Rivers, Duke \*61  
Ryan Anderson, Boston College \*61  
Dorian Finney-Smith, Virginia Tech 53  
**Shane Larkin, Miami 43**  
Nick Faust, Maryland 41

### All-Defensive Team

John Henson, North Carolina \*61  
Bernard James, Florida State 54  
Jontel Evans, Virginia 39  
Michael Snaer, Florida State 31  
Andre Young, Clemson 29

### All-ACC Academic Team

Devin Coleman, Fr. Clemson  
Jarell Eddie, So., VT  
Anthony Fields, Fr., WF  
Mike Gbinije, Fr., Duke  
Nate Hicks, So., GT  
Luke Loucks, Sr., FSU  
Pierre Jordan, Gr., GT  
Mason Plumlee, Jr., Duke  
T.J. Sapp, Fr., Clemson  
Tanner Smith, Sr., Clemson  
Andre Young, Sr., Clemson  
Tyler Zeller, Sr., UNC

# Conference Individual Leaders

## ALL GAMES

SCORING	GP	Pts	Avg/G
Terrell Stoglin, So., Md.	32	690	21.6
Mike Scott, Sr., Uva	32	575	18.0
Harrison Barnes, So., UNC	38	648	17.1
C.J. Harris, Jr., WF	30	501	16.7
Tyler Zeller, Sr., UNC	38	621	16.3
Travis McKie, So., WF	31	498	16.1
Erick Green, Jr., VT	31	483	15.6
Austin Rivers, Fr., Duke	34	527	15.5
C.J. Leslie, So., NCS	34	500	14.7
Michael Snaer, Jr., FSU	35	489	14.0
John Henson, Jr., UNC	35	479	13.7
Andre Young, Sr., Clem.	31	412	13.3
Seth Curry, Jr., Duke	34	449	13.2
<b>Durand Scott, Jr., Miami</b>	<b>30</b>	<b>388</b>	<b>12.9</b>
Lorenzo Brown, So., NCS	37	470	12.7
Scott Wood, Jr., NCS	36	447	12.4
Ryan Kelly, Jr., Duke	31	367	11.8
<b>Kenny Kadji, Jr., Miami</b>	<b>32</b>	<b>375</b>	<b>11.7</b>
Joe Harris, So., Uva	32	362	11.3
Ryan Anderson, Fr., BC	31	347	11.2
Tanner Smith, Sr., Clem.	31	346	11.2
Mason Plumlee, Jr., Duke	34	379	11.1
Dorenzo Hudson, Sr., VT	33	359	10.9
Richard Howell, Jr., NCS	37	400	10.8
<b>Malcolm Grant, Sr., Miami</b>	<b>31</b>	<b>335</b>	<b>10.8</b>

REBOUNDS	G	REB	PG
John Henson, Jr., UNC	35	348	9.9
Tyler Zeller, Sr., UNC	38	365	9.6
Richard Howell, Jr., NCS	37	342	9.2
Mason Plumlee, Jr., Duke	34	312	9.2
Mike Scott, Sr., Uva	32	265	8.3
Bernard James, Sr., FSU	35	283	8.1
Ryan Anderson, Fr., BC	31	229	7.4
C.J. Leslie, So., NCS	34	249	7.3
Miles Plumlee, Jr., Duke	34	242	7.1
Dorian Finney-Smith, Fr., VT	33	232	7.0

FIELD GOAL%	G	FG	FGA	Pct
Mike Scott, Sr., Uva	32	215	382	.563
Tyler Zeller, Sr., UNC	38	220	398	.553
C.J. Leslie, So., NCS	34	192	366	.525
John Henson, Jr., UNC	35	205	410	.500
Travis McKie, So., WF	31	175	366	.478
C.J. Harris, Jr., WF	30	153	321	.477
Harrison Barnes, So., UNC	38	229	521	.440
Erick Green, Jr., VT	31	170	388	.438
Austin Rivers, Fr., Duke	34	174	402	.433
Terrell Stoglin, So., Md.	32	220	533	.413

ASSISTS	G	Assists	Avg/G
Kendall Marshall, So., UNC	36	351	9.8
Lorenzo Brown, So., NCS	37	234	6.3
Luke Loucks, Sr., FSU	35	152	4.3
Tanner Smith, Sr., Clem.	31	128	4.1
Jontel Evans, Jr., Uva	32	124	3.9
Andre Young, Sr., Clem.	31	97	3.1
<b>Durand Scott, Jr., Miami</b>	<b>30</b>	<b>93</b>	<b>3.1</b>
Erick Green, Jr., VT	31	88	2.8
Tony Chennault, So., WF	31	88	2.8
Mfon Udofia, Jr., GT	31	88	2.8

FREE THROW%	G	FTM-FTA	Pct
Seth Curry, Jr., Duke	34	103-118	.873
Michael Snaer, Jr., FSU	35	88-104	.846
C.J. Harris, Jr., WF	30	146-173	.844
Sean Mosley, Sr., Md.	32	91-109	.835
Erick Green, Jr., VT	31	101-122	.828
Dorenzo Hudson, Sr., VT	33	88-108	.815
Mike Scott, Sr., Uva	32	139-172	.808
Tyler Zeller, Sr., UNC	38	181-224	.808
Ryan Kelly, Jr., Duke	31	113-140	.807
<b>Durand Scott, Jr., Miami</b>	<b>30</b>	<b>97-122</b>	<b>.795</b>

STEALS	G	Stls	PG
Lorenzo Brown, So., NCS	37	67	1.8
Tanner Smith, Sr., Clem.	31	52	1.7
Andre Young, Sr., Clem.	31	52	1.7
Sammy Zeglinski, Sr., Uva	30	47	1.6
<b>Shane Larkin, Fr., Miami</b>	<b>32</b>	<b>50</b>	<b>1.6</b>
Jontel Evans, Jr., Uva	32	50	1.6
Erick Green, Jr., VT	31	41	1.3
Devidas Dulkys, Sr., FSU	35	46	1.3
Seth Curry, Jr., Duke	34	43	1.3
Luke Loucks, Sr., FSU	35	42	1.2

3-PT FG%	G	3FG-FGA	Pct
Scott Wood, Jr., NCS	36	95	.232
Terrell Stoglin, So., Md.	32	91	.237
Andre Young, Sr., Clem.	31	66	.190
<b>Malcolm Grant, Sr., Miami</b>	<b>31</b>	<b>68</b>	<b>.206</b>

3-PT PG	G	3FG	PG
Terrell Stoglin, So., Md.	32	91	2.8
Scott Wood, Jr., NCS	36	95	2.6
<b>Malcolm Grant, Sr., Miami</b>	<b>31</b>	<b>68</b>	<b>2.2</b>
Andre Young, Sr., Clem.	31	66	2.1
Andre Dawkins, Jr., Duke	34	67	2.0
Sammy Zeglinski, Sr., Uva	30	59	2.0
Michael Snaer, Jr., FSU	35	67	1.9
Seth Curry, Jr., Duke	34	64	1.9
Reggie Bullock, So., UNC	38	71	1.9
Lonnie Jackson, Fr., BC	31	57	1.8

BLOCKED SHOTS	G	Blocks	PG
John Henson, Jr., UNC	35	101	2.9
Daniel Miller, So., GT	31	75	2.4
Bernard James, Sr., FSU	35	82	2.3
Carson Desrosiers, So., WF	31	60	1.9
Mason Plumlee, Jr., Duke	34	55	1.6
<b>Kenny Kadji, Jr., Miami</b>	<b>32</b>	<b>51</b>	<b>1.6</b>
C.J. Leslie, So., NCS	34	54	1.6
Tyler Zeller, Sr., UNC	38	58	1.5
Xavier Gibson, Sr., FSU	35	44	1.3
Ryan Kelly, Jr., Duke	31	31	1.0

AST/TO RATIO	Asst	Turn	Ratio
Kendall Marshall, So., UNC	351	101	3.48
Andre Young, Sr., Clem.	97	41	2.37
Lorenzo Brown, So., NCS	234	118	1.98
Tanner Smith, Sr., Clem.	128	65	1.97
<b>Durand Scott, Jr., Miami</b>	<b>93</b>	<b>54</b>	<b>1.72</b>
Luke Loucks, Sr., FSU	152	89	1.71
Jontel Evans, Jr., Uva	124	77	1.61

OFFENSIVE REBOUNDS	G	No.	PG
Tyler Zeller, Sr., UNC	38	146	3.8
Richard Howell, Jr., NCS	37	135	3.7
James Padgett, Jr., Md.	32	107	3.3
Bernard James, Sr., FSU	35	107	3.1
Mason Plumlee, Jr., Duke	34	99	2.9
Miles Plumlee, Jr., Duke	34	99	2.9
Dorian Finney-Smith, Fr., VT	33	91	2.8
Devin Booker, Jr., Clem.	31	82	2.7
John Henson, Jr., UNC	35	89	2.5
Kammee Holsey, So., GT	31	71	2.3

MINUTES	G	Min.	Avg/G
C.J. Harris, Jr., WF	30	1052	35.1
Andre Young, Sr., Clem.	31	1071	34.6
Erick Green, Jr., VT	31	1071	34.6
Travis McKie, So., WF	31	1070	34.5
Lorenzo Brown, So., NCS	37	1268	34.3
<b>Durand Scott, Jr., Miami</b>	<b>30</b>	<b>997</b>	<b>33.2</b>
Austin Rivers, Fr., Duke	34	1129	33.2
Kendall Marshall, So., UNC	36	1188	33.0
Scott Wood, Jr., NCS	36	1183	32.9
Terrell Stoglin, So., Md.	32	1045	32.7

## ACC GAMES ONLY

SCORING	G	Pts	Avg
1. Terrell Stoglin-MD	16	340	21.3
2. Mike Scott-VA	16	313	19.6
3. Tyler Zeller-NC	16	296	18.5
4. Harrison Barnes-NC	16	281	17.6
5. Austin Rivers-DU	16	250	15.6
6. Erick Green-VT	15	231	15.4
7. C.J. Leslie-ST	16	245	15.3
8. C.J. Harris-WF	16	244	15.3
<b>9. Kenny Kadji-UM</b>	<b>15</b>	<b>222</b>	<b>14.8</b>
10. Michael Snaer-FS	16	233	14.6
Seth Curry-DU	16	233	14.6
12. Travis McKie-WF	16	225	14.1
13. Andre Young-CU	16	219	13.7
14. John Henson-NC	16	214	13.4
15. Scott Wood-ST	16	204	12.8
<b>Durand Scott-UM</b>	<b>16</b>	<b>204</b>	<b>12.8</b>
17. Lorenzo Brown-ST	16	200	12.5
18. Ryan Anderson-BC	16	193	12.1
19. Tanner Smith-CU	16	185	11.6
20. Ryan Kelly-DU	16	183	11.4
21. Matt Humphrey-BC	16	179	11.2
22. Bernard James-FS	16	176	11.0
23. Sean Mosley-MD	16	175	10.9
24. Milton Jennings-CU	14	152	10.9
<b>25. Reggie Johnson-UM</b>	<b>15</b>	<b>157</b>	<b>10.5</b>

REBOUNDING	G	TOT	Avg/G
1. John Henson-NC	16	170	10.6
2. Tyler Zeller-NC	16	155	9.7
3. Richard Howell-ST	16	139	8.7
4. Miles Plumlee-DU	16	130	8.1
Mason Plumlee-DU	16	130	8.1
6. Bernard James-FS	16	127	7.9
Ryan Anderson-BC	16	127	7.9
8. C.J. Leslie-ST	16	126	7.9
Travis McKie-WF	16	126	7.9
10. Mike Scott-VA	16	123	7.7

FIELD GOAL %	G	FG-A	Pct
1. Tyler Zeller-NC	16	103-181	.569
2. Mike Scott-VA	16	122-223	.547
3. Kenny Kadji-UM	15	81-159	.509
4. C.J. Leslie-ST	16	92-183	.503
<b>5. Durand Scott-UM</b>	<b>16</b>	<b>80-168</b>	<b>.476</b>
6. John Henson-NC	16	90-196	.459
7. Michael Snaer-FS	16	83-184	.451
8. Austin Rivers-DU	16	86-193	.446
9. Travis McKie-WF	16	80-183	.437
10. Harrison Barnes-NC	16	98-227	.432

ASSISTS	G	Assists	Avg/G
1. Kendall Marshall-NC	16	149	9.31
2. Lorenzo Brown-ST	16	94	5.88
3. Jontel Evans-VA	16	67	4.19
4. Luke Loucks-FS	16	66	4.13
5. Tanner Smith-CU	16	63	3.94
6. Mfon Udofia-GT	16	54	3.38
7. Alex Johnson-ST	16	48	3.00
8. Tony Chennault-WF	16	46	2.88
<b>Durand Scott-UM</b>	<b>16</b>	<b>46</b>	<b>2.88</b>
10. Andre Young-CU	16	44	2.75

FREE THROW %	G	FTM-A	Pct
1. C.J. Harris-WF	16	72-76	.947
2. Lonnie Jackson-BC	16	43-48	.896
3. Sean Mosley-MD	16	53-60	.883
4. Scott Wood-ST	16	43-49	.878
5. Seth Curry-DU	16	51-61	.836
6. Tyler Zeller-NC	16	90-108	.833
7. Mike Scott-VA	16	66-80	.825
8. Ryan Kelly-DU	16	50-61	.820
9. Terrell Stoglin-MD	16	74-94	.787
10. Erick Green-VT	15	39-52	.750

STEALS	G	Stls	Avg/G
1. Tanner Smith-CU	16	30	1.88
2. Andre Young-CU	16	29	1.81
3. Jontel Evans-VA	16	24	1.50
4. Lorenzo Brown-ST	16	23	1.44
<b>Shane Larkin-UM</b>	<b>16</b>	<b>23</b>	<b>1.44</b>
6. Matt Humphrey-BC	16	22	1.38
Ian Miller-FS	16	22	1.38
8. Erick Green-VT	15	20	1.33
9. Kendall Marshall-NC	16	21	1.31
Sammy Zeglinski-VA	16	21	1.31
<b>Durand Scott-UM</b>	<b>16</b>	<b>21</b>	<b>1.31</b>

3-PT FG%	G	3FG-A	Pct
1. Andre Dawkins-DU	16	36-85	.424
2. Scott Wood-ST	16	41-110	.373
3. Seth Curry-DU	16	32-86	.372
4. Terrell Stoglin-MD	16	50-140	.357
5. Andre Young-CU	16	34-99	.343
<b>6. Malcolm Grant-UM</b>	<b>16</b>	<b>32-108</b>	<b>.296</b>

3-POINT FG MADE	G	3FG	Avg/G
1. Terrell Stoglin-MD	16	50	3.13
2. Scott Wood-ST	16	41	2.56
3. Andre Dawkins-DU	16	36	2.25
4. Andre Young-CU	16	34	2.13
5. Seth Curry-DU	16	32	2.00
<b>Malcolm Grant-UM</b>	<b>16</b>	<b>32</b>	<b>2.00</b>
7. Austin Rivers-DU	16	31	1.94
Michael Snaer-FS	16	31	1.94
Matt Humphrey-BC	16	31	1.94
10. Lonnie Jackson-BC	16	29	1.81

BLOCKED SHOTS	G	Blk	Avg/G
1. Ty Walker-WF	15	45	3.00
2. John Henson-NC	16	45	2.81
3. Alex Len-MD	16	35	2.19
4. Bernard James-FS	16	33	2.06
5. Daniel Miller-GT	16	31	1.94
6. Tyler Zeller-NC	16	30	1.88
<b>7. Kenny Kadji-UM</b>	<b>15</b>	<b>25</b>	<b>1.67</b>
8. Carson Desrosiers-WF	16	23	1.44
9. Mason Plumlee-DU	16	21	1.31
10. C.J. Leslie-ST	16	20	1.25

ASSIST/TO	Asst	Turn	Ratio
1. Kendall Marshall-NC	149	47	3.17
2. Alex Johnson-ST	48	20	2.40
3. Tanner Smith-CU	63	32	1.97
4. Luke Loucks-FS	66	35	1.89
5. Lorenzo Brown-ST	94	56	1.68
6. Jontel Evans-VA	67	40	1.68
7. Mfon Udofia-GT	54	37	1.46

OFFENSIVE REBOUNDS	G	No.	Avg/G
1. Tyler Zeller-NC	16	64	4.00
2. Richard Howell-ST	16	58	3.63
3. Miles Plumlee-DU	16	57	3.56
4. Bernard James-FS	16	51	3.19
5. James Padgett-MD	16	49	3.06
<b>6. Reggie Johnson-UM</b>	<b>15</b>	<b>40</b>	<b>2.67</b>
7. Travis McKie-WF	16	42	2.63
John Henson-NC	16	42	2.63
Devin Booker-CU	16	42	2.63
Mason Plumlee-DU	16	42	2.63

MINUTES PLAYED</
------------------



# ACC Conference Team Leaders

## SCORING OFFENSE

	NCAA G	W-L	Pts	Avg
North Carolina	3	38	32-6	3091
Duke	16	34	27-7	2628
NC State	58	37	24-13	2697
<b>Miami</b>	<b>104</b>	<b>33</b>	<b>20-13</b>	<b>2332</b>
Florida State	126	35	25-10	2443
Maryland	153	32	17-15	2198
Wake Forest	225	31	13-18	2029
Virginia Tech	234	33	16-17	2147
Clemson	248	31	16-15	2001
Virginia	280	32	22-10	2000
Georgia Tech	313	31	11-20	1866
Boston College	323	31	9-22	1833

## SCORING DEFENSE

	NCAA G	W-L	Pts	PG
Virginia	2	32	22-10	1735
Clemson	27	31	16-15	1880
Virginia Tech	53	33	16-17	2057
Georgia Tech	59	31	11-20	1940
Florida State	66	35	25-10	2201
<b>Miami</b>	<b>143</b>	<b>33</b>	<b>20-13</b>	<b>2181</b>
North Carolina	170	38	32-6	2549
NC State	187	37	24-13	2501
Boston College	219	31	9-22	2125
Duke	222	34	27-7	2334
Wake Forest	261	31	13-18	2182
Maryland	265	32	17-15	2263

## SCORING MARGIN

	NCAA G	OFF	DEF	Mar.
North Carolina	4	38	81.3	67.1
Duke	40	34	77.3	68.6
Virginia	41	32	62.5	54.2
Florida State	56	35	69.8	62.9
NC State	84	37	72.9	67.6
<b>Miami</b>	<b>93</b>	<b>33</b>	<b>70.7</b>	<b>66.1</b>
Clemson	109	31	64.5	60.6
Virginia Tech	135	33	65.1	62.3
Maryland	230	32	68.7	70.7
Georgia Tech	239	31	60.2	62.6
Wake Forest	276	31	65.5	70.4
Boston College	314	31	59.1	68.5

## FREE THROW PCT

	NCAA G	FTM	FTA	Pct
Wake Forest	42	31	485	.736
Virginia Tech	60	33	434	.725
Virginia	66	32	403	.722
<b>Miami</b>	<b>75</b>	<b>33</b>	<b>454</b>	<b>.721</b>
Florida State	112	35	473	.707
NC State	123	37	545	.704
Duke	131	34	606	.701
North Carolina	210	38	629	.682
Boston College	234	31	350	.673
Clemson	243	31	358	.670
Maryland	260	32	539	.664
Georgia Tech	281	31	308	.654

## FIELD GOAL PCT

	NCAA G	FG	FGA	Pct
North Carolina	68	38	1134	.459
NC State	71	37	977	.458
Virginia	75	32	721	.457
Duke	79	34	874	.456
Florida State	80	35	877	.456
Clemson	175	31	736	.433
<b>Miami</b>	<b>189</b>	<b>33</b>	<b>814</b>	<b>.431</b>
Wake Forest	202	31	689	.427
Georgia Tech	203	31	700	.427
Maryland	213	32	743	.425
Virginia Tech	246	33	754	.420
Boston College	291	31	629	.408

## FG PCT DEFENSE

	NCAA G	FG	FGA	Pct
Florida State	5	35	749	.381
North Carolina	23	38	957	.394
Virginia	28	32	636	.400
Georgia Tech	35	31	669	.403
NC State	97	37	889	.415
Virginia Tech	102	33	733	.417
<b>Miami</b>	<b>124</b>	<b>33</b>	<b>778</b>	<b>.421</b>
Maryland	156	32	808	.428
Clemson	172	31	683	.431
Duke	180	34	864	.433
Boston College	198	31	775	.436
Wake Forest	221	31	791	.441

## 3-PT FG PCT

	NCAA G	FG	FGA	Pct
Duke	57	34	274	.371
Virginia Tech	71	33	205	.365
NC State	108	37	198	.355
Florida State	115	35	216	.354
<b>Miami</b>	<b>130</b>	<b>33</b>	<b>250</b>	<b>.350</b>
Maryland	178	32	173	.339
Boston College	180	31	225	.339
North Carolina	197	38	194	.335
Wake Forest	205	31	166	.333
Virginia	211	32	155	.330
Clemson	236	31	171	.321
Georgia Tech	259	31	158	.312

## 3-PT FG% DEF

	NCAA G	FG	FGA	Pct
Virginia Tech	2	33	155	.280
Virginia	5	32	149	.289
Florida State	38	35	221	.309
Duke	66	34	153	.317
North Carolina	70	38	275	.319
<b>Miami</b>	<b>99</b>	<b>33</b>	<b>209</b>	<b>.326</b>
Maryland	124	32	195	.332
NC State	127	37	236	.332
Georgia Tech	194	31	199	.347
Boston College	209	31	211	.349
Wake Forest	232	31	219	.355
Clemson	253	31	178	.360

## REBOUND MARGIN

	NCAA G	Own	Opp	Mar
North Carolina	1	38	45.0	10.5
NC State	44	37	37.6	4.3
Georgia Tech	60	31	35.1	3.5
Florida State	68	35	36.4	3.0
Duke	84	34	36.7	2.6
Virginia	85	32	32.2	2.6
Maryland	112	32	36.7	1.9
Clemson	159	31	32.8	1.8
<b>Miami</b>	<b>190</b>	<b>33</b>	<b>34.8</b>	<b>-0.2</b>
Virginia Tech	202	33	33.7	-0.4
Wake Forest	305	31	32.1	-4.2
Boston College	326	31	29.8	-6.0

## BLOCKED SHOTS

	NCAA G	Blocks	PG
Florida State	7	35	213
North Carolina	8	38	221
Georgia Tech	26	31	152
Wake Forest	47	31	142
Maryland	61	32	139
NC State	87	37	150
Duke	89	34	136
Clemson	112	31	117
<b>Miami</b>	<b>135</b>	<b>33</b>	<b>118</b>
Virginia Tech	181	33	107
Boston College	225	31	89
Virginia	238	32	88

## ASSISTS

	NCAA G	Assists	PG
North Carolina	4	38	659
NC State	17	37	577
Clemson	186	31	392
Duke	202	34	423
Virginia	212	32	394
Florida State	221	35	427
<b>Miami</b>	<b>251</b>	<b>33</b>	<b>392</b>
Wake Forest	261	31	363
Virginia Tech	264	33	386
Boston College	270	31	354
Georgia Tech	298	31	340
Maryland	311	32	339

## STEALS

	NCAA G	Steals	PG
Florida State	67	35	265
Clemson	76	31	231
North Carolina	128	38	259
NC State	139	37	249
Virginia	169	32	207
<b>Miami</b>	<b>178</b>	<b>33</b>	<b>210</b>
Duke	196	34	210
Virginia Tech	269	33	183
Wake Forest	289	31	162
Georgia Tech	294	31	161
Boston College	308	31	153
Maryland	336	32	137

## TURNOVER MARGIN

	NCAA G	Avg	Avg	Mar.
Clemson	40	31	12.1	14.5
<b>Miami</b>	<b>77</b>	<b>33</b>	<b>11.6</b>	<b>13.2</b>
Virginia	96	32	11.5	12.9
North Carolina	98	38	11.9	13.3
Virginia Tech	141	33	11.8	12.6
Duke	153	34	12.2	12.8
NC State	193	37	12.7	12.5
Wake Forest	214	31	12.7	12.1
Florida State	242	35	16.1	15.2
Maryland	304	32	13.3	10.9
Boston College	316	31	14.6	11.8
Georgia Tech	321	31	14.5	11.2

## ASSIST/TO RATIO

	NCAA G	Ast	TO	Ratio
North Carolina	8	38	17.3	11.9
NC State	27	37	15.6	12.7
Virginia	92	32	12.3	11.5
Clemson	107	31	12.6	12.1
<b>Miami</b>	<b>125</b>	<b>33</b>	<b>11.9</b>	<b>11.6</b>
Duke	129	34	12.4	12.2
Virginia Tech	145	33	11.7	11.8
Wake Forest	199	31	11.7	12.7
Maryland	277	32	10.6	13.3
Boston College	282	31	11.4	14.6
Georgia Tech	300	31	11	14.5
Florida State	301	35	12.2	16.1

## 3-PT FG PER GAME

	NCAA G	3FG	PG
Duke	31	34	274
<b>Miami</b>	<b>57</b>	<b>33</b>	<b>250</b>
Boston College	75	31	225
Virginia Tech	159	33	205
Florida State	164	35	216
Clemson	224	31	171
Maryland	238	32	173
Wake Forest	243	31	166
NC State	245	37	198
North Carolina	270	38	194
Georgia Tech	273	31	158
Virginia	32	155	4.8



# Conference Team Leaders - ACC Games Only

SCORING OFFENSE	G	W-L	Pts	Avg
1. North Carolina	16	14-2	1230	76.9
2. Duke	16	13-3	1206	75.4
<b>3. Miami</b>	<b>16</b>	<b>9-7</b>	<b>1124</b>	<b>70.2</b>
NC State	16	9-7	1124	70.2
5. Florida State	16	12-4	1092	68.2
6. Maryland	16	6-10	1085	67.8
7. Clemson	16	8-8	1046	65.4
8. Wake Forest	16	4-12	982	61.4
9. Virginia Tech	16	4-12	958	59.9
Virginia	16	9-7	958	59.9
11. Georgia Tech	16	4-12	937	58.6
12. Boston College	16	4-12	911	56.9

SCORING DEFENSE	G	Pts	Avg/G
1. Virginia	16	891	55.7
2. Clemson	16	1007	62.9
3. Florida State	16	1015	63.4
4. Virginia Tech	16	1032	64.5
5. Georgia Tech	16	1048	65.5
6. North Carolina	16	1049	65.6
<b>7. Miami</b>	<b>16</b>	<b>1051</b>	<b>65.7</b>
8. NC State	16	1088	68.0
9. Boston College	16	1091	68.2
10. Duke	16	1098	68.6
11. Wake Forest	16	1123	70.2
12. Maryland	16	1160	72.5

SCORING MARGIN	G	OFF	DEF	Margin
1. North Carolina	16	76.9	65.6	+11.3
2. Duke	16	75.4	68.6	+6.8
3. Florida State	16	68.2	63.4	+4.8
<b>4. Miami</b>	<b>16</b>	<b>70.2</b>	<b>65.7</b>	<b>+4.6</b>
5. Virginia	16	59.9	55.7	+4.2
6. Clemson	16	65.4	62.9	+2.4
7. NC State	16	70.2	68.0	+2.2
8. Virginia Tech	16	59.9	64.5	-4.6
9. Maryland	16	67.8	72.5	-4.7
10. Georgia Tech	16	58.6	65.5	-6.9
11. Wake Forest	16	61.4	70.2	-8.8
12. Boston College	16	56.9	68.2	-11.2

FREE THROW PCT	G	FTM	FTA	Pct
1. Wake Forest	16	227	297	.764
<b>2. Miami</b>	<b>16</b>	<b>193</b>	<b>265</b>	<b>.728</b>
3. North Carolina	16	252	349	.722
4. Virginia	16	152	215	.707
5. Florida State	16	203	288	.705
6. Duke	16	264	376	.702
7. NC State	16	231	335	.690
8. Virginia Tech	16	164	240	.683
9. Maryland	16	266	391	.680
10. Clemson	16	191	287	.666
11. Boston College	16	163	245	.665
12. Georgia Tech	16	152	230	.661

FIELD GOAL PCT	G	FG	FGA	Pct
1. Florida State	16	393	865	.454
2. Virginia	16	366	810	.452
3. NC State	16	406	913	.445
4. North Carolina	16	453	1033	.439
5. Duke	16	403	928	.434
6. Clemson	16	386	897	.430
<b>7. Miami</b>	<b>16</b>	<b>407</b>	<b>949</b>	<b>.429</b>
8. Georgia Tech	16	347	846	.410
9. Wake Forest	16	337	830	.406
10. Maryland	16	363	897	.405
11. Boston College	16	317	786	.403
12. Virginia Tech	16	348	878	.396

FIELD GOAL PCT DEF.	G	FG	FGA	Pct
1. North Carolina	16	384	967	.397
2. Virginia	16	318	798	.398
3. Florida State	16	337	838	.402
<b>4. Miami</b>	<b>16</b>	<b>380</b>	<b>908</b>	<b>.419</b>
5. NC State	16	390	931	.419
6. Maryland	16	402	958	.420
7. Georgia Tech	16	358	828	.432
8. Duke	16	407	935	.435
9. Wake Forest	16	413	938	.440
10. Virginia Tech	16	365	815	.448
11. Boston College	16	403	896	.450
12. Clemson	16	369	820	.450

3-POINT FG PCT	G	FG	FGA	Pct
1. Florida State	16	103	273	.377
2. Duke	16	136	380	.358
3. Virginia Tech	16	98	274	.358
4. Maryland	16	93	266	.350
5. NC State	16	81	237	.342
6. Boston College	16	114	334	.341
7. Georgia Tech	16	91	272	.335
<b>8. Miami</b>	<b>16</b>	<b>117</b>	<b>352</b>	<b>.332</b>
9. Virginia	16	74	229	.323
10. Wake Forest	16	81	259	.313
11. North Carolina	16	72	238	.303
12. Clemson	16	83	276	.301

3-POINT FG PCT DEF.	G	FG	FGA	Pct
1. Duke	16	68	231	.294
<b>2. Miami</b>	<b>16</b>	<b>91</b>	<b>305</b>	<b>.298</b>
3. Virginia	16	80	253	.316
4. NC State	16	100	315	.317
5. Virginia Tech	16	83	258	.322
6. North Carolina	16	112	345	.325
7. Maryland	16	85	258	.329
8. Florida State	16	99	292	.339
9. Boston College	16	96	273	.352
10. Clemson	16	99	263	.376
11. Wake Forest	16	117	306	.382
12. Georgia Tech	16	113	291	.388

REBOUND MARGIN	G	Own	Opp	Mar.
1. North Carolina	16	44.4	33.6	+10.8
2. Florida State	16	34.1	31.4	+2.7
3. NC State	16	36.3	34.6	+1.7
4. Georgia Tech	16	32.9	31.4	+1.5
5. Duke	16	37.0	35.9	+1.1
<b>6. Miami</b>	<b>16</b>	<b>35.4</b>	<b>35.5</b>	<b>-0.1</b>
7. Virginia	16	31.1	31.3	-0.2
8. Maryland	16	36.8	37.1	-0.2
9. Clemson	16	31.8	33.7	-1.9
10. Wake Forest	16	33.2	36.4	-3.2
11. Virginia Tech	16	30.1	35.9	-5.8
12. Boston College	16	28.3	34.7	-6.4

BLOCKED SHOTS	G	Blocks	Avg/G
1. North Carolina	16	98	6.13
2. Wake Forest	16	81	5.06
3. Florida State	16	79	4.94
4. Maryland	16	64	4.00
5. Georgia Tech	16	63	3.94
6. NC State	16	59	3.69
7. Clemson	16	56	3.50
8. Duke	16	52	3.25
<b>9. Miami</b>	<b>16</b>	<b>49</b>	<b>3.06</b>
10. Virginia Tech	16	43	2.69
Virginia	16	43	2.69
12. Boston College	16	40	2.50

ASSISTS	G	Assists	Avg/G
1. North Carolina	16	245	15.31
2. NC State	16	232	14.50
<b>3. Miami</b>	<b>16</b>	<b>193</b>	<b>12.06</b>
4. Clemson	16	192	12.00
5. Virginia	16	190	11.88
6. Duke	16	188	11.75
7. Florida State	16	186	11.63
8. Wake Forest	16	180	11.25
9. Boston College	16	174	10.88
10. Georgia Tech	16	170	10.63
11. Virginia Tech	16	161	10.06
12. Maryland	16	158	9.88

STEALS	G	Steals	Avg/G
1. Clemson	16	141	8.81
2. Florida State	16	114	7.13
3. NC State	16	113	7.06
<b>4. Miami</b>	<b>16</b>	<b>101</b>	<b>6.31</b>
5. North Carolina	16	100	6.25
6. Virginia	16	95	5.94
7. Georgia Tech	16	86	5.38
Duke	16	86	5.38
9. Virginia Tech	16	84	5.25
Boston College	16	84	5.25
11. Maryland	16	71	4.44
12. Wake Forest	16	68	4.25

TURNOVER MARGIN	G	OWN	OPP	Mar
1. Clemson	16	11.2	15.2	+4.00
2. Virginia Tech	16	10.8	13.4	+2.62
3. North Carolina	16	11.3	12.5	+1.25
<b>4. Miami</b>	<b>16</b>	<b>11.6</b>	<b>12.7</b>	<b>+1.06</b>
Virginia	16	10.9	12.0	+1.06
6. Duke	16	10.7	11.6	+0.94
7. NC State	16	12.3	12.5	+0.19
8. Florida State	16	15.0	14.6	-0.44
9. Maryland	16	13.3	10.9	-2.38
10. Wake Forest	16	13.0	10.3	-2.69
11. Georgia Tech	16	13.5	10.8	-2.75
12. Boston College	16	14.3	11.4	-2.88

ASSIST/TO RATIO	G	Asst	TO	Ratio
1. North Carolina	16	15.3	11.3	1.36
2. NC State	16	14.5	12.3	1.18
3. Duke	16	11.8	10.7	1.10
4. Virginia	16	11.9	10.9	1.09
5. Clemson	16	12.0	11.2	1.07
<b>6. Miami</b>	<b>16</b>	<b>12.1</b>	<b>11.6</b>	<b>1.04</b>
7. Virginia Tech	16	10.1	10.8	0.93
8. Wake Forest	16	11.3	13.0	0.87
9. Georgia Tech	16	10.6	13.5	0.79
10. Florida State	16	11.6	15.0	0.78
11. Boston College	16	10.9	14.3	0.76
12. Maryland	16	9.9	13.3	0.74

3-POINT FG MADE	G	3FG	Avg/G
1. Duke	16	136	8.50
<b>2. Miami</b>	<b>16</b>	<b>117</b>	<b>7.31</b>
3. Boston College	16	114	7.13
4. Florida State	16	103	6.44
5. Virginia Tech	16	98	6.13
6. Maryland	16	93	5.81
7. Georgia Tech	16	91	5.69
8. Clemson	16	83	5.19
9. NC State	16	81	5.06
Wake Forest	16	81	5.06
11. Virginia	16	74	4.63
12. North Carolina	16	72	4.50

# Single-Season Leaders - ACC Games Only

## SCORING

##	Player (Season)	G	Pts	Avg
1.	Jack McClinton (2008-09)	16	348	21.8
2.	Guillermo Diaz (2004-05)	16	331	20.7
3.	Jack McClinton (2007-08)	16	300	18.8
4.	Guillermo Diaz (2005-06)	16	298	18.6
5.	Robert Hite (2005-06)	16	279	17.4
6.	Jack McClinton (2006-07)	16	250	15.6
7.	Robert Hite (2004-05)	16	245	15.3
8.	Malcolm Grant (2010-11)	16	223	13.9
9.	<b>Kenny Kadji (2011-12)</b>	<b>15</b>	<b>222</b>	<b>14.8</b>
10.	<b>Durand Scott (2010-11)</b>	<b>16</b>	<b>209</b>	<b>13.1</b>

## REBOUNDING

##	Player (Season)	G	Reb	Avg
1.	<b>Reggie Johnson (2010-11)</b>	<b>16</b>	<b>159</b>	<b>9.9</b>
2.	Dwayne Collins (2006-07)	16	117	7.3
3.	William Frisby (2004-05)	16	110	6.9
	Anthony King (2004-05)	16	110	6.9
	Dwayne Collins (2007-08)	16	110	6.9
	Anthony King (2007-08)	16	110	6.9
7.	<b>Reggie Johnson (2011-12)</b>	<b>15</b>	<b>107</b>	<b>7.1</b>
8.	Dwayne Collins (2009-10)	15	100	6.7
	Dwayne Collins (2008-09)	15	100	6.7
10.	Jimmy Graham (2008-09)	16	102	6.4

## FIELD GOAL PCT (Min. 100 attempts)

##	Player (Season)	G	FGM-FGA	Pct
1.	Dwayne Collins (2009-10)	15	61-103	.592
2.	<b>Reggie Johnson (2010-11)</b>	<b>16</b>	<b>78-132</b>	<b>.591</b>
3.	Dwayne Collins (2007-08)	16	65-114	.570
4.	<b>Reggie Johnson (2011-12)</b>	<b>15</b>	<b>64-124</b>	<b>.516</b>
5.	Dwayne Collins (2006-07)	16	58-113	.513
6.	<b>Kenny Kadji (2011-12)</b>	<b>15</b>	<b>81-159</b>	<b>.509</b>
7.	Brian Asbury (2008-09)	16	57-118	.483
8.	<b>Durand Scott (2011-12)</b>	<b>16</b>	<b>80-168</b>	<b>.476</b>
9.	<b>Durand Scott (2009-10)</b>	<b>16</b>	<b>64-136</b>	<b>.471</b>
10.	Guillermo Diaz (2004-05)	16	113-248	.456

## FIELD GOALS MADE

##	Player (Season)	FGM
1.	Jack McClinton (2008-09)	113
	Guillermo Diaz (2004-05)	113
3.	Guillermo Diaz (2005-06)	100
4.	Robert Hite (2005-06)	97
5.	Jack McClinton (2007-08)	96
6.	Robert Hite (2004-05)	88
7.	<b>Kenny Kadji (2011-12)</b>	<b>81</b>
8.	<b>Durand Scott (2011-12)</b>	<b>80</b>
	Jack McClinton (2006-07)	80
10.	<b>Reggie Johnson (2010-11)</b>	<b>78</b>

## FREE THROW PCT (Min. 40 attempts)

##	Player (Season)	G	FTM-FTA	Pct
1.	Jack McClinton (2007-08)	16	57-62	.919
2.	Jack McClinton (2006-07)	16	44-49	.898
3.	Jack McClinton (2008-09)	16	69-77	.896
4.	Brian Asbury (2006-07)	16	39-45	.867
5.	Robert Hite (2004-05)	16	43-50	.860
6.	Lance Hurdle (2007-08)	16	54-63	.857
	William Frisby (2004-05)	16	36-42	.857
8.	<b>Durand Scott (2010-11)</b>	<b>16</b>	<b>54-64</b>	<b>.844</b>
9.	Brian Asbury (2007-08)	16	37-45	.822
10.	<b>Reggie Johnson (2009-10)</b>	<b>16</b>	<b>44-54</b>	<b>.815</b>

## FREE THROWS MADE

##	Player (Season)	FTM
1.	Jack McClinton (2008-09)	69
2.	Guillermo Diaz (2004-05)	66
3.	Guillermo Diaz (2005-06)	60
4.	Jack McClinton (2007-08)	57
5.	<b>Durand Scott (2010-11)</b>	<b>54</b>
	Lance Hurdle (2007-08)	54
7.	<b>Reggie Johnson (2010-11)</b>	<b>46</b>
	Dwayne Collins (2009-10)	46
9.	<b>Durand Scott (2009-10)</b>	<b>45</b>
10.	Jack McClinton (2006-07)	44
	<b>Reggie Johnson (2009-10)</b>	<b>44</b>

## FREE THROWS ATTEMPTED

##	Player (Season)	FTA
1.	Guillermo Diaz (2004-05)	95
2.	Jack McClinton (2008-09)	77
	Dwayne Collins (2008-09)	77
4.	Guillermo Diaz (2005-06)	76
	Dwayne Collins (2009-10)	76
6.	<b>Reggie Johnson (2010-11)</b>	<b>72</b>
7.	Durand Scott (2009-10)	68
8.	Dwayne Collins (2006-07)	65
9.	<b>Durand Scott (2010-11)</b>	<b>64</b>
10.	Lance Hurdle (2007-08)	63

## 3-POINT FG PCT (Min. 30 attempts)

##	Player (Season)	G	3FGM-A	Pct
1.	Jack McClinton (2008-09)	16	53-117	.445
2.	<b>Kenny Kadji (2011-12)</b>	<b>15</b>	<b>20-46</b>	<b>.435</b>
3.	Robert Hite (2005-06)	16	47-111	.423
4.	Malcolm Grant (2010-11)	16	43-103	.417
5.	Lance Hurdle (2007-08)	16	16-39	.410
6.	Jack McClinton (2007-08)	16	51-125	.408
7.	Jack McClinton (2006-07)	16	46-115	.400
8.	Adrian Thomas (2008-09)	16	29-73	.397
9.	<b>Trey McKinney Jones (2011-12)</b>	<b>16</b>	<b>19-48</b>	<b>.396</b>
10.	Malcolm Grant (2009-10)	16	29-74	.392

## 3-POINT FIELD GOALS MADE

##	Player (Season)	3FGM
1.	Jack McClinton (2008-09)	53
2.	Jack McClinton (2007-08)	51
3.	Robert Hite (2005-06)	47
4.	Jack McClinton (2006-07)	46
5.	Malcolm Grant (2010-11)	43
6.	Adrian Thomas (2010-11)	41
7.	Guillermo Diaz (2004-05)	39
8.	Guillermo Diaz (2005-06)	38
9.	Malcolm Grant (2011-12)	32
	Adrian Thomas (2008-09)	29
	Adrian Thomas (2009-10)	29
	Malcolm Grant (2009-10)	29

## 3-PT FIELD GOALS ATTEMPTED

##	Player (Season)	3FGA
1.	Jack McClinton (2007-08)	125
2.	Jack McClinton (2008-09)	117
3.	Jack McClinton (2006-07)	115
4.	Robert Hite (2005-06)	111
5.	Guillermo Diaz (2005-06)	109
6.	Malcolm Grant (2011-12)	108
	Adrian Thomas (2010-11)	108
7.	Malcolm Grant (2010-11)	103
8.	Guillermo Diaz (2004-05)	100
9.	Robert Hite (2004-05)	87
10.	Anthony Harris (2004-05)	80

## ASSISTS

##	Player (Season)	Ast	Avg
1.	Anthony Harris (2004-05)	74	4.6
2.	Anthony Harris (2005-06)	59	3.7
3.	Malcolm Grant (2009-10)	56	3.5
4.	Anthony Harris (2006-07)	54	3.4
5.	<b>Durand Scott (2010-11)</b>	<b>47</b>	<b>2.9</b>
6.	<b>Durand Scott (2011-12)</b>	<b>46</b>	<b>2.9</b>
6.	Jack McClinton (2008-09)	45	2.8
7.	Guillermo Diaz (2005-06)	44	2.8
8.	Lance Hurdle (2008-09)	43	2.7
9.	<b>Shane Larkin (2011-12)</b>	<b>41</b>	<b>2.6</b>
	Malcolm Grant (2010-11)	41	2.6

## BLOCKED SHOTS

##	Player (Season)	Blk	Avg
1.	Anthony King (2004-05)	46	2.9
2.	<b>Kenny Kadji (2011-12)</b>	<b>25</b>	<b>1.7</b>
3.	<b>Reggie Johnson (2010-11)</b>	<b>22</b>	<b>1.4</b>
	Anthony King (2005-06)	22	1.4
5.	Anthony King (2007-08)	21	1.3
	Jimmy Graham (2008-09)	21	1.3
7.	Dwayne Collins (2009-10)	20	1.3
8.	Dwayne Collins (2007-08)	16	1.0
9.	<b>Julian Gamble (2010-11)</b>	<b>15</b>	<b>0.9</b>
	Gary Hamilton (2005-06)	15	0.9
	Jimmy Graham (2007-08)	15	0.9

## STEALS

##	Player (Season)	Stl	Avg
1.	Guillermo Diaz (2004-05)	34	2.1
2.	Robert Hite (2004-05)	25	1.6
3.	Brian Asbury (2006-07)	24	1.5
4.	<b>Shane Larkin (2011-12)</b>	<b>23</b>	<b>1.4</b>
	Gary Hamilton (2005-06)	23	1.4
	Guillermo Diaz (2005-06)	23	1.4
7.	<b>Reggie Johnson (2010-11)</b>	<b>22</b>	<b>1.4</b>
8.	<b>Durand Scott (2011-12)</b>	<b>21</b>	<b>1.3</b>
	Robert Hite (2005-06)	21	1.3
10.	<b>Durand Scott (2009-10)</b>	<b>20</b>	<b>1.3</b>

## MINUTES PLAYED

##	Player (Season)	Min	Avg
1.	Guillermo Diaz (2005-06)	584	36.5
2.	Robert Hite (2005-06)	564	35.2
3.	<b>Durand Scott (2010-11)</b>	<b>562</b>	<b>35.1</b>
	Guillermo Diaz (2004-05)	562	35.1
5.	Jack McClinton (2008-09)	560	35.0
6.	Jack McClinton (2007-08)	552	34.5
7.	Robert Hite (2004-05)	540	33.8
8.	Malcolm Grant (2010-11)	533	33.3
	<b>Durand Scott (2011-12)</b>	<b>518</b>	<b>32.4</b>
10.	Jack McClinton (2006-07)	512	32.0

# Career Leaders - ACC Games Only

## SCORING (Min. 2 seasons)

##	Player (Seasons)	Pts	Avg
1.	Jack McClinton (2006-09)	888	18.7
2.	Guillermo Diaz (2004-06)	629	19.7
3.	Dwayne Collins (2006-10)	613	9.9
4.	<b>Durand Scott (2009-p)</b>	<b>592</b>	<b>12.3</b>
5.	Anthony Harris (2004-07)	560	11.7
6.	Robert Hite (2004-06)	524	16.4
7.	Malcolm Grant (2009-12)	512	10.7
8.	James Dews (2006-10)	495	7.9
9.	Brian Asbury (2005-09)	481	7.5
10.	Anthony King (2004-08)	337	6.9

## REBOUNDING

##	Player (Seasons)	Reb	Avg
1.	Dwayne Collins (2006-10)	427	6.9
2.	<b>Reggie Johnson (2009-p)</b>	<b>333</b>	<b>7.1</b>
3.	Anthony King (2004-08)	319	6.5
4.	Brian Asbury (2005-09)	259	4.0
5.	Jimmy Graham (2005-09)	253	4.5
6.	<b>Durand Scott (2009-p)</b>	<b>213</b>	<b>4.4</b>
7.	Robert Hite (2004-06)	165	5.2
8.	Gary Hamilton (2004-06)	165	5.2
9.	James Dews (2006-10)	163	2.6
10.	Jack McClinton (2006-09)	128	2.3

## FIELD GOAL PCT (Min. 1.5 fgm/game)

##	Player (Seasons)	FGM-FGA	Pct
1.	Dwayne Collins (2006-10)	236-429	.550
2.	<b>Reggie Johnson (2009-p)</b>	<b>164-301</b>	<b>.545</b>
3.	Anthony King (2004-08)	131-255	.514
4.	Raymond Hicks (2004-08)	90-190	.474
5.	Jimmy Graham (2005-09)	84-178	.472
6.	<b>Durand Scott (2009-p)</b>	<b>216-476</b>	<b>.454</b>
7.	Guillermo Diaz (2004-06)	213-491	.434
8.	Brian Asbury (2005-09)	168-395	.425
9.	DeQuan Jones (2008-12)	79-189	.418
10.	Robert Hite (2004-06)	185-444	.417
11.	Adrian Thomas (2005-11)	77-185	.412

## FIELD GOALS MADE

##	Player (Seasons)	FGM
1.	Jack McClinton (2006-09)	289
2.	Dwayne Collins (2006-10)	236
3.	<b>Durand Scott (2009-p)</b>	<b>216</b>
4.	Guillermo Diaz (2004-06)	213
5.	Anthony Harris (2004-07)	207
6.	Robert Hite (2004-06)	185
7.	James Dews (2006-10)	181
8.	Brian Asbury (2005-09)	168
9.	<b>Reggie Johnson (2009-p)</b>	<b>164</b>
10.	Malcolm Grant (2009-12)	163

## FREE THROW PCT (Min. 1 ftm/game)

##	Player (Seasons)	FtM-FtA	Pct
1.	Jack McClinton (2006-09)	170-188	.904
2.	William Frisby (2004-05)	36-42	.857
3.	James Dews (2006-10)	71-84	.845
4.	Robert Hite (2004-06)	81-98	.827
5.	<b>Reggie Johnson (2009-p)</b>	<b>115-163</b>	<b>.706</b>
6.	Brian Asbury (2005-09)	112-139	.806
7.	Malcolm Grant (2009-12)	82-102	.804
8.	Lance Hurdle (2007-09)	77-98	.786
9.	<b>Durand Scott (2009-p)</b>	<b>133-174</b>	<b>.764</b>
10.	Guillermo Diaz (2004-06)	126-171	.737
11.	Raymond Hicks (2004-08)	39-54	.722
12.	Anthony Harris (2004-07)	84-119	.706

## FREE THROWS MADE

##	Player (Seasons)	FTM
1.	Jack McClinton (2006-09)	170
2.	<b>Durand Scott (2009-p)</b>	<b>133</b>
3.	Dwayne Collins (2006-10)	141
4.	Guillermo Diaz (2004-06)	126
5.	<b>Reggie Johnson (2009-p)</b>	<b>115</b>
6.	Brian Asbury (2005-09)	112
7.	Anthony Harris (2004-07)	84
8.	Malcolm Grant (2009-12)	82
9.	Robert Hite (2004-06)	81
10.	Lance Hurdle (2007-09)	77

## FREE THROWS ATTEMPTED

##	Player (Season)	FTA
1.	Dwayne Collins (2006-10)	249
2.	Jack McClinton (2006-09)	188
3.	<b>Durand Scott (2009-p)</b>	<b>174</b>
4.	Guillermo Diaz (2004-06)	171
5.	<b>Reggie Johnson (2009-p)</b>	<b>163</b>
6.	Brian Asbury (2005-09)	139
7.	Anthony Harris (2004-07)	119
8.	Anthony King (2004-08)	115
9.	Malcolm Grant (2009-12)	102
10.	Robert Hite (2004-06)	98

## 3-POINT FG PCT (Min. 70 attempts)

##	Player (Seasons)	3FGM-A	Pct
1.	Jack McClinton (2006-09)	150-357	.420
2.	Lance Hurdle (2007-09)	32-80	.400
3.	Adrian Thomas (2005-11)	99-258	.384
4.	Robert Hite (2004-06)	73-198	.369
5.	Guillermo Diaz (2004-06)	77-209	.368
6.	Malcolm Grant (2009-p)	104-285	.365
7.	Anthony Harris (2004-07)	62-187	.332
8.	<b>Rion Brown (2010-p)</b>	<b>30-91</b>	<b>.330</b>
9.	<b>Garrius Adams (2009-p)</b>	<b>34-108</b>	<b>.315</b>
10.	Denis Clemente (2005-07)	27-86	.314
11.	<b>Durand Scott (2009-p)</b>	<b>27-89</b>	<b>.303</b>
12.	James Dews (2006-10)	62-218	.284
13.	Brian Asbury (2005-09)	33-123	.268

## 3-POINT FIELD GOALS MADE

##	Player (Seasons)	3FGM
1.	Jack McClinton (2006-09)	150
2.	Malcolm Grant (2009-p)	104
3.	Adrian Thomas (2005-11)	99
4.	Guillermo Diaz (2004-06)	77
5.	Robert Hite (2004-06)	73
6.	James Dews (2006-10)	62
7.	Anthony Harris (2004-07)	62
8.	Garrius Adams (2009-p)	34
9.	Brian Asbury (2005-09)	33
10.	Lance Hurdle (2007-09)	32

## 3-PT FIELD GOALS ATTEMPTED

##	Player (Seasons)	3FGA
1.	Jack McClinton (2006-09)	357
2.	Malcolm Grant (2009-12)	285
3.	Adrian Thomas (2005-11)	258
4.	James Dews (2006-10)	218
5.	Guillermo Diaz (2004-06)	209
6.	Robert Hite (2004-06)	198
7.	Anthony Harris (2004-07)	187
8.	Brian Asbury (2005-09)	123
9.	<b>Garrius Adams (2009-p)</b>	<b>108</b>
10.	<b>Rion Brown (2010-p)</b>	<b>91</b>

## ASSISTS

##	Player (seasons)	Ast	Avg
1.	Anthony Harris (2004-07)	187	3.9
2.	Malcolm Grant (2009-12)	132	2.8
3.	Jack McClinton (2006-09)	111	2.3
4.	James Dews (2006-10)	86	1.4
5.	<b>Durand Scott (2009-p)</b>	<b>131</b>	<b>2.7</b>
6.	Lance Hurdle (2007-09)	82	2.6
7.	Guillermo Diaz (2004-06)	75	2.3
8.	Brian Asbury (2005-09)	58	0.9
9.	Denis Clemente (2005-07)	57	1.9
10.	<b>Reggie Johnson (2009-p)</b>	<b>45</b>	<b>1.0</b>

## BLOCKED SHOTS

##	Player (seasons)	blk	Avg
1.	Anthony King (2004-08)	90	1.8
2.	Jimmy Graham (2005-09)	45	0.8
3.	Dwayne Collins (2006-10)	43	0.7
4.	<b>Reggie Johnson (2009-p)</b>	<b>39</b>	<b>0.8</b>
5.	Gary Hamilton (2004-06)	26	0.8
6.	<b>Kenny Kadji (2011-p)</b>	<b>25</b>	<b>1.7</b>
7.	DeQuan Jones (2008-12)	19	0.4
8.	Cyrus McGowan (2008-10)	17	0.5
9.	<b>Julian Gamble (2008-p)</b>	<b>13</b>	<b>0.5</b>

## STEALS

##	Player (seasons)	STL	Avg
1.	<b>Durand Scott (2009-p)</b>	<b>63</b>	<b>1.3</b>
2.	Guillermo Diaz (2004-06)	57	1.8
3.	Brian Asbury (2005-09)	53	0.8
4.	James Dews (2006-10)	48	0.8
5.	Robert Hite (2004-06)	46	1.4
6.	Dwayne Collins (2006-10)	39	0.6
7.	Gary Hamilton (2004-06)	37	1.2
8.	Jack McClinton (2006-09)	36	0.8
9.	Adrian Thomas (2005-11)	34	0.6
10.	Malcolm Grant (2009-12)	32	0.7

## MINUTES PLAYED

##	Player (seasons)	Min	Avg
1.	Jack McClinton (2006-09)	1,624	33.8
2.	James Dews (2006-10)	1,579	25.1
3.	Dwayne Collins (2006-10)	1,571	25.1
4.	<b>Durand Scott (2009-p)</b>	<b>1,544</b>	<b>32.2</b>
5.	Anthony Harris (2004-07)	1,403	29.2
6.	Malcolm Grant (2009-12)	1,381	28.8
7.	Anthony King (2004-08)	1,318	26.9
8.	Guillermo Diaz (2004-06)	1,146	35.8
9.	Robert Hite (2004-06)	1,104	34.5
10.	<b>Reggie Johnson (2009-p)</b>	<b>1,085</b>	<b>23.1</b>







## 2011-12 Box Scores

**North Florida 62 vs. Miami 75**      **Game 3**  
**11-19-11**      **at BankUnited Center**

Garrison Adams scored 14 points as Miami defeated North Florida 75-62. The Ospreys rallied from an 18-point deficit early in the second half and got to within six, at 66-60 on Parker Smith's 3-pointer with 3:10 remaining. The Hurricanes (3-0) held North Florida scoreless in the next 1:32 and secured the win as Durand Scott converted four free throws and Kenny Kadji added another foul shot. Miami converted 20 of 26 free throws, while the Ospreys finished 8 of 14 from the free-throw line. Travis Wallace scored 16 points, 12 in the second half, for North Florida (1-3). The loss was the Ospreys' third straight in their all-time series against Miami, but the result was much closer than the Hurricanes' 85-63 victory in 2007 and 94-41 rout in 2008. Held to five points in the first half, Malcolm Grant responded with eight second-half points. Grant hit consecutive 3-pointers in a 37-second span that gave Miami a 48-32 lead with 14:17 to play. Shane Larkin's 3-pointer with 12:41 remaining gave the Hurricanes their biggest lead, at 50-32. Erik Swoope's basket and two free throws in the first 37 seconds of the second half gave Miami its first double-digit lead, 35-25. The Hurricanes took the lead for good after outscoring the Ospreys 12-2 during a 1:53 stretch early in the first half. Raphael Akpejori's put-back basket with 12:13 remaining ended the spurt and gave Miami a 16-10 lead. North Florida stayed within striking distance on Jeron Granberry's second 3-pointer that cut Miami's lead to 18-15 with 8:15 left. Granberry finished the first half with four 3-pointers on 4-of-6 shooting from behind the arc, but was held scoreless in the second half. He finished with 12 points. Adams' jumper with 40 seconds remaining gave Miami a 31-25 lead at halftime.

UNF 1-3		tot		3-pt		rebounds											
#	Player	f	fga	f	fga	ft	fta	of	d	te	pf	tp	a	t	b	s	min
40	WILSON, Will	*	0	0	0	0	0	2	2	1	0	3	3	0	0	0	25
05	McROY, Charles	*	0	1	0	0	0	1	1	0	0	1	0	1	0	1	13
15	GROBERRY, Jason	*	4	8	4	0	0	0	0	0	1	12	0	1	0	0	19
21	DIAZ, Andy	*	5	11	0	1	3	4	5	4	4	13	1	5	0	1	26
24	JEUNE, David	*	1	2	0	0	0	1	2	3	5	2	0	2	0	0	17
01	WALLACE, Travis	7	14	0	1	2	2	6	1	7	0	16	0	1	1	0	21
03	SMITH, Parker	3	11	3	8	0	0	1	0	1	1	9	2	0	0	0	24
14	WILLIAMS, Jimmy	0	3	0	1	0	2	0	0	0	5	0	4	1	0	2	23
22	SAUEY, Matt	1	1	0	0	1	3	0	5	5	1	3	1	0	0	0	17
25	LANDERS, Fred	2	6	1	2	0	3	1	2	3	7	2	0	0	0	0	15
	Team							4	2	6							
	Totals		23	57	8	21	8	14	18	19	37	20	62	14	13	2	300

TOTAL FG %	1st Half: 9-23 39.1%	2nd Half: 14-34 41.2%	Game: 40.4%
3-Pt. FG %	1st Half: 5-12 41.7%	2nd Half: 3-9 33.3%	Game: 38.1%
F Throw %	1st Half: 2-4 50.0%	2nd Half: 6-10 60.0%	Game: 57.1%

Miami 3-0		fg				3-pt				rebounds							
#1	Player	pts	fga	fg	fta	ft	of	de	tp	tp	a	to	b	s	min		
01	Durand Scott	* 1	10	0	1	9	10	0	3	3	4	11	1	0	1	33	
03	Malcolm Grant	* 4	11	3	6	2	3	0	3	3	0	13	2	0	0	1	30
21	Eric Swoope	* 3	4	3	0	0	2	4	2	1	3	4	8	1	1	2	33
25	Garrison Adams	* 4	8	2	5	4	3	2	5	0	14	2	1	0	1	29	
35	Kenny Kadij	* 4	7	0	0	1	2	4	6	10	2	9	3	3	1	1	22
00	Shane Larkin	3	5	1	3	1	1	0	2	2	1	8	2	2	0	1	16
04	Trey McKinney Jones	3	6	1	3	0	0	1	2	3	1	7	2	1	0	1	15
10	Raphael Akpejori	2	4	0	0	1	2	3	1	4	3	5	0	0	4	0	22
TEAM									2	2							
Totals			24	54	7	18	20	26	15	20	35	15	75	13	8	5	200

TOTAL FG %	1st Half: 13-34 38.2%	2nd Half: 11-20 55.0%	Game: 44.4%
3-Pt. FG %	1st Half: 4-12 33.3%	2nd Half: 3-6 50.0%	Game: 38.9%
F Throw %	1st Half: 1-2 50.0%	2nd Half: 19-24 79.2%	Game: 76.9%

Officials: Brian Dorsey, Tony Greene, Ray Natili  
T. J. and C. L. HINE also officiated.

Technical fouls: UNF-None. Miami-None.  
Attendance: 3,483

**Score by Periods**

UNF	25	37	62
Miami	31	44	75

Points in the paint-UNF 28,UM 24. Points off turnovers-UNF 11,UM 16.

2nd chance points-UNF 16,UM 17. Fast break points-UNF 0,UM 12.  
Penalty points-UNF 25,UM 20. Goaltended 1 time. Lead changed 3 times.

Bench points-UNF 35,UM 20. Score tied-1 time. Lead changed-3 times.  
Last FG-UNF 2nd-01:24. UM 2nd-06:47

Largest lead-UNF by 4 1st-14:53, UM by

Largest lead off by 4 1st 14.55, off by 16 2nd 15.55.

**FGCU 50 vs. Miami 60** **Game 4**  
**11-22-11** **at BankUnited Center**

Malcolm Grant scored 21 points to lead Miami past Florida Gulf Coast 60-50 on Tuesday night. Grant secured the win, converting 5 of 6 free throws in the final 1:21, as the Hurricanes (4-0) held off a comeback attempt from the Eagles (2-3). Sherwood Brown's third 3-pointer with 1:26 remaining got Florida Gulf Coast within seven at 55-48. After Grant converted two free throws with 1:21 left, Brown hit a driving jumper with 55 seconds remaining to cut the Miami lead to seven, 57-50. Brown scored 19 points to lead Florida Gulf Coast. The Eagles rallied from an 18-point halftime deficit with a 9-0 run in the first 4:16 of the second half. Sherwood Brown's 3-pointer with 15:44 left capped the run and put Florida Gulf Coast within nine, 42-33. Following the 3, neither team scored until Miami finally got on the board on Erik Swoope's slam dunk with 13:06 remaining. Miami broke open a close first half with a 23-6 run in the final 6 minutes. Grant keyed the spurt with 10 points, including two 3-pointers. The Eagles entered the game shooting 43 percent from 3-point range but shot only 3-of-15 against Miami. Brown converted the three Florida Gulf Coast 3-pointers, all in the second half. Shane Larkin the dribbled length of the court and hit a driving layup at the buzzer that gave the Hurricanes a 42-24 lead at halftime. Eddie Murray scored consecutive baskets as the Eagles scored six unanswered points early in the first half and took a 10-6 lead with 13:53 remaining. Dante Holmes' lay-up kept Florida Gulf Coast within one at 19-18 with 6:32 remaining before Hurricanes went on their late first half surge.

FGU 2-3		tot		3-pt		rebounds												
#	Player	f	o	f	o	f	o	de	of	de	tp	f	a	to	b	s	min	
20	FIELER, Chase	f	0	0	0	0	0	1	2	4	6	0	0	1	1	2	0	28
34	CANTINOL, Kevin c	2	6	0	0	0	0	2	2	4	3	4	0	2	1	1	0	16
02	THOMPSON, Bernard g	2	5	0	0	1	1	2	1	5	6	3	5	1	4	0	1	27
03	COMER, Brett g	3	9	0	0	0	1	0	2	2	1	6	4	4	0	0	24	
25	BROWN, Sherwood h	8	12	3	7	0	0	3	8	11	5	19	0	1	1	0	29	
01	HOLMES, Dante	2	7	0	3	2	2	0	2	2	2	6	0	1	0	0	19	
05	VARDELE, Christophe	0	4	0	3	2	2	0	3	3	4	2	0	2	0	0	23	
15	CVJETICANIN, Filip	0	1	0	1	0	0	0	0	0	0	0	1	1	1	0	16	
23	MURRAY, Eddie	3	5	0	0	2	3	0	2	2	4	8	0	1	1	1	0	18
TEAM		1 1																
Totals		20	49	3	15	7	11	9	28	37	22	50	7	17	5	1	200	

TOTAL FG %	1st Half: 11-29 37.9%	2nd Half: 9-20 45.0%	Game: 40.8%
3-Pt. FG %	1st Half: 0-7 0.0%	2nd Half: 3-8 37.5%	Game: 20.0%
F Throw %	1st Half: 2-4 50.0%	2nd Half: 5-7 71.4%	Game: 63.6%

Miami	tot	3-pt	rebounds													
#/ Player	f	d	fga	ft	fta	of	d	tp	a	b	s	min				
21 Erik Swoope	f	2	5	0	0	3	0	3	4	4	0	1	0	22		
3 Kenny Kadij	c	2	6	0	0	2	2	5	1	6	0	0	2	23		
01 Darnold Scott	g	8	2	0	3	1	2	1	4	5	1	5	1	12	35	
03 Malcolm Grant	g	5	14	4	7	10	0	4	4	1	21	0	0	2	32	
25 Garrius Adams	g	2	8	2	1	7	1	2	0	4	1	7	1	2	0	32
00 Shane Larkin	2	6	1	3	3	3	1	5	6	1	8	4	1	0	1	28
04 Trey McKinney Jones	3	9	0	3	3	4	2	3	5	2	9	1	0	1	0	22
10 Raphael Akpejiro	0	0	0	0	0	0	0	0	0	1	0	0	0	1	0	6
TEAM						2	2	4			1					
Totals	18	56	7	27	17	23	12	24	36	12	60	1	7	4	200	

TOTAL FG%	1st Half: 14-32 43.8%	2nd Half: 4-24 16.7%	Game: 32.1%
3-Pt. FG%	1st Half: 5-15 33.3%	2nd Half: 2-12 16.7%	Game: 25.9%
F Throw %	1st Half: 9-11 81.8%	2nd Half: 8-12 66.7%	Game: 73.9%

Officials: Doug Sirmons, Ron Groover, J.B. Caldwell

Technical fouls: Florida Gulf Coast-None. Miami-None.

Attendance: 3,316  
Score by Periods

Score by Periods	1st	2nd	Total
Florida Gulf Coast	24	26	50

Miami	42	18	60
-------	----	----	----

2nd chance points-FGCU 10,UM 6. Fast break points-FGCU 2,UM 7.

Bench points-FGCU 16,UM 17. Score tied-6 times. Lead changed-2  
 Last FG FGCU 2nd 02:55, UM 2nd 02:04

Last FG-FGCU 2nd-00:55, UM 2nd-02:04.  
 Largest lead-FGCU by 4 1st-13:53 UM by 18 1st-01:01

Largest lead-FGLU by 4 1st-13:53, UM by

**Miami 61 at Ole Miss 64 (ot)      Game 5**  
**11-25-11      at Smith Coliseum**

Dundreous Nelson scored 17 points, while Murphy Holloway added 13 points and a game-high 17 rebounds Friday night as Mississippi defeated Miami 64-61 in overtime. The Rebels (5-1) took the lead for good, 60-58, on a dunk by Holloway with 3:06 left in overtime and survived potential game-winning and game-tying shots by Malcolm Grant at the end of regulation and in overtime. Jarvis Summers had 13 points and Terrence Henry added 12 for Ole Miss. The Rebels played without starting forward Reginald Buckner, who sat out due to a knee injury suffered in practice Thursday. He is expected to return in December. Ole Miss raced to a 17-0 lead in the opening 8 minutes and led 46-41 with 8 minutes left in regulation before Miami rallied to force overtime. Grant led the Hurricanes (4-1) with 22 points, including 6 of 12 from 3-point range. Grant's final 3-point shot pulled Miami within 62-61 with 21 seconds remaining in overtime. Ole Miss followed Grant's 3 with a pair of free throws from Summers with 20 seconds left to build the 64-61 cushion. Durand Scott added 13 points and Trey McKinney 12 for Miami. Scott had his final shot blocked by Nelson and Grant recovered the ball outside the 3-point line, but was forced to rush an unsuccessful 3 at the buzzer. Miami, which trailed 29-25 at halftime, finished 22 of 60 (36.7 percent) from the field. Ole Miss was 19 of 50 (38 percent) from the field. The Hurricanes were 8 of 13 (61.5 percent) from the free-throw line, while the Rebels finished 19 of 30 (63.3 percent) from the stripe. In overtime, Ole Miss converted 8 of 10 free-throw opportunities, including five from Summers. Miami managed only 2 of 4 in the extra frame, both from Scott.

Miami 4-1		tot			3-pt			rebounds											
#	Player	f	g	a	f	g	a	ft	a	of	d	tot	pf	tp	a	to	b	s	min
21	Erik Swopce	f	3	4	0	0	0	0	0	2	1	3	4	6	0	2	1	0	36
35	Kenny Kadji	f	1	4	0	0	0	0	0	1	1	1	2	0	0	1	2	0	11
01	Durand Scott	g	3	9	1	3	6	9	0	6	6	3	13	4	6	0	1	43	
03	Malcolm Grant	g	8	18	6	12	0	0	0	3	3	2	22	1	0	0	0	41	
25	Garrison Adams	g	1	5	0	2	2	4	1	6	7	2	4	1	2	0	3	30	
00	Shane Larkin	1	8	0	3	0	0	0	1	1	2	4	2	4	2	0	6	29	
04	Trey McKinney Jones	5	10	2	5	0	0	0	2	7	9	5	12	3	2	0	0	31	
10	Raphael Akpejor	0	1	0	0	0	0	0	1	0	1	0	0	0	0	0	0	2	
15	Ron Brown	0	1	0	1	0	0	0	0	0	0	0	0	0	0	1	0	1	
TEAM								3			2								
Totals		22	60	9	26	8	13	10	27	37	21	61	13	16	3	11	25		

TOTAL FG%	1st Half: 9-28 32.1%	2nd Half: 11-25 44.0%	Game: 36.7%
3-Pt. FG%	1st Half: 4-9 44.4%	2nd Half: 4-14 28.6%	Game: 34.6%
FThrow %	1st Half: 3-5 60.0%	2nd Half: 3-4 75.0%	Game: 61.5%

#	Player	fg	fga	3-pt	3-pt	rebounds	of	d	tp	tp	a	b	s	min				
01	Herry,Terrance	f	2	9	1	3	7	8	1	5	6	2	12	1	1	1	0	40-
31	Holloway,Murphy	f	5	10	0	1	3	6	5	12	17	1	13	1	3	1	0	41-
04	Cox,Demarco	c	1	2	0	0	0	0	1	2	3	2	2	1	3	1	0	19-
20	Williams,Nick	g	2	7	1	4	2	2	0	3	3	7	2	1	0	2	33-	
32	Summers,Jarvis	g	3	8	1	4	6	10	0	1	1	4	13	3	1	0	1	32-
03	Jones,Jamal	0	0	0	0	0	0	0	0	0	0	0	1	0	0	0	0	2-
05	Nelson,Dundreco	6	11	4	8	1	4	0	0	0	0	4	17	0	6	3	3	28-
12	Aniefiok,Maurice	0	3	0	1	0	0	0	2	2	2	0	2	1	0	0	0	18-
15	Short,Steadman	0	0	0	0	0	0	0	1	1	1	0	0	0	0	1	0	4-
34	Jones,Aaron	0	0	0	0	0	0	0	2	2	0	0	0	0	0	0	0	8-
	TEAM								2	2	4							
	Totals	19	50	7	21	19	30	1	9	30	39	19	64	11	16	7	6	225-

TOTAL FG%	1st Half: 9-23 39.1%	2nd Half: 9-23 39.1%	Game: 38.0%
3-Pt. FG%	1st Half: 5-10 50.0%	2nd Half: 2-9 22.2%	Game: 33.3%
F Throw %	1st Half: 6-9 66.7%	2nd Half: 5-11 45.5%	Game: 63.3%

Technical fouls: Miami-None. Ole Miss-None.

Attendance: 4,721

Scores by Periods	1st	2nd	3rd
1st	10	10	10
2nd	10	10	10
3rd	10	10	10
4th	10	10	10
5th	10	10	10
6th	10	10	10
7th	10	10	10
8th	10	10	10
9th	10	10	10
10th	10	10	10
11th	10	10	10
12th	10	10	10
13th	10	10	10
14th	10	10	10
15th	10	10	10
16th	10	10	10
17th	10	10	10
18th	10	10	10
19th	10	10	10
20th	10	10	10
21st	10	10	10
22nd	10	10	10
23rd	10	10	10
24th	10	10	10
25th	10	10	10
26th	10	10	10
27th	10	10	10
28th	10	10	10
29th	10	10	10
30th	10	10	10
31st	10	10	10
32nd	10	10	10
33rd	10	10	10
34th	10	10	10
35th	10	10	10
36th	10	10	10
37th	10	10	10
38th	10	10	10
39th	10	10	10
40th	10	10	10
41st	10	10	10
42nd	10	10	10
43rd	10	10	10
44th	10	10	10
45th	10	10	10
46th	10	10	10
47th	10	10	10
48th	10	10	10
49th	10	10	10
50th	10	10	10
51st	10	10	10
52nd	10	10	10
53rd	10	10	10
54th	10	10	10
55th	10	10	10
56th	10	10	10
57th	10	10	10
58th	10	10	10
59th	10	10	10
60th	10	10	10
61st	10	10	10
62nd	10	10	10
63rd	10	10	10
64th	10	10	10
65th	10	10	10
66th	10	10	10
67th	10	10	10
68th	10	10	10
69th	10	10	10
70th	10	10	10
71st	10	10	10
72nd	10	10	10
73rd	10	10	10
74th	10	10	10
75th	10	10	10
76th	10	10	10
77th	10	10	10
78th	10	10	10
79th	10	10	10
80th	10	10	10
81st	10	10	10
82nd	10	10	10
83rd	10	10	10
84th	10	10	10
85th	10	10	10
86th	10	10	10
87th	10	10	10
88th	10	10	10
89th	10	10	10
90th	10	10	10
91st	10	10	10
92nd	10	10	10
93rd	10	10	10
94th	10	10	10
95th	10	10	10
96th	10	10	10
97th	10	10	10
98th	10	10	10
99th	10	10	10
100th	10	10	10

### Score by Periods

Ole Miss	29	25	10	64
----------	----	----	----	----

Points in the paint-UM 20,OLEMISS 20. Points off turnover

Bench points-UM 14,OLEMISS 17. Score tied-6 times. Lead changed-4 times.

Last FG-UM OT-00:23, OLEMISS OT-03:10.

Largest lead-UM by 5 2nd-04:50, OLEMIS

# 2011-12 Box Scores

## Miami 65 at Purdue 76 11-29-11 Game 6 at Mackey Arena

Miami went to a small lineup, and Purdue made the Hurricanes pay. The Boilermakers shot 55 percent to defeat Miami 76-65 in the Big Ten/ACC Challenge. Miami didn't have a starter taller than 6-foot-6. That prompted Purdue, which normally takes more than 40 percent of its shots from beyond the 3-point line, to focus on shooting from close range. The Boilermakers still took 16 3-pointers, but they made 22 of 31 shots inside the 3-point line. Hurricanes coach Jim Larranaga knew he was taking a risk. Robbie Hummel had 17 points and five rebounds, Lewis Jackson scored 15 points and Terone Johnson added 13 for the Boilermakers, who won their Challenge matchup for the third straight year and claimed their 22nd straight home victory. Jackson is only 5-foot-9, but he was one of the main beneficiaries of Purdue's aggressive approach. The point guard constantly weaved his way through Miami's defense. Purdue reserves Terone Johnson and Anthony Johnson combined to score 15 points in the second half. Malcolm Grant and Shane Larkin each scored 16 points for Miami (4-2). Larkin had averaged just 5.3 points this season before the outburst. But the Boilermakers held Miami to 39 percent shooting, in part because they stopped Miami's penetration. The Hurricanes have dropped their first two road games. They lost 64-61 at Mississippi on Friday night. Purdue led 37-25 lead at halftime. Hummel had nine points and Jackson eight at the break. Jackson opened the second-half scoring with an acrobatic layup. He was fouled on the shot and converted the three-point play. Purdue increased its lead to 49-36 before Larkin hit two 3-pointers during an 8-0 run to cut the deficit to 49-44. Purdue regained control with a layup by Anthony Johnson and a basket by Terone Johnson after a steal by Jacob Lawson. Kelsey Barlow then stole Miami's inbound pass and found Anthony Johnson for a layup to push Purdue's lead back up to 61-50 with 8:40 to play. The Boilermakers remained in control from there. Hummel made 4 of 4 free throws in the final minute to seal the win.

Miami 4-2	tot	3-pt	rebounds												
## Player	f	g	fga	fg	ft	fta	of	de	tot	pf	tp	a	b	s	min
21 Erik Swoope	f	2	2	0	0	0	1	1	5	4	1	1	1	1	19
01 Durand Scott	g	3	7	0	2	6	1	1	2	3	12	2	1	0	32
03 Malcolm Grant	g	6	15	2	6	2	0	3	3	2	16	1	3	0	35
04 Trey McKinney Jones	g	3	10	2	6	2	2	5	7	2	10	4	1	0	32
25 Garrus Adams	g	1	5	0	2	0	0	1	1	3	2	1	0	0	21
00 Shane Larkin	5	9	4	2	2	0	0	4	16	2	1	0	0	21	
10 Raphael Akpejori	0	2	0	0	2	5	2	7	3	2	1	3	0	1	14
15 Rion Brown	1	4	0	3	1	2	1	3	4	0	3	0	0	0	24
35 Kenny Kadji	0	0	0	0	0	0	0	0	0	0	0	1	0	0	2
TEAM							1	3	4						
Totals	21	54	8	23	15	20	19	29	22	65	12	11	4	200	

TOTAL FG%	1st Half: 8-29 27.6%	2nd Half: 13-25 52.0%	Game: 38.9%
3-Pt. FG%	1st Half: 3-12 25.0%	2nd Half: 5-11 45.5%	Game: 34.8%
F Throw %	1st Half: 6-8 75.0%	2nd Half: 9-12 75.0%	Game: 75.0%

Purdue 7-1		tot		3-pt		rebounds										
##	Player	fg	fga	fg	fga	fta	of	de	tot	pf	tp	a	b	s	min	
04	Hummel, Robbie *	5	8	1	4	6	7	0	5	5	3	17	0	1	1	30
12	Barlow, Kelsey *	1	7	0	1	5	6	1	3	4	3	7	2	0	1	29
23	Jackson, Lewis *	4	7	0	1	7	11	1	3	4	3	15	2	3	0	23
24	Smith, Ryne *	2	5	2	5	0	0	1	1	1	6	2	2	0	0	25
55	Marcus, Sandi *	1	1	0	0	2	3	0	2	2	1	4	0	3	0	11
00	Johnson, Terone	6	9	1	3	0	1	1	2	3	1	13	1	0	1	22
01	Johnson, Anthony	4	7	0	2	0	0	3	3	1	8	2	0	0	1	23
21	Byrd, D.J.	0	0	0	0	0	0	0	0	0	2	0	0	0	0	9
34	Lawson, Jacob	2	2	0	0	1	1	0	1	2	4	0	0	2	1	18
50	Carroll, Travis	1	1	0	0	0	2	1	3	0	2	1	1	0	1	8
TEAM		2 2														
Totals		26	47	4	16	20	29	6	22	28	17	76	10	10	5	200

TOTAL FG%	1st Half: 14-26 53.8%	2nd Half: 12-21 57.1%	Game: 55.3%
3-Pt. FG%	1st Half: 3-10 30.0%	2nd Half: 1-6 16.7%	Game: 25.0%
F Throw %	1st Half: 6-8 75.0%	2nd Half: 14-21 66.7%	Game: 69.0%

Officials: Mike Sanzere, Lamont Simpson, Ed Corbett  
Technical fouls: Miami-None. Purdue-None.

Attendance: 13,927

Score by Periods	1st	2nd	Total
Miami	25	40	65
Purdue	37	39	76

Points in the paint-UM 0, PUR 0. Points off turnovers-UM 5, PUR 13.  
2nd chance points-UM 10, PUR 4. Fast break points-UM 0, PUR 0.  
Bench points-UM 21, PUR 27. Score tied-3 times. Lead changed-3 times.  
Last FG-UM 2nd-01:00, PUR 2nd-02:26.  
Largest lead-UM by 2 1st-19:12, PUR by 14 2nd-15:09.

## UMass 75 vs. Miami 83 12-03-11 Game 7 BankUnited Center

Durand Scott scored 16 points to lead Miami to an 83-75 victory over UMass. Scott scored all of his points on free throws as he finished 0-for-6 from the field but made 16-of-18 free throw attempts. Scott also had six assists and six rebounds. The Hurricanes (5-2) overcame a Minutemen comeback and clinched the win on Kenny Kadji's slam dunk with 24 seconds remaining for an 81-74 lead. Massachusetts had three attempts to cut a 79-74 deficit under two minutes but Sean Carter missed two free throws. Chaz Williams' running jumper fell off the rim and Kadji blocked Carter's short field goal attempt with 1:31 left. Malcolm Grant scored 15 points and Shane Larkin finished with 14 points for the Hurricanes. Williams scored 22 points to lead the Minutemen (6-3). Williams converted four free throws and Raphael Putney scored two free throws as The Minutemen rallied from a 73-64 deficit and cut the Miami lead to 73-70 with 4:29 left. Williams' jumper with 2:36 left again cut the Miami lead to 77-74. Scott converted two free throws with 2:01 left and pushed the Hurricanes' advantage to 79-74. Massachusetts rallied from its second 11-point deficit early in the second half with seven unanswered points. Carter's dunk with 11:59 remaining capped the run and got the Minutemen within 50-46. Grant and Trey McKinney Jones scored five points each and Scott converted 5-of-6 free throws as Miami outscored Massachusetts, 17-1, and took the lead for good during a 7:56 stretch late in the first half. Grant's corner 3-pointer with 1:45 remaining capped the run and gave the Hurricanes a 39-26 lead. The Minutemen's field goal scoring drought ended on Carter's dunk with 1:31 remaining. UMass missed five field goal attempts and committed three turnovers during the Hurricanes' spurt. Jesse Morgan's jumper with 39 seconds remaining cut Miami's lead to 41-31 at halftime. The Hurricanes twice had seven-point leads in the opening four minutes of the first half but the Minutemen kept the deficit within two possessions. Williams' second of consecutive 3-pointers gave Massachusetts a 25-22 lead with 8:41 left.

UMASS 6-3		tot-fg		3-pt		rebounds												
##	Player	f	a	fg	fga	fg	fga	fta	of	de	tot	pf	a	b	s	min		
33	VINSON, Terrell	f	1	4	0	3	3	4	0	6	6	3	5	1	4	0	26	
54	CARTER, Sean	c	4	8	0	0	4	7	5	3	8	4	12	1	2	1	29	
00	FARRELL, Javorn	g	1	6	1	2	2	2	1	2	3	3	5	2	1	0	22	
03	WILLIAMS, Chaz	g	6	17	3	6	7	8	2	2	4	4	22	4	2	0	1	39
04	RILEY, Freddie	g	2	9	1	5	1	2	1	4	5	1	6	0	0	0	16	
01	ESHO, Maxie	1	3	0	0	1	2	1	2	3	3	3	0	2	0	1	15	
05	MORGAN, Jesse	4	9	2	6	0	0	1	1	2	1	10	2	0	0	0	24	
10	LALANNE, Cady	2	4	0	0	0	0	2	4	6	4	4	0	2	0	0	10	
34	PUTNEY, Raphael	3	6	0	2	2	2	0	4	4	4	8	2	1	2	0	19	
TEAM		4 4																
Totals		24	66	7	24	20	27	17	28	45	27	75	12	14	3	6	200	

TOTAL FG%	1st Half: 11-30 36.7%	2nd Half: 13-36 36.1%	Game: 36.4%
3-Pt. FG%	1st Half: 5-13 38.5%	2nd Half: 2-11 18.2%	Game: 29.2%
F Throw %	1st Half: 4-7 57.1%	2nd Half: 16-20 80.0%	Game: 74.1%

Miami 5-2		tot-fg	3-pt	rebounds														
##	Player	fg	fga	3-pt	fta	of	de	tot	pf	a	b	s	min					
04	Trey McKinney Jones	f	4	9	2	5	0	0	8	8	4	10	3	1	0	32		
10	Raphael Akpejori	f	2	2	0	0	2	3	1	3	4	6	0	0	10	15		
00	Shane Larkin	g	4	9	2	3	4	4	1	3	4	14	2	3	1	22		
01	Durand Scott	g	0	6	0	0	16	18	2	4	6	3	16	1	0	1	36	
03	Malcolm Grant	g	5	14	3	7	2	4	0	2	2	3	15	2	2	0	1	34
15	Rion Brown	2	6	1	2	2	2	1	1	2	0	7	0	3	1	0	19	
21	Erik Swoope	3	6	0	0	0	2	1	1	2	3	6	1	0	1	0	17	
35	Kenny Kadji	4	7	0	0	1	3	2	5	7	3	9	0	1	3	0	25	
TEAM		1 5 6																
Totals		24	59	8	17	27	36	10	30	40	23	83	14	11	7	6	200	

TOTAL FG%	1st Half: 13-32 40.6%	2nd Half: 11-27 40.7%	Game: 40.7%
3-Pt. FG%	1st Half: 5-9 55.6%	2nd Half: 3-8 37.5%	Game: 47.1%
F Throw %	1st Half: 10-12 83.3%	2nd Half: 17-24 70.8%	Game: 75.0%

Officials: Brian O'Connell, Tim Kelly, Sean Hull

Technical fouls: UMass-None. Miami-None.

Attendance: 4,653

Score by Periods	1st	2nd	Total
UMass	31	44	75
Miami	41	42	83

Points in the paint-UMASS 18, UM 20. Points off turnovers-UMASS 11, UM 19.  
2nd chance points-UMASS 14, UM 10. Fast break points-UMASS 7, UM 11.  
Bench points-UMASS 25, UM 22. Score tied-6 times. Lead changed-3 times.  
Last FG-UMASS 2nd-02:36, UM 2nd-00:23.  
Largest lead-UMASS by 3 1st-08:43, UM by 13 1st-01:46.

## Memphis 71 vs. Miami 54 12-06-11 Game 8 BankUnited Center

Sophomore Will Barton had career highs of 27 points and 14 rebounds to help No. 21-ranked Memphis overcome a poor night of outside shooting and beat the Miami Hurricanes 71-54. The Tigers, who sank 15 3-pointers in a rout three nights earlier, went 1 for 12 from beyond the arc. They repeatedly worked the ball inside in the second half to pull away. Memphis (5-2) won its third game in a row. The Hurricanes (5-3) lost in their first game against a ranked team, and the defeat snapped a streak of 27 consecutive non-conference home victories. Barton shot 12 for 20, including three alley-oop dunks, and he added four steals. Chris Crawford totaled nine points, five assists and four steals. Adonis Thomas had 10 rebounds for the Tigers, who had a 44-37 advantage on the boards. The Hurricanes raced to a 7-0 lead but cooled off after that and shot just 36 percent. Their point total was a season low. Miami's talented guard trio of Durand Scott, Malcolm Grant and Shane Larkin combined for only 22 points. Kenny Kadji had 12 points for the Hurricanes, and Scott and Trey McKinney Jones added 10 apiece. There were seven lead changes in the first half. The Tigers took a 27-26 lead into the second half and slowly pulled away. Joe Jackson was 0 for 6 from the field before he sank the Tigers' only 3-pointer to put them up 40-35. Crawford fed Barton for scores on consecutive possessions, then made a three-point play that made it 53-46. Stan Simpson's layup gave the Tigers their first double-digit lead, 59-49, and the Tigers sank eight free throws in the final four minutes to increase their cushion. The Hurricanes sank consecutive 3-pointers en route to the 7-0 lead. Barton made a steal and dunk for the Tigers' first basket, then scored on their next two possessions as well. Barton dunked on an alley-oop pass from Crawford to give the Tigers their first lead, 14-13. The Hurricanes missed eight of their final nine shots in the opening half to fall behind for good.

Memphis 5-2		tot-fg		3-pt		rebounds												
##	Player	f	g	fga	fg	fga	ft	a	of	de	tot	pf	tp	a	b	s	min	
11	WITHERSPOON, Wesley	0	6	0	2	0	0	1	3	4	2	0	2	0	0	2	0	15
32	SIMPSON, Stan	f	3	3	0	2	2	0	1	1	3	8	0	0	0	1	0	13
01	JACKSON, Joe	g	1	7	1	3	5	6	0	1	1	8	3	0	1	0	1	25
03	CRAWFORD, Chris	g	4	6	0	1	1	1	0	1	1	4	9	5	2	1	4	30
05	BARTON, Will	g	12	20	0	2	3	7	5	9	14	27	3	1	2	4	39	
02	BARTON, Antonio	2	3	0	0	0	0	0	1	1	3	4	1	1	0	1	24	
10	BLACK, Tarik	3	4	0	0	3	4	3	3	6	4	9	0	1	1	0	26	
35	THOMAS, Adonis	3	11	0	4	0	0	2	8	10	1	6	0	0	1	0	28	
TEAM									2	1	3							
Totals			28	60	1	12	14	20	13	28	41	19	71	12	8	7	10200	

TOTAL FG%	1st Half: 12-37 32.4%	2nd Half: 16-23 69.6%	Game: 46.7%
3-Pt. FG%	1st Half: 0-7 0.0%	2nd Half: 1-5 20.0%	Game: 8.3%
F Throw %	1st Half: 3-5 60.0%	2nd Half: 11-15 73.3%	Game: 70.0%

Miami 5-3	tot	fg	3-pt	rebounds												
## Player	fg	fga	fga	fta	of	de	tot	pf	tp	a	b	s	min			
10 Raphael Akpejorif	0	1	0	0	2	4	1	1	2	2	0	3	10	13		
00 Shane Larkin	g	3	8	0	2	1	1	0	3	3	6	1	0	1	26	
01 Durand Scott	g	4	12	1	2	1	3	5	6	1	7	5	2	0	32	
03 Malcolm Grant	g	2	9	1	5	0	0	2	2	1	5	0	2	0	29	
04 TreyMcKinneyJones	g	4	8	2	6	0	0	5	5	4	10	1	3	0	36	
15 Rion Brown	1	4	1	2	3	4	0	1	1	0	6	0	0	0	19	
21 Erik Swoope	1	4	0	0	0	0	3	1	4	5	2	0	0	0	15	
25 Garrus Adams	0	0	0	0	0	0	0	0	0	0	0	0	1	0	5	
35 Kenny Kadji	5	10	0	1	2	6	2	4	6	2	12	0	1	4	1	25
TEAM							4	4				1				
Totals		20	56	5	18	9	18	11	22	33	15	54	6	14	5	200

TOTAL FG%	1st Half: 9-30 30.0%	2nd Half: 11-26 42.3%	Game: 35.7%
3-Pt. FG%	1st Half: 4-10 40.0%	2nd Half: 1-8 12.5%	Game: 27.8%
F Throw %	1st Half: 4-7 57.1%	2nd Half: 5-11 45.5%	Game: 50.0%

Officials: Randy Heimerman, Doug Simons, Zelton Steed

Technical fouls: Memphis-None. Miami-None.

Attendance: 4,500

Score by Periods	1st	2nd	Total
Memphis	27	44	71
Miami	26	28	54

# 2011-12 Box Scores

## West Virginia 77, Miami 66 12-10-11

Game 9  
WVU Coliseum

Darryl "Truck" Bryant scored a career-high 27 points and West Virginia's defense put the clamps on Miami for a 77-66 nonconference victory. Miami (5-4) lost for the fourth time in its last five contests. The Hurricanes started the season 4-0. Malcolm Grant scored 17 points to lead the Hurricanes and Kenny Kadji and Garrius Adams had 15 points apiece. The Hurricanes owned a 37-35 first half lead as both teams shot 50 percent from the field. The edge belonged to the visitors because they made 6 of 12 triples in the first 20 minutes. But after intermission, West Virginia stifled the Hurricanes, who continually came up with empty possessions as Bryant and the Mountaineers pushed the lead. In fact, Miami's first field goal came with 11:01 left in the game. By then, WVU had the tussle in hand. Trailing by a basket, West Virginia jumped out to an 8-0 lead for a 43-37 lead with 17:26 left. Bryant and Kilici scored all 12 points as the Mountaineers assumed a 51-39 lead with 14:56 to go. In fact, Miami went seven consecutive possessions without scoring a field goal. The Hurricanes' three free throws at the time were not enough against a soaring West Virginia team, which had outscored Miami 25-3 by the 11:27 mark. Freshman Aaron Brown's 3-pointer at that juncture gave the Mountaineers their largest lead, 60-40. West Virginia shot 54 percent (27 of 50) from the floor, 40 percent from long range (8 of 20) and 83.3 percent from the foul line (15 of 18). After hitting half of their 30 first-half shots, the Hurricanes made just 36 percent from the field (9 of 25) and 27.3 (3 of 11) from 3 in the second half. Miami outrebounded West Virginia 15-14 in the first half, but like the defense, the board work picked up for the home team. It out-caromed the Hurricanes 33-26 for the game.

Miami 5-4		tot		3-pt		rebounds									
#	Player	fg	fga	fg	fga	ft	fta	of	de	tot	pf	tp	a	b	s
21	Erik Swoope	f	0	2	0	0	0	1	2	3	2	0	0	0	14
35	Kenny Kadji	c	4	6	3	3	4	6	0	3	3	5	1	3	0
01	Durand Scott	g	3	10	0	0	0	3	3	6	3	6	2	1	0
03	Malcolm Grant	g	7	14	1	6	2	2	2	1	17	2	1	0	37
04	Trey McKinney Jones	g	1	5	0	3	0	0	1	1	4	2	0	2	20
00	Shane Larkin	3	8	1	5	1	2	1	1	2	1	8	1	2	0
10	Raphael Akpejori	1	3	0	0	1	2	1	2	3	3	0	0	0	16
15	Rion Brown	0	0	0	0	0	0	0	0	0	0	0	0	0	2
25	Garrius Adams	5	7	4	6	1	3	1	2	3	1	15	2	0	32
TEAM															
Totals															

TOTAL FG% 1st Half: 15-30 50.0% 2nd Half: 9-25 36.0% Game: 43.6%  
3-Pt. FG% 1st Half: 6-12 50.0% 2nd Half: 3-11 27.3% Game: 39.1%  
F Throw % 1st Half: 1-3 33.3% 2nd Half: 8-12 66.7% Game: 60.0%

WEST VIRGINIA 6-2		tot		3-pt		rebounds									
#	Player	fg	fga	fg	fga	ft	fta	of	de	tot	pf	tp	a	b	s
05	JONES, Kevin	f	4	12	0	4	4	2	7	9	1	12	2	0	11
13	KILICI, Deniz	f	7	11	0	0	4	6	1	7	8	3	18	5	2
55	MILES, Keaton	f	0	1	0	0	0	0	1	1	1	0	0	0	6
04	HINDS, Jabarie	g	0	2	0	2	0	0	1	1	1	0	1	0	0
25	BRYANT, Darryl	g	9	12	5	7	4	4	4	4	2	27	4	0	1
12	BROWN, Aaron	3	6	1	3	0	0	1	1	2	1	7	1	0	0
14	BROWNE, Gary	3	5	2	4	1	2	0	2	2	3	9	6	3	0
34	NOREEN, Kevin	1	1	0	0	2	2	1	3	4	3	4	0	0	1
TEAM															
Totals															

TOTAL FG% 1st Half: 13-26 50.0% 2nd Half: 14-24 58.3% Game: 54.0%  
3-Pt. FG% 1st Half: 4-12 33.3% 2nd Half: 4-8 50.0% Game: 40.0%  
F Throw % 1st Half: 5-6 83.3% 2nd Half: 10-12 83.3% Game: 83.3%

Officials: Jim Burr, John Gaffney, Jamie Luckie  
Technical fouls: Miami=None. WEST VIRGINIA=None.  
Attendance: 12,257  
Score by Periods  
1st 2nd Total  
Miami 37 29 66  
WEST VIRGINIA 35 42 77  
Kadji (UM) fouled out with 2:19 left in the game.

Points in the paint-UM 14, WVU 24. Points off turnovers-UM 11, WVU 19.  
2nd chance points-UM 5, WVU 7. Fast break points-UM 4, WVU 0.  
Bench points-UM 26, WVU 20. Score tied-2 times. Lead changed-1 time.  
Last FG-UM 2nd-00:29, WVU 2nd-02:18.  
Largest lead-UM by 8 1st-13:48, WVU by 20 2nd-11:27.

## Miami 93, FAU 90 (2ot) 12-17-11

Game 10  
BankAtlantic Center

Center Reggie Johnson made his season debut to give the Miami Hurricanes a lift, and they overcame the heroics of freshman Omari Grier to beat Florida Atlantic in double overtime, 93-90. Johnson, back after undergoing right knee surgery in June, came off the bench and had 15 points, nine rebounds, five blocks and five assists. Grier, making his first start, scored a season-high 27 points. He sank a 3-pointer for the final points in regulation, and another 3 to force the second overtime. Miami (6-4) shot 62 percent, including 14 for 20 from 3-point range. Florida Atlantic (4-7) went 15 for 29 on 3-pointers. The Hurricanes' Kenny Kadji scored 21 points and was chosen as the game's most valuable player in the Orange Bowl Classic game. He went 4 of 5 from 3-point range. Durand Scott added 18 points, and reserve Rion Brown scored 15 in 27 minutes. Raymond Taylor had 20 points and nine assists for Florida Atlantic. Leading scorer Greg Gantt sat out because of a sprained left ankle. The narrow defeat was the second in a row for the Owls against an opponent from a major conference. They led at Mississippi State with less than 10 minutes left Tuesday before losing. Florida Atlantic fell to 1-21 against Miami. Malcolm Grant's 3-pointer with 3:20 left in the game put the Hurricanes ahead to stay, 87-84. Grant then fed Scott for a layup, and Kadji and Scott each made two free throws in the final 68 seconds. Even so, the Owls had a chance to send the game to a third OT, but Taylor missed a 25-footer with one second left. Florida Atlantic trailed 71-65 before sinking three baskets in the final 40 seconds of the second half to force overtime. Grier's 3-pointer with less than 2 seconds left made it 72-all. Grier sank another 3-pointer to tie the game again at 82 with 33 seconds left in the first overtime. He finished 7 of 12 from behind the arc. Scott made a pair of 3-pointers to help the Hurricanes take a 10-2 lead, and their biggest margin was 25-15. Grier hit consecutive 3-pointers and Taylor hit a driving layup during an 8-0 run that gave the Owls their largest lead at 48-43.

FAU 4-7		tot		3-pt		rebounds									
#	Player	fg	fga	fg	fga	ft	fta	of	de	tot	pf	tp	a	b	s
52	White, Kore	f	8	13	2	3	0	0	4	2	6	0	18	0	3
02	Taylor, Raymond	g	7	17	4	9	2	2	1	2	3	2	20	4	0
10	Mavin, Dennis	g	0	2	0	0	0	0	1	1	2	1	0	2	0
25	Bertone, Pablo	g	2	12	1	4	1	2	5	6	4	6	2	2	0
31	Grier, Omari	g	9	17	7	12	2	0	3	3	3	27	2	1	0
01	Richardson, Shavar	0	0	0	0	1	1	0	0	0	1	1	0	0	4
04	Matthews, Andre	0	0	0	0	0	0	0	0	0	0	0	0	0	1
05	Tucker, Alex	4	6	1	1	4	5	1	1	2	3	13	7	3	0
21	McCoy, Jordan	2	4	0	0	1	2	3	3	6	5	5	0	1	0
TEAM															
Totals															

TOTAL FG% 1st Half: 10-29 34.5% 2nd Half: 16-29 55.2% Game: 45.1%  
3-Pt. FG% 1st Half: 5-11 45.5% 2nd Half: 8-13 61.5% Game: 51.7%  
F Throw % 1st Half: 5-8 62.5% 2nd Half: 2-2 100% Game: 78.6%

Miami 6-4		tot		3-pt		rebounds									
#	Player	fg	fga	fg	fga	ft	fta	of	de	tot	pf	tp	a	b	s
21	Erik Swoope	f	1	2	0	0	0	0	1	1	2	0	0	1	1
35	Kenny Kadji	c	7	11	3	3	4	5	0	3	3	1	21	0	2
01	Durand Scott	g	7	11	2	5	2	2	0	1	1	3	18	2	0
03	Malcolm Grant	g	2	5	2	3	6	0	3	3	2	9	5	0	2
04	Trey McKinney Jones	4	5	2	3	0	0	0	3	3	2	10	4	2	1
00	Shane Larkin	1	3	1	2	0	0	0	2	2	3	3	4	2	0
15	Rion Brown	5	7	4	5	1	2	0	0	2	15	0	1	0	0
42	Reggie Johnson	4	6	0	0	7	10	2	7	9	3	15	5	2	1
TEAM															
Totals															

TOTAL FG% 1st Half: 13-24 54.2% 2nd Half: 12-17 70.6% Game: 62.0%  
3-Pt. FG% 1st Half: 6-9 66.7% 2nd Half: 5-6 83.3% Game: 70.0%  
F Throw % 1st Half: 2-2 100% 2nd Half: 9-15 60.0% Game: 68.0%

Officials: Ray Matili, Andrew Marotta, Dwayne Gladden  
Technical fouls: FAU=None. Miami=None.  
Attendance: 11,262  
Score by Periods  
1st 2nd OT OT2 Total  
FAU 30 42 10 8 90  
Miami 34 38 10 11 93

Points in the paint-FAU 32,UM 28. Points off turnovers-FAU 32,UM 17.  
2nd chance points-FAU 4,UM 2. Fast break points-FAU 9,UM 7.  
Bench points-FAU 19,UM 33. Score tied-11 times. Lead changed-10 times.  
Last FG-FAU OT2-00:09, UM OT2-02:24.  
Largest lead-FAU by 5 2nd-12:31, by 10 1st-06:51.

## Miami 76, Charlotte 61 12-22-11

Game 11  
Halton Arena

Kenny Kadji scored 18 points and grabbed 10 rebounds and Miami pulled away in the second half to beat Charlotte 76-61. Durand Scott added 14 points and Reggie Johnson and Rion Brown added 11 each for the Hurricanes (7-4), who made up for the absence of leading scorer Malcolm Grant by shooting 54 percent (27 of 50) from the field and hitting 8 of 19 3-pointers. All-ACC guard Grant was out of the lineup due to a death in his family. Charlotte (7-3) managed to keep things close early, leading twice in the first five minutes - the last at 9-6 on two Braswell free throws with 14:53 to go in the first half. It then tied it at 18 on K.J. Sherrill's free throw with 8:02 left until halftime. The Hurricanes then took the lead on Trey McKinney Jones' 3-pointer from the corner. Miami then closed out the half on a 13-6 run to lead 31-24 at the break. The 49ers opened the second half with a 12-6 run, capped by Derrio Green's 3-pointer with 16:24 left in the second half, to cut the Hurricanes' lead to 37-36. However, Miami responded by hitting five straight 3s - two by Kadji - during a 21-10 run to push its lead to 60-43 with 8:06 remaining. Charlotte got no closer than nine points the rest of the way. Chris Braswell finished with 12 points for the 49ers, who shot just 32.2 percent (19 of 59) - including 8 of 23 on 3-pointers, in snapping their five-game winning streak.

Miami 7-4		tot		3-pt		rebounds									
#	Player	fg	fga	fg	fga	ft	fta	of	de	tot	pf	tp	a	b	s
35	Kenny Kadji	f	7	9	2	2	3	1	9	10	1	18	0	1	2
42	Reggie Johnson	c	3	7	0	0	5	6	2	5	7	2	11	3	4
00	Shane Larkin	g	2	7	1	5	3	4	0	2	2	1	8	2	0
01	Durand Scott	g	7	12	0	3	0	0	2	2	4	1	14	4	0
04	Trey McKinney Jones	g	2	4	2	4	1	2	2	4	6	7	2	1	0
05	DeQuan Jones	3	6	0	0	1	1	2	4	6	4	7	0	1	1
10	Raphael Akpejori	0	0	0	0	0	0	0	0	0	0	0	0	0	0
11	Ryan Quiglar	0	0	0	0	0	0	0	0	0	0	0	0	0	0
12	Justin Heller	0	0	0	0	0	0	0	0	0	0	0	0	0	0
15	Rion Brown	3	5	3	5	2	2	0	2	2	3	11	0	2	0
21	Erik Swoope	0	0	0	0	0	0	0	1	1	1	0	0	0	0
TEAM															
Totals															

TOTAL FG% 1st Half: 12-24 50.0% 2nd Half: 15-26 57.7% Game: 54.0%  
3-Pt. FG% 1st Half: 3-9 33.3% 2nd Half: 5-10 50.0% Game: 42.1%  
F Throw % 1st Half: 4-5 80.0% 2nd Half: 10-13 76.9% Game: 77.8%

Charlotte 7-3		tot		3-pt		rebounds											
#	Player	fg	fga	fg	fga	ft	fta	of	de	tot	pf	tp	a	b	s	min	
00	BARNETT, Javaris	f	3	8	1	3	2	2	3	1	4	1	9	1	1	0	29
11	MAYFIELD, DeMarlo	f	2	6	1	3	1	3	0	3	5	6	0	0	0	1	26
35	BRASWELL, Chris	c	15	26	6	4	4	3	4	7	1	12	0	1	0	2	32
01	GREEN, Derrico	g	2	7	2	4	0	0	2	1	3	0	6	1	1	0	19
15	HENRY, Pierria	g	3	7	0	1	2	3	2	1	3	5	8	4	1	0	34
02	SHERILL, KJ	o	1	0	0	3	4	0	0	0	0	3	1	1	1	0	8
05	NICKERSON, Victor	t	5	0	0	0	2	3	2	1	3	2	6	1	0	0	25
10	BRISCOE, Jamar	c	3	8	1	4	0	0	1	1	0	7	2	1	0	2	16
14	WILLIAMS, Terrence	o	1	0	1	1	0	0	2	2	3	1	2	0	0	1	11
20	LEWIS, Colby	t	1	1	1	1	0	0	0	0	0	3	0	0	0	0	0+
TEAM								1	3	4							
Totals			19	59	8	23	15	21	13	17	30	17	61	10	8	1	200





# 2011-12 Box Scores

## No. 3 UNC 73, Miami 56 01-10-12

## Game 15 Dean E. Smith Center

Forward Kenny Kadji led Miami with 16 points while center Reggie Johnson added 12 points and nine rebounds in the Canes' 73-56 loss to No. 3 North Carolina. Dexter Strickland added 14 for the Tar Heels (15-2, 2-0 Atlantic Coast Conference), who closed a nine-game home stand with a perfect record to rebuild some momentum after early losses to UNLV and Kentucky. The Tar Heels led almost the entire night against the Hurricanes and blew the game open with a 17-0 run spanning halftime, which staked UNC to a 23-point lead. That was the biggest deficit of the year for the Hurricanes (9-6, 0-2), who got no closer than 15 points from there. The lopsided loss followed a one-point loss at Virginia over the weekend in coach Jim Larranaga's first ACC game on the Miami sideline. Guard Durand Scott added 12 points, five rebounds and three assists for Miami. Frontcourt player Harrison Barnes struggled to a season-low six points on 2-for-12 shooting, but the Tar Heels' often-overlooked backcourt picked up some of the slack. Much of that started with point guard Kendall Marshall, who seemed more aggressive in looking for his shot and finished with 12 points. The pass-first sophomore has always been eager to set up shots for teammates and came in averaging fewer than five shots per game. But he finished 5-for-7 from the field to earn his first double-figure scoring game of the season to go with eight assists. The five made baskets were a career high for Marshall, who was averaging about five points and entered the week tied for the national lead with 10.1 assists per game. Strickland also looked active. He finished 7-for-9 from the field to reach his season-high scoring total, while he also had three rebounds, three assists and two steals. The Tar Heels had all kinds of trouble with Miami last year. They swept the two games, but they needed a last-second 3-pointer from Barnes to win at Miami then had to rally from 19 down in the second half to win in the ACC tournament quarterfinals. That game ended with Marshall penetrating and finding Zeller for a layup that just was just barely out of his hand when the buzzer sounded. There were no problems this time around. While North Carolina missed 14 of 16 3-pointers and didn't shoot particularly well, the Hurricanes had even bigger struggles. Kenny Kadji scored 16 points to lead Miami, which shot just 42 percent and went 3-for-16 from 3-point range. Guards Durand Scott and Malcolm Grant combined for 17 points on 6-for-20 shooting.

Miami 9-6, 0-2		tot		3-pt		rebounds											
##	Player	fg	fga	fg	fga	ft	fta	of	de	tot	pf	tp	a	to	b	s	min
35	Kenny Kadji	7	11	1	3	1	1	2	2	16	0	4	1	0	33		
42	Reggie Johnson	6	10	0	0	1	8	9	4	12	0	2	0	1	30		
01	Durand Scott	4	12	0	2	4	4	1	5	3	12	3	2	0	38		
03	Malcolm Grant	2	8	0	5	1	1	0	1	5	1	1	0	0	27		
04	TreyMcKinney Jones	0	2	0	1	0	0	2	2	2	0	2	1	0	1	19	
00	Shane Larkin	1	5	1	4	0	1	0	1	1	3	4	5	0	6	24	
05	DeQuan Jones	1	4	0	0	1	2	1	3	4	1	3	0	1	0	10	
10	Raphael Akpejori	1	1	0	0	0	0	1	1	2	0	0	0	0	2		
15	Rion Brown	1	1	1	1	0	0	2	2	3	0	0	1	0	0	15	
21	Erik Swoope	0	1	0	0	0	0	0	0	1	0	0	0	0	0	2	
TEAM																	
Totals		23		55		16		7		10		5		24		29	
TOTAL FG%		1st Half:		10-29		34.5%		2nd Half:		13-26		50.0%		Game:		41.8%	
3-Pt. FG%		1st Half:		1-8		12.5%		2nd Half:		2-8		25.0%		Game:		18.8%	
F Throw %		1st Half:		4-4		100%		2nd Half:		3-6		50.0%		Game:		70.0%	

UNC 15-2, 2-0		tot		3-pt		rebounds											
##	Player	fg	fga	fg	fga	ft	fta	of	de	tot	pf	tp	a	to	b	s	min
31	Henson, John	5	13	0	0	1	2	3	11	14	2	1	1	0	2	31	
40	Barnes, Harrison	2	12	0	5	2	2	1	3	4	1	6	1	1	1	20	
44	Zeller, Tyler	6	11	0	0	4	4	6	4	10	2	16	1	3	1	25	
01	Strickland, Dexter	7	9	0	0	0	0	1	2	3	0	14	3	0	0	26	
05	Marshall, Kendall	5	7	0	2	2	2	0	2	2	12	8	4	0	2	32	
11	White, Stilian	0	0	0	0	0	0	0	0	0	0	0	0	0	0	2	
14	Hubert, Desmond	0	0	0	0	0	0	0	0	1	0	0	0	0	0	5	
15	Hairston, P.J.	1	6	1	5	0	0	1	1	1	3	1	1	0	1	15	
21	Simmons, Jackson	0	0	0	0	0	0	0	1	1	0	0	0	0	0	1	
22	Dupont, David	0	0	0	0	0	0	0	0	0	0	0	0	0	0	1	
24	Watts, Justin	1	2	0	0	0	3	0	2	2	0	2	0	0	0	1	6
30	Crouch, Patrick	1	1	0	0	0	0	0	0	0	2	0	0	0	0	1	
34	Cooper, Stewart	0	0	0	0	0	0	0	0	0	0	0	0	0	0	1	
35	Bullock, Reggie	2	6	1	4	0	0	3	3	6	0	5	0	1	0	18	
43	McAdoo, James Michael	1	2	0	0	1	1	0	1	2	0	0	0	0	1	12	
TEAM																	
Totals		31		69		2		16		9		14		16		29	
TOTAL FG%		1st Half:		15-36		41.7%		2nd Half:		16-33		48.5%		Game:		44.9%	
3-Pt. FG%		1st Half:		1-7		14.3%		2nd Half:		1-9		11.1%		Game:		12.5%	
F Throw %		1st Half:		9-11		81.8%		2nd Half:		0-3		0.0%		Game:		64.3%	

Officials: Bryan Kersey, Les Jones, Tim Kelly  
Technical fouls: Miami-None. North Carolina-None.  
Attendance: 20,096  
Score by Periods

	1st	2nd	Total
Miami	25	31	56
North Carolina	40	33	73

Points in the paint-UM 36, NC 48. Points off turnovers-UM 9, NC 14.  
2nd chance points-UM 11, NC 15. Fast break points-UM 8, NC 14.  
Bench points-UM 11, NC 14. Score tied-2 times. Lead changed-6 times.  
Last FG-UM 2nd-00:32, NC 2nd-00:24.  
Largest lead-UM by 1 1st-18:21, NC by 23 2nd-17:05.

## Miami 76, Clemson 73 01-18-12

## Game 16 BankUnited Center

Malcolm Grant scored 16 points and made the game-clinching interception with less than 5 seconds left to help the Miami Hurricanes beat Clemson 76-73. Hurricanes freshman Shane Larkin sank both ends of a one-and-one-his only points-for the game's final points with 5.4 seconds to go. Grant then picked off a pass by Tanner Smith. Miami (10-6, 1-2 Atlantic Coast Conference) won for the first time in six games against Clemson since February 2008. Kenny Kadji had 14 points for the Hurricanes. Their point total was a season high against Clemson, ranked 19th in the nation in scoring defense at 58.6 points per game. The Tigers twice had the ball trailing by 3 in the final minute. Smith shot an air ball on a fallaway jumper before Milton Jennings scored on a follow to make it 74-73. After Larkin's free throws, Smith had the ball in transition above the top of the key but threw a pass directly to Grant. Smith scored 18 points in the first 17 minutes but hurt his right hand. He continued to play and finished with 23 points, but he also had five turnovers. The Hurricanes shot 52 percent and had runs of 13 and 12 consecutive points. Grant shot 4 for 7 from 3-point range and had four assists. Trey McKinney Jones added 12 points and six rebounds. The Hurricanes took a seven-point lead early in the second half, but Clemson gradually erased the gap and went up 60-59 on a follow by Catalin Baciu with 8:20 left. The Tigers built the lead to 64-60, but the Hurricanes responded with a 12-0 run. Kadji's two free throws put them ahead to stay, 65-64. That was the 11th and final lead change. Rion Brown scored on an alley-oop dunk for a 74-66 lead with 1:31 left, before Clemson made one final charge. The Hurricanes scored on six consecutive possessions during a 13-0 run that gave them a 19-8 lead after 6 1/2 minutes. Smith led the Tigers' comeback, and a 3-pointer by Bryan Narcisse pulled them even at 29-all. A pair of three-point plays by Kadji helped Miami take a 42-39 halftime lead.

Clemson 9-9 (1-3)		tot		3-pt		rebounds											
##	Player	fg	fga	fg	fga	ft	fta	of	de	tot	pf	tp	a	to	b	s	min
01	Sapp, T.J.	* 1	5	0	3	0	0	1	0	1	2	0	0	0	1	19	
05	Smith, Tanner	* 8	13	4	7	3	4	0	2	2	2	2	5	0	0	36	
11	Young, Andre	* 4	12	0	6	0	0	1	1	2	1	8	4	2	0	37	
24	Jennings, Milton	* 3	7	1	2	2	4	1	4	5	2	9	0	2	2	27	
31	Booker, Devin	* 3	6	0	1	1	1	1	3	4	3	7	0	2	1	25	
04	Hall, Rod	0	3	0	0	0	0	0	4	4	0	0	2	0	0	13	
10	Baciu, Catalin	4	7	0	0	2	3	2	1	3	1	10	0	0	1	19	
21	Narcisse, Bryan	1	1	1	1	0	0	0	0	2	3	0	0	0	0	7	
32	McDaniels, K.J.	3	3	0	0	5	8	3	2	5	1	11	1	0	1	17	
TEAM																	
Totals		27		57		6		20		13		20		12		11	

TOTAL FG%	1st Half:	13-27	48.1%	2nd Half:	14-30	46.7%	Game:	47.4%
3-Pt. FG%	1st Half:	6-12	50.0%	2nd Half:	0-8	0.0%	Game:	30.0%
F Throw %	1st Half:	7-11	63.6%	2nd Half:	6-9	66.7%	Game:	65.0%

Miami 10-6 (1-2)		tot		3-pt		rebounds											
##	Player	fg	fga	fg	fga	ft	fta	of	de	tot	pf	tp	a	to	b	s	min
01	Durand Scott	* 4	5	2	2	0	0	1	5	6	2	10	4	2	0	32	
03	Malcolm Grant	* 5	12	4	7	2	2	0	3	3	0	16	4	2	0	34	
04	TreyMcKinney Jones	* 4	11	2	5	2	2	0	6	6	3	12	3	4	0	31	
35	Kenny Kadji	* 5	8	0	2	4	4	0	1	1	5	14	1	0	1	24	
42	Reggie Johnson	* 2	3	0	0	3	4	1	6	7	4	7	3	2	0	29	
00	Shane Larkin	0	1	0	0	2	2	1	0	1	1	2	3	1	0	12	
05	DeQuan Jones	5	7	0	1	0	1	1	2	0	10	1	1	0	0	14	
15	Rion Brown	2	5	1	3	0	0	1	1	2	1	5	0	2	0	24	
TEAM																	
Totals		27		52		9		20		13		16		19		14	

TOTAL FG%	1st Half:	16-28	57.1%	2nd Half:	11-24	45.8%	Game:	51.9%
3-Pt. FG%	1st Half:	4-9	44.4%	2nd Half:	5-11	45.5%	Game:	45.0%
F Throw %	1st Half:	6-6	100%	2nd Half:	7-8	87.5%	Game:	92.9%

Officials: Bryan Kersey, Mike Eades, Raymond Styons  
Technical fouls: Clemson-None. Miami-None.  
Attendance: 4,420

Score by Periods	1st	2nd	Total
Clemson	39	34	73
Miami	42	34	76

Points in the paint-CU 36, UM 24. Points off turnovers-CU 11, UM 10.  
2nd chance points-CU 8, UM 7. Fast break points-CU 16, UM 8.  
Bench points-CU 24, UM 17. Score tied-5 times. Lead changed-11 times.  
Last FG-CU 2nd-00:05, UM 2nd-01:31.  
Largest lead-CU by 4 2nd-07:03, UM by 11 1st-1



# 2011-12 Box Scores

## Miami 64, Georgia Tech 49 01-24-12

## Game 18 Philips Arena

Kenny Kadji scored 21 points, Malcolm Grant had 16 and Miami beat Georgia Tech 64-49. Miami (11-7, 2-3) has won two of three. The Hurricanes took only their second road win in seven tries. Mfon Udofia had 14 points for Georgia Tech (8-12, 1-5). The Yellow Jackets have lost four straight and eight of nine. Georgia Tech trailed 49-39 after a free throw by Glen Rice Jr. with 7:12 remaining. Back-to-back baskets by Kammeon Holsey cut Miami's lead to 54-45 with 4:26 remaining, but the Hurricanes answered with six straight points to push the lead to 15 points. Kadji, who had 14 points in the second half, led Miami with eight rebounds. Grant led Miami with his average of 14.8 points per game last season. He scored in double figures in eight of Miami's first nine games but he suffered a sharp decline in production after attending his older brother's funeral in New York and missing two games. He scored in double figures in only one of five games following his return, leading Miami with 16 points in the Hurricanes' first ACC win over Clemson last week. Grant had three 3-pointers in the first half. Freshman Shane Larkin's 3 gave Miami its big lead of the half at 31-17. Rice made only 1 of 6 shots in the first half, and his frustrations were obvious when he missed two free throws with 18.9 seconds left before halftime. Rice, who leads the Yellow Jackets with his average of 13.7 points, kept shooting. Rice scored on a follow shot and then had a 3-pointer as Georgia Tech cut Miami's lead to double figures in the opening minutes of the second half. Rice had 13 points and nine rebounds. Julian Royal had 11.

Miami 11-7, 2-3 ACC tot		3-pt		rebounds									
##	Player	fg	fga	ft	fta	of	de	tot	pf	tp	a	b	s min
35	Kenny Kadji	f	8	15	2	4	3	2	6	8	2	21	2 3 1 0 34
42	Reggie Johnson	c	4	11	0	0	0	0	7	7	4	8	2 1 0 0 24
00	Shane Larkin	g	2	3	2	3	0	0	0	0	3	6	5 1 0 0 31
01	Durand Scott	g	3	6	0	0	0	0	6	6	2	6	2 0 0 2 34
03	Malcolm Grant	g	6	10	4	6	0	0	0	0	1	16	2 1 0 0 30
04	Trey McKinney Jones	g	1	0	1	0	0	0	1	0	1	0	1 0 1 1 10
05	DeQuan Jones	g	3	5	1	1	0	0	1	3	4	0	7 0 1 1 0 22
15	Rion Brown	g	0	3	0	2	0	0	1	0	1	3	0 1 0 0 0 15
TEAM													
Totals		26		54		9		17		3		25 32 16 64	

TOTAL FG% 1st Half: 14-26 53.8% 2nd Half: 12-28 42.9% Game: 48.1%  
3-Pt. FG% 1st Half: 7-12 58.3% 2nd Half: 2-5 40.0% Game: 52.9%  
F Throw % 1st Half: 0-0 0.0% 2nd Half: 3-3 100% Game: 100%

Ga. Tech 8-12, 1-5 ACC tot		3-pt		rebounds									
##	Player	fg	fga	ft	fta	of	de	tot	pf	tp	a	b	s min
24	Holsey,Kammeon	f	2	6	0	0	1	2	2	4	3	4	1 1 0 0 22
05	Miller,Daniel	c	2	4	0	0	0	2	2	4	0	4	1 0 1 1 20
00	Udofia,Mfon	g	6	12	1	5	1	0	3	3	1	14	0 1 0 0 31
14	Morris,Jason	g	0	7	0	1	0	0	3	3	0	0	1 0 0 0 32
41	Rice,Glen	g	4	14	2	6	3	7	3	6	9	1	13 5 1 0 1 36
01	Royal,Julian	g	5	7	1	1	0	0	2	3	5	1	11 0 3 0 1 29
02	Jordan,Pierre	g	0	1	0	1	0	0	0	0	0	0	0 0 0 0 11
23	Reed,Brandon	g	1	3	0	1	0	0	2	2	0	2	0 0 0 1 10
42	Hicks,Nate	g	0	2	0	0	1	2	3	1	1	0	1 2 0 9
TEAM													
Totals		20		56		4		15		5 11 15 21		36 7 49 8 8 3 4 200	

TOTAL FG% 1st Half: 9-30 30.0% 2nd Half: 11-26 42.3% Game: 35.7%  
3-Pt. FG% 1st Half: 3-12 25.0% 2nd Half: 1-3 33.3% Game: 26.7%  
F Throw % 1st Half: 1-3 33.3% 2nd Half: 4-8 50.0% Game: 45.5%

Officials: Ed Corbett, Joe Lindsay, Jeff Clark  
Technical fouls: Miami-None. Georgia Tech-None.  
Attendance: 5,009

Score by Periods	1st	2nd	Total
Miami	35	29	64
Georgia Tech	22	27	49

Points in the paint-UM 28,GT 22. Points off turnovers-UM 8,GT 8.  
2nd chance points-UM 6,GT 14. Fast break points-UM 5,GT 7.  
Bench points-UM 7,GT 14. Score tied-3 times. Lead changed-2 times.  
Last FG-UM 2nd-01:01, GT 2nd-00:48.  
Largest lead-UM by 17 2nd-01:01, GT by 3 1st-17:18.

## Miami 76, Boston College 54 01-29-12

## Game 19 Conte Forum

Malcolm Grant scored seven of his 16 points during a game-breaking 14-0 run and Durand Scott had four of his 19, carrying Miami to a 76-54 win over Boston College. Kenny Kadji finished with 14 points and seven boards for the Hurricanes (12-7, 3-3 Atlantic Coast Conference) and Reggie Johnson added 12 points. Matt Humphrey had 13 points to lead Boston College (7-14, 2-5). The Eagles have lost four straight since beating Clemson and Virginia Tech in consecutive home games earlier this month. The game was tied at 49 before Miami took control by scoring the 14 unanswered points. The Hurricanes outscored Boston College 27-5 over the final 7 minutes. Grant's 3-pointer from the top of the key - the Hurricane's first of the second half - pushed Miami ahead 52-49 with 6:17 to play. Scott then had a steal and driving basket on the ensuing possession, and Grant hit another jumper to key the game-breaking spurt. Trey McKinney Jones nailed a 3 from the left wing, Grant hit two free throws after Boston College's Lonnie Jackson was whistled for a technical foul and Scott had another basket to cap the spree, making it 63-49 with 3:43 to play. Miami led by three at halftime and pushed it to five twice early after intermission, the second coming on Kadji's driving basket that made it 38-33 before the Eagles scored the next seven points. Jackson started the spree with a 3 from the left corner - his first basket of the game - Jordan Daniels drove for a layup and Dennis Clifford banked in short jumper in the lane. Kadji's put-back tied it at 40 with 14:16 to play. He scored Miami's first eight points of the second half. The game was then tied four times over the next 7 minutes. It was a matchup of two of the conference's top three 3-point shooting teams. The Hurricanes came in ranked second and Boston College next, but Miami missed 12 of its 16 attempts from beyond the arc in the first half. The Eagles fared much better in the opening 20 minutes, nailing 5 of 9. Neither team held more than a four-point lead in a fairly cleanly played opening half. Miami opened a 19-15 edge on Johnson's tip-in basket midway and grabbed a 34-31 edge at the half after Johnson scored the final two buckets: one coming on a fall-away flip in the lane and the second a breakaway jam with 49 seconds left. Boston College forward Patrick Heckmann missed the game due to an illness.

Miami 12-7, 3-3 ACC tot		3-pt		rebounds									
##	Player	fg	fga	ft	fta	of	de	tot	pf	tp	a	b	s min
35	Kenny Kadji	f	5	9	1	4	3	4	7	2	14	2	1 4 1 36
42	Reggie Johnson	c	4	8	0	0	4	3	2	5	2	12	1 1 1 28
00	Shane Larkin	g	0	3	0	2	0	0	2	2	0	0	2 0 1 19
01	Durand Scott	g	8	15	1	2	3	3	6	1	19	4	0 0 3 32
03	Malcolm Grant	g	5	12	2	8	4	4	0	1	1	16	2 1 0 2 29
04	Trey McKinney Jones	g	3	7	3	5	0	0	3	3	2	9	1 0 0 0 26
05	DeQuan Jones	g	1	5	0	2	2	1	2	2	4	0	0 0 0 13
10	Raphael Akpejori	g	0	0	0	0	0	0	0	0	0	0	0 0 0 1
11	Ryan Quiguit	g	0	0	0	0	0	0	0	0	0	0	0 0 0 0 4
12	Justin Heller	g	0	0	0	0	0	0	0	0	0	0	0 0 0 0 15
15	Rion Brown	g	1	4	0	1	0	1	2	3	2	2	3 0 0 2 4
21	Erik Swoope	g	0	0	0	0	0	0	0	0	0	0	0 0 0 0 1
TEAM													
Totals		27		63		7		21		15 17 12 18		30 14 76 13 5 10 200	

TOTAL FG% 1st Half: 14-36 38.9% 2nd Half: 13-27 48.1% Game: 42.9%  
3-Pt. FG% 1st Half: 4-16 25.0% 2nd Half: 3-5 60.0% Game: 33.3%  
F Throw % 1st Half: 2-3 66.7% 2nd Half: 13-14 92.9% Game: 88.2%

BC 7-14, 2-5 ACC tot		3-pt		rebounds									
##	Player	fg	fga	ft	fta	of	de	tot	pf	tp	a	b	s min
12	Anderson, Ryan	f	1	5	0	1	7	8	4	2	6	1	9 3 0 0 35
24	Clifford, Dennis	c	3	6	0	0	1	1	5	6	3	6	1 4 0 1 24
10	Daniels, Jordan	g	4	8	1	4	0	0	5	5	1	9	1 3 0 1 30
14	Humphrey, Matt	g	3	8	3	5	4	6	0	7	7	1	13 1 2 0 32
20	Jackson, Lonnie	g	2	7	2	6	2	0	5	5	2	8	2 3 0 1 33
01	Moton, Gabe	g	2	3	1	2	0	0	0	0	3	5	0 0 0 1 17
02	Visockas, Deirunas	g	0	0	0	0	0	0	0	0	0	0	0 0 0 0 1
04	Odio, Eddie	g	1	1	0	0	0	0	0	0	2	2	0 1 0 0 4
05	Caudill, KC	g	1	3	0	0	0	0	2	0	2	1	3 0 0 0 13
13	Cain, Carney, John	g	0	1	0	0	0	0	0	0	0	0	1 0 0 0 2
25	Rehnquist, Peter	g	0	0	0	0	0	0	0	0	1	0	0 0 0 0 1
31	Rubin, Danny	g	0	1	0	1	0	0	0	0	0	0	0 2 0 0 8
TEAM													
Totals		17		43		7		19		13 17 8 24		32 15 54 10 17 2 3 200	

TOTAL FG% 1st Half: 11-26 42.3% 2nd Half: 6-17 35.3% Game: 39.5%  
3-Pt. FG% 1st Half: 5-9 55.6% 2nd Half: 2-10 20.0% Game: 36.8%  
F Throw % 1st Half: 4-4 100% 2nd Half: 9-13 69.2% Game: 76.5%

Officials: Bernard Clinton, Karl Hess, Les Jones  
Technical fouls: Miami-None. Boston College-Jackson, Lonnie.  
Attendance: 5874

Score by Periods	1st	2nd	Total
Miami	34	42	76
Boston College	31	23	54

Points in the paint-UM 34,BC 16. Points off turnovers-UM 23,BC 4.  
2nd chance points-UM 13,BC 7. Fast break points-UM 10,BC 2.  
Bench points-UM 15,BC 9. Score tied-11 times. Lead changed-17 times.  
Last FG-UM 2nd-00:21, BC 2nd-07:56.  
Largest lead-UM by 22 2nd-00:10, BC by 2 1st-18:10.

## Miami 90, Maryland 86 02-01-12

## Game 20 BankUnited Center

The Miami Hurricanes blew a 16-point second-half lead, had three players disqualified and still beat Maryland in double overtime, 90-86. Freshman Shane Larkin scored six points in the second overtime for the Hurricanes, who sank seven consecutive free throws in the final 51 seconds to hang on. Sophomore Terrell Stoglin, who leads the Atlantic Coast Conference in scoring, had a career-high 33 points for Maryland but shot only 9 for 26. Miami scored the first seven points of the second overtime, including two layups by Larkin. The Hurricanes (13-7, 4-3) won their third game in a row. Maryland (13-8, 3-4) remained winless this season in four games on opponents' courts. Durand Scott scored a season-high 24 points for Miami and helped guard Reggie Johnson. Scott also had eight rebounds and seven assists but fouled out late in the first overtime. Miami center Reggie Johnson had 13 points but fouled out with 5 minutes left in regulation. The junior's baskets included the first 3-point try of his career. The Hurricanes were without starting forward Kenny Kadji, sidelined indefinitely because of a head injury suffered during practice Tuesday. When Johnson departed, Miami played with four guards for much of the rest of the game. Maryland coach Mark Turgeon was ejected when he drew back-to-back technical fouls following a charging call on the Terrapins with 7:29 left. The technicals led to a five-point possession for the Hurricanes. Malcolm Grant sank three free throws, and Johnson then added a basket to give the Hurricanes their largest lead, 62-46. The Terrapins started their comeback with a six-point possession moments later when Johnson drew his fifth foul and a technical. The Hurricanes led 69-60 before failing to score in the final 3:12 of regulation, committing turnovers on three consecutive possessions. Stoglin's 3-pointer with a minute left made it 69-all. His jumper with 3 seconds left would have put Maryland ahead, but the ball barely hit the rim. Teammate Pe'Shon Howard missed a long jumper at the end of the first overtime. Malcolm Grant scored 14 points, Trey McKinney Jones had 13 and Larkin scored 12 for Miami. Alex Len had 11 points and seven rebounds for Maryland. Mychal Parker scored on two early alley-oop dunks for the Terrapins, who led for much of the first half. But they missed their final six shots of the half, and Miami scored the last 10 points to go up 34-23.

Maryland 13-8 (3-4) tot		3-pt		rebounds									
##	Player	fg	fga	ft	fta	of	de	tot	pf	tp	a	b	s min
30	Ashton Pankey	f	1	5	0	0	1	4	3	7	3	2	1 0 0 22
35	James Padgett	f	4	6	0	0	1	2	4	5	0	9	0 2 0 1 24
05	Nick Faust	g	3	7	0	1	3	4	2	2	4	5	9 0 3 0 3 22
12	Terrell Stoglin	g	9	26	6	20	9	9	0	3	3	33	1 3 0 1 44
14	Sean Mosley	g	1	7	0	3	5	6	0	9	9	5	7 1 2 0 1 44
10	Berend Weijs	g	1	1	0	0	1	2	1	0	1	0	3 0 0 1 0 5
11	Mychal Parker	g	2	3	0	0	2	4	1	0	1	6	1 2 0 0 15
15	Spencer Barks	g	0	0	0	0	0	0	0	0	0	0	0 0 0 0 0 4
21	Pe'Shon Howard	g	2	6	0	4	2	3	0	3	3	6	8 5 0 2 43
24	Jonathan Thomas	g	0	0	0	0	0	0	0	0	0	0	0 0 0 0 0 4
25	Alex Len	g	4	6	0	0	3	4	2	5	7	2	11 0 1 4 0 31
TEAM													
Totals		27		67		6		28		26 35 13 29		42 23 86 11 19 5 8 250	

TOTAL FG% 1st Half: 8-27 29.6% 2nd Half: 14-27 51.9% Game: 40.3%  
3-Pt. FG% 1st Half: 0-0 0.0% 2nd Half: 4-13 30.8% Game: 21.4%  
F Throw % 1st Half: 7-11 63.6% 2nd Half: 14-18 77.8% Game

# 2011-12 Box Scores

## Miami 78, No. 7/5 Duke 74 02-05-12 Cameron Indoor Stadium

Leave it to the biggest player on Miami's roster to put the Hurricanes on his back and carry them to their most impressive victory in quite a while. Reggie Johnson - all 6-foot-10 and 284 pounds of him - scored five of his career-high 27 points in overtime of Miami's 78-74 upset of No. 7 Duke. Johnson added a season-high 12 rebounds and was a handful all game for the Blue Devils to deal with. Miami outrebounded them 48-43 and outscored them 38-26 in the paint. Kenny Kadji added 15 points for the Hurricanes (14-7, 5-3 Atlantic Coast Conference), who blew a 16-point lead in the second half, then regrouped to claim their first big victory for their new coach. That poise gave Miami its first victory at Cameron Indoor Stadium and just its second win over Duke since joining the ACC. The Hurricanes are on their first four-game winning streak since 2008 and have won three consecutive ACC road games for the first time. Seth Curry scored 22 points and freshman Austin Rivers added 20 for the Blue Devils (19-4, 6-2), who appeared listless while falling into that deep deficit before waking up with about 16 minutes left. Then, they missed all six of their free throws in overtime and wound up being beaten at home by a Florida-based conference rival for the second time this season. Mason Plumlee added 13 rebounds for Duke, which had its 45-game home winning streak snapped two weeks ago by No. 21 Florida State. The Blue Devils have lost two of three at Cameron and have dropped multiple home games for the first time since going 15-4 there in 2006-07. Still, the Blue Devils had plenty of chances in the extra session. They trailed 75-74 with Cook on the line, but he missed two free throws with 27.2 seconds left. After Johnson missed two foul shots with 26.2 seconds left to give Duke another shot, Cook missed badly on a running jumper with about 15 seconds left. DeQuan Jones extended Miami's lead to 77-74 with two foul shots with 12.9 seconds left. Rivers and Ryan Kelly missed 3s in the final seconds and Johnson added a free throw with one-tenth of a second remaining to silence the subdued arena. Johnson, a native of Winston-Salem, surpassed the 25 points he scored last season against Wake Forest. He scored the Hurricanes' first four points in overtime before Malcolm Grant's open-court layup put Miami up 75-69 with 2:10 left. Durant Scott added 11 points on 3-of-12 shooting for the Hurricanes, who had a chance to win it in regulation. Rivers tied it at 69 with one of two free throws with 21.5 seconds left. Miami had the ball last, but Johnson passed out of a double-team in the post to Scott, who couldn't get a shot off before the buzzer. Miami forced 14 turnovers and was cruising before going cold midway through the second half, managing only one field goal during the critical stretch that coincided with Duke's rally. Miami went up by 16 points three times, the last on Kadji's open 3-pointer from the key that made it 53-37 with 14 1/2 minutes left. But a putback by Johnson was the Hurricanes' only field goal over the next 8 1/2 minutes. Duke, which missed 15 of 18 shots during the stretch that put it in such a huge hole, got equally hot during the 16-2 run led by Curry that put the Blue Devils right back in it.

Miami 14-7, 5-3 ACC		tot		3-pt		rebounds									
##	Player	fg	fga	ft	fta	of	de	tot	pf	tp	a	to	b	s	min
35	Kenny Kadji	f	5	8	4	5	1	3	2	6	8	5	15	1	30
42	Reggie Johnson	c	11	17	0	1	5	10	4	8	12	3	27	0	0
00	Shane Larkin	g	2	8	2	6	1	2	1	7	4	3	0	0	35
01	Durant Scott	g	3	12	0	1	5	6	4	2	6	4	11	2	40
03	Malcolm Grant	g	1	9	0	5	0	3	3	1	2	2	1	0	30
04	Trey McKinney Jones	1	4	0	3	0	0	1	1	2	2	2	0	0	16
05	DeQuan Jones	3	5	0	0	3	4	2	6	8	1	9	0	0	23
15	Rion Brown	2	4	1	2	0	0	1	0	1	2	5	1	0	16
TEAM															
Totals		28		67		7		23		1525		20		48	

TOTAL FG% 1st Half: 16-34 47.1% 2nd Half: 10-28 35.7% Game: 41.8%  
3-Pt. FG% 1st Half: 5-12 41.7% 2nd Half: 2-10 20.0% Game: 30.4%  
F Throw % 1st Half: 5-7 71.4% 2nd Half: 5-10 50.0% Game: 60.0%

Duke 19-4, 6-2 ACC		tot		3-pt		rebounds									
##	Player	fg	fga	ft	fta	of	de	tot	pf	tp	a	to	b	s	min
05	Mason Plumlee	f	2	7	0	0	2	3	7	6	13	4	6	0	4
15	Josh Hairston	f	1	4	0	0	0	2	2	2	2	0	1	1	13
00	Austin Rivers	g	7	15	1	7	5	9	2	7	9	3	20	0	43
03	Tyler Thornton	g	1	3	1	3	0	0	0	0	3	3	1	0	10
20	Andre Dawkins	g	1	5	1	4	0	0	1	1	1	3	1	1	0
02	Quinn Cook	3	9	0	3	2	4	0	1	1	8	4	1	0	28
21	Miles Plumlee	1	2	0	0	0	2	2	4	3	2	1	0	1	24
30	Seth Curry	7	13	4	7	4	6	1	2	3	1	22	4	0	39
34	Ryan Kelly	3	10	2	7	0	0	3	4	7	4	8	1	2	26
TEAM															
Totals		26		68		9		31		1322		17		26	

TOTAL FG% 1st Half: 11-30 36.7% 2nd Half: 13-31 41.9% Game: 38.2%  
3-Pt. FG% 1st Half: 4-13 30.8% 2nd Half: 4-14 28.6% Game: 29.0%  
F Throw % 1st Half: 2-3 66.7% 2nd Half: 11-13 84.6% Game: 59.1%

Officials: Karl Hess, Ray Natili, Michael Stephens  
Technical fouls: Miami-None. Duke-None.

Attendance: 9314

Score by Periods	1st	2nd	OT	Total
Miami	42	27	9	78
Duke	28	41	5	74

UM - Kadji fouled out at 0:21.5 in 2nd

Points in the paint-UM 38,DU 26. Points off turnovers-UM 15,DU 17.  
2nd chance points-UM 22,DU 14. Fast break points-UM 6,DU 5.  
Bench points-UM 16,DU 40. Score tied-6 times. Lead changed-9 times.  
Last FG-UM OT-02:11, DU OT-01:16.  
Largest lead-UM by 16 2nd-19:04, DU by 3 1st-08:15.

## RV Miami 65, Virginia Tech 49 02-09-12 BankUnited Center

Reggie Johnson scored 15 points as Miami defeated Virginia Tech 65-49 to follow up its win over No. 7 Duke. The Hurricanes (15-7, 6-3) built an eight-point halftime lead and outscored Virginia Tech 10-4 in the first 4:22 of the second half. Johnson's layup with 15:38 remaining put the Hurricanes ahead, 40-26. The Hokies (13-11, 2-7) rallied with an 8-0 run. Dorian Finney-Smith's layup off a Miami turnover with 7:58 remaining ended the run and put Virginia Tech within 47-42. Trey McKinney Jones and Shane Larkin hit consecutive 3-pointers and the Hurricanes re-established a double-digit lead at 53-42 with 6:34 left. Larkin scored 14 points and Kenny Kadji finished with 11 points for Miami, which won its fifth straight. Erick Green led Virginia Tech with 17 points and increased his double-digit scoring streak to 25 consecutive games. The Hurricanes ran off 10 unanswered points during a 3:34 span midway through the first half. DeQuan Jones' baseline jumper with 8:38 remaining capped the run and gave Miami a 20-8 lead. Virginia Tech was held scoreless for a 6:21 stretch until Finney Smith's put-back basket with 6:06 left made it 20-10. The Hokies had eight turnovers and missed five shots during their scoring drought. Johnson's 3-pointer with 2:48 remaining gave the Hurricanes their largest lead of the half at 28-12. The Hokies responded with a 10-0 run capped by Dorezo Hudson's 3-pointer with 23 seconds remaining. Rion Brown's dunk off a missed shot with 3 seconds left gave the Hurricanes a 30-22 lead at halftime.

Virginia Tech 13-11 (2-7) tot		3-pt		rebounds											
##	Player	fg	fga	ft	fta	of	de	tot	pf	tp	a	to	b	s	min
14	Victor Davila	f	3	4	0	0	0	2	4	6	3	6	1	4	0
15	Dorian Finney-Smith	f	2	6	0	0	0	2	6	8	1	4	1	2	10
10	Marquis Rankin	g	1	3	1	2	0	0	1	3	4	0	3	0	21
11	Erick Green	g	7	17	0	4	3	5	1	4	5	1	17	0	2
31	Jarell Eddie	g	2	6	2	4	0	0	0	7	7	3	6	1	24
01	Robert Brown	1	5	1	2	0	0	0	3	3	4	1	1	1	13
04	Cadarian Raines	0	5	0	0	2	2	1	0	1	3	1	2	0	18
05	Dorezo Hudson	3	8	1	2	1	2	0	1	1	0	8	5	3	0
42	C.J. Barksdale	0	0	0	0	0	0	0	2	0	2	0	0	0	6
TEAM															
Totals		19		54		5		15		6		9		12	

TOTAL FG% 1st Half: 9-26 34.6% 2nd Half: 10-28 35.7% Game: 35.2%  
3-Pt. FG% 1st Half: 2-5 40.0% 2nd Half: 3-10 30.0% Game: 33.3%  
F Throw % 1st Half: 2-2 100% 2nd Half: 4-7 57.1% Game: 66.7%

Miami 15-7 (6-3) tot		3-pt		rebounds											
##	Player	fg	fga	ft	fta	of	de	tot	pf	tp	a	to	b	s	min
35	Kenny Kadji	f	3	8	1	3	4	6	0	4	0	11	0	3	29
42	Reggie Johnson	c	6	11	1	2	4	3	4	7	3	15	4	2	10
00	Shane Larkin	g	5	9	3	5	1	1	0	2	2	14	4	1	31
01	Durant Scott	g	1	7	0	1	0	0	1	5	6	1	2	1	28
03	Malcolm Grant	g	1	9	0	5	2	2	0	2	2	4	4	2	28
04	Trey McKinney Jones	3	6	1	3	0	0	1	2	3	0	7	0	0	19
05	DeQuan Jones	2	5	0	0	0	0	1	1	2	1	4	0	0	16
10	Raphael Akpejori	0	0	0	0	0	0	0	0	0	0	0	0	0	0
11	Ryan Quiglar	0	0	0	0	0	0	0	0	0	0	0	0	0	0
12	Justin Heller	0	0	0	0	0	0	0	0	0	0	0	0	0	0
15	Rion Brown	3	3	1	1	2	2	1	3	3	0	8	0	1	18
21	Erik Swoope	0	0	0	0	0	0	0	0	0	0	0	0	0	0
TEAM															
Totals		24		58		7		20		1015		9		23	

TOTAL FG% 1st Half: 12-31 38.7% 2nd Half: 12-27 44.4% Game: 41.4%  
3-Pt. FG% 1st Half: 3-11 27.3% 2nd Half: 4-9 44.4% Game: 35.0%  
F Throw % 1st Half: 3-6 50.0% 2nd Half: 7-9 77.8% Game: 66.7%

Officials: Sean Corbin, Doug Simons, Bernard Clinton  
Technical fouls: Virginia Tech-None. Miami-None.

Attendance: 4292

Score by Periods	1st	2nd	Total
Virginia Tech	22	27	49
Miami	30	35	65

Points in the paint-VT 14,UM 24. Points off turnovers-VT 14,UM 13.  
2nd chance points-VT 12,UM 8. Fast break points-VT 8,UM 6.  
Bench points-VT 13,UM 19. Score tied-0 times. Lead changed-0 times.  
Last FG-VT 2nd-03:03, UM 2nd-00:26.  
Largest lead-VT None, UM by 16 1st-02:48.

## No. 15/17 FSU 64, RV Miami 59 02-11-12 Tucker Center

Bernard James scored 15 of his 18 points in the second half and No. 15 Florida State snapped Miami's five-game winning streak with a 64-59 victory. Michael Snaer had 12 points and Ian Miller finished with 11 for Florida State (17-7, 8-2), which bounced back from a disappointing 64-60 loss at Boston College on Wednesday. The 6-foot-10 James went 7 for 8 from the field in the second half and matched his career scoring high. The 27-year-old Air Force veteran also had six rebounds, blocked four shots and added two steals while clamping down on Reggie Johnson, who managed only four points a week after scoring 27 points to lead the Hurricanes to a 78-74 overtime win at Duke. James' layup with 16:32 left gave the Seminoles a 32-31 lead. They never trailed again. Kenny Kadji led Miami (15-8, 6-4) with 14 points and Durand Scott added 12. Miller hit three crucial free throws in the final 50 seconds and Okaro White sank two more with just 2 seconds left to ice the win. The Seminoles had a 10-point lead on two occasions in the second half, the last at 53-43 with 6:51 left on James' three-point play. Florida State tried to go inside early, but that strategy didn't work as James and Xavier Gibson were just 3 of 10 down low in the first half. Florida State shot 46 percent to Miami's 39.3 percent. Miami had a 35-29 rebound advantage and both teams committed 15 turnovers. Florida State, which led 28-26 at halftime, has won six straight games in the series.

Miami 15-8 (6-4 ACC) tot		3-pt		rebounds											
##	Player	fg	fga	ft	fta	of	de	tot	pf	tp	a	to	b	s	min
35	Kenny Kadji	f	5	8	1	4	3	3	2	4	6	4	14	1	30
42	Reggie Johnson	c	2	4	0	1	0	1	5	6	2	4	1	3	0
00	Shane Larkin	g	1	9	0	3	4	4	1	5	1	5	1	2	0
01	Durant Scott	g	5	12	1	3	1	2	1	4	5	1	12	3	20
03	Malcolm Grant	g	3	9	1	6	2	2	0	0	0	9	3	2	0
04	Trey McKinney Jones	1	4	1	3	0	0	0	3	3	2	3	1	1	0
05	DeQuan Jones	3	5	0	0	1	2	3	5	2	7	0	1	0	18
15	Rion Brown	2	5	1	2	0	0	1	2	3	2	5	0	1	0
TEAM															
Totals		22		56		5		22		1013		13		22	

TOTAL FG% 1st Half: 10-27 37.0% 2nd Half: 12-29 41.4% Game: 39.3%  
3-Pt. FG% 1st Half: 2-11 18.2% 2nd Half: 3-11 27.3% Game: 22.7%  
F Throw % 1st Half: 4-4 100% 2nd Half: 6-9 66.7% Game: 76.9%

FSU 17-7 (8-2 ACC) tot
------------------------



# 2011-12 Box Scores

## No. 8/7 UNC 73, Miami 64 02-15-12 BankUnited Center

Harrison Barnes scored 23 points and No. 8 North Carolina used smothering defense to rally from an eight-point deficit in the second half and beat Miami 73-64. The Tar Heels, who came in leading the nation with 83.5 points per game, shot only 38 percent and went 5 for 18 from 3-point range. But they forced turnovers on four consecutive possessions in the second half to get back in the game, and held Miami without a point for nearly five minutes down the stretch. North Carolina (22-4, 9-2) took a half-game lead over Duke and Florida State atop the league standings. Miami (15-9, 6-5) lost to the Tar Heels for the 18th time in their 20 meetings, including two defeats this year. John Henson had 14 points, 11 rebounds and three blocks for the Tar Heels, who beat Miami for the 10th time in a row. Tyler Zeller was held to nine points, seven below his average, and shot 4 for 13. But North Carolina outscored Miami 14-6 off turnovers. Durand Scott scored 15 points for Miami, and Kenny Kadji added 13 points and seven rebounds. But Malcolm Grant's shooting slump continued, and he finished 1 for 6 and scored three points. The Tar Heels sank only five 3-pointers, all in the final 16 minutes. They fell behind 44-36, then used defense to rally. Turnovers by Miami helped North Carolina score eight consecutive points and make it 44-11. Barnes' 3-point moments later gave the Tar Heels their first lead since early in the opening half. Another 3-pointer by Barnes put North Carolina ahead by five for the first time, 58-53. Kadji's 3-pointer for the Hurricanes cut the margin to 63-58 with 6:10 left, but they then went cold. Reggie Bullock's 3-pointer put the Tar Heels up 67-58, and they sank four of six free throws in the final minute to sew up the win. Fan chants of "Aus-tin Ri-vers" in the final minute failed to rattle the Tar Heels. Rivers hit a 3-point buzzer-beater last week to cap a furious rally and help Duke beat North Carolina. The near-capacity crowd of 7,071 was Miami's largest at home this season. Three-pointers by Scott, Trey McKinney Jones and Grant helped Miami build its biggest lead of the first half at 31-22. The Tar Heels went 0 for 6 from 3-point range in the opening half.

UNC 22-4 (9-2 ACC)		tot		3-pt		rebounds							
#	Player	fg	fga	ft	fta	of	de	tot	pf	tp	a	b	s
31	Henson, John	6	14	0	0	2	4	7	11	0	14	2	1
40	Barnes, Harrison	9	19	3	7	4	2	6	2	23	2	0	0
44	Zeller, Tyler	4	13	0	0	1	4	4	8	9	2	0	1
05	Marshall, Kendall	0	6	0	4	5	6	2	0	2	5	9	2
35	Bullock, Reggie	4	10	2	5	0	3	4	7	2	10	0	2
11	White, Stilian	0	0	0	0	0	0	0	0	1	0	0	0
15	Hairston, P.J.	1	3	0	2	2	2	4	1	4	1	0	1
24	Watts, Justin	2	2	0	0	0	1	0	1	0	4	0	1
43	McAdoo, James	0	1	0	0	4	6	0	3	3	2	4	1
TEAM													
Totals		26	68	5	18	16	23	42	24	17	7	8	20

TOTAL FG% 1st Half: 12-32 37.5% 2nd Half: 14-36 38.9% Game: 38.2%  
3-Pt. FG% 1st Half: 0-6 0.0% 2nd Half: 5-12 41.7% Game: 27.8%  
F Throw % 1st Half: 6-10 60.0% 2nd Half: 10-13 76.9% Game: 69.6%

Miami 15-9 (6-5 ACC)		tot		3-pt		rebounds							
#	Player	fg	fga	ft	fta	of	de	tot	pf	tp	a	b	s
35	Kenny Kadji	5	16	1	2	2	4	3	7	2	13	0	0
42	Reggie Johnson	3	7	1	1	4	4	6	3	9	3	1	1
00	Shane Larkin	0	2	0	1	0	0	0	0	2	0	1	0
01	Durand Scott	7	12	1	3	0	1	2	3	15	2	2	1
03	Malcolm Grant	1	6	1	6	0	0	3	3	2	3	1	4
04	Trey McKinney Jones	4	9	3	5	0	1	2	3	3	11	2	4
05	DeQuan Jones	3	5	0	0	0	2	1	3	2	6	1	2
10	Raphael Akpejori	0	0	0	0	0	0	0	0	0	0	0	0
15	Rion Brown	2	7	1	5	0	2	1	4	5	1	0	0
TEAM													
Totals		25	64	8	23	6	8	18	22	40	21	6	20

TOTAL FG% 1st Half: 14-33 42.4% 2nd Half: 11-31 35.5% Game: 39.1%  
3-Pt. FG% 1st Half: 5-14 35.7% 2nd Half: 3-9 33.3% Game: 34.8%  
F Throw % 1st Half: 2-2 100% 2nd Half: 4-6 66.7% Game: 75.0%

Officials: Bryan Kersey, Brian Dorsey, Raymond Styons  
Technical fouls: North Carolina-None. Miami-None.  
Attendance: 7071

Score by Periods	1st	2nd	Total
North Carolina	30	43	73
Miami	35	29	64

Points in the paint-NC 30,UM 28. Points off turnovers-NC 14,UM 6.  
2nd chance points-NC 23,UM 16. Fast break points-NC 10,UM 6.  
Bench points-NC 12,UM 22. Score tied 3 times. Lead changed 6 times.  
Last FG-NC 2nd-00:16, UM 2nd-00:08.  
Largest lead-NC by 11 2nd-00:16, UM by 9 1st-04:48.

## Miami 74, Wake Forest 56 02-18-12 BankUnited Center

Kenny Kadji and Durand Scott scored 18 points each to lead Miami to a 74-56 victory over Wake Forest. The Hurricanes (16-9, 7-5) scored 13 unanswered points during a 4:29 span early in the second half. Shane Larkin's 3-pointer with 11:44 left ended the run and gave Miami a 56-42 advantage. C.J. Harris' lay-up with 11:31 remaining ended the Deacons' drought. Miami outscored Wake Forest 10-4 in the next 3:31 behind consecutive 3-pointers from Kadji and Garrius Adams for a 64-48 lead. Reggie Johnson's layup with 5:42 remaining gave the Hurricanes their first 20-point lead at 70-50. The win snapped a two-game losing streak for the Hurricanes (16-9, 7-5 ACC). Harris scored 14 points to lead Wake Forest, which has lost seven of its last eight. The Deacons (12-15, 3-10) shot 52 percent from the field in the first half but 30 in the second half. Miami capitalized on a 39-24 advantage in rebounds, including 15-5 on the offensive end. Wake Forest twice opened six-point leads early in the first half as they converted eight of their first 12 shots. Harris' one of two free throws with 9:21 remaining gave Wake Forest a 23-18 lead before the Hurricanes rallied with nine unanswered points in the next 2:23. Scott keyed the run with four baskets and Garrius Adams' 3-pointer with 6:58 left capped the surge and put Miami ahead, 27-23. Harris hit consecutive 3-pointers and Wake Forest took a 34-32 lead with 1:05 remaining. Kadji's dunk with 46 seconds left tied it 34-34 at halftime.

Wake Forest 12-15, 3-10 tot		3-pt		rebounds									
#	Player	fg	fga	ft	fta	of	de	tot	pf	tp	a	b	s
25	Mescheriakov, Nikita	2	4	0	0	0	2	2	4	0	2	0	0
30	McKie, Travis	3	8	1	3	5	0	5	5	2	10	1	3
01	Chennault, Tony	1	3	1	3	2	0	0	5	3	3	0	1
10	Fischer, Chase	5	9	2	4	0	1	3	4	0	12	3	0
11	Harris, C.J.	9	13	2	5	2	1	3	14	5	1	0	2
02	Fleets, Anthony	0	0	0	0	0	0	0	0	0	0	0	0
04	Green, Daniel	0	0	0	0	2	1	2	0	2	0	1	1
33	Desrosiers, Carson	3	9	1	4	0	0	1	2	2	7	0	1
40	Walker, Ty	1	2	0	0	0	0	3	0	3	0	1	2
41	Godwin, Brooks	0	0	0	0	0	0	0	0	0	0	0	0
42	Jennings, Spencer	0	0	0	0	0	0	0	0	0	0	0	0
43	Ingle, Aaron	0	0	0	0	0	0	0	0	0	0	0	0
45	Keenan, Ryan	0	0	0	0	0	0	1	1	0	0	0	0
TEAM													
Totals		20	48	7	21	9	11	5	19	24	12	6	20

TOTAL FG% 1st Half: 13-25 52.0% 2nd Half: 7-23 30.4% Game: 41.7%  
3-Pt. FG% 1st Half: 5-11 45.5% 2nd Half: 2-10 20.0% Game: 33.3%  
F Throw % 1st Half: 3-4 75.0% 2nd Half: 6-7 85.7% Game: 81.8%

Miami 16-9, 7-5 tot		3-pt		rebounds									
#	Player	fg	fga	ft	fta	of	de	tot	pf	tp	a	b	s
35	Kenny Kadji	8	12	2	2	0	1	3	2	5	1	1	0
42	Reggie Johnson	3	7	0	0	0	1	7	8	3	6	2	1
00	Shane Larkin	1	5	1	5	0	1	1	2	2	3	2	0
01	Durand Scott	7	11	2	3	2	3	4	7	0	18	4	0
03	Malcolm Grant	1	3	1	3	0	0	1	2	3	9	6	3
04	Trey McKinney Jones	3	13	0	0	2	1	3	2	3	1	1	0
05	DeQuan Jones	0	1	0	0	0	0	1	1	0	0	0	1
10	Raphael Akpejori	0	0	0	0	0	0	0	0	0	0	0	0
11	Ryan Quiglar	0	0	0	0	0	0	0	0	0	0	0	0
12	Justin Heller	0	1	0	0	0	0	0	0	0	0	0	0
15	Rion Brown	5	9	1	4	0	2	4	6	2	11	3	0
21	Erik Swoope	0	0	0	0	0	0	0	0	1	0	1	0
25	Garrius Adams	2	5	2	4	0	0	2	2	6	1	0	0
TEAM													
Totals		30	65	12	31	2	3	15	24	39	11	7	20

TOTAL FG% 1st Half: 14-31 45.2% 2nd Half: 16-34 47.1% Game: 46.2%  
3-Pt. FG% 1st Half: 6-17 35.3% 2nd Half: 6-14 42.9% Game: 38.7%  
F Throw % 1st Half: 0-0 0.0% 2nd Half: 2-3 66.7% Game: 66.7%

Officials: Sean Hull, Tim Kelly, Bernard Clinton  
Technical fouls: Wake Forest-None. Miami-None.  
Attendance: 4121

Score by Periods	1st	2nd	Total
Wake Forest	34	22	56
Miami	34	40	74

Points in the paint-WF 20,UM 24. Points off turnovers-WF 12,UM 13.  
2nd chance points-WF 8,UM 16. Fast break points-WF 7,UM 4.  
Bench points-WF 11,UM 20. Score tied 5 times. Lead changed 9 times.  
Last FG-WF 2nd-04:46, UM 2nd-01:26.  
Largest lead-WF by 11 2nd-05:10, UM by 20 2nd-05:41.

## Maryland 75, Miami 70 02-21-12 BankUnited Center

James Padgett scored 16 points, including a pivotal three-point play in the final minute, and Maryland held Miami without a basket over a nine-minute stretch in a 75-70 victory. Maryland (16-11, 6-7) trailed 66-61 before rallying with a 10-0 run during the final two minutes. A 3-point shot by Sean Mosley and a three-point play by Padgett preceded two three throws by Mosley and two more by Terrell Stoglin. Stoglin finished with 20 points on 6-for-17 shooting and Mosley contributed 15 points. Kenny Kadji scored 16 for the Hurricanes (16-10, 7-6). After Durand Scott connected for Miami with 9:07 remaining, the Hurricanes didn't make another field goal until Shane Larkin canned a layup with 16.9 seconds left. Despite the drought, Miami kept finding its way to the foul line and held a five-point lead with 2:04 remaining. A 3-pointer by Mosley cut to 66-64 with 1:37 to go. After Miami missed twice, Padgett was fouled on a follow-shot and made the free throw for a 67-66 lead with 44 seconds to play. Scott then lost the handle on the basketball and fouled out trying to get it back from Mosley, who sank two free throws for a three-point cushion. Another Miami turnover followed, and Stoglin made two at the line to clinch it. Maryland trailed 56-49 with 9:07 remaining before Alex Len made successive dunks and Ashton Pankey hit a jumper off the glass to cut the gap to one point. Seconds later, a tip-in by Len tied it at 57, setting the stage for another thrilling finish between these two teams. Earlier this month, Miami beat the Terps at home in double overtime. The Hurricanes overcame an early 10-point deficit to take a 35-31 halftime lead, in part because of a 21-14 rebounding advantage that included seven on the offensive end. The Terrapins got off to a raise-the-roof start. Padgett made three baskets, Mosley had two, and Maryland connected on six of its first seven attempts from the floor in bolting to a 13-3 lead. The 13 points - scored in 4½ minutes - equaled the Terps' output for the entire second half in Saturday's 71-44 loss at Virginia. But the Hurricanes battled back behind Malcolm Grant, who made a pair of 3-pointers and two foul shots during a 10-0 run that put Miami up 28-23. After its torrid start, Maryland made only four of its next 16 shots from the floor. Stoglin broke the dry spell with a 3-pointer to spark a 7-0 spurt that got the Terrapins to 32-31.

Miami 16-10 (7-6)		tot		3-pt		rebounds							
#	Player	fg	fga	ft	fta	of	de	tot	pf	tp	a	b	s
35	Kenny Kadji	5	10	1	5	7	3	5	8	1	16	0	1
42	Reggie Johnson	1	5	0	1	2	2	4	1	3	1	2	0
00	Shane Larkin	1	6	0	1	2	0	2	2	5	3	1	0
01	Durand Scott	5	11	0	2	4	5	2	5	14	1	2	0
03	Malcolm Grant	2	5	2	2	0	1	1	0	8	0	2	0
04	Trey McKinney Jones	6	3	4	0	0	2	2	0	13	0	1	0
05	DeQuan Jones	1	6	0	5	6	1	3	4	7	0	0	2
10	Raphael Akpejori	1	1	0	0	0	1	1	2	0	2	0	1
15	Rion Brown	1	4	0	2	2	1	0	1	2	4	0	0
25	Garrius Adams	0	0	0	0	0	0	0	0	0	0	0	0
TEAM													
Totals		22	54	6	15	20	21	31	18	70	5	9	2

TOTAL FG% 1st Half: 12-32 37.5% 2nd Half: 10-22 45.5% Game: 40.7%  
3-Pt. FG% 1st Half: 5-13 38.5% 2nd Half: 1-2 50.0% Game: 40.0%  
F Throw % 1st Half: 6-7 85.7% 2nd Half: 14-19 73.7% Game: 76.9%

Maryland 16-11 (6-7) tot					3-pt		rebounds									
##	Player	f	g	a	f	a	of	d	e	t	p	f	a	b	s	m
14	Sean Mosley	4	10	4	6	6	2	3	5	2	15	6	1	0	1	36
30	Ashton Pankey	3	6	0	0	0	2	5	7	3	6	2	0	1	0	30
35	James Padgett	6	8	0	4	5	3	3	6	3	16	0	0	0	0	25
05	Nick Faust	2	5	0	1	4	5	2	6	8	3	8	4	3	0	29
12	Terrell Stoglin	6	17	3	8	5	6	2	2	2	1	20	3	3	0	35
10	Berend Weijis	0	2	0	0	0	0	2	2	0	0	0	0	1	1	5
11	Mychal Parker	1	3	0	1	0	0	1	1	2	0	0	0	0	1	18
24	Jonathan Thomas	0	1	0	1	0	0	0	0	0	0	0	1	0	0	2
25	Alex Len	4	5	0	0	0	0	2	2	4	2	8	0	1	2	20
TEAM					1 1											
Totals		26	57	4	15	19	22	12	24	36	15	75	15	9	4	200

# 2011-12 Box Scores

## Miami 78, No. 15/16 FSU 62 Game 27 02-26-12 BankUnited Center

Durand Scott scored 17 points and Miami beat No. 15 Florida State 78-62, snapping a six-game losing streak to the rival Seminoles with a victory that enhances its NCAA tournament resume. Kenny Kadji added 15 points for the Hurricanes (17-10, 8-6), who pulled into a tie with Virginia for fourth place in the conference standings. Miami played without starting center Reggie Johnson, declared ineligible by the school an hour before the game after an investigation revealed members of his family had received benefits not allowed under NCAA rules. According to a statement released by the university, "Johnson was unaware of the benefits and his family was told they were permissible by a member of the former basketball coaching staff." Miami is seeking a quick resolution from the NCAA in an attempt to reinstate Johnson, who is averaging 10.6 points per game. Michael Snaer scored 20 points to lead third-place Florida State (19-9, 10-4). The Seminoles rallied from a 59-42 deficit with 5:07 remaining and got within 65-58 on Snaer's two free throws with 2:39 left. Scott, Kadji and Shane Larkin each hit two free throws in the next 58 seconds as Miami increased the lead to 71-58. Larkin finished with 13 points. The Hurricanes expanded a four-point halftime lead and outscored the Seminoles 14-8 in the first 5:15 of the second half. Rion Brown hit the fourth 3-pointer in Miami's early second-half spurt to increase the lead to 38-28. Snaer's three-point play with 10:48 left cut it to 44-35 before the Hurricanes responded with consecutive 3-pointers from Trey McKinney Jones and Malcolm Grant. Miami shot 7 of 13 from beyond the arc in the second half. The Hurricanes rallied from an eight-point deficit and took the lead for good with a 13-2 run in the final 4:34 of the first half. Scott scored seven points during the surge and his layup with 22 seconds remaining gave the Hurricanes a 24-20 lead at halftime. Okaro White scored four points during an 8-0 run for the Seminoles midway through the first half. White's basket with 5:37 remaining capped the spurt and gave Florida State an 18-11 lead. Miami was held scoreless for a 7:03 stretch until Scott made the second of two free throw attempts with 4:34 left to cut the Seminoles' lead to 18-12.

FSU 19-9 (10-4)		tot		3-pt		rebounds							
# Player		fg	fga	fg	fga	ft	fta	of	de	tot	pf	a	b s min
01	Gibson, Xavier	f	1	2	0	0	2	2	1	3	3	4	2 1 0 0 13
05	James, Bernard	f	4	8	0	0	1	1	3	6	9	2	1 1 2 0 33
03	Loucks, Luke	g	4	0	3	0	0	3	3	4	0	4	3 0 0 0 26
04	Dulkys, Deividus	g	3	6	1	4	3	4	1	3	4	5	1 2 2 2 25
21	Snaer, Michael	g	7	13	3	5	3	4	5	8	2	20	4 4 0 1 36
10	White, Okaro	2	5	0	1	0	2	0	4	4	5	4	1 2 1 0 18
12	Peterson, Jeff	2	5	0	3	0	0	0	0	2	4	0	3 0 0 0 15
24	Space, Antwan	0	1	0	0	0	0	0	1	1	1	0	0 0 0 0 2
30	Miller, Ian	5	13	1	6	1	3	1	2	3	12	0	2 2 2 2 34
31	Whisnant, Terry	0	1	0	1	0	0	0	0	2	0	0	0 0 0 0 5
50	Kreft, Jon	0	1	0	0	0	0	0	0	0	0	0	0 0 0 0 3
TEAM													
Totals													

TOTAL FG% 1st Half: 10-26 38.5% 2nd Half: 14-33 42.4% Game: 40.7%  
3-Pt. FG% 1st Half: 0-7 0.0% 2nd Half: 5-16 31.3% Game: 21.7%  
F Throw % 1st Half: 0-3 0.0% 2nd Half: 9-13 69.2% Game: 56.3%

Miami 17-10 (8-6)		tot		3-pt		rebounds							
# Player		fg	fga	fg	fga	ft	fta	of	de	tot	pf	a	b s min
10	Raphael Akpejori	f	0	2	0	0	0	0	1	4	2	0	0 1 0 7
35	Kenny Kadji	f	4	6	2	2	5	8	0	3	3	5	15 0 4 5 37
00	Shane Larkin	g	2	6	1	2	8	9	0	2	2	0	13 3 0 0 28
01	Durand Scott	g	6	11	0	2	5	8	3	4	7	2	2 0 1 33
03	Malcolm Grant	g	2	6	2	5	0	0	1	1	0	6	3 1 0 0 17
04	Trey McKinney Jones	4	7	2	5	1	3	0	6	6	4	11	0 2 0 0 29
05	DeQuan Jones	2	3	0	0	2	3	1	3	4	1	6	3 1 1 0 27
15	Rion Brown	3	6	2	4	1	1	0	2	2	0	9	0 0 0 1 13
25	Garrison Adams	0	0	0	0	1	2	0	0	0	1	1	0 1 0 9
TEAM													
Totals													

TOTAL FG% 1st Half: 9-24 37.5% 2nd Half: 14-23 60.9% Game: 48.9%  
3-Pt. FG% 1st Half: 2-7 28.6% 2nd Half: 7-13 53.8% Game: 45.0%  
F Throw % 1st Half: 4-7 57.1% 2nd Half: 19-27 70.4% Game: 67.6%

Officials: James Luckie, Michael Stephens, Earl Walton  
Technical fouls: Florida State-None. Miami-None.  
Attendance: 7261

Score by Periods	1st	2nd	Total
Florida State	20	42	62
Miami	24	54	78

Points in the paint-FS 32,UM 20. Points off turnovers-FS 18,UM 20.  
2nd chance points-FS 12,UM 4. Fast break points-FS 6,UM 13.  
Bench points-FS 20,UM 27. Score tied-2 times. Lead changed-6 times.  
Last FG-FS 2nd-01:34, UM 2nd-00:50.  
Largest lead-FS by 7 1st-05:37, UM by 17 2nd-06:24.

## NC State 77, Miami 73 Game 28 02-29-12 RBC Center

C.J. Leslie had 21 points and 11 rebounds, and NC State withstood a late charge from Miami to beat the Hurricanes 77-73. Lorenzo Brown added 16 points and Scott Wood had 15 with five 3-pointers for the Wolfpack (19-11, 8-7). They shot 50 percent (28 of 56) and kept Miami winless in Raleigh, while snapping a four-game losing streak. Rion Brown scored 15 points and Malcolm Grant added 14 for Miami (17-11, 8-7). Grant's 3-pointer - with Lorenzo Brown's hand in his face - tied it at 69 with 1:36 left. Wood countered with a 3 from the wing that restored the Wolfpack's three-point lead with 1:07 left. The Hurricanes twice made it a one-point game after that, the last time coming when Durand Scott's free throw made it 74-73 with 24.4 seconds left. Shane Larkin stole Brown's inbound pass, but Scott missed a contested jumper in the lane and Richard Howell was fouled with 16.4 seconds left. After Howell missed both free throws, Leslie chased down the rebound and Brown hit two foul shots with 12.6 seconds left to make it 76-73. Miami had one last chance to force overtime but Grant's contested 3-pointer with about 5 seconds left bounced off the iron and Leslie hit a free throw with 3.1 seconds left to seal it. Howell finished with 14 points for the Wolfpack, who swept the regular-season series with the Hurricanes and haven't lost to them anywhere since 2009. N.C. State improved to 6-0 against Miami at home and 5-0 at the RBC Center. This was the latest in a tight series - two of the previous three meetings here went to overtime. Leslie, who reached double figures in scoring for the ninth straight game, has put up 20 in three of his last four games - including a 24-point performance last week against No. 6 North Carolina that marked his previous career high. He had seven points during a 21-7 run that helped the Wolfpack turn a six-point deficit into an eight-point lead. The highlight of that burst came with 16 minutes left when he jumped Scott's pass in the corner. After tipping the ball to Brown, he hustled downcourt and dunked an alley-oop feed from Brown to put the Wolfpack up 43-42. They stretched it to 57-49 on Alex Johnson's 3 with 9 1/2 minutes left, before Miami tightened things back up with a pair of quick baskets. The margin was no wider than two possessions the rest of the way. Scott and center Reggie Johnson finished with 10 points apiece for Miami. Johnson was back in the Hurricanes' starting lineup after the NCAA restored his eligibility. He was ruled ineligible by Miami late last week and sat out the upset of No. 22 Florida State on Sunday night, after an investigation revealed that members of his family accepted "impermissible travel benefits" from a member of the school's former coaching staff. Miami had said the Winston-Salem native was not aware of the benefits, didn't accept anything himself and his family had been told they were allowed.

Miami 17-11, 8-7		tot		3-pt		rebounds							
# Player		fg	fga	fg	fga	ft	fta	of	de	tot	pf	a	b s min
00	Shane Larkin	* 1	5	0	3	2	2	0	1	1	1	4	2 1 0 3 18
01	Durand Scott	* 3	10	0	2	4	6	5	11	5	10	3	2 0 0 33
03	Malcolm Grant	* 4	12	4	7	2	2	0	3	3	2	14	1 0 0 0 28
35	Kenny Kadji	* 3	14	0	4	1	4	3	4	7	3	7	3 1 2 0 36
42	Reggie Johnson	* 5	9	0	1	0	0	3	5	8	4	10	0 1 1 10 18
04	Trey McKinney Jones	0	1	0	1	0	2	0	0	0	1	0	0 0 0 0 10
05	DeQuan Jones	4	9	0	2	1	3	4	1	8	0	1	0 0 0 22
15	Rion Brown	4	9	3	6	4	4	2	4	2	15	1	0 0 0 25
25	Garrison Adams	2	4	1	3	0	0	1	0	1	0	5	0 0 0 0 10
TEAM													
Totals													

TOTAL FG% 1st Half: 15-41 36.6% 2nd Half: 11-32 34.4% Game: 35.6%  
3-Pt. FG% 1st Half: 3-14 21.4% 2nd Half: 5-15 33.3% Game: 27.6%  
F Throw % 1st Half: 3-5 60.0% 2nd Half: 10-14 71.4% Game: 68.4%

NC STATE 19-11, 8-7		tot		3-pt		rebounds							
# Player		fg	fga	fg	fga	ft	fta	of	de	tot	pf	a	b s min
01	Howell, Richard	* 5	8	0	4	10	6	3	9	3	14	3	0 1 25
02	Brown, Lorenzo	* 7	12	0	1	2	3	0	5	5	3	16	5 3 2 1 32
05	Leslie, C.J.	* 7	10	1	6	11	3	8	11	21	2	0	3 1 35
15	Wood, Scott	* 5	12	5	10	0	0	5	5	3	15	0	1 0 0 37
21	Williams, C.J.	* 0	3	0	1	0	0	2	3	5	2	0	1 0 0 25
00	Painter, DeShawn	3	6	0	0	0	0	0	3	3	6	0	0 1 0 18
03	Johnson, Alex	1	5	1	3	2	2	0	1	1	1	5	8 0 0 0 28
TEAM													
Totals													

TOTAL FG% 1st Half: 13-31 41.9% 2nd Half: 15-25 60.0% Game: 50.0%  
3-Pt. FG% 1st Half: 4-10 40.0% 2nd Half: 3-6 50.0% Game: 43.8%  
F Throw % 1st Half: 4-7 57.1% 2nd Half: 10-19 52.6% Game: 53.8%

Officials: Roger Ayers, Sean Hull, Bernard Clinton  
Technical fouls: Miami-None. NC STATE-None.  
Attendance: 14682

Score by Periods	1st	2nd	Total
Miami	36	37	73
NC STATE	34	43	77

Fouled out: Miami: #1 Scott, D. at :03.1 in 2nd half

Points in the paint-UM 22,ST 34. Points off turnovers-UM 9,ST 8.  
2nd chance points-UM 21,ST 13. Fast break points-UM 7,ST 16.  
Bench points-UM 28,ST 11. Score tied-6 times. Lead changed-4 times.  
Last FG-UM 2nd-00:30, ST 2nd-01:08.  
Largest lead-UM by 6 2nd-18:28, ST by 8 2nd-09:24.

## Miami 77, Boston College 56 Game 29 03-03-12 BankUnited Center

Kenny Kadji and Durand Scott scored 14 points each to lead Miami past Boston College 77-56. The Hurricanes broke open a close game with a 16-1 run during a 6:13 stretch midway through the first half. Malcolm Grant keyed Miami's surge with consecutive 3-pointers. Scott's 3-pointer with 4:55 remaining capped the run and gave Miami a 36-19 lead. Grant finished with 12 points for the Hurricanes (18-11, 9-7). Dennis Clifford's basket with 3:20 remaining in the first half ended a field-goal scoring drought of 8:08 for Boston College. Matt Humphrey scored 16 points for Boston College (9-21, 4-12). After winning two of their first three conference games, the Eagles lost 11 of their final 13. The Hurricanes began Saturday tied with Virginia, North Carolina State and Clemson. The Cavaliers close their conference regular-season schedule at Maryland on Sunday. The Wolfpack visit Virginia Tech and the Tigers play at Florida State also on Sunday. Scott's 26-foot running 3-pointer at the buzzer gave the Hurricanes a 46-25 lead at halftime. Boston College overcame an early 14-7 deficit with consecutive 3-pointers from Jordan Daniels. Clifford's short jumper with 11:28 left got Boston College to 20-18 before Miami went on its first half surge.

BC 9-21 (4-12)		tot		3-pt		rebounds							
# Player		fg	fga	fg	fga	ft	fta	of	de	tot	pf	a	b s min
10	Daniels, Jordan	* 3	6	3	6	2	2	0	2	2	2	11	3 6 0 0 26
12	Anderson, Ryan	* 2	9	0	2	2	6	3	8	11	2	6	0 2 0 2 36
14	Humphrey, Matt	* 6	12	3	9	1	2	1	2	3	2	16	3 1 0 4 36
20	Jackson, Lonnie	* 2	6	1	5	0	0	0	2	2	4	5	1 1 0 0 28
24	Clifford, Dennis	* 5	7	1	2	0	0	1	2	3	4	11	2 5 0 1 29
01	Moton, Gabe	1	4	1	3	0	0	0	1	1	3	3	0 1 0 0 19
02	Visockas, Deirunas	0	0	0	0	0	0	0	0	0	0	0	0 0 0 0 0+
05	Caudill, KC	0	1	0	0	0	0	0	1	1	2	0	0 0 0 0 13
13	Cain, Carney, John	0	0	0	0	0	0	0	1	0	1	0	0 0 0 0 1
22	Cahill, John	0	1	0	1	0	0	0	0	0	0	0	0 0 0 0 0+
33	Hackmann, Patrick	2	3	0	1	0	1	0	2	2	0	4	1 1 0 0 12
TEAM													
Totals													

TOTAL FG% 1st Half: 10-24 41.7% 2nd Half: 11-25 44.0% Game: 42.9%  
3-Pt. FG% 1st Half: 4-15 26.7% 2nd Half: 5-14 35.7% Game: 31.0%  
F Throw % 1st Half: 1-2 50.0% 2nd Half: 4-9 44.4% Game: 45.5%

Miami 18-11 (9-7)		tot		3-pt		rebounds										
#	Player	fg	fga	fg	fga	ft	fta	of	de	tot	pf	tp	a	b	s	min
01	Durand Scott	* 5	7	2	3	2	3	1	5	6	1	14	2	1	0	24
03	Malcolm Grant	* 4	10	4	8	0	0	0	2	2	1	12	2	3	0	27
05	DeQuan Jones	* 3	6	0	3	3	0	5	5	4	9	1	2	2	0	23
11	Ryan Quigter	* 0	2	0	1	1	2	1	0	1	0	1	1	0	0	8
42	Reggie Johnson	* 4	5	1	2	1	2	3	4	7	2	10	4	2	0	31
00	Shane Larkin	1	2	0	1	1	3	0	0	0	1	3	0	1	0	24
04	Trey McKinney Jones	* 4	5	1	2	0	0	0	2	2	0	9	0	0	0	21
12	Justin Heller	0	1	0	1	0	0	0	0	0	0	0	0	0	0	1
15	Rion Brown	2	6	1	4	0	1	0	2	2	1	5	1	1	0	20
21	Erik Swoope	0	2	0	0	0	0	0	2	2	1	0	0	0	0	3
25	Garrus Adami	0	1	0	1	0	0	0	0	0	0	0	1	0	0	7
35	Kenny Kadji	5	9	3	7	1	1	0	1	1	14	2	0	0	1	21

# 2011-12 Box Scores

## Miami 54, Georgia Tech 36 03-08-12

## Game 30 Philips Arena

Rion Brown sparked Miami from its offensive woes with back-to-back 3-pointers, and the Hurricanes ripped off an 18-0 run to bury woeful Georgia Tech 54-36 in the opening round of the Atlantic Coast Conference tournament. Miami (19-11) wasn't exactly an offensive juggernaut, shooting just 33 percent. Shane Larkin was their top scorer with a mere 12 points, while Durand Scott added 11 and Brown had 10. But the Yellow Jackets (11-20) were downright abysmal. They finished with their lowest-scoring game since a 38-36 loss to Auburn on Feb. 7, 1961. It was the third time this season Georgia Tech was held below 40 points at Philips Arena, its temporary home while the campus arena undergoes renovations. This was the worst one yet. Mdon Udofia scored 13 points, Brandon Reed chipped in with 11 - and no one else had more than five. Georgia Tech made 14 of 44 shots (32 percent) and turned it over 20 times. Both teams struggled through the opening half, combining to make 14-of-51 shots from the field and coughing up the ball 15 times. That played into the hands of Georgia Tech, which came in with the ACC's second-worst offense at just 61 points a game. The Yellow Jackets actually went to the locker room with a 20-19 lead, glad to hunker down and make every possession a challenge. But the Hurricanes finally woke up, going ahead for good when Larkin led a fast break and passed off to Brown, who spotted up for a 3 that made it 29-27. The next time down, Larkin found Brown open again behind the arc for another trey. Another swish.

Georgia Tech 11-20		tot		3-pt		rebounds									
#	Player	fg	fga	ft	fta	of	de	tot	pf	tp	a	b	s	min	
14	Morris, Jason	f	2	12	0	5	1	2	0	4	4	1	5	0	3 0 1 31
24	Holsey, Kammeon	f	2	5	0	0	2	2	5	7	3	4	1	3	0 0 28
05	Miller, Daniel	c	1	4	0	0	1	2	1	9	10	2	3	2	3 5 0 35
00	Udofia, Mfon	g	5	11	2	4	1	1	0	1	4	13	1	5	0 0 36
23	Reed, Brandon	g	4	8	1	5	2	2	0	0	0	0	1	1	2 0 1 35
01	Royal, Julian	0	3	0	2	0	0	1	2	3	4	0	0	1	2 0 0 17
02	Jordan, Pierre	0	1	0	0	0	0	0	0	0	1	0	0	0	0 0 0 4
04	Foreman, Nick	0	0	0	0	0	0	0	2	2	0	0	0	1	0 1 1 13
33	Craig, Derek	0	0	0	0	0	0	0	1	1	0	0	0	1	0 0 0 1
TEAM															
Totals		14		44		3		16		5		9		6 25 31 15 36 6 20 5 3 200	
TOTAL FG%		1st Half: 8-26 30.8%		2nd Half: 6-18 33.3%		Game: 31.8%									
3-Pt. FG%		1st Half: 2-10 20.0%		2nd Half: 1-6 16.7%		Game: 18.8%									
F Throw %		1st Half: 2-3 66.7%		2nd Half: 3-6 50.0%		Game: 55.6%									

Miami 19-11		tot		3-pt		rebounds									
#	Player	fg	fga	ft	fta	of	de	tot	pf	tp	a	b	s	min	
35	Kenny Kadji	f	1	10	0	3	4	2	4	6	1	5	1	1	2 3 30
42	Reggie Johnson	c	3	10	0	1	2	4	5	9	3	7	0	3	0 1 26
00	Shane Larkin	g	3	8	0	3	6	7	0	1	1	2	12	3	1 0 3 25
01	Durand Scott	g	4	4	0	3	4	3	4	7	1	11	1	2	0 2 28
03	Malcolm Grant	g	1	4	0	3	0	0	1	1	0	2	0	1	0 0 24
04	Trey McKinney Jones	1	5	1	4	0	0	1	1	2	1	3	0	0	0 0 22
05	DeQuan Jones	1	5	0	1	2	2	0	1	1	0	4	0	1	0 1 18
10	Raphael Akpejori	0	0	0	0	0	0	0	0	0	0	0	0	0	1 1
15	Rion Brown	4	8	2	4	0	0	1	4	5	0	10	0	1	0 0 20
21	Erik Swoppe	0	0	0	0	0	0	0	0	0	0	0	0	0	0 1
25	Garrus Adams	0	0	0	0	0	0	0	0	0	0	0	0	0	5
TEAM															
Totals		18		54		3		18		15		19		13 24 37 8 54 5 11 2 11 200	
TOTAL FG%		1st Half: 6-25 24.0%		2nd Half: 12-29 41.4%		Game: 33.3%									
3-Pt. FG%		1st Half: 1-9 11.1%		2nd Half: 2-9 22.2%		Game: 16.7%									
F Throw %		1st Half: 6-7 85.7%		2nd Half: 9-12 75.0%		Game: 78.9%									

Officials: Ray Natili, Brad Nestor, Raymie Styons  
Technical fouls: Georgia Tech-None. Miami-None.  
Attendance: 19,520

Score by Periods		1st	2nd	Total
Georgia Tech		20	16	36
Miami		19	35	54
2012 ACC Men's Basketball Tournament - Game 4				

Points in the paint-GT 18,UM 24. Points off turnovers-GT 10,UM 29.  
2nd chance points-GT 5,UM 9. Fast break points-GT 4,UM 16.  
Bench points-GT 0,UM 17. Score tied 5-times. Lead changed 5-times.  
Last FG-GT 2nd-02:06, UM 2nd-03:04.  
Largest lead-GT by 5 1st-18:29, UM by 19 2nd-05:49.

## No. 17 Florida State 82, Miami 71 03-09-12

## Game 31 Philips Arena

Florida State fans chanted and chopped in the final minute as the No. 17 Seminoles beat short-handed Miami 82-71 in the ACC tournament quarterfinals. Michael Snaer scored 20 points and Ian Miller had 18 to lead Florida State (22-9). Miami was without its leading scorer, Durand Scott. The university ruled Scott ineligible for receiving impermissible benefits. Malcolm Grant had 19 points and Shane Larkin had 16 for Miami (19-12). Florida State fans had a suggestion for Miami, chanting "NIT, NIT" in the final seconds. Bernard James and Luke Loucks each had 14 points for Florida State. Miami struggled to score in the first game of the tournament and those struggles continued without Scott. Miami is seeking Scott's reinstatement from the NCAA. It was sophomore Rion Brown who started for Scott and had 13 points. Even with Scott, who leads the team with his average of 12.9 points per game, the Hurricanes didn't light up the scoreboard in Thursday's 54-36 win over Georgia Tech. Scott had 11 points in the game. Miami couldn't get it going in the first half against the Seminoles' man-to-man defense. Miami made only 9 of 32 shots (28.1 percent) in the first 20 minutes. Florida State led 37-26 at halftime after making seven 3-pointers in the half. Each team relied heavily on 3-pointers. Miami stayed close early in the second half with the help of 3-pointers by Malcolm Grant, Brown and Larkin. A three-point play by James gave Florida State a 60-52 lead, but Miami closed the gap to three points on another 3-pointer by Grant, followed by baskets by Brown and Kenny Kadji. Ian Miller's short jumper ended Miami's run and helped the Seminoles quickly push the lead to 11 points at 70-59.

Miami 19-12		tot		3-pt		rebounds									
#	Player	fg	fga	ft	fta	of	de	tot	pf	tp	a	b	s	min	
35	Kenny Kadji	f	2	8	0	3	1	2	0	3	3	5	1	3	1 0 32
42	Reggie Johnson	c	2	5	0	1	1	2	6	4	10	4	5	2	1 2 0 22
00	Shane Larkin	g	6	14	2	4	2	2	3	5	8	4	16	5	4 0 1 37
03	Malcolm Grant	g	5	10	5	8	4	4	1	0	1	3	19	2	1 0 0 28
15	Rion Brown	g	5	11	3	8	0	0	5	5	2	13	0	0	0 1 31
04	Trey McKinney Jones	4	5	0	0	0	0	1	1	2	2	8	1	2	0 0 18
05	DeQuan Jones	1	8	0	0	0	1	3	3	6	3	2	1	0	0 0 21
10	Raphael Akpejori	0	1	0	0	0	0	1	1	0	0	0	0	0	0 3
21	Erik Swoppe	0	0	0	0	0	0	0	0	0	1	0	0	0	0 0 8
25	Garrus Adams	1	2	0	1	1	2	0	1	1	1	3	1	0	0 0 0 4
TEAM															
Totals		26		64		10		25		9		13		25 37 13 11 3 2 200	
TOTAL FG%		1st Half: 9-32 28.1%		2nd Half: 17-32 53.1%		Game: 40.6%									
3-Pt. FG%		1st Half: 4-12 33.3%		2nd Half: 6-13 46.2%		Game: 40.0%									
F Throw %		1st Half: 5-8 62.5%		2nd Half: 4-5 80.0%		Game: 69.2%									

Florida State 22-9		tot		3-pt		rebounds									
#	Player	fg	fga	ft	fta	of	de	tot	pf	tp	a	b	s	min	
01	Gibson, Xavier	f	0	2	0	0	0	0	0	0	2	0	0	1	2 0 10
05	James, Bernard	f	6	12	0	0	2	4	3	4	7	1	14	0	1 1 1 28
03	Loucks, Luke	g	2	3	2	2	8	0	5	5	1	14	5	1	2 2 28
04	Dulkys, Deividias	g	1	6	1	4	0	0	2	4	3	3	0	0	0 20
21	Snaer, Michael	g	5	7	4	5	6	6	0	4	4	1	20	2	1 0 1 33
10	White, Okaro	3	5	1	1	4	6	0	3	3	3	11	0	2	1 1 30
12	Peterson, Jeff	0	1	0	0	0	0	0	1	1	1	0	1	3	0 0 12
30	Miller, Ian	6	11	1	4	5	8	0	3	2	18	2	2	0	1 1 28
50	Kreft, Jon	1	3	0	0	0	0	2	1	3	0	2	0	0	2 0 11
TEAM															
Totals		24		50		9		16		25		7		24 31 15 82 13 11 8 6 200	
TOTAL FG%		1st Half: 12-28 42.9%		2nd Half: 12-22 54.5%		Game: 48.0%									
3-Pt. FG%		1st Half: 7-12 58.3%		2nd Half: 2-4 50.0%		Game: 56.3%									
F Throw %		1st Half: 5-9 55.6%		2nd Half: 20-23 87.0%		Game: 78.1%									

Officials: Les Jones, Sean Corbin, Tim Kelly  
Technical fouls: Miami-None. Florida State-None.  
Attendance: 19,520

Score by Periods		1st	2nd	Total
Miami		27	44	71
Florida State		36	46	82
2012 ACC Men's Basketball Tournament - Game #8				

Points in the paint-UM 24,FS 24. Points off turnovers-UM 5,FS 12.  
2nd chance points-UM 20,FS 4. Fast break points-UM 8,FS 7.  
Bench points-UM 13,FS 31. Score tied 2-times. Lead changed 3-times.  
Last FG-UM 2nd-00:06, FS 2nd-02:39.  
Largest lead-UM by 4 1st-17:41, FS by 13 1st-01:47.

## Miami 66, Valparaiso 50 03-14-12

## Game 32 BankUnited Center

Rion Brown scored 18 points to lead Miami to a 66-50 win over Valparaiso in the opening round of the N



# 2011-12 Box Scores

**Minnesota 78, Miami 60** **Game 33**  
**03-19-12** **BankUnited Center**

Rodney Williams scored 21 points to lead Minnesota to a 78-60 victory over Miami in a second round NIT game. The Gophers never trailed after starting the game on a 12-0 run. Williams scored 16 points in the first half and has now scored 20 or more points for the third-straight game. The Gophers expanded a 35-23 lead at halftime with a 15-2 spurt early in the second half. Andre Hollins hit consecutive 3-pointers and Andre Ingram's putback with 12:22 remaining ended the surge and gave Minnesota a 56-33 lead. Hollins and Joe Coleman finished with 14 points each for the Gophers. Rion Brown scored 16 points for Miami (20-13). The Gophers shot 58 percent as they converted 28-of-48 shots and out-rebounded Miami 41-26. Minnesota reserve forward Oto Osenieks favored the back of his head and collapsed on the court after colliding with Miami's Reggie Johnson 1:10 into the second half. The freshman from Latvia never lost consciousness and quickly reached his feet. Osenieks watched the rest of the game from the Minnesota bench. Minnesota had its second double-digit lead of the first half after a 13-2 spurt. Williams had two three-point plays and Coleman's jumper with 4:46 remaining capped the run and gave the Gophers a 26-15 lead. After Reggie Johnson scored consecutive baskets and helped cut Minnesota's lead to 26-20, the Gophers outscored the Hurricanes 9-3 in the final 2:49 of the first half and led 35-23 at halftime. Minnesota shot 14 of 23 from the field in the first half. The Hurricanes rallied from a 12-0 deficit and scored 11 unanswered points during a 2:49 span early in the first half. Garrius Adams' steal and breakaway dunk with 10:54 ended the surge and got the Hurricanes to within 12-11. The Gophers kept Miami scoreless for the first 6:15. Miami missed its first seven shots until Trey McKinney Jones' jumper with 13:45 ended the early scoring drought.

Minnesota 21-14		tot		3-pt		rebounds									
#	Player	fg	fga	ft	fta	of	de	tot	pf	tp	a	to	b	s	min
33	Williams, Rodney	9	10	0	1	3	4	1	4	5	4	21	2	3	0 23
55	Eliason, Elliott	c	0	2	0	0	0	1	1	2	4	0	0	2	0 0 14
01	Hollins, Andre	g	5	12	2	4	2	2	1	5	6	2	14	4	6 0 1 38
11	Coleman, Joe	g	5	6	0	0	4	5	0	6	6	0	14	2	2 0 0 35
20	Hollins, Austin	g	2	6	0	3	4	4	3	3	6	1	8	3	1 1 0 33
00	Welch, Julian	4	5	4	4	1	2	0	2	2	4	13	2	1	0 0 18
10	Osenieks, Oto	0	0	0	0	0	0	0	1	1	1	0	0	0	1 0 0 4
13	Ahanmisi, Maverick	0	0	0	0	0	0	0	0	0	0	0	0	0	1 0 0 2
22	Halvorsen, Chris	0	0	0	0	0	0	0	0	0	0	0	0	0	0 0 0 1
23	Armelin, Chip	0	1	0	1	0	0	1	1	2	0	0	0	0	1 0 0 7
30	Ingram, Andre	3	4	0	0	2	2	3	3	6	4	8	0	1	1 1 1 24
34	Shell, Kendal	0	2	0	0	0	0	0	1	1	1	0	0	0	0 0 1
TEAM															
Totals		28	48	6	13	16	19	11	30	41	21	78	14	18	2 2 200

TOTAL FG% 1st: 14-23 60.9% 2nd: 14-25 56.0% Game: 58.3%  
 3-Pt. FG% 1st: 1-4 25.0% 2nd: 5-9 55.6% Game: 46.2%  
 F Throw % 1st: 6-6 100% 2nd: 10-13 76.9% Game: 84.2%

Miami 20-13		tot		3-pt		rebounds									
#	Player	fg	fga	ft	fta	of	de	tot	pf	tp	a	to	b	s	min
35	Kenny Kadji	f	1	5	0	1	1	3	1	0	1	3	0	1	0 0 11
42	Reggie Johnson	c	2	6	0	1	6	1	1	2	2	10	0	1	0 1 20
00	Shane Larkin	g	4	12	0	4	0	1	0	1	1	8	2	2	0 1 28
03	Malcolm Grant	g	1	7	0	4	0	0	1	1	0	2	2	0	0 0 17
15	Rion Brown	g	5	12	2	7	4	5	3	3	6	2	16	0	0 0 2 34
04	Trey McKinney Jones	2	5	1	3	0	0	1	1	2	3	5	3	1	0 1 33
05	DeQuan Jones	3	4	0	0	2	4	2	1	3	2	8	0	1	0 3 18
10	Raphael Akpejori	0	1	0	0	0	0	0	1	1	0	0	0	0	1 0 0 4
11	Ryan Quigley	0	0	0	0	1	2	0	0	0	0	0	1	0	0 0 0 1
12	Justin Heller	0	0	0	0	0	0	0	0	0	0	0	0	0	0 0 0 1
21	Erik Swoope	1	1	0	0	1	1	0	1	2	2	0	1	0	0 0 8
25	Garrius Adams	2	8	1	5	0	0	0	1	1	3	5	0	0	1 1 25
TEAM															
Totals		21	61	4	25	14	22	15	11	26	16	60	7	8	1 9 200

TOTAL FG% 1st Half: 8-26 30.8% 2nd Half: 13-35 37.1% Game: 34.4%  
 3-Pt. FG% 1st Half: 0-9 0.0% 2nd Half: 4-16 25.0% Game: 16.0%  
 F Throw % 1st Half: 7-11 63.6% 2nd Half: 7-11 63.6% Game: 63.6%

Officials: Tony Henderson, A.J. Desai, Matt Potter  
 Technical fouls: Minnesota-None. Miami-None.  
 Attendance: 1649

Score by Periods	1st	2nd	Total
Minnesota	35	43	78
Miami	23	37	60

Second Round of NIT

Points in the paint-MINN 32,UM 22. Points off turnovers-MINN 12,UM 20.  
 2nd chance points-MINN 16,UM 17. Fast break points-MINN 7,UM 7.  
 Bench points-MINN 21,UM 21. Score tied-0 times. Lead changed-0 times.  
 Last FG-MINN 2nd-00:21, UM 2nd-00:56.  
 Largest lead-MINN by 23 2nd-12:22, UM None.

# **History**

## **2012-13**

# Miami Men's Basketball History

It lay silent for 14 years. Collecting dust and going unnoticed, the Miami basketball program was the Rip van Winkle of college basketball from 1971 to 1985. But Hurricane Basketball returned, and in a big way.

Since 1985, the Miami program has undergone such dramatic and frequent changes, it seemed that the Hurricanes were continually entering "a new era." First came the "Era of Miami Basketball," itself.

Then came the "Bill Foster Era," followed by the "Tito Horford Era," "The Leonard Hamilton Era," "The BIG EAST Era," "The Frank Haith/ACC Era" and now "The Jim Larranaga Era."

With the entry into the Atlantic Coast Conference in 2004, the University of Miami entered the ranks of the most competitive and successful basketball conference in the nation.

The road to conference affiliation in the ACC was not an easy one for those who thirsted for basketball in this continually prospering part of the country. Moreover, the previous path traveled by Miami basketball players, coaches and fans was dotted by flashes of brilliance, color and sometimes disappointment.

Here is a capsule summary of the 83 years of Miami basketball that has played a part in the history of the athletic program at the University and its neighboring community.

## **The 1920s: Miami's First Time**

- The Hurricanes fielded a freshman team in 1926-27, finishing 7-1 under head coach Art Webb.
- In 1927-28, the first official varsity basketball team at the University of Miami posted an 8-4 mark, knocking off Rollins, 51-15, in the opener.

## **The 1930s: A Missing Link**

- Miami records list no official results from 1932 through 1938. During that period of time, representatives from the school played local AAU and church-sponsored teams under coach Tom McCann.
- The Hurricanes returned to intercollegiate competition in the 1938-39 season, posting a 4-6 record under head coach Hart Morris.

## **The 1940s: World War II Stops Play**

- Like many other institutions across the nation, Miami dropped intercollegiate basketball during the war years of 1942-1945.
- Morris returned as head coach along with the program in 1946 and was the UM mentor until 1952 when Dave Wike took over for a two-year stint as the UM coach.

## **The 1950s: UM's Glory Years**

- In 1954, the University named Bruce Hale as its head basketball coach. The retired Air Force captain and former professional basketball star held the UM head coaching post for 13 seasons, leading the Hurricane program through its glory years of intercollegiate basketball. Be-

fore the end of Hale's tenure in 1967, the Hurricanes won 220 games and lost 112 for a .663 winning percentage. Hale's first Miami team turned in a 9-11 record, but there were no other losing campaigns in the next 12 years. The streak of non-losing seasons extended through the 1968-69 season — marking 14 consecutive campaigns of .500 basketball or better for UM.

- Hale's 1959-60 club was the first UM men's basketball team to advance to the NCAA Tournament and finish the season ranked in the Associated Press Top 10. That 1959-60 edition ran its record to 23-3 before bowing to Western Kentucky, 107-84, in the first round of the tournament.

- During that historic '59-60 NCAA Tournament year, junior guard Dick Hickox became the first UM basketball player to earn All-America recognition. Hickox averaged 22.1 points per game during that season en route to becoming a second-team AP and UPI All-American.

## **The 1960s: Rick Barry's All-American Years**

- The Dick Hickox-led Hurricanes of 1960-61 returned to postseason play — falling in the first round of the NIT to St. Louis, 58-56. The 1960-61 squad compiled a 20-7 record.
- In 1962-63, Miami advanced to the second round of the NIT before falling to Providence, 106-96. An opening round NIT victory over St. Francis (N.Y.), 71-70, marked the first Miami victory in postseason play.
- From 1962 through 1965, Miami recorded three consecutive 20-win seasons, rolling up a composite record of 65-16. The star of these Hurricane glory teams was a brilliant scorer named Rick Barry.
- In 1964-65, Barry became the Hurricanes' only consensus All-America selection. The 6-7, 200-pound native of Roselle Park, New Jersey led the nation in scoring with a 37.4 average in his senior season. He went on to become the only player in basketball history to win single-season scoring titles in the NCAA, ABA and NBA. He was inducted into the Basketball Hall of Fame in Springfield, Mass., in 1986.
- The 1964-65 Miami squad, led by Barry's scoring brilliance, established a new NCAA scoring record by averaging 98.4 points per game. The 'Canes, however, were not allowed to participate in the NCAA Tournament that year — after posting a 22-4 record — because of recruiting violations.
- Bruce Hale resigned after 1966-67 and assistant Ron Godfrey assumed the head coaching responsibilities.

## **The 1970s: First Era Ends**

- Don Curnutt closed out his Miami basketball career in 1970 as the Hurricanes' third player to receive All-America recognition.
- February 27, 1971 — The last victory by a University of Miami men's basketball team for 14 years came in the second-to-last game of the season, a 100-94 triumph against Florida State at home in the Dinner Key Auditorium. The 'Canes shot a season-high 62.5 percent from the floor and all five Miami starters scored in double figures.
- March 1, 1971 — After posting a four-year record of 47-56 at Miami, Ron Godfrey resigned his post as head basketball coach, effective following UM's final game of the season against nationally-ranked Jacksonville.

- March 2, 1971 — The last game played by a University of Miami men's team until 1985 took place at the Dinner Key Auditorium where one of the largest UM home crowds in years turned out to see the Hurricanes host nationally-ranked Jacksonville. The Dolphins handed Miami a 94-75 loss that remained as UM's last contest for the next 14 years.

## **1983: UM Commits To Rebuild**

- July 15, 1983 — Sam Jankovich was named athletic director at the University of Miami. Coming to UM after a successful stint as the athletic director at Washington State, Jankovich immediately announced that the resurrection of men's basketball at Miami would be his primary priority in the early months of his tenure, enabling UM to have "one of the nation's most complete and visible overall programs in the country."
- October 12, 1983 — The University of Miami Board of Trustees unanimously voted to reinstate men's basketball at the University of Miami. The Board made the decision after reviewing a report submitted by newly hired Athletic Director Sam Jankovich, which stated that men's basketball can be a revenue-producing venture. Moreover, nearly \$500,000 had already been raised in support of bringing basketball back to the University. It was also announced that the Hurricanes would be ready to compete on the Division I level in the 1985-86 season, and the downtown James L. Knight Center was home for the reborn program.

"This is an exciting day for the University and for the athletic program," UM President Edward T. Foote II said. "And we are keeping in mind the priorities of academics first and athletics second ... we are pleased that the changes in the economics of intercollegiate basketball allow the University to resurrect one of the country's most popular sports. We look forward to welcoming these Hurricanes home again."

## **1984: Foster Hired As Coach**

- March 21, 1984 — Bill Foster, a 47-year-old native of Hemingway, S.C., was named the seventh men's basketball coach at the University of Miami. Foster came to Miami after 19 years as a head coach at Shorter College, Charlotte and Clemson. Foster also announced that Clint Bryant, a long-time assistant at Clemson, would also join the Miami staff.
- April 9, 1984 — Foster announced the hiring of a second assistant coach, Seth Greenberg, who was serving as an assistant coach to Terry Holland at Virginia.
- April 16, 1984 — Tim Harvey, a 6-10, 240-pound center, became the first basketball player to commit to the University of Miami in over 14 years. The Plainfield, N.J., native announced that he would transfer to Miami after spending two seasons in the Georgia Tech program.
- July 1, 1984 — A third assistant coach was hired to complete the basketball staff. Miami native Cesar Odio returned home after serving as an assistant coach at his alma mater, Florida Southern.
- October 11, 1984 — Nearly one full year after the announcement that basketball would return to the University, Athletic Director Sam Jankovich announced that a million dollar-plus practice facility would be constructed on the Coral Gables campus. The new all-purpose struc-

# Miami Men's Basketball History

ture — located between the Hecht Athletic Center and the Greentree Track would be funded through a gift from the James L. Knight Charitable Trust.

- The first phase of the 1985-86 basketball schedule was also announced on this day, and the line-up included such perennial powers as North Carolina, Georgia, Notre Dame, Marquette and Dayton.

- October 15, 1984 — The first men's basketball practice session in more than 12 years was held on the patio in the center of campus. More than 200 members of the student body participated.

## **1985: With Everything In Place, Miami Tips Off Again**

- April 25, 1985 — Foster announced that UM's 1985-86 basketball roster would include nine freshmen, one sophomore and one junior as the spring signing period ends for NCAA basketball.

- August 16, 1985 — Athletic Director Sam Jankovich announced that the 1985-86 basketball schedule had been completed and that network television coverage of the Hurricane program would include two games on CBS (Arizona) and ESPN (Notre Dame).

- Jankovich also announced the completion of a local television schedule (on WBFS Channel 33) that would bring all nine UM road games back to Miami by way of live local broadcasts. Channel 33 would also carry select home games in the Knight Center.

- WIOD Radio, the radio voice of UM football and baseball, would also carry all Hurricane basketball games with veteran Hurricane announcer Sonny Hirsch at the microphone.

- October 15, 1985 — Basketball practice officially begins at the University of Miami in the Knight Sports Complex.

- November 12, 1985 — The Knight Sports Complex was dedicated at a gala banquet that was held on the basketball courts of the new structure. CBS basketball analyst Billy Packer served as the evening's guest speaker for an event which welcomed more than 500 guests to the on-campus home of Hurricane basketball. The facility served as the practice home to the men's and women's basketball programs, while also housing the men's basketball coaching staff offices. In addition, the Knight Sports Complex enabled the athletic program to more than double the size of the existing strength room, while also providing meeting rooms and lecture rooms for all of Miami's student-athletes.

- November 22, 1985 — The brand new era of Hurricane basketball was ushered in by a young UM squad which defeated The Citadel, 85-77, in front of a sellout crowd of 4,984 at the Knight Center. Dennis Burns (24 points), Kevin Presto (22) and Eric Brown (21) combined to lead the Miami offense, while Bryan Hughes enjoyed the distinction of scoring Miami's first point in 14 years (a free throw with 18:34 remaining in the first half).

- November 30, 1985 — Miami stuns 1985 NCAA Tourney participant Georgia with a thrilling 81-78 victory to capture the first AMI Classic Championship at the James L. Knight Center.

## **End of the 1980s: UM Moves Forward, Upsets Top 20 Teams**

- March 5, 1986 — An 84-62 loss to Marquette in Milwaukee closed the Hurricanes' first season since 1970-71. Miami finished the year with a 14-14 record, giving Bill Foster his 19th non-losing record in 20 years as a collegiate head coach.

- The 1986-87 season — Though still considered "America's Youngest Team," Miami compiled a 15-16 slate — recording upset victories against Marquette, Stanford and Florida State, while losing by only four points to future BIG EAST foe Providence — a team that advanced to the NCAA Final Four.

- The 1987-88 season — Thrilling victories against Providence and Virginia Commonwealth propelled the 'Canes to continued improvement with a 17-14 record. Following the season, center Tito Horford announced his intention to enter the NBA Draft without completing his final two seasons of eligibility. Miami was left with anything but a depleted roster as 10 lettermen, including eight seniors, returned for UM's fourth season.

- April 12, 1988 — Athletic Director Sam Jankovich announces plans to move Hurricane Basketball to the new \$56 million Miami Arena. Also home to the NBA's Miami Heat, the state-of-the-art basketball facility signified a new era in the rise of basketball in South Florida.

- December 10, 1988 — A crowd of 6,654 watch the Hurricanes run neck-and-neck for 40 minutes with ACC powerhouse Duke. Blue Devil Danny Ferry needs a superhuman performance to stop the 'Canes as he connects on 23-of-26 shots en route to 58 points. Ferry later calls Miami "a definite Top 40 team."

- January 12, 1989 — Joel Warren's free throw, his only point of the evening, with two seconds remaining clinches Miami's first victory over a Top 20 team as the 'Canes upset defending national champion and No. 16-ranked Kansas, 87-86, at the Miami Arena.

- March 6, 1989 — The Hurricanes post an 89-82 win against FIU in the first annual Carnival Miami Cup. The win leaves Miami with a 19-12 slate, good enough for the best record in 24 years and 10 seasons at Miami. Eric Brown ends his brilliant Miami career with 2,270 career points, just 28 behind All-American Rick Barry's Hurricane record of 2,298.

- December 6, 1989 — Miami hands an 87-82 loss to eventual NCAA tournament participant Dayton as a Hurricane squad that includes six freshmen and no seniors jumps out with three consecutive wins to start the season.

## **1990: Hamilton Hired, UM Joins The BIG EAST**

- January 18, 1990 — Nearly 5,000 fans turn out to watch one of the most exciting Hurricane games ever as Miami edges Florida State in double overtime, 101-97.

- February 19, 1990 — Miami storms back to post a 62-59 victory against Florida, ending the Gators 11-game win streak against the 'Canes that began during the 1964-65 season.

- March 6, 1990 — The Hurricanes send head coach Bill Foster out on a winning note as one of the most successful and respected collegiate coaches in the nation leaves Miami following an 83-55 win against FIU. Foster's six-year rebuilding record at Miami stands at 78-71 (.523),

while his overall career mark stood at 431-247 (.636) in 24 seasons.

- April 2, 1990 — UM Athletic Director Sam Jankovich ends a national search for a new coach that spanned an entire season with the hiring of Leonard Hamilton from Oklahoma State. "After meeting with Leonard Hamilton for just five minutes," said Jankovich, "with that smile and that enthusiasm, there was no question who I wanted as coach of the University of Miami."

- October 10, 1990 — On the combined recommendation of President Edward T. Foote and Athletic Director Sam Jankovich, the University's Board of Trustees unanimously votes to accept an invitation to become the 10th member of the BIG EAST Conference. The Hurricane Basketball program will begin BIG EAST play in the 1991-92 season.

- December 28, 1990 — The Hurricanes rebound from back-to-back double overtime defeats to upset No. 28 Mississippi State, 74-67, in the consolation contest of the Eastern Airlines Palm Beach Classic. Joe Wylie is voted to the all-tournament squad after breaking seven tourney records including total points with 60 in the two games.

- January 3, 1991 — Joe Wylie becomes the 17th player in UM basketball history to score 1,000 career points. Wylie would later go on to finish his UM career ranked No. 8 for both scoring and rebounding in the UM record books.

- March 6, 1991 — Leonard Hamilton's inaugural season ends with a 9-19 record. However, there were large doses of success throughout the year as the 'Canes were victorious in six of their final nine contests and finished ranked No. 128 in the *USA TODAY* computer rankings — Miami's highest finish since the rebirth of the program (including 1988-89 when the 'Canes produced a 19-12 record).

- April 10, 1991 — Leonard Hamilton's first recruiting class is completed with the signing of Ochiel Swaby of Miami, the nation's leading high school scorer with 47.1 points per game. Along with Hamilton's three signees in the Fall of 1990 — Michael Gardner of Fredericksburg, Va., Pat Lawrence of St. Petersburg and 7'3" Constantin Popa of Bucharest, Romania — the freshmen class for the 1991-92 season was ranked in the Top 25.

- January 2, 1992 — Miami tips off in its inaugural BIG EAST contest at UConn's Gampel Pavilion. It is a baptism by fire for the young Hurricanes as the game at UConn is the first of four consecutive conference games in 10 days for Miami.

- January 14, 1992 — In the first home conference game in UM history, the Hurricanes shock the nation with a stunning 45-42 upset of perennial BIG EAST power St. John's. The UM victory would ultimately cost the Redmen the outright conference championship as they completed the regular season in a tie with Georgetown and Seton Hall.

- March 12, 1992 — Miami turns the Big Apple upside down with a convincing 83-71 victory against Pittsburgh in the BIG EAST Tournament at Madison Square Garden. The Panthers had beaten Miami in the two regular-season contests by a total of 52 points, but Jerome Scott (30 points) and Trevor Burton (25 points) led a spirited Miami squad past Pitt and into the second round of the conference showcase. Earning the respect of the league and



# Miami Men's Basketball History

nation, Miami led Georgetown, 34-33, at the half of their quarterfinal contest before dropping a 77-64 decision to the Hoyas. The 1-1 performance in New York ended the Hurricanes' 1991-92 campaign at 8-24. For his individual performance, Jerome Scott is honored as a member of the BIG EAST All-Tournament Team.

- April 28, 1992 — Head Coach Leonard Hamilton takes another giant step in the development of Miami basketball with the completion of his second recruiting class. Six prep standouts, including Steven Edwards of Miami Senior High School, make up the new Hurricane class which is ranked No. 4 in the nation.
- January 2, 1993 — For the second consecutive season, Miami opens its home BIG EAST schedule with a victory as the Hurricanes upset No. 10 Georgetown, 80-69. The resounding victory marks the highest-ranked team the 'Canes have defeated since the rebirth of the program.
- March 6, 1993 — Miami finishes the regular-season campaign with a thrilling 77-76 win over Villanova at Miami Arena. The victory gives Miami a 7-2 record in home BIG EAST games and an increase of six victories over the Hurricanes' first season in conference play (1-17 to 7-11) to mark the third-largest jump in the win column in BIG EAST history.

## **1995: UM Enjoys a Banner Year**

- January 11, 1995 — Once again, St. John's is the victim as the Hurricanes enjoy a BIG EAST first. Miami stuns the Red Storm, 82-79, in a nationally televised game on ESPN to record its first BIG EAST road victory. Freshman Kevin Norris led the way with a 21-point, eight-rebound performance which earned him BIG EAST Rookie of the Week honors.
- February 4, 1995 — The Hurricanes prove they are one of the most improved teams in the nation with an impressive 67-61 win against 13th-ranked Georgetown in Miami Arena. The victory is Miami's first against a nationally-ranked opponent since an 82-77 win over 25th-ranked St. John's in February of 1993.
- February 11, 1995 — Steven Edwards buries a three-point field goal, the 171st trey of his career, just 39 seconds into the second half against Providence to become UM's all-time leader in three-point field goals made. UM defeats the Friars, 69-63, to earn its first BIG EAST Conference regular-season series sweep and in the process present Coach Leonard Hamilton his 100th career victory.
- February 25, 1995 — UM comes back from five points down in the final minute to force overtime before eventually defeating Boston College, 77-71, at Conte Forum. The victory is UM's first BIG EAST overtime win.
- February 28, 1995 — For the second consecutive game, the Hurricanes overcome a five-point deficit in the final minute of regulation and record an overtime victory. The 76-68 win over Pittsburgh is the Hurricanes' ninth league victory of the season and assures them of their first .500 league season and puts UM over the .500 mark (9-8) for the first time in BIG EAST play. The win also assures Miami of at least a .500 overall season for the first time since the 1988-89 campaign.
- March 4, 1995 — A record UM crowd of 11,263 pours into Miami Arena to watch the Hurricanes take on fourth-ranked Connecticut in the regular-season finale. In the

contest, Steven Edwards becomes the 20th player in UM history to top the 1,000-point plateau. Miami, which lost a tough 75-67 decision, finished the season with a 9-9 record in BIG EAST play, establishing a new conference record for single-season improvement. Miami's nine-win conference increase tied Louisiana Tech for the best conference improvement in the nation. Miami made a habit out of winning close games in 1995. The Hurricanes went 9-1 in 1995 in BIG EAST games decided by six points or less or in overtime.

- March 6, 1995 — UM President Edward T. Foote II and Ryder System, Inc. Chairman, President and Chief Executive Officer M. Anthony Burns announce that Ryder System, Inc. has committed approximately \$9 million to the development of The RYDER Center, an on-campus multipurpose facility which will serve as the future home of UM basketball.
- March 9, 1995 — Head Coach Leonard Hamilton is named BIG EAST Conference Coach of the Year.
- March 15, 1995 — UM makes its first postseason appearance in 31 years with a National Invitation Tournament contest at Penn State. The Nittany Lions need a big second half rally to record a 62-56 victory and eliminate the Hurricanes.
- March 21, 1995 — Leonard Hamilton earns his second coach of the year honor as United Press International tabs Hamilton National Coach of the Year.
- March 27, 1995 — Leonard Hamilton is rewarded for rebuilding the Hurricane program and is given a new four-year contract.
- June 28, 1995 — Constantin Popa becomes the 12th Hurricane to be chosen in the NBA Draft as the Los Angeles Clippers select him in the second round with the 53rd overall pick.

## **The Mid 90s: UM Moves Forward**

- January 3, 1996 — The Hurricanes opened the New Year in style cruising to a 75-66 victory in Miami Arena against 11th-ranked Syracuse, the eventual NCAA Tournament runner-up. The 'Canes set a school BIG EAST record by connecting on 71.4 percent (20-28) of their field goal attempts in the second half. UM also set a school BIG EAST record for points in a half with 50 second-half points.
- January 8, 1996 — The Hurricanes' game at Seton Hall was postponed due to the Blizzard of '96. The postponement was the first since the rebirth of the program in 1985. Four BIG EAST games were postponed due to the blizzard. Prior to those four contests only two games in the 17-year history of The BIG EAST had been postponed and all were due to inclement weather.
- February 10, 1996 — Steven Edwards became The BIG EAST Conference all-time leader in three-point field goals made in league play (167) when he connected on a trey with 5:39 left in UM's 62-58 loss to 21st-ranked Boston College. Edwards finished his career with 178 three-point field goals in BIG EAST play.
- February 20, 1996 — Steve Rich turned in one of the greatest individual performances in UM history, scoring a career-high 43 points and grabbing 13 rebounds as the 'Canes rallied from a 12-point second-half deficit to defeat St. John's, 96-91, in double overtime at the Miami Arena. Rich, who had 22 points in the second half,

sent the game into overtime with a six-foot jumper with 3.6 seconds left in regulation. Rich also sent the game into double-overtime when he hit a free throw with 36 seconds remaining in the first extra session. He put UM ahead to stay with a pair of free throws with 3:52 remaining in the second overtime.

- March 4, 1996 — Tim James became the second Hurricane in the past two years to earn a spot on The BIG EAST Conference All-Rookie team.
- March 7, 1996 — UM finishes the 1995-96 campaign with a 15-13 record for the second straight season.
- January 11, 1997 — Kevin Norris hits two free throws with .8 seconds remaining to give Miami a 61-59 upset win against ninth-ranked Villanova. The win was the Hurricanes first road win against a ranked opponent.

## **1997-98: Miami Returns To NCAA Tournament**

- November 21, 1997 — Miami defeats 17th-ranked Charlotte, 89-72 at Miami Arena, marking the highest ranked non-conference opponent the Hurricanes have defeated since 1989.
- December 22, 1997 — UM improves to 9-0, tying the school record for consecutive victories to open a season, with a 65-57 win at Memphis.
- December 27, 1997 — Kevin Norris recorded a team-high six assists against Georgia Tech to move into first-place on UM's career assist list. Norris passes Kevin Presto, who recorded 412 assists from 1985-89.
- January 6, 1998 — Miami knocks off No. 8 Connecticut, marking the highest-ranked opponent UM has defeated in Miami Arena.
- February 4, 1998 — Kevin Norris records one steal against Providence to move into first place on Miami's career steals list. Norris surpassed Jerome Scott, who recorded 187 steals from 1988-92.
- February 28, 1998 — Miami ends the regular season 18-8 following a 70-66 win over 19th-ranked West Virginia at Miami Arena.
- March 3, 1998 — Tim James is named to the All-BIG EAST First Team, becoming the first Hurricane to be named first-team all-conference.
- March 8, 1998 — Miami receives its first NCAA Tournament bid since 1960. The Hurricanes, seeded 11th in the South Region, will face sixth-seeded UCLA at the Georgia Dome in Atlanta.
- March 13, 1998 — No. 19 UCLA defeats Miami, 65-62, in the opening round of the NCAA Tournament. Miami sophomore Johnny Hemsley came off the bench to record a double-double of 13 points and 11 rebounds and was named Chevrolet Player of the Game. The game was aired nationally on CBS and was Miami's first national appearance on network television since 1988.

## **1998-99: Miami's Breakthrough Season**

- December 27, 1998 — Miami defeats Ohio State, 72-64, at the HIP Orange Bowl Basketball Classic. Ohio State goes on to reach 1999 NCAA Final Four.
- January 6, 1999 — Miami defeats No. 10 St. John's, 84-79, at Miami Arena marking the fifth consecutive season the Hurricanes have defeated a ranked opponent at Miami Arena.
- January 18, 1999 — Miami debuts at No. 25 in the Associated Press Top 25 College Basketball poll. The rank-

# Miami Men's Basketball History

ing marks the first for Miami by The Associated Press since 1960.

- January 20, 1999 — Miami plays No. 1 Connecticut in front of a school record crowd of 15,147 at Miami Arena. In one of the season's most dramatic games, John Salmons' three-point attempt rolled in-and-out at the buzzer as UConn held on for a 70-68 overtime win.
- February 3, 1999 — Miami defeats No. 9 St. John's, 73-70, at Madison Square Garden.
- February 8, 1999 — Miami knocks off No. 18 Syracuse, 76-63, marking the Hurricanes first win ever in the Carrier Dome.
- February 20, 1999 — Miami defeats No. 2 Connecticut, 73-71, snapping the Huskies 16-game win streak at Gampel Pavilion. With the win, Miami becomes the first team in BIG EAST history to defeat Georgetown, St. John's, Syracuse and Connecticut on the road in the same season.
- February 23, 1999 — Miami defeats Pittsburgh, 85-52, at Miami Arena, improving UM's record to 20-5 on the season. The 20-win season is the first for Miami since 1964-65.
- March 1, 1999 — Miami moves up to ninth in the AP poll, marking the Hurricanes' first top-10 ranking since March 1, 1960.
- March 1, 1999 — Tim James and Johnny Hemsley are both named to the All-BIG EAST First Team.
- March 2, 1999 — Tim James is named BIG EAST Co-Player of the Year with Connecticut's Richard Hamilton, Johnny Hemsley is named the BIG EAST Most Improved Player and Leonard Hamilton is named the BIG EAST Coach of the Year for the second time of his career.
- March 5, 1999 — Vernon Jennings hands out eight assists against St. John's and passes Michael Gardner into first place on UM's single season assist list.
- March 7, 1999 — Miami receives its second consecutive NCAA Tournament bid and is seeded No. 2 in the East Region — the highest seed in school history.
- March 8, 1999 — Tim James is named to the All-America Third Team by the Associated Press becoming the fourth Hurricane in school history and first player since the rebirth of the program to earn All-America honors.
- March 12, 1999 — Miami defeats Lafayette College, 75-54, in its opening round game at the FleetCenter in Boston, Mass. The win marks the first NCAA Tournament victory in school history and ties the school record for wins in a season (23). Junior forward Johnny Hemsley sets a school record and tied the East Regional record connecting on nine three-pointers.
- March 14, 1999 — Miami's NCAA Tournament run ends with a 73-63 loss to Purdue.
- March 16, 1999 — Tim James is named to the All-America Third Team by the National Association of Basketball Coaches.
- June 30, 1999 — Tim James is selected by the Miami Heat with the 25th pick of the first round in the 1999 NBA Draft in Washington, DC. James is the first Hurricane to be drafted since 1995 and the first Hurricane to be selected in the first round since 1965.

## 1999-2000: Hurricanes Become Beast of the BIG EAST

- November 8, 1999 — Hurricanes debut at No. 25 in the preseason Associated Press poll marking the first preseason AP ranking in UM history.
- November 30, 1999 — Johnny Hemsley scores 19 points against Bethune-Cookman to become the 22nd player in UM history to record 1,000 career points.
- January 22, 2000 — Mario Bland scores 24 points against Boston College to become the 23rd player in UM history to record 1,000-career points.
- February 19, 2000 — UM defeats No. 18 Connecticut, 63-57, becoming the first school in BIG EAST history to win consecutive games at Gampel Pavilion in Storrs, Conn.
- February 29, 2000 — Vernon Jennings hands out 10 assists against Pittsburgh to break his own UM single-season assists record. Jennings would end the season with 218 assists.
- March 5, 2000 — Miami defeats No. 18 St. John's, 74-70, in overtime to capture the BIG EAST regular-season championship. The win also marks UM's second-straight 20-win season.
- March 6, 2000 — Miami returns to The Associated Press poll with a No. 23 national ranking.
- March 7, 2000 — Johnny Hemsley is named to the All-BIG EAST Second Team while Mario Bland earns third-team honors.
- March 10, 2000 — Vernon Jennings hands out eight assists against St. John's to move into first place on UM's career assists list. Jennings would end his career with 520 assists.
- March 12, 2000 — UM receives its third consecutive NCAA Tournament bid and is the No. 6 seed in the South Region.
- March 13, 2000 — UM returns to the *USA TODAY*/ESPN poll with a No. 25 ranking.
- March 19, 2000 — Miami defeats No. 18 Ohio State, 75-62, in the second round of the NCAA Tournament to advance to the Sweet 16 for the first time in school history. The win is UM's 23rd of the season, tying the school record for wins in a season.
- March 24, 2000 — Tulsa defeats Miami, 80-71, in the South Regional semifinal to end the Hurricanes' season. Miami finished with a 23-11 record.
- April 4, 2000 — Miami ends the season ranked 23rd by the Associated Press and No. 20 in the *USA Today*/ESPN poll.
- June 15, 2000 — Leonard Hamilton steps down as head coach to accept the head coaching job with the NBA's Washington Wizards.
- July 6, 2000 — After a nationwide search, Athletic Director Paul Dee names Perry Clark, formerly of Tulane, as the ninth head basketball coach at the University of Miami.

## The Perry Clark Era Begins

- November 18, 2000 — UM defeats Florida Atlantic, 76-59, marking head coach Perry Clark's first win at Miami. Darius Rice scores 26 points, establishing a UM freshman record for most points scored in a season opener.
- December 9, 2000 — Darius Rice scores a UM freshman record 35 points in the Hurricanes' 83-72 win over UCF.

- January 10, 2001 — Darius Rice establishes a UM freshman record with seven three-point baskets in an 85-74 loss at Virginia Tech. Rice scores 31 points becoming the first freshman in UM history to record two 30-point games in a season.
- January 20, 2001 — Miami defeats 15th-ranked Connecticut, 77-74, marking the seventh-straight season in which the Hurricanes have defeated a ranked opponent at Miami Arena.
- January 22, 2001 — Freshman Marcus Barnes is named BIG EAST Rookie of the Week after averaging 22 points in UM wins over Providence and Connecticut. Barnes becomes the first Hurricane since Tim James in 1996 to earn Rookie of the Week honors.
- February 13, 2001 — Miami defeats its third-straight ranked opponent with a 68-57 win versus No. 10 Syracuse at the Carrier Dome.
- February 19, 2001 — Darius Rice earns BIG EAST Rookie of the Week honors after averaging 21 points per game in wins against Syracuse and Villanova.
- February 28, 2001 — The Hurricanes defeat West Virginia, 73-66, at Miami Arena to clinch their seventh consecutive winning season. The win also marks head coach Perry Clark's 200th career victory.
- March 4, 2001 — John Salmons is named the BIG EAST Player of the Week after averaging 26.5 points and 10.0 rebounds in UM wins against West Virginia and Villanova.
- March 6, 2001 — John Salmons is named to the All-BIG EAST Third Team and Darius Rice is named to the BIG EAST All-Rookie Team by a vote of the league's coaches.
- March 11, 2001 — Miami receives a bid to the National Invitation Tournament. The postseason berth is the fifth straight for Miami and sixth in the last seven seasons.
- March 14, 2001 — The Hurricanes' season ends with a heartbreaking 60-58 loss at Auburn in the opening round of the NIT.

## 2001-02: Miami Enjoys Record Breaking Season

- November 20, 2001 — Miami defeats Clemson, 67-65, in the championship game of the Virgin Islands Paradise Jam. The tournament championship is the Hurricanes' first since the 1988 Eastern Airlines Palm Beach Classic. Senior John Salmons is named the tournament's MVP, while sophomore Darius Rice was named to the all-tournament team.
- December 3, 2001 — Junior James Jones ties the UM single-game record with eight blocked shots in a 77-59 win over FIU.
- December 15, 2001 — Miami defeats No. 21 Indiana, 58-53, in the Orange Bowl Basketball Classic. James Jones is named the game's MVP after recording 13 points, 13 rebounds and five blocks. Indiana would go on to reach the NCAA Tournament championship game.
- December 18, 2001 — Miami improves to 10-0 on the season, setting a school-record for consecutive wins to open a season following a 90-62 win against Florida A&M.
- December 22, 2001 — John Salmons scores 15 points in Miami's, 64-56, win over Charlotte to become the 24th player in UM history to surpass 1,000 career points.
- December 23, 2001 — John Salmons is named BIG

# Miami Men's Basketball History

EAST co-Player of the Week with St. John's Marcus Hatten after averaging 10.5 points, 8.0 rebounds, 10.0 assists, 3.5 steals and 3.0 blocks in wins against Florida A&M and Charlotte.

- December 24, 2001 — Miami debuts at No. 24 in the Associated Press poll and at No. 23 in the ESPN/USA Today Coaches poll.

- December 30, 2001 — Miami defeats St. Francis (Pa.), 71-48, concluding its non-conference season 13-0. The perfect non-conference record is the first in school history.

- December 31, 2001 — John Salmons is named BIG EAST Player of the Week for the second-straight week after averaging 20.0 points, 4.0 rebounds, 4.5 assists and 2.0 steals in wins versus LSU and St. Francis (Pa.). Salmons joins former UM great Tim James as the only Hurricanes to win the award in back-to-back weeks.

- January 2, 2002 — Miami defeats No. 24 Georgetown, 79-71, tying the school-record for consecutive victories (14-0).

- January 19, 2002 — The Hurricanes rally from a 13-point second-half deficit to defeat Providence, 102-96, in overtime. The 13-point second-half comeback tied the UM BIG EAST record.

- January 28, 2002 — Darius Rice is named BIG EAST Player of the Week after recording 30 points and 10 rebounds in the Hurricanes win against Villanova.

- February 2, 2002 — Miami defeats No. 17 Connecticut, 68-66, marking the eighth-straight season the Hurricanes have defeated a ranked team at home.

- February 4, 2002 — The Hurricanes reach a season-high national ranking of 12th by the Associated Press and 11th in the ESPN/USA TODAY poll.

- February 21, 2002 — James Jones is named to the Verizon All-Academic District III Basketball team.

- February 26, 2002 — Darius Rice scores 30 points to lead Miami to an 81-65 win at Providence. The win is the 22nd of the season marking the most regular-season wins for the Hurricanes since joining the BIG EAST in 1991.

- February 28, 2002 — Darius Rice (first team) and John Salmons (second team) are National Association of Basketball Coaches All-District 6 selections.

- March 2, 2002 — Miami defeats Virginia Tech, 83-77, on Senior Day at Miami Arena. The Hurricanes tie the school single-season record for victories with their 23rd of the season.

- March 4, 2002 — John Salmons and Darius Rice are named to the All-BIG EAST Second Team while James Jones earns third team honors.

- March 5, 2002 — John Salmons receives the first BIG EAST Sportsmanship Award.

- March 7, 2002 — The Hurricanes establish a new school-record for wins in a season (24) with an 84-76 overtime win over Georgetown in the quarterfinals of the BIG EAST Tournament.

- March 9, 2002 — Sophomore Marcus Barnes is named to the BIG EAST Championship All-Tournament Team after averaging 23.5 points in two tournament games.

- March 10, 2002 — Miami receives a bid to the NCAA Tournament. Miami is seeded 5th and will face 12th-seeded Missouri in Albuquerque, N.M.

- March 14, 2002 — Miami's season ends with a 93-80 loss to Missouri in the NCAA Tournament. The Hurricanes end the season with a 24-8 record marking the most wins in school history. The Hurricanes also set season records in three-point field goals (236), three-point field goal attempts (684) and blocked shots (190).

## **2002-03**

- December 18, 2002 — James Jones scores 26 points against Arkansas-Pine Bluff to become the 25th player in UM history to surpass 1,000 career points.

- December 21, 2002 — Darius Rice scores 32 points against No. 13 Florida in the Wachovia Orange Bowl Basketball Classic to become the 26th player in UM history to surpass 1,000 career points.

- January 4, 2003 — Miami christens the \$48 million Convocation Center with a thrilling, 64-61, overtime win against North Carolina.

- January 20, 2003 — Darius Rice scores a career-high 43 points, including a steal and three-point basket as time expires to knock off 11th-ranked Connecticut, 77-76, at the Convocation Center. The win marks the ninth consecutive season in which the Hurricanes have defeated a ranked opponent. The 43 points scored by Rice ties him for third on the all-time BIG EAST single-game scoring list.

- February 20, 2003 — James Jones is named Verizon Academic All-District II for the second-straight season.

- February 28, 2003 — Darius Rice is named to the All-District 6 First Team. Rice becomes the first Miami player since Tim James (1998, 1999) to earn first team all-district honors in consecutive seasons.

- March 6, 2003 — James Jones is named to the Second Team Verizon Academic All-America.

- March 10, 2003 — Darius Rice is named third-team All-BIG EAST by a vote of the league's coaches.

- June 26, 2003 — James Jones is selected in the second round of the NBA Draft by the Indiana Pacers.

## **2003-04: The BIG EAST Era Ends, Miami Joins The ACC**

- December 7, 2003 — Guillermo Diaz is named BIG EAST Rookie of the Week after averaging 17.0 points, 1.5 rebounds and 3.5 steals per game in victories against Stetson and FIU.

- December 29, 2003 — Rob Hite is named BIG EAST Player of the Week after averaging 22.5 points, 6.0 rebounds and 2.0 steals per game in wins against North Carolina A&T and Florida Atlantic.

- January 17, 2004 — Rob Hite ties a UM single-game record for three-point field goal percentage going 5-5 from behind the arc against Virginia Tech.

- February 4, 2004 — Rob Hite ties a modern day Miami single-game record for free throw percentage connecting on 10-10 free throw attempts against Rutgers.

- February 7, 2004 — Darius Rice starts his 109th game as a Hurricane, setting a new UM record. Rice would end his career with 113 career starts at Miami.

- February 11, 2004 — Miami falls 74-72 in overtime to Boston College marking the fourth overtime loss of the season, setting a BIG EAST single-season record.

- February 19, 2004 — Darius Rice is named First Team All-District 6 by the NABC for the third-straight season. Rice is the first Hurricane to be named First Team All-District three times.

- March 6, 2004 — Darius Rice scored 16 points against West Virginia in his final game as a Hurricane to finish with 1,865 points, fourth most in UM history. Miami ends the season with a 14-16 record.

- March 8, 2004 — Darius Rice is named second team All-BIG EAST and Guillermo Diaz is named to the BIG EAST All-Rookie Team.

- March 26, 2004 — Perry Clark is dismissed from his head coaching duties at the University of Miami.

- April 12, 2004 — Frank Haith is named the University of Miami's 11th head men's basketball coach.

- July 1, 2004 — The University of Miami officially becomes a member of the Atlantic Coast Conference.

## **2004-05: The ACC/Frank Haith Era Begins**

- November 20, 2004 — Miami defeats Wofford, 67-64, giving Frank Haith his first victory.

- November 29, 2004 — Anthony King records the first triple-double in UM history with 11 points, 10 rebounds and an ACC-record 13 blocked shots against Florida Atlantic.

- December 4, 2004 — The Hurricanes knock off 19th-ranked Florida, 72-65, in Gainesville marking Miami's first win at Florida since January 10, 1963.

- December 13, 2004 — Rob Hite is named ACC Player of the Week becoming the first Hurricane to win the award.

- January 6, 2005 — Miami plays its first ACC game, falling 80-69 at Georgia Tech.

- January 9, 2005 — Miami records its first ACC win defeating NC State, 67-66, in front of a sellout crowd at the Convocation Center.

- January 12, 2005 — Guillermo Diaz is named ACC Player of the Week.

- January 12, 2005 — The Hurricanes record their first ACC road win with a 91-80 victory at Virginia.

- February 2, 2005 — Rob Hite scores 17 points against Virginia Tech to become the 27th player in UM history to record 1,000 career points.

- March 7, 2005 — Guillermo Diaz is named second team All-ACC, Robert Hite is named honorable mention All-ACC and Anthony King is named to the ACC All-Defensive Team.

- March 10, 2005 — Miami falls to Virginia, 66-65, in its first ACC Tournament game.

- March 13, 2005 — The Hurricanes receive a bid to the National Invitation Tournament.

- March 14, 2005 — Guillermo Diaz is named First Team NABC All-District 6 and Frank Haith is named NABC District 6 Coach of the Year. Haith is the first UM coach to earn District Coach of the Year honors.

- March 15, 2005 — Miami's inaugural season in the ACC ends with a 69-67 loss at South Carolina in the opening round of the NIT. South Carolina goes on to win the NIT title. Anthony King records three blocked shots against the Gamecocks, setting a UM single-season record (86).

## **2005-06**

- November 16, 2005 — The University of Miami and BankUnited enter into a 10-year agreement which re-names the Convocation Center the BankUnited Center.



# Miami Men's Basketball History

- January 14, 2006 — Miami knocks off No. 20 North Carolina, 81-70, in Chapel Hill marking the Hurricanes' first win at the Dean Smith Center.
- February 23, 2006 — Guillermo Diaz and Rob Hite are both named first team All-District 6 by the NABC marking the first time the Hurricanes have had two players on the first team in the same season.
- March 6, 2006 — Guillermo Diaz is named second team All-ACC while Rob Hite earns third team honors by a vote of the league's coaches.
- March 7, 2006 — Guillermo Diaz is named to the All-District IV First Team by the USBWA.
- March 9, 2006 — The Hurricanes win their first ACC Tournament game, overcoming a 12-point deficit over the final 12 minutes to defeat Clemson, 66-63, in Greensboro, N.C.
- March 15, 2006 — Miami defeats Oklahoma State, 62-59, in the opening round of the NIT at the BankUnited Center. It marks the first postseason game hosted by the Hurricanes.
- March 20, 2006 — UM records a 53-52 win at Creighton in the second round of the NIT marking Miami's first NIT road win.
- March 22, 2006 — The Hurricanes' season ends with a 71-65 defeat at Michigan in the NIT quarterfinals.
- June 28, 2006 — Guillermo Diaz is selected in the second round of the NBA Draft by the Los Angeles Clippers with the 52nd overall pick.

## 2006-07

- December 3, 2006 — In the 2006-07 ACC opener, the Hurricanes knock off 21st-ranked Georgia Tech, 90-82, at the BankUnited Center.
- December 4, 2006 — Sophomore Jack McClinton earns ACC Player of the Week honors, averaging 26.0 points, 2.0 assists and 1.5 rebounds in two games against Northwestern and Georgia Tech.
- January 10, 2007 — Miami downs No. 25 Maryland, 63-58, in College Park in front of a crowd of 17,950 Terrapin fans to improve to 2-0 versus ranked teams.
- January 22, 2007 — Freshman Dwayne Collins becomes the first UM player to earn ACC Rookie of the Week honors after averaging 18.0 points and 8.5 rebounds against Boston College and Florida State.
- March 5, 2007 — Jack McClinton, who concluded the 2006-07 regular season ranked first in the ACC in three point percentage (.438), three-pointers made per game (2.93) and free throw percentage (.896), earns Third Team All-ACC honors.
- March 8, 2007 — The Hurricanes upset fourth-seeded and 17th-ranked Maryland 67-62 in the first round of the 2007 ACC Tournament.

## 2007-08

- November 18, 2007 — Miami uses a 64-58 win over Providence to improve to 4-0 and claim the inaugural O'Reilly Auto Parts Puerto Rico Tip-Off Championship title. Junior Jack McClinton is named to the all-tournament team and ESPN's Andy Katz tabs Miami the "Team of the Week".
- December 13, 2007 — UM improves to 9-0 as Jack McClinton scores 29 points, including five three-point-

ers, to defeat Mississippi State, 64-58, snapping MSU's 23-straight December home win streak. With the Hurricanes trailing 56-51, the Baltimore, Md., junior knocked down three three-pointers and converted a pair of free throws in the final 3:22 to lead Miami to the comeback victory. For the game, McClinton hit 11-of-22 from the floor, 5-of-10 from three-point range and 2-of-2 from the line.

- December 17, 2007 — After nine-straight wins, including five away from the BankUnited Center, Miami jumps into the top 25 in a pair of national polls — ranked No. 22 in both the *USA TODAY/ESPN* Top 25 Coaches Poll and in the AP Top 25. It is the program's first ranking since a No. 21 showing in both polls during the week of Mar. 10, 2002. UM also tops three RPI polls with the nation's 18th-toughest schedule to date. Also, Jack McClinton earns ACC Player of the Week honors after his game-winning performance at Mississippi State.

- December 23, 2007 — Miami improves to 12-0 with a 95-64 win over North Carolina A&T. It marks the best start under fourth-year head coach Frank Haith and the program's second-best start ever.

- December 24, 2007 — Miami reaches a season-high No. 19 ranking in both the AP Top 25 and the *USA Today/ESPN* Top 25 Coaches Poll. It is the highest ranking since earning a No. 16 ranking by the *USA TODAY/ESPN* Poll on March 3, 2002, and No. 17 ranking by the Associated Press on Feb. 18, 2002, and is also the highest ranking for a Miami squad this early in the season.

- January 12, 2008 — Miami improves to 4-0 in ACC home openers, knocking off Georgia Tech, 78-68, at the BankUnited Center.

- February 20, 2008 — Sophomore Dwayne Collins scored a career-high 26 points (12-14 FGs, 2-3 FTs) to lead Miami to a 96-95 win over No. 4/5 Duke at the BankUnited Center — UM's first win over the Blue Devils in 45 years. The Hurricanes led by as many as 20 points in the second half and made six of eight free throws in the final 41 seconds to preserve the upset.

- February 25, 2008 — Dwayne Collins is named National Player of the Week by ESPN.com and Rivals.com after averaging 19.0 points and 16.5 rebounds per game, while shooting 72 percent from the field in wins over Duke and Maryland.

- March 1, 2008 — With a 95-93 win over Virginia, the Hurricanes earn their 20th win of the season for the 10th time in program history. Jack McClinton scored 34 points in the win, including a career-high seven three-pointers — tying the UM mark for the third-most three-pointers in a game.

- March 5, 2008 — With a 74-61 win over Boston College, the Hurricanes snap a 13-game skid versus the Eagles and set a new BankUnited Center record for home wins at 14-2. It also marks a program-best eighth win in the ACC.

- March 8, 2008 — Jack McClinton scores 22 points at Florida State to become the 29th Hurricane to score 1,000 points and just the fourth to do it in his first two seasons.

- March 10, 2008 — Jack McClinton, who finished the 2007-08 regular season ranked first in the ACC in three point percentage (.442), three-pointers per game (3.0) and free throw percentage (.900), becomes the first Hur-

ricane named to the All-ACC First Team. He is also the only first-team pick to also earn All-ACC Academic Team honors.

- March 16, 2008 — Miami is seeded seventh in the NCAA Tournament and will face 10th-seeded St. Mary's in Little Rock, Ark.

- March 21, 2008 — Jack McClinton scores a career-high 38 points, including 32 in the second half, to lead Miami past St. Mary's, 78-64, in NCAA first round play. Miami's 23rd win of the season ties for second-most wins in program history. McClinton's 38 points is the second-highest scoring total in the 2008 tournament.

- March 13, 2008 — Miami's season comes to a close with a 75-72 loss to second-seeded and seventh-ranked Texas in the NCAA's second round.

## 2008-09

- Preseason — Miami opens the season ranked among the nation's top 25 in both preseason polls for just the second time in program history. The Hurricanes were No. 16 in the preseason *USA TODAY/ESPN* Top 25 Coaches' Poll — tying the highest preseason ranking in program history — and No. 17 in the preseason Associated Press Poll — marking the team's highest preseason ranking in the AP Poll. At the league's annual Operation Basketball, the Hurricanes were picked to finish fourth in the ACC and Jack McClinton was selected to the Preseason All-ACC Team. He was also named to the Preseason Wooden List and was a candidate for both the Lowe's Senior CLASS Award and the Bob Cousy Award.

- Dec. 6, 2008 — Miami defeats Kentucky, 73-67, at Rupp Arena in front of 24,109 Wildcat faithful to mark the Hurricanes' first win at Rupp Arena. UM's 20-point halftime lead (46-26) is the largest by an opponent at Rupp since 1980. Miami added a 70-56 win over St. John's at Madison Square Garden on Dec. 27 to extend the list of notable venues in which Frank Haith's Hurricanes have won.

- Jan. 10, 2009 — With their 77-71 win over No. 17/24 Boston College, the Hurricanes win their fourth straight off their home court and snap a 10-year drought in Chestnut Hill.

- Feb. 4, 2009 — Miami wins its second game of the season over a ranked opponent, routing No. 6/7 Wake Forest, 79-52, for the program's largest margin of victory (27 points) over a ranked opponent and its largest margin of victory in ACC play. Jack McClinton scores 32 points — including a season-high six three-pointers — to move into UM's top 10 in career scoring.

- Feb. 9, 2009 — Jack McClinton is named ACC Player of the Week after averaging 33.0 points, 3.0 rebounds and 1.5 steals in a pair of games versus top-10 opponents in Wake Forest and at Duke. He adds 35 points in UM's next game versus No. 3/3 North Carolina, becoming the first Hurricane to have three-straight 30-point games since Eric Brown 21 seasons ago. Just two weeks later he is named to the Naismith Mid-Season List.

- March 3, 2009 — Jack McClinton earns National Association of Basketball Coaches (NABC) first team All-District honors.

- March 9, 2009 — For the second-straight season, Jack McClinton is named to the All-ACC first team. In addition, he is the only All-ACC honoree — on any team



# Miami Men's Basketball History

— to also earn All-ACC Academic Men's Basketball Team recognition. The Baltimore-native closes his career as the ACC's all-time leader in three-point field goal percentage (.440) and ranks second in career free throw percentage (.900).

- March 18, 2009 — Jack McClinton hit a career-high tying seven 3-pointers and scored 25 points to lead Miami to a 78-66 victory over Providence in the first round of the NIT, breaking his own school record for 3-pointers in a season. (He closed the season with 101 and his career with a UM-record 286 treys). With his fourth post-season win, Frank Haith has more postseason wins than any other coach in Miami men's basketball history.

- March 20, 2009 — Miami closes its season with a 74-60 loss at Florida in the second round of the NIT.

- March 2009 — The Hurricanes' new on-campus practice facility opens.

- April 2, 2009 — Jack McClinton wins the men's three-point championship at the 21st Annual College Slam Dunk and Three-Point Championships in Detroit heading into the NCAA Final Four.

- June 24, 2009 — UM's 2009 men's basketball signing class is nationally ranked No. 19 by Scout and No. 24 by ESPN, marking head coach Frank Haith's second Top 25 recruiting class in five years at the helm.

- June 26, 2009 — Jack McClinton is selected by the San Antonio Spurs with the 51st pick in the second round of the 2009 NBA Draft.

## 2009-10

- Nov. 14, 2009 — True freshman Durand Scott dishes out 10 assists — with zero turnovers — in his collegiate debut as Miami defeats visiting North Carolina Central, 83-53, en route to his first of a program-high four ACC Rookie of the Week honors. It is the most assists by a Hurricane in exactly three years and ties an ACC freshman record.

- Nov. 22, 2009 — James Dews scored 22 points and tournament MVP Dwayne Collins added 17 points and 15 rebounds to lead Miami past South Carolina, 85-70, to win the championship game of the Charleston Classic. Miami reached the championship game by beating Tulane, 74-54, in the opening round and UNC Wilmington, 67-60, in the second round.

- Dec. 2, 2009 — Durand Scott scored a season-high 20 points, including consecutive breakaway baskets in the final minute, and Miami remained unbeaten by rallying past Minnesota, 63-58, in the Big Ten/ACC Challenge. It was the first 20-point performance by a Miami freshman since Dwayne Collins finished with 24 at Boston College on Jan. 16, 2007.

- Dec. 12, 2009 — James Dews hit a career-high six 3-pointers as Miami tied a school record with 15 3-pointers in a 91-54 win over South Carolina State. The Hurricanes made nine 3-pointers in the first half, including four in the opening 6:36.

- Jan. 3, 2010 — James Dews scored 21 points and sank five 3-pointers as Miami knocked off Pepperdine, 86-63, for its 21st straight non-conference regular-season victory. UM, who closed its non-conference slate with a perfect 14-0 record, made 13 3-pointers and shot 53 percent from the field.

- Jan. 11, 2010 — After knocking off Wake Forest, 62-

53, the 15-1 Hurricanes enter the Associated Press Top 25 Poll at No. 23.

- Feb. 10, 2010 — James Dews made a 15-footer at the buzzer as Miami defeated No. 20 Georgia Tech, 64-62. Miami has defeated a ranked team in 14 of the last 15 seasons, including 14 wins over ranked opponents under Coach Haith.

- Feb. 17, 2010 — During halftime of Miami's game versus Duke, three former Hurricane greats were paid tribute to with the institution of honored jerseys. Jack McClinton (2006-09), Don Curnutt (1967-70) and Dick Hickox (1958-61) had their jerseys raised to the rafters of the BankUnited Center, next to the retired jerseys of Rick Barry and Tim James.

- March 2, 2010 — Durand Scott scored a season-high 29 points at North Carolina — the second-highest point production by an ACC rookie this season and the most points by a UM freshman in over nine years. Became the first Miami rookie since Guillermo Diaz (2003-04) to score 20 points in multiple games as a freshman.

- March 8, 2010 — Durand Scott became the first Hurricane named to the Atlantic Coast Conference All-Rookie Team. Miami has had an all-conference player in all six years under Coach Haith.

- March 11, 2010 — Reggie Johnson scored a career-high 22 points against his hometown school and 12th-seeded Miami routed fifth-seeded Wake Forest, 83-62, in the first round of the ACC Tournament. Johnson shot 8-for-8 from the field and 6-for-6 from the line to tie a UM record and set a new ACC Tournament freshman record as the first rookie to finish perfect from the field in a tourney game.

- March 12, 2010 — Durand Scott scored 11 of his 17 points in the final six minutes and 12th-seeded Miami continued its run in the ACC Tournament with a 70-65 victory over Virginia Tech. It marked the first time in program history that the Hurricanes won a pair of games in a conference tournament and marked the first time UM has advanced to the semifinals of the ACC Tournament. Since 1994, of the 482 teams seeded 10th or below in conference men's basketball tournaments around the country, Miami is the 28th 10-seed or below to advance to a conference semifinal — just the second 12-seed to do it in ACC history and the third ACC team seeded 10th or below.

- March 14, 2010 — Durand Scott was named to the ACC All-Tournament First Team and Reggie Johnson earned second-team honors. The freshmen tandem marks the first 'Canes to earn the accolades.

- May 6, 2010 — Former Hurricane Will Allen was selected as one of the world's 100 most influential people by *TIME Magazine* for work with his non-profit group Growing Power.

- June 25, 2010 — Dwayne Collins is selected by the Phoenix Suns with the 60th pick of the 2010 NBA Draft.

## 2010-2011

- Nov. 3, 2010- DeQuan Jones and Rion Brown combined for 32 points, nearly outscoring Barry University in the University of Miami's 102-33 blowout exhibition win over the Buccaneers to start the season.

- Nov. 12, 2010- Starting guard Malcolm Grant scored a then career-high 23 points — hitting a career-high typing

four three-pointers — and Durand Scott finished with 20 as the Hurricanes shook off a tough first-half challenge from the Jacksonville Dolphins, who advanced to the second round of the 2010 NIT.

- Dec. 4, 2010- The Hurricanes won their fourth game in a row and their eighteenth consecutive nonconference regular-season game at home with a win over West Virginia, who reached the Final Four in 2010.

- Dec. 23, 2010- Reggie Johnson scored a season-high 21 points and pulled down 12 rebounds to lead Miami past Akron 69-61 in the final round of the Las Vegas Holiday Hoops Classic. The Hurricanes (10-3) went 4-0 in the Classic, including a 3-0 mark in Las Vegas this week.

- Jan. 15, 2011- Trailing 68-67, Boston College had a chance to take the lead, but Miami backup center Julian Gamble blocked Reggie Jackson's drive. Miami's Garrius Adams then made two free throws for a 70-67 lead. The Canes went on to win 72-71 for their first ACC win of the season and improved to 8-0 at home on the season.

- Feb. 3, 2011- Miami overcame a season-high 28 turnovers and snapped a four-game losing streak by taking advantage of Georgia Tech's poor shooting to win 59-57. Miami built a 21-point lead with 13 ½ minutes left, then held on despite making only two baskets the rest of the way.

- Feb. 5, 2011- After losing four straight by a combined 11 points, the Hurricanes beat Virginia in overtime to advance to 14-9 on the season and 3-6 in the ACC. Rion Brown made three free throws to tie the game with 13.7 seconds left in regulation, Adrian Thomas finished with 20 points and 10 rebounds and Miami beat Virginia 70-68 in overtime. Thomas made a career-best six 3-pointers for the Hurricanes. Reggie Johnson scored 16 and Malcolm Grant added 11 for UM.

- Feb. 9, 2011- Reggie Johnson hit two free throws with 4 seconds left and Miami survived a rimmed-out 3-pointer at the buzzer to beat Wake Forest, 74-73, to snap a 13-game ACC road losing streak. Playing in his hometown, Johnson scored a career-high 25 points and grabbed seven rebounds, calmly sinking both foul shots for the 20th lead change of the night.

- Feb. 23, 2011- Reggie Johnson scored 12 of his 15 points in the second half to help Miami hold off a Boston College charge in a 73-64 win, sweeping the season series.

- March 2, 2011- Adrian Thomas, a sixth-year senior, scored 12 points in his final regular-season game giving UM five double figure scorers in a 80-66 win over Maryland.

- March 10, 2011- Malcolm Grant scored 16 points as Miami rallied from 10 down in the final minute of regulation to force overtime and beat Virginia 69-62 in the first round of the ACC Tournament. Garrius Adams added 10 points for the Hurricanes (19-13), who spent most of the second half struggling to make a shot before their frantic comeback forced the extra period. Once there, Grant hit three free throws while Adams had a crucial 3-pointer and Reggie Johnson added a pair of baskets to put Miami in control.

## 2011-12

- April 22, 2011 - University of Miami Director of Athletics Shawn Eichorst announces the hiring of Jim Lar-

# Miami Men's Basketball History

ranaga as the 12th head coach of the men's basketball program. Eichorst and Larranaga addressed the media at a press conference at 7 p.m. on Friday in the UM Field House.

- April 28, 2011 - Head coach Jim Larranaga announces that Eric Konkol, Michael Huger and Chris Caputo have joined his Hurricanes staff as assistant coaches. All three assistants worked with Larranaga at George Mason. "I'm delighted that my three sidekicks from the last few years will be joining us at the University of Miami," said Larranaga at the time of the hiring.
- May 7, 2011 - After testing the waters of the NBA Draft without hiring an agent, center Reggie Johnson elects to return to the Hurricanes for his junior season in 2011-12. Johnson participated in a combine at the Nets' practice facility in East Rutherford, N.J., in front of scouts, coaches and personnel from approximately 27 NBA teams, but decides to return to UM.
- July 1, 2011 - Junior center Reggie Johnson successfully underwent surgery on June 30 to repair a torn meniscus in his right knee after injuring the knee during a pick-up game with teammates. The 2011-12 Canes will play nine games without the 2011 All-ACC honorable mention honoree, who is sidelined until his debut on Dec. 17 vs. Florida Atlantic in the Orange Bowl Basketball Classic.
- August 23, 2011 - Less than two months after center Reggie Johnson undergoes surgery, senior Julian Gamble tears the ACL in his left leg and is out for the entire 2011-12 season. With both of Miami's returning big men injured, the Canes will rely heavily on junior transfer Kenny Kadji in the post. Gamble is later granted a sixth year of eligibility and will play in the 2012-13 campaign.
- August 25, 2011 - Freshman Shane Larkin transfers to UM after being granted a release from DePaul in early August. Larkin becomes eligible for the second game of the season after initially being ruled out for the season due to transfer rules. The point guard from Orlando solidifies Larranaga's commitment that the basketball program will aggressively recruit the state of Florida.
- September 22, 2011 - Coach Jim Larranaga is inducted into the New York City Basketball Hall of Fame, in a ceremony held at the New York Athletic Club on Central Park South at 59th Street. Larranaga, born in The Bronx, N.Y., was joined in the Hall of Fame class by Donnie Walsh, Mike Saunders, John Warren, the late Lloyd "Sonny" Dove, Debbie Mason, Tom Henderson and Kenny Charles.
- October 19, 2011 - The University of Miami men's basketball team, in the first year under Head Coach Jim Larranaga, is predicted to finish fifth in the ACC this season and senior Malcolm Grant is selected to the Preseason All-ACC Team, as announced by the league during Operation ACC Basketball. North Carolina is picked to win the ACC, followed by Duke, Florida State and Virginia.
- November 11, 2011 - Coach Larranaga earns his first victory as the head coach of the Miami Hurricanes with a 69-58 win over Tennessee Tech in the season opener held at the BankUnited Center in Coral Gables. With the "W" the 28-year head coach improves to 471-334 overall and Miami increases its season-opener winning streak to 18 consecutive victories.
- December 1, 2011 - Coach Larranaga announces that

high school seniors Melvin Johnson and Tonye Jekiri have each signed a National Letter of Intent with the University of Miami men's basketball program. Jekiri, a 6-11, 220-pound center from Nigeria, is a local product from Hialeah's Champagnat Catholic School. Johnson is a 6-3, 188-pound guard from the Bronx, N.Y., who plays high school ball at St. Benedict's Prep (N.J.).

- December 3, 2011 - With an 83-75 victory over Massachusetts, the University of Miami men's basketball team earned its 100th victory in the BankUnited Center, the team's home arena on the Coral Gables campus. In the game, Shane Larkin made his first career start as a Hurricane and Durand Scott scored a team-high 16 points, all of which were from the charity stripe.
- December 5, 2011 - Freshman Shane Larkin earns ACC Rookie of the Week honors after averaging 15.0 points, 2.0 assists and 2.0 rebounds in games at Purdue and against Massachusetts, marking the first ACC weekly honor in the Larranaga regime. Larkin, who played high school ball at Dr. Phillips in Orlando, was 6-of-7 from long range (85.7%), hitting 9-of-18 overall from the field, and a perfect 6-of-6 at the line overall that week.
- December 17, 2011 - Center Reggie Johnson makes a massive debut in his first game back after undergoing knee surgery in June, posting 15 points, nine rebounds, five blocks and five assists and leading the Canes to a double-overtime victory over Florida Atlantic in the Orange Bowl Basketball Classic. Johnson, who was expected to play only 5-10 minutes due to recovery from surgery, was on the court for 36 ticks.
- January 18, 2012 - Coach L & Company earn the team's first ACC victory with a 76-73 win over Clemson after coming up short in a pair of games at nationally ranked No. 21/23 Virginia and No. 3 North Carolina to start the season. Against UVA, Malcolm Grant scored 16 points and made the game-clinching interception with less than five seconds left in the game to secure the win.
- January 24, 2012 - Less than a week after earning the team's first ACC victory of the season, the Canes downed Georgia Tech, 64-49, in Atlanta for Miami's first ACC road win of 2012. Kenny Kadji (21) and Malcolm Grant (16) combined for 37 of the team's points and freshman Shane Larkin earned a spot in the starting lineup, the first ACC start of his career.
- January 27, 2012 - Coach Larranaga and his staff have already made a tremendous impact on the Coral Gables community, as indicated by the three-year contract extension offered by the University of Miami. The extension will run through April 30, 2019, adding three years to his existing five-year contract which began in April 2011.
- February 5, 2012 - Miami upsets No. 7/5 Duke, 78-74 in overtime, for the Canes' first-ever win at Cameron Indoor Stadium. Reggie Johnson led the way with 27 points and 12 rebounds, leading to ACC Player of the Week honors. The victory spurred national chatter about the Canes and pushed Miami into the spotlight as UM is listed in the AP Poll for the first time since 2010.
- February 10, 2012 - The Hurricanes go on a tear, winning five-straight ACC matchups after starting the season 1-3 in league play. Beginning with wins at Georgia Tech and Boston College, Miami then defeats Maryland and knocks off No. 7/5 Duke before downing Virginia Tech

in Coral Gables.

- February 26, 2012 - Miami routs in-state rival No. 15/16 Florida State, 78-62, in front of a sold out crowd at the BankUnited Center despite having Reggie Johnson on the bench after being ruled ineligible prior to the game. Following the game, students rush the court and the Hurricanes again receive national attention following a victory over a ranked team.
- March 3, 2012 - Miami honors three senior players - Malcolm Grant, DeQuan Jones and Ryan Quiglar - and the team manager - Jonathan Trock - prior to the final home game against Boston College. Coach Larranaga started all three seniors alongside Durand Scott and Reggie Johnson. With the 77-56 win, Miami earns its best finish and record ever in the ACC, tied for fourth with a 9-7 league mark.
- March 5, 2012 - Three University of Miami basketball players - Kenny Kadji, Durand Scott and Shane Larkin - earn 2011-12 All-Atlantic Coast Conference honors, as announced by the ACC, following a vote of 62 members of the Atlantic Coast Sports Media Association (ACSM). Kadji was selected to the All-ACC third team, Scott was voted an honorable mention performer and Larkin earned a spot on the ACC All-Freshman Team.
- March 6, 2012 - Senior Malcolm Grant is tapped into the University of Miami's prestigious Iron Arrow Society - known as the highest honor attained at the university. "The Iron Arrow Society is the highest honor bestowed upon a student or student-athlete at the University of Miami and no one is more deserving of the honor than Malcolm Grant," said Coach Jim Larranaga.
- March 10, 2012 - In the third meeting of the season between FSU and UM, and with the Canes' leading scorer Durand Scott on the bench after being ruled ineligible before the game, Miami bows out of the Atlantic Coast Conference tournament with an 82-71 loss to No. 17 Florida State. Miami defeated Georgia Tech, 54-36, to play in the tournament's quarterfinals.
- March 20, 2012 - After earning the teams' 20th win of the season by rolling past Valparaiso, 66-50, in the first round, Miami was defeated, 78-60, by Minnesota in the second round of the National Invitation Tournament. The Canes have played in the postseason 13 of the past 18 years, and in six of the past eight seasons, with five NIT appearances and one NCAA appearance.
- March 30, 2012 - DeQuan Jones opened the 2012 Denny's Slam Dunk Contest with a perfect score of 40 from the on-site judges in the 24th Annual State Farm College Slam Dunk Championships held in New Orleans at the site of the NCAA Final Four. Jones was joined in the event by judge Jimmy Graham, a former Cane hooper and current New Orleans Saint. Jones also participated in a pre-event Google+ Hangout on the UM campus.

# NCAA History

## NCAA Tournament Results (4-6)

### 1959-60 (Midwest Region)

3/8/60	vs. Western Kentucky	L	107-84	Lexington, Ky.
--------	----------------------	---	--------	----------------

### 1997-98 (No. 11 seed — South Region)

3/13/98	vs. No. 6 UCLA	L	65-62	Atlanta, Ga.
---------	----------------	---	-------	--------------

### 1998-99 (No. 2 seed — East Region)

3/12/99	vs. No. 15 Lafayette	W	75-54	Boston, Mass.
3/14/99	vs. No. 10 Purdue	L	73-63	Boston, Mass.

### 1999-2000 (No. 6 seed — South Region)

3/17/00	vs. No. 11 Arkansas	W	75-71	Nashville, Tenn.
3/19/00	vs. No. 3 Ohio State	W	75-62	Nashville, Tenn.
3/24/00	vs. No. 7 Tulsa	L	80-71	Austin, Texas

### 2001-02 (No. 5 seed — West Region)

3/14/02	vs. No. 12 Missouri	L	93-80	Albuquerque, N.M.
---------	---------------------	---	-------	-------------------

### 2007-08 (No. 7 seed — South Region)

3/21/08	vs. No. 10 St. Mary's	W	78-64	Little Rock, Ark.
3/23/08	vs. No. 2 Texas	L	75-72	Little Rock, Ark.

No seedings in 1959-60

### NCAA Tournament

NCAA Appearances	6
Overall Record	4-6
Sweet 16 Appearances	1

1959-60	First Round
1997-98	First Round
1998-99	Second Round
1999-2000	Sweet 16
2001-02	First Round
2007-08	Second Round

## NCAA Tournament Record

### ... by Opponent

Opponent	W	L
Arkansas	1	0
UCLA	0	1
Lafayette	1	0
Missouri	0	1
Ohio State	1	0
Purdue	0	1
St. Mary's	1	0
Texas	0	1
Tulsa	0	1
Western Kentucky	0	1

### ... by seed

Seed	W	L
No. 2	1	1
No. 5	0	1
No. 6	2	1
No. 7	1	1
No. 11	0	1

## NCAA Men's Basketball Tournament Records

Record	Win	Loss	Pct	First Year	Last Year
All-Time	4	6	0.400	1960	2008
Modern	4	5	0.444	1998	2008
First Round	3	2	0.600	1998	2008
Second Round	1	2	0.333	1999	2008
Sweet 16	0	1	0.000	2000	2000

### By Conference (at time of game)

Big 12	0	2	0.000	2002	2008
Big Ten	1	1	0.500	1999	2000
Ohio Valley	0	1	0.000	1960	1960
PAC-10	0	1	0.000	1998	1998
Patriot	1	0	1.000	1999	1999
SEC	1	0	1.000	2000	2000
WAC	0	1	0.000	2000	2000
West Coast	1	0	1.000	2008	2008

### By Conference (current)

Big 12	0	1	1.000	2008	2008
Big Ten	1	1	0.500	1999	2000
Conference USA	0	1	0.000	2000	2000
PAC-12	0	1	0.000	1998	1998
Patriot	1	0	1.000	1999	1999
SEC	1	1	0.500	2000	2002
Sun Belt	0	1	0.000	1960	1960
West Coast	1	0	1.000	2008	2008

### By Opponent's State

Arkansas	1	0	1.000	2000	2000
California	1	1	0.500	1998	2008
Indiana	0	1	0.000	1999	1999
Kentucky	0	1	0.000	1960	1960
Missouri	0	1	0.000	2002	2002
Ohio	1	0	1.000	2000	2000
Oklahoma	0	1	0.000	2000	2000
Pennsylvania	1	0	1.000	1999	1999
Texas	0	1	0.000	2008	2008

### By Type

Public	2	5	0.286	1960	2008
Private	2	1	0.667	1999	2008

# NIT History

## NIT Results (7-11)

### 1960-61

3/16/61	vs. St. Louis	L	58-56	New York, N.Y.
---------	---------------	---	-------	----------------

### 1962-63

3/16/63	vs. St. Francis (N.Y.)	W	71-70	New York, N.Y.
3/19/63	vs. Providence	L	106-96	New York, N.Y.

### 1963-64

3/12/64	vs. St. Joseph's (Pa.)	L	86-76	New York, N.Y.
---------	------------------------	---	-------	----------------

### 1994-95

3/15/95	at Penn State	L	62-56	University Park, Pa.
---------	---------------	---	-------	----------------------

### 1996-97

3/13/97	at Michigan	L	76-63	Ann Arbor, Mich.
---------	-------------	---	-------	------------------

### 2000-01

3/14/01	at Auburn	L	60-58	Auburn, Ala.
---------	-----------	---	-------	--------------

### 2004-05

3/15/05	at South Carolina	L	69-67	Columbia, S.C.
---------	-------------------	---	-------	----------------

### 2005-06 Miami - No. 3 Seed

3/15/06	Oklahoma State	W	62-59	Coral Gables, Fla.
3/20/06	at Creighton	W	53-52	Omaha, Neb.
3/22/06	at Michigan	L	71-65	Ann Arbor, Mich.

### 2008-09 Miami - No. 4 Seed

3/18/09	at Providence	W	78-66	Providence, R.I.
3/20/09	at Florida	L	74-60	Gainesville, Fla.

### 2010-11 Miami - No. 2 Seed

3/16/11	#7 Florida Atlantic	W	85-62	Coral Gables, Fla.
3/21/11	#3 Missouri State	W	81-72	Coral Gables, Fla.
3/23/11	at #1 Alabama	L	79-64	Tuscaloosa, Ala.

### 2010-11 Miami - No. 2 Seed

3/14/12	#7 Valparaiso	W	66-50	Coral Gables, Fla.
3/19/12	#6 Minnesota	L	78-60	Coral Gables, Fla.

## NIT

NIT Appearances	11
Overall Record	7-11

1960-61	First Round
1962-63	Second Round
1963-64	First Round
1994-95	First Round
1996-97	First Round
2000-01	First Round
2004-05	First Round
2005-06	Quarterfinals
2008-09	Second Round
2010-11	Quarterfinals
2011-12	Second Round

## NIT Men's Basketball Tournament Records

Record	Win	Loss	Pct	First Year	Last Year
All-Time	7	11	0.412	1961	2012

First Round	5	6	0.455	1961	2012
Second Round	2	2	0.500	2006	2012
Quarterfinals	0	3	0.000	1963	2011

### By Conference (at time of game)

Big 12	1	0	1.000	2006	2006
Big East	1	0	1.000	2009	2009
Big Ten	0	4	0.000	1995	2012
Horizon	1	0	1.000	2012	2012
Independents	0	1	0.000	1963	1963
Missouri Valley	2	1	0.667	1961	2011
MTNY	1	0	1.000	1963	1963
SEC	0	4	0.000	2001	2011
Sun Belt	1	0	1.000	2011	2011

### By Conference (current)

Atlantic 10	0	2	0.000	1961	1964
Big 12	1	0	1.000	2006	2006
Big East	1	1	0.500	1963	2009
Big Ten	0	4	0.000	1994	2012
Horizon	1	0	1.000	2012	2012
Missouri Valley	2	0	1.000	2006	2011
Northeast	1	0	1.000	1963	1963
SEC	0	4	0.000	2001	2011
Sun Belt	1	0	1.000	2011	2011

### By Opponent's State

Alabama	0	2	0.000	2001	2011
Florida	1	1	0.500	2009	2011
Indiana	1	0	1.000	2012	2012
Michigan	0	2	0.000	1997	2006
Minnesota	0	1	0.000	2012	2012
Missouri	1	1	0.500	1961	2011
Nebraska	1	0	1.000	2006	2006
New York	1	0	1.000	1963	1963
Oklahoma	1	0	1.000	2006	2006
Pennsylvania	0	2	0.000	1964	1995
Rhode Island	1	1	0.500	1963	2009
South Carolina	0	1	0.000	2005	2005

### By Type

Private	4	3	0.571	1961	2012
Public	3	8	0.375	1995	2012



# ACC Tournament History

## ACC TOURNAMENT RECORD: 7-8

### **2004-05: MCI Center (Washington, D.C.)**

First Round: No. 11 Virginia def. No. 6 Miami, 66-65

### **2005-06: Greensboro Coliseum (Greensboro, N.C.)**

First Round: No. 8 Miami def. No. 9 Clemson, 66-63

Quarterfinals: No. 1 Duke def. No. 8 Miami, 80-76

### **2006-07: St. Pete Times Forum (Tampa, Fla.)**

First Round: No. 12 Miami def. No. 5 Maryland, 67-62

Quarterfinals: No. 4 Boston College def. No. 12 Miami, 74-71 (OT)

### **2007-08: Charlotte Bobcats Arena (Charlotte, N.C.)**

First Round: No. 5 Miami def. No. 12 NC State, 63-50

Quarterfinals: No. 4 Virginia Tech def. No. 5 Miami, 63-49

### **2008-09: Georgia Dome (Atlanta, Ga.)**

First Round: No. 8 Virginia Tech def. No. 9 Miami, 65-47

### **2009-10: Greensboro Coliseum (Greensboro, N.C.)**

First Round: No. 12 Miami def. No. 5 Wake Forest, 83-62

Quarterfinals: No. 12 Miami def. No. 4 Virginia Tech, 70-65

Semifinals: No. 1 Duke def. No. 12 Miami, 77-74

### **2010-11: Greensboro Coliseum (Greensboro, N.C.)**

First Round: No. 9 Miami def. No. 8 Virginia, 69-62 (OT)

Quarterfinals: No. 1 North Carolina def. No. 9 Miami, 61-59

### **2011-12: Philips Arena (Atlanta, Ga.)**

First Round: No. 6 Miami def. No. 11 Georgia Tech, 54-36

Quarterfinals: No. 3 Florida State def. No. 6 Miami, 82-71

## ACC Tournament Record by Opponent

Opponent	W	L
Boston College	0	1
Clemson	1	0
Duke	0	2
Florida State	0	1
Georgia Tech	1	0
Maryland	1	0
North Carolina	0	1
NC State	1	0
Virginia	1	1
Virginia Tech	1	2
Wake Forest	1	0

## ACC Tournament Record by Seed

Seed	W	L
No. 1	0	2
No. 4	1	0
No. 5	2	1
No. 6	1	2
No. 8	2	1
No. 9	0	1
No. 12	1	1

# ACC Tournament History

---

## ACC Men's Basketball Tournament Records

Record	Win	Loss	Pct	First Year	Last Year
All-Time	7	8	0.467	2005	2012
First Round	6	2	0.750	2005	2012
Quarterfinals	1	5	0.167	2006	2012
Semifinals	0	1	0.000	2010	2010

## By Opponent's State

Florida	0	1	0.000	2012	2012
Georgia	1	0	1.000	2012	2012
Maryland	1	0	1.000	2007	2007
Massachusetts	0	1	0.000	2007	2007
North Carolina	2	3	0.400	2006	2011
South Carolina	1	0	1.000	2006	2006
Virginia	2	3	0.400	2005	2011

## By Type

Public	6	5	0.545	2005	2012
Private	1	3	0.250	2006	2010

# Individual Records - ACC Tournament

## POINTS SCORED

22	Reggie Johnson vs. Wake Forest, 2010
22	Guillermo Diaz vs. Clemson, 2006
21	Durand Scott vs. Duke, 2010
20	Guillermo Diaz vs. Virginia, 2005
19	Malcolm Grant vs. Florida State, 2012

## FIELD GOALS MADE

10	Durand Scott vs. Duke, 2010
8	Guillermo Diaz vs. Clemson, 2006
6	Shane Larkin vs. Florida State, 2012
6	Durand Scott vs. North Carolina, 2011
6	DeQuan Jones vs. Virginia Tech, 2010
6	Durand Scott vs. Virginia Tech, 2010
6	James Dews vs. Wake Forest, 2010
6	Anthony Harris vs. Boston College, 2007
6	Jack McClinton vs. Maryland, 2007
6	Robert Hite vs. Duke, 2006
6	Guillermo Diaz vs. Duke, 2006
6	Robert Hite vs. Clemson, 2006

## FIELD GOAL ATTEMPTS

19	Guillermo Diaz vs. Duke, 2006
17	Jack McClinton vs. Virginia Tech, 2008
17	Robert Hite vs. Clemson, 2006
16	Malcolm Grant vs. Virginia, 2011
16	Guillermo Diaz vs. Clemson, 2006
16	Robert Hite vs. Virginia, 2005

## FIELD GOAL PERCENTAGE

(Min. 5 Made)

1.000 (6-6)	Reggie Johnson vs. Wake Forest, 2010
.667 (10-15)	Durand Scott vs. Duke, 2010
.545 (6-11)	DeQuan Jones vs. Virginia Tech, 2010
.545 (6-11)	Anthony Harris vs. Boston College, 2007
.500 (8-16)	Guillermo Diaz vs. Clemson, 2006
.500 (6-12)	Durand Scott vs. North Carolina, 2011
.500 (6-12)	James Dews vs. Wake Forest, 2010
.500 (5-10)	Malcolm Grant vs. Florida State, 2012

## 3-POINT FIELD GOALS MADE

5	Malcolm Grant vs. Florida State, 2012
4	Malcolm Grant vs. North Carolina, 2011
4	Adrian Thomas vs. North Carolina, 2011
4	Jack McClinton vs. Boston College, 2007
3	Rion Brown vs. Florida State, 2012
3	Rion Brown vs. Virginia, 2011
3	Malcolm Grant vs. Virginia, 2011
3	Malcolm Grant vs. Duke, 2010
3	Adrian Thomas vs. Wake Forest, 2010
3	Adrian Thomas vs. Virginia Tech, 2009
3	Jack McClinton vs. Virginia Tech, 2008
3	Anthony Harris vs. Boston College, 2007
3	Robert Hite vs. Duke, 2006
3	Robert Hite vs. Clemson, 2006

## 3-POINT FIELD GOALS ATTEMPTED

11	Adrian Thomas vs. North Carolina, 2011
11	Malcolm Grant vs. Virginia, 2011
11	Jack McClinton vs. Virginia Tech, 2008
8	Malcolm Grant vs. Florida State, 2012
8	Rion Brown vs. Florida State, 2012
8	Jack McClinton vs. Boston College, 2007

## 3-POINT FIELD GOAL PERCENTAGE

(Min. 4 Made)

.625 (5-8)	Malcolm Grant vs. Florida State, 2012
.571 (4-7)	Malcolm Grant vs. UNC, 2011
.500 (4-8)	Jack McClinton vs. Boston College, 2007
.364 (4-11)	Adrian Thomas vs. UNC, 2011

## FREE-THROWS MADE

10	Anthony King vs. Duke, 2006
10	Guillermo Diaz vs. Virginia, 2005
8	Reggie Johnson vs. Duke, 2010
8	James Dews vs. NC State, 2008
8	Brian Ashbury vs. Maryland, 2007

## FREE-THROWS ATTEMPTED

12	Anthony King vs. Duke, 2006
12	Guillermo Diaz vs. Virginia, 2005
10	Reggie Johnson vs. Duke, 2010
9	Brian Ashbury vs. Maryland, 2007
8	James Dews vs. NC State, 2008
8	Lance Hurdle vs. NC State, 2008

## FREE-THROW PERCENTAGE

(Min. 5 Made)

1.000 (6-6)	Malcolm Grant vs. Duke, 2010
1.000 (5-5)	Durand Scott vs. Virginia Tech, 2010
1.000 (6-6)	Reggie Johnson vs. Wake Forest, 2010
1.000 (8-8)	James Dews vs. NC State, 2008
1.000 (5-5)	Jack McClinton vs. Virginia Tech, 2008

## REBOUNDS

14	Anthony King vs. Virginia, 2005
13	Jullian Gamble vs. Wake Forest, 2010
12	Reggie Johnson vs. Virginia Tech, 2010
12	Dwayne Collins vs. Maryland, 2007
12	Robert Hite vs. Clemson, 2006

## ASSISTS

7	Malcolm Grant vs. Virginia, 2011
7	Lance Hurdle vs. Virginia Tech, 2009
5	Shane Larkin vs. Florida State, 2012
5	Malcolm Grant vs. North Carolina, 2011
5	Malcolm Grant vs. Wake Forest, 2010
5	Lance Hurdle vs. NC State, 2008
5	Jack McClinton vs. Boston College, 2007

## STEALS

5	Jack McClinton v. NC State, 2008
4	Malcolm Grant v. North Carolina, 2011
3	Shane Larkin v. Georgia Tech, 2012
3	Kenny Kadji v. Georgia Tech, 2012
3	Durand Scott v. North Carolina, 2011
3	Jack McClinton v. Virginia Tech, 2009
2	12 players tied

## BLOCKED SHOTS

5	Jimmy Graham vs. Maryland, 2007
4	Anthony King vs. Clemson, 2006
3	Reggie Johnson vs. Virginia, 2011
3	Reggie Johnson vs. Virginia Tech, 2010
3	Julian Gamble vs. Wake Forest, 2010

# Opponent Individual Records - ACC Tournament

## POINTS SCORED

32	Tyrese Rice (Boston College), 2007
32	J.R. Reynolds (Virginia), 2005
27	Kyle Singler (Duke), 2010
27	J.J. Hickson (NC State), 2008
25	J.J. Redick (Duke), 2006

## FIELD GOALS MADE

10	J.R. Reynolds (Virginia), 2005
9	Tyrese Rice (Boston College), 2007
9	J.J. Redick (Duke), 2006
8	Kyle Singler (Duke), 2010
8	J.J. Hickson (NC State), 2008

## FIELD GOAL ATTEMPTS

17	J.J. Redick (Duke), 2006
16	Dorenzo Hudson (Virginia Tech), 2010
15	Malcolm Delaney (Virginia Tech), 2010
15	Kyle Singler (Duke), 2010
14	Nolan Smith (Duke), 2010
14	Ismael Smith (Wake Forest), 2010
14	A.D. Vassallo (Virginia Tech), 2008
14	J.J. Hickson (NC State), 2008
14	Tyrese Rice (Boston College), 2007
14	Mike Jones (Maryland), 2007
14	Vernon Hamilton (Clemson), 2006
14	J.R. Reynolds (Virginia), 2005

## FIELD GOAL PERCENTAGE

(Min. 5 Made)

.714 (10-14)	J.R. Reynolds (Virginia), 2005
.714 (5-7)	Michael Snaer (Florida State), 2012
.643 (9-14)	Tyrese Rice (Boston College), 2007
.571 (8-14)	J.J. Hickson (NC State), 2008
.556 (5-9)	Malcolm Delaney (Virginia Tech), 2008
.556 (5-9)	James Gist (Maryland), 2007

## 3-POINT FIELD GOALS MADE

6	Tyrese Rice (Boston College), 2007
5	Kyle Singler (Duke), 2010
5	J.J. Redick (Duke), 2006
5	J.R. Reynolds (Virginia), 2005
4	5 Players tied with

## 3-POINT FIELD GOALS ATTEMPTED

11	J.J. Redick (Duke), 2006
10	Harrison Barnes (North Carolina), 2011
10	Tyrese Rice (Boston College), 2007
9	Terrell Bell (Virginia Tech), 2010
9	Kyle Singler (Duke), 2010

## 3-POINT FIELD GOAL PERCENTAGE

(Min. 4 Made)

.800 (4-5)	Michael Snaer (Florida State), 2012
.800 (4-5)	Malcolm Delaney (Virginia Tech), 2008
.714 (5-7)	J.R. Reynolds (Virginia), 2005
.600 (6-10)	Tyrese Rice (Boston College), 2007
.571 (4-7)	DeMarcus Nelson (Duke), 2006

## FREE-THROWS MADE

14	Malcolm Delaney (Virginia Tech), 2009
11	J.J. Hickson (NC State), 2008
8	Luke Loucks (Florida State), 2012
8	Tyrese Rice (Boston College), 2007
7	J.R. Reynolds (Virginia), 2005

## FREE-THROWS ATTEMPTED

15	Malcolm Delaney (Virginia Tech), 2009
15	J.J. Hickson (NC State), 2008
13	Tyrese Rice (Boston College), 2007
10	Shelden Williams (Duke), 2006
9	Jon Scheyer (Duke), 2010

## FREE-THROW PERCENTAGE

(Min. 5 Made)

1.000 (8-8)	Luke Loucks (Florida State), 2012
1.000 (6-6)	Kyle Singler (Duke), 2010
.933 (14-15)	Malcolm Delaney (Virginia Tech), 2009
.875 (7-8)	J.R. Reynolds (Virginia), 2005
.733 (11-15)	J.J. Hickson (NC State), 2008

## REBOUNDS

14	J.J. Hickson (NC State), 2008
14	Akin Akingbala (Clemson), 2006
13	John Henson (North Carolina), 2011
13	Shelden Williams (Duke), 2006
12	Deron Washington (Virginia Tech), 2008

## ASSISTS

10	Kendall Marshall (North Carolina), 2011
8	Malcolm Delaney (Virginia Tech), 2009
6	Kyle Singler (Duke), 2010
5	Luke Loucks (Florida State), 2012
5	Malcolm Delaney (Virginia Tech), 2010
5	Ishmael Smith (Wake Forest), 2010
5	A.D. Vassallo (Virginia Tech), 2008
5	Greivis Vasquez (Maryland), 2007
5	Greg Paulus (Duke), 2006
5	Sean Singletary (Virginia), 2005

## STEALS

4	Joe Harris (Virginia), 2011
4	Malcolm Delaney (Virginia Tech), 2010
3	Mustapha Farrakhan (Virginia), 2011
3	Jon Scheyer (Duke), 2010
3	Jeff Allen (Virginia Tech), 2010
3	C.J. Harris (Wake Forest), 2010
3	Jeff Allen (Virginia Tech), 2009
3	Greivis Vasquez (Maryland), 2007
3	D.J. Strawberry (Maryland), 2007
3	Greg Paulus (Duke), 2006
3	Shawan Robinson (Clemson), 2006

## BLOCKED SHOTS

5	Daniel Miller (Georgia Tech), 2012
5	John Henson (North Carolina), 2011
5	Shelden Williams (Duke), 2006
4	Ekene Ibekwe (Maryland), 2007
3	Elton Brown (Virginia), 2005



# Team Records - ACC Tournament

## POINTS SCORED

83	vs. Wake Forest	3/11/10
76	vs. Duke	3/10/06
74	vs. Duke	3/13/10
71	vs. Florida State	3/09/12
71	vs. Boston College	3/09/07

## FIELD GOALS MADE

30	vs. Wake Forest	3/11/10
29	vs. Boston College	3/09/07
27	vs. Duke	3/10/06
26	vs. Florida State	3/09/12
25	vs. Virginia	3/10/11
25	vs. Duke	3/13/10
25	vs. Virginia Tech	3/12/10
25	vs. Clemson	3/09/06

## FIELD GOAL ATTEMPTS

64	vs. Florida State	3/09/12
64	vs. Virginia	3/10/11
64	vs. Virginia	3/10/05
63	vs. Duke	3/10/06
60	vs. North Carolina	3/11/11
60	vs. Maryland	3/08/07

## FIELD GOAL PERCENTAGE

.527 (29-55)	vs. Boston College	3/09/07
.517 (30-58)	vs. Wake Forest	3/11/10
.463 (25-54)	vs. Virginia Tech	3/12/10
.455 (25-55)	vs. Duke	3/13/10
.455 (25-55)	vs. Clemson	3/09/06

## 3-POINT FIELD GOALS MADE

10	vs. Florida State	3/09/12
10	vs. Virginia	3/10/11
9	vs. North Carolina	3/11/11
8	vs. Duke	3/13/10
8	vs. Wake Forest	3/11/10

## 3-POINT FIELD GOALS ATTEMPTED

29	vs. Virginia	3/10/11
26	vs. North Carolina	3/11/11
25	vs. Florida State	3/09/12
23	vs. Virginia Tech	3/12/09
22	vs. Virginia	3/10/05

## 3-POINT FIELD GOAL PERCENTAGE

.533 (8-15)	vs. Duke	3/13/10
.471 (8-17)	vs. Wake Forest	3/11/10
.467 (7-15)	vs. Boston College	3/09/07
.429 (6-14)	vs. Duke	3/10/06
.400 (10-25)	vs. Florida State	3/09/12
.400 (6-15)	vs. Clemson	3/09/06

## FREE-THROWS MADE

26	vs. NC State	3/13/08
22	vs. Maryland	3/08/07
19	vs. Virginia	3/10/05
16	vs. Duke	3/13/10
16	vs. Virginia Tech	3/12/10
16	vs. Duke	3/10/06

## FREE-THROWS ATTEMPTED

30	vs. NC State	3/13/08
28	vs. Maryland	3/08/07
28	vs. Virginia	3/10/05
21	vs. Duke	3/13/10
21	vs. Virginia Tech	3/12/10
21	vs. Duke	3/10/06

## FREE-THROW PERCENTAGE

1.000 (6-6)	vs. Boston College	3/09/07
.867 (26-30)	vs. NC State	3/13/08
.833 (15-18)	vs. Wake Forest	3/11/10
.789 (15-19)	vs. Georgia Tech	3/08/12
.786 (22-28)	vs. Maryland	3/08/07

## REBOUNDS

47	vs. Virginia	3/10/05
46	vs. Virginia Tech	3/12/10
46	vs. Duke	3/10/06
45	vs. Virginia	3/10/11
42	vs. Maryland	3/08/07

## ASSISTS

14	vs. Wake Forest	3/11/10
14	vs. Duke	3/10/06
13	vs. Florida State	3/09/12
11	vs. Virginia	3/10/11
11	vs. Virginia Tech	3/12/10
11	vs. Virginia Tech	3/14/08
11	vs. Clemson	3/09/06

## STEALS

12	vs. North Carolina	3/11/11
11	vs. Georgia Tech	3/08/12
11	vs. NC State	3/13/08
9	vs. Virginia Tech	3/12/09
8	vs. Clemson	3/09/06

## BLOCKED SHOTS

7	vs. Maryland	3/08/07
6	vs. Virginia	3/10/11
6	vs. Clemson	3/09/06
5	vs. Virginia Tech	3/12/10
5	vs. Duke	3/10/06

# Team Opponent Records - ACC Tournament

## POINTS SCORED

82	Florida State	3/09/12
80	Duke	3/10/06
77	Duke	3/13/10
74	Boston College	3/09/07
66	Virginia	3/10/05

## FIELD GOALS MADE

26	Duke	3/13/10
26	Virginia Tech	3/14/08
25	Duke	3/10/06
24	Florida State	3/09/12
24	Virginia	3/10/11
24	Virginia Tech	3/12/10

## FIELD GOAL ATTEMPTS

68	Clemson	3/09/06
63	Virginia Tech	3/12/10
61	Virginia Tech	3/14/08
61	Duke	3/10/06
60	Virginia	3/10/11

## FIELD GOAL PERCENTAGE

.500 (21-42)	Virginia Tech	3/12/09
.481 (26-54)	Duke	3/13/10
.480 (24-50)	Florida State	3/09/12
.460 (23-50)	Boston College	3/09/07
.440 (22-50)	North Carolina	3/11/11
.440 (22-50)	Virginia	3/10/05

## 3-POINT FIELD GOALS MADE

12	Duke	3/10/06
11	Boston College	3/09/07
10	North Carolina	3/11/11
10	Clemson	3/09/06
9	Florida State	3/09/12

## 3-POINT FIELD GOALS ATTEMPTED

32	Duke	3/10/06
26	Clemson	3/09/06
25	Boston College	3/09/07
24	Virginia Tech	3/12/10
22	Virginia	3/10/05
22	Duke	3/13/10

## 3-POINT FIELD GOAL PERCENTAGE

.563 (9-16)	Florida State	3/09/12
.476 (10-21)	North Carolina	3/11/11
.467 (7-15)	Virginia Tech	3/14/08
.440 (11-25)	Boston College	3/09/07
.400 (6-15)	Virginia	3/10/11

## FREE-THROWS MADE

25	Florida State	3/09/12
19	Virginia Tech	3/12/09
18	Duke	3/13/10
18	Wake Forest	3/11/10
18	Duke	3/10/06

## FREE-THROWS ATTEMPTED

32	Florida State	3/09/12
28	Wake Forest	3/11/10
26	Maryland	3/08/07
24	Duke	3/13/10
24	Boston College	3/09/07
23	Virginia Tech	3/12/09
23	Duke	3/10/06
23	Virginia	3/10/05

## FREE-THROW PERCENTAGE

.826 (19-23)	Virginia Tech	3/12/09
.783 (18-23)	Duke	3/10/06
.781 (25-32)	Florida State	3/09/12
.762 (16-21)	NC State	3/13/08
.750 (18-24)	Duke	3/13/10

## REBOUNDS

51	Virginia Tech	3/14/08
48	Clemson	3/09/06
40	Virginia	3/10/11
39	North Carolina	3/11/11
38	Duke	3/13/10

## ASSISTS

17	North Carolina	3/11/11
16	Duke	3/13/10
13	Florida State	3/09/12
13	Maryland	3/08/07
13	Duke	3/10/06
12	Virginia Tech	3/12/10
12	Virginia Tech	3/12/09
12	Virginia Tech	3/14/08

## STEALS

13	Virginia Tech	3/12/10
11	Maryland	3/08/07
8	Virginia	3/10/11
8	Clemson	3/09/06
7	Virginia Tech	3/12/09
7	Duke	3/10/06

## BLOCKED SHOTS

8	Florida State	3/09/12
7	Maryland	3/08/07
7	Duke	3/10/06
6	Virginia	3/10/05
5	Georgia Tech	3/08/12
5	North Carolina	3/11/11
5	Duke	3/13/10
5	Wake Forest	3/11/10

# Individual Records - NCAA Tournament

## POINTS SCORED

38	Jack McClinton vs. St. Mary's, 2008
31	Johnny Hemsley vs. Lafayette, 1999
24	Johnny Hemsley vs. Ohio State, 2000
20	Johnny Hemsley vs. Arkansas, 2000
20	Elton Tyler vs. Ohio State, 2000

## FIELD GOALS MADE

12	Jack McClinton vs. St. Mary's, 2008
10	Johnny Hemsley vs. Lafayette, 1999
9	Johnny Hemsley vs. Ohio State, 2000
7	Tim James vs. Purdue, 1999
7	Elton Tyler vs. Ohio State, 2000

## FIELD GOALS ATTEMPTS

21	Tim James vs. Purdue, 1999
19	Jack McClinton vs. St. Mary's, 2008
17	Johnny Hemsley vs. UCLA, 1998
16	Johnny Hemsley vs. Ohio State, 2000
15	Johnny Hemsley vs. Lafayette, 1999
15	Mario Bland vs. Tulsa, 2000
15	Darius Rice vs. Missouri, 2002

## FIELD GOAL PERCENTAGE

(Min. 5 made)

.750 (9-12)	Johnny Hemsley vs. Lafayette, 1999
.750 (6-8)	Mario Bland vs. UCLA, 1998
.750 (6-8)	John Salmons vs. Arkansas, 2000
.667 (6-9)	Tim James vs. UCLA, 1998
.632 (12-19)	Jack McClinton vs. St. Mary's, 2008

## 3-POINT FIELD GOALS MADE

9	Johnny Hemsley vs. Lafayette, 1999
5	Johnny Hemsley vs. Arkansas, 2000
4	Jack McClinton vs. Texas, 2008
4	Johnny Hemsley vs. Ohio State, 2000
4	Kevin Norris vs. UCLA, 1998

## 3-POINT FIELD GOALS ATTEMPTED

12	Johnny Hemsley vs. Lafayette, 1999
10	Johnny Hemsley vs. Arkansas, 2000
10	Jack McClinton vs. Texas, 2008
9	Johnny Hemsley vs. Ohio State, 2000
9	Marcus Barnes vs. Missouri, 2002

## 3-POINT FIELD GOAL PERCENTAGE

(Min. 4 made)

.750 (9-12)	Johnny Hemsley vs. Lafayette, 1999
.571 (4-7)	Kevin Norris vs. UCLA, 1998
.500 (5-10)	Johnny Hemsley vs. Arkansas, 2000
.444 (4-9)	Johnny Hemsley vs. Ohio State, 2000
.400 (4-10)	Jack McClinton vs. Texas, 2008

## FREE-THROWS MADE

11	Jack McClinton vs. St. Mary's, 2008
10	Darius Rice vs. Missouri, 2002
6	Mario Bland vs. UCLA, 1998
6	Mario Bland vs. Arkansas, 2000
6	Tyler Elton vs. Ohio State, 2000
6	Elton Tyler vs. Missouri, 2002
6	John Salmons vs. Ohio State, 2000
6	Mario Bland vs. Tulsa, 2000

## FREE-THROW ATTEMPTS

11	Jack McClinton vs. St. Mary's, 2008
11	Darius Rice vs. Missouri, 2002
10	Mario Bland vs. UCLA, 1998
9	Mario Bland vs. Arkansas, 2000
8	Mario Bland vs. Tulsa, 2000
8	Elton Tyler vs. Missouri, 2002

## FREE-THROW PERCENTAGE

(Min. 5 made)

1.000 (11-11)	Jack McClinton vs. St. Mary's, 2008
1.000 (6-6)	Elton Tyler vs. Ohio State, 2000
1.000 (6-6)	John Salmons vs. Ohio State, 2000
.909 (10-11)	Darius Rice vs. Missouri, 2002
.833 (5-6)	Lance Hurdle vs. Texas, 2008
.833 (5-6)	Elton Tyler vs. Arkansas, 2000
.833 (5-6)	Vernon Jennings vs. Tulsa, 2000
.833 (5-6)	James Jones vs. Missouri, 2002

## REBOUNDS

11	Johnny Hemsley vs. UCLA, 1998
11	Mario Bland vs. Purdue, 1999
11	Mario Bland vs. Ohio State, 2000
9	Tyler Elton vs. Ohio State, 2000
9	Mario Bland vs. Tulsa, 2000
9	Dwayne Collins vs. St. Mary's, 2008

## ASSISTS

8	Vernon Jennings vs. Lafayette, 1999
8	Vernon Jennings vs. Arkansas, 2000
7	Vernon Jennings vs. UCLA, 1998
7	Vernon Jennings vs. Tulsa, 2000
6	Vernon Jennings vs. Ohio State, 2000
6	Mario Bland vs. Ohio State, 2000

## STEALS

4	Kevin Norris vs. UCLA, 1998
4	Johnny Hemsley vs. Lafayette, 1999
3	Johnny Hemsley vs. UCLA, 1998
3	John Salmons vs. Lafayette, 1999
3	Vernon Jennings vs. Purdue, 1999
3	Vernon Jennings vs. Ohio State, 2000
3	Vernon Jennings vs. Tulsa, 2000

## BLOCKED SHOTS

3	John Salmons vs. Lafayette, 1999
3	Jimmy Graham vs. Texas, 2008
2	Tim James vs. Lafayette, 1999
2	Dwayne Wimbley vs. Lafayette, 1999
2	Tim James vs. Purdue, 1999
2	John Salmons vs. Arkansas, 2000
2	Anthony King vs. St. Mary's, 2008
2	Jimmy Graham vs. St. Mary's, 2008

# Individual Opponent Records - NCAA Tournament

## POINTS SCORED

26	A.J. Abrams (Texas), 2008
26	J.R. Henderson (UCLA), 1998
24	Patrick Mills (St. Mary's), 2008
21	Toby Bailey (UCLA), 1998
20	Brian Cardinal (Purdue), 1999
20	Clarence Gilbert (Missouri), 2002

## FIELD GOALS MADE

11	J.R. Henderson (UCLA), 1998
8	Patrick Mills (St. Mary's), 2008
7	Scoonie Penn (Ohio State), 2000
7	Eric Cooley (Tulsa), 2000
7	A.J. Abrams (Texas), 2008

## FIELD GOAL ATTEMPTS

21	Patrick Mills (St. Mary's)
17	J.R. Henderson (UCLA), 1998
17	Scoonie Penn (Ohio State), 2000
16	Joe Johnson (Arkansas), 2000
16	Clarence Gilbert (Missouri), 2002

## FIELD GOAL PERCENTAGE

(Min. 5 made)

.750 (6-8)	Greg McQuay (Purdue), 1999
.714 (5-7)	Brian Cardinal (Purdue), 1999
.667 (6-9)	Teddy Gibson (Arkansas), 2000
.647 (11-17)	J.R. Henderson (UCLA), 1998
.636 (7-11)	Eric Cooley (Tulsa), 2000

## 3-POINT FIELD GOALS MADE

6	Patrick Mills (St. Mary's), 2008
6	A.J. Abrams (Texas), 2008
4	Brian Cardinal (Purdue), 1999
3	Tim Bieg (Lafayette), 1999
3	Charles Tatum (Arkansas), 2000
3	Damion James (Texas), 2008

## 3-POINT FIELD GOAL ATTEMPTS

14	Patrick Mills (St. Mary's), 2008
10	A.J. Abrams (Texas), 2008
9	Scoonie Penn (Ohio State), 2008
7	Tim Bieg (Lafayette), 1999
7	Tony Heard (Tulsa), 2000

## 3-POINT FIELD GOAL PERCENTAGE

(Min. 4 made)

.800 (4-5)	Brian Cardinal (Purdue), 1999
.600 (6-10)	A.J. Abrams (Texas), 2008
.428 (6-14)	Patrick Mills (St. Mary's), 2008

## FREE THROWS MADE

10	Clarence Gilbert (Missouri), 2002
7	Toby Bailey (UCLA), 1998
7	Alan Eldridge (Purdue), 1999
7	Brandon Kurtz (Tulsa), 2000
6	Brian Cardinal (Purdue), 1999
6	A.J. Abrams (Texas), 2008
6	Rickey Paulding (Missouri), 2002

## FREE THROW ATTEMPTS

12	Brandon Kurtz (Tulsa), 2000
11	Clarence Gilbert (Missouri), 2002
10	Alan Eldridge (Purdue), 1999
9	J.R. Henderson (UCLA), 1998
9	Toby Bailey (UCLA), 1998

## FREE THROW PERCENTAGE

(Min. 5 made)

1.000 (6-6)	A.J. Abrams (Texas), 2008
1.000 (6-6)	Rickey Paulding (Missouri), 2002
.909 (10-11)	Clarence Gilbert (Missouri), 2002
.833 (5-6)	Brian Elhers (Lafayette), 1999
.778 (7-9)	Toby Bailey (UCLA), 1998
.750 (6-8)	Brian Cardinal (Purdue), 1999

## REBOUNDS

16	Damion James (Texas), 2008
12	Daimon Simpson (St. Mary's), 2008
11	Toby Bailey (UCLA), 1998
11	Travon Bryant (Missouri), 2002
10	Brandon Kurtz (Tulsa), 2000

## ASSISTS

8	D.J. Augustin (Texas), 2008
7	Toby Bailey (UCLA), 1998
7	Tony Mayfield (Purdue), 1999
7	Kareem Rush (Missouri), 2002

## STEALS

4	Brian Cardinal (Purdue), 1999
4	Scoonie Penn (Ohio State), 2000
4	Eric Cooley (Tulsa), 2000
4	Toby Bailey (UCLA), 1998
3	J.R. Henderson (UCLA), 1998
3	Reggie Guy (Lafayette), 1999
3	Dave Klaus (Lafayette), 1999
3	T.J. Cleveland (Arkansas), 2000
3	Brandon Kurtz (Tulsa), 2000
3	D.J. Augustin (Texas), 2008

## BLOCKED SHOTS

4	Alonzo Lane (Arkansas), 2000
4	Ken Johnson (Ohio State), 2000
3	Eric Cooley (Tulsa), 2000
3	Daimon Simpson (St. Mary's), 2008
3	Damion James (Texas), 2008
3	Connor Atchley (Texas), 2008



# Team Records - NCAA Tournament

## POINTS SCORED

80	vs. Missouri	3/14/02
78	vs. St. Mary's	3/21/08
75	vs. Lafayette	3/12/99
75	vs. Arkansas	3/17/00
75	vs. Ohio State	3/19/00

## FIELD GOALS MADE

28	vs. St. Mary's	3/21/08
27	vs. Lafayette	3/12/99
26	vs. Ohio State	3/19/00
25	vs. Purdue	3/14/99
23	vs. UCLA	3/13/98
23	vs. Arkansas	3/17/00
23	vs. Tulsa	3/24/00
23	vs. Missouri	3/14/02

## FIELD GOAL ATTEMPTS

76	vs. Purdue	3/14/99
68	vs. Missouri	3/14/02
63	vs. St. Mary's	3/21/08
61	vs. UCLA	3/13/98
57	vs. Tulsa	3/24/00

## FIELD GOAL PERCENTAGE

.510 (26-51)	vs. Ohio State	3/19/00
.482 (27-56)	vs. Lafayette	3/12/99
.469 (23-49)	vs. Arkansas	3/17/00
.444 (28-63)	vs. St. Mary's	3/21/08

## 3-POINT FIELD GOALS MADE

10	vs. Lafayette	3/12/99
10	vs. Tulsa	3/24/00
9	vs. Texas	3/23/08
7	vs. Arkansas	3/17/00
6	vs. UCLA	3/13/98
6	vs. Ohio State	3/19/00
6	vs. Missouri	3/14/02

## 3-POINT FIELD GOALS ATTEMPTED

23	vs. Missouri	3/14/02
22	vs. Texas	3/23/08
17	vs. UCLA	3/13/98
17	vs. Tulsa	3/24/00
16	vs. Lafayette	3/12/99

## 3-POINT FIELD GOAL PERCENTAGE

.625 (10-16)	vs. Lafayette	3/12/99
.588 (10-17)	vs. Tulsa	3/24/00
.583 (7-12)	vs. Arkansas	3/17/00
.429 (6-14)	vs. Ohio State	3/19/00
.409 (9-22)	vs. Texas	3/23/08

## FREE-THROWS MADE

28	vs. Missouri	3/14/02
22	vs. Arkansas	3/17/00
19	vs. Texas	3/23/08
17	vs. Ohio State	3/19/00
17	vs. St. Mary's	3/21/08

## FREE-THROWS ATTEMPTED

35	vs. Missouri	3/14/02
32	vs. Arkansas	3/17/00
22	vs. Texas	3/23/08
21	vs. St. Mary's	3/21/08
21	vs. Tulsa	3/24/00

## FREE-THROW PERCENTAGE

.895 (17-19)	vs. Ohio State	3/19/00
.864 (19-22)	vs. Texas	3/23/08
.810 (17-21)	vs. St. Mary's	3/21/08
.800 (12-15)	vs. Purdue	3/14/99
.800 (28-35)	vs. Missouri	3/14/02

## REBOUNDS

47	vs. Lafayette	3/12/99
47	vs. St. Mary's	3/21/08
45	vs. Purdue	3/14/99
44	vs. UCLA	3/13/98
41	vs. Ohio State	3/19/00

## ASSISTS

20	vs. Lafayette	3/12/99
19	vs. Ohio State	3/19/00
17	vs. Arkansas	3/17/00
14	vs. St. Mary's	3/21/08
13	vs. UCLA	3/13/98

## STEALS

12	vs. UCLA	3/13/98
10	vs. Lafayette	3/12/99
8	vs. Purdue	3/14/99
8	vs. Tulsa	3/24/00
5	vs. Ohio State	3/19/00

## BLOCKED SHOTS

9	vs. Lafayette	3/12/99
4	vs. Missouri	3/14/02
4	vs. St. Mary's	3/21/08
3	vs. Purdue	3/14/99
3	vs. Arkansas	3/17/00
3	vs. Texas	3/23/08

# Team Opponent Records - NCAA Tournament

## POINTS SCORED

93	Missouri	3/14/02
80	Tulsa	3/24/00
75	Texas	3/23/08
73	Purdue	3/14/99
71	Arkansas	3/17/00

## FIELD GOALS MADE

26	Tulsa	3/24/00
26	Missouri	3/14/02
25	Texas	3/23/08
24	UCLA	3/13/98
24	Arkansas	3/17/00

## FIELD GOAL ATTEMPTS

61	Missouri	3/14/02
60	Lafayette	3/12/99
59	St. Mary's	3/21/08
59	Arkansas	3/17/00
59	Texas	3/23/08

## FIELD GOAL PERCENTAGE

.579 (22-38)	Purdue	3/14/99
.464 (26-56)	Tulsa	3/24/00
.439 (25-57)	Texas	3/23/08
.426 (26-61)	Missouri	3/14/02
.426 (24-52)	UCLA	3/13/98

## 3-POINT FIELD GOALS MADE

13	Texas	3/28/08
9	Arkansas	3/17/00
8	St. Mary's	3/21/08
7	Missouri	3/14/02

## 3-POINT FIELD GOALS ATTEMPTED

26	Lafayette	3/12/99
26	Arkansas	3/17/00
26	Texas	3/23/08
23	St. Mary's	3/21/08
18	Ohio State	3/19/00

## 3-POINT FIELD GOAL PERCENTAGE

.500 (13-26)	Texas	3/23/08
.412 (7-17)	Missouri	3/14/02
.385 (5-13)	Purdue	3/14/99
.349 (8-23)	St. Mary's	3/21/08
.346 (9-26)	Arkansas	3/17/00

## FREE-THROWS MADE

34	Missouri	3/14/02
24	Purdue	3/14/99
24	Tulsa	3/24/00
18	Ohio State	3/19/00
14	Arkansas	3/17/00

## FREE-THROWS ATTEMPTED

43	Missouri	3/14/02
37	Purdue	3/14/99
37	Tulsa	3/24/00
26	Ohio State	3/19/00
25	UCLA	3/13/98

## FREE-THROW PERCENTAGE

.791 (34-43)	Missouri	3/14/02
.692 (18-26)	Ohio State	3/19/00
.649 (24-37)	Purdue	3/14/99
.649 (24-37)	Tulsa	3/24/00
.636 (14-22)	Arkansas	3/17/00

## REBOUNDS

48	Missouri	3/14/02
41	Tulsa	3/24/00
41	Texas	3/23/08
34	Lafayette	3/12/99
33	St. Mary's	3/21/08

## ASSISTS

18	Purdue	3/14/99
17	Missouri	3/14/02
17	Texas	3/23/08
15	St. Mary's	3/21/08
14	UCLA	3/13/98

## STEALS

13	UCLA	3/13/99
12	Lafayette	3/12/99
10	Tulsa	3/24/00
9	Purdue	3/14/99
9	Arkansas	3/17/00
9	Ohio State	3/19/00

## BLOCKED SHOTS

7	Texas	3/23/08
6	Arkansas	3/17/00
5	Purdue	3/14/99
4	UCLA	3/13/98
4	Ohio State	3/19/00
4	St. Mary's	3/21/08

# Individual Records - National Invitation Tournament

## POINTS SCORED

35	Rick Barry vs. St. Joseph's (Pa.), 1964
29	Mike McCoy vs. St. Francis (N.Y.), 1963
25	Clifton Clark vs. Michigan, 1997
25	Jack McClinton vs. Providence, 2009
23	Robert Hite vs. South Carolina, 2005
23	Malcolm Grant vs. Florida Atlantic, 2011

## FIELD GOALS MADE

13	Mike McCoy vs. St. Francis (N.Y.), 1963
11	Clifton Clark vs. Michigan, 1997
9	Jack McClinton vs. Providence, 2009
8	Carl Stavreti vs. Providence, 1963
8	Ken Allen vs. Providence, 1963
8	Rick Barry vs. St. Joseph's (Pa.), 1964
8	Guillermo Diaz vs. South Carolina, 2005
8	Robert Hite vs. South Carolina, 2005
8	Guillermo Diaz vs. Michigan, 2006

## FIELD GOALS ATTEMPTED

24	Mike McCoy vs. St. Francis (N.Y.), 1963
21	Clifton Clark vs. Michigan, 1997
21	Jack McClinton vs. Providence, 2009
20	Robert Hite vs. Oklahoma State, 2006
19	Ken Allen vs. Providence, 1963
19	Robert Hite vs. South Carolina, 2005

## FIELD GOAL PERCENTAGE

(Min. 5 made)

.750 (6-8)	Reggie Johnson vs. Alabama, 2011
.714 (5-7)	Raymond Hicks vs. Michigan, 2006
.700 (7-10)	Reggie Johnson vs. FAU, 2011
.667 (6-9)	Dwayne Collins vs. Florida, 2009
.667 (6-9)	Constantin Popa vs. Penn State, 1995

## 3-POINT FIELD GOALS MADE

7	Jack McClinton vs. Providence, 2009
5	Robert Hite vs. South Carolina, 2005
4	Guillermo Diaz vs. South Carolina, 2005
4	Anthony Harris vs. South Carolina, 2005
4	Robert Hite vs. Creighton, 2006
4	Guillermo Diaz vs. Michigan, 2006
4	Adrian Thomas vs. Missouri State, 2011
4	Rion Brown vs. Valparaiso, 2012

## 3-POINT FG ATTEMPTED

14	Jack McClinton vs. Providence, 2009
10	Guillermo Diaz vs. South Carolina, 2005
10	Robert Hite vs. South Carolina, 2005
10	Guillermo Diaz vs. Michigan, 2006
9	Steven Edwards vs. Penn State, 1995
9	Jack McClinton vs. Florida, 2009
9	Adrian Thomas vs. Missouri State, 2011

## 3-POINT FG PERCENTAGE

(Min. 4 made)

.571 (4-7)	Rion Brown vs. Valparaiso, 2012
.571 (4-7)	Anthony Harris vs. South Carolina, 2005
.500 (7-14)	Jack McClinton vs. Providence, 2009
.500 (5-10)	Robert Hite vs. South Carolina, 2005
.500 (4-8)	Robert Hite vs. Creighton, 2006
.444 (4-9)	Adrian Thomas vs. Missouri State, 2011

## FREE-THROWS MADE

19	Rick Barry vs. St. Joseph's (Pa.), 1964
10	Durand Scott vs. Florida Atlantic, 2011
8	Guillermo Diaz vs. Oklahoma State, 2006
8	Malcolm Grant vs. Florida Atlantic, 2011
7	Durand Scott vs. Alabama, 2011
7	John Dampier vs. St. Joseph's (Pa.), 1964

## FREE-THROWS ATTEMPTED

22	Rick Barry vs. St. Joseph's (Pa.), 1964
11	Malcolm Grant vs. Florida Atlantic, 2011
10	Guillermo Diaz vs. Oklahoma State, 2006
10	Durand Scott vs. Florida Atlantic, 2011
9	John Dampier vs. St. Joseph's (Pa.), 1964

## FREE-THROW PERCENTAGE

(Min. 5 made)

1.000 (10-10)	Durand Scott vs. FAU, 2011
1.000 (6-6)	Reggie Johnson vs. Minnesota, 2012
1.000 (5-5)	Brian Asbury vs. Providence, 2009
.875 (7-8)	Durand Scott vs. Alabama, 2011
.864 (19-22)	Rick Barry vs. St. Joseph's (Pa.), 1964

## REBOUNDS

20	Jack Spisak vs. Providence, 1963
20	Rick Barry vs. St. Joseph's (Pa.), 1964
20	Reggie Johnson vs. Florida Atlantic, 2011
15	James Jones vs. Auburn, 2001
13	Jack Spisak vs. St. Francis (N.Y.), 1963

## ASSISTS

5	Vernon Jennings vs. Georgetown, 1997
5	Michael Simmons vs. Auburn, 2001
5	Guillermo Diaz vs. South Carolina, 2005
5	Denis Clemente vs. Oklahoma State, 2006
5	Guillermo Diaz vs. Creighton, 2006
5	James Dews vs. Providence, 2009

## STEALS

6	John Salmons vs. Auburn, 2001
4	Robert Hite vs. Oklahoma State, 2006
3	DeQuan Jones vs. Minnesota, 2012
3	Kevin Norris vs. Michigan, 1997
3	Anthony King vs. Oklahoma State, 2006
3	Gary Hamilton vs. Oklahoma State, 2006
3	Guillermo Diaz vs. Oklahoma State, 2006
3	Adrian Thomas vs. Florida, 2009
3	DeQuan Jones vs. Alabama, 2011

## BLOCKED SHOTS

4	Anthony King vs. Michigan, 2006
3	Anthony King vs. South Carolina, 2005
3	DeQuan Jones vs. Missouri State, 2011
3	Reggie Johnson vs. Valparaiso, 2012
2	Constantin Popa vs. Penn State, 1995
2	James Jones vs. Auburn, 2001
2	Anthony King vs. Oklahoma State, 2006
2	Dwayne Collins vs. Providence, 2009
2	Julian Gamble vs. Florida Atlantic, 2011
2	Reggie Johnson vs. Missouri State, 2011

# Individual Opponent Records - NIT

## POINTS SCORED

38	Ray Flynn (Providence), 1963
30	Steve Courtin (St. Joseph's), 1964
26	Jimmy Stone (Providence), 1963
26	Adam Leonard (Missouri State), 2011
23	James Raftery (St Francis, N.Y.), 1963
22	Trevor Releford (Alabama), 2011

## FIELD GOALS MADE

16	Ray Flynn (Providence), 1963
13	Steve Courtin (St. Joseph's, Pa.) 1964
9	Jimmy Stone (Providence), 1963
9	Billy Oakes (St. Joseph's, Pa.), 1964
9	Jim Boyle (St. Joseph's, Pa.) 1964
9	Adam Leonard (Missouri State), 2011
9	Rodney Williams (Minnesota), 2012

## FIELD GOALS ATTEMPTED

26	Ray Flynn (Providence), 1963
19	Jimmy Stone (Providence), 1963
19	Steve Courtin (St. Joseph's, Pa.), 1964
18	Carlos Powell (South Carolina), 2005
17	John Thompson (Providence), 1963
17	Kyle Weems (Missouri State), 2011

## FIELD GOAL PERCENTAGE

(Min 5 Made)	
.900 (9-10)	Rodney Williams (Minnesota), 2012
.857 (6-7)	John Amaechi (Penn State), 1995
.833 (5-6)	Joe Coleman (Minnesota), 2012
.833 (5-6)	Louis Bullock (Michigan), 1997
.811 (9-11)	Adam Leonard (Missouri State), 2011

## 3-POINT FIELD GOALS MADE

7	Adam Leonard (Missouri State), 2011
4	Johnny Mathies (Creighton), 2006
4	Jimmy Motz (Creighton), 2006
4	Brian McKenzie (Providence), 2009
4	Nick Calathes (Florida), 2009
4	Kyle Weems (Missouri State), 2011
4	Julian Welch (Minnesota), 2012

## 3-POINT FIELD GOALS ATTEMPTED

11	Johnny Mathies (Creighton), 2006
11	Kyle Weems (Missouri State), 2011
10	Pete Lisicky (Penn State), 1995
9	Nick Calathes (Florida), 2009
9	Justin Davis (Florida Atlantic), 2011
9	Raymond Taylor (Florida Atlantic), 2011
9	Ryan Broekhoff (Valparaiso), 2012

## 3-POINT FIELD GOAL PERCENTAGE

(Min 4 made)	
1.000 (4-4)	Julian Welch (Minnesota), 2012
.875 (7-8)	Adam Leonard (Missouri State), 2011
.667 (4-6)	Jimmy Motz (Creighton), 2006
.571 (4-7)	Brian McKenzie (Providence), 2009
.444 (4-9)	Nick Calathes (Florida), 2009

## FREE-THROWS MADE

10	Lester Abram (Michigan), 2006
9	John Amaechi (Penn State), 1995
9	Weyinmi Efejuku (Providence), 2009
8	Jimmy Stone (Providence), 1963
7	James Raftery (St. Francis, N.Y.), 1963
7	Glenn Sekunda (Penn State), 1995
7	Dan Earl (Penn State), 1995
7	Jonathan Kale (Providence), 2009

## FREE-THROWS ATTEMPTED

12	Jonathan Kale (Providence), 2009
10	James Raftery (St. Francis, N.Y.), 1963
10	Jimmy Stone (Providence), 1963
10	John Amaechi (Penn State), 1995
10	Lester Abram (Michigan), 2006
10	Weyinmi Efejuku (Providence), 2009

## FREE-THROW PERCENTAGE

(Min 5 made)	
1.000 (10-10)	Lester Abram (Michigan), 2006
1.000 (6-6)	Vin Flynn (Providence), 1963
1.000 (6-6)	Daniel Horton (Michigan), 2006
1.000 (5-5)	Chris Hunter (Michigan), 2006
.900 (9-10)	John Amaechi (Penn State), 1995
.900 (9-10)	Weyinmi Efejuku (Providence), 2009

## REBOUNDS

14	Larry Hofmann (St. Joseph's, Pa.), 1964
12	Jimmy Stone (Providence), 1963
12	Alex Tyus (University of Florida), 2009
10	James Raftery (St. Francis, N.Y.), 1963
10	Graham Brown (Michigan), 2006
10	Kevin Van Wijk (Valparaiso), 2012

## ASSISTS

8	Travis Conlan (Michigan), 1997
7	Dan Earl (Penn State), 1995
7	Jamison Brewer (Auburn), 2001
7	Nick Calathes (Florida), 2009
5	Chandler Parsons (Florida), 2009
5	Daniel Horton (Michigan), 2006

## STEALS

4	JaMychal Green (Alabama), 2011
4	Ryan Broekhoff (Valparaiso), 2012
3	Dan Earl (Penn State), 1995
3	Robert Traylor (Michigan), 1997
3	Jameson Curry (Oklahoma State), 2006
3	Chris Hines (Alabama), 2011
3	Trevor Releford (Alabama), 2011

## BLOCKED SHOTS

13	Kyle Davis (Auburn), 2001
4	Brandon Wallace (South Carolina), 2005
3	Jonathon Kale (Providence), 2009
3	Chris Hines (Alabama), 2011
2	9 players tied



# Team Records - NIT

## POINTS

96	vs. Providence, 3/19/63
85	vs. FAU, 3/16/11
81	vs. Missouri State, 3/21/11
78	vs. Providence, 3/18/09
76	vs. St. Joseph's (Pa.), 3/12/64

### LOW:

53	vs. Creighton, 3/20/06
----	------------------------

## FIELD GOALS MADE

41	vs. Providence, 3/19/63
30	vs. FAU, 3/16/11
30	vs. St. Francis, 3/16/63
27	vs. Michigan, 3/22/06
26	vs. Minnesota, 3/19/12
26	vs. Valparaiso, 3/14/12
26	vs. Missouri State, 3/21/11

### LOW:

20	vs. Creighton, 3/20/06
----	------------------------

## FIELD GOALS ATTEMPTED

94	vs. Providence, 3/19/63
63	vs. St. Joseph's (Pa.), 3/12/64
62	vs. Auburn, 3/14/01
62	vs. Michigan, 3/13/97
62	vs. St. Francis, 3/16/63

### LOW:

44	vs. Creighton, 3/20/06
----	------------------------

## FIELD GOAL PERCENTAGE

.600 (30-50)	vs. Florida Atlantic, 3/16/11
.500 (26-52)	vs. Missouri State, 3/21/11
.491 (26-53)	vs. Valparaiso, 3/14/12
.484 (30-62)	vs. St. Francis, 3/16/63
.458 (27-59)	vs. Michigan, 3/22/06

### LOW:

.344 (21-61)	vs. Minnesota, 3/19/12
--------------	------------------------

## THREE-POINT FG MADE\*

13	vs. South Carolina, 3/15/05
10	vs. Valparaiso, 3/14/12
10	vs. Providence, 3/18/09
8	vs. Missouri State, 3/21/11

### LOW:

2	vs. Alabama, 3/23/11
---	----------------------

## THREE-POINT FG ATTEMPTED\*

27	vs. Providence, 3/18/09
27	vs. South Carolina, 3/15/05
25	vs. Minnesota, 3/19/12
25	vs. Florida, 3/20/09
25	vs. Penn State, 3/15/95

### LOW:

12	vs. Michigan, 3/13/97
----	-----------------------

## 3-POINT FIELD GOAL PERCENTAGE

.481 (13-27)	vs. South Carolina, 3/15/2005
.455 (10-22)	vs. Valparaiso, 3/14/12
.400 (6-15)	vs. Creighton, 3/20/06
.370 (10-27)	vs. Providence, 3/18/09
.364 (8-22)	vs. Missouri State, 3/21/11

### LOW:

.133 (2-15)	vs. Alabama, 3/23/11
-------------	----------------------

## FREE THROWS MADE

30	vs. St. Joseph's (Pa.), 3/12/64
21	vs. Missouri State, 3/21/11
20	vs. FAU, 3/16/11
18	vs. Providence, 3/18/09
16	vs. Alabama, 3/23/11

### LOW:

4	vs. Valparaiso, 3/14/12
---	-------------------------

## FREE THROWS ATTEMPTED

40	vs. St. Joseph's (Pa.), 3/12/64
26	vs. FAU, 3/16/11
24	vs. Missouri State, 3/21/11
23	vs. Alabama, 3/23/11
22	vs. Minnesota, 3/19/12

### LOW:

6	vs. Valparaiso, 3/14/12
6	vs. Michigan, 3/22/06

## FREE-THROW PERCENTAGE

.875 (21-24)	vs. Missouri State, 3/21/11
.857 (18-21)	vs. Providence, 3/18/09
.833 (5-6)	vs. Michigan, 3/22/06
.769 (20-26)	vs. Florida Atlantic, 3/16/11
.750 (30-40)	vs. St. Joseph's (Pa.), 3/12/64

### LOW:

.583 (7-12)	vs. Florida, 3/20/09
-------------	----------------------

## REBOUNDS

55	vs. Providence, 3/19/63
44	vs. Providence, 3/18/09
41	vs. St. Francis, 3/16/63
40	vs. Auburn, 3/14/01
40	vs. Penn State, 3/15/95

### LOW:

15	vs. St. Joseph's (Pa.), 3/12/64
----	---------------------------------

## ASSISTS\*\*

16	vs. Valparaiso, 3/14/12
16	vs. Providence, 3/18/09
15	vs. Auburn, 3/14/01
14	vs. Missouri State, 3/21/11
14	vs. Michigan, 3/13/97

### LOW:

3	vs. St. Joseph's (Pa.), 3/12/64
---	---------------------------------

## STEALS\*

14	vs. Oklahoma State, 3/15/06
11	vs. Auburn, 3/14/01
9	vs. Minnesota, 3/19/12
7	vs. Florida, 3/20/09
7	vs. Providence, 3/18/09
7	vs. Penn State, 3/15/95

### LOW:

1	vs. FAU, 3/16/11
---	------------------

## TURNOVERS\*

19	vs. Alabama, 3/23/11
19	vs. Providence, 3/18/09
18	vs. Penn State, 3/15/95
17	vs. Auburn, 3/14/01
14	vs. Michigan, 3/13/97

### LOW:

7	vs. FAU, 3/16/11
7	vs. South Carolina, 3/15/05

## BLOCKS\*

5	vs. Missouri State, 3/21/11
5	vs. Michigan, 3/22/06
4	vs. FAU, 3/16/11
4	vs. Providence, 3/18/09
4	vs. Oklahoma State, 3/15/06
4	vs. South Carolina, 3/15/05

### LOW:

0	vs. Alabama, 3/23/11
---	----------------------

## FOULS

26	vs. Penn State, 3/15/95
23	vs. Providence, 3/19/63
21	vs. FAU, 3/16/11
21	vs. Providence, 3/18/09
21	vs. St. Joseph's (Pa.), 3/12/64

### LOW:

9	vs. Valparaiso, 3/14/12
---	-------------------------

\* Stats not kept in 1963 or 1964

\*\*Stats begin in 1964

# Team Opponent Records - NIT

## POINTS

106	Providence, 3/19/63
86	St. Joseph's (Pa.), 3/12/64
79	Alabama, 3/23/11
78	Minnesota, 3/19/12
76	Michigan, 3/13/97

### LOW:

50	Valparaiso, 3/14/12
----	---------------------

## FIELD GOALS MADE

39	Providence, 3/19/63
37	St. Joseph's (Pa.), 3/12/64
30	Alabama, 3/23/11
28	Minnesota, 3/19/12
28	Michigan, 3/13/97
28	St. Francis, 3/16/63

### LOW:

17	Penn State, 3/15/95
----	---------------------

## FIELD GOALS ATTEMPTED

85	Providence, 3/19/63
75	St. Joseph's (Pa.), 3/12/64
66	Missouri State, 3/21/11
62	St. Francis, 3/16/63
60	Providence, 3/18/09

### LOW:

45	Oklahoma State, 3/15/06
----	-------------------------

## FIELD GOAL PERCENTAGE

(Min 5 Made)

.596 (28-47)	Michigan, 3/13/97
.583 (28-48)	Minnesota, 3/19/12
.545 (30-55)	Alabama, 3/23/11
.520 (26-50)	Florida, 3/20/09
.493 (37-75)	St. Joseph's (Pa.), 3/12/64

### LOW:

.333 (20-60)	Providence, 3/18/09
--------------	---------------------

## THREE-POINT FG MADE\*

13	Missouri State, 3/21/11
10	Florida, 3/20/09
8	Providence, 3/18/09
8	Michigan, 3/22/06
8	Creighton, 3/20/06

### LOW:

4	Alabama, 3/23/11
4	FAU, 3/16/11
4	Penn State, 3/15/95

## THREE-POINT FG ATTEMPTED\*

29	Missouri State, 3/21/11
27	Valparaiso, 3/14/12
27	Florida, 3/20/09
27	Providence, 3/18/09
27	Creighton, 3/20/06

### LOW:

12	Michigan, 3/13/97
----	-------------------

## 3-POINT FIELD GOAL PERCENTAGE

(Min 4 made)

.533 (8-15)	Michigan, 3/22/06
.500 (6-12)	Michigan, 3/13/97
.462 (6-13)	Minnesota, 3/19/12
.448 (13-29)	Missouri State, 3/21/11
.412 (7-17)	South Carolina, 3/15/05

### LOW:

.185 (5-27)	Valparaiso, 3/14/12
-------------	---------------------

## FREE THROWS MADE

28	Providence, 3/19/63
24	Penn State, 3/15/95
21	Michigan, 3/22/06
18	Providence, 3/18/09
16	Minnesota, 3/19/12

### LOW:

6	Creighton, 3/20/06
---	--------------------

## FREE THROWS ATTEMPTED

34	Providence, 3/19/63
29	Penn State, 3/15/95
27	Providence, 3/18/09
26	St. Joseph's (Pa.), 3/12/64
24	Alabama, 3/23/11

### LOW:

8	Creighton, 3/20/06
---	--------------------

## FREE-THROW PERCENTAGE

(Min 5 made)

.955 (21-22)	Michigan, 3/22/06
.842 (16-19)	Minnesota, 3/19/12
.828 (24-29)	Penn State, 3/15/95
.824 (28-34)	Providence, 3/19/63
.778 (7-9)	Valparaiso, 3/14/12
.750 (9-12)	Auburn, 3/14/01
.750 (6-8)	Creighton, 3/20/06

### LOW:

.556 (10-18)	South Carolina, 3/15/05
--------------	-------------------------

## REBOUNDS

60	St. Joseph's (Pa.), 3/12/64
46	Providence, 3/19/63
41	Minnesota, 3/19/12
40	St. Francis, 3/16/63
37	Minnesota, 3/19/12
37	Florida, 3/20/09
37	Oklahoma State, 3/15/06
37	South Carolina, 3/15/05
37	Auburn, 3/14/01

### LOW:

28	FAU, 3/16/11
28	Creighton, 3/20/06

## ASSISTS\*\*

20	Florida, 3/20/09
17	Michigan, 3/13/97
15	Creighton, 3/20/06
14	Minnesota, 3/19/12
14	Missouri State, 3/21/11
14	Providence, 3/18/09
14	Auburn, 3/14/01

### LOW:

6	FAU, 3/16/11
6	St. Joseph's (Pa.), 3/12/64

## STEALS\*

13	Alabama, 3/23/11
10	Auburn, 3/14/01
10	Penn State, 3/15/95
9	Providence, 3/18/09
8	Oklahoma State, 3/15/06

### LOW:

2	Minnesota, 3/19/12
2	Creighton, 3/20/06
2	South Carolina, 3/15/05

## TURNOVERS\*

22	Oklahoma State, 3/15/06
19	Auburn, 3/14/01
18	Minnesota, 3/19/12
17	Michigan, 3/13/97
16	Florida, 3/20/09

### LOW:

7	Missouri State, 3/21/11
7	South Carolina, 3/15/05

## BLOCKS\*

15	Auburn, 3/14/01
7	Alabama, 3/23/11
7	Michigan, 3/13/97
6	South Carolina, 3/15/05
4	Providence, 3/18/09
4	Penn State, 3/15/95

### LOW:

0	Valparaiso, 3/14/12
0	Florida, 3/20/09

## FOULS\*

25	St. Joseph's (Pa.), 3/12/64
22	Alabama, 3/23/11
21	Minnesota, 3/19/12
21	FAU, 3/16/11
21	Providence, 3/18/09

### LOW:

9	Michigan, 3/22/06
9	Creighton, 3/20/06

\*\*Stats begin in 1964

\* Stats not kept in 1963 or 1964

# Postseason Teams

**1959-60**

**NCAA TOURNAMENT**

**SEASON RECORD: 23-4**

**BRUCE HALE, HEAD COACH**

12/1	Rollins	W	110-86
12/3	Jacksonville	W	106-98
12/5	Tampa	W	98-65
12/9	at Houston	W	72-63
12/10	at Centenary	L	77-84
12/12	at Loyola (La.)	W	86-70
12/14	Murray State	W	92-80
12/19	Florida	W	79-77
12/21	at Miami (Ohio)	W	83-78
12/28	vs. Brigham Young *	W	110-93
12/29	vs. Xavier *	W	87-69
1/2	South Carolina (OT)	W	107-106
1/7	at Iona	W	69-67
1/13	at Jacksonville	W (OT)	78-70
1/14	at Florida	W	70-65
1/16	at Florida State	W	93-91
1/23	Houston	L	79-88
1/29	Oklahoma City	W	97-84
2/2	at Rollins	W	90-79
2/3	at Tampa	W	74-73
2/4	at Stetson	W	94-86
2/6	at Florida Southern	W	88-71
2/11	Stetson	L	72-73
2/18	Florida Southern	W	121-85
2/22	Kentucky Wesleyan	W	104-95
2/27	Florida State	W	107-89
3/8	vs. Western Kentucky ^	L	84-107
Season Totals			2427-2192

\* Hurricane Classic | ^ NCAA Tournament

NO.	PLAYER	POS.	YR.
11	Dave Landis	G	JR
12	Ron Godfrey	F	JR
13	Dick Hickox	G	JR
14	Dod Hammond	F	SO
15	Harry Manushaw	C	JR
20	Bruce Applegate	F	JR
22	Martin Snider	G	JR
23	Ken Allen	G	SO
24	Chris Stavreti	G	SO
25	Julie Cohen	G	SO
31	Jack Spisak	F	SO
32	Bruce Shapiro	G	SO

**1960-61**

**NATIONAL INVITATION TOURNAMENT**

**SEASON RECORD: 20-7**

**BRUCE HALE, HEAD COACH**

12/1	at Rollins	W	80-62
12/3	Tampa	W	93-64
12/6	at Santa Clara	L	65-66
12/8	at San Francisco	W	68-56
12/10	at Brigham Young	L	80-112
12/15	Florida Southern	W	87-54
12/17	Florida	W	93-74
12/28	vs. Army *	W	82-75
12/29	vs. Holy Cross *	W	77-71
1/4	Miami (Ohio)	W (2OT)	102-100
1/7	at La Salle	L	74-88
1/11	at Florida	L	73-81
1/13	at Jacksonville	W (OT)	93-84
1/14	at Florida State	L	78-89
1/21	Houston	W	89-78
1/26	Centenary	W	86-74
1/30	Louisville	W	71-69
2/1	Rollins	W	103-75
2/3	at Stetson	W	91-84
2/4	at Florida Southern	W	92-80
2/11	Loyola (La.)	W	65-61
2/15	Stetson	W	91-84
2/18	at Tampa	W	108-99
2/20	Jacksonville	W	96-80
2/23	Morehead State	W	85-70
2/25	Florida State	W	75-73
3/16	vs. St. Louis ^	L	56-58
Season Totals:			2230-2036

\* Hurricane Classic | ^ National Invitation Tournament

NO.	PLAYER	POS.	YR.
11	Carl Stavreti	G	SO
12	Ron Godfrey	F	SR
13	Dick Hickox	G	SR
14	Lee Woods	F	SO
15	Harry Manushaw	C	SR
20	Bruce Applegate	F	SR
21	Bruce Shapiro	G	JR
23	Ken Allen	G	SO
24	Chris Stavreti	G	JR
25	Julie Cohen	G	JR
31	Jack Spisak	F	JR
33	Lou Alix	F	SO
45	Mike McCoy	C	SO

**1962-63**

**NATIONAL INVITATION TOURNAMENT**

**SEASON RECORD: 23-5**

**BRUCE HALE, HEAD COACH**

11/30	Florida	W (OT)	91-87
12/4	at Boston College	W	72-69
12/6	at Rhode Island	W	88-80
12/8	at Providence	W	82-75
12/13	Florida Southern	W	116-93
12/21	Duke	W	71-69
12/27	vs. Cornell *	W	94-85
12/28	vs. Pittsburgh *	W	86-85
1/3	at St. John's	W	67-59
1/4	at La Salle	L	76-78
1/9	at Jacksonville	W	103-91
1/10	at Florida	W	86-77
1/12	at Florida State	L (OT)	74-77
1/19	St. Peter's	W	99-75
1/24	Houston	W	71-70
1/29	at Tampa	W	78-76
1/30	at Rollins	W	120-72
2/1	at Stetson	L	64-66
2/2	at Florida Southern	W	99-83
2/5	Jacksonville	W	112-105
2/9	Louisville	W	112-84
2/12	Rollins	W	114-75
2/16	Loyola (La.)	L	77-84
2/18	Tampa	W	112-81
2/23	Florida State	W	99-70
2/26	Stetson	W	75-60
3/16	vs. St. Francis (N.Y.) ^	W	71-70
3/19	vs. Providence ^	L	96-106
Season Totals:			2505-2212

\* Hurricane Classic | ^ National Invitation Tournament

NO.	PLAYER	POS.	YR.
11	Carl Stavreti	G	SR
12	Larry Kessler	G	SO
13	Bernie Butts	G	JR
14	Lee Woods	C	SR
15	Edward Fults	F	SO
20	Greg Meyer	C	SO
22	Charles Holiber	F	JR
23	Kenny Allen	G	SR
24	Rick Barry	F	SO
31	Jack Spisak	F	SR
32	Wayne Beckner	F	SO
45	Mike McCoy	C	SR

# Postseason Teams

1963-64

NATIONAL INVITATION TOURNAMENT

SEASON RECORD: 20-7

BRUCE HALE, HEAD COACH

12/3	Tampa	W	101-95
12/7	Florida	W	95-79
12/10	at Santa Clara	L	77-86
12/12	at St. Mary's (Calif.)	L	101-86
12/14	at Nevada	W (OT)	81-78
12/17	San Francisco	W	95-83
12/19	Rollins	W	108-90
12/27	vs. Army !	W	79-71
12/28	vs. Syracuse !	L (OT)	85-86
1/4	Rhode Island	W	105-88
1/8	Jacksonville	W	97-92
1/9	at Florida	L	91-114
1/11	at Florida State	L	78-80
1/18	Memphis State	W	78-69
1/23	La Salle	W	121-99
1/28	at Rollins	W	127-85
1/29	at Tampa	W	134-104
1/31	at Stetson	W	81-75
2/1	at Florida Southern	W	85-78
2/4	Jacksonville	W	117-92
2/10	Creighton	L	94-124
2/13	at Houston	L	83-93
2/15	at Loyola (La.)	W (OT)	97-90
2/18	Florida Southern	W	120-79
2/22	Stetson	W	87-70
2/29	Florida State	W	82-80
3/12	vs. St. Joseph's (Pa.) ^	L	76-86
Season Totals:			2575-2352

! Hurricane Classic | ^ National Invitation Tournament

NO.	PLAYER	POS.	YR.
12	Larry Kessler	G	JR
13	Bernie Butts	G	SR
15	Charles Holiber	F	SR
20	Clark Connors	F	SO
22	John Bates	F	SO
24	Rick Barry	F	JR
25	Bob Green	G	SO
31	John Dampier	G	JR
32	Wayne Beckner	F	JR
33	Don Patrican	C	SO
34	Charles Grob	C	SO
45	Stewart Marcus	F	SO

1994-95

NATIONAL INVITATION TOURNAMENT

SEASON RECORD: 15-13 (9-9 BIG EAST)

LEONARD HAMILTON, HEAD COACH

11/25	Northeastern Illinois	W	66-48
11/28	Florida Atlantic	W	76-59
11/30	Robert Morris	W	66-51
12/6	Syracuse *	L	65-83
12/10	Florida A&M	W	67-53
12/20	at Clemson	L	55-75
12/28	UNLV @	L	55-56
12/30	Fordham	W	55-43
1/2	at Seton Hall *	L	54-72
1/7	at Georgetown *	L	64-71
1/11	at St. John's *	W	82-79
1/18	at Providence *	W	81-75
1/21	Boston College *	W	69-68
1/25	Villanova *	L	62-92
1/28	at Syracuse *	L	51-76
1/31	at Connecticut *	L	57-82
2/4	Georgetown *	W	67-61
2/7	at Villanova *	L	63-73
2/11	Providence *	W	69-63
2/13	St. John's *	W	71-69
2/18	at Pittsburgh *	L	61-67
2/22	Seton Hall *	W	61-57
2/25	at Boston College *	W (OT)	77-71
2/28	Pittsburgh *	W (OT)	76-68
3/2	at Florida Atlantic	W	80-70
3/4	Connecticut *	L	67-75
3/10	vs Georgetown #	L	58-69
3/15	at Penn State ^	L	56-62
Season Totals:			1831-1888

@ Orange Bowl Basketball Classic | \* BIG EAST Game

# BIG EAST Tournament | ^ National Invitation Tournament

NO.	PLAYER	POS.	YR.
0	Steve Frazier	G	SO
3	Alex Fraser	F	SO
5	Steve Rich	F	JR
10	Anthony Rosa	G	SO
11	Torey McCormick	G	SO
12	Kevin Norris	G	FR
13	Chuck Barker	G	FR
20	Mitchell Dunn	G	JR
21	Steven Edwards	G	JR
22	Jaime Waggoner	G	FR
33	Constantin Popa	C	SR
50	Brad Timpf	F	SO
52	Lorenzo Pearson	F	JR
55	Will Davis	C	SO

1996-97

NATIONAL INVITATION TOURNAMENT

SEAS ON RECORD: 16-13 (9-9 BIG EAST)

LEONARD HAMILTON, HEAD COACH

11/22	Buffalo	W	78-61
11/24	Florida Atlantic	W	83-74
11/29	at UNLV	L	43-55
12/3	St. John's *	L	57-61
12/7	Syracuse *	W	67-63
12/13	Hartford	W	74-58
12/18	Jacksonville	W	74-57
12/22	at Tennessee	L	65-78
12/28	vs. DePaul @	W	61-45
12/30	Lehigh	W	32-68
1/2	at Boston College *	W	65-62
1/4	at Georgetown *	W	69-67
1/8	at Pittsburgh *	L	72-76
1/11	at Villanova *	W	61-59
1/15	Providence *	W	71-69
1/18	Georgetown *	W (OT)	68-65
1/22	Connecticut *	W	69-46
2/2	at Rutgers *	L	59-60
2/5	Pittsburgh *	W	78-63
2/8	Rutgers *	W	53-50
2/10	at Seton Hall *	W	61-51
2/15	at Connecticut *	L	52-72
2/19	Boston College *	L	57-59
2/22	at St. John's *	L	73-77
2/25	at Notre Dame *	L	60-69
3/1	West Virginia *	L	54-82
3/5	vs. St. John's #	W (OT)	76-68
3/6	vs. Georgetown #	L	59-63
3/13	vs. Michigan \$	L	63-76
Season Totals:			1105-1126

@ Orange Bowl Classic | \* BIG EAST Game

# BIG EAST Tournament | \$ National Invitation Tournament

NO.	PLAYER	POS.	YR.
0	Steve Frazier	G	SR
3	Alex Fraser	F	SR
10	Anthony Rosa	G	SR
11	Torey McCormick	G	SR
12	Kevin Norris	G	JR
15	Nick Donovan	C	SO
20	Mike Curcio	G	SO
22	Jaime Waggoner	G	JR
30	Vernon Jennings	G/F	FR
31	Johnny Hemsley	G/F	FR
32	Lucas Barnes	G/F	FR
33	Clifton Clark	G/F	SR
40	Tim James	F	SO
51	Mario Bland	F	FR
55	Will Davis	C	SR



# Postseason Teams

**1997-98**  
**NCAA TOURNAMENT**  
**SEASON RECORD: 18-10 (11-7 BIG EAST)**  
**LEONARD HAMILTON, HEAD COACH**

11/14	at Southern Illinois	W	73-61
11/16	Florida Atlantic	W	69-47
11/21	Charlotte	W	89-72
11/24	Eastern Kentucky	W	86-64
11/29	at Jacksonville	W	74-70
12/2	Rutgers *	W	63-55
12/6	Georgetown *	W	66-56
12/12	Georgia State	W	80-64
12/22	at Memphis	W	65-57
12/27	vs. Georgia Tech @	L	61-69
12/31	at Seton Hall *	W	78-65
1/3	at Pittsburgh *	W	73-65
1/6	Connecticut *	W	76-67
1/10	at West Virginia *	L	84-98
1/13	at St. John's *	L	64-73
1/18	at Syracuse *	L	67-85
1/22	Villanova *	W	78-63
1/28	at Boston College *	W	67-57
1/31	at Villanova *	L	75-78
2/4	Providence *	W	64-54
2/10	Syracuse *	L	63-72
2/14	Notre Dame *	W	66-57
2/18	at Providence *	L	57-59
2/22	at Notre Dame *	W	65-59
2/24	Seton Hall *	L	71-76
2/28	West Virginia *	W	70-66
3/4	vs. Georgetown #	L	56-62
3/13	vs. UCLA \$	L	62-65
Season Totals:		1962-1836	

@ Orange Bowl Classic | \* BIG EAST Game  
# BIG EAST Tournament | \$ NCAA Tournament

NO.	PLAYER	POS.	YR.
3	Mike Byars-Dawson	G	FR
10	Kevin Norris	G	SR
11	Jeremiah Schlie	F	FR
13	Steve Frazier	G	SR
14	Todd Manuel	G	FR
15	Nick Donovan	F	JR
20	Charles Wiseman	G	SO
21	Mike Curcio	G	JR
22	Jaime Waggoner	G	SR
30	Vernon Jennings	G/F	SO
31	Johnny Hemsley	G/F	SO
32	Lucas Barnes	G/F	SO
34	Dwayne Wimbley	F	FR
40	Tim James	F	JR
44	Elton Tyler	F	FR
51	Mario Bland	F	SO

**1998-99**  
**NCAA TOURNAMENT — SECOND ROUND**  
**SEASON RECORD: 23-7 (15-3 BIG EAST)**  
**LEONARD HAMILTON, HEAD COACH**

11/13	at Florida Atlantic	W	97-73
11/23	at Charlotte	L	59-66
11/27	Northern Iowa	W	78-69
12/5	at Kentucky	L	65-74
12/8	Boston College *	W	77-64
12/11	UCF	W	66-56
12/18	at Georgia State	W	76-55
12/22	Memphis	W	80-64
12/27	vs. Ohio State @	W	72-64
12/30	at Georgetown *	W	64-63
1/6	St. John's *	W	84-79
1/9	Notre Dame *	L	68-71
1/13	at Rutgers *	W	74-62
1/16	at West Virginia *	W	64-55
1/20	Connecticut *	L	68-70
1/24	at Boston College *	W	75-67
1/27	Seton Hall *	W	77-71
1/30	at Pittsburgh *	L	54-60
2/3	at St. John's *	W	73-70
2/6	Georgetown *	W	71-58
2/8	at Syracuse *	W	76-63
2/13	at Providence *	W	69-65
2/16	Villanova *	W	103-82
2/20	at Connecticut *	W	73-71
2/23	Pittsburgh *	W	85-52
2/27	Rutgers *	W	68-63
3/4	vs. Georgetown #	W	65-54
3/5	vs. St. John's #	L	59-62
3/12	vs. Lafayette \$	W	75-54
3/14	vs. Purdue \$	L	63-73
Season Totals:		2178-1950	

@ Orange Bowl Classic | \* BIG EAST Game  
# BIG EAST Tournament | \$ NCAA Tournament

NO.	PLAYER	POS.	YR.
3	Mike Byars-Dawson	G	SO
4	Michael Simmons	G	FR
5	John Salmons	F	FR
11	Jeremiah Schlie	F	SO
13	João Paulo Coelho	G	FR
14	Todd Manuel	G	SO
15	Nick Donovan	F	SR
30	Vernon Jennings	G/F	JR
31	Johnny Hemsley	G/F	JR
34	Dwayne Wimbley	F	SO
40	Tim James	F	SR
42	Kevin Houston	G/F	JR
44	Elton Tyler	F	SO
51	Mario Bland	F	JR

**1999-2000**  
**NCAA TOURNAMENT — SWEET 16**  
**SEASON RECORD: 23-11 (13-3 BIG EAST)**  
**BIG EAST REGULAR SEASON CO-CHAMPIONS**  
**LEONARD HAMILTON, HEAD COACH**

11/19	at UCF	W	81-54
11/23	Monmouth	W	67-46
11/30	Bethune-Cookman	W	102-75
12/4	at Memphis	L	72-82
12/7	Charlotte	L	65-75
12/11	Hartford	W	97-61
12/18	vs. North Carolina @	L	78-68
12/20	vs. UL-Lafayette ^	L	60-66
12/21	vs. Detroit - Mercy ^	W	68-64
12/22	vs. Illinois State ^	L	78-87
12/27	Florida Atlantic	W	89-52
12/29	Quinnipiac	W	80-66
1/5	West Virginia *	W	66-58
1/8	Syracuse *	L	55-67
1/11	at Seton Hall *	W	71-64
1/15	at Georgetown *	L	61-65
1/17	at Villanova *	W	67-66
1/22	Boston College *	W	62-54
1/25	at Notre Dame *	W	63-49
1/29	Kentucky	L	57-60
2/1	Pittsburgh *	W	64-60
2/5	at Rutgers *	W	58-52
2/7	Georgetown *	W	77-55
2/16	Providence *	L	45-47
2/19	at Connecticut *	W	63-57
2/22	at West Virginia *	W	68-50
2/26	Notre Dame *	W	55-52
2/29	at Pittsburgh *	W	74-66
3/5	St. John's *	W	74-70
3/9	vs. Notre Dame #	W	61-58
3/10	vs. St. John's #	L	57-58
3/17	vs. Arkansas \$	W	75-71
3/19	vs. Ohio State \$	W	75-62
3/24	vs. Tulsa \$	L	71-80
Season Totals:		2346-2127	

@ Orange Bowl Classic | ^ San Juan Shootout  
\* BIG EAST Game | # BIG EAST Tournament  
\$ NCAA Tournament

NO.	PLAYER	POS.	YR.
0	Leroy Hurd	G/F	FR
3	Michael Simmons	G	SO
11	Jerry Schlie	F	JR
13	João Paulo Coelho	G	SO
25	Elton Tyler	F	JR
30	Vernon Jennings	G/F	SR
31	Johnny Hemsley	G/F	SR
33	James Jones	F	FR
34	Dwayne Wimbley	F	JR
45	John Salmons	F	SO
51	Mario Bland	F	JR

# Postseason Teams

2000-01

**NATIONAL INVITATION TOURNAMENT**  
**SEASON RECORD: 16-13 (8-8 BIG EAST)**  
**PERRY CLARK, HEAD COACH**

11/18	at Florida Atlantic	W	76-59
11/21	Columbia	W	65-41
11/25	Northeastern	W	92-86
11/28	at Charlotte	L	63-95
12/4	at North Carolina	L	45-67
12/9	Central Florida	W	83-72
12/16	vs. Nebraska @	L	64-72
12/18	Eastern Illinois	W	83-73
12/21	Memphis	W	66-57
12/27	Lehigh	W	71-52
12/29	Tennessee-Martin	W	70-54
1/3	at Pittsburgh *	L	51-62
1/7	Boston College *	L	72-73
1/10	at Virginia Tech *	L	74-85
1/13	at Boston College *	L	73-82
1/16	at Providence *	W	78-64
1/20	Connecticut *	W	77-74
1/22	at St. John's *	L (OT)	63-67
1/28	Providence *	L	70-80
2/1	Seton Hall *	W	72-66
2/6	Virginia Tech *	W	86-61
2/10	St. John's *	L (2OT)	79-85
2/13	at Syracuse *	W	68-57
2/17	at Villanova *	W	80-62
2/24	at Connecticut *	L	53-60
2/28	West Virginia *	W	73-66
3/3	Villanova *	W	65-53
3/7	vs. Pittsburgh #	L	69-78
3/14	vs. Auburn \$	L	58-60
Season Totals:			2039-1963

@ Orange Bowl Classic | \* BIG EAST Game  
# BIG EAST Championship  
\$ National Invitation Tournament

NO.	PLAYER	POS.	YR.
0	Leroy Hurd	G/F	SO
1	Michael Simmons	G	SO
3	Joe Gordon	G	JR
4	Marcus Barnes	G	FR
5	John Salmons	F	JR
10	Orlando Gonzalez	G	SR
11	Jerry Schlie	F	JR
12	Brandon Okpalobi	G	FR
14	Rodrigue Djahue	F	FR
20	Danny Marakovits	G	FR
21	Darius Rice	F	FR
32	Dwayne Wimbley	C	SR
33	James Jones	F	SO

2001-02

**NCAA TOURNAMENT**  
**SEASON RECORD: 24-8 (10-6 BIG EAST)**  
**PERRY CLARK, HEAD COACH**

11/18	vs. Eastern Michigan ^	W	93-56
11/19	vs. UAB ^	W	81-79
11/20	vs. Clemson ^	W	67-65
11/24	Lafayette	W	79-69
11/26	Florida Atlantic	W	74-48
11/29	Howard	W	87-71
12/3	Florida International	W	77-59
12/8	at Texas A&M	W	64-55
12/15	vs. Indiana @	W	58-53
12/18	Florida A&M	W	90-62
12/22	Charlotte	W	64-56
12/27	at Louisiana State	W	68-61
12/30	St. Francis (PA)	W	71-48
1/2	at Georgetown *	W	79-71
1/5	at Connecticut *	L	75-76
1/8	at St. John's *	L	60-71
1/12	at Virginia Tech *	W	77-68
1/15	Pittsburgh *	W (2OT)	76-69
1/19	Providence *	W (OT)	102-96
1/24	Villanova *	W	76-58
1/29	Boston College *	L	65-70
2/2	Connecticut *	W	68-66
2/5	at Villanova *	W	65-56
2/10	at Boston College *	L	63-76
2/13	St. John's *	W	79-56
2/17	at Rutgers *	L	61-64
2/23	Notre Dame *	L	77-90
2/26	at Providence *	W	81-65
3/2	Virginia Tech *	W	83-77
3/7	vs. Georgetown #	W	84-76
3/8	vs. Pittsburgh #	L	71-76
3/14	vs. Missouri \$	L	80-93
Season Totals:			2395-2156

^ Virgin Islands Paradise Jam  
@ Orange Bowl Classic | \* BIG EAST Game  
# BIG EAST Championship | \$ NCAA Tournament

NO.	PLAYER	POS.	YR.
1	Michael Simmons	G	JR
2	Kahleaf Watson	G	FR
4	Marcus Barnes	G	SO
5	John Salmons	F	SR
10	Brandon Okpalobi	G	SO
11	Jerry Schlie	F	SR
12	Rafael Berumen	F/C	JR
13	Paulo Coelho	G	JR
14	Rodrigue Djahue	F	SO
20	Danny Marakovits	G	SO
21	Darius Rice	F	SO
25	Elton Tyler	F/C	SR
33	James Jones	F	JR
34	William Frisby	F	SO

2004-05

**NATIONAL INVITATION TOURNAMENT**  
**SEASON RECORD: 16-13 (7-9 ACC)**  
**FRANK HAITH, HEAD COACH**

11/20	Wofford	W	67-64
11/23	South Carolina State	L	50-60
11/27	vs. Xavier @	L (OT)	70-83
11/29	Florida Atlantic	W	84-68
12/4	at Florida	W	72-65
12/7	at Florida International	W	80-67
12/12	Massachusetts	W	80-53
12/18	Stetson	W	81-50
12/23	Tennessee Tech	W	69-57
12/30	Appalachian State	W	80-63
1/2	Norfolk State	W	76-58
1/6	at Georgia Tech *	L	69-80
1/9	NC State *	W	67-66
1/12	at Virginia *	W	91-80
1/15	Florida State *	W	64-63
1/19	Duke *	L	83-92
1/22	at North Carolina *	L	67-87
1/26	Clemson *	W	69-65
1/29	at Wake Forest *	L	82-94
2/2	Virginia Tech *	L	63-73
2/5	Maryland *	W (OT)	75-73
2/12	at Clemson *	W	83-77
2/15	Wake Forest *	L	63-68
2/19	at Virginia Tech *	L	58-71
2/22	at Florida State *	W	65-49
2/26	Georgia Tech *	L	72-76
3/3	at Duke *	L	59-83
3/10	vs. Virginia %	L	65-66
3/15	at South Carolina ^	L	67-69
Season Totals:			2071-2020

@ Orange Bowl Classic | \* ACC game  
% ACC Tournament  
^ NIT First Round

NO.	PLAYER	POS.	YR.
2	Gary Hamilton	F/C	JR
3	Lee Butler	G	JR
4	Antoine Mayhand	G	FR
10	Brandon Okpalobi	G	SR
11	Eric Wilkins	G	JR
12	Anthony Harris	G	SO
13	Guillermo Diaz	G	SO
21	Jonathan Stratton	G	FR
22	Robert Hite	G	JR
34	William Frisby	F	SR
42	Raymond Hicks	F	FR
44	Keaton Copeland	F	JR
50	Anthony King	F/C	SO
55	Glenn Batemon	C	JR

# Postseason Teams

2005-06  
NATIONAL INVITATION TOURNAMENT —  
QUARTERFINALS  
SEASON RECORD: 18-16 (7-9 ACC)  
FRANK HAITH, HEAD COACH

11/13	vs. Texas-Arlington ^	W	76-65
11/14	vs. Air Force ^	L	53-57
11/15	vs. Wisc.-Green Bay ^	W	80-54
11/19	Morgan State	W	83-51
11/22	North Carolina A&T	W	87-62
11/27	at Temple	L	56-73
11/29	at Michigan	L	53-74
12/03	Birmingham Southern	W	82-55
12/10	Wofford	W	71-40
12/18	at NC State *	L	69-81
12/22	Florida	L	67-77
12/27	Stetson	W	65-56
12/31	vs. Louisville @	L	43-58
1/2	Sacred Heart	W	63-57
1/7	Maryland *	W	84-70
1/14	at North Carolina *	W	81-70
1/18	Clemson *	W	62-38
1/21	Boston College *	L	61-65
1/24	at Virginia *	L	51-71
1/29	at Florida State *	W (OT)	84-78
1/31	Wake Forest *	W	78-69
2/4	at Georgia Tech *	W	70-53
2/8	NC State *	L (2OT)	77-86
2/12	North Carolina *	L	70-80
2/16	at Boston College *	L	54-65
2/19	at Duke *	L	71-92
2/22	Virginia Tech *	W	70-59
3/1	at Maryland *	L	61-65
3/5	Florida State *	L	64-67
3/9	vs. Clemson #	W	66-63
3/10	vs. Duke #	L	76-80
3/15	Oklahoma State \$	W	62-59
3/20	at Creighton \$	W	53-52
3/22	at Michigan \$	L	65-71
Season Totals:			2308-2213

^ BCA Classic | @ Orange Bowl Classic | \* ACC Game  
# ACC Tournament | \$ National Invitational Tournament

NO.	PLAYER	POS.	YR.
00	Jimmy Graham	F	FR
2	Gary Hamilton	F/C	SR
3	Lee Butler	G	SR
11	Eric Wilkins	G	SR
12	Anthony Harris	G	JR
13	Guillermo Diaz	G	JR
15	Denis Clemente	G	FR
21	Jonathan Stratton	G	SO
22	Robert Hite	G	SR
30	Adrian Thomas	F	FR
32	Brian Asbury	G	FR
42	Raymond Hicks	F	SO
44	Keaton Copeland	F	SR
50	Anthony King	F/C	JR

2007-08  
NCAA TOURNAMENT — SECOND ROUND  
SEASON RECORD: 23-11 (8-8 ACC)  
FRANK HAITH, HEAD COACH

11/9	Florida Southern	W	104-61
11/15	vs. Marist ^	W	85-61
11/16	vs. VCU ^	W	69-63
11/18	vs. Providence ^	W	64-58
11/24	Morgan State	W	55-51
11/28	Alabama State	W	83-74
12/2	St. John's	W	66-47
12/8	at FIU	W	67-53
12/13	at Mississippi State	W	64-58
12/17	Stetson	W	89-53
12/20	North Florida	W	85-63
12/23	North Carolina A&T	W	95-64
12/29	vs. Winthrop @	L	70-76
1/2	Penn	W	88-62
1/12	Georgia Tech *	W	78-68
1/15	at Boston College *	L	66-76
1/19	at NC State *	L (OT)	77-79
1/23	North Carolina *	L	82-98
1/27	Clemson *	W	75-72
1/29	at Wake Forest *	L	68-70
2/2	at Duke *	L	73-88
2/6	Florida State *	L	55-62
2/8	at Virginia Tech *	W	74-71
2/17	at Georgia Tech *	W	64-63
2/20	Duke *	W	96-95
2/23	Maryland *	W	78-63
2/27	at Clemson *	L	69-79
3/1	Virginia *	W	95-93
3/5	Boston College *	W	74-61
3/8	at Florida State *	L (OT)	72-75
3/13	vs. NC State !	W	63-50
3/14	vs. Virginia Tech !	L	49-63
3/21	vs. St. Mary's \$	W	78-64
3/23	vs. Texas \$	L	72-75
Season Totals:			2542-2309

^ Puerto Rico Tip-Off | @ Orange Bowl Classic  
\* ACC Game | ! ACC Tournament | \$ NCAA Tournament

NO.	PLAYER	POS.	YR.
00	Jimmy Graham	F	JR
1	Lance Hurdle	G	JR
5	Eddie Rios	G	FR
10	Landon Glover	G	SR
21	Dwayne Collins	F	SO
22	Fabio Nass	F	SR
23	James Dews	G	SO
25	Jonathan Stratton	G	SR
30	Adrian Thomas	F	SO-R
32	Brian Asbury	F	JR
33	Jack McClinton	G	JR
42	Raymond Hicks	F	SR
50	Anthony King	C	SR-R

2008-09  
NATIONAL INVITATION TOURNAMENT —  
SECOND ROUND  
SEASON RECORD: 19-13 (7-9 ACC)  
FRANK HAITH, HEAD COACH

11/15	Florida Southern	W	96-60
11/21	vs. Southern Miss ^	W	70-60
11/23	vs. UConn ^	L	63-76
11/24	vs. San Diego ^	W	80-45
11/29	Stetson	W	79-65
12/2	Ohio State @	L	68-73
12/6	at Kentucky	W	73-67
12/12	FIU	W	76-50
12/14	Robert Morris	W	70-62
12/21	Clemson *	L	72-91
12/27	at St. John's	W	70-56
12/31	North Florida	W	94-41
1/3	North Carolina Central	W	76-42
1/5	Florida Atlantic	W	85-69
1/10	at Boston College *	W	77-71
1/14	Maryland *	W	62-60
1/17	at North Carolina *	L	65-82
1/21	Florida State *	W	75-69
1/25	Virginia Tech *	L (OT)	83-88
1/27	at NC State *	L (OT)	81-84
1/31	at Maryland *	L	68-73
2/4	Wake Forest *	W	79-52
2/7	at Duke *	L (OT)	75-78
2/15	North Carolina *	L	65-69
2/18	at Florida State *	L	67-80
2/21	Boston College *	W	69-58
2/26	at Virginia *	W	62-55
3/4	at Georgia Tech *	L	68-78
3/7	NC State *	W	72-64
3/12	vs. Virginia Tech !	L	47-65
3/18	at Providence \$	W	78-66
3/20	at Florida \$	L	60-74
Season Totals:			2325-2123

^ Paradise Jam | @ ACC/Big Ten Challenge  
\* ACC Game | ! ACC Tournament  
\$ National Invitation Tournament

NO.	PLAYER	POS.	YR.
00	Jimmy Graham	F	SR
1	Lance Hurdle	G	SR
5	Eddie Rios	G	SO
20	Cyrus McGowan	F	JR
21	Dwayne Collins	F	JR
23	James Dews	G	JR
25	Ryan Quiglar	G	FR
30	Adrian Thomas	F	JR-R
31	DeQuan Jones	G/F	FR
32	Brian Asbury	F	SR
33	Jack McClinton	G	SR
45	Julian Gamble	C	FR

# Postseason Teams

2010-11

## NATIONAL INVITATION TOURNAMENT — QUARTERFINALS

SEASON RECORD: 21-15 (6-10 ACC)

FRANK HAITH, HEAD COACH

11/12	Jacksonville	W	89-77
11/15	at Memphis	L	68-72
11/19	N.C. Central	W	88-65
11/21	at Rutgers	L	45-61
11/24	McNeese State	W	79-59
11/27	at Florida Gulf Coast	W	87-75
11/30	Ole Miss	W	86-73
12/4	West Virginia	W	79-76
12/12	Stetson!	W	68-54
12/18	vs. UCF^	L	78-84
12/21	vs. Oral Roberts!	W	69-56
12/22	vs. Rice!	W	73-67
12/23	vs. Akron!	W	69-61
12/30	Pepperdine	W	94-59
1/2	at Duke*	L	63-74
1/8	at Clemson*	L	72-79
1/15	Boston College*	W	72-71
1/19	Florida State*	L	53-55
1/23	at NC State*	L	70-72
1/26	North Carolina*	L	71-74
1/30	at Virginia Tech*	L	68-72
2/3	Georgia Tech*	W	59-57
2/5	Virginia*	WOT	70-68
2/9	at Wake Forest*	W	74-73
2/13	Duke*	L	71-81
2/15	at UNC Greensboro	W	78-58
2/20	Clemson*	L	59-63
2/23	at Boston College*	W	73-64
2/26	at Florida State*	L	59-65
3/2	Maryland*	W	80-66
3/6	at Georgia Tech*	L	57-66
3/10	vs. Virginia%	WOT	69-62
3/11	vs. North Carolina%	L	59-61
3/16	Florida Atlantic#	W	85-62
3/21	Missouri State#	W	81-72
3/23	at Alabama#	L	64-79
Season Totals:			2579-2433

! Las Vegas Holiday Hoops Classic (Las Vegas, Nev.)

^ Orange Bowl Classic (Sunrise, Fla.) | \* ACC Game

% ACC Tournament (Greensboro, N.C.)

# National Invitation Tournament

NO.	PLAYER	POS.	YR.
1	Durand Scott	G	SO
3	Malcolm Grant	G	JR
10	Raphael Akpejori	F	FR
11	Ryan Quigtar	G	JR
12	Justin Heller	G	FR
15	Rion Brown	G	FR
25	Garrius Adams	G	SO
30	Adrian Thomas	F	GR
31	DeQuan Jones	G/F	JR
32	Erik Swoope	F	FR
42	Reggie Johnson	C	SO
45	Julian Gamble	F/C	JR

2011-12

## NATIONAL INVITATION TOURNAMENT — SECOND ROUND

SEASON RECORD: 20-13 (9-7 ACC)

JIM LARRANAGA, HEAD COACH

11/11	TENNESSEE TECH	W	69-58
11/15	RUTGERS	W	72-57
11/19	UNF	W	75-62
11/22	FLORIDA GULF COAST	W	60-50
11/25	at Ole Miss	LOT	61-64
11/29	at Purdue	L	65-76
12/03	UMASS	W	83-75
12/06	MEMPHIS	L	54-71
12/10	at West Virginia	L	66-77
12/17	vs FAU\$	WOT2	93-90
12/22	at Charlotte	W	76-61
12/30	APPALACHIAN STATE	W	84-54
01/02	UNCG	W	99-89
01/07	at Virginia*	L	51-52
01/10	at North Carolina*	L	56-73
01/18	CLEMSON*	W	76-73
01/22	NC STATE*	L	73-78
01/24	at Georgia Tech*	W	64-49
01/29	at Boston College*	W	76-54
02/01	MARYLAND*	WOT2	90-86
02/05	at Duke*	WOT	78-74
02/09	VIRGINIA TECH*	W	65-49
02/11	at Florida State*	L	59-64
02/15	NORTH CAROLINA*	L	64-73
02/18	WAKE FOREST*	W	74-56
02/21	at Maryland*	L	70-75
02/26	FLORIDA STATE*	W	78-62
02/29	at NC STATE*	L	73-77
03/03	BOSTON COLLEGE*	W	77-56
03/08	at Georgia Tech^	W	54-36
03/09	vs Florida State^	L	71-82
03/14	VALPARAISO#	W	66-50
03/19	MINNESOTA#	L	60-78
Season Totals:			2332-2181

\$ Orange Bowl Classic (Sunrise, Fla.)

\* ACC Game

^ ACC Tournament (Atlanta, Ga.)

# National Invitation Tournament

NO.	PLAYER	POS.	YR.
0	Shane Larkin	G	FR
1	Durand Scott	G	JR
2	Bishop Daniels	G	FR
3	Malcolm Grant	G	SR
4	Trey McKinney Jones	G	JR
5	DeQuan Jones	G/F	SR
10	Raphael Akpejori	F	SO
11	Ryan Quigtar	G	SR
12	Justin Heller	G	SO
15	Rion Brown	G	SO
21	Erik Swoope	F	SO
25	Garrius Adams	G	JR
35	Kenny Kadji	F/C	JR
42	Reggie Johnson	C	JR
45	Julian Gamble	F/C	SR



# Year-By-Year Coaching Records

Season	Coach	Overall	Pct.	Pts UM	Scored Opp	Conf.	Conf W-L	Conf. Finish	Conf. Tourney Record	Postseason Record	Postseason Record
1926-27 *	Art Webb	7-1	.875	348	170						
1927-28	Art Webb	8-4	.667	406	310						
1928-29	Tom McCann	13-6	.684	670	419						
1929-30		No team									
1930-31	Art Webb	3-7	.300	252	331						
1931-32 #	Tom McCann	17-1	.944	816	456						
1932-38		No team									
1938-39	Hart Morris	4-6	.400	372	422						
1939-40	Hart Morris	8-12	.400	716	824						
1940-41	Hart Morris	10-6	.625	707	654						
1941-42	Hart Morris	9-7	.563	628	570						
1942-45		Results Unavailable									
1945-46	W.H. Steers	8-5	.615	560	568						
1946-47	Hart Morris	20-7	.769	1,400	1,192						
1947-48	Hart Morris	11-7	.611	997	902						
1948-49	Hart Morris	19-8	.704	1,633	1,515						
1949-50	Hart Morris	14-9	.609	1,446	1,393						
1950-51	Hart Morris	10-12	.455	1,487	1,520						
1951-52	Hart Morris	14-8	.636	1,687	1,438						
1952-53	Dave Wike	9-12	.429	1,503	1,502						
1953-54	Dave Wike	5-10	.333	1,015	1,161						
1954-55	Bruce Hale	9-11	.450	1,555	1,544						
1955-56	Bruce Hale	14-12	.539	2,170	2,115						
1956-57	Bruce Hale	13-13	.500	2,029	2,167						
1957-58	Bruce Hale	14-8	.636	1,741	1,641						
1958-59	Bruce Hale	18-7	.720	2,190	2,029						
1959-60	Bruce Hale	23-4	.852	2,427	2,192					NCAA	0-1
1960-61	Bruce Hale	20-7	.741	2,230	2,036					NIT	0-1
1961-62	Bruce Hale	14-12	.539	2,069	2,045						
1962-63	Bruce Hale	23-5	.821	2,509	2,201					NIT	1-1
1963-64	Bruce Hale	20-7	.741	2,575	2,352					NIT	0-1
1964-65	Bruce Hale	22-4	.846	2,558	2,190						
1965-66	Bruce Hale	15-11	.577	2,271	2,208						
1966-67	Bruce Hale	15-11	.577	2,126	2,091						
1967-68	Ron Godfrey	17-11	.607	2,368	2,419						
1968-69	Ron Godfrey	14-10	.583	1,985	2,048						
1969-70	Ron Godfrey	9-17	.346	2,293	2,521						
1970-71	Ron Godfrey	7-19	.269	2,143	2,373						
1971-85		No team									
1985-86	Bill Foster	14-14	.500	2,006	2,131						
1986-87	Bill Foster	15-16	.491	2,332	2,335						
1987-88	Bill Foster	17-14	.548	2,453	2,400						
1988-89	Bill Foster	19-12	.613	2,809	2,778						
1989-90	Bill Foster	13-15	.464	2,014	2,132						
1990-91	Leonard Hamilton	9-19	.321	2,027	2,078						
1991-92	Leonard Hamilton	8-24	.250	1,941	2,160	BIG EAST	1-17		1-1		
1992-93	Leonard Hamilton	10-17	.370	1,929	2,004	BIG EAST	7-11		0-1		
1993-94	Leonard Hamilton	7-20	.259	1,690	1,909	BIG EAST	0-18		0-1		
1994-95	Leonard Hamilton	15-13	.536	1,831	1,888	BIG EAST	9-9		0-1	NIT	0-1
1995-96	Leonard Hamilton	15-13	.536	1,883	1,873	BIG EAST	8-10		1-1		
1996-97	Leonard Hamilton	16-13	.552	1,887	1,821	BIG EAST	9-9		1-1	NIT	0-1
1997-98	Leonard Hamilton	18-10	.642	1,962	1,836	BIG EAST	11-7		0-1	NCAA	0-1
1998-99	Leonard Hamilton	23-7	.767	2,178	1,950	BIG EAST	15-3		1-1	NCAA	1-1
1999-00	Leonard Hamilton	23-11	.676	2,346	2,127	BIG EAST	13-3		1-1	NCAA	2-1
2000-01	Perry Clark	16-13	.552	2,039	1,963	BIG EAST	8-8		0-1	NIT	0-1
2001-02	Perry Clark	24-8	.750	2,395	2,156	BIG EAST	10-6		1-1	NCAA	0-1
2002-03	Perry Clark	11-17	.393	1,956	1,924	BIG EAST	4-12		0-1		
2003-04	Perry Clark	14-16	.467	2,148	2,067	BIG EAST	4-12				
2004-05	Frank Haith	16-13	.551	2,071	2,020	ACC	7-9		0-1	NIT	0-1
2005-06	Frank Haith	18-16	.529	2,308	2,213	ACC	7-9		1-1	NIT	2-1
2006-07	Frank Haith	12-20	.375	2,279	2,332	ACC	4-12		1-1		
2007-08	Frank Haith	23-11	.676	2,542	2,309	ACC	8-8		1-1	NCAA	1-1
2008-09	Frank Haith	19-13	.594	2,325	2,123	ACC	7-9		0-1	NIT	1-1
2009-10	Frank Haith	20-13	.606	2,390	2,136	ACC	4-12		2-1		
2010-11	Frank Haith	21-15	.583	2,579	2,433	ACC	6-10		1-1	NIT	2-1
2011-12	Jim Larranaga	20-13	.606	2,332	2,181	ACC	9-7		1-1	NIT	1-1
Totals		872-670	.565	114,882	108,798					NIT 7-11 / NCAA 4-6	

## YEAR-BY-YEAR COACH, SEASONS

Coach, Seasons	Years	Won	Lost	Pct.
Art Webb, 3 seasons	1926-28, 1930-31	18	12	.600
Tom McCann, 2 seasons	1928-29, 1931-32	30	7	.811
Hart Morris, 10 seasons	1938-42, 1946-52	119	82	.592
W.H. Steers, 1 season	1945-46	8	5	.615
Dave Wike, 2 seasons	1952-54	14	22	.389
Bruce Hale, 13 seasons	1954-67	220	112	.663
Ron Godfrey, 4 seasons	1967-71	47	57	.452
Bill Foster, 5 seasons	1985-90	78	71	.523
Leonard Hamilton, 10 seasons	1990-00	144	147	.495
Perry Clark, 4 seasons	2000-04	65	54	.546
Frank Haith, 7 seasons	2004-11	129	101	.561
Jim Larranaga, 1 season	2011-present	20	13	.606
<b>Totals, 61 Seasons</b>	<b>1926-10</b>	<b>892</b>	<b>683</b>	<b>.566</b>

# 1,000 Points Club

## 1. RICK BARRY (1962-65)

2,298

Year	GP	FG-FGA	Pct	3FG-FGA	Pct	FT-FTA	Pct	Pts-Avg
62-63	24	162-341	.475	—	—	131-158	.829	455-19.0
63-64	27	314-572	.549	—	—	242-287	.843	870-32.1
64-65	26	340-651	.522	—	—	292-341	.859	973-37.4
TOTAL	77	816-1564	.522	—	—	665-786	.846	2298-29.8

## 2. ERIC BROWN (1985-89)

2,270

Year	GP	FG-FGA	Pct	3FG-FGA	Pct	FT-FTA	Pct	Pts-Avg
85-86	28	174-346	.503	—	—	112-156	.718	460-16.4
86-87	31	183-388	.472	14-38	.368	114-145	.786	494-15.9
87-88	30	193-333	.580	4-13	.308	161-229	.703	551-18.4
88-89	31	255-437	.584	9-32	.281	246-310	.794	765-24.7
TOTAL	120	805-1504	.535	27-83	.325	633-840	.754	2270-18.9

## 3. DON CURNUTT (1967-70)

2,006

Year	GP	FG-FGA	Pct	3FG-FGA	Pct	FT-FTA	Pct	Pts-Avg
67-68	28	268-559	.480	—	—	99-120	.825	635-22.7
68-69	24	262-613	.428	—	—	138-170	.812	662-27.6
69-70	25	283-644	.439	—	—	143-166	.861	709-28.4
TOTAL	77	813-1816	.448	—	—	380-456	.833	2006-26.1

## 4. DARIUS RICE (2000-04)

1,865

Year	GP	FG-FGA	Pct	3FG-FGA	Pct	FT-FTA	Pct	Pts-Avg
00-01	29	140-352	.398	62-183	.339	67-93	.720	409-14.1
01-02	32	155-405	.383	76-208	.365	92-115	.800	478-14.9
02-03	27	170-399	.426	67-184	.364	99-129	.767	506-18.7
03-04	28	166-408	.407	55-180	.306	85-106	.802	472-16.9
TOTAL	116	631-1564	.403	260-755	.344	343-443	.774	1865-16.1

## 5. ROBERT HITE (2002-06)

1,717

Year	GP	FG-FGA	Pct	3FG-FGA	Pct	FT-FTA	Pct	Pts-Avg
02-03	28	74-187	.396	20-62	.323	35-41	.854	203-7.3
03-04	30	168-344	.488	51-135	.378	68-79	.861	455-15.2
04-05	29	179-429	.417	72-189	.381	71-82	.866	501-17.3
05-06	34	201-446	.451	85-207	.411	71-87	.816	558-16.4
TOTAL	121	622-1406	.442	228-593	.384	245-289	.848	1717-14.2

## 6. TIM JAMES (1995-99)

1,713

Year	GP	FG-FGA	Pct	3FG-FGA	Pct	FT-FTA	Pct	Pts-Avg
95-96	28	117-221	.529	2-6	.333	46-85	.541	282-10.1
96-97	29	165-380	.434	2-8	.250	73-120	.608	405-14.0
97-98	28	184-379	.485	4-17	.235	97-144	.674	469-16.8
98-99	30	215-451	.477	12-41	.293	115-165	.697	557-18.6
TOTAL	115	681-1431	.476	20-72	.278	331-514	.644	1713-14.9

## 7. JACK MCCLINTON (2006-09)

1,702

Year	GP	FG-FGA	Pct	3FG-FGA	Pct	FT-FTA	Pct	Pts-Avg
06-07	31	163-403	.404	91-207	.440	102-114	.895	519-16.7
07-08	32	179-418	.428	94-220	.427	114-124	.919	566-17.7
08-09	32	200-445	.449	101-223	.453	116-131	.885	617-19.3
TOTAL	95	542-1266	.428	286-650	.440	332-369	.900	1702-17.9

## 8. DENNIS BURNS (1985-89)

1,594

Year	GP	FG-FGA	Pct	3FG-FGA	Pct	FT-FTA	Pct	Pts-Avg
85-86	28	172-361	.476	—	—	35-60	.583	379-13.5
86-87	29	103-236	.436	1-10	.100	36-61	.590	243-8.4
87-88	31	203-400	.508	5-29	.172	67-106	.632	478-15.4
88-89	31	212-412	.515	3-5	.600	67-104	.644	494-15.9
TOTAL	119	690-1409	.490	9-44	.205	205-331	.619	1594-13.4

## 9. DICK HICKOX (1958-61)

1,529

Year	GP	FG-FGA	Pct	3FG-FGA	Pct	FT-FTA	Pct	Pts-Avg
58-59	25	161-378	.426	—	—	131-162	.809	453-18.1
59-60	27	219-460	.476	—	—	158-198	.798	596-22.1
60-61	27	180-437	.412	—	—	120-152	.788	480-17.8
TOTAL	79	560-1275	.439	—	—	409-512	.799	1529-19.4

## 10. JOHNNY HEMSLEY (1996-00)

1,497

Year	GP	FG-FGA	Pct	3FG-FGA	Pct	FT-FTA	Pct	Pts-Avg
96-97	24	30-87	.345	4-16	.250	19-24	.792	83-3.5
97-98	24	123-300	.410	26-96	.271	66-84	.786	338-14.1
98-99	30	183-408	.449	70-175	.400	98-125	.784	534-17.8
99-00	30	194-488	.398	64-200	.320	90-106	.849	542-18.1
TOTAL	108	530-1283	.413	164-487	.337	273-339	.805	1497-13.9

## 11. GUILLERMO DIAZ (2003-06)

1,477

Year	GP	FG-FGA	Pct	3FG-FGA	Pct	FT-FTA	Pct	Pts-Avg
03-04	30	132-268	.493	35-76	.461	54-77	.701	353-11.8
04-05	29	190-417	.456	61-168	.363	97-137	.708	538-18.6
05-06	34	194-467	.415	78-214	.364	120-152	.789	586-17.2
TOTAL	93	516-1152	.448	174-458	.380	271-366	.740	1477-15.9

## 12. STEVEN EDWARDS (1992-96)

1,393

Year	GP	FG-FGA	Pct	3FG-FGA	Pct	FT-FTA	Pct	Pts-Avg
92-93	27	127-304	.418	79-207	.382	97-140	.693	430-15.9
93-94	27	76-213	.357	57-164	.348	34-56	.607	243-9.0
94-95	28	102-285	.358	64-195	.328	91-118	.771	359-12.8
95-96	28	114-295	.386	65-200	.325	68-101	.673	361-12.9
TOTAL	110	419-1097	.382	265-766	.346	290-415	.699	1393-12.7

## 13. RON GODFREY (1958-61)

1,384

Year	GP	FG-FGA	Pct	3FG-FGA	Pct	FT-FTA	Pct	Pts-Avg
58-59	25	149-329	.453	—	—	106-143	.741	404-16.2
59-60	27	176-389	.452	—	—	159-207	.768	511-18.9
60-61	27	193-401	.481	—	—	83-119	.698	469-17.4
TOTAL	79	518-1119	.463	—	—	348-469	.742	1384-17.5

## 14. JAMES JONES (1999-03)

1,356

Year	GP	FG-FGA	Pct	3FG-FGA	Pct	FT-FTA	Pct	Pts-Avg
99-00	33	52-122	.426	10-32	.313	15-18	.833	129-3.9
00-01	29	122-285	.428	41-87	.471	60-74	.811	345-11.9
01-02	32	133-332	.401	33-105	.314	111-132	.841	410-16.9
02-03	28	157-351	.447	40-100	.400	118-142	.831	472-16.9
TOTAL	122	464-1090	.426	124-324	.383	304-366	.831	1356-11.1

## 15. MIKE WITTMAN (1964-67)

1,319

Year	GP	FG-FGA	Pct	3FG-FGA	Pct	FT-FTA	Pct	Pts-Avg
64-65	24	65-141	.461	—	—	37-61	.726	167-7.0
65-66	26	208-446	.466	—	—	151-206	.733	567-21.8
66-67	26	219-453	.483	—	—	147-184	.799	585-22.3
TOTAL	76	492-1040	.473	—	—	335-451	.743	1319-17.4

## 16. JOE WYLIE (1988-91)

1,297

Year	GP	FG-FGA	Pct	3FG-FGA	Pct	FT-FTA	Pct	Pts-Avg
88-89	25	105-202	.520	3-6	.500	55-104	.529	268-10.7
89-90	28	210-430	.488	3-11	.273	91-153	.595	514-18.4
90-91	28	186-400	.465	0-4	.000	143-194	.737	515-18.4
TOTAL	81	501-1032	.485	6-21	.286	289-451	.641	1297-16.0

# 1,000 Points Club

## 17. WILLIE ALLEN (1968-71)

1,293

Year	GP	FG-FGA	Pct	3FG-FGA	Pct	FT-FTA	Pct	Pts-Avg
68-69	24	134-300	.447	—	—	84-138	.609	352-14.7
69-70	26	164-356	.461	—	—	116-188	.617	444-17.1
70-71	25	184-404	.455	—	—	129-227	.568	497-19.9
TOTAL	75	482-1060	.455	—	—	329-553	.595	1293-17.2

## 18. JOHN SALMONS (1998-2002)

1,287

Year	GP	FG-FGA	Pct	3FG-FGA	Pct	FT-FTA	Pct	Pts-Avg
98-99	29	61-127	.480	10-41	.244	29-40	.725	161-5.6
99-00	34	109-240	.454	29-85	.341	73-92	.793	320-9.4
00-01	29	137-289	.474	25-71	.352	88-111	.793	387-13.3
01-02	32	137-297	.461	22-71	.310	123-146	.842	419-13.1
TOTAL	124	444-953	.466	86-268	.321	313-389	.805	1287-10.4

## 19. DWAYNE COLLINS (2006-10)

1,245

Year	GP	FG-FGA	Pct	3FG-FGA	Pct	FT-FTA	Pct	Pts-Avg
06-07	32	106-197	.538	0-0	.000	62-107	.579	274-8.6
07-08	34	120-218	.550	0-0	.000	54-108	.500	294-8.6
08-09	31	109-193	.565	0-0	.000	112-192	.583	330-10.6
09-10	29	128-212	.604	0-0	.000	91-160	.569	347-12.0
TOTAL	126	463-820	.565	0-0	.000	319-567	.563	1245-9.9

## 20. MIKE MCCOY (1960-63)

1,231

Year	GP	FG-FGA	Pct	3FG-FGA	Pct	FT-FTA	Pct	Pts-Avg
60-61	27	88-197	.446	—	—	33-61	.541	209-7.7
61-62	26	199-485	.410	—	—	70-122	.574	468-18.0
62-63	28	237-530	.447	—	—	80-132	.606	554-19.8
TOTAL	81	524-1212	.432	—	—	183-315	.581	1231-15.2

## 21. DURAND SCOTT (2009-p)

1,217

Year	GP	FG-FGA	Pct	3FG-FGA	Pct	FT-FTA	Pct	Pts-Avg
09-10	33	126-277	.455	16-58	.276	71-106	.670	339-10.3
10-11	36	162-364	.445	27-69	.391	139-166	.837	490-13.6
11-12	30	136-300	.453	19-61	.311	97-122	.795	388-12.9
TOTAL	99	424-941	.451	62-188	.330	307-394	.779	1217-12.3

## 22. MARIO BLAND (1996-2000)

1,199

Year	GP	FG-FGA	Pct	3FG-FGA	Pct	FT-FTA	Pct	Pts-Avg
96-97	29	48-100	.480	0-0	.000	22-37	.595	118-4.1
97-98	27	122-200	.610	0-2	.000	70-117	.598	314-11.6
98-99	30	125-212	.590	6-11	.545	81-124	.653	337-11.2
99-00	34	155-328	.473	4-24	.167	116-159	.730	430-12.6
TOTAL	120	450-840	.536	10-37	.270	289-437	.661	1199-10.0

## 23. GENE STAGE (1955-58)

1,192

Year	GP	FG-FGA	Pct	3FG-FGA	Pct	FT-FTA	Pct	Pts-Avg
55-56	26	155-353	.439	—	—	68-100	.680	378-14.5
56-57	26	158-375	.421	—	—	145-186	.779	461-17.7
57-58	22	137-303	.452	—	—	79-103	.767	353-16.1
TOTAL	74	450-1031	.436	—	—	292-389	.751	1192-16.1

## 24. RUSTY PARKER (1965-68)

1,190

Year	GP	FG-FGA	Pct	3FG-FGA	Pct	FT-FTA	Pct	Pts-Avg
65-66	26	140-254	.551	—	—	63-97	.650	343-13.2
66-67	26	118-255	.463	—	—	53-75	.726	289-12.6
67-68	28	214-406	.527	—	—	130-162	.802	558-19.9
TOTAL	80	472-915	.516	—	—	246-334	.737	1190-14.9

## 25. MALCOLM GRANT (2009-12)

1,185

Year	GP	FG-FGA	Pct	3FG-FGA	Pct	FT-FTA	Pct	Pts-Avg
09-10	33	99-252	.393	61-148	.412	59-78	.756	318-9.6
10-11	36	158-378	.418	94-222	.423	122-143	.853	532-14.8
11-12	31	105-310	.339	68-206	.330	57-71	.803	335-10.8
TOTAL	100	362-940	.385	223-576	.387	238-292	.815	1185-11.9

## 26. KEVIN PRESTO (1985-89)

1,156

Year	GP	FG-FGA	Pct	3FG-FGA	Pct	FT-FTA	Pct	Pts-Avg
85-86	28	117-253	.462	—	—	57-70	.814	291-10.4
86-87	31	96-239	.402	69-170	.406	70-78	.897	331-10.7
87-88	31	81-200	.405	47-125	.376	56-60	.933	265-8.5
88-89	31	82-219	.374	54-158	.342	51-61	.836	269-8.7
TOTAL	121	376-911	.413	170-453	.375	234-269	.870	1156-9.6

## 27. CONSTANTIN POPA (1991-95)

1,132

Year	GP	FG-FGA	Pct	3FG-FGA	Pct	FT-FTA	Pct	Pts-Avg
91-92	32	81-187	.433	0-1	.000	54-100	.540	216-6.8
92-93	27	145-275	.527	0-0	.000	66-111	.595	356-13.2
93-94	27	100-216	.463	0-0	.000	47-67	.701	247-9.1
94-95	27	126-239	.527	0-0	.000	61-84	.726	313-11.6
TOTAL	113	452-917	.493	0-1	.000	228-362	.630	1132-10.0

## 28. JAMES DEWS (2006-10)

1,090

Year	GP	FG-FGA	Pct	3FG-FGA	Pct	FT-FTA	Pct	Pts-Avg
06-07	31	37-108	.343	16-58	.276	7-12	.583	97-3.1
07-08	34	121-283	.428	58-156	.372	49-54	.907	349-10.3
08-09	32	94-239	.393	44-132	.333	31-41	.756	263-8.2
09-10	33	147-328	.448	52-143	.364	35-47	.745	381-11.5
TOTAL	130	399-958	.417	170-489	.348	122-154	.792	1090-8.4

## 29. WHITEY CAMPBELL (1946-50)

1,076

Year	GP	FG-FGA	Pct	3FG-FGA	Pct	FT-FTA	Pct	Pts-Avg
46-50	—	417	—	—	—	134	—	1076

## 30. JULIE COHEN (1959-62)

1,042

Year	GP	FG-FGA	Pct	3FG-FGA	Pct	FT-FTA	Pct	Pts-Avg
59-60	27	120-300	.400	—	—	99-152	.651	339-12.6
60-61	27	132-275	.480	—	—	62-95	.653	326-12.1
61-62	26	136-329	.414	—	—	105-143	.734	377-14.5
TOTAL	80	388-904	.429	—	—	266-390	.682	1042-13.0

## 30. DICK MIANI (1952-56)

1,042

Year	GP	FG-FGA	Pct	3FG-FGA	Pct	FT-FTA	Pct	Pts-Avg
52-56	—	392	—	—	—	258	—	1042

## 32. JEROME SCOTT (1988-92)

1,038

Year	GP	FG-FGA	Pct	3FG-FGA	Pct	FT-FTA	Pct	Pts-Avg
88-89	17	19-53	.358	6-18	.333	11-21	.524	55-3.2
89-90	27	89-207	.430	19-62	.306	43-65	.662	240-8.9
90-91	28	129-305	.423	33-86	.384	81-114	.711	372-13.3
91-92	32	122-308	.396	27-80	.338	100-142	.704	371-11.6
TOTAL	104	359-873	.411	85-246	.346	235-342	.687	1038-10.0

## 33. RICK JONES (1964-67)

1,029

Year	GP	FG-FGA	Pct	3FG-FGA	Pct	FT-FTA	Pct	Pts-Avg
64-65	26	100-257	.389	—	—	56-70	.800	256-9.9
65-66	26	160-381	.420	—	—	134-153	.876	454-17.5
66-67	26	114-293	.388	—	—	91-114	.798	319-12.3
TOTAL	78	374-931	.402	—	—	281-337	.834	1029-13.2

# All-Americans | NBA & ABA Drafts

## DICK HICKOX, 1960

AP Second Team, UPI Second Team

YEAR	GP	FG-FGA	FG%	FT-FTA	FT%	REB	RPG	PTS	PPG
1958-59	25	161-378	.426	131-162	.809	98	3.9	453	18.1
1959-60	27	219-460	.476	158-198	.798	100	3.7	596	22.1
1960-61	27	180-437	.412	120-152	.788	138	5.1	480	17.8
TOTALS	79	560-1275	.439	409-512	.799	336	4.3	1529	19.4

## RICK BARRY, 1965

Consensus First Team

YEAR	GP	FG-FGA	FG%	FT-FTA	FT%	REB	RPG	PTS	PPG
1962-63	24	162-341	.475	131-158	.829	351	14.6	455	19.0
1963-64	27	314-572	.549	242-287	.843	448	16.6	870	32.1
1964-65	26	340-651	.522	292-341	.859	475	18.3	973	37.4
TOTALS	77	816-1564	.522	665-786	.846	1274	16.5	2298	29.8

## DON CURNUTT, 1970

AP Second Team, UPI Second Team

YEAR	GP	FG-FGA	FG%	FT-FTA	FT%	REB	RPG	PTS	PPG
1967-68	28	268-559	.480	99-120	.825	64	2.3	635	22.7
1968-69	24	262-613	.428	138-170	.812	72	3.0	662	27.6
1969-70	25	283-644	.439	143-166	.861	54	2.2	709	28.4
TOTALS	77	813-1816	.448	380-456	.833	190	2.5	2006	26.1

## TIM JAMES, 1999

AP Third Team, NABC Third Team

YEAR	GP	FG-FGA	FG%	3FG-3FGA	3FG%	FT-FTA	FT%	REB	RPG	PTS	PPG
1995-96	28	117-221	.529	2-6	.333	46-85	.541	151	5.4	282	10.1
1996-97	29	165-380	.434	2-8	.250	73-120	.608	196	6.8	405	14.0
1997-98	28	184-379	.485	4-17	.235	97-144	.674	263	9.4	469	16.8
1998-99	30	215-451	.477	12-41	.293	115-165	.697	246	8.2	557	18.6
TOTALS	115	681-1431	.476	20-72	.278	331-514	.644	856	7.4	1713	14.9

## UM PLAYERS SELECTED IN THE NBA DRAFT

Player	Team	Year	Rd-Overall pick
Dick Miani	New York Knicks	1956	Knicks' 10th selection
Mike McCoy	Detroit Pistons	1963	3rd Round-21st overall
Rick Barry	San Francisco Warriors	1965	1st Round-2nd overall
Mike Wittman	St. Louis Hawks	1967	5th Round-49th overall
Rusty Parker	Atlanta Hawks	1968	5th Round-61st overall
Bill Soens	Philadelphia 76ers	1968	11th Round-145th overall
Don Curnutt	New York Knicks	1970	10th Round-170th overall
Wayne Canady	Portland Trail Blazers	1970	15th Round-218th overall
Willie Allen	Baltimore Bullets	1971	4th Round-60th overall
Tito Horford	Milwaukee Bucks	1988	2nd Round-39th overall
Joe Wylie	Los Angeles Clippers	1991	2nd Round-38th overall
Constantin Popa	Los Angeles Clippers	1995	2nd Round-53rd overall
Tim James	Miami Heat	1999	1st Round-25th overall
John Salmons	San Antonio Spurs	2002	1st Round-26th overall
James Jones	Indiana Pacers	2003	2nd Round-49th overall
Guillermo Diaz	Los Angeles Clippers	2006	2nd Round-52nd overall
Jack McClinton	San Antonio Spurs	2009	2nd Round-51st overall
Dwayne Collins	Phoenix Suns	2010	2nd Round-60th overall

## UM PLAYERS SELECTED IN THE ABA DRAFT

Player	Team	Year	Round
Mike Wittman	Anaheim Amigos	1967	12th Round
Bill Soens	New York Nets	1968	10th Round
Rusty Parker	Oakland Oaks	1968	8th Round
Don Curnutt	Indiana Pacers	1970	7th Round
Willie Allen	Miami Floridians	1971	12th Round



# Conference Honor Roll

## ACC

### FIRST TEAM ALL-ACC

Jack McClinton	2007-08
Jack McClinton	2008-09

### SECOND TEAM ALL-ACC

Guillermo Diaz	2004-05
Guillermo Diaz	2005-06

### THIRD TEAM ALL-ACC

Robert Hite	2005-06
Jack McClinton	2006-07
Malcolm Grant	2010-11
Kenny Kadji	2011-12

### HONORABLE MENTION ALL-ACC

Robert Hite	2004-05
Reggie Johnson	2010-11
Durand Scott	2011-12

### ACC ALL-ROOKIE TEAM

Durand Scott	2009-10
Shane Larkin	2011-12

### ACC ALL-DEFENSIVE TEAM

Anthony King	2004-05
--------------	---------

### ACC ALL-ACADEMIC TEAM

Brian Asbury	2005-06
Jimmy Graham	2005-06
Adrian Thomas	2005-06
Jimmy Graham	2006-07
Jack McClinton	2006-07
Jack McClinton	2007-08
Jack McClinton	2008-09
Antoine Allen	2009-10
Erik Swoope	2010-11
Adrian Thomas	2010-11

### ACC PLAYER OF THE WEEK

Robert Hite	Dec. 13, 2004
Guillermo Diaz	Jan. 10, 2005
Jack McClinton	Dec. 4, 2006
Jack McClinton	Dec. 17, 2007
Jack McClinton	Feb. 9, 2009
Reggie Johnson	Feb. 6, 2012

### ACC ROOKIE OF THE WEEK

Dwayne Collins	Jan. 22, 2007
Durand Scott	Nov. 16, 2009
Durand Scott	Dec. 28, 2009
Durand Scott	Jan. 11, 2010
Durand Scott	Mar. 8, 2010
Shane Larkin	Dec. 5, 2012

### PRESEASON ALL-ACC TEAM

Jack McClinton	2008-09
Malcolm Grant	2011-12

## BIG EAST

### FIRST TEAM ALL-BIG EAST

Tim James	1997-98
Tim James	1998-99
Johnny Hemsley	1998-99

### SECOND TEAM ALL-BIG EAST

Tim James	1996-97
Johnny Hemsley	1999-00
Darius Rice	2001-02
John Salmons	2001-02
Darius Rice	2003-04

### THIRD TEAM ALL-BIG EAST

Constantin Popa	1992-93
Constantin Popa	1994-95
Mario Bland	1999-00
John Salmons	2000-01
James Jones	2001-02
Darius Rice	2002-03

### HONORABLE MENTION ALL-BIG EAST

James Jones	2002-03
-------------	---------

### BIG EAST ALL-ROOKIE TEAM

Steven Edwards	1992-93
Kevin Norris	1994-95
Tim James	1995-96
Darius Rice	2000-01
Guillermo Diaz	2003-04

### BIG EAST PLAYER OF THE YEAR

Tim James	1998-99
-----------	---------

### BIG EAST COACH OF THE YEAR

Leonard Hamilton	1994-95
Leonard Hamilton	1998-99

### BIG EAST MOST IMPROVED PLAYER

Johnny Hemsley	1998-99
----------------	---------

### SPORTSMANSHIP AWARD

John Salmons	2001-02
--------------	---------

### BIG EAST ALL-TOURNAMENT TEAM

Jerome Scott	1992
Tim James	1999
Marcus Barnes	2002

### BIG EAST ACADEMIC ALL-STAR

Nick Donovan	1995-96
Brad Timpf	1995-96
Nick Donovan	1996-97
Nick Donovan	1997-98
Jerry Schlie	1998-99
Tarik El-Bassiouni	1999-00
James Jones	1999-00
Jerry Schlie	1999-00
Paulo Coelho	2000-01
James Jones	2000-01
Jerry Schlie	2000-01
James Jones	2001-02
Jerry Schlie	2001-02
James Jones	2002-03
Danny Marakovits	2002-03

### BIG EAST PLAYER OF THE WEEK

Jamal Johnson	Dec. 20, 1993
Tim James	Dec. 16, 1996
Kevin Norris	Jan. 20, 1997
Tim James	Nov. 24, 1997
Johnny Hemsley	Jan. 5, 1998
Johnny Hemsley	Dec. 21, 1998
Tim James	Dec. 28, 1998
Johnny Hemsley	Jan. 4, 1999
Tim James	Feb. 8, 1999
Tim James	Feb. 15, 1999
Johnny Hemsley	Feb. 22, 1999
Mario Bland	Mar. 5, 2000
John Salmons	Mar. 4, 2001
John Salmons	Dec. 23, 2001
John Salmons	Dec. 31, 2001
Darius Rice	Jan. 28, 2002
Darius Rice	Jan. 27, 2003
Robert Hite	Dec. 29, 2003

### BIG EAST ROOKIE OF THE WEEK

Steven Edwards	Jan. 24, 1993
Steven Edwards	Feb. 14, 1993
Steven Edwards	Feb. 28, 1993
Kevin Norris	Jan. 16, 1995
Tim James	Jan. 2, 1996
Tim James	Jan. 9, 1996
Tim James	Feb. 26, 1996
Tim James	Mar. 3, 1996
Marcus Barnes	Jan. 22, 2001
Darius Rice	Feb. 19, 2001
Guillermo Diaz	Dec. 8, 2003

# Hurricane Lettermen

## A—A—A—A

Adams, Brandon	1988-92
<b>Adams, Garrius</b>	<b>2009-p</b>
<b>Akpejiori, Raphael</b>	<b>2010-p</b>
Angelus, Charles	1945-46
Alix, Lou	1961-62
Allen, Antoine	2009-10
Allen, Ken	1960-63
Allen, Willie	1968-71
Alter, Foster	1930-31
Applegate, Bruce	1958-61
Arterburn, Harold	1953-55
Asbury, Brian	2005-09
Ashman, Rodger	1926-29

## B—B—B—B

Barker, Chuck	1994-96
Barnes, Lucas	1996-98
Barnes, Marcus	2000-02
Barry, Rick	1962-65
Batemon, Glenn	2004-05
Bates, John	1963-64, 1965-67
Bazil, Alex	1940-41
Beckner, Wayne	1962-65
Berghoff, Dick	1957-58
Berumen, Rafael	2001-03
Bland, Mario	1996-00
Bleier, Ted	1927-29
Boyle, Gene	1939-40
Brown, Eric	1985-89
<b>Brown, Rion</b>	<b>2010-p</b>
Buncum, Omari	2006-07
Burdette, Marty	1955-58
Burns, Dennis	1985-89
Burton, Trevor	1989-93
Butler, Lee	2004-06
Butts, Bernie	1962-64
Byars-Dawson, Mike	1997-99

## C—C—C—C

Caldwell, Justin	1989-91
Cambell, Bob "Whitey"	1946-50
Canaday, Wayne	1968-70
Cantrell, Dennis	1967-70
Carbonneau, Harold	1927-28
Carifeo, George	1940-42
Carroll, Bob	1947-48
Carson, James	1952-55
Catha, Larry	1926-29
Chadroff, Sy	1949-52
Clark, Adam	1991-93
Clark, Clifton	1995-97

Clarke, Karron	2003-04
Clemente, Denis	2005-07
Cobb, Don	1947-49
Coelho, João Paulo	1998-00, 2001-03
Cohen, Julie	1959-62
Collins, Dwayne	2006-10
Contreras, Edward	1956-59
Copeland, Keaton	2004-07
Corcoran, John	1938-39
Courtney, Cliff	1927-28
Crowe, Luke	1930-31
Curcio, Mike	1996-98
Curnutt, Don	1967-70

## D—D—D—D

Dampier, John	1963-65
Davis, Jerry	1956-57, 1958-59
Davis, Howard	1938-40
Davis, Will	1992-97
Dawson, Tim	1985-88
Denton, Bob	1952-54
Dews, James	2006-10
Diaz, Guillermo	2003-06
Djahue, Rodrigue	2000-04
Donovan, Nick	1995-99
Douglas, Bob	1941-42
Doyle, Keith	1945-46
Dunn, Eddie	1938-39
Dunn, Mitchell	1994-95
Dusewicz, Adam	1991-94

## E—E—E—E

Edwards, Lou	1945-47
Edwards, Steven	1992-96
El-Bassiouni, Tarik	1999-00
Elliott, Doug	1989-91
Evans, John	1928-29, 1930-31

## F—F—F—F

Ferrara, Tony	1947-50
Fisher, Michael	1946-47
Focht, Dick	1950-51
Franklin, Alfred "Red"	1927-29
Fraser, Alex	1993-97
Frazier, Steve	1992-96, 97-98
Friedman, Abe	1946-50
Friedman, Mike	1955-56
Frisby, William	2001-02, 2003-05

## G—G—G—G

<b>Gamble, Julian</b>	<b>2008-p</b>
Gardner, Joe	1956-59
Gardner, Michael	1991-94
Gay, Charles	1969-70
Gee, Junior	1964-67
Gilbert, Lawrence	2006-07
Glenn, Darrell	1985-86
Glover, Landon	2006-08
Godfrey, Ron	1958-61
Gonzalez, Orlando	1999-01
Gordon, Joe	2000-01
Graham, Jimmy	2005-09
Grant, Malcolm	2009-12
Green, Bob	1963-67
Green, Tom	1967-69
Grist, Joe	1949-51
Grob, Charles	1963-66
Guimento, Chuck	1938-40

## H—H—H—H

Hagan, Arthur	1945-46
Hamilton, Gary	2002-06
Hamilton, George	1938-39
Hammond, Dod	1959-60
Hanley, Charles	1967-68
Hansen, Louis	1928-29, 1930-31
Harden III, Leonard	2003-04
Harris, Anthony	2003-07
Harris, Lionel	1970-71
Harvey, Tim	1985-87
Heffer, Larry	1961-62
<b>Heller, Justin</b>	<b>2010-p</b>
Hemsley, Johnny	1996-00
Hickox, Dick	1958-61
Hicks, Raymond	2004-08
High, Tshombe	1993-94
Hilbish, Tom	1938-41
Hill, Dan	1930-31
Hite, Robert	2002-06
Hoban, Gene	1954-56
Hocker, Thomas	1987-90
Hoffman, Richard	1951-53
Holiber, Charles	1961-63
Horford, Tito	1986-88
Houston, Kevin	1998-99
Howard, Lemuel	1986-87
Howell, Douglas	1953-55
Hubbard, Lee	1970-71
Hughes, Bryan	1985-87
Hurd, Leroy	1999-01
Hurdle, Lance	2007-09
Hutslar, Mike	1967-70

## I—I—I—I

Ibach, Ervin	1946-49
Ingemi, Mike	1947-48
Isles, David	1994-95

## J—J—J—J

James, Harvey	1945-46
James, Tim	1995-99
Jennings, Vernon	1996-00
Johnson, Jamal	1993-94
<b>Johnson, Reggie</b>	<b>2009-p</b>
Jones, DeQuan	2008-12
Jones, James	1999-03
Jones, Rick	1964-67
Jupin, Gene	1941-42

## K—K—K—K

<b>Kadji, Kenny</b>	<b>2011-p</b>
Kahn, Andy	1990-91
Kasulin, Al	1941-42
Keene, Howard	1950-53
Kees, James	1940-41
Kessler, Larry	1962-63
Kichefski, Robert	1954-55
Kieserman, Jim	1991-92
King, Anthony	2003-06, 2007-08
Kirk, Donnavan	2009-10
Kisker, David	1970-71
Klein, Richard	1970-71
Klima, Edward	1953-56
Kojkowski, Stanley	1955-57
Konel, Dave	1939-40
Krutulis, Joe	1939-42

## L—L—L—L

Landis, Dave	1958-60
<b>Larkin, Shane</b>	<b>2011-p</b>
Law, Rick	1969-71
Lawrence, Anthony	1991-93
Lawrence, Bruce	1954-55
Lawrence, Pat	1991-94
Lee, Harford	1940-41
Leidy, Bob	1957-58
Lipchick, Pete	1945-46
Logan, Reo	2000-01
Logan, Samarr	1989-92
Lutsky, Kal	1946-47
Lyons, Herman	1927-29

# Hurricane Lettermen

## M—M—M—M

MacDonald, Mackey	1948-51
Manuel, Todd	1997-98
Manushaw, Harry	1958-61
Marakovits, Danny	2000-03
Marcus, Stewart	1963-66
Mayhand, Antoine	2004-05
Masters, Tom	1966-69
McClellan, William	1948-49
McClinton, Jack	2006-09
McCormick, Torey	1993-97
McCoy, Mike	1960-63
McGowan, Cyrus	2008-10
McGuire, John	1926-28
<b>McKinney Jones, Trey</b>	<b>2011-p</b>
McNulty, Joe	1946-48
Mell, John	1945-46
Mercurio, Marion	1928-29
Miani, Richard	1952-56
Moore, Bruce	1987-89
Morris, Edwin	1955-58
Morton, Jake	1988-93
Munley, Joe	1956-58
Murray, Robert	1954-55
Musante, Andy	1941-42

## N—N—N—N

Nass, Fabio	2006-08
N'Diaye, Ismael	2002-03
Nebel, Norm	1957-59
Nicholas, Dave	1952-53
Noblet, Mike	1985-87
Norris, Kevin	1994-98
Noti, Charles	1966-68
Nugent, Nick	1955-56
Nylin, Bob	1969-70

## O—O—O—O

O'Brien, Jimmy	1926-27
Oesch, Harold	1938-39
Okpalobi, Brandon	2000-05
O'Neil, Jack	1951-52
Oram, Harold	1926-28
O'Riordan, Kevin	1970-71
Osbourne, John	1968-70

## P—P—P—P

Parker, Chris	1991-94
Parker, Rusty	1965-68
Patrican, Don	1963-66
Pearson, Lorenzo	1992-96
Polnitz, Reggie	1987-89

Popa, Constantin	1991-95
Presto, Kevin	1985-89
Prieto, Ernest	1953-56

## Q—Q—Q—Q

Quiglar, Ryan	2008-p
---------------	--------

## R—R—R—R

Randon, Joseph	1988-92
Rice, Darius	2000-04
Rich, Steve	1993-96
Richardson, Mark	1985-89
Rios, Eddie	2007-09
Roberson, Terrell	1985-86
Roberts, Oti	1999-00
Rodgers, Dan	1965-68
Rosa, Anthony	1992-96
Ross, Joe	1987-91
Ryan, Jack	1948-49
Ryskamp, Kenneth	1954-55

## S—S—S—S

Salmons, John	1998-02
Schayowitz, Willie	1951-54
Schlie, Jerry	1997-99, 2000-02
Schneckenberg, Bob	1985-87
Schneider, Jack	1949-52
Schuler, Harold	1946-47
Schuyler, Charles	1947-48
<b>Scott, Durand</b>	<b>2009-p</b>
Scott, Jerome	1988-92
Scott, Tom	1940-41
Shapiro, Bruce	1959-61
Shipe, Paul	1990-91
Silvis, Richard	1951-52
Simmons, Michael	1998-99, 2000-03
Sistik, Phil	1945-46
Skalaski, Charles	1945-46
Snell, Willie	1970-71
Snider, Martin	1958-60
Soens, Bill	1966-68
Solie, Lloyd	1927-29, 1930-31
Spagnolo, Bob	1969-71
Spisak, Jack	1959-60, 1961-63
Stage, Gene	1955-58
Stanton, Bob	1926-28
Stavreti, Carl	1960-63
Stavreti, Chris	1959-62
Steiner, Bob	1955-56, 1957-58
Stevenson, Jerry	1967-69
Stratton, Jonathan	2004-08

Strong, Donald	1970-71
Surratt, Armondo	2002-04
Swaby, Ochiel	1991-92
<b>Erik Swoope</b>	<b>2010-p</b>

## T—T—T—T

Talbot, Robert George	1956-57
Thistlethwaite, Mark	1956-57
Thomas, Adrian	2005-11
Timpf, Brad	1992-96
Tobin, John	1939-42
Tracy, Art	1939-40
Tucker, Dick	1939-41
Turonis, Pete	1956-57
Tyler, Elton	1997-00, 2001-02

## V—V—V—V

Volkman, Mike	1964-66
---------------	---------

## W—W—W—W

Waggoner, Jaime	1994-98
Walker, Jermaine	1996-97
Ward, Hammie	1989-93
Warren, Joel	1985-89
Watson, Kaleaf	2001-02
Weinstein, Gerald	1946-50
Welch, Ron	1968-70
Westover, Brian	1970-71
Wilkins, Eric	2002-06
Williams, Levertis	1987-89
Wimbley, Dwayne	1997-01
Wiseman, Charles	1997-98
Wittman, Mike	1964-67
Woods, Lee	1960-63
Wrench, Roger	1949-52
Wylie, Joe	1988-91

## Y—Y—Y—Y

Yanuck, Mel	1950-53
Younts, Austin	1928-29
Yovicsin, Anthony	1946-47

## TEAM CAPTAINS

1926-27	Rodger Ashman
1927-28	Rodger Ashman
1928-29	Rodger Ashman
1939-40	Tom Hilbish
1940-41	Tom Hilbish
1941-42	John Tobin
1948-49	Abe Friedman
1951-52	Sy Chadroff
1952-53	Mel Yanuck
1954-55	Harold Arterburn
1955-56	Dick Miani
1956-57	Gene Stage
1957-58	Marty Burdette
1958-59	Joe Gardner
1959-60	Bruce Applegate
1960-61	Dick Hickox
1961-62	Julie Cohen
1962-63	Kenny Allen
1963-64	Wayne Beckner
1964-65	Wayne Beckner
1995-96	Steven Edwards,
	Alex Fraser
1996-97	Alex Fraser,
	Torey McCormick (Asst. Captain),
	Kevin Norris (Asst. Captain)
2000-01	John Salmons,
	Dwayne Wimbley
2001-02	John Salmons,
	James Jones, Elton Tyler
2002-03	Paulo Coelho,
	James Jones, Darius Rice,
	Mike Simmons
2003-04	Rob Hite, Darius Rice
2005-06	Guillermo Diaz,
	Anthony Harris, Rob Hite,
	Anthony King
2006-07	Anthony Harris,
	Anthony King
2007-08	Anthony King,
	Jack McClinton
2008-09	Jack McClinton,
	Jimmy Graham
2009-10	Dwayne Collins,
	James Dews
2010-11	Malcolm Grant,
	Durand Scott
2011-12	Malcolm Grant,
	DeQuan Jones, Durand Scott

# In the Polls

WEEK	AP POLL	UPI POLL
<b>1959-60</b>		
12/30/59	15th	—
1/5/60	14th	—
1/13/60	15th	—
1/19/60	11th	—
1/27/60	11th	—
2/3/60	N/A	—
2/10/60	10th	—
2/16/60	10th (3 first place votes)	—
2/24/60	9th (2 first place votes)	—
3/1/60	8th (7 first place votes)	—
Final	10th	—
<b>1962-63</b>		
12/27/62	HM	—
1/2/63	HM	15th
1/9/63	HM	—
1/16/63	—	HM
1/23/63	HM	—
1/30/63	—	18th
2/12/63	HM	—
2/26/93	HM	—
<b>1963-64</b>		
12/24/63	—	HM
1/7/64	—	HM
<b>1964-65</b>		
Preseason	HM	16th
12/23/64	—	HM
1/6/65	—	HM
1/20/65	—	T19th
2/3/65	—	HM
2/17/65	HM	T19th
2/23/65	HM	17th
3/3/65	HM	HM
<b>1967-68</b>		
2/28/68	HM	—
<b>1987-88</b>		
Preseason	ARV	ARV
<b>1995-96</b>		
12/11/95	ARV (2 pts)	—
12/18/95	—	ARV (1 pt)
<b>1996-97</b>		
Preseason	—	ARV (3 pts-60th)
1/12/97	—	ARV (1 pt-Tied 49th)
1/19/97	ARV (19 pts-38th)	ARV (9 pts-41st)
1/26/97	ARV (32 pts-31st)	—
2/4/97	ARV (4 pts-44th)	—
2/10/97	ARV (18 pts-40th)	ARV (2 pts-43rd)
2/17/97	ARV (3 pts-Tied 47th)	—
<b>WEEK AP POLL USA TODAY/ESPN POLL</b>		
<b>1997-98</b>		
11/24/97	ARV (27 pts-37th)	—
12/1/97	ARV (31 pts-36th)	ARV (9 pts-42nd)
12/8/97	ARV (60 pts-30th)	ARV (28 pts-29th)
12/15/97	ARV (78 pts-30th)	ARV (19 pts-33rd)
12/22/97	ARV (80 pts-31st)	ARV (18 pts-33rd)
12/29/97	ARV (19 pts-34th)	ARV (16 pts-32nd)
1/5/98	ARV (38 pts-27th)	ARV (29 pts-29th)
1/12/98	ARV (95 pts-26th)	ARV (41 pts-26th)
1/19/98	ARV (4 pts-43rd)	ARV (5 pts-39th)
1/26/98	—	ARV (11 pts-32nd)
2/9/98	ARV (5 pts-41st)	—
2/23/98	ARV (1 pt-46th)	—
3/1/98	ARV (2 pts-43rd)	—

WEEK	AP POLL	USA TODAY/ESPN POLL
<b>1998-99</b>		
Preseason	ARV (12 pts-44th)	ARV (9 pts-36th)
11/16/98	ARV (16 pts-35th)	No Poll
11/23/98	ARV (20 pts-34th)	—
11/30/98	ARV (16 pts-36th)	—
12/6/98	ARV (16 pts-43rd)	—
12/13/98	ARV (10 pts-48th)	ARV (1 pt-58th)
12/20/98	ARV (2 pts-54th)	—
12/27/98	ARV (3 pts-52nd)	—
1/4/99	ARV (25 pts-31st)	ARV (25 pts-27th)
1/11/99	ARV (47 pts-30th)	ARV (8 pts-35th)
1/18/99	25th (103 pts)	ARV (21 pts-27th)
1/25/99	23rd (307 pts)	25th (61 pts)
2/1/99	25th (156 pts)	ARV (42 pts-26th)
2/8/99	16th (581 pts)	21st (142 pts)
2/15/99	15th (824 pts)	16th (279 pts)
2/22/99	11th (1056 pts)	13th (382 pts)
3/1/99	9th (1230 pts)	10th (473 pts)
3/8/99	10th (1089 pts)	12th (444 pts)
Final	No Poll	T12th (296 pts)
<b>1999-2000</b>		
Preseason	25th (222 points)	24th (118 pts)
11/15/99	ARV (172 pts-26th)	No Poll
11/22/99	ARV (168 pts-26th)	24th (94 pts)
11/29/99	ARV (126 pts-26th)	25th (71 pts)
12/6/99	ARV (36 pts-31st)	ARV (14 pts-32nd)
12/13/99	ARV (15 pts-36th)	ARV (6 pts-35th)
12/20/99	ARV (5 pts-39th)	ARV (6 pts-38th)
12/27/99	—	ARV (4 pts-42nd)
2/21/00	ARV (15 pts-29th)	ARV (2 pts-T41st)
2/28/00	ARV (43 pts-26th)	ARV (2 pts-T40th)
3/6/00	23rd (185 pts)	ARV (34 pts-27th)
3/13/00	23rd (181 pts)	25th (39 pts)
Final	No Poll	20th (201 pts)
<b>2000-01</b>		
Preseason	ARV (2 pts-57th)	ARV (4 pts-55th)
11/20/00	—	ARV (18 pts-38th)
11/27/00	ARV (1 pt-T53rd)	ARV (9 pts-T42nd)
<b>2001-02</b>		
Preseason	—	ARV (16 pts-36th)
11/12/01	No Poll	ARV (13 pts-T36th)
11/19/01	ARV (1 pt-T50th)	ARV (10 pts-T39th)
11/26/01	ARV (3 pts-T49th)	ARV (10 pts-T37th)
12/3/01	ARV (6 pts-T45th)	ARV (12 pts-T37th)
12/10/01	ARV (29 pts-T36th)	ARV (24 pts-T34th)
12/17/01	ARV (153 pts-26th)	ARV (54 pts-26th)
12/24/01	24th (277 pts)	23rd (109 pts)
12/31/01	21st (471 pts)	21st (175 pts)
1/7/02	21st (378 pts)	20th (172 pts)
1/14/02	24th (265 pts)	20th (164 pts)
1/21/02	22nd (424 pts)	19th (209 pts)
1/28/02	15th (642 pts)	16th (275 pts)
2/4/02	12th (736 pts)	11th (344 pts)
2/11/02	13th (728 pts)	11th (419 pts)
2/18/02	17th (548 pts)	13th (348 pts)
2/25/02	22nd (308 pts)	18th (217 pts)
3/3/02	20th (427 pts)	16th (251 pts)
3/10/02	21st (348 pts)	21st (189 pts)
Final	No Poll	ARV (66 pts-27th)
<b>2002-03</b>		
Preseason	—	ARV (1 pt-T57th)
11/25/02	—	ARV (3 pts-50th)
12/2/02	—	ARV (4 pts-T41st)

WEEK	AP POLL	USA TODAY/ESPN POLL
<b>2004-05</b>		
12/6/04	ARV (4 pts-T40th)	—
12/13/04	ARV (3 pts-T38th)	—
12/20/04	ARV (3 pts-38th)	—
12/27/04	ARV (3 pts-T36th)	—
1/3/05	ARV (3 pts-T36th)	—
1/10/05	ARV (9 pts-38th)	—
1/17/05	ARV (30 pts-29th)	—
1/24/05	ARV (1 pt-48th)	—
2/7/05	ARV (1 pt-T46th)	—
2/14/05	ARV (6 pts-40th)	—
<b>2005-06</b>		
Preseason	ARV (16 pts-T38)	ARV (6 pts-41)
11/21/05	ARV (9 pts-41)	—
11/28/05	ARV (2 pts-52)	—
1/16/06	ARV (3 pts-T44)	ARV (4 pts-T36)
1/23/06	ARV (1 pt-T46)	ARV (2 pts-T41)
1/30/06	—	ARV (5 pts-T36)
2/6/06	ARV (3 pts-44)	ARV (9 pts-T31)
<b>2007-08</b>		
11/26/07	ARV (68 pts-31)	ARV (28 pts-33)
12/3/07	ARV (102 pts-27)	ARV (22 pts-32)
12/10/07	ARV (133 pts-26)	ARV (35 pts-26)
12/17/07	22nd (274 pts)	22nd (98 pts)
12/24/07	19th (443 pts)	19th (188 pts)
12/31/07	ARV (59 pts-27)	ARV (46 pts-26)
1/7/08	25th (85 pts)	ARV (21pts-27)
1/14/08	21st (286 pts)	24th (84 pts)
1/21/08	ARV (15 pts-35)	ARV (2 pts-T41)
1/28/08	ARV (7 pts-43)	ARV (8 pts-37)
2/4/08	—	ARV (3 pts-T38)
2/25/08	ARV (62 pts-26)	ARV (8 pts-T31)
3/3/08	ARV (13 pts-32)	—
Final	No Poll	ARV (3 pts-37)
<b>2008-09</b>		
Preseason	17th (570 pts)	16th (233 pts)
11/17/08	17th (591 pts)	16th (238 pts)
11/24/08	22nd (272 pts)	21st (146 pts)
12/1/08	21st (309 pts)	22nd (158 pts)
12/8/08	ARV (63 pts-29th)	25th (69 pts)
12/15/08	ARV (64 pts-27th)	ARV (48 pts-27th)
12/22/08	ARV (6 pts-40th)	ARV (10 pts-T33rd)
12/29/08	ARV (6 pts-40th)	—
1/5/09	ARV (8 pts-45th)	—
1/12/09	ARV (25 pts-31st)	ARV (4 pts-41st)
1/19/09	ARV (8 pts-T38th)	ARV (2 pts-T38th)
2/9/09	ARV (7 pts-T35th)	—
2/16/09	ARV (2 pts-39th)	ARV (2 pts-37th)
<b>2009-10</b>		
11/23/09	ARV (24 pts-40th)	ARV (16 pts-35th)
11/30/09	ARV (77 pts-30th)	ARV (47 pts-30th)
12/7/09	ARV (46 pts-32nd)	—
12/14/09	ARV (40 pts-33rd)	—
12/21/09	ARV (50 pts-32nd)	ARV (3 pts-T47th)
12/28/09	ARV (60 pts-31st)	—
1/4/10	ARV (70 pts-31st)	—
1/11/10	23rd (189 pts)	ARV (8 pts-35th)
<b>2011-12</b>		
2/6/12	ARV (1 pt-39th)	—



# Network Television Broadcasts

## 1985-86

1/18/86	Arizona 81, Miami 74 (OT)	CBS
2/22/86	Notre Dame 126, Miami 73	ESPN

## 1986-87

1/17/87	Kansas 82, Miami 47	NBC
2/7/87	Navy 78, Miami 62	CBS
2/26/87	Florida State 108, Miami 84	ESPN

## 1987-88

11/27/87	Michigan 109, Miami 76	ESPN
1/2/88	Georgetown 82, Miami 78	USA
2/15/88	Florida 83, Miami 73	USA
2/27/88	DePaul 101, Miami 82	NBC
3/8/88	Dayton 90, Miami 89	USA

## 1988-89

1/12/89	Miami 87, Kansas 86	ESPN
---------	---------------------	------

## 1989-90

12/19/89	Arizona 83, Miami 53	ESPN
----------	----------------------	------

## 1991-92

1/29/92	Pittsburgh 82, Miami 52	ESPN
2/12/92	Providence 73, Miami 51	ESPN

## 1992-93

1/6/93	Pittsburgh 85, Miami 78	ESPN
2/10/93	Miami 75, Boston College 71	ESPN

## 1993-94

1/12/94	Pittsburgh 83, Miami 55	ESPN
1/26/94	Seton Hall 77, Miami 48	ESPN
2/16/94	Boston College 79, Miami 63	ESPN

## 1994-95

1/11/95	Miami 82, St. John's 79	ESPN
2/22/95	Miami 61, Seton Hall 57	ESPN
3/15/95	Penn State 62, Miami 56	ESPN

## 1995-96

2/14/96	Providence 77, Miami 54	ESPN
2/20/96	Miami 96, St. John's 91 (20T)	ESPN2
2/28/96	Miami 71, Notre Dame 59	ESPN
3/6/96	Miami 77, Rutgers 67	ESPN2
3/7/96	Georgetown 92, Miami 62	ESPN2

## 1996-97

2/2/97	Rutgers 60, Miami 59	ESPN
2/5/97	Miami 78, Pittsburgh 63	ESPN
2/10/97	Miami 61, Seton Hall 51	ESPN2
3/5/97	Miami 76, St. John's 68 (OT)	ESPN2
3/6/97	Georgetown 63, Miami 59	ESPN2

## 1997-98

12/31/97	Miami 78, Seton Hall 65	ESPN
2/10/98	Syracuse 72, Miami 63	ESPN2
2/18/98	Providence 59, Miami 57	ESPN
3/4/98	Georgetown 62, Miami 56	ESPN
3/13/98	UCLA 65, Miami 62	CBS

## 1998-99

12/5/98	Kentucky 74, Miami 65	CBS
1/13/99	Miami 74, Rutgers 62	ESPN2
1/20/99	Connecticut 70, Miami 68 (OT)	ESPN
2/3/99	Miami 73, St. John's 70	ESPN
2/8/99	Miami 76, Syracuse 63	ESPN
2/20/99	Miami 73, Connecticut 71	CBS
3/4/99	Miami 65, Georgetown 54	ESPN2
3/5/99	St. John's 62, Miami 59	ESPN
3/12/99	Miami 75, Lafayette 54	CBS
3/14/99	Purdue 73, Miami 63	CBS

## 1999-2000

12/18/99	North Carolina 78, Miami 68	ESPN
1/17/00	Miami 67, Villanova 66	ESPN
1/29/00	Kentucky 60, Miami 57	CBS
2/7/00	Miami 77, Georgetown 55	ESPN
2/19/00	Miami 63, Connecticut 57	ABC

2/26/00	Miami 55, Notre Dame 52	ESPN
3/5/00	Miami 74, St. John's 70 (OT)	CBS
3/9/00	Miami 61, Notre Dame 58	ESPN2
3/10/00	St. John's 58, Miami 57	ESPN
3/17/00	Miami 75, Arkansas 71	CBS
3/19/00	Miami 75, Ohio State 62	CBS
3/24/00	Tulsa 80, Miami 71	CBS

## 2000-01

12/4/00	North Carolina 67, Miami 45	ESPN2
1/22/01	St. John's 67, Miami 63 (OT)	ESPN
2/1/01	Miami 72, Seton Hall 66	ESPN2
2/10/01	St. John's 85, Miami 79 (OT)	ABC
2/13/01	Miami 68, Syracuse 57	ESPN2
2/17/01	Miami 80, Villanova 62	ESPN
2/24/01	Connecticut 60, Miami 53	ABC
3/7/01	Pittsburgh 78, Miami 69	ESPN

## 2001-02

1/8/02	St. John's 71, Miami 60	ESPN2
2/10/02	Boston College 76, Miami 63	ABC
2/26/02	Miami 81, Providence 65	ESPN2
3/7/02	Miami 84, Georgetown 76 (OT)	ESPN
3/8/02	Pittsburgh 76, Miami 71	ESPN
3/14/02	Missouri 93, Miami 80	CBS

## 2002-03

1/4/03	Miami 64, North Carolina 61 (OT)	ESPN
1/20/03	Miami 77, Connecticut 76	ESPN
1/26/03	Syracuse 54, Miami 49	CBS
2/22/03	Georgetown 74, Miami 72	ESPN
3/8/03	St. John's 76, Miami 73	ESPN
3/12/03	Seton Hall 67, Miami 52	ESPN

## 2003-04

1/7/04	North Carolina 89, Miami 64	ESPN
--------	-----------------------------	------

## 2004-05

1/19/05	Duke 92, Miami 83	ESPN
3/3/05	Duke 83, Miami 59	ESPN

## 2005-06

11/29/05	Michigan 75, Miami 53	ESPN2
1/14/06	Miami 81, North Carolina 70	ESPN2
1/24/06	Virginia 71, Miami 51	ESPN2
2/8/06	NC State 86, Miami 77 (20T)	ESPN2
2/22/06	Miami 70, Virginia Tech 59	ESPN2
3/10/06	Duke 80, Miami 76	ESPN2
3/15/06	Miami 62, Oklahoma State 59	ESPN2
3/22/06	Michigan 71, Miami 65	ESPN2

## 2006-07

11/28/06	Northwestern 61, Miami 59	ESPN2
12/23/06	Louisville 82, Miami 59	ESPN
1/6/07	Wake Forest 79, Miami 78	ESPN2
1/31/07	North Carolina 105, Miami 64	ESPN
2/3/07	Virginia 81, Miami 70	ESPN2
2/7/07	Boston College 75, Miami 68	ESPN2

## 2007-08

11/15/07	Miami 85, Marist 61	ESPN2
11/16/07	Miami 69, VCU 63	ESPN2
11/18/07	Miami 64, Providence 58	ESPN2
12/2/07	Miami 66, St. John's 47	FSN
2/2/08	Duke 88, Miami 73	ABC
3/5/08	Miami 74, Boston College 61	ESPN2
3/14/08	Virginia Tech 63, Miami 49	ESPN2
3/21/08	Miami 78, St. Mary's 64	CBS
3/23/08	Texas 75, Miami 72	CBS

## 2008-09

12/2/08	Ohio State 73, Miami 68	ESPN
12/6/08	Miami 73, Kentucky 67	ESPN
12/21/08	Clemson 91, Miami 72	FSN
12/27/08	Miami 70, St. John's 56	ESPN2

1/10/09	Miami 77, Boston College 71	ESPN2
1/17/09	North Carolina 82, Miami 65	ESPN
1/25/09	Virginia Tech 88, Miami 83 (OT)	FSN
1/27/09	NC State 84, Miami 81 (OT)	ESPN2
2/4/09	Miami 79, Wake Forest 52	ESPN2
2/15/09	North Carolina 69, Miami 65	FSN
2/18/09	Florida State 80, Miami 67	ESPN2
3/18/09	Miami 78, Providence 66	ESPN2
3/20/09	Florida 74, Miami 60	ESPN2

## 2009-10

11/22/09	Miami 85, South Carolina 70	ESPN2
12/2/09	Miami 63, Minnesota 58	ESPN2
12/6/09	Boston College 61, Miami 60	FSN
1/9/10	Miami 67, Wake Forest 66	ESPN2
1/16/10	Virginia 75, Miami 57	ESPN2
1/26/10	Maryland 81, Miami 59	ESPN2
2/2/10	Wake Forest 62, Miami 53	ESPN2
2/6/10	Florida State 71, Miami 65	ESPN2
2/17/10	Duke 81, Miami 74	ESPN
3/6/10	Florida State 61, Miami 60	ESPN2
3/12/10	Miami 70, Virginia Tech 65	ESPN2
3/13/10	Duke 77, Miami 74	ESPN

## 2010-11

11/14/10	Memphis 72, Miami 68	ESPN
12/18/10	UCF 84, Miami 78	FSN
1/2/11	Duke 74, Miami 63	FSN
1/8/11	Clemson 79, Miami 72	ESPN2
1/15/11	Miami 72, Boston College 71	ESPN2
1/26/11	North Carolina 74, Miami 71	ESPN2
1/30/11	Virginia Tech 72, Miami 68	FSN
2/3/11	Miami 59, Georgia Tech 57	ESPN2
2/13/11	Duke 81, Miami 71	FSN
2/20/11	Clemson 63, Miami 59	ESPN2
3/2/11	Miami 80, Maryland 66	ESPN2
3/11/11	North Carolina 61, Miami 59	ESPN2

## 2011-12

11/25/11	Ole Miss 64, Miami 61 (OT)	FSN
11/29/11	Purdue 76, Miami 65	ESPN2
12/3/11	Miami 83, UMass 75	ESPN2
12/6/11	Memphis 71, Miami 54	ESPN2
12/10/11	West Virginia 77, Miami 66	ESPN2
12/17/11	Miami 93, Florida Atlantic 90 (20T)	FSN
1/7/12	Virginia 52, Miami 51	ESPN2
1/24/12	Miami 64, Georgia Tech 49	ESPN2
2/5/12	Miami 78, Duke 74 (OT)	ESPN2
2/9/12	Miami 65, Virginia Tech 49	ESPN2
2/15/12	North Carolina 73, Miami 64	ESPN
2/26/12	Miami 78, Florida State 62	ESPN2
3/8/12	Miami 54, Georgia Tech 36	ESPN2
3/9/12	Florida State 82, Miami 71	ESPN2
3/14/12	Miami 66, Valparaiso 50	ESPN2
3/19/12	Minnesota 78, Miami 60	ESPN

### MIAMI'S ALL-TIME TV RECORD

ABC	1-4
CBS	6-10
NBC	0-2
ESPN	17-37
ESPN2	18-17
ESPN2	17-15
USA	0-3
FSN	2-9
Total	57-89 (.390)

# Miami vs. Ranked Opponents

## 1960-61

1/30/61 Louisville (#7 AP) W 71-69

## 1962-63

12/21/62 Duke (#2 UPI) W 71-69

## 1964-65

12/12/64 St. John's (#10 AP, #13 UPI) L 79-77

2/2/65 Miami (Ohio) (#20 UPI) W 100-85

## 1965-66

12/9/65 at San Francisco (#11 UPI) L 105-89

## 1966-67

12/28/66 Western Kentucky (#17 UPI) L 94-89

2/18/67 Houston (#7 AP, #8 UPI) L 105-86

2/25/67 at St. John's (#17 UPI) L 97-70

## 1967-68

2/15/68 at Houston (#1 AP) L 106-64

## 1969-70

12/12/69 at UCLA (#2 AP) L 127-69

12/30/69 Ohio University (#5 AP) L 99-74

1/10/70 at Jacksonville (#7 AP) L 121-87

2/14/70 at Houston (#13 AP) L 118-98

2/28/70 Florida State (#9 AP) L 112-96

3/4/70 Jacksonville (#6 AP) L 108-97

## 1970-71

1/9/71 at Jacksonville (#7 AP) L 124-82

3/2/71 Jacksonville (#9 AP) L 94-75

## 1985-86

2/19/86 at Duke (#2 AP) L 104-82

2/22/86 Notre Dame (#14 AP) L 126-73

## 1986-87

12/6/86 at North Carolina (#1 AP) L 127-77

1/17/87 at Kansas (#20 AP) L 82-47

2/21/87 at Florida (#18 AP) L 99-60

3/5/87 at Notre Dame (#20 AP) L 65-49

## 1987-88

11/27/87 vs. Michigan (#9 AP) L 109-76

12/30/87 vs. Purdue (#11 AP) L 110-82

1/2/88 Georgetown (#18 AP) L 82-78

1/6/88 at Duke (#9 AP) L 107-69

2/9/88 BYU (#8 AP) L 99-86

## 1988-89

12/10/88 Duke (#1 AP) L 117-102

1/7/89 at Georgetown (#5 AP) L 112-79

1/12/89 Kansas (#12 AP) W 87-86

1/24/89 Providence (#20 AP) L 106-91

## 1989-90

12/19/89 at Arizona (#20 AP) L 83-53

1/10/90 Kansas (#1 AP) L 100-73

2/5/90 at North Carolina (#25 AP) L 87-74

## 1990-91

12/14/90 Georgia (#11 AP) L 78-60

3/6/91 at DePaul (#25 AP) L 75-58

## 1991-92

1/2/92 at Connecticut (#5 AP) L 85-62

1/7/92 at Seton Hall (#18 AP) L 64-52

1/11/92 at Syracuse (#20 AP) L 73-57

1/14/92 St. John's (#17 AP) W 45-42

1/18/92 Connecticut (#8 AP) L 77-58

2/29/92 Syracuse (#22 AP) L 68-63

3/4/92 Seton Hall (#22 AP) L (OT) 90-82

3/13/92 vs. Georgetown (#21 AP) L 77-64

## 1992-93

12/7/92 at Seton Hall (#6 AP) L 65-56

1/2/93 Georgetown (#10 AP) W 80-69

1/6/93 at Pittsburgh (#24 AP) L 85-78

1/9/93 at Syracuse (#21 AP) L 89-81

1/23/93 Pittsburgh (#20 AP) L 86-84

2/20/93 St. John's (#25 AP) W 82-77

2/23/93 Seton Hall (#14 AP) L 85-73

## 1993-94

12/22/93 at Syracuse (#21 AP, #18 USAT) L 81-52

1/15/94 at Boston College (#20 AP, #20 USAT) L 69-49

2/5/94 at Connecticut (#5 AP, #6 USAT) L 73-57

2/22/94 Connecticut (#5 AP) L 74-49

3/1/94 Syracuse (#14 AP) L 71-69

## 1994-95

12/6/94 Syracuse (#19 AP, #19 USAT) L 83-65

1/7/95 at Georgetown (#12 AP, #13 USAT) L 71-64

1/25/95 Villanova (#22 AP, #25 USAT) L 92-62

1/28/95 at Syracuse (#6 AP, #6 USAT) L 76-51

1/31/95 at Connecticut (#4 AP, #5 USAT) L 82-57

2/4/95 Georgetown (#13 AP, #13 USAT) W 67-61

2/7/95 at Villanova (#16 AP, #18 USAT) L 73-63

3/4/95 Connecticut (#4 AP, #5 USAT) L 75-67

3/10/95 vs. Georgetown (#24 AP) L 69-58

## 1995-96

12/5/95 Villanova (#2 AP, #2 USAT) L 70-68

1/3/96 Syracuse (#11 AP, #12 USAT) W 75-66

1/6/96 at Connecticut (#7 AP, #6 USAT) L 73-52

1/13/96 at Georgetown (#5 AP, #5 USAT) L 72-67

1/27/96 at Villanova (#7 AP, #7 USAT) L 90-62

2/1/96 at Syracuse (#18 AP, #16 USAT) L 72-51

2/10/96 Boston College (#22 AP, #21 USAT) L 62-58

3/7/96 vs. Georgetown (#6 AP, #6 USAT) L 92-62

## 1996-97

12/7/96 Syracuse (#19 AP, #17 USAT) W 67-63

1/2/97 at Boston College (#25 AP, #25 USAT) L 65-62

1/11/97 at Villanova (#8 AP, #7 USAT) W 61-59

## 1997-98

11/21/97 Charlotte (#17 AP, #17 USAT) W 89-72

12/27/97 Georgia Tech (#23 USAT) L 69-61

1/6/98 Connecticut (#8 AP, #8 USAT) W 76-67

1/10/98 at West Virginia (#25 AP, #21 USAT) L 98-84

1/18/98 at Syracuse (#15 AP, #15 USAT) L 85-67

2/10/98 Syracuse (#23 AP, #20 USAT) L 72-63

2/28/98 West Virginia (#19 AP, #19 USAT) W 70-66

3/13/98 vs. UCLA (#19 AP, #20 USAT) L 65-62

## 1998-99

12/5/98 at Kentucky (#8 AP, #8 USAT) L 74-65

1/6/99 St. John's (#10 AP, #9 USAT) W 84-79

1/20/99 Connecticut (#1 AP, #1 USAT) L 70-68

2/3/99 at St. John's (#9 AP, #10 USAT) W 73-70

2/8/99 at Syracuse (#18 AP, #17 USAT) W 76-63

2/20/99 at Connecticut (#2 AP, #2 USAT) W 73-71

3/5/99 vs. St. John's (#9 AP, #10 USAT) L 62-59

## 1999-2000

12/18/99 North Carolina (#7 AP, #9 USAT) L 78-68

1/8/00 Syracuse (#7 AP, #8 USAT) L 67-55

1/29/00 Kentucky (#16 AP, #18 USAT) L 60-57

2/19/00 at Connecticut (#18 AP, #18 USAT) W 63-57

3/5/00 St. John's (#18 AP, #21 USAT) W 74-70

3/10/00 vs. St. John's (#19 AP, #20 USAT) L 58-57

3/19/00 vs. Ohio State (#8 AP, #8 USAT) W 75-62

3/24/00 vs. Tulsa (#18 AP, #19 USAT) L 80-71

# Miami vs. Ranked Opponents

## 2000-01

12/4/00	at North Carolina (#14 AP, #12 USAT)	L	67-45
1/13/01	at Boston College (#24 AP)	L	82-73
1/20/01	Connecticut (#15 AP, #15 USAT)	W	77-74
2/1/01	Seton Hall (#22 AP, #25 USAT)	W	72-66
2/13/01	at Syracuse (#10 AP, #7 USAT)	W	68-57

## 2001-02

12/15/01	Indiana (#21 AP, #24 USAT)	W	58-53
1/2/02	at Georgetown (#23 AP, #24 USAT)	W	79-71
2/2/02	Connecticut (#17 AP, #22 USAT)	W	68-66
3/8/02	vs. Pittsburgh (#7 AP, #7 USAT)	L	76-71

## 2002-03

12/21/02	vs. Florida (#13 AP, #13 USAT)	L (2OT)	94-93
1/11/03	at Connecticut (#3 AP, #3 USAT)	L (OT)	83-80
1/20/03	Connecticut (#11 AP, #8 USAT)	W	77-76

## 2003-04

1/7/04	at North Carolina (#12 AP, #13 USAT)	L	89-64
1/10/04	Pittsburgh (#15 AP, #15 USAT)	L (2OT)	84-80
2/14/04	Syracuse (#25 USAT)	L	91-74
2/18/04	at Connecticut (#8 AP, #8 USAT)	L	76-63
2/21/04	at Providence (#19 AP, #17 USAT)	L	70-57

## 2004-05

12/4/04	at Florida (#19 AP, #18 USAT)	W	72-65
1/6/05	at Georgia Tech (#9 AP, #10 USAT)	L	80-69
1/9/05	NC State (#24 USAT)	W	67-66
1/19/05	Duke (#4 AP, #4 USAT)	L	92-83
1/22/05	at North Carolina (#6 AP, #6 USAT)	L	87-67
1/29/05	at Wake Forest (#5 AP, #5 USAT)	L	94-82
2/5/05	Maryland (#22 AP, #24 USAT)	W (OT)	75-73
2/15/05	Wake Forest (#5 AP, #5 USAT)	L	68-63
3/3/05	at Duke (#6 AP, #6 USAT)	L	83-59

## 2005-06

12/18/05	at NC State (#21 AP/#19 USAT)	L	81-69
12/22/05	Florida (#5 AP/#5 USAT)	L	77-67
12/31/05	vs. Louisville (#10 AP/#10 USAT)	L	58-43
1/7/06	Maryland (#14 AP/#12 USAT)	W	84-70
1/14/06	at North Carolina (#20 AP/#20 USAT)	W	81-70
1/21/06	Boston College (#21 AP/#21 USAT)	L	65-61
2/8/06	NC State (#16 AP/#15 USAT)	L (2OT)	86-77
2/12/06	North Carolina (#23 AP/#24 USAT)	L	80-70
2/16/06	at Boston College (#13 AP/#15 USAT)	L	65-54
2/19/06	at Duke (#2 AP/#2 USAT)	L	92-71
3/10/06	vs. Duke (#3 AP/#3 USAT)	L	80-76

## 2006-07

12/3/06	Georgia Tech (#21 AP/#25 USAT)	W	90-82
1/10/07	at Maryland (#25 USAT)	W	63-58
1/14/07	Duke (#11 AP/#11 USAT)	L	85-63
1/23/07	Virginia Tech (#24 AP/#23 USAT)	L	92-85
1/31/07	at North Carolina (#3 AP/#3 USAT)	L	105-64
2/21/07	Virginia (#24 AP/#19 USAT)	W	68-60
3/8/07	vs. Maryland (#17 AP/#21 USAT)	W	67-62

## 2007-08

1/23/08	North Carolina (#5 AP/#4 USAT)	L	98-82
1/27/08	Clemson (#25 USAT)	W	75-72
2/2/08	at Duke (#3 AP/#3 USAT)	L	88-73
2/20/08	Duke (#5 AP/#4 USAT)	W	96-95
3/23/08	vs. Texas (#7 AP/#7 USAT)	L	75-72

## 2008-09

11/23/08	vs. UConn (#2 AP/#2 USAT)	L	76-63
12/21/08	Clemson (#25 AP/#25 USAT)	L	91-72
1/10/09	at Boston College (#24 AP/#17 USAT)	W	77-71
1/17/09	at North Carolina (#5 AP/#6 USAT)	L	82-65
2/4/09	Wake Forest (#7 AP/#6 USAT) ^	W	79-52

2/7/09	at Duke (#4 AP/#3 USAT)	L (OT)	78-75
2/15/09	North Carolina (#3 AP/#3 USAT)	L	69-65

^ Largest margin of victory versus a ranked opponent and an ACC opponent.

## 2009-10

2/10/10	vs. Georgia Tech (#20 AP/#20 USAT)	W	64-62
2/17/10	vs. Duke (#6 AP/#6 USAT)	L	81-74
3/13/10	vs. Duke (#4 AP/#4 USAT)	L	77-74

## 2010-11

11/15/10	at Memphis (#19 AP/#19 USAT)	L	72-68
1/2/11	at Duke (#1 AP/#1 USAT)	L	74-63
2/13/11	Duke (#5 AP/#5 USAT)	L	81-71
3/11/11	vs. North Carolina (#6 AP/#7 USAT)	L	61-59

## 2011-12

12/06/11	Memphis (#21 AP/#20 USAT)	L	71-54
01/07/12	at Virginia (#21 AP/#23 USAT)	L	52-51
01/10/12	at North Carolina (#3 AP/#3 USAT)	L	73-56
02/05/12	at Duke (#7 AP/#5 USAT)	W	78-74 (OT)
02/11/12	at Florida State (#15 AP/#17 USAT)	L	64-59
02/15/12	North Carolina (#8 AP/#7 USAT)	L	73-64
02/26/12	Florida State (#15 AP/#16 USAT)	W	78-62
03/09/12	vs. Florida State (#17 AP/#17 USAT)	L	82-71

## ALL-TIME

### HIGHEST RANKED OPPONENT BEATEN ON ROAD

#2 Connecticut, 73-71 (2/20/99)

### HIGHEST RANKED OPPONENT BEATEN AT HOME

#2 Duke, 71-69 (12/21/62)

## SINCE THE REBIRTH IN 1985-86

### HIGHEST RANKED OPPONENT BEATEN ON ROAD

#2 Connecticut, 73-71 (2/20/99)

### HIGHEST RANKED OPPONENT BEATEN AT HOME

#4 Duke, 96-95 (2/20/08)

## UM vs. RANKED TEAMS ALL-TIME

Home	30-49 (.380)
at BankUnited Center	11-17 (.393)
Away	12-60 (.167)
Neutral	2-18 (.100)
Overall	44-127 (.257)

## UM vs. RANKED TEAMS SINCE THE REBIRTH (1985-86)

Home	27-42 (.391)
Away	12-53 (.185)
Neutral	2-18 (.100)
Overall	41-113 (.266)

## UM vs. RANKED OPPONENTS SINCE JOINING ACC (2004-05)

ACC	15-28 (.349)
Home	10-14 (.417)
Away	4-16 (.200)
Tournament	1-4 (.250)

## NON-CONFERENCE

Home	0-2 (.000)
Away	1-1 (.500)
Neutral	0-3 (.000)
Overall	1-5 (.167)

## UNDER COACH JIM LARRANAGA

Home	1-2 (.333)
Away	1-3 (.250)
Neutral	0-1 (.000)
Overall	2-6 (.250)

# **Records**

## **2012-13**



# Team Records

## GAME

<b>Most Points Scored</b>	vs. Rollins, 1965	148
<b>Most Points Scored Against</b>	by UCLA, 1970	127
<b>Other Top Scoring Games</b>	vs. Rollins, 1963	144
	vs. Tampa, 1965	141
	vs. Tampa, 1965	136
	vs. Tampa, 1964	134
	vs. Rollins, 1965	128
	vs. Jacksonville, 1965	127
	vs. Rollins, 1964	127
	vs. Florida Southern, 1965	124
	vs. La Salle, 1964	121
	vs. Florida Southern, 1960	121
<b>Most Points in Loss</b>	vs. Oklahoma City, 1962	113
<b>Largest Margin of Victory</b>	vs. Rollins, 1965	69
<b>Highest Total Score</b>	vs. Tampa, 1965	255
<b>Most Players Scoring in a Game</b>	vs. Florida A&M, 1995	14
<b>Most Field Goals Made</b>	vs. Rollins, 1965	60
<b>Highest Field Goal Pct.</b>		
	vs. Coppin State (24 of 36), 1988	.667
	vs. Bethune-Cookman (32 of 48), 1989	.667
	vs. Birmingham-Southern (30 of 45), 2005	.667
<b>3-Point Field Goals Made</b>	vs. Georgetown, 1993	15
	vs. South Carolina State, 2010	15
<b>3-Point Field Goal Attempts</b>	vs. Florida Gulf Coast, 2010	36
<b>3-Point Field Goal Pct.</b>	vs. UConn (7 of 8), 1992	.875
<b>Most Free Throws Made</b>	vs. Tampa, 1956	46
<b>Most Free Throws Attempted</b>	vs. Kentucky Wesleyan, 1957	61
<b>Highest Free Throw Pct. (minimum 15 FTA)</b>		
	vs. Maryland (18 of 18), 1965	1.000
	vs. Creighton (32 of 33), 1964	.970
<b>Most Rebounds</b>	vs. Northeastern Illinois, 1995	61
<b>Most Assists</b>	vs. Florida Southern, 2008	29
	vs. Lehigh, 1991	29
<b>Most Steals</b>	vs. Savannah State, 2002	21
<b>Most Blocked Shots (Game)</b>	vs. Hartford, 1996	17
<b>Most Blocked Shots (Half)</b>	vs. Hartford (1st half), 1996	13
<b>Most Turnovers</b>	vs. Georgetown, 1996	32
<b>Most Personal Fouls</b>	vs. Tampa, 1962	36
<b>Most Total Fouls (both teams)</b>	vs. Tampa, 1965	73
<b>Fewest Personal Fouls</b>	vs. Rollins, 1962	5
<b>Fewest Total Fouls (both teams)</b>	vs. Rollins, 1962	13

## MISCELLANEOUS

<b>Most Consecutive Games with a Three-Point FGM</b>	2001-present	344
--	--------------	-----

## SEASON

<b>Most Victories</b>	2001-02	24
	2007-08, 1999-2000, 1989-99, 1962-63, 1959-60	23
<b>Most Defeats</b>	1991-92	24
<b>Longest Winning Streak</b>	1946-47, 2001-02	14
	2007-08	12
<b>Longest Losing Streak</b>	1993-94	17
<b>Most Games Over 100 Points</b>		
	1988-89	11
	Opponent 1988-89	10
<b>Most Points</b>	1988-89	2,809
	Opponent 1988-89	2,778
<b>Highest Scoring Average</b>	1964-65	98.4
	Opponent 1969-70	96.9
<b>Most Rebounds</b>	1962-63	1,559
	Opponent 1959-60	1,398
<b>Most Field Goals Made</b>	1988-89	1,024
	Opponent 1988-89	1,040
<b>Most Field Goals Attempted</b>	1963-64	2,194
	Opponent 1967-68	2,138
<b>Field Goal Percentage</b>	1988-89 (1,024-2,083)	.492
	Opponent 1988-89 (1,040-2,129)	.488
<b>3-Point Field Goals Made</b>	2010-11	283
	Opponent 2005-06, 2010-11	245
<b>3-Point FG Attempted</b>	2010-11	750
	Opponent 2008-09	703
<b>3-Point Field Goal Pct</b>	2007-08 (236-613)	.385
	Opponent 1986-87 (151-370)	.408
<b>Most Free Throws Made</b>	1959-60	663
	Opponent 1955-56	597
<b>Most Free Throws Attempted</b>	1956-57	914
	Opponent 1955-56	909
<b>Free Throw Percentage</b>	1964-65 (642-807)	.796
	Opponent 2008-09, (421-579)	.727
<b>Most Assists</b>	1988-89	583
	Opponent 1988-89	516
<b>Most Steals</b>	1988-89	287
	Opponent 1987-88	288
<b>Most Blocked Shots</b>	2001-02	190
	Opponent 2000-01	144
<b>Most Turnovers</b>	1998-99	575
	Opponent 1999-00	615
<b>Most Personal Fouls</b>	1991-92	701
	Opponent 2007-08	678

# Individual Records

## POINTS SCORED, GAME

Rick Barry vs. Rollins, 1965	59
Rick Barry vs. Tampa, 1965	55
Rick Barry vs. Florida Southern, 1965	54
Rick Barry vs. Jacksonville, 1964	52
Rick Barry vs. Tampa, 1965	51
Rick Barry vs. Oklahoma City, 1965	51
Rick Barry vs. Houston, 1965	50
Rick Barry vs. Rollins, 1964	50
Mike McCoy vs. Rollins, 1963	48
Sy Chadroff vs. Rollins, 1952	47

## POINTS SCORED, SEASON

Rick Barry, 1964-65 (26)	973
Rick Barry, 1963-64 (27)	870
Eric Brown, 1988-89 (31)	765
Don Curnutt, 1969-70 (25)	709
Don Curnutt, 1968-69 (24)	662
Don Curnutt, 1967-68 (28)	635
Jack McClinton, 2008-09 (32)	617
Dick Hickox, 1959-60 (27)	596
Guillermo Diaz, 2005-06 (34)	586
Mike Wittman, 1966-67 (26)	585
Mike Wittman, 1965-66 (26)	567
Jack McClinton, 2007-08 (32)	566
Robert Hite, 2005-06 (34)	558
Rusty Parker, 1967-68 (28)	558

## SCORING AVERAGE, SEASON

Rick Barry, 1964-65 (26)	37.4
Rick Barry, 1963-64 (27)	32.1
Don Curnutt, 1969-70 (25)	28.4
Don Curnutt, 1968-69 (24)	27.6
Eric Brown, 1988-89 (31)	24.7
Don Curnutt, 1967-68 (28)	22.7
Mike Wittman, 1966-67 (26)	22.3
Dick Hickox, 1959-60 (27)	22.1
Mike Wittman, 1965-66 (26)	21.8
Sy Chadroff, 1951-52 (22)	20.9

## POINTS SCORED (FG-FT), CAREER

Rick Barry, 1962-65 (816-666)	2,298
Eric Brown, 1985-89 (805-633)	2,270
Don Curnutt, 1967-70 (813-380)	2,006
Darius Rice, 2000-04 (631-343)	1,865
Robert Hite, 2002-06 (622-245)	1,717
Tim James, 1995-99 (681-331)	1,713
Jack McClinton, 2006-09 (542-332)	1,702
Dennis Burns, 1985-89 (690-205)	1,594
Dick Hickox, 1958-61 (560-409)	1,529
Johnny Hemsley, 1996-00 (530-164)	1,497
Guillermo Diaz, 2003-06 (516-271)	1,477
Steven Edwards, 1992-96 (419-290)	1,393
Ron Godfrey, 1958-61 (518-348)	1,384
James Jones, 1999-03 (464-304)	1,356
Mike Wittman, 1964-67 (492-335)	1,319
Joe Wylie, 1988-91 (501-289)	1,297
Willie Allen, 1968-71 (482-329)	1,293

John Salmons, 1998-02(444-313)	1,287
Dwayne Collins, 2006-10 (463-820)	1,245
Mike McCoy, 1960-63 (524-183)	1,231

## FIELD GOALS MADE, GAME

Rick Barry vs. Houston, 1965	21
Rick Barry vs. Rollins, 1965	20
Rick Barry vs. Rollins, 1965	20
Mike McCoy vs. Rollins, 1963	20
Rick Barry vs. Oklahoma City, 1965	19
Mike Wittman vs. Oklahoma City, 1965	19
Rick Barry vs. Rollins, 1964	19
Rick Barry vs. Jacksonville, 1964	19
Steve Rich vs. St. John's, 1996	18
Wayne Beckner vs. Tampa, 1965	18
Rick Barry vs. Yale, 1965	18
John Dampier vs. Army, 1964	18
Sy Chadroff vs. Rollins, 1952	18

## FIELD GOALS MADE, SEASON

Rick Barry, 1964-65 (26)	340
Rick Barry, 1963-64 (27)	314
Don Curnutt, 1969-70 (25)	283
Don Curnutt, 1967-68 (28)	268
Don Curnutt, 1968-69 (24)	262
Eric Brown, 1988-89 (31)	255
Mike McCoy, 1962-63 (28)	237
Mike Wittman, 1966-67 (26)	219
Dick Hickox, 1959-60 (27)	219
Tim James, 1998-99 (30)	215

## FIELD GOALS MADE, CAREER

Rick Barry, 1962-65	816
Don Curnutt, 1967-70	813
Eric Brown, 1985-89	805
Dennis Burns, 1985-89	690
Tim James, 1995-99	681
Darius Rice, 2000-04	631
Robert Hite, 2002-06	622
Dick Hickox, 1958-61	560
Jack McClinton, 2006-09	542
Johnny Hemsley, 1996-00	530

## FIELD GOALS ATTEMPTS, GAME

<i>(Since 1985-86)</i>	
Johnny Hemsley vs. North Carolina, 1999	30
Darius Rice vs. Connecticut, 2003	27
Jack McClinton at Boston College, 2008	26
Joe Wylie vs. George Mason, 1990	26
Jack McClinton vs. North Carolina, 2009	25
Steve Rich vs. St. John's, 1996	25
Dennis Burns vs. Dayton, 1988	25
Robert Hite vs. Florida Atlantic, 2004	24
Joe Wylie vs. South Florida, 1991	24
Dennis Burns vs. New Mexico, 1989	24
Dennis Burns vs. Oral Roberts, 1989	24

## FIELD GOALS ATTEMPTS, SEASON

Rick Barry, 1964-65 (26)	651
Don Curnutt, 1969-70 (25)	644
Don Curnutt, 1968-69 (24)	613
Rick Barry, 1963-64 (27)	572
Don Curnutt, 1967-68 (28)	559
Mike McCoy, 1962-63 (28)	530
Johnny Hemsley, 1999-2000 (30)	488
Dick Miani, 1955-56 (26)	488
Mike McCoy, 1961-62 (26)	485
John Dampier, 1963-64 (27)	483

## FIELD GOAL ATTEMPTS, CAREER

Don Curnutt, 1967-70	1,816
Darius Rice, 2000-04	1,564
Rick Barry, 1962-65	1,564
Eric Brown, 1985-89	1,504
Tim James, 1995-99	1,431
Dennis Burns, 1985-89	1,409
Robert Hite, 2002-06	1,406
Dick Hickox, 1958-61	1,275
Johnny Hemsley, 1996-00	1,283
Jack McClinton, 2006-09	1,266
Mike McCoy, 1960-63	1,212

## FIELD GOAL PERCENTAGE, GAME

<i>(Since 1985-86)</i>	
Raymond Hicks vs. NC A&T, 2008 (7-7)	1.000
Alex Fraser vs. Providence, 1997 (6-6)	1.000
Alex Fraser vs. Syracuse, 1996 (6-6)	1.000
Jamal Johnson vs. Florida A&M, 1993 (6-6)	1.000
<b>Reggie Johnson vs. McNeese St., 2010 (5-5)</b>	<b>1.000</b>
Raymond Hicks vs. Georgia Tech, 2006 (5-5)	1.000
Raymond Hicks vs. Stetson, 2006 (5-5)	1.000
Anthony King vs. Virginia Tech, 2005 (5-5)	1.000
Anthony King vs. Morgan State, 2005 (5-5)	1.000
Rafael Berumen vs. New Hampshire, 2002 (5-5)	1.000
Elton Tyler vs. Florida Atlantic, 1999 (5-5)	1.000
Anthony Rosa vs. Seton Hall, 1994 (5-5)	1.000
Samarr Logan vs. George Mason, 1990 (5-5)	1.000
Eric Brown vs. Alabama State, 1987 (15-16)	.937
Eric Brown vs. Bethune-Cookman, 1988 (12-13)	.923
Tim James vs. Memphis, 1997 (11-12)	.917
Trevor Burton vs. Maine, 1991 (11-12)	.917

## FIELD GOAL PERCENTAGE, SEASON

<i>(Minimum 200 Attempts)</i>	
Mario Bland, 1997-98 (122-200)	.610
<b>Reggie Johnson, 2010-11 (165-279)</b>	<b>.591</b>
Mario Bland, 1998-99 (125-212)	.590
Eric Brown, 1988-89 (255-437)	.584
Elton Tyler, 2001-02 (149-257)	.580
Eric Brown, 1987-88 (193-333)	.580
Rusty Parker, 1965-66 (140-254)	.551
Dwayne Collins, 2007-08 (120-218)	.550
Rick Barry, 1963-64 (314-572)	.549
Tito Horford, 1987-88 (176-326)	.540

# Individual Records

## FIELD GOAL PERCENTAGE, CAREER

(Minimum 4 FGM Per Game Played)

Eric Brown, 1985-89 (805-1504)	.535
Rick Barry, 1962-65 (816-1564)	.522
Donald Strong, 1970-71 (167-321)	.520
Rusty Parker, 1965-68 (472-915)	.516
Tito Horford, 1986-88 (313-613)	.511
Constantin Popa, 1991-95 (452-917)	.493
Dennis Burns, 1985-89 (690-1409)	.490
Joe Wylie, 1988-91 (501-1032)	.485
Tim James, 1995-99 (681-1431)	.476
Mike Wittman, 1964-67 (492-1040)	.473

## 3-POINT FIELD GOALS MADE, GAME

Johnny Hemsley vs. Lafayette, 1999	9
Samarr Logan vs. Boston College, 1990	8
Jack McClinton at Providence, 2009	7
Jack McClinton vs. North Carolina, 2009	7
Jack McClinton vs. Virginia, 2008	7
Robert Hite vs. Wake Forest, 2006	7
Robert Hite vs. FIU, 2004	7
Darius Rice vs. Connecticut, 2003	7
Darius Rice vs. Virginia Tech, 2001	7

## 3-POINT FIELD GOALS MADE, SEASON

Jack McClinton, 2008-09 (32)	101
Malcolm Grant, 2010-11 (36)	94
Jack McClinton, 2007-08 (32)	94
Adrian Thomas, 2010-11 (36)	93
Jack McClinton, 2006-07 (31)	91
Robert Hite, 2005-06 (34)	85
Marcus Barnes, 2001-02 (32)	79
Steven Edwards, 1992-93 (27)	79
Guillermo Diaz, 2005-06 (34)	78
Darius Rice, 2001-02 (32)	76

## 3-POINT FIELD GOALS MADE, CAREER

Jack McClinton, 2006-09	286
Steven Edwards, 1992-96	265
Darius Rice, 2000-04	260
Robert Hite, 2002-06	228
Malcolm Grant, 2009-12	223
Adrian Thomas, 2005-11	204
Guillermo Diaz, 2003-06	174
Kevin Presto, 1985-89	170
Johnny Hemsley, 1996-00	164
Jake Morton, 1988-93	136

Note: 3-point FGs were adopted in 1986-87

## 3-POINT FIELD GOALS ATTEMPTED, GAME

Darius Rice vs. Virginia Tech, 2001	15
Jack McClinton at Providence, 2009	14
Jack McClinton at Georgia Tech, 2008	14
Marcus Barnes vs. Connecticut, 2001	14
Darius Rice vs. Florida State, 2003	13
Steven Edwards vs. Boston College, 1996	13
Steven Edwards vs. Robert Morris, 1994	13
17 occasions	12

## 3-POINT FIELD GOALS ATTEMPTED, SEASON

Adrian Thomas, 2010-11 (36)	239
Marcus Barnes, 2001-02 (32)	229
Jack McClinton, 2008-09 (32)	223
Malcolm Grant, 2010-11 (36)	222
Jack McClinton, 2007-08 (32)	220
Guillermo Diaz, 2005-06 (34)	214
Darius Rice, 2001-02 (32)	208
Jack McClinton, 2006-07 (31)	207
Robert Hite, 2005-06 (34)	207
Steven Edwards, 1992-93 (27)	207
Malcolm Grant, 2011-12 (31)	206
Johnny Hemsley, 1999-2000 (30)	200
Steven Edwards, 1995-96 (28)	200

## 3-POINT FIELD GOALS ATTEMPTED, CAREER

Steven Edwards, 1992-96	766
Darius Rice, 2000-04	755
Jack McClinton, 2006-09	650
Robert Hite, 2002-05	593
Malcolm Grant, 2009-12	576
Adrian Thomas, 2005-11	521
Johnny Hemsley, 1996-2000	487
Guillermo Diaz, 2003-06	458
Kevin Presto, 1985-89	453
Kevin Norris, 1994-98	407

## 3-POINT FIELD GOAL PERCENTAGE, GAME

(Minimum 4 Attempts)

Malcolm Grant vs. NC State, 2011 (5-5)	1.000
Robert Hite vs. Va. Tech, 2004 (5-5)	1.000
Trevor Burton vs. Georgetown, 1993 (5-5)	1.000
Samarr Logan vs. Davidson, 1990 (5-5)	1.000
Levertis Williams vs. FIU, 1988 (5-5)	1.000

## Shane Larkin at Purdue, 2011 (4-4) 1.000

Jack McClinton vs. Ohio State, 2009 (4-4)	1.000
Anthony Harris vs. Maryland, 2006 (4-4)	1.000
Jerome Scott vs. Pittsburgh, 1992 (4-4)	1.000
Joel Warren vs. Marist, 1988 (4-4)	1.000

## 3-POINT FIELD GOAL PERCENTAGE, SEASON

(Minimum 30 Attempts)

Thomas Hocker, 1989-90 (27-55)	.491
James Jones, 2000-01 (41-87)	.471
Samarr Logan, 1989-90 (40-86)	.465
Guillermo Diaz, 2003-04 (34-76)	.461
Jack McClinton, 2008-09 (101-223)	.453
Jack McClinton, 2006-07 (91-207)	.440
Mike Noblet, 1986-87 (27-62)	.435
Jack McClinton, 2007-08 (94-220)	.427
Malcolm Grant, 2010-11 (94-222)	.423
Levertis Williams, 1987-88 (22-52)	.423

## 3-POINT FIELD GOAL PERCENTAGE, CAREER

(Minimum 75 Attempts)

Jack McClinton, 2006-09 (286-650)	.440
Thomas Hocker, 1987-90 (53-125)	.424
Trevor Burton, 1989-93 (75-189)	.397
Adrian Thomas, 2005-11 (204-521)	.392
Malcolm Grant, 2009-12 (223-576)	.387
Robert Hite, 2002-06 (228-593)	.384
James Jones, 1999-03 (124-324)	.383
Guillermo Diaz, 2003-06 (174-458)	.380
Samarr Logan, 1989-92 (100-265)	.377
Kevin Presto, 1985-89 (170-453)	.375

## CONSECUTIVE GAMES WITH 3-POINT FIELD GOAL MADE, CAREER

Malcolm Grant, 2011-12	35
Jack McClinton, 2008-09	35
Steven Edwards, 1994-95	32
Jack McClinton, 2007-08	30
Steven Edwards, 1993	26
Adrian Thomas, 2011	20
Johnny Hemsley, 1998-99	20
Steven Edwards, 1995-96	20
Marcus Barnes, 2002	17
James Dews, 2007-08	16

## FREE THROWS MADE, GAME

Rick Barry vs. Florida Southern, 1965	22
Ron Godfrey vs. Oklahoma City, 1960	22
Rick Barry vs. Rollins, 1965	19
Rick Barry vs. St. Joseph's (PA), 1964	19
Rick Barry vs. St. Mary's, 1965	17
Rick Barry vs. Tampa, 1965	17
Rick Barry vs. San Francisco, 1964	17
Joe Munley vs. Ky.-Wesleyan, 1957	17

## Durand Scott vs. UMass, 2011 16

Jack McClinton vs. NC State, 2009	16
Dick Hickox vs. Stetson, 1959	16

## FREE THROWS MADE, SEASON

Rick Barry, 1964-65 (26)	293
Eric Brown, 1988-89 (31)	246
Rick Barry, 1963-64 (27)	242
Eric Brown, 1987-88 (30)	161
Ron Godfrey, 1959-60 (27)	159
Dick Hickox, 1959-60 (27)	158
Mike Wittman, 1965-66 (26)	151
Mike Wittman, 1966-67 (26)	147
Gene Stage, 1956-57 (26)	145
Joe Wylie, 1990-91 (28)	143
Don Curnutt, 1969-70 (25)	143



# Individual Records

## FREE THROWS MADE, CAREER

Rick Barry, 1962-65	666
Eric Brown, 1985-89	633
Dick Hickox, 1958-61	409
Eric Brown, 1985-89	387
Don Curnutt, 1967-70	380
Ron Godfrey, 1958-61	348
Darius Rice, 2000-04	343
Mike Wittman, 1964-67	335
Jack McClinton, 2006-09	332
Tim James, 1995-99	331

## FREE THROWS ATTEMPTED, GAME

(Since 1985-86)

Eric Brown vs. Brigham Young, 1989	19
<b>Durand Scott vs. UMass, 2011</b>	<b>18</b>
Eric Brown vs. Marquette, 1989	17
Eric Brown vs. Tennessee Tech, 1989	17
Eric Brown vs. Providence, 1987	17
Jack McClinton vs. NC State, 2009	16
Dwayne Collins vs. Florida Atlantic, 2009	16
Robert Hite vs. North Carolina, 2006	16
Clifton Clark vs. Florida Atlantic, 2004	16
John Salmons vs. West Virginia, 2001	16
Steven Edwards vs. St. John's, 1995	16
Hammie Ward at Tennessee, 1991	16
Eric Brown vs. Virginia Commonwealth, 1988	16
Eric Brown vs. Bethune-Cookman, 1988	16

## FREE THROWS ATTEMPTED, SEASON

Rick Barry, 1964-65 (26)	341
Eric Brown, 1988-89 (31)	310
Rick Barry, 1963-64 (27)	287
Eric Brown, 1987-88 (30)	229
Willie Allen, 1970-71 (25)	227
Ron Godfrey, 1959-60 (27)	207
Mike Wittman, 1965-66 (26)	206
Dick Hickox, 1959-60 (27)	198
Joe Wylie, 1990-91 (28)	194
Dwayne Collins, 2008-09 (32)	192

## FREE THROWS ATTEMPTED, CAREER

Eric Brown, 1985-89	840
Rick Barry, 1962-65	786
Willie Allen, 1968-71	553
Tim James, 1995-99	514
Dick Hickox, 1958-61	512
Ron Godfrey, 1958-61	469
Don Curnutt, 1967-70	456
Joe Wylie, 1988-91	451
Darius Rice, 2000-04	443
Mike Wittman, 1964-67	441

## FREE THROW PERCENTAGE, GAME

(Since 1985-86)

Jack McClinton vs. NC State, 2009 (16-16)	1.000
Jack McClinton vs. St. Mary's, 2008 (11-11)	1.000
<b>Durand Scott vs. FAU, 2011 (10-10)</b>	<b>1.000</b>
Lance Hurdle vs. Boston Co., 2008 (10-10)	1.000
Jack McClinton vs. Georgia Tech, 2006 (10-10)	1.000
Guillermo Diaz vs. Virginia, 2005 (10-10)	1.000
Robert Hite vs. Rutgers, 2004 (10-10)	1.000
Johnny Hemsley vs. Georgia St., 1997 (10-10)	1.000
Kevin Norris vs. Buffalo, 1996 (10-10)	1.000
Steve Edwards vs. Villanova, 1993 (10-10)	1.000
Joe Wylie vs. West Virginia, 1991 (10-10)	1.000
Lemuel Howard vs. Duquesne, 1988 (10-10)	1.000
Malcolm Grant vs. Oral Roberts, 2010 (9-9)	1.000
Darius Rice vs. Providence, 2002 (9-9)	1.000
John Salmons vs. Villanova, 2001 (9-9)	1.000
14 occasions (8-8)	1.000

## FREE THROW PERCENTAGE, SEASON

(Minimum 50 Attempts)

Jack McClinton, 2007-08 (114-124)	.919
James Dews, 2007-08 (49-54)	.907
Jack McClinton, 2006-07 (102-114)	.895
Jack McClinton, 2008-09 (116-131)	.885
Dod Hammond, 1959-60 (64-73)	.877
Rick Jones, 1965-66 (134-153)	.876
Robert Hite, 2004-05 (71-82)	.866
Lance Hurdle, 2007-08 (96-111)	.865
Robert Hite, 2003-04 (68-79)	.861
Don Curnutt, 1969-70 (143-166)	.861

## FREE THROW PERCENTAGE, CAREER

(Minimum 2 FTM Per Game Played)

Jack McClinton, 2006-09 (332-369)	.900
Dod Hammond, 1959-60 (64-73)	.877
Lance Hurdle, 2007-08 (96-111)	.865
Robert Hite, 2002-06 (245-289)	.848
Rick Barry, 1962-65 (665-786)	.846
Rick Jones, 1964-67 (281-337)	.834
Don Curnutt, 1967-70 (380-456)	.833
James Jones, 1999-03 (304-366)	.831
Malcolm Grant, 2009-12 (238-292)	.815
Johnny Hemsley, 1996-00 (273-339)	.805
John Salmons, 1998-02 (310-385)	.805

## REBOUNDS, GAME

Rick Barry vs. Oklahoma City, 1965	29
Wayne Canaday vs. Bucknell, 1969	28
Rick Barry vs. Rollins, 1965	27
Harry Manushaw vs. Florida State, 1959	27
Harry Manushaw vs. Morehead St., 1959	26
Rusty Parker vs. Florida State, 1968	25
Rick Barry vs. Cornell, 1963	25
Rick Barry vs. Houston, 1965	24
Rick Barry vs. Tampa, 1965	24
Wayne Beckner vs. Rollins, 1963	24
Harry Manushaw vs. Toronto, 1959	24

## REBOUNDS, SEASON

Rick Barry, 1964-65 (26)	475
Rick Barry, 1963-64 (27)	448
Harry Manushaw, 1958-59 (25)	372
Rick Barry, 1962-63 (24)	351
Mike McCoy, 1962-63 (28)	350
<b>Reggie Johnson, 2010-11 (36)</b>	<b>347</b>
Mike McCoy, 1961-62 (26)	336
Bill Soens, 1966-67 (26)	330
Wayne Canaday, 1969-70 (26)	327
Edwin Morris, 1955-56 (26)	322

## REBOUNDS, CAREER

Rick Barry, 1962-65	1,274
Willie Allen, 1968-71	916
Harry Manushaw, 1958-61	914
Mike McCoy, 1960-63	857
Tim James, 1995-99	856
Eric Brown, 1985-89	855
Anthony King, 2003-08	824
Edwin Morris, 1955-58	787
Ron Godfrey, 1958-61	767
Joe Wylie, 1988-91	758
Constantin Popa, 1991-95	701

## ASSISTS, GAME

Michael Gardner vs. Pittsburgh, 1993	14
John Salmons vs. Notre Dame, 2002	13
Bryan Hughes vs. The Citadel, 1985	13
Vernon Jennings vs. Bethune-Cookman, 2000	12
Vernon Jennings vs. Pittsburgh, 1999	12
Thomas Hocker vs. Florida State, 1990	12
Thomas Hocker vs. Tulane, 1990	12
John Salmons vs. St. John's, 2002	11
Vernon Jennings vs. Notre Dame, 2000	11
Vernon Jennings vs. Syracuse, 1999	11
Kevin Norris vs. Florida Atlantic, 1997	11
Michael Gardner vs. Syracuse, 1993	11
Jerome Scott vs. St. Joseph's (PA), 1991	11
Kevin Presto vs. Alabama State, 1987	11

## ASSISTS, SEASON

Vernon Jennings, 1999-00 (32)	218
John Salmons, 2001-02 (32)	195
Vernon Jennings, 1998-99 (30)	167
Michael Gardner, 1992-93 (27)	154
Kevin Norris, 1996-97 (29)	142
Thomas Hocker, 1989-90 (27)	139
Kevin Norris, 1997-98 (28)	138
Thomas Hocker, 1987-88 (31)	136
Anthony Harris, 2004-05 (29)	133
Bryan Hughes, 1985-86 (28)	129



# Individual Records

## ASSISTS, CAREER\*

Vernon Jennings, 1996-00	520
Kevin Norris, 1994-98	493
John Salmons, 1998-02	429
Kevin Presto, 1985-89	412
Thomas Hocker, 1987-90	384
Anthony Harris, 2002-07	330
Michael Gardner, 1991-94	319
<b>Durand Scott, 2009-present</b>	<b>318</b>
Steven Edwards, 1992-96	312
Malcolm Grant, 2009-12	292

## STEALS, GAME

Jerome Scott vs. FIU, 1991	9
Vernon Jennings vs. West Virginia, 2000	7
14 occasions	6

## STEALS, SEASON

Jerome Scott, 1991-92 (32)	77
Vernon Jennings, 1999-2000 (32)	75
Jerome Scott, 1990-91 (28)	70
Robert Hite, 2003-04 (30)	61
Vernon Jennings, 1998-99 (30)	60
John Salmons, 2001-02 (32)	57
John Salmons, 2000-01 (29)	57
Steven Edwards, 1992-93 (27)	56
Michael Gardner, 1992-93 (27)	52
<b>Shane Larkin, 2011-12 (32)</b>	<b>50</b>
Robert Hite, 2005-06 (34)	50
John Salmons, 1999-2000 (34)	50

## STEALS, CAREER\*

Kevin Norris, 1994-98	208
Vernon Jennings, 1996-00	199
John Salmons, 1998-02	192
Robert Hite, 2002-06	187
Jerome Scott, 1988-92	187
Jake Morton, 1988-93	167
Kevin Presto, 1985-89	154
Mike Simmons, 1998-03	141
Steven Edwards, 1992-96	138
James Jones, 1999-03	137
Dennis Burns, 1985-89	136
Darius Rice, 2000-04	129
Tim James, 1995-99	127
Guillermo Diaz, 2003-06	123
Eric Brown, 1985-89	122

## BLOCKED SHOTS, GAME

Anthony King vs. Florida Atlantic, 2004	13
James Jones vs. FIU, 2001	8
Tim James vs. West Virginia, 1996	8
Constantin Popa vs. Florida Atlantic, 1992	8
Anthony King vs. Marist, 2008	7
James Jones vs. North Carolina, 2003	7
James Jones vs. Florida Atlantic, 2000	7
Constantin Popa vs. St. John's, 1995	7
Constantin Popa vs. Beth.-Cookman, 1993	7
Tito Horford vs. South Carolina, 1987	7

## BLOCKED SHOTS, SEASON

Anthony King, 2004-05 (29)	86
Constantin Popa, 1992-93 (27)	85
Tito Horford, 1987-88 (30)	80
James Jones, 2001-02 (32)	78
Anthony King, 2005-06 (34)	65
Tim James, 1998-99 (30)	65
Tim James, 1996-97 (29)	64
Constantin Popa, 1991-92 (32)	64
Constantin Popa, 1993-94 (27)	59
Constantin Popa, 1994-95 (28)	55

## BLOCKED SHOTS, CAREER\*

Constantin Popa, 1991-95	263
Tim James, 1995-99	224
Anthony King, 2003-08	219
James Jones, 1999-03	192
Tito Horford, 1986-88	125
Dennis Burns, 1985-89	123
Elton Tyler, 1997-2000, 2001-02	114
Jimmy Graham, 2005-09	104
Dwayne Wimbley, 1997-01	96
Gary Hamilton, 2002-06	85
Joe Wylie, 1988-91	84
Eric Brown, 1985-89	84
John Salmons, 1998-02	81

## PERSONAL FOULS, SEASON

<b>Reggie Johnson, 2010-11 (36)</b>	<b>116</b>
Hammie Ward, 1991-92 (32)	115
Constantin Popa, 1992-93 (27)	103
Constantin Popa, 1991-92 (32)	101
Kevin O'Riordan, 1970-71 (26)	101
Mike Hutslar, 1969-70 (23)	100
Ron Godfrey, 1960-61 (27)	100
Ron Godfrey, 1959-60 (27)	99
Jimmy Graham, 2007-08 (32)	98
Gary Hamilton, 2005-06 (34)	96
Tim Harvey, 1985-86 (27)	94

## PERSONAL FOULS, CAREER

Constantin Popa, 1991-95	375
Eric Brown, 1985-89	332
John Salmons, 1998-02	316
Hammie Ward, 1989-93	311
Jake Morton, 1988-93	308
Mario Bland, 1996-00	305
Gary Hamilton, 2002-06	297
Jimmy Graham, 2005-09	290
Ron Godfrey, 1958-61	283
Kevin Presto, 1985-89	277
Vernon Jennings, 1996-00	269

## DISQUALIFICATIONS, SEASON

Bill Soens, 1967-68 (28)	9
Bill Soens, 1966-67 (26)	9
Ron Godfrey, 1960-61 (27)	9
Hammie Ward, 1990-91 (28)	8
Tim Harvey, 1985-86 (27)	8
Mike Hutslar, 1969-70 (23)	8
Mike Hutslar, 1968-69 (24)	8
Rusty Parker, 1965-66 (26)	8
Ed Morris, 1956-57 (26)	8
Ed Morris, 1955-56 (26)	8

## DISQUALIFICATIONS, CAREER

Mike Hutslar, 1967-70	25
Rusty Parker, 1965-68	21
Edwin Morris, 1955-58	20
Hammie Ward, 1989-93	18
Bill Soens, 1966-68	18
Eric Brown, 1985-89	18
Constantin Popa, 1991-95	18
Ron Godfrey, 1958-61	16
Willie Allen, 1968-71	15
Mark Richardson, 1985-89	15

## GAMES STARTED, SEASON

<b>Malcolm Grant, 2010-11 (36)</b>	<b>36</b>
<b>Durand Scott, 2010-11 (36)</b>	<b>35</b>
<b>Reggie Johnson, 2010-11 (36)</b>	<b>34</b>
Anthony King, 2007-08 (34)	34
Anthony King, 2005-06 (34)	34
Guillermo Diaz, 2005-06 (34)	34
Robert Hite, 2005-06 (34)	34
Mario Bland, 1999-2000 (34)	34
Elton Tyler, 1999-2000 (34)	34
John Salmons, 1999-2000 (34)	34

# Individual Records

## GAMES STARTED, CAREER\*

Darius Rice, 2000-04	113
Robert Hite, 2002-06	109
Kevin Norris, 1994-98	108
John Salmons, 1998-2002	106
Eric Brown, 1985-89	106
Anthony King, 2003-08	105
Alex Fraser, 1993-97	98
Mario Bland, 1998-00	97
<b>Durand Scott, 2009-present</b>	<b>93</b>
Steven Edwards, 1992-96	91
Kevin Presto, 1985-89	91

## CONSECUTIVE GAMES STARTED, CAREER\*

Kevin Norris, 1994-98	108
John Salmons, 1998-2002	106
James Jones, 1999-2003	89
Jerome Scott, 1990-92	72
Anthony King, 2004-06	71
Guillermo Diaz, 2003-06	69
Alex Fraser, 1994-96	67
Tim James, 1997-99	61
James Jones, 1999-2003	61
Mario Bland, 1998-2000	58

\*-years listed are the years of the consecutive starts

## GAMES PLAYED, CAREER

Brian Asbury, 2005-09	130
Anthony King, 2003-08	126
Elton Tyler, 1997-00, 2001-02	124
John Salmons, 1998-2002	124
James Jones, 1999-2003	122
Robert Hite, 2002-06	121
Kevin Presto, 1985-89	121
Jimmy Graham, 2005-09	120
Mario Bland, 1996-2000	120
Eric Brown, 1985-89	120

## MINUTES PLAYED, SEASON

Guillermo Diaz, 2005-06 (34)	1,196
<b>Durand Scott, 2010-11 (36)</b>	<b>1,182</b>
Malcolm Grant, 2010-11 (36)	1,165
Robert Hite, 2005-06 (34)	1,127
Vernon Jennings, 1999-00 (32)	1,117
Jerome Scott, 1991-92 (32)	1,108
John Salmons, 1999-00 (34)	1,104
Johnny Hemsley, 1998-99 (30)	1,078
John Salmons, 2001-02 (32)	1,077
Johnny Hemsley, 1999-00 (30)	1,075

## MINUTES PLAYED, CAREER\*

John Salmons, 1998-2002	3,786
Eric Brown, 1985-89	3,761
Darius Rice, 2000-04	3,727
Robert Hite, 2002-06	3,566
Kevin Presto, 1985-89	3,453
Tim James, 1995-99	3,371
James Jones, 1999-2003	3,351
Kevin Norris, 1994-98	3,255
Dennis Burns, 1985-89	3,176
Johnny Hemsley, 1996-2000	3,170

## 20-POINT GAMES, SEASON

Eric Brown, 1988-89 (31)	24
Rick Barry, 1964-65 (26)	24
Rick Barry, 1963-64 (27)	24
Don Curnutt, 1969-70 (25)	21
Don Curnutt, 1968-69 (24)	21
Don Curnutt, 1967-68 (28)	19
Mike Wittman, 1966-67 (27)	17
Dick Hickox, 1959-60 (27)	17
Jack McClinton, 2008-09 (32)	16
Joe Wylie, 1990-91 (28)	15

## 20-POINT GAMES, CAREER

Rick Barry, 1962-65	61
Don Curnutt, 1967-70	61
Eric Brown, 1985-89	54
Dick Hickox, 1958-61	41
Jack McClinton, 2006-09	37
Darius Rice, 2000-04	35
Mike Wittman, 1964-67	33
Johnny Hemsley, 1996-00	29
Joe Wylie, 1988-91	29
Tim James, 1995-99	28
Ron Godfrey, 1958-61	28
Willie Allen, 1968-71	28

## 30-POINT GAMES, SEASON

Rick Barry, 1963-64 (27)	19
Rick Barry, 1964-65 (26)	18
Don Curnutt, 1968-69 (24)	11
Don Curnutt, 1969-70 (25)	10
Eric Brown, 1988-89 (31)	9
Rusty Parker, 1967-68 (28)	5
Don Curnutt, 1967-68 (28)	4
Mike Wittman, 1966-67 (26)	4
John Dampier, 1963-64 (27)	4
Dick Hickox, 1959-60 (27)	4

# Annual Leaders - Scoring / Rebounding

## OPPONENT INDIVIDUAL SINGLE-GAME HIGHS

<b>Points</b>	<b>58</b>
Danny Ferry (Duke) 12/10/88	
<b>Field Goals Made</b>	<b>23</b>
Danny Ferry (Duke) 12/10/88	
<b>Field Goals Attempted</b>	<b>31</b>
Victor Page (Georgetown) 3/6/97	
<b>FG%</b>	<b>1.000 (11-11)</b>
Hakim Warrick (Syracuse) 2/14/04	
<b>3-PT FGM</b>	<b>9</b>
Lewis Clinch (Georgia Tech) 3/4/09	
Mike Hargett (George Mason) 11/23/90	
<b>3-PT FGA</b>	<b>20</b>
Terrell Stoglin (Maryland) 2/1/12	
<b>3-PT FG%</b>	<b>1.000 (5-5)</b>
Jerry McCullough (Pittsburgh) 1/12/94	
<b>Free Throws Made</b>	<b>17</b>
Jason Lawson (Villanova) 3/5/94	
Troy Bell (Boston College) 1/13/01	
C.J. Harris (Wake Forest) 2/9/11	
<b>Free Throws Attempted</b>	<b>21</b>
Jason Lawson (Villanova) 3/5/94	
<b>FT%</b>	<b>1.000 (17-17)</b>
Troy Bell (Boston College) 1/13/01	
<b>Rebounds</b>	<b>24</b>
Darrell Coleman (South Florida) 3/1/88	
<b>Assists</b>	<b>14</b>
Tommy Amaker (Duke) 2/19/86	
Brandon Knight (Pittsburgh) 3/8/02	
<b>Turnovers</b>	<b>11</b>
Zlatko Savovic (Lehigh) 12/27/01	
<b>Blocked Shots</b>	<b>13</b>
Kyle Davis (Auburn) 3/14/01	
<b>Steals</b>	<b>8</b>
Eric Murdock (Providence) 1/27/88	

Only seven players in program history have led the Hurricanes in scoring at least three-straight seasons: John Tobin (1940, 41, 42), Dick Hickox (1959, 60, 61), Don Curnutt (1968, 69, 70), Eric Brown (1986, 87, 88, 89), Tim James (1997, 98, 99), Darius Rice (2001, 02, 03, 04) and Jack McClinton (2007, 08, 09).

Year	Player	FG	FT	Pts
1926-27	No record available			
1927-28	Rodger Ashman			169
1928-29	Rodger Ashman	49	18	116
1929-31	No record available			
1931-32	Polger	71	25	167
1932-38	No team			
1938-39	No record available			
1939-40	John Tobin	86	24	196
1940-41	John Tobin	71	27	169
1941-42	John Tobin	91	39	221
1943-45	No records available			
1945-46	Louis Edwards	53	17	123
1946-47	Bob Campbell	164	39	367
1947-48	Abe Friedman	92	37	221
1948-49	Bob Campbell	164	39	367
1949-50	Mackey MacDonald	134	48	316
1950-51	Sy Chadroff	107	54	268
1951-52	Sy Chadroff	180	999	459
1952-53	Howard Keene	112	126	350
1953-54	Willie Schayowitz	95	37	227
1954-55	Dick Miani	114	73	301
1955-56	Dick Miani	186	139	511
1956-57	Gene Stage	158	145	461
1957-58	Gene Stage	137	79	353
1958-59	Dick Hickox	161	131	453
1959-60	Dick Hickox	219	158	596
1960-61	Dick Hickox	180	120	480
1961-62	Mike McCoy	199	80	478
1962-63	Mike McCoy	237	80	554
1963-64	Rick Barry	314	242	870
1964-65	Rick Barry	340	293	973
1965-66	Mike Wittman	208	151	567
1966-67	Mike Wittman	219	147	585
1967-68	Don Curnutt	268	99	635
1968-69	Don Curnutt	262	138	662
1969-70	Don Curnutt	283	143	709
1970-71	Willie Allen	184	129	497
1972-85	No team			
1985-86	Eric Brown	174	112	460
1986-87	Eric Brown	183	114	460
1987-88	Eric Brown	193	161	551
1988-89	Eric Brown	255	246	765
1989-90	Joe Wylie	210	91	514
1990-91	Joe Wylie	186	143	515
1991-92	Jerome Scott	100	122	371
1992-93	Steven Edwards	127	97	430
1993-94	Jamal Johnson	102	53	257
1994-95	Steven Edwards	102	91	359
1995-96	Steven Edwards	114	68	361
1996-97	Tim James	165	73	405
1997-98	Tim James	184	97	469
1998-99	Tim James	215	115	557
1999-00	Johnny Hemsley	194	90	542
2000-01	Darius Rice	140	67	409
2001-02	Darius Rice	155	92	478
2002-03	Darius Rice	170	99	506
2003-04	Darius Rice	166	85	472
2004-05	Guillermo Diaz	190	97	538
2005-06	Guillermo Diaz	194	120	586
2006-07	Jack McClinton	163	102	519
2007-08	Jack McClinton	179	114	566
2008-09	Jack McClinton	200	116	617
2009-10	James Dews	147	35	381
2010-11	Malcolm Grant	158	122	532
2011-12	Durand Scott	136	97	388

Year	Player	off	def	total
1950-51	Howard Keene	---	---	271
1951-52	Howard Keene	---	---	218
1952-54	No record available			
1954-55	Ken Ryskamp	---	---	181
1955-56	Ed Morris	---	---	322
1956-57	Ed Morris	---	---	246
1957-58	Dick Berghoff	---	---	278
1958-59	Harry Manushaw	---	---	372
1959-60	Harry Manushaw	---	---	321
1960-61	Ron Godfrey	---	---	256
1961-62	Mike McCoy	---	---	338
1962-63	Rick Barry	---	---	351
1963-64	Rick Barry	---	---	448
1964-65	Rick Barry	---	---	475
1965-66	Mike Wittman	---	---	260
1966-67	Billy Soens	---	---	330
1967-68	Billy Soens	---	---	299
1968-69	Wayne Canaday	---	---	319
1969-70	Wayne Canaday	---	---	327
1970-71	Willie Allen	---	---	316
1972-85	No team			
1985-86	Eric Brown	---	---	208
1986-87	Tito Horford	59	178	241
1987-88	Tito Horford	65	206	271
1988-89	Eric Brown	81	168	249
1989-90	Joe Wylie	89	177	266
1990-91	Joe Wylie	110	169	279
1991-92	Constantin Popa	64	88	152
1992-93	Constantin Popa	76	121	197
1993-94	Constantin Popa	57	105	162
1994-95	Constantin Popa	76	114	190
1995-96	Steve Rich	70	90	160
1996-97	Tim James	88	108	196
1997-98	Tim James	90	173	263
1998-99	Tim James	83	163	246
1999-00	Mario Bland	90	147	237
2000-01	John Salmons	62	111	173
2001-02	James Jones	65	138	203
2002-03	James Jones	52	117	169
2003-04	Darius Rice	55	123	178
2004-05	Anthony King	91	134	231
2005-06	Anthony King	104	132	236
2006-07	Dwayne Collins	105	102	207
2007-08	Anthony King	83	156	239
2008-09	Dwayne Collins	95	132	227
2009-10	Dwayne Collins	85	140	225
2010-11	Reggie Johnson	126	221	347
2011-12	Kenny Kadji	58	112	170

# Team Leaders - Assists / Blocked Shots / Steals

Year	Player	Assists
1985-86	Bryan Hughes	129
1986-87	Kevin Presto	117
1987-88	Thomas Hocker	136
1988-89	Thomas Hocker	109
1989-90	Thomas Hocker	139
1990-91	Jerome Scott	111
1991-92	Michael Gardner	98
1992-93	Michael Gardner	154
1993-94	Torey McCormick	85
1994-95	Kevin Norris	102
1995-96	Kevin Norris	111
1996-97	Kevin Norris	142
1997-98	Kevin Norris	138
1998-99	Vernon Jennings	167
1999-00	Vernon Jennings	218
2000-01	John Salmons	115
2001-02	John Salmons	195
2002-03	Armondo Surratt	93
2003-04	Armondo Surratt	121
2004-05	Anthony Harris	133
2005-06	Guillermo Diaz	97
2006-07	Anthony Harris	110
2007-08	Lance Hurdle	82
	Jack McClinton	82
2008-09	Jack McClinton	91
2009-10	Malcolm Grant	117
2010-11	Malcolm Grant	115
<b>2011-12</b>	<b>Durand Scott</b>	<b>93</b>

Year	Player	Blocks
1985-86	Tim Harvey	46
1986-87	Tito Horford	45
1987-88	Tito Horford	80
1988-89	Dennis Burns	36
1989-90	Joe Wylie	32
1990-91	Joe Wylie	37
1991-92	Constantin Popa	64
1992-93	Constantin Popa	85
1993-94	Constantin Popa	59
1994-95	Constantin Popa	55
1995-96	Tim James	50
1996-97	Tim James	64
1997-98	Tim James	45
1998-99	Tim James	65
1999-00	Elton Tyler	34
2000-01	Dwayne Wimbley	48
2001-02	James Jones	78
2002-03	James Jones	50
2003-04	Gary Hamilton	26
2004-05	Anthony King	86
2005-06	Anthony King	65
2006-07	Brian Asbury	20
2007-08	Anthony King	48
2008-09	Jimmy Graham	36
2009-10	Dwayne Collins	32
<b>2010-11</b>	<b>Reggie Johnson</b>	<b>45</b>
<b>2011-12</b>	<b>Kenny Kadji</b>	<b>51</b>

Year	Player	Steals
1985-86	Bryan Hughes	42
1986-87	Kevin Presto	44
1987-88	Dennis Burns	48
1988-89	Eric Brown	44
1989-90	Jake Morton	45
1990-91	Jerome Scott	70
1991-92	Jerome Scott	77
1992-93	Steven Edwards	56
1993-94	Torey McCormick	43
1994-95	Kevin Norris	49
1995-96	Kevin Norris	45
1996-97	Clifton Clark	47
1997-98	Kevin Norris	68
1998-99	Vernon Jennings	60
1999-00	Vernon Jennings	75
2000-01	John Salmons	57
2001-02	John Salmons	57
2002-03	James Jones	44
2003-04	Robert Hite	61
2004-05	Robert Hite	45
2005-06	Robert Hite	50
2006-07	Brian Asbury	46
2007-08	James Dews	28
2008-09	Dwayne Collins	31
<b>2009-10</b>	<b>Durand Scott</b>	<b>41</b>
<b>2010-11</b>	<b>Durand Scott</b>	<b>43</b>
<b>2011-12</b>	<b>Shane Larkin</b>	<b>50</b>

\* Did not become an official NCAA statistic until 1985-86



# Year-by-Year Stats

	FG-FGA	Pct	3FG-FGA	Pct	FT-FTA	Pct	Reb	Avg	PF-DQ	A	TO	Blk	Stl	Pts-Avg
1955-56 Miami	789-2043	.386	—	—	592-839	.706	1271	48.9	545-30	—	—	—	—	2170-83.5
Opponents	759-1976	.384	—	—	597-909	.657	1121	42.9	503-16	—	—	—	—	2115-81.3
1956-57 Miami	691-1892	.365	—	—	647-914	.708	1198	46.1	531-24	—	—	—	—	2029-78.0
Opponents	786-1980	.396	—	—	595-880	.676	1343	51.6	546-23	—	—	—	—	2167-83.3
1957-58 Miami	654-1636	.399	—	—	433-623	.697	999	45.4	419-12	—	—	—	—	1741-79.1
Opponents	625-1640	.381	—	—	391-585	.668	943	42.8	435-20	—	—	—	—	1641-74.6
1958-59 Miami	808-1910	.421	—	—	574-825	.696	1252	50.1	510-19	—	—	—	—	2190-87.6
Opponents	769-2004	.384	—	—	481-817	.671	1029	41.1	565-30	—	—	—	—	2029-80.8
1959-60 Miami	882-1961	.449	—	—	663-897	.739	1478	54.7	562-19	—	—	—	—	2427-89.9
Opponents	828-2034	.407	—	—	536-793	.676	1398	51.8	619-36	—	—	—	—	2192-81.2
1960-61 Miami	888-1924	.462	—	—	454-679	.671	1395	51.5	509-20	—	—	—	—	2230-82.6
Opponents	766-1891	.405	—	—	504-721	.699	1208	45.1	501-17	—	—	—	—	2036-75.4
1961-62 Miami	841-1994	.421	—	—	387-567	.683	1434	55.2	492-26	—	—	—	—	2069-79.7
Opponents	803-1875	.426	—	—	439-666	.659	1198	46.1	431-13	—	—	—	—	2045-78.7
1962-63 Miami	982-2151	.457	—	—	545-739	.738	1559	55.7	490-14	—	—	—	—	2509-89.6
Opponents	880-2051	.435	—	—	441-651	.678	1155	41.2	532-30	—	—	—	—	2201-78.6
1963-64 Miami	991-2194	.452	—	—	593-780	.760	1483	54.9	545-19	—	—	—	—	2575-95.4
Opponents	946-2060	.459	—	—	460-707	.645	1268	46.9	577-33	—	—	—	—	2352-87.1
1964-65 Miami	958-2077	.461	—	—	642-807	.796	1462	55.2	521-18	—	—	—	—	2558-98.4
Opponents	865-1970	.436	—	—	460-680	.677	1145	44.0	588-32	—	—	—	—	2190-84.2
1965-66 Miami	850-1920	.437	—	—	571-806	.709	1363	52.4	539-21	—	—	—	—	2271-87.3
Opponents	855-1971	.434	—	—	498-751	.663	1299	50.0	581-27	—	—	—	—	2208-84.9
1965-66 Miami	850-1920	.437	—	—	571-806	.709	1363	52.4	539-21	—	—	—	—	2271-87.3
Opponents	855-1971	.434	—	—	498-751	.663	1299	50.0	581-27	—	—	—	—	2208-84.9
1966-67 Miami	809-1814	.444	—	—	514-712	.722	1333	51.3	490-26	—	—	—	—	2126-81.8
Opponents	831-1839	.452	—	—	429-629	.682	1081	41.7	499-27	—	—	—	—	2091-80.4
1967-68 Miami	905-1936	.467	—	—	558-765	.729	1337	47.8	531-30	—	—	—	—	2368-84.6
Opponents	937-2138	.438	—	—	545-788	.691	1345	48.0	532-18	—	—	—	—	2419-86.4
1968-69 Miami	777-1731	.444	—	—	431-607	.710	1238	51.6	492-23	—	—	—	—	1985-82.0
Opponents	777-1702	.457	—	—	494-684	.722	1017	41.1	448-15	—	—	—	—	2048-85.0
1969-70 Miami	911-2069	.442	—	—	471-684	.692	1289	49.5	527-26	—	—	—	—	2293-88.2
Opponents	992-2051	.484	—	—	537-743	.723	1347	51.8	518-13	—	—	—	—	2521-96.9
1970-71 Miami	849-1954	.435	—	—	445-723	.616	1270	48.8	542-22	—	—	—	—	2143-82.4
Opponents	909-1893	.480	—	—	555-793	.669	1335	51.3	544-19	—	—	—	—	2373-91.3
1985-86 Miami	805-1692	.476	—	—	396-603	.657	1059	37.8	468-22	453	441	109	156	2006-71.6
Opponents	902-1910	.472	—	—	327-500	.654	1061	37.9	545-18	499	356	54	228	2131-76.1
1986-87 Miami	869-1922	.452	127-332	.383	467-686	.681	363-791-1263	40.7	609-24	491	534	128	169	2332-75.2
Opponents	857-1954	.439	151-370	.408	470-710	.662	333-698-1150	37.1	621-29	435	433	48	282	2335-75.3
1987-88 Miami	897-1826	.491	132-374	.353	527-736	.716	306-771-1151	37.1	558-9	542	563	175	198	2453-79.1
Opponents	922-2104	.438	116-338	.343	440-645	.682	431-668-1190	38.4	618-12	475	472	60	288	5400-77.4
1988-89 Miami	1024-2083	.492	173-496	.349	588-832	.707	317-739-1164	37.5	678-23	583	513	102	287	2809-90.6
Opponents	1040-2129	.488	146-385	.379	552-838	.659	419-772-1302	42.0	666-23	516	542	62	256	2778-89.6
1989-90 Miami	737-1723	.428	169-460	.367	371-572	.649	283-582-962	34.4	518-16	406	407	77	245	2014-71.9
Opponents	800-1688	.474	117-328	.357	415-606	.685	320-710-1146	40.9	506-22	407	471	71	163	2132-76.1

# Year-by-Year Stats

	FG-FGA	Pct	3FG-FGA	Pct	FT-FTA	Pct	Reb	Avg	PF-DQ	A	TO	Blk	Stl	Pts-Avg
1990-91 Miami Opponents	729-1657 770-1624	.440 .474	145-386 142-426	.376 .333	424-604 396-590	.702 .671	333-542-1002 298-556-985	35.8 35.2	524-24 551-16	381 425	458 442	86 84	230 190	2027-72.4 2078-74.2
1991-92 Miami Opponents	671-1692 709-1627	.397 .436	128-404 168-446	.314 .377	471-736 574-857	.640 .670	375-591-1098 431-710-1141	34.3 35.7	701-8 645-7	372 440	500 516	131 129	259 248	1941-60.7 2160-67.5
1992-93 Miami Opponents	692-1600 683-1543	.433 .443	186-521 138-356	.357 .388	359-599 500-721	.599 .693	392-586-978 389-664-1050	36.2 38.9	575-21 534-9	449 397	421 434	128 88	421 204	1929-71.4 2004-74.2
1993-94 Miami Opponents	638-1523 645-1626	.419 .397	138-428 172-466	.322 .369	276-472 447-661	.585 .676	382-685-1067 412-616-1028	39.5 38.1	537-15 483-14	413 388	543 371	141 97	191 286	1690-62.6 1909-70.7
1994-95 Miami Opponents	653-1627 658-1637	.401 .402	155-486 177-546	.319 .324	370-568 395-590	.651 .669	406-683-1089 410-664-1074	38.9 38.4	542-15 526-20	377 368	485 446	123 87	218 249	1831-64.5 1888-67.4
1995-96 Miami Opponents	667-1577 662-1601	.423 .413	145-455 186-514	.319 .362	404-642 363-539	.629 .673	411-676-1087 370-630-1000	38.8 35.7	542-10 566-19	392 363	477 451	121 87	224 229	1883-67.3 1873-66.9
1996-97 Miami Opponents	695-1169 632-1662	.416 .380	107-360 146-507	.297 .288	390-603 411-617	.647 .666	414-691-1105 445-681-1126	38.1 38.8	560-17 558-18	406 314	488 488	173 97	235 243	1887-65.1 1821-62.8
1997-98 Miami Opponents	735-1669 634-1672	.440 .379	114-397 165-571	.287 .289	378-572 403-622	.661 .648	388-732-1120 422-660-1082	40.0 38.6	563-11 521	395 352	496 502	120 72	259 241	1962-70.1 1836-65.6
1998-99 Miami Opponents	791-1671 695-1810	.473 .384	123-369 193-614	.333 .314	473-677 367-570	.699 .644	389-791-1180 429-607-1036	39.3 34.5	521-8 587	458 368	575 530	158 81	259 315	2178-72.6 1950-65.0
1999-00 Miami Opponents	849-1971 741-1883	.431 .394	132-440 190-637	.300 .298	516-690 455-669	.748 .680	489-793-1282 467-738-1205	37.7 35.4	615-10 639	498 406	504 615	126 110	286 232	2346-69.0 2127-62.6
2000-01 Miami Opponents	713-1728 677-1576	.413 .430	206-595 187-541	.346 .346	407-568 422-597	.717 .707	396-628-1024 372-711-1083	35.3 37.3	567-10 539	409 392	434 553	137 144	257 219	2039-70.3 1963-67.7
2001-02 Miami Opponents	818-1902 754-1885	.430 .400	236-684 208-673	.345 .309	523-678 440-652	.771 .675	388-786-1174 453-780-1233	36.7 38.5	593-5 609	525 401	460 554	190 121	285 236	2395-74.8 2156-67.4
2002-03 Miami Opponents	692-1627 664-1523	.425 .436	171-513 183-503	.333 .364	401-559 413-597	.717 .692	370-648-1018 318-653-971	36.4 34.7	557-11 517	393 348	463 497	119 113	272 240	1956-69.9 1924-68.7
2003-04 Miami Opponents	793-1765 736-1629	.449 .452	177-523 155-454	.338 .341	385-546 440-647	.705 .680	387-673-1060 343-674-1017	35.5 33.9	572-10 514	406 409	462 514	105 111	256 243	2148-71.6 2067-68.9
2004-05 Miami Opponents	761-1768 724-1700	.430 .426	197-561 236-653	.351 .361	352-523 336-508	.673 .661	433-714-1147 355-669-1024	39.6 35.3	484-11 503-7	337 369	376 398	139 117	209 170	2071-71.4 2020-69.7
2005-06 Miami Opponents	825-1895 728-1756	.435 .415	218-625 245-663	.349 .370	440-631 512-711	.697 .720	446-741-1187 386-722-1108	34.9 32.6	603-10 584-5	399 447	421 479	135 126	241 192	2308-67.9 2213-65.1
2006-07 Miami Opponents	833-1916 779-1681	.435 .463	208-588 259-677	.354 .383	405-577 515-742	.702 .694	451-673-1124 341-721-1062	35.1 33.2	624-18 588-9	398 460	405 442	93 136	202 171	2279-71.2 2332-72.9
2007-08 Miami Opponents	867-1985 803-1972	.437 .407	236-613 239-677	.385 .353	572-766 464-695	.747 .668	433-860-1293 432-790-1222	38.0 35.9	638-12 678-17	451 400	454 494	157 136	202 218	2542-74.8 2309-67.9
2008-09 Miami Opponents	796-1865 738-1863	.427 .396	251-682 226-703	.368 .321	482-706 421-579	.683 .727	463-809-1272 378-729-1107	39.8 34.6	539-8 618-18	406 427	427 412	122 125	194 205	2325-72.7 2123-66.3
2009-10 Miami Opponents	843-1820 737-1813	.463 .407	245-670 210-635	.366 .331	459-677 452-645	.678 .701	385-801-1186 371-711-1082	35.9 32.8	573-12 584-14	461 417	464 448	146 105	229 239	2390-72.4 2136-64.7
2010-11 Miami Opponents	872-1955 833-1999	.446 .417	283-750 245-693	.377 .354	552-761 522-756	.725 .690	429-879-1308 400-771-1171	36.3 32.5	650-17 674-14	416 447	498 430	124 120	203 255	2579-71.6 2433-67.6
2011-12 Miami Opponents	814-1890 778-1847	.431 .421	250-714 209-641	.350 .326	454-630 416-609	.721 .683	372-775-1147 381-771-1152	34.8 34.9	539-14 576-16	392 410	382 436	118 120	210 200	2332-70.7 2181-66.1

# Overtime Games / 100-Point Games

## OVERTIME GAMES (32-37)

Date	Opponent	W/L	Score
12/29/48	Princeton	L (2OT)	55-62
1/12/51	Tampa	L (OT)	75-77
2/6/51	La Salle	W (OT)	77-75
2/13/54	at Fla Southern	W (2OT)	77-70
12/30/58	Miami (Ohio)	L (OT)	87-89
1/2/60	South Carolina	W (OT)	107-106
1/13/60	at Jacksonville	W (OT)	78-70
1/4/61	Miami (Ohio)	W (2OT)	102-100
1/13/61	at Jacksonville	W (OT)	93-84
1/6/62	Oklahoma City	L (OT)	113-118
11/30/62	Florida	W (OT)	91-87
1/12/62	at Florida State	L (OT)	74-77
12/14/63	at Nevada	W (OT)	81-78
12/28/63	vs. Syracuse	L (OT)	85-86
2/15/64	at Loyola (N.O.)	W (OT)	97-90
12/28/65	Louisville	L (OT)	84-85
2/1/69	Morehead State	W (OT)	92-91
3/1/69	Florida State	L (OT)	86-89
2/13/70	at Pepperdine	L (OT)	90-93
2/19/71	vs. Oklahoma City	L (OT)	91-94
1/29/71	at Fla Southern	L (OT)	95-96
1/18/86	Arizona	L (OT)	74-81
12/29/86	vs. Yale	W (OT)	78-75
1/24/87	Marquette	W (OT)	91-89
1/31/87	at San Diego St	W (OT)	83-82
2/1/88	vs. Marist	W (OT)	79-76
2/4/88	Monmouth	L (OT)	62-64
1/3/89	at Rutgers	W (OT)	99-94
2/6/89	South Florida	W (2OT)	106-104
1/1/90	at George Mason	W (OT)	101-91
1/18/90	Florida State	W (2OT)	101-97
12/19/90	at SMU	L (2OT)	88-93
12/27/90	vs. Miami (Ohio)	L (2OT)	99-101
2/11/91	Memphis State	L (OT)	82-83
3/4/92	Seton Hall	L (OT)	82-90
2/25/95	at Boston College	W (OT)	77-71
2/28/95	Pittsburgh	W (OT)	76-68
12/23/95	Clemson	L (OT)	52-66
2/20/96	at St. John's	W (2OT)	96-91
1/18/97	Georgetown	W (OT)	68-65
3/5/97	vs. St. John's	W (OT)	76-68
1/20/99	Connecticut	L (OT)	68-70
3/5/00	St. John's	W (OT)	74-70
1/15/02	Pittsburgh	W (OT)	76-69
1/19/02	Providence	W (2OT)	102-96
3/7/02	vs. Georgetown	W (OT)	84-76
12/3/02	at Florida Atlantic	L (OT)	73-74
12/21/02	vs. Florida	L (2OT)	93-94
1/4/03	North Carolina	W (OT)	64-61
1/11/03	at Connecticut	L (OT)	80-83
2/8/03	Villanova	L (OT)	67-72
1/10/04	Pittsburgh	L (2OT)	80-84
1/31/04	Georgetown	L (OT)	80-87
2/4/04	at Rutgers	L (OT)	70-72
2/11/04	Boston College	L (OT)	72-74
11/27/04	vs. Xavier	L (OT)	70-83
2/6/05	Maryland	W (OT)	75-73
1/29/06	at Florida State	W (OT)	84-78
2/8/06	NC State	L (2OT)	77-86
2/28/07	at Clemson	L (OT)	70-74
3/3/07	Florida State	L (OT)	90-98
3/9/07	vs. Boston College	L (OT)	71-74
1/19/08	at NC State	L (OT)	77-79
3/8/08	at Florida State	L (OT)	72-75
1/25/09	Virginia Tech	L (OT)	83-88
1/27/09	at NC State	L (OT)	81-84
2/7/09	at Duke	L (OT)	75-78
2/5/11	vs. Virginia	W (OT)	70-68
3/10/11	vs. Virginia	W (OT)	69-62
11/25/11	at Ole Miss	L (OT)	61-64
12/17/11	vs. FAU	W (2OT)	93-90
2/1/12	Maryland	W (2OT)	90-86
2/5/12	at Duke	W (OT)	78-74

## MIAMI 100-POINT GAMES

Date	Opponent	W/L	UM	Opp.	Date	Opponent	W/L	UM	Opp.	Date	Opponent	W/L	UM	Opp.
1/9/52	Florida Southern	W	106	43	1/28/64	at Rollins	W	127	85	2/7/70	Florida A&M	W	118	111
1/17/55	Tampa	W	103	76	1/29/64	at Tampa	W	134	104	2/17/70	La Salle	W	103	96
2/17/55	at Tampa	W	105	89	2/4/64	Jacksonville	W	117	92	1/8/71	at Florida State	L	106	114
1/24/57	Kentucky Wesleyan	W	100	95	2/18/64	Florida Southern	W	120	79	2/27/71	Florida State	W	100	94
1/8/58	Stetson	W	103	80	12/1/64	Tampa	W	136	119	1/31/86	vs. Brooklyn College	W	102	93
12/3/58	Rollins	W	104	87	1/13/65	Florida Southern	W	124	93	1/9/87	vs. PR-Rio Piedras	W	111	64
12/5/58	Tampa	W	113	71	1/16/65	Jacksonville	W	127	99	2/18/87	Florida International	W	102	81
12/8/58	Florida Southern	W	107	80	1/23/65	at Rollins	W	128	92	2/28/87	Coppin State	W	115	76
1/31/59	Western Kentucky	W	109	95	1/30/65	Oklahoma City	W	115	92	12/21/87	Alabama State	W	110	107
2/23/59	Morehead State	W	102	85	2/2/65	Miami (Ohio)	W	115	95	12/29/87	vs. American	W	104	70
12/1/59	Rollins	W	110	86	2/9/65	Tampa	W	141	110	3/5/88	UCF	W	100	80
12/3/59	Jacksonville	W	106	98	2/13/65	Loyola (La.)	W	115	86	11/25/88	MD-Eastern Shore	W	108	80
12/28/59	Brigham Young	W	110	93	2/20/65	Houston	W	103	91	11/28/88	Oral Roberts	W	108	103
1/2/60	South Carolina	W (OT)	107	106	2/23/65	Rollins	W	148	79	12/10/88	Duke	L	102	117
2/18/60	Florida Southern	W	121	85	12/1/65	Tampa	W	120	91	12/16/88	Long Island Univ.	W	102	66
2/22/60	Kentucky Wesleyan	W	104	95	12/18/65	Ohio University	W	105	100	12/28/88	vs. Pennsylvania	W	102	69
2/27/60	Florida State	W	107	89	1/28/66	at Florida Southern	W	101	80	1/28/89	Marquette	W	106	90
1/4/61	Miami (Ohio)	W (2OT)	102	100	2/12/66	Jacksonville	W	117	104	2/4/89	Brigham Young	W	107	86
2/1/61	Rollins	W	103	75	2/28/66	Florida State	W	112	90	2/6/89	South Florida	W (2OT)	106	104
2/18/61	at Tampa	W	108	99	3/5/66	La Salle	W	108	102	2/8/89	Tennessee Tech	W	111	101
1/6/62	Oklahoma City	L (OT)	113	118	1/10/67	Oklahoma City	W	111	109	2/22/89	at Texas	L	104	123
12/13/62	Florida Southern	W	116	93	1/14/67	Jacksonville	W	106	86	3/2/89	Savannah State	W	107	98
1/9/63	at Jacksonville	W	103	91	1/19/67	Florida Southern	W	102	83	1/1/90	at George Mason	W (OT)	101	91
1/30/63	at Rollins	W	120	72	3/1/67	Florida State	W	110	90	1/18/90	Florida State	W (2OT)	101	97
2/5/63	Jacksonville	W	112	105	12/6/67	at Hawaii	W	102	83	2/16/99	Villanova	W	103	82
2/9/63	Louisville	W	112	84	12/12/67	Tampa	W	104	103	11/30/99	Bethune-Cookman	W	102	75
2/12/63	Rollins	W	114	75	12/27/67	Dartmouth	W	100	81	1/19/02	Providence	W (2OT)	102	96
2/18/63	Tampa	W	112	91	12/28/67	New York Univ.	W	102	91	1/3/04	Savannah State	W	105	65
12/3/63	Tampa	W	101	95	1/6/68	Pittsburgh	W	100	84	11/9/07	Florida Southern	W	104	61
12/12/63	at St. Mary's (Calif.)	W	101	86	2/10/68	Florida A&M	W	108	98	11/16/09	Nova Southeastern	W	108	58
12/19/63	Rollins	W	108	90	2/24/68	Creighton	W	106	93					
1/4/64	Rhode Island	W	105	88	1/5/70	Rhode Island	W	105	95					
1/23/64	La Salle	W	121	99	1/23/70	at Florida Southern	W	103	92					

## OPPONENT 100-POINT GAMES

Date	Opponent	W/L	UM	Opp.	Date	Opponent	W/L	UM	Opp.	Date	Opponent	W/L	UM	Opp.
1/25/52	Western Kentucky	L	74	102	3/5/66	La Salle	W	108	102	2/19/86	at Duke	L	82	102
12/21/53	Ohio State	L	81	106	12/3/66	Florida	L	88	113	2/22/86	Notre Dame	L	73	126
2/11/54	at Stetson	L	56	108	1/10/67	Oklahoma City	W	111	109	12/6/86	at North Carolina	L	77	122
2/20/56	Morehead State	L	89	102	2/18/67	Houston	L	86	105	2/26/87	at Florida State	L	84	108
12/3/56	Kentucky	L	75	114	12/7/67	at Hawaii	L	76	110	11/27/87	vs. Michigan	L	76	109
12/8/56	at Akron	L	80	106	12/12/67	Tampa	W	104	103	12/21/87	Alabama State	W	110	107
2/5/59	at Stetson	L	97	110	1/12/68	at Florida State	L	93	122	12/30/87	vs. Purdue	L	82	110
1/2/60	South Carolina	W (OT)	107	106	2/15/68	at Houston	L	64	106	1/6/88	at Duke	L	69	107
3/8/60	vs. Western Ky.	L	84	107	12/6/68	vs. Florida State	L	84	111	2/27/88	DePaul	L	82	101
12/10/60	at Brigham Young	L	80	112	12/7/68	vs. Florida	L	62	111	11/28/88	Oral Roberts	W	108	103
1/4/61	Miami (Ohio)	W (2OT)	102	100	12/12/69	at UCLA	L	69	127	12/10/88	Duke	L	102	117
12/4/61	at Morehead State	L	81	107	1/9/70	at Florida State	L	63	114	12/19/88	at Florida	L	81	101
1/6/62	Oklahoma City	L (OT)	113	118	1/10/70	at Jacksonville	L	87	121	1/7/89	at Georgetown	L	79	112
1/30/62	at Tampa	L	95	113	1/24/70	at Stetson	L	88	116	1/24/89	Providence	L	91	106
2/10/62	Loyola (La.)	L	70	113	1/29/70	at Tulane	L	90	105	2/1/89	New Mexico	L	93	110
2/5/63	Jacksonville	W	112	105	2/7/70	Florida A&M	W	118	111	2/6/89	South Florida	W (2OT)	106	104
3/19/63	vs. Providence	L	96	106	2/12/70	at Centenary	L	86	107	2/8/89	Tennessee Tech	W	111	101
1/9/64	at Florida	L	91	114	2/14/70	at Houston	L	98	118	2/22/89	at Texas	L	104	123
1/29/64	at Tampa	W	134	104	2/28/70	Florida State	L	96	112	1/10/90	Kansas	L	73	100
12/1/64	at Tampa	W	136	119	3/4/70	Jacksonville	L	97	108	1/27/90	at Notre Dame	L	60	107
2/9/65	Tampa	W	141	110	12/29/70	at Maryland	L	77	111	2/21/90	at Providence	L	67	101
12/9/65	at San Francisco	L	89	105	1/8/71	at Florida State	L	106	114	12/27/90	Miami (Ohio)	L (2OT)	99	101
12/18/65	Ohio University	W	105	100	1/9/71	at Jacksonville	L	82	124	1/3/07	at North Carolina	L	64	105
1/12/66	at Florida	L	66	111	1/23/71	at Creighton	L	84	104					
2/12/66	Jacksonville	W	117	104	2/6/71	Loyola (La.)	L	88	107					
2/17/66	at Houston	L	96	111	12/21/85	at UCLA	L	64	109					

# Home Attendances

## TOP 10 HOME ATTENDANCE

Att	Opponent	Site	Result	Score	Date
15,147	Connecticut	Miami Arena	L	70-68 (OT)	1/20/99
11,263	Connecticut	Miami Arena	L	75-67	3/4/95
11,051	Ohio State	National Car Rental Center	W	72-64	12/27/98
10,896	Georgetown	Miami Arena	L	75-58	2/15/92
10,497	Rutgers	Miami Arena	W	68-63	2/27/99
10,419	Georgetown	Miami Arena	W	68-65 (OT)	1/18/97
10,231	Connecticut	Miami Arena	L	77-58	1/18/92
10,140	North Carolina	National Car Rental Center	L	78-68	12/18/99
10,135	Connecticut	Miami Arena	W	68-66	2/2/02
10,037	Notre Dame	Miami Arena	L	90-77	2/23/02

## YEARLY HOME ATTENDANCE

Year	Site	Total	Games	Avg.	Conference Games Total	Games	Avg.
1985-86	Knight Center	54,544	18	3,030	—	—	—
1986-87	Knight Center	43,129	17	2,537	—	—	—
1987-88	Knight Center	41,343	18	2,297	—	—	—
1988-89	Miami Arena	48,968	17	2,880	—	—	—
1989-90	Miami Arena	33,505	16	2,094	—	—	—
1990-91	Miami Arena	33,406	15	2,227	—	—	—
1991-92	Miami Arena	56,677	14	4,048	46,380	9	5,153
1992-93	Miami Arena	51,262	15	3,417	41,169	9	4,574
1993-94	Miami Arena	38,219	15	2,548	28,154	9	3,128
1994-95	Miami Arena	53,953	15	3,597	43,630	9	4,848
1995-96	Miami Arena	46,150	16	2,884	34,186	9	3,798
1996-97	Miami Arena	60,517	15	4,034	48,093	9	5,344
1997-98	Miami Arena	65,958	14	4,711	47,132	9	5,236
1998-99	Miami Arena	75,560	13	5,812	57,609	9	6,401
1999-00	Miami Arena	63,920	16	3,995	33,268	8	4,159
2000-01	Miami Arena	46,364	16	2,898	26,718	8	3,340
2001-02	Miami Arena	74,415	16	4,651	51,248	8	6,406
2002-03	Miami Arena/BUC	50,397	14	3,600	35,203	8	4,400
2003-04	BankUnited Center	45,813	18	2,545	26,160	8	3,270
2004-05	BankUnited Center	68,842	16	4,303	51,027	8	6,378
2005-06	BankUnited Center	68,247	16	4,265	46,091	8	5,761
2006-07	BankUnited Center	51,974	15	3,465	34,065	8	4,258
2007-08	BankUnited Center	69,152	16	4,322	49,115	8	6,139
2008-09	BankUnited Center	72,599	16	4,537	45,155	8	5,644
2009-10	BankUnited Center	75,411	16	4,713	44,319	8	5,540
2010-11	BankUnited Center	80,963	17	4,763	47,048	8	5,881
2011-12	BankUnited Center	70,854	18	3,936	39,981	8	4,998
<b>Totals</b>		<b>1,542,142</b>	<b>428</b>	<b>3,603</b>	<b>875,751</b>	<b>176</b>	<b>4,976</b>

## TOP ATTENDANCES AT THE BANKUNITED CENTER

Date	Opponent	Total
2/13/11	Duke	7,972
2/26/12	Florida State	7,261
2/15/09	North Carolina	7,200
1/31/10	Virginia Tech	7,189
2/15/12	North Carolina	7,071
3/6/10	Florida State	7,014
1/23/08	North Carolina	7,000
1/12/08	Georgia Tech	7,000
12/3/06	Georgia Tech	7,000
2/12/06	North Carolina	7,000
1/18/06	Clemson	7,000
12/22/05	Florida	7,000
02/26/05	Georgia Tech	7,000
02/15/05	Wake Forest	7,000
02/05/05	Maryland	7,000
01/19/05	Florida State	7,000

### Opening night

01/04/03	North Carolina	6,826
----------	----------------	-------

## MIAMI'S RECORD AT...

Year	Home Site	Home	(Site Total)	Away	Neutral	Total
1985-86	Knight Center	12-6		1-8	1-0	14-14
1986-87	Knight Center	9-8		1-6	5-2	15-16
1987-88	Knight Center	11-7	(32-21)	3-5	3-2	17-14
1988-89	Miami Arena	12-5		2-6	5-1	19-12
1989-90	Miami Arena	11-5		2-8	0-2	13-15
1990-91	Miami Arena	8-7		0-11	1-1	9-19
1991-92	Miami Arena	4-10		0-11	4-3	8-24
1992-93	Miami Arena	10-5		0-10	0-2	10-17
1993-94	Miami Arena	5-10		2-9	0-1	7-20
1994-95	Miami Arena	11-4		4-8	0-1	15-13
1995-96	Miami Arena	12-4		2-8	1-1	15-13
1996-97	Miami Arena	12-3		3-9	1-1	16-13
1997-98	Miami Arena	11-3		7-5	0-2	18-10
1998-99	Miami Arena	11-2		10-3	2-2	23-7
1999-00	Miami Arena	11-4		8-2	4-4	23-11
2000-01	Miami Arena	12-4		4-8	0-1	16-13
2001-02	Miami Arena	14-2		5-4	5-2	24-8
2002-03	Miami Arena	5-0	(149-68)			
	BankUnited Center	4-5	first game Jan. 4	2-10	0-2	11-17
2003-04	BankUnited Center	10-8		3-6	1-2	14-16
2004-05	BankUnited Center	11-5		5-6	0-2	16-13
2005-06	BankUnited Center	11-5		4-8	3-3	18-16
2006-07	BankUnited Center	8-7		3-9	1-4	12-20
2007-08	BankUnited Center	14-2		4-6	5-3	23-11
2008-09	BankUnited Center	12-4		5-7	2-2	19-13
2009-10	BankUnited Center	12-4		2-8	6-1	20-13
2010-11	BankUnited Center	13-4		4-9	4-2	21-15
2011-12	BankUnited Center	14-4	(109-48)	5-8	1-1	20-13
<b>Totals</b>		<b>258-137</b>		<b>91-198</b>	<b>55-50</b>	<b>436-386</b>



# Regular Season Tournaments

1954-55

## Blue Gray Tournament (Montgomery, Ala.)

12/17	vs. Tennessee	L, 89-80
12/18	vs. Washington & Lee	W, 80-75

1955-56

## Orange Bowl Classic (Miami, Fla.)

12/29	vs. Tulane	W, 86-75
12/30	vs. West Virginia	L, 83-78

## Senior Bowl Classic (Mobile, Ala.)

1/04	vs. Memphis State	L, 79-71
1/05	vs. Clemson	L, 98-76

1956-57

## Orange Bowl Classic (Miami, Fla.)

12/27	vs. Connecticut	L, 74-70
12/28	vs. Valparaiso	L, 81-76
12/29	vs. Seton Hall	L, 92-80

1957-58

## Montgomery Classic (Montgomery, Ala.)

12/13	vs. Mississippi	L, 66-64
12/14	vs. Texas Christian	L, 82-59

1958-59

## Steel Bowl Classic (Pittsburgh, Pa.)

12/12	vs. Pittsburgh	L, 69-65
12/13	vs. Clemson	L, 66-61

## The Citadel Invitational (Charleston, S.C.)

12/20	vs. The Citadel	L, 93-77
-------	-----------------	----------

## Hurricane Classic

12/29	vs. Tulane	W, 94-74
12/30	vs. Miami (Ohio)	L, 89-87 (OT)

1959-60

## Hurricane Classic

12/28	vs. Brigham Young	W, 110-93
12/29	vs. Xavier	W, 87-69

1960-61

## Hurricane Classic

12/28	vs. Army	W, 82-75
12/29	vs. Holy Cross	W, 77-71

1961-62

## Hurricane Classic

12/28	vs. Miami (Ohio)	W, 83-73
12/29	vs. Temple	L, 85-67

1962-63

## Hurricane Classic

12/27	vs. Cornell	W, 94-85
12/28	vs. Pittsburgh	W, 86-85

1963-64

## Hurricane Classic

12/27	vs. Army	W, 79-71
12/28	vs. Syracuse	L, 86-85 (OT)

1964-65

## Steel Bowl (Pittsburgh, Pa.)

12/4	vs. Duquesne	W, 99-95
12/5	vs. Pittsburgh	W, 85-71

## Hurricane Classic

12/28	vs. Yale	W, 86-71
12/29	vs. Maryland	W, 80-73

1965-66

## Hurricane Classic

12/27	vs. Boston	W, 81-60
12/28	vs. Louisville	L, 86-84 (OT)

1966-67

## Volunteer Classic

12/16	vs. Clemson	L, 73-64
12/17	vs. Auburn	W, 87-73

## Hurricane Classic

12/27	vs. Pennsylvania	W, 82-78
12/28	vs. Western Kentucky	L, 94-89

1967-68

## Hurricane Classic

12/27	vs. Dartmouth	W, 100-81
12/28	vs. NYU	W, 102-91

1968-69

## Sunshine State Classic (Jacksonville, Fla.)

12/6	vs. Florida State	L, 111-84
12/7	vs. Florida	L, 111-62

## Marshall Tournament (Huntington, W.Va.)

12/20	vs. Yale	W, 77-71
12/21	vs. Maryland	L, 95-92

## Hurricane Classic

12/27	vs. Pittsburgh	W, 72-70
12/28	vs. Illinois	L, 86-76

1969-70

## Steel Bowl (Pittsburgh, Pa.)

12/5	vs. Pittsburgh	W, 85-67
12/6	vs. Duquesne	L, 94-88

## Hurricane Classic

12/29	vs. Seton Hall	L, 76-69
12/30	vs. Ohio	L, 99-74

1970-71

## Husker Classic (Lincoln, Neb.)

12/18	vs. Nebraska	L, 85-58
12/19	vs. Oklahoma City	L, 94-91 (OT)

1985-86

## AMI Classic

11/29	vs. Georgia State	W, 82-77
11/30	vs. Georgia	W, 81-78

## Orange Bowl Tournament

12/27	vs. Brown	L, 62-61
12/28	vs. Manhattan	W, 79-61

1986-87

## AMI Classic

11/28	vs. Central Florida	W, 64-54
11/29	vs. Penn State	L, 74-61

## Palm Beach Hurricane Classic

12/29	vs. Yale	W, 78-75 (OT)
12/30	vs. Stanford	W, 71-58

## Puerto Rico Tournament

1/8	vs. Bayamon (PR)	W, 75-54
1/9	vs. Rio Piedras (PR)	W, 111-64
1/10	vs. Radford	W, 66-62

1987-88

## Great Alaska Shootout (Anchorage, Alaska)

11/27	vs. Michigan	L, 109-76
11/28	vs. Duquesne	W, 84-73
11/29	vs. Alaska Anchorage	L, 78-77

## City of Miami Classic (Miami, Fla.)

12/4	vs. Colgate	W, 96-68
12/5	vs. South Carolina	L, 76-63

## Eastern Airlines Palm Beach Classic (Palm Beach, Fla.)

12/29	vs. American	W, 104-70
12/30	vs. Purdue	L, 110-82

1988-89

## Chaminade Classic

12/23	vs. St. Louis	L, 86-73
12/24	vs. Eastern Illinois	W, 83-68
12/25	vs. Old Dominion	W, 77-76

## Eastern Airlines Palm Beach Classic (Palm Beach, Fla.)

12/28	vs. Penn	W, 102-69
12/30	vs. Wichita State	W, 81-59

1989-90

## Eastern Airlines Palm Beach Classic (Palm Beach, Fla.)

12/27	vs. Lehigh	L, 83-59
12/29	vs. Boston College	L, 69-60

1990-91

## Eastern Airlines Palm Beach Classic (Palm Beach, Fla.)

12/27	vs. Miami (Ohio)	L, 101-99
12/28	vs. Mississippi St.	W, 74-67

1991-92

## San Juan Shootout (San Juan, Puerto Rico)

11/29	vs. Maine	W, 62-57
11/30	vs. Eastern Kentucky	L, 66-61
12/1	vs. Tennessee	W, 72-60

## Palm Beach Classic (Palm Beach, Fla.)

12/27	vs. Marshall	W, 70-55
12/29	vs. George Washington	L, 78-64

1994-95

## Orange Bowl Classic (Miami, Fla.)

12/28	vs. UNLV	L, 56-55
-------	----------	----------

1995-96

## Orange Bowl Classic (Miami, Fla.)

12/27	vs. Tennessee	L, 56-54
-------	---------------	----------

1996-97

## Orange Bowl Classic (Miami, Fla.)

12/28	vs. DePaul	W, 61-45
-------	------------	----------

1997-98

## Orange Bowl Classic (Miami, Fla.)

12/27	vs. Georgia Tech	L, 69-61
-------	------------------	----------

1998-99

## Orange Bowl Classic (Sunrise, Fla.)

12/27	vs. Ohio State	W, 72-64
-------	----------------	----------

1999-00

## Orange Bowl Classic (Sunrise, Fla.)

12/18	vs. North Carolina	L, 78-68
-------	--------------------	----------

## San Juan Shootout (San Juan, Puerto Rico)

12/20	vs. UL-Lafayette	L, 66-60
12/21	vs. Detroit-Mercy	W, 68-64
12/22	vs. Illinois State	L, 87-78

2000-01

## Orange Bowl Classic (Sunrise, Fla.)

12/16	vs. Nebraska	L, 72-64
-------	--------------	----------

2001-02

## Paradise Jam (U.S. Virgin Islands)

11/18	vs. Eastern Michigan	W, 93-56
11/19	vs. UAB	W, 81-79
11/20	vs. Clemson	W, 67-65

## Orange Bowl Classic (Miami, Fla.)

12/15	vs. Indiana	W, 58-53
-------	-------------	----------

2002-03

## Orange Bowl Classic (Miami, Fla.)

12/21	vs. Florida	L, 94-93 (2OT)
-------	-------------	----------------

2003-04

## Las Vegas Tournament (Coral Gables, Fla.)

11/21	vs. Lubbock Christian	W, 86-66
11/23	vs. UL-Monroe	W, 78-60

## Las Vegas Tournament (Las Vegas, Nev.)

11/25	vs. Rhode Island	L, 54-53
11/26	vs. Bradley	L, 83-82

## Orange Bowl Classic (Miami, Fla.)

12/20	vs. Temple	W, 72-66
-------	------------	----------

2004-05

## Orange Bowl Classic (Miami, Fla.)

11/27	vs. Xavier	L, 83-70 (OT)
-------	------------	---------------

2005-06

## BCA Classic (Seattle, Wash.)

11/13	vs. Texas-Arlington	W, 76-65
11/14	vs. Air Force	L, 53-57
11/15	vs. Wisc.-Green Bay	W, 80-54

## Orange Bowl Classic (Sunrise, Fla.)

12/31	vs. Louisville	L, 58-43
-------	----------------	----------

2006-07

## American Youth Classic (Evansville, Ind.)

11/17	vs. Evansville	W, 74-69
11/18	vs. Buffalo	L, 60-57
11/19	vs. Cleveland State	L, 78-67

## Orange Bowl Classic (Miami, Fla.)

12/30	vs. Nebraska	L, 82-67
-------	--------------	----------

2007-08

## Puerto Rico Tip-Off (San Juan, Puerto Rico)

11/15	vs. Marist	W, 85-61
11/16	vs. VCU	W, 69-63
11/18	vs. Providence	W, 64-58

## Orange Bowl Classic (Sunrise, Fla.)

12/29	vs. Winthrop	L, 76-70
-------	--------------	----------

2008-09

## Paradise Jam (U.S. Virgin Islands)

11/21	vs. Southern Miss	W, 70-60
11/23	vs. UConn	L, 76-63
11/24	vs. San Diego	W, 80-45

2009-10

## Charleston Classic (Charleston, S.C.)

11/19	vs. Tulane	W, 74-54
11/20	vs. UNC Wilmington	W, 67-60
11/22	vs. South Carolina	W, 85-70

## Orange Bowl Classic (Sunrise, Fla.)

12/19	vs. Florida Atlantic	W, 87-69
-------	----------------------	----------

2010-11

## Las Vegas Holiday Hoops Classic (Las Vegas, Nev.)

12/12	Stetson (at UM)	W, 68-54
12/21	vs. Oral Roberts	W, 69-56
12/22	vs. Rice	W, 73-67
12/23	vs. Akron	W, 69-61

## Orange Bowl Classic (Sunrise, Fla.)

12/18	vs. UCF	L, 84-78
-------	---------	----------

2011-12

## Orange Bowl Classic (Sunrise, Fla.)

12/17	vs. FAU	W, 93-90 (2OT)
-------	---------	----------------

# Series Records

Opponent	W-L	First Gm.	Last Gm.
Agoga	2-0	1928-29	1928-29
Air Force	0-1	2005-06	2005-06
Akron	1-1	1956-57	2010-11
Alabama	0-2	1968-69	2010-11
UAB	1-0	2001-02	2001-02
Alabama State	2-1	1987-88	2007-08
Alaska-Anchorage	0-1	1987-88	1987-88
Albany Ga. Blues	0-1	1938-39	1938-39
Alcorn State	1-0	2006-07	2006-07
Alumni	1-0	1941-42	1941-42
American University	2-1	1970-71	1987-88
Appalachian State	2-0	2004-05	2011-12
Arizona	0-2	1985-86	1989-90
Arizona State	0-2	1989-90	1991-92
Arkansas	1-0	1999-00	1999-00
Arkansas-Pine Bluff	1-0	2002-03	2002-03
Armstrong State	1-0	1986-87	1986-87
Army	3-0	1957-58	1963-64
Auburn	1-1	1966-67	2000-01
Banana River A.F.	1-0	1946-47	1946-47
Baptist	2-0	1985-86	1989-90
Barry	2-0	1991-92	1992-93
Bethune-Cookman	5-0	1988-89	2009-10
Binghamton	0-1	2006-07	2006-07
Birmingham-Southern	1-0	2005-06	2005-06
Boca Chica	1-0	1951-52	1951-52
Boca Raton AAF	1-2	1945-46	1946-47
Boston College	15-24	1962-63	2011-12
Boston University	1-0	1965-66	1965-66
Bowling Green	0-1	1951-52	1951-52
Boynnton	1-0	1939-40	1939-40
Bradley	1-1	1955-56	2003-04
Brandeis	0-1	1953-54	1953-54
Brigham Young	2-2	1959-60	1988-89
Brooklyn College	3-0	1985-86	1989-90
Brown University	1-1	1967-68	1985-86
Bucknell	2-0	1968-69	1969-70
Buffalo	2-1	1993-94	2006-07
Caribbean A.S.	1-0	1945-46	1945-46
Centenary	2-2	1959-60	1969-70
Central Connecticut State	1-0	1989-90	1989-90
Central Florida	6-1	1986-87	2010-11
Charlotte	3-4	1997-98	2011-12
Checker Cab	1-0	1948-49	1948-49
Church League All-Stars	1-0	1928-29	1928-29
The Citadel	1-1	1958-59	1985-86
Cincinnati	1-0	1946-47	1946-47
City College of Charleston	1-0	1946-47	1946-47
City Hall	1-0	1928-29	1928-29
Clemson	7-11	1955-56	2011-12
Cleveland State	0-1	2006-07	2006-07
Coast Guard	2-0	1945-46	1945-46
Colgate	1-0	1987-88	1987-88
Colorado	0-1	1956-57	1956-57
Columbia	2-1	1952-53	2000-01

Opponent	W-L	First Gm.	Last Gm.
Connecticut	8-16	1956-57	2008-09
Coppin State	2-0	1986-87	1987-88
Cornell	1-0	1962-63	1962-63
Creighton	3-2	1963-64	2005-06
Culver-Stockton	1-0	1951-52	1951-52
Dartmouth	3-1	1950-51	1990-91
Davidson	3-1	1988-89	1991-92
Dayton	1-7	1956-57	1989-90
DePaul	1-6	1987-88	1996-97
Detroit-Mercy	1-0	1999-00	1999-00
Duke	3-15	1962-63	2011-12
Duquesne	2-1	1964-65	1987-88
Eastern Airlines	1-0	1939-40	1939-40
Eastern Illinois	2-1	1948-49	2000-01
Eastern Kentucky	2-1	1967-68	1997-98
Eastern Michigan	1-0	2001-02	2001-02
Eglin Field	0-1	1952-53	1952-53
Elon	0-1	1939-40	1939-40
Evansville	1-0	2006-07	2006-07
Fairfield	0-1	1985-86	1985-86
Fairleigh Dickinson	1-1	1986-87	1987-88
Florida	22-45	1927-28	2008-09
Florida A&M	7-0	1967-68	2001-02
Florida Atlantic	21-1	1988-89	2011-12
Florida Gulf Coast	3-0	2009-10	2011-12
Florida International	12-1	1986-87	2008-09
Florida Southern	60-8	1927-28	2008-09
Florida State	29-40	1950-51	2011-12
Fordham	1-1	1970-71	1994-95
Ft. Lauderdale NAS	0-1	1945-46	1945-46
Furman	0-2	1951-52	1954-55
George Mason	1-1	1989-90	1990-91
George Washington	0-2	1970-71	1991-92
Georgetown	12-19	1954-55	2003-04
Georgia	1-3	1938-39	1992-93
Georgia State	3-0	1985-86	1998-99
Georgia Tech	9-6	1952-53	2011-12
Hartford	3-1	1985-86	1999-00
Havana	5-1	1927-28	1948-49
Hawaii	2-1	1967-68	1968-69
Hofstra	1-0	1985-86	1985-86
Holy Cross	1-0	1960-61	1960-61
Houston	5-9	1955-56	1970-71
Howard	1-1	1991-92	2001-02
Illinois	0-1	1968-69	1968-69
Illinois State	0-1	1999-00	1999-00
Indiana	1-0	2001-02	2001-02
IPFW	1-0	2003-04	2003-04
Iona	1-0	1959-60	1959-60

Opponent	W-L	First Gm.	Last Gm.
Jacksonville Navy	1-2	1941-42	1941-42
Jacksonville University	26-6	1957-58	2010-11
Jewish Prog. AA-Atlanta	0-1	1938-39	1938-39
Junior C. of C.	1-1	1928-29	1928-29
Kansas	1-3	1986-87	1990-91
Kentucky	1-3	1956-57	2008-09
Kentucky Wesleyan	4-1	1955-56	1959-60
Key West Navy	1-0	1951-52	1951-52
Lafayette	4-1	1970-71	2006-07
La Salle	4-9	1950-51	1970-71
Lehigh	6-1	1970-71	2006-07
Long Island	1-0	1988-89	1988-89
Louisiana-Lafayette	0-1	1999-00	1999-00
Louisiana-Monroe	1-0	2003-04	2003-04
LSU	3-1	1950-51	2001-02
Louisville	2-7	1950-51	2006-07
Loyola (N.O.)	9-7	1952-53	1970-71
Lubbock Christian	1-0	2003-04	2003-04
Maine	1-0	1991-92	1991-92
Manhattan	1-0	1985-86	1985-86
Marist	2-1	1987-88	2007-08
Marquette	2-2	1985-86	1988-89
Marshall	2-1	1941-42	1991-92
Maryland	12-8	1948-49	2011-12
Maryland-Baltimore Cty.	3-0	1987-88	2003-04
Maryland-Eastern Shore	3-0	1985-86	1988-89
Massachusetts	3-0	2004-05	2011-12
McDill Field	2-0	1945-46	1947-48
McNeese State	1-0	2010-11	2010-11
Mediterranean A.S.	1-0	1945-46	1945-46
Memphis	5-8	1955-56	2011-12
Mercer	1-1	1938-39	1989-90
Miami Beach	1-0	1928-29	1928-29
Miami Beach All-Stars	1-0	1952-53	1952-53
Miami Beach Canoe Club	2-0	1927-28	1927-28
Miami (Ohio)	5-4	1946-47	1990-91
Michigan	0-4	1987-88	2005-06
Minnesota	1-1	2009-10	2011-12
Mississippi	3-1	1949-50	2011-12
Mississippi College	1-0	1955-56	1955-56
Mississippi State	2-2	1957-58	2007-08
Missouri	0-1	2001-02	2001-02
Missouri State	1-0	2010-11	2010-11
Monmouth	1-1	1987-88	1999-00
Morehead State	4-3	1946-47	1970-71
Morgan State	2-0	2005-06	2007-08
Mount St. Mary's	1-0	1966-67	1966-67
Muffetts	2-0	1948-49	1949-50
Murray State	2-1	1952-53	1961-62

# Series Records

Opponent	W-L	First Gm.	Last Gm.
Navy	0-1	1986-87	1986-87
Navy Rec. Barracks	0-1	1945-46	1945-46
Nebraska	1-3	1951-52	2006-07
Nevada	1-1	1963-64	1965-66
New Hampshire	1-0	2002-03	2002-03
New Mexico	0-2	1986-87	1988-89
New Orleans	0-2	1985-86	1985-86
New York University	1-1	1954-55	1967-68
Niagara	1-0	1964-65	1964-65
Norfolk State	1-0	2004-05	2004-05
North Carolina	2-18	1949-50	2011-12
North Carolina A&T	4-0	2003-04	2009-10
UNC Asheville	1-0	1993-94	1993-94
North Carolina Central	3-0	2008-09	2010-11
NC State	4-9	1939-40	2011-12
UNC Greensboro	2-0	2010-11	2011-12
UNC Wilmington	1-1	1992-93	2009-10
North Florida	3-0	2007-08	2011-12
Northeastern	2-0	1990-91	2000-01
Northeastern Illinois	2-0	1994-95	1995-96
Northern Iowa	1-0	1998-99	1998-99
Northwestern	0-1	2006-07	2006-07
Notre Dame	7-8	1985-86	2003-04
Nova Southeastern	1-0	2009-10	2009-10
Ohio State	2-2	1953-54	2008-09
Ohio University	1-1	1965-66	1969-70
Oklahoma City	5-4	1957-58	1970-71
Oklahoma State	1-0	2005-06	2005-06
Old Dominion	1-0	1988-89	1988-89
Oral Roberts	2-1	1988-89	2010-11
Oregon State	0-1	1969-70	1969-70
Penn State	0-4	1986-87	1994-95
Pennsylvania	5-3	1947-48	2007-08
Pensacola NAS	2-0	1946-47	1946-47
Pepperdine	2-1	1969-70	2010-11
Pi Chi	2-0	1939-40	1940-41
Pittsburgh	16-17	1947-48	2003-04
Ponce de Leon	0-1	1928-29	1928-29
Princeton	1-1	1948-49	1948-49
Providence	15-15	1962-63	2008-09
Purdue	0-3	1987-88	2011-12
Quinnipiac	1-0	1999-00	1999-00
Radford	1-0	1986-87	1986-87
Redland	1-0	1928-29	1928-29
Rhode Island	4-1	1961-62	2003-04
Rice	1-0	2010-11	2010-11
Rider	1-0	1985-86	1985-86
Rio Grande	0-1	1953-54	1953-54
Robert Morris	2-0	1994-95	2008-09
Rollins	36-13	1927-28	1964-65
Rutgers	9-5	1988-89	2011-12

Opponent	W-L	First Gm.	Last Gm.
Sacred Heart	1-0	2005-06	2005-06
St. Francis (NY)	1-0	1962-63	1962-63
St. Francis (PA)	2-0	1986-87	2001-02
St. John's	14-16	1962-63	2008-09
St. Joseph's (PA)	1-3	1950-51	1990-91
St. Louis	0-2	1960-61	1988-89
St. Mary's (CA)	5-0	1963-64	2007-08
St. Peter's	1-0	1962-63	1962-63
St. Thomas*	2-0	1969-70	1987-88
Sam Houston State	1-0	1993-94	1993-94
San Diego	1-0	2008-09	2008-09
San Diego State	1-1	1986-87	1987-88
San Francisco	2-1	1960-61	1965-66
Santa Clara	0-3	1960-61	1965-66
Savannah State	3-0	1988-89	2003-04
Sebring A.C.	1-0	1927-28	1927-28
Sebring Firemen	1-0	1930-31	1930-31
Seton Hall	8-15	1956-57	2003-04
Seventh Naval District	0-1	1945-46	1945-46
Shenandoah Presb.	1-0	1940-41	1940-41
South Carolina	6-3	1948-49	2009-10
South Carolina State	1-1	2004-05	2009-10
South Carolina Upstate	1-0	2009-10	2009-10
South Florida	6-2	1987-88	1990-91
Southern California	0-2	1990-91	1992-93
Southern Illinois	1-0	1997-98	1997-98
Southern Methodist	0-2	1990-91	1991-92
Southern Miss	2-1	1955-56	2008-09
Southwest Texas State	0-1	1992-93	1992-93
Spring Hill College	0-2	1955-56	1956-57
Stanford	1-1	1986-87	1988-89
Stetson	48-33	1927-28	2010-11
Syracuse	5-14	1963-64	2003-04
Tampa	44-10	1939-40	1968-69
Teachers College of Conn.	1-0	1950-51	1950-51
Temple	1-2	1961-62	2005-06
Tennessee	1-3	1954-55	1996-97
Tennessee-Martin	1-0	2000-01	2000-01
Tennessee Tech	5-0	1946-47	2011-12
Texas	1-2	1987-88	2007-08
Texas A&M	3-0	1956-57	2002-03
Texas-Arlington	1-0	2005-06	2005-06
Texas Christian	0-1	1957-58	1957-58
Texas Tech	1-0	1952-53	1952-53
Toledo	1-0	1956-57	1956-57
Toronto	1-0	1958-59	1958-59
Towson State	1-0	1985-86	1985-86
Tulane	5-4	1946-47	2009-10
Tulsa	1-1	1961-62	1999-00
Turner's Sports Shop	2-2	1928-29	1930-31
UCLA	0-4	1969-70	1997-98
UNLV	0-2	1994-95	1996-97
Utah	1-0	1965-66	1965-66

Opponent	W-L	First Gm.	Last Gm.
Valparaiso	1-1	1956-57	2011-12
Villanova	10-13	1991-92	2003-04
Virginia	9-5	1965-66	2011-12
Virginia Commonwealth	3-1	1987-88	2007-08
Virginia Tech	11-10	2000-01	2011-12
Volks A.C.	0-1	1927-28	1927-28
Wagner	0-1	1993-94	1993-94
Wake Forest	6-8	1939-40	2011-12
Washington	0-3	1967-68	1989-90
Washington & Lee	1-0	1954-55	1954-55
West Virginia	7-8	1955-56	2011-12
Western Kentucky	1-13	1946-47	1966-67
Wichita State	1-0	1988-89	1988-89
William & Mary	1-0	1965-66	1965-66
Winthrop	2-2	1986-87	2007-08
Wisconsin	0-2	1985-86	1986-87
Wisconsin-Green Bay	2-1	1985-86	2005-06
Wofford	2-0	2004-05	2005-06
Xavier	2-1	1955-56	2004-05
Yale	4-2	1950-51	1986-87
YMHA	2-0	1940-41	1948-49

\* Formerly Biscayne College  
 Bold indicates a 2010-11 opponent

# All-Time Series Results

## AGOGA (2-0)

1928-29	W	49-19	(h)
1928-29	W	63-33	(h)

## AIR FORCE (0-1)

11/14/05	L	57-53	(n)
----------	---	-------	-----

## AKRON (1-1)

12/8/56	L	106-80	(a)
12/23/10	W	69-61	(n)

## ALABAMA (0-2)

12/13/68	L	85-72	(a)
3/23/11	L	79-64	(a)

## UAB (1-0)

11/19/01	W	81-79	(n)
----------	---	-------	-----

## ALABAMA STATE (2-1)

12/21/87	W	110-107	(h)
12/16/89	L	98-81	(h)
11/28/07	W	83-74	(h)

## ALASKA ANCHORAGE (0-1)

11/29/87	L	78-77	(a)
----------	---	-------	-----

## ALBANY GA. BLUES (0-1)

1938-39	L	53-35	(a)
---------	---	-------	-----

## ALCORN STATE (1-0)

11/14/06	W	96-57	(h)
----------	---	-------	-----

## ALUMNI (1-0)

1941-42	W	52-32	(h)
---------	---	-------	-----

## AMERICAN (2-1)

2/13/71	L	93-82	(a)
2/26/86	W	73-64	(h)
12/29/87	W	104-70	(n)

## APPALACHIAN STATE (2-0)

12/30/04	W	80-63	(h)
12/30/11	W	84-54	(h)

## ARIZONA (0-2)

1/18/86 (OT)	L	81-74	(h)
12/19/89	L	83-53	(a)

## ARIZONA STATE (0-2)

1/20/90	L	62-58	(h)
12/23/91	L	62-57	(a)

## ARKANSAS (1-0)

3/17/00	W	75-71	(n)
---------	---	-------	-----

## ARKANSAS-PINE BLUFF (1-0)

12/18/02	W	79-42	(h)
----------	---	-------	-----

## ARMSTRONG STATE (1-0)

2/16/87	W	97-47	(h)
---------	---	-------	-----

## ARMY (3-0)

2/8/58	W	92-82	(h)
12/28/60	W	82-75	(h)
12/27/63	W	79-71	(h)

## AUBURN (1-1)

12/17/66	W	87-73	(n)
3/14/01	L	60-58	(a)

## BANANA RIVER A.F. (1-0)

2/28/47	W	68-48	(h)
---------	---	-------	-----

## BAPTIST (2-0)

1/23/86	W	71-60	(h)
12/1/89	W	77-67	(h)

## BARRY (2-0)

11/23/91	W	80-67	(h)
12/11/92	W	81-64	(h)

## BETHUNE-COOKMAN (5-0)

12/5/88	W	88-72	(h)
2/4/93	W	78-54	(h)
12/10/93	W	82-54	(h)
11/30/99	W	102-75	(h)
12/30/09	W	73-55	(h)

## BINGHAMTON (0-1)

12/20/06	L	74-79	(h)
----------	---	-------	-----

## BIRMINGHAM-SOUTHERN (1-0)

12/3/05	W	82-55	(h)
---------	---	-------	-----

## BOCA CHICA (1-0)

1951-52	W	90-53	(h)
---------	---	-------	-----

## BOCA RATON AAF (1-2)

1/25/46	L	55-40	(h)
2/5/46	L	48-41	(h)
1/29/47	W	61-43	(a)

## BOSTON COLLEGE (15-24)

12/4/62	W	72-69	(a)
12/29/89	L	69-60	(n)
1/21/92	L	51-50	(h)
2/22/92	L	55-49	(a)
2/10/93	W	75-71	(h)
2/27/93	L	70-58	(a)
1/15/94	L	69-49	(a)
2/16/94	L	79-63	(h)
1/21/95	W	69-68	(h)
2/25/95 (OT)	W	77-71	(a)
2/10/96	L	62-58	(h)
1/2/97	L	65-62	(a)
2/19/97	L	59-57	(h)
1/28/98	W	67-57	(a)
12/8/98	W	77-64	(h)
1/24/99	W	75-67	(a)
1/22/00	W	62-54	(h)
1/7/01	L	73-72	(h)
1/13/01	L	82-73	(a)
1/29/02	L	70-65	(h)
2/10/02	L	76-63	(a)
2/15/03	L	76-65	(a)
3/1/03	L	72-68	(h)
2/11/04 (OT)	L	74-72	(h)
1/21/06	L	65-61	(h)
2/16/06	L	65-54	(a)
1/16/07	L	82-63	(a)
2/7/07	L	75-68	(h)
3/9/07 (OT)	L	74-71	(n)
1/15/08	L	76-66	(a)
3/5/08	W	74-61	(h)
1/10/09	W	77-71	(a)
2/21/09	W	69-58	(h)
12/6/09	L	60-61	(a)
1/19/10	L	75-79	(h)
1/15/11	W	72-71	(h)
2/23/11	W	73-64	(a)
1/29/12	W	76-54	(a)
3/3/12	W	77-56	(h)

## BOSTON UNIVERSITY (1-0)

12/27/65	W	81-60	(h)
----------	---	-------	-----

## BOWLING GREEN (0-1)

2/1/52	L	78-67	(h)
--------	---	-------	-----

## BOYNTON (1-0)

1939-40	W	41-29	
---------	---	-------	--

## BRADLEY (1-1)

12/22/55	W	80-73	(h)
11/26/03	L	83-82	(n)

## BRANDEIS (0-1)

1/4/54	L	68-48	(h)
--------	---	-------	-----

## BRIGHAM YOUNG (2-2)

12/28/59	W	110-93	(h)
12/10/60	L	112-80	(a)
2/9/88	L	99-86	(h)
2/4/89	W	107-86	(h)

## BROOKLYN COLLEGE (3-0)

1/31/86	W	102-93	(n)
3/7/87	W	83-64	(h)
1/12/90	W	94-61	(h)

## BROWN UNIVERSITY (1-1)

12/19/67	W	72-71	(h)
12/27/85	L	62-61	(h)

## BUCKNELL (2-0)

1/4/69	W	89-84	(h)
1/3/70	W	93-88	(h)

## BUFFALO (2-1)

12/19/93	W	63-57	(a)
11/22/96	W	78-61	(h)
11/18/06	L	60-57	(n)

## CARIBBEAN A.S. (1-0)

1945-46	W	46-41	(h)
---------	---	-------	-----

## CENTENARY (2-2)

12/10/59	L	84-77	(a)
1/26/61	W	86-74	(h)
1/15/70	W	94-78	(h)
2/12/70	L	107-86	(a)

## CENTRAL CONN. STATE (1-0)

2/15/90	W	62-40	(h)
---------	---	-------	-----



# All-Time Series Results

## CENTRAL FLORIDA (6-1)

11/28/86	W	64-54	(h)
3/5/88	W	100-80	(h)
12/11/98	W	66-56	(h)
11/19/99	W	87-54	(a)
12/9/00	W	83-72	(h)
12/27/02	W	62-51	(a)
12/18/10	L	84-78	(n)

## CHARLOTTE (3-4)

11/21/97	W	89-72	(h)
11/23/98	L	66-59	(a)
12/7/99	L	75-65	(h)
11/28/00	L	95-63	(a)
12/22/01	W	64-56	(h)
12/15/02	L	69-64	(a)
12/22/11	W	76-61	(a)

## CHECKER CAB (1-0)

1948-49	W	73-33	(h)
---------	---	-------	-----

## CHURCH LEAGUE ALL-STARS (1-0)

1928-29	W	68-23	(h)
---------	---	-------	-----

## THE CITADEL (1-1)

12/20/58	L	93-77	(a)
11/22/85	W	85-77	(h)

## CINCINNATI (1-0)

2/6/47	W	57-54	(h)
--------	---	-------	-----

## CITY COL. OF CHARLESTON (1-0)

3/6/47	W	56-52	(n)
--------	---	-------	-----

## CITY HALL (1-0)

1928-29	W	28-20	(h)
---------	---	-------	-----

## CLEMSON (7-11)

1/5/56	L	98-96	(n)
12/13/58	L	66-61	(n)
12/16/66	L	73-64	(n)
12/20/94	L	75-55	(a)
12/23/95 (OT)	L	66-52	(h)
11/20/01	W	67-65	(n)
1/26/05	W	69-65	(h)
2/12/05	W	83-77	(a)
1/18/06	W	65-61	(h)
3/9/06	W	66-63	(n)
2/28/07 (OT)	L	74-70	(a)
1/27/08	W	75-72	(h)
2/27/08	L	79-69	(a)

12/21/08	L	91-72	(h)
2/13/10	L	66-74	(a)
1/8/11	L	79-72	(a)
2/20/11	L	63-59	(h)
1/18/12	W	76-73	(h)

## CLEVELAND STATE (0-1)

11/19/06	L	78-67	(n)
----------	---	-------	-----

## COAST GUARD (2-0)

1/11/46	W	46-45	(h)
1/26/46	W	52-45	(h)

## COLGATE (1-0)

12/4/87	W	96-68	(h)
---------	---	-------	-----

## COLORADO (0-1)

1/3/57	L	73-66	(h)
--------	---	-------	-----

## COLUMBIA (2-1)

12/18/52	L	65-59	(h)
12/29/95	W	69-62	(h)
11/21/00	W	65-41	(h)

## CONNECTICUT (8-16)

12/27/56	L	74-70	(h)
1/2/92	L	85-62	(a)
1/18/92	L	77-58	(h)
1/26/93	W	80-65	(h)
2/13/93	L	88-72	(a)
2/5/94	L	73-57	(a)
2/22/94	L	74-49	(h)
1/31/95	L	82-57	(a)
3/4/95	L	75-67	(h)
1/6/96	L	73-52	(a)
1/22/97	W	69-46	(h)
2/15/97	L	72-52	(a)
1/6/98	W	76-67	(h)
1/20/99 (OT)	L	70-68	(h)
2/20/99	W	73-71	(a)
2/19/00	W	63-57	(a)
1/20/01	W	77-74	(h)
2/24/01	L	60-53	(a)
1/5/02	L	76-75	(a)
2/2/02	W	68-66	(h)
1/11/03 (OT)	L	83-80	(a)
1/20/03	W	77-76	(h)
2/18/04	L	76-63	(a)
11/23/08	L	76-63	(n)

## COPPIN STATE (2-0)

2/28/87	W	115-76	(h)
1/20/88	W	64-54	(h)

## CORNELL (1-0)

12/27/62	W	94-74	(h)
----------	---	-------	-----

## CREIGHTON (3-2)

2/10/64	L	124-94	(h)
2/5/66	W	91-81	(h)
2/24/68	W	106-93	(h)
1/23/71	L	104-84	(a)
3/20/06	W	53-52	(a)

## CULVER-STOCKTON (1-0)

1951-52	W	68-54	(h)
---------	---	-------	-----

## DARTMOUTH (3-1)

12/27/50	W	61-52	(h)
12/27/67	W	100-81	(h)
12/20/86	L	88-86	(h)
12/17/90	W	72-60	(h)

## DAVIDSON (3-1)

2/27/89	W	90-78	(h)
2/10/90	W	72-64	(a)
2/2/91	W	79-67	(h)
2/1/92	L	66-62	(a)

## DAYTON (1-7)

12/5/56	L	87-48	(a)
2/21/67	L	80-79	(h)
2/1/68	L	98-60	(a)
12/11/70	L	91-77	(a)
2/8/86	L	79-68	(a)
2/14/87	L	92-78	(h)
3/8/88	L	90-89	(a)
12/6/90	W	87-82	(h)

## DEPAUL (1-6)

2/27/88	L	101-82	(h)
2/11/89	L	87-79	(a)
1/31/90	L	76-48	(a)
2/12/90	L	66-49	(h)
2/23/91	L	66-53	(h)
3/6/91	L	75-58	(a)
12/28/96	W	61-45	(h)

## DETROIT-MERCY (1-0)

12/21/99	W	68-64	(n)
----------	---	-------	-----

## DUKE (3-15)

12/21/62	W	71-69	(h)
2/19/86	L	104-82	(a)
12/22/86	L	74-67	(h)
1/6/88	L	107-69	(a)
12/10/88	L	117-102	(h)
1/19/05	L	92-83	(h)
3/3/05	L	83-59	(a)
2/19/06	L	92-71	(a)
3/10/06	L	80-76	(n)
1/14/07	L	85-63	(h)
2/2/08	L	88-73	(a)
2/20/08	W	96-95	(h)
2/7/09 (OT)	L	78-75	(a)
2/17/10	L	74-81	(h)
3/13/10	L	74-77	(n)
1/2/11	L	74-63	(a)
2/13/11	L	81-71	(h)
2/5/12 (OT)	W	78-74	(a)

## DUQUESNE (2-1)

12/4/64	W	99-95	(a)
12/6/69	L	94-88	(a)
11/28/88	W	84-73	(n)

## EASTERN AIRLINES (1-0)

1939-40	W	30-25	
---------	---	-------	--

## EASTERN ILLINOIS (2-1)

3/7/49	L	89-73	(n)
12/24/88	W	83-68	(n)
12/18/00	W	83-73	(h)

## EASTERN KENTUCKY (2-1)

12/16/67	W	93-87	(h)
11/30/91	L	66-61	(n)
11/24/97	W	86-64	(a)

## EASTERN MICHIGAN (1-0)

11/18/01	W	93-56	(n)
----------	---	-------	-----

## EGLIN FIELD (0-1)

2/24/53	L	66-64	(a)
---------	---	-------	-----

## ELON (0-1)

2/6/40	L	58-30	(a)
--------	---	-------	-----

## EVANSVILLE (1-0)

11/17/06	W	74-69	(a)
----------	---	-------	-----

# All-Time Series Results

## FAIRFIELD (0-1)

1/2/86 L 56-47 (h)

## FAIRLEIGH DICKINSON (1-1)

2/10/87 L 73-70 (n)

1/4/88 W 81-68 (h)

## FLORIDA (22-45)

2/15/28 W 40-39 (a)

1939-40 L 36-23 (a)

1939-40 L 53-26 (a)

1940-41 L 48-35 (h)

1940-41 L 62-50 (h)

1941-42 L 47-31 (a)

1941-42 L 37-34 (a)

12/20/46 W 36-33 (h)

12/21/46 W 39-35 (h)

1/3/47 L 42-28 (a)

1/4/47 L 61-28 (a)

12/19/47 W 67-50 (h)

12/20/47 L 58-55 (h)

2/20/48 L 72-50 (a)

2/21/48 W 52-49 (a)

1/14/49 W 75-65 (h)

1/15/49 W 44-42 (h)

2/22/49 L 90-56 (a)

2/23/49 W 60-50 (a)

12/10/49 L 60-53 (h)

2/18/50 L 66-46 (a)

2/2/51 L 78-71 (h)

2/13/51 L 71-61 (a)

12/17/51 L 69-65 (a)

2/18/52 W 76-68 (h)

12/16/52 W 75-73 (h)

2/2/53 L 78-56 (a)

12/12/53 W 85-75 (h)

1/15/54 L 75-52 (a)

12/16/54 L 70-61 (h)

1/13/55 L 80-68 (a)

12/19/55 L 74-69 (h)

1/13/56 L 87-85 (a)

12/15/56 L 89-65 (h)

1/10/57 L 98-63 (a)

12/21/57 L 73-64 (h)

1/16/58 L 75-70 (a)

12/17/58 W 92-82 (h)

1/15/59 L 85-70 (a)

12/19/59 W 79-77 (h)

1/14/60 W 70-65 (a)

12/17/60 W 93-74 (h)

1/11/61 L 81-73 (a)

12/16/61 W 66-61 (h)

1/11/62 L 74-62 (a)

11/30/62 (OT) W 91-87 (h)

1/10/63 W 86-77 (a)

12/7/63 W 95-79 (h)

1/9/64 L 114-91 (a)

12/19/64 W 67-58 (h)

1/21/65 L 86-69 (a)

12/4/65 L 77-66 (h)

1/12/66 L 111-66 (a)

12/3/66 L 113-88 (h)

2/8/67 L 73-57 (a)

12/7/68 L 111-62 (h)

12/17/85 L 81-64 (h)

1/27/86 L 75-53 (a)

2/21/87 L 99-60 (a)

2/15/88 L 83-73 (h)

12/19/88 L 101-81 (a)

2/19/90 W 62-59 (h)

12/30/90 L 62-60 (a)

12/21/02 (20T) L 94-93 (n)

12/04/04 W 72-65 (a)

12/22/05 L 77-67 (h)

3/20/09 L 74-60 (a)

## FLORIDA A&M (7-0)

2/10/68 W 108-98 (h)

2/8/69 W 94-91 (h)

2/7/70 W 118-111 (h)

12/4/93 W 91-47 (h)

12/10/94 W 67-53 (h)

12/9/95 W 77-53 (h)

12/18/01 W 90-62 (h)

## FLORIDA ATLANTIC (21-1)

2/14/89 W 79-74 (n)

11/25/91 W 83-53 (h)

12/19/92 W 84-61 (h)

11/26/93 W 85-53 (h)

1/4/94 W 79-62 (a)

11/28/94 W 76-59 (h)

3/2/95 W 80-70 (a)

11/27/95 W 76-56 (a)

12/20/95 W 61-51 (h)

11/24/96 W 83-74 (h)

11/16/97 W 69-47 (h)

11/13/98 W 97-73 (a)

12/27/99 W 89-52 (h)

11/18/00 W 76-59 (a)

11/26/01 W 74-48 (h)

12/3/02 (OT) L 74-73 (a)

12/27/03 W 76-51 (h)

11/29/04 W 84-68 (h)

1/5/09 W 85-69 (h)

12/19/09 W 87-69 (n)

3/16/11 W 85-62 (h)

12/17/11 (20T) W 93-90 (n)

## FLORIDA GULF COAST (3-0)

11/25/09 W 77-58 (h)

11/27/10 W 87-75 (a)

11/22/11 W 60-50 (h)

## FLORIDA INTERNATIONAL (12-1)

2/18/87 W 102-81 (h)

3/12/88 W 92-76 (h)

3/6/89 W 89-82 (h)

3/6/90 W 83-55 (h)

3/4/91 W 87-65 (h)

3/2/92 W 68-63 (h)

12/1/92 L 72-64 (h)

12/3/01 W 77-59 (h)

12/6/03 W 89-72 (h)

12/07/04 W 80-67 (a)

11/11/06 W 73-50 (h)

12/8/07 W 67-53 (a)

12/12/08 W 76-50 (h)

## FLORIDA SOUTHERN (60-8)

1/25/28 L 40-26 (a)

2/18/28 W 38-18 (h)

1928-29 L 39-15 (a)

1928-29 W 36-29 (h)

1930-31 W 27-24 (h)

1930-31 L 40-21 (a)

1939-40 W 43-42 (a)

1939-40 W 37-30 (a)

1940-41 W 57-43 (a)

1940-41 W 41-33 (h)

1940-41 L 50-38 (h)

1941-42 W 41-21 (h)

1941-42 W 40-25 (h)

1941-42 W 41-34 (a)

1941-42 W 38-32 (a)

2/11/46 W 45-40 (h)

2/12/46 W 53-47 (h)

2/20/46 W 46-43 (a)

12/13/46 W 38-25 (h)

12/14/46 L 41-37 (h)

2/7/47 W 55-43 (a)

2/8/47 W 61-43 (a)

2/6/48 L 59-50 (a)

2/7/48 W 52-43 (a)

2/27/48 W 76-44 (h)

2/28/48 W 59-42 (h)

2/8/49 W 68-47 (a)

2/9/49 W 68-57 (a)

1/20/50 W 69-59 (h)

1/21/50 W 59-49 (h)

12/9/50 W 64-61 (a)

2/9/51 W 79-65 (h)

1/9/52 W 106-43 (h)

2/7/52 W 58-41 (a)

12/1/52 W 83-60 (h)

2/13/54 (20T) W 77-70 (a)

12/13/54 W 58-44 (h)

2/16/55 W 73-71 (a)

12/3/55 W 92-80 (h)

2/10/56 W 91-90 (a)

12/1/56 W 84-69 (h)

2/8/57 L 95-85 (a)

2/5/58 W 84-69 (a)

2/17/58 W 76-58 (h)

12/8/58 W 107-80 (h)

2/2/59 W 79-76 (a)

2/6/60 W 88-71 (a)

2/18/60 W 121-85 (h)

12/15/60 W 87-54 (h)

2/4/61 W 92-80 (a)

12/14/61 W 96-67 (h)

2/3/62 W 82-73 (a)

12/13/62 W 116-93 (h)

2/2/63 W 99-83 (a)

2/1/64 W 85-78 (a)

2/18/64 W 120-79 (h)

1/13/65 W 124-93 (h)

2/5/65 W 94-82 (a)

1/15/66 W 89-66 (h)

1/28/66 W 101-80 (a)

1/19/67 W 102-72 (h)

1/27/67 W 55-49 (a)

1/27/68 W 94-76 (a)

1/28/69 W 87-73 (a)

1/23/70 W 103-92 (a)

1/29/71 (OT) L 96-95 (h)

# All-Time Series Results

11/9/07 W 104-61 (h)  
11/15/08 W 96-60 (h)

## FLORIDA STATE (29-40)

12/19/50 W 80-61 (h)  
1/1/52 W 93-56 (h)  
2/11/52 W 76-73 (a)  
2/28/52 L 73-70 (n)  
1/9/53 W 93-65 (h)  
2/23/53 L 81-75 (a)  
1/9/54 W 78-61 (h)  
2/5/54 L 76-69 (a)  
12/20/54 L 71-66 (a)  
2/25/55 L 86-80 (h)  
1/7/56 L 78-76 (a)  
2/25/56 W 91-85 (h)  
1/12/57 W 85-77 (a)  
2/23/57 W 98-82 (h)  
1/18/58 L 71-70 (a)  
2/22/58 W 86-66 (h)  
12/19/58 W 85-79 (h)  
1/17/59 L 93-69 (a)  
2/28/59 W 92-85 (h)  
1/16/60 W 93-91 (a)  
2/27/60 W 107-89 (h)  
1/14/61 L 89-78 (a)  
2/25/61 W 75-73 (h)  
1/13/62 L 65-60 (a)  
2/24/62 L 83-80 (h)  
1/12/63 (OT) L 77-74 (a)  
2/23/63 W 99-70 (h)  
1/11/64 L 80-78 (a)  
2/29/64 W 82-80 (h)  
1/9/65 L 67-66 (a)  
3/1/65 W 82-75 (h)  
1/7/66 L 78-62 (a)  
2/28/66 W 112-90 (h)  
1/7/67 L 61-60 (a)  
3/1/67 W 110-90 (h)  
1/12/68 L 122-93 (a)  
3/1/68 W 96-84 (h)  
12/6/68 L 111-84 (h)  
1/10/69 L 86-81 (a)  
3/1/69 L 89-86 (h)  
1/9/70 L 104-63 (a)  
2/28/70 L 112-96 (h)  
1/8/71 L 114-106 (a)  
2/27/71 W 100-94 (h)  
1/20/86 W 83-75 (h)  
2/3/86 L 90-72 (a)

2/4/87 W 63-57 (h)  
2/26/87 L 108-84 (a)  
1/18/90 (20T) W 101-97 (h)  
2/17/90 L 92-73 (a)  
12/8/02 L 72-55 (a)  
12/14/03 L 67-58 (h)  
1/15/05 W 64-63 (h)  
2/22/05 W 65-49 (a)  
1/29/06 (OT) W 84-78 (a)  
3/5/06 L 64-61 (h)  
1/20/17 L 86-67 (a)  
3/3/07 (OT) L 98-90 (h)  
2/6/08 L 62-55 (h)  
3/8/08 (OT) L 75-72 (a)  
1/21/09 W 75-69 (h)  
2/18/09 L 80-67 (a)  
2/6/10 L 65-71 (a)  
3/6/10 L 60-61 (h)  
1/19/11 L 55-53 (h)  
2/26/11 L 65-59 (a)  
2/11/12 L 64-59 (a)  
2/26/12 W 78-62 (h)  
3/9/12 L 82-71 (n)

## FORDHAM (1-1)

12/22/70 L 85-83 (h)  
12/30/94 W 55-43 (h)

## FORT LAUDERDALE NAS (0-1)

2/4/46 L 32-31 (h)

## FURMAN (0-2)

1/4/52 L 55-53 (h)  
1/3/55 L 91-74 (h)

## GEORGE MASON (1-1)

1/1/90 (OT) W 101-91 (a)  
11/23/90 L 97-91 (h)

## GEORGE WASHINGTON (0-2)

2/11/71 L 83-81 (a)  
12/29/91 L 78-64 (n)

## GEORGETOWN (12-19)

1/24/55 W 84-81 (h)  
1/2/88 L 82-78 (h)  
1/7/89 L 112-79 (a)  
1/25/92 L 60-40 (a)  
2/15/92 L 75-58 (h)  
3/13/92 L 77-64 (n)

1/2/93 W 80-69 (h)  
3/3/93 L 82-64 (a)  
3/11/93 L 67-40 (n)  
12/7/93 L 61-47 (h)  
1/29/94 L 77-40 (a)  
1/7/95 L 71-64 (a)  
2/4/95 W 67-61 (h)  
3/10/95 L 69-58 (n)  
1/13/96 L 72-67 (a)  
3/7/96 L 92-62 (n)  
1/4/97 W 69-67 (a)  
1/18/97 (OT) W 68-65 (h)  
3/6/97 L 63-59 (n)  
12/6/97 W 66-56 (h)  
3/4/98 L 62-56 (n)  
12/30/98 W 64-63 (a)  
2/6/99 W 71-58 (h)  
3/4/99 W 65-54 (h)  
1/15/00 L 65-61 (a)  
2/7/00 W 77-55 (h)  
1/2/02 W 79-71 (a)  
3/7/02 (OT) W 84-76 (n)  
2/22/03 L 74-72 (h)  
1/31/04 (OT) L 87-80 (h)  
2/7/04 L 80-64 (a)

## GEORGIA (1-3)

1938-39 L 41-19 (a)  
11/3/85 W 81-78 (h)  
12/14/90 L 78-60 (h)  
12/22/92 L 69-67 (a)

## GEORGIA STATE (3-0)

11/29/85 W 82-72 (h)  
12/12/97 W 80-64 (h)  
12/18/98 W 76-55 (a)

## GEORGIA TECH (9-6)

1/3/53 W 82-60 (h)  
2/27/67 L 90-84 (a)  
12/27/97 L 89-61 (h)  
1/06/05 L 80-69 (a)  
2/26/05 L 76-72 (h)  
2/4/06 W 70-53 (a)  
12/3/06 W 90-82 (h)  
1/12/08 W 78-68 (h)  
2/17/08 W 64-63 (a)  
3/4/09 L 78-68 (a)  
2/10/10 W 64-62 (h)  
2/3/11 W 59-57 (h)

3/6/11 L 66-57 (a)  
1/24/12 W 64-49 (a)  
3/8/12 W 54-36 (a)

## HARTFORD (3-1)

3/3/86 W 66-62 (h)  
2/27/90 L 62-58 (h)  
12/13/96 W 74-58 (h)  
12/11/99 W 97-61 (h)

## HAVANA (5-1)

2/3/28 W 38-14 (h)  
1928-29 L 26-22 (h)  
1938-39 W 38-34 (h)  
1938-39 W 46-40 (h)  
1/7/49 W 73-57 (h)  
1/8/49 W 66-53 (h)

## HAWAII (2-1)

12/6/67 W 102-83 (a)  
12/7/67 L 110-76 (a)  
1/31/69 W 84-82 (h)

## HOFSTRA (1-0)

1/4/86 W 70-63 (h)

## HOLY CROSS (1-0)

12/29/61 W 77-71 (h)

## HOUSTON (5-9)

1/25/56 L 95-77 (h)  
12/22/56 W 67-63 (h)  
12/9/59 W 72-63 (a)  
1/23/60 L 88-79 (h)  
1/21/61 W 89-78 (h)  
2/8/62 L 80-69 (h)  
1/24/63 W 71-70 (h)  
2/13/64 L 93-83 (a)  
2/20/65 W 103-91 (h)  
2/17/66 L 111-96 (a)  
2/18/67 L 105-86 (h)  
2/15/68 L 106-64 (a)  
2/14/70 L 118-98 (a)  
2/20/71 L 99-93 (h)

## HOWARD (1-1)

12/6/91 L 64-55 (h)  
11/29/01 W 87-71 (h)

# All-Time Series Results

## ILLINOIS (0-1)

12/28/69 L 86-76 (h)

## ILLINOIS STATE (0-1)

12/22/99 L 87-78 (n)

## INDIANA (1-0)

12/15/01 W 58-53 (h)

## IPFW (1-0)

12/30/03 W 75-52 (h)

## IONA (1-0)

1/7/60 W 69-67 (a)

## JACKSONVILLE NAVY (1-2)

1941-42 W 44-18 (h)

1941-42 L 46-25 (a)

1941-42 L 44-37 (a)

## JACKSONVILLE (26-6)

12/2/57 W 89-87 (h)

1/17/58 L 86-72 (a)

1/16/59 W 64-62 (a)

2/14/59 W 95-93 (h)

12/3/59 W 106-98 (h)

1/13/60 (OT) W 78-70 (a)

1/13/61 (OT) W 93-84 (a)

2/20/61 W 96-80 (h)

12/2/61 W 93-80 (h)

11/29/97 W 74-70 (a)

1/10/62 W 90-89 (a)

1/9/63 W 103-91 (a)

2/5/63 W 112-105 (h)

1/8/64 W 97-92 (a)

2/4/64 W 117-92 (h)

1/7/65 W 86-82 (a)

1/16/65 W 127-99 (h)

1/8/66 L 71-69 (a)

2/12/66 W 117-104 (h)

1/6/67 W 75-70 (a)

1/14/67 W 106-86 (h)

1/13/68 W 72-67 (a)

1/18/68 W 76-75 (h)

1/11/69 W 94-87 (a)

2/25/69 W 95-86 (h)

1/10/70 L 121-87 (a)

3/4/70 L 108-97 (h)

1/9/71 L 124-82 (a)

3/2/71 L 94-75 (h)

12/18/96 W 74-57 (h)

11/29/97 W 74-70 (a)

11/12/10 W 89-77 (h)

## JEWISH PROG. ATLANTA (0-1)

1938-39 L 39-24 (h)

## JUNIOR C. OF C. (1-1)

1928-29 W 25-24 (h)

1928-29 L 28-23 (h)

## KANSAS (1-3)

1/17/87 L 82-47 (a)

1/12/89 W 87-86 (h)

1/10/90 L 100-73 (h)

1/16/91 L 73-60 (a)

## KENTUCKY (1-3)

12/3/56 L 114-75 (a)

12/5/98 L 74-65 (a)

1/29/00 L 60-57 (h)

12/6/08 W 73-67 (a)

## KENTUCKY WESLEYAN (4-1)

1/31/56 L 86-82 (h)

1/24/57 W 100-95 (h)

12/16/57 W 96-78 (a)

1/26/59 W 69-64 (h)

2/22/60 W 104-95 (h)

## KEY WEST NAVY (1-0)

1951-52 W 85-55 (h)

## LAFAYETTE (4-1)

1/11/71 W 78-75 (h)

1/14/91 L 73-57 (h)

3/12/99 W 75-54 (n)

11/24/01 W 79-69 (h)

11/25/06 W 98-66 (h)

## LA SALLE (4-9)

2/5/51 L 95-84 (h)

2/6/51 (OT) W 77-75 (h)

1/7/61 L 88-74 (a)

1/25/62 L 73-61 (h)

1/4/63 L 78-76 (a)

1/23/64 W 121-99 (h)

12/8/64 L 90-86 (a)

3/5/66 W 108-102 (h)

12/7/66 L 99-82 (a)

1/2/68 L 92-84 (h)

12/11/68 L 96-71 (a)

2/17/70 W 103-96 (h)

12/9/70 L 97-77 (a)

## LEHIGH (6-1)

12/4/70 W 74-67 (h)

12/27/89 L 83-59 (n)

1/9/91 W 99-67 (h)

12/30/96 W 68-32 (h)

12/27/00 W 71-52 (h)

12/30/02 W 68-62 (h)

12/9/06 W 79-58 (h)

## LONG ISLAND (1-0)

12/16/88 W 102-66 (h)

## UL LAFAYETTE (0-1)

12/20/99 L 66-60 (n)

## UL MONROE (1-0)

11/23/03 W 78-60 (h)

## LSU (3-1)

12/11/50 W 68-62 (h)

12/11/52 L 86-58 (a)

12/11/57 W 73-65 (a)

12/27/01 W 68-61 (n)

## LOUISVILLE (2-7)

1/5/51 L 73-60 (h)

12/29/52 L 84-74 (h)

1/31/57 L 89-60 (h)

1/30/61 W 71-69 (h)

12/6/61 L 77-59 (a)

2/9/63 W 94-84 (h)

12/28/65 (OT) L 85-84 (h)

12/31/05 L 58-43 (n)

12/23/06 L 82-59 (a)

## LOYOLA (N.O.) (9-7)

12/10/52 L 71-54 (a)

12/10/55 W 83-82 (a)

12/10/57 L 76-52 (h)

1/25/58 W 89-82 (h)

2/16/59 W 93-84 (h)

12/12/59 W 86-70 (a)

2/11/61 W 65-61 (h)

2/10/62 L 113-70 (h)

2/15/64 (OT) W 97-90 (a)

2/13/65 W 115-86 (h)

2/19/66 L 89-76 (a)

2/11/67 W 68-66 (h)

2/17/68 L 86-84 (a)

2/15/69 W 89-80 (h)

1/31/70 L 98-84 (a)

2/6/71 L 107-88 (h)

## LUBBOCK CHRISTIAN (1-0)

11/21/03 W 86-66 (h)

## MAINE (1-0)

11/29/91 W 62-57 (n)

## MANHATTAN (1-0)

12/28/85 W 79-61 (h)

## MARIST (2-1)

2/1/88 (OT) W 79-76 (a)

2/18/88 L 73-62 (h)

11/15/07 W 85-61 (n)

## MARQUETTE (2-2)

3/5/86 L 84-62 (a)

1/24/87 (OT) W 91-89 (h)

1/16/88 L 65-51 (a)

1/28/89 W 106-90 (h)

## MARSHALL (2-1)

1941-42 L 37-33 (h)

2/23/71 W 89-88 (h)

12/27/91 W 70-55 (n)

## MARYLAND (12-8)

1/28/49 L 43-42 (h)

1/29/49 W 58-48 (h)

2/1/54 L 63-57 (h)

1/22/62 L 71-68 (h)

12/29/64 W 80-73 (h)

1/30/68 W 93-73 (h)

12/21/68 W 92-85 (n)

12/29/70 L 111-77 (h)

2/5/05 (OT) W 75-73 (h)

1/7/06 W 84-70 (h)

3/1/06 L 65-61 (a)

1/10/07 W 63-58 (a)

3/8/07 W 67-62 (n)

2/23/08 W 78-63 (h)



# All-Time Series Results

1/14/09	W	62-60	(h)
1/31/09	L	73-68	(a)
1/26/10	L	59-81	(a)
3/2/11	W	80-66	(h)
2/1/12 (20T)	W	90-86	(h)
2/21/12	L	75-70	(a)

## MD-BALTIMORE COUNTY (3-0)

1/11/88	W	75-56	(h)
11/27/89	W	91-74	(h)
12/9/03	W	61-52	(h)

## MD-EASTERN SHORE (3-0)

2/12/86	W	77-55	(h)
1/14/87	W	88-66	(h)
11/25/88	W	108-80	(h)

## MASSACHUSETTS (3-0)

12/12/04	W	80-53	(h)
1/2/07	W	72-71	(a)
12/3/11	W	83-75	(h)

## MCDILL FIELD (2-0)

2/19/46	W	54-50	(a)
1/31/48	W	67-48	(a)

## MCNEESE STATE (1-0)

11/24/10	W	79-59	(h)
----------	---	-------	-----

## MEMPHIS (5-8)

1/4/56	L	79-71	(n)
1/18/64	W	78-69	(h)
2/15/66	L	86-72	(a)
2/2/67	W	88-63	(h)
2/13/68	L	67-44	(a)
1/21/91	L	80-72	(a)
2/11/91 (OT)	L	83-82	(h)
12/22/97	W	65-57	(a)
12/22/98	W	80-64	(a)
12/4/99	L	82-72	(a)
12/21/00	W	66-57	(h)
11/15/10	L	72-68	(a)
12/6/11	L	71-54	(h)

Formerly Memphis State University

## MERCER (1-1)

1938-39	L	56-37	(a)
2/3/90	W	53-47	(h)

## MIAMI BEACH (1-0)

1928-29	W	66-18	(h)
---------	---	-------	-----

## MIAMI BEACH ALL-STARs (1-0)

12/3/52	W	70-45	(h)
---------	---	-------	-----

## MIAMI BEACH CANOE CLUB (2-0)

2/21/28	W	52-21	(h)
2/23/28	W	18-9	(h)

## MIAMI (OHIO) (5-4)

1/17/47	L	60-44	(a)
1/10/55	L	75-73	(h)
12/30/58 (OT)	L	89-87	(h)
12/21/59	W	83-78	(a)
1/4/61 (20T)	W	102-100	(h)
12/28/61	W	83-73	(h)
2/2/65	W	100-85	(h)
2/22/69	W	74-68	(h)
12/27/90 (20T)	L	101-99	(n)

## MICHIGAN (0-4)

11/27/87	L	109-76	(n)
3/13/97	L	76-63	(a)
11/29/05	L	74-53	(a)
3/22/06	L	71-65	(a)

## MINNESOTA (1-1)

12/2/09	W	63-58	(h)
3/19/12	L	78-60	(h)

## MISSISSIPPI (3-1)

12/21/49	W	82-67	(h)
12/22/49	W	55-43	(h)
11/30/10	W	86-73	(h)
11/25/11 (OT)	L	64-61	(a)

## MISSISSIPPI COLLEGE (1-0)

1/19/56	W	89-84	(h)
---------	---	-------	-----

## MISSISSIPPI STATE (2-2)

12/13/57	L	66-64	(n)
12/28/90	W	74-67	(n)
12/11/06	L	70-52	(h)
12/13/07	W	64-58	(a)

## MISSOURI (0-1)

3/14/02	L	93-80	(n)
---------	---	-------	-----

## MISSOURI STATE (1-0)

3/21/11	W	81-72	(h)
---------	---	-------	-----

## MONMOUTH (1-1)

2/4/88 (OT)	L	64-62	(h)
11/22/99	W	67-46	(h)

## MOREHEAD STATE (4-3)

1/18/47	W	61-56	(a)
2/20/56	L	102-89	(h)
2/23/59	W	102-85	(h)
2/23/61	W	85-70	(h)
12/4/61	L	107-81	(a)
2/1/69 (OT)	W	92-91	(h)
2/1/71	L	76-75	(h)

## MORGAN STATE (2-0)

11/19/05	W	83-51	(h)
11/24/07	W	55-51	(h)

## MOUNT ST. MARY'S (1-0)

12/8/66	W	86-83	(a)
---------	---	-------	-----

## MUFFETS (2-0)

12/14/48	W	69-51	(h)
12/6/49	W	78-37	(h)

## MURRAY STATE (2-1)

1/30/53	L	69-65	(h)
12/14/59	W	92-80	(h)
12/8/61	W	69-67	(a)

## NAVY (0-1)

2/7/87	L	78-62	(n)
--------	---	-------	-----

## NAVY REC. BARRACKS (0-1)

1/16/46	L	46-43	(h)
---------	---	-------	-----

## NEBRASKA (1-3)

11/30/51	W	70-60	(h)
12/18/71	L	85-58	(a)
12/16/00	L	72-64	(h)
12/30/06	L	82-67	(h)

## NEVADA (1-1)

12/14/63 (OT)	W	81-78	(a)
12/11/66	L	89-79	(a)

## NEW HAMPSHIRE (1-0)

11/23/02	W	93-58	(h)
----------	---	-------	-----

## NEW MEXICO (0-2)

1/29/87	L	87-78	(a)
2/1/89	L	110-93	(h)

## NEW ORLEANS (0-2)

1/7/86	L	64-57	(a)
2/15/86	L	85-75	(h)

## NEW YORK UNIVERSITY (1-1)

12/29/54	L	74-67	(h)
12/28/67	W	102-91	(h)

## NIAGARA (1-0)

12/10/64	W	74-67	(a)
----------	---	-------	-----

## NORFOLK STATE (1-0)

1/02/05	W	76-58	(h)
---------	---	-------	-----

## NORTH CAROLINA (2-18)

1/13/50	L	55-53	(h)
1/14/50	L	66-51	(h)
12/6/86	L	122-77	(a)
2/5/90	L	87-74	(a)
12/18/99	L	78-68	(n)
12/4/00	L	67-45	(a)
1/4/03 (OT)	W	64-61	(h)
1/7/04	L	89-64	(a)
1/22/05	L	87-67	(a)
1/14/06	W	81-70	(a)
2/12/06	L	80-70	(h)
1/31/07	L	105-64	(a)
1/23/08	L	98-82	(h)
1/17/09	L	82-65	(a)
2/15/09	L	69-65	(h)
3/2/10	L	62-69	(a)
1/26/11	L	74-71	(h)
3/11/11	L	61-59	(n)
1/10/12	L	73-56	(a)
2/15/12	L	73-64	(h)

## NORTH CAROLINA A&T (4-0)

12/22/03	W	81-62	(h)
11/22/05	W	87-62	(h)
12/23/07	W	95-64	(h)
12/21/09	W	80-59	(h)

## UNC ASHEVILLE (1-0)

12/1/93	W	82-60	(h)
---------	---	-------	-----

# All-Time Series Results

## **NORTH CAROLINA CENTRAL (3-0)**

1/3/09	W	76-42	(h)
11/14/09	W	83-53	(h)
11/19/10	W	88-65	(h)

## **UNC GREENSBORO (2-0)**

2/15/11	W	78-58	(a)
1/2/12	W	99-89	(h)

## **NC STATE (4-9)**

1939-40	L	46-35	(a)
1/09/05	W	67-66	(h)
12/18/05	L	81-69	(a)
2/8/06 (20T)	L	86-77	(h)
2/10/07	W	80-65	(h)
1/19/08 (OT)	L	79-77	(a)
3/13/08	W	63-50	(n)
1/27/09 (OT)	L	84-81	(a)
3/7/09	W	72-64	(h)
2/27/10	L	66-71	(h)
1/23/11	L	72-70	(a)
1/22/12	L	78-73	(h)
2/29/12	L	77-73	(a)

## **UNC WILMINGTON (1-1)**

12/29/92	L	88-73	(h)
11/20/09	W	67-60	(n)

## **NORTH FLORIDA (3-0)**

12/20/07	W	85-63	(h)
12/31/08	W	94-41	(h)
11/19/11	W	75-62	(h)

## **NORTHEASTERN (2-0)**

1/31/91	W	79-63	(h)
11/25/00	W	92-86	(h)

## **NORTHEASTERN ILLINOIS (2-0)**

11/25/94	W	66-48	(h)
11/24/95	W	81-58	(h)

## **NORTHERN IOWA (1-0)**

11/27/98	W	78-69	(h)
----------	---	-------	-----

## **NORTHWESTERN (0-1)**

11/28/06	L	59-61	(a)
----------	---	-------	-----

## **NOTRE DAME (7-8)**

2/22/86	L	126-73	(h)
3/5/87	L	65-49	(a)
1/27/90	L	107-60	(a)
1/12/91	L	60-52	(h)
1/23/96	W	72-64	(h)
2/28/96	W	71-59	(a)
2/25/97	L	69-60	(a)
2/14/98	W	66-57	(h)
2/22/98	W	65-59	(a)
1/9/99	L	71-68	(h)
1/25/00	W	63-49	(a)
2/26/00	W	55-52	(h)
3/9/00	W	61-58	(n)
2/23/02	L	90-77	(h)
1/28/04	L	72-62	(a)

## **NOVA SOUTHEASTERN (1-0)**

11/16/09	W	108-58	(h)
----------	---	--------	-----

## **OHIO STATE (2-2)**

12/21/53	L	106-81	(h)
12/27/98	W	72-64	(h)
3/19/00	W	75-62	(n)
12/2/08	L	73-68	(h)

## **OHIO UNIVERSITY (1-1)**

12/18/65	W	105-100	(h)
12/30/69	L	99-74	(h)

## **OKLAHOMA CITY (5-4)**

2/10/58	W	83-66	(h)
1/29/60	W	97-84	(h)
1/6/62 (OT)	L	118-113	(h)
1/30/65	W	115-92	(h)
1/10/67	W	111-109	(h)
2/26/70	L	91-90	(h)
12/19/70 (OT)	L	94-91	(n)
1/2/71	W	90-87	(h)
1/22/71	L	88-75	(a)

## **OKLAHOMA STATE (1-0)**

3/15/06	W	62-59	(h)
---------	---	-------	-----

## **OLD DOMINION (1-0)**

12/26/88	W	77-76	(n)
----------	---	-------	-----

## **ORAL ROBERTS (2-1)**

11/28/88	W	108-103	(h)
2/25/89	L	99-92	(a)
12/21/10	W	69-56	(n)

## **OREGON STATE (0-1)**

12/1/69	L	86-81	(h)
---------	---	-------	-----

## **PENN STATE (0-4)**

11/29/86	L	74-61	(h)
11/27/90	L	93-67	(a)
1/25/91	L	69-57	(h)
3/15/95	L	62-56	(a)

## **PENNSYLVANIA (5-3)**

1/2/48	L	53-46	(h)
12/29/49	W	64-62	(h)
12/30/49	W	53-51	(h)
12/29/51	L	89-64	(h)
12/28/53	L	67-54	(h)
12/27/66	W	82-78	(h)
12/28/88	W	102-69	(n)
1/2/08	W	88-62	(h)

## **PENSACOLA NAS (2-0)**

2/14/47	W	69-50	(h)
2/15/47	W	64-36	(h)

## **PEPPERDINE (2-1)**

12/13/69 (OT)	L	93-90	(a)
1/3/10	W	86-63	(a)
12/30/10	W	94-59	(h)

## **PI CHI (2-0)**

1939-40	W	42-29	(n)
1940-41	W	45-27	(n)

## **PITTSBURGH (16-17)**

12/26/47	W	43-40	(a)
12/21/48	W	58-52	(h)
12/22/48	L	80-48	(h)
1/18/51	L	81-56	(a)
2/9/55	L	78-72	(h)
12/12/58	L	69-65	(a)
12/28/62	W	86-85	(h)
12/5/64	W	85-71	(a)
1/6/68	W	100-84	(h)
12/27/68	W	72-70	(h)
12/5/69	W	85-67	(a)
1/29/92	L	82-52	(a)
2/4/92	L	77-55	(h)
3/12/92	W	83-71	(n)
1/6/93	L	85-78	(a)
1/23/93	L	86-84	(h)
1/12/94	L	83-55	(a)

2/1/94	L	80-71	(h)
2/18/95	L	67-61	(a)
2/25/95 (OT)	W	76-68	(h)
1/20/96	W	66-57	(h)
1/8/97	L	76-72	(a)
2/5/97	W	78-63	(h)
1/3/98	W	73-65	(a)
1/30/99	L	60-54	(a)
2/23/99	W	85-52	(h)
2/1/00	W	64-60	(h)
2/31/00	W	74-66	(a)
1/8/01	L	62-51	(a)
3/7/01	L	78-69	(a)
1/15/02 (OT)	W	76-69	(h)
3/8/02	L	76-71	(n)
1/10/04 (20T)	L	84-80	(h)

## **PONCE DE LEON (0-1)**

1928-29	L	12-11	(h)
---------	---	-------	-----

## **PRINCETON (1-1)**

12/28/48	W	37-35	(h)
12/29/48 (20T)	L	62-55	(h)

## **PROVIDENCE (15-15)**

12/8/62	W	82-75	(a)
3/19/63	L	106-96	(n)
1/20/87	L	92-88	(h)
1/27/88	W	83-77	(a)
1/24/89	L	106-91	(h)
2/21/90	L	101-67	(a)
2/12/92	L	73-51	(h)
3/7/92	L	62-57	(a)
1/19/93	W	75-66	(h)
2/16/93	L	75-60	(a)
1/8/94	L	81-59	(a)
2/26/94	L	88-60	(h)
1/18/95	W	81-75	(a)
2/11/95	W	69-63	(h)
2/14/96	L	77-54	(a)
3/2/96	W	66-59	(h)
1/15/97	W	71-69	(h)
2/4/98	W	64-54	(h)
2/18/98	L	59-57	(a)
2/13/99	W	69-65	(a)
2/16/00	L	47-45	(h)
1/16/01	W	78-64	(a)
1/20/01	L	80-70	(h)
1/19/02 (OT)	W	102-96	(h)
2/26/02	W	81-65	(a)

# All-Time Series Results

1/29/03	W	60-57	(h)
2/18/03	L	73-63	(a)
2/21/04	L	70-57	(a)
11/18/07	W	64-58	(n)
3/18/09	W	78-66	(a)

## PURDUE (0-3)

12/30/87	L	110-82	(n)
3/14/99	L	73-63	(n)
11/29/11	L	76-65	(a)

## QUINNIPIAC (1-0)

12/29/99	W	80-66	(h)
----------	---	-------	-----

## RADFORD (1-0)

1/10/87	W	66-62	(n)
---------	---	-------	-----

## REDLAND (1-0)

1928-29	W	42-11	(h)
---------	---	-------	-----

## RHODE ISLAND (4-1)

1/3/62	W	80-70	(h)
12/6/62	W	88-80	(a)
1/4/64	W	105-88	(h)
1/5/70	W	105-95	(h)
11/25/03	L	54-53	(n)

## RICE (1-0)

12/22/10	W	73-67	(n)
----------	---	-------	-----

## RIDER (1-0)

12/18/85	W	81-58	(h)
----------	---	-------	-----

## RIO GRANDE (0-1)

12/19/53	L	89-88	(h)
----------	---	-------	-----

## ROBERT MORRIS (2-0)

11/30/94	W	66-51	(h)
12/14/08	W	70-62	(h)

## ROLLINS (36-13)

1/14/28	W	52-15	(h)
1/23/28	L	32-21	(a)
1928-29	W	34-15	(h)
1928-29	W	34-13	(a)
1930-31	L	32-22	(h)
1930-31	W	41-39	(h)
1930-31	L	39-36	(a)
1930-31	L	26-22	(a)
1938-39	W	48-29	(h)

1938-39	L	49-45	(h)
1938-39	W	52-39	(a)
1938-39	L	42-28	(a)
1939-40	L	51-50	(h)
1939-40	L	38-25	(h)
1939-40	L	56-49	(a)
1939-40	W	50-49	(a)
1940-41	W	55-29	(h)
1940-41	W	57-41	(h)
1940-41	W	44-35	(a)
2/11/50	W	70-54	(a)
12/7/50	L	59-58	(a)
1/10/51	W	79-54	(h)
12/15/51	L	78-63	(a)
2/15/52	W	98-61	(h)
2/5/53	W	68-60	(a)
2/12/53	W	95-69	(h)
2/4/54	L	85-71	(a)
1/8/55	W	93-76	(h)
2/12/55	W	77-69	(a)
1/21/56	W	86-72	(h)
2/9/56	W	89-82	(a)
1/19/57	W	63-51	(h)
2/7/57	W	93-86	(a)
1/13/58	W	90-71	(h)
1/30/58	L	72-68	(a)
12/3/58	W	104-87	(h)
2/6/59	W	84-81	(a)
12/1/59	W	110-86	(h)
2/2/60	W	90-79	(a)
12/1/60	W	80-62	(a)
2/1/61	W	103-75	(h)
1/31/62	W	89-67	(a)
2/19/62	W	92-54	(h)
1/30/63	W	120-72	(a)
2/12/63	W	144-75	(h)
12/19/63	W	108-90	(h)
1/28/64	W	127-85	(a)
1/23/65	W	128-95	(a)
2/23/65	W	148-79	(h)

2/5/00	W	58-52	(a)
2/17/02	L	64-61	(a)
1/21/04	W	73-63	(h)
2/4/04 (OT)	L	72-70	(a)
11/21/10	L	61-45	(a)
11/15/11	W	72-57	(h)

## SACRED HEART (1-0)

1/2/06	W	63-57	(h)
--------	---	-------	-----

## ST. FRANCIS (NY) (1-0)

3/16/63	W	71-70	(n)
---------	---	-------	-----

## ST. FRANCIS (PA) (2-0)

1/5/87	W	85-82	(h)
12/30/01	W	71-48	(h)

## ST. JOHN'S (14-16)

1/3/63	W	67-59	(a)
12/12/64	L	79-77	(h)
2/25/67	L	97-70	(a)
1/4/92	L	83-69	(a)
1/14/92	W	45-42	(h)
1/16/93	L	78-74	(a)
2/20/93	W	82-77	(h)
1/22/94	L	75-63	(h)
2/8/94	L	78-63	(a)
1/11/95	W	82-79	(a)
2/13/95	W	71-69	(h)
2/20/96 (20T)	W	96-91	(h)
12/3/96	L	61-57	(h)
2/22/97	L	77-73	(a)
3/5/97 (OT)	W	76-68	(n)
1/13/98	L	73-64	(a)
1/6/99	W	84-79	(h)
2/3/99	W	73-70	(a)
3/5/99	L	62-59	(h)
3/5/00	W	74-70	(h)
3/10/00	L	58-57	(n)
1/22/01 (OT)	L	67-63	(a)
2/10/01 (20T)	L	85-79	(h)
1/8/02	L	71-60	(a)
2/13/02	W	79-56	(h)
2/2/03	L	77-74	(a)
3/8/03	L	76-73	(h)
1/14/04	W	70-64	(a)
12/2/07	W	66-47	(h)
12/27/08	W	70-56	(a)

## ST. JOSEPH'S (PA) (1-3)

1/20/51	L	58-47	(a)
3/12/64	L	86-76	(n)
1/3/91	L	92-79	(a)
2/6/91	W	87-64	(h)

## ST. LOUIS (0-2)

3/16/61	L	58-56	(n)
12/23/88	L	86-71	(n)

## ST. MARY'S (CA) (5-0)

12/12/63	W	101-86	(a)
12/15/64	W	89-77	(h)
12/4/67	W	77-70	(h)
12/19/69	W	91-84	(h)
3/21/08	W	78-64	(n)

## ST. PETER'S (1-0)

1/19/63	W	91-75	(h)
---------	---	-------	-----

## ST. THOMAS (2-0)

12/3/69	W	62-60	(h)
12/17/87	W	71-47	(h)

*Formerly Biscayne College*

## SAM HOUSTON STATE (1-0)

12/17/93	W	73-58	(h)
----------	---	-------	-----

## SAN DIEGO (1-0)

11/24/08	W	80-45	(n)
----------	---	-------	-----

## SAN DIEGO STATE (1-1)

1/31/87 (OT)	W	83-82	(a)
2/6/88	L	56-49	(h)

## SAN FRANCISCO (2-1)

12/8/60	W	68-56	(a)
12/17/63	W	95-83	(h)
12/9/65	L	105-89	(a)

## SANTA CLARA (0-3)

12/6/60	L	66-65	(a)
12/10/63	L	86-77	(a)
12/7/65	L	78-74	(a)

## SAVANNAH STATE (3-0)

3/2/89	W	107-98	(h)
11/30/02	W	91-57	(h)
1/3/04	W	105-65	(h)

# All-Time Series Results

## SEBRING A.C. (1-0)

2/16/28 W 36-23 (a)

## SEBRING FIREMEN (1-0)

1930-31 W 38-35 (a)

## SETON HALL (8-15)

12/29/56 L 92-80 (h)

12/29/69 L 93-90 (h)

1/4/71 W 89-81 (h)

1/7/92 L 64-52 (a)

3/4/92 (OT) L 90-82 (h)

12/7/92 L 65-56 (a)

2/23/93 L 85-73 (h)

1/26/94 L 77-48 (h)

2/19/94 L 85-63 (a)

3/10/94 L 69-51 (n)

1/2/95 L 72-54 (a)

2/22/95 W 61-57 (h)

12/2/95 W 80-70 (h)

1/10/96 L 66-63 (a)

2/10/97 W 61-51 (a)

12/31/97 W 78-65 (a)

2/24/98 L 76-71 (h)

1/27/99 W 77-71 (h)

1/11/00 W 71-64 (a)

2/1/01 W 72-66 (h)

1/18/03 L 76-53 (a)

3/12/03 L 67-52 (n)

2/24/04 L 76-66 (h)

## 7TH NAVAL DISTRICT (0-1)

1/17/46 L 53-19 (h)

## SHENANDOAH PRESB. (1-0)

1940-41 W 50-36

## SOUTH CAROLINA (6-3)

12/17/48 W 59-40 (h)

12/18/48 W 65-64 (h)

12/14/49 W 64-54 (h)

12/15/49 W 57-56 (h)

2/5/55 L 83-77 (h)

1/2/60 (OT) W 107-106 (h)

12/5/87 L 76-63 (h)

3/15/05 L 69-67 (a)

11/22/09 W 85-70 (n)

## SOUTH CAROLINA STATE (1-1)

11/23/04 L 60-50 (h)

12/12/09 W 91-54 (h)

## SOUTH CAROLINA UPSTATE (1-0)

11/28/09 W 70-41 (h)

## SOUTH FLORIDA (6-2)

1/23/88 W 80-75 (h)

3/1/88 W 92-71 (a)

2/6/89 (20T) W 106-104 (h)

2/18/89 W 85-78 (a)

1/6/90 L 93-77 (a)

2/24/90 W 81-73 (h)

12/5/90 L 79-71 (a)

2/25/91 W 67-58 (h)

## SOUTHERN CALIFORNIA (0-2)

12/1/90 L 92-71 (a)

12/27/92 L 86-66 (n)

## SOUTHERN ILLINOIS (1-0)

11/14/97 W 73-61 (a)

## SOUTHERN METHODIST (0-2)

12/19/90 (20T) L 93-88 (a)

12/20/91 L 69-60 (h)

## SOUTHERN MISS (2-1)

12/1/55 L 63-61 (a)

2/16/57 W 85-78 (h)

11/21/08 W 70-60 (n)

*Formerly Mississippi Southern*

## SOUTHWEST TEXAS STATE (0-1)

12/4/92 L 60-57 (h)

## SPRING HILL COLLEGE (0-2)

12/14/55 L 79-71 (a)

2/2/57 L 84-75 (h)

## STANFORD (1-1)

12/30/86 W 71-58 (n)

1/16/89 L 93-59 (a)

## STETSON (48-33)

1/20/28 W 33-25 (h)

1/24/28 L 32-26 (a)

1928-29 W 35-13 (h)

1928-29 L 20-13 (a)

1930-31 L 36-16 (h)

1930-31 L 37-15 (a)

1939-40 L 33-29 (h)

1939-40 L 39-27 (h)

1939-40 L 48-42 (a)

1939-40 L 46-37 (a)

1940-41 L 46-29 (h)

1940-41 L 51-41 (h)

1940-41 L 45-40 (a)

1940-41 W 40-35 (a)

1941-42 L 47-42 (a)

1941-42 L 42-34 (a)

1941-42 L 44-37 (h)

1941-42 W 46-36 (h)

1/24/47 L 53-46 (h)

1/25/47 W 74-50 (h)

2/21/47 W 54-41 (a)

2/22/47 W 44-38 (a)

1/16/48 L 49-46 (a)

1/17/48 W 59-39 (a)

2/14/48 L 41-36 (h)

2/5/49 W 53-42 (h)

2/11/49 W 81-46 (a)

2/12/49 W 70-58 (a)

1/7/50 W 65-58 (h)

2/8/50 W 88-61 (a)

2/9/50 W 82-63 (a)

1/24/51 W 82-55 (h)

2/14/51 W 78-66 (a)

1/14/52 W 88-57 (h)

2/9/52 W 80-74 (a)

1/12/53 W 71-70 (h)

2/4/53 L 80-77 (a)

1/18/54 L 85-63 (h)

2/11/54 L 108-56 (a)

2/14/55 L 89-85 (a)

2/22/55 W 79-77 (h)

1/16/56 W 85-79 (h)

2/8/56 L 91-84 (a)

1/7/57 W 89-81 (h)

2/6/57 L 95-93 (a)

1/8/58 W 103-80 (h)

2/15/58 W 92-85 (a)

2/5/59 L 110-97 (a)

2/19/59 W 99-81 (h)

2/5/60 W 94-86 (a)

2/11/60 L 73-72 (h)

2/3/61 L 76-68 (a)

2/15/61 W 91-84 (h)

2/2/62 W 79-70 (a)

2/13/62 W 86-78 (h)

2/1/63 L 66-64 (a)

2/26/63 W 75-60 (h)

1/31/64 W 81-75 (a)

2/22/64 W 87-70 (h)

2/4/65 W 86-84 (a)

2/16/65 W 95-84 (h)

1/27/66 W 89-78 (a)

2/24/66 W 86-77 (h)

1/26/67 L 56-53 (a)

2/14/67 W 95-84 (h)

1/26/68 W 72-67 (a)

2/20/68 W 88-71 (h)

1/29/69 W 98-90 (a)

2/4/69 L 87-83 (h)

1/24/70 L 116-88 (a)

2/21/70 L 95-86 (h)

1/30/71 L 90-74 (a)

2/8/71 L 91-76 (h)

12/2/03 W 91-70 (h)

12/18/04 W 81-50 (h)

12/27/05 W 65-56 (h)

12/16/06 W 89-64 (h)

12/17/07 W 89-53 (h)

11/29/08 W 79-65 (h)

12/16/09 W 69-49 (a)

12/12/10 W 68-54 (h)

## SYRACUSE (5-14)

12/28/63 (OT) L 86-85 (h)

1/11/92 L 73-57 (a)

2/29/92 L 68-63 (h)

1/9/93 L 89-81 (a)

2/6/93 W 81-74 (h)

12/22/93 L 81-52 (a)

3/1/94 L 71-69 (h)

12/6/94 L 83-65 (h)

1/28/95 L 76-51 (a)

1/3/96 W 75-66 (h)

2/1/96 L 72-51 (a)

12/7/96 W 67-63 (h)

1/18/98 L 85-67 (a)

2/10/98 L 72-63 (h)

2/8/99 W 76-63 (a)

1/8/00 L 67-55 (h)

2/13/01 W 68-57 (a)

1/26/03 L 54-49 (h)

2/14/04 L 91-74 (h)



# All-Time Series Results

## TAMPA (44-10)

1939-40	W	39-31	(a)
1941-42	W	38-34	(h)
1941-42	W	52-38	(h)
2/18/46	W	44-23	(a)
1/10/47	W	53-27	(h)
1/11/47	W	52-34	(h)
1/31/47	W	53-25	(a)
2/1/47	W	82-36	(a)
12/12/47	L	47-35	(h)
12/13/47	W	58-46	(h)
2/3/48	W	60-55	(a)
2/4/48	W	86-67	(a)
2/19/49	W	74-57	(h)
2/25/49	L	81-58	(a)
1/6/50	W	76-61	(h)
2/6/50	L	67-55	(a)
1/12/51 (OT)	L	77-75	(h)
2/24/51	L	94-74	(a)
1/18/52	W	87-61	(h)
2/23/52	W	87-78	(a)
1/16/53	L	72-65	(h)
2/21/53	L	86-84	(a)
2/12/54	W	69-65	(a)
2/22/54	W	67-59	(h)
1/17/55	W	103-76	(h)
2/17/55	W	105-89	(a)
12/6/55	W	96-59	(h)
2/11/56	W	94-74	(a)
12/11/56	W	97-84	(h)
2/9/57	W	78-77	(a)
12/5/57	W	69-67	(h)
1/31/58	W	90-84	(a)
12/5/58	W	113-71	(h)
2/3/59	W	86-84	(a)
12/5/59	W	98-65	(h)
2/3/60	W	74-73	(a)
12/3/60	W	93-64	(h)
2/18/61	W	108-99	(a)
1/30/62	L	113-95	(a)
2/17/62	W	96-81	(h)
1/29/63	W	78-76	(a)
2/18/63	W	112-91	(h)
12/3/63	W	101-95	(h)
1/29/64	W	134-104	(a)
12/1/64	W	136-119	(a)
2/9/65	W	141-110	(h)
12/1/65	W	120-91	(h)
1/29/66	W	83-71	(a)
12/1/66	W	72-63	(a)

1/16/67	W	97-86	(h)
12/12/67	W	104-103	(h)
1/10/68	L	78-76	(a)
1/6/69	L	62-61	(a)
2/18/69	W	95-79	(h)

## TEACHERS COLL. OF CONN. (1-0)

12/15/50	W	60-48	(h)
----------	---	-------	-----

## TEMPLE (1-2)

12/29/61	L	85-67	(h)
12/20/03	W	72-66	(n)
12/27/05	L	73-56	(a)

## TENNESSEE (1-3)

12/17/54	L	89-80	(n)
12/1/91	W	72-60	(n)
12/27/95	L	56-54	(h)
12/22/96	L	78-65	(a)

## TENNESSEE-MARTIN (1-0)

12/29/00	W	70-54	(h)
----------	---	-------	-----

## TENNESSEE TECH (4-0)

3/7/47	W	55-51	(n)
2/8/89	W	111-101	(h)
12/23/04	W	69-57	(h)
11/11/11	W	69-58	(h)

## TEXAS (1-2)

12/19/87	W	85-56	(h)
2/22/89	L	123-104	(a)
3/23/08	L	75-72	(n)

## TEXAS A&M (3-0)

12/19/56	W	86-80	(h)
12/9/01	W	64-55	(a)
11/26/02	W	78-72	(h)

## TEXAS-ARLINGTON (1-0)

11/13/05	W	76-65	(n)
----------	---	-------	-----

## TEXAS CHRISTIAN (0-1)

12/14/57	L	82-59	(n)
----------	---	-------	-----

## TEXAS TECH (1-0)

12/22/52	W	79-64	(h)
----------	---	-------	-----

## TOLEDO (1-0)

12/6/56	W	68-67	(a)
---------	---	-------	-----

## TORONTO (1-0)

1/8/59	W	97-75	(h)
--------	---	-------	-----

## TOWSON STATE (1-0)

1/11/86	W	71-66	(h)
---------	---	-------	-----

## TULANE (5-4)

1/22/47	L	60-39	(h)
12/29/55	W	86-75	(h)
12/29/58	W	94-72	(h)
2/3/68	L	99-88	(a)
1/16/69	L	90-79	(h)
1/29/70	L	105-90	(a)
1/16/71	W	74-71	(h)
3/3/90	W	93-60	(h)
11/19/09	W	74-54	(n)

## TULSA (1-1)

2/22/62	W	83-66	(h)
3/24/00	L	80-71	(n)

## TURNER'S SPORTS SHOP (2-2)

1928-29	W	43-23	(h)
1928-29	W	36-17	(h)
1928-29	L	36-27	(h)
1930-31	L	33-24	(h)

## UCLA (0-4)

12/12/69	L	127-69	(a)
12/21/85	L	109-64	(a)
12/1/88	L	91-66	(h)
3/13/98	L	65-62	(n)

## UNLV (0-2)

12/28/94	L	56-55	(h)
11/29/96	L	55-43	(a)

## UTAH (1-0)

1/3/66	W	88-87	(h)
--------	---	-------	-----

## VALPARAISO (1-1)

12/28/56	L	81-76	(h)
3/14/12	W	66-50	(h)

## VILLANOVA (10-13)

2/18/92	L	74-50	(a)
2/25/92	L	61-50	(h)
1/30/93	L	82-69	(a)
3/6/93	W	77-76	(h)
2/12/94	L	77-58	(h)

3/5/94	L	83-63	(a)
1/25/95	L	92-62	(h)
2/7/95	L	73-63	(a)
12/5/95	L	70-68	(h)
1/27/96	L	90-62	(a)
1/11/97	W	61-59	(a)
1/22/98	W	78-63	(h)
1/31/98	L	78-75	(a)
2/16/99	W	103-82	(h)
1/11/00	W	67-66	(a)
2/17/01	W	80-62	(a)
3/3/01	W	65-53	(h)
1/24/02	W	76-58	(h)
2/5/02	W	65-56	(a)
2/8/03 (OT)	L	72-67	(h)
2/25/03	L	75-56	(a)
1/25/04	L	76-69	(h)
3/2/04	W	59-56	(a)

## VIRGINIA (9-5)

2/10/66	W	80-75	(h)
12/10/66	W	80-78	(a)
1/12/05	W	91-80	(a)
3/10/05	L	66-65	(n)
1/24/06	L	71-51	(a)
2/3/07	L	81-70	(a)
2/21/07	W	68-60	(h)
3/1/08	W	95-93	(h)
2/26/09	W	62-55	(a)
1/16/10	L	57-75	(a)
2/23/10	W	74-62	(h)
2/5/11 (OT)	W	70-68	(h)
3/10/11 (OT)	W	69-62	(n)
1/7/12	L	52-51	(a)

## VCU (3-1)

2/22/88	W	96-93	(a)
1/9/89	L	87-77	(h)
2/9/91	W	73-58	(h)
11/16/07	W	69-63	(n)

## VIRGINIA TECH (11-10)

1/10/01	L	85-74	(a)
2/6/01	W	86-61	(h)
1/12/02	W	77-68	(a)
3/2/02	W	83-77	(h)
2/11/03	W	85-65	(h)
3/5/03	W	79-71	(a)
1/17/04	W	65-59	(a)
2/02/05	L	73-63	(h)

# All-Time Series Results

2/19/05	L	71-58	(a)
2/22/06	W	70-59	(h)
1/23/07	L	92-85	(h)
2/24/07	L	73-57	(a)
2/9/08	W	74-71	(a)
3/14/08	L	63-49	(n)
1/25/09 (OT)	L	88-83	(h)
3/12/09	L	65-47	(n)
1/13/10	L	66-81	(a)
1/31/10	W	82-75	(h)
3/12/10	W	70-65	(n)
1/30/11	L	72-68	(a)
2/9/12	W	65-49	(h)

## **VOLKS A.C. (0-1)**

2/10/28	L	42-26	(h)
---------	---	-------	-----

## **WAGNER (0-1)**

12/29/93	L	57-55	(h)
----------	---	-------	-----

## **WAKE FOREST (6-8)**

2/5/40	L	46-17	(a)
1/28/91	L	72-66	(a)
1/29/05	L	94-82	(a)
2/15/05	L	68-63	(h)
1/31/06	W	78-69	(h)
1/6/07	L	59-58	(h)
2/17/07	L	74-69	(a)
1/29/08	L	70-68	(a)
2/4/09	W	79-52	(h)
1/9/10	W	67-66	(h)
2/2/10	L	53-62	(a)
3/11/10	W	83-62	(n)
2/9/11	W	74-73	(a)
2/18/12	W	74-56	(h)

## **WASHINGTON (0-3)**

12/1/67	L	96-54	(a)
12/2/67	L	81-80	(a)
1/15/90	L	83-67	(a)

## **WASHINGTON & LEE (1-0)**

12/18/54	W	80-75	(n)
----------	---	-------	-----

## **WEST VIRGINIA (7-8)**

12/30/55	L	83-78	(h)
1/5/91	L	71-67	(a)
2/6-96	W	68-65	(h)
2/17/96	L	72-69	(a)

3/1/97	L	82-54	(h)
1/10/98	L	98-84	(a)
2/28/98	W	70-66	(h)
1/16/99	W	64-55	(a)
1/5/00	W	66-58	(h)
2/22/00	W	68-50	(a)
2/28/01	W	73-66	(h)
1/7/03	L	68-63	(a)
3/6/04	L	58-53	(h)
12/4/10	W	79-76	(h)
12/10/11	L	77-66	(a)

## **WESTERN KENTUCKY (1-13)**

3/8/47	L	55-46	(a)
1/21/49	L	78-45	(h)
1/22/49	L	63-47	(h)
1/27/50	L	65-61	(h)
1/28/50	L	78-61	(h)
2/15/50	L	79-57	(a)
2/16/50	L	83-47	(a)
1/16/51	L	89-47	(a)
1/26/51	L	68-64	(h)
1/25/52	L	102-74	(h)
1/22/53	L	98-56	(h)
1/31/59	W	109-95	(h)
3/8/60	L	107-84	(n)
12/28/66	L	94-89	(h)

## **WICHITA STATE (1-0)**

12/30/88	W	81-59	(n)
----------	---	-------	-----

## **WILLIAM & MARY (1-0)**

2/2/66	W	88-66	(h)
--------	---	-------	-----

## **WINTHROP (2-2)**

12/14/86	L	63-55	(h)
1/9/88	W	62-60	(h)
12/16/96	W	81-56	(h)
12/29/07	L	76-70	(n)

## **WISCONSIN (0-2)**

12/7/85	L	88-66	(a)
12/8/86	L	65-54	(h)

## **WISCONSIN-GREEN BAY (2-1)**

12/9/85	W	67-63	(a)
1/3/87	L	62-45	(h)
11/15/05	W	80-54	(n)

## **WOFFORD (2-0)**

11/20/04	W	67-64	(h)
12/10/05	W	71-40	(h)

## **XAVIER (2-1)**

2/2/56	W	77-75	(h)
12/29/59	W	87-69	(h)
11/27/04 (OT)	L	83-70	(n)

## **YALE (4-2)**

12/29/50	L	78-62	(h)
12/27/51	L	70-68	(h)
12/27/55	W	92-90	(h)
12/28/64	W	86-71	(h)
12/20/68	W	77-71	(n)
12/29/86 (OT)	W	78-75	(n)

## **YMHA (2-0)**

1940-41	W	48-39	(h)
12/15/48	W	61-46	(h)

# All-Time Results

## 1926-27

### SEASON RECORD: 7-1

#### ART WEBB, HEAD COACH

Rollins	W	45-20
YMCA	W	55-11
St. Petersburg	W	45-23
Havana	L	23-28
Oglethorpe	W	49-26
Stetson	W	38-18
Florida Southern	W	54-24
Florida	W	39-20
Season Totals:		348-170

## 1927-28

### SEASON RECORD: 8-4

#### ART WEBB, HEAD COACH

1/14	Rollins	W	52-15
1/20	Stetson	W	33-25
1/23	at Rollins	L	21-32
1/24	at Stetson	L	26-32
1/25	at Florida Southern	L	26-40
2/3	Havana	W	38-14
2/10	Volks AC	L	26-42
2/15	at Florida	W	40-39
2/16	at Sebring AC	W	36-23
2/18	Florida Southern	W	38-18
2/21	Mia Beach Canoe Club	W	52-21
2/23	Mia Beach Canoe Club	W	18-9
Season Totals:			406-310

## 1928-29

### SEASON RECORD: 13-6

#### TOM MCCANN, HEAD COACH

Rollins	W	34-15
Havana	L	22-26
Ponce de Leon	L	11-12
Miami Beach	W	66-18
Stetson	W	35-13
Agoga	W	49-19
at Rollins	W	34-13
at Florida Southern	L	15-39
at Stetson	L	13-20
Church League All-Stars	W	68-23
Turner's Sports Shop	W	43-17
Turner's Sports Shop	W	36-17
Florida Southern	W	36-29
Junior C. of C.	W	25-24
Agoga	W	63-33
Junior C. of C.	L	23-28
Redland	W	42-11
City Hall	W	28-20
Turner's Sports Shop	L	27-36
Season Totals:		670-419

## 1929-30

### UM did not have a team

## 1930-31

### SEASON RECORD: 3-7

#### ART WEBB, HEAD COACH

Turner's Sports Shop	L	24-33
Rollins	L	22-32
Rollins	W	41-39
Florida Southern	W	27-24
Stetson	L	16-36
at Sebring Fireman	W	38-35
at Stetson	L	15-37
at Florida Southern	L	21-40
at Rollins	L	26-29
at Rollins	L	22-26
Season Totals:		252-331

## 1931-32

### SEASON RECORD: 17-1

#### TOM MCCANN, HEAD COACH

Won South Florida AAU title

## 1932-38

### UM DID NOT HAVE A TEAM

## 1938-39

### SEASON RECORD: 4-6

#### HART MORRIS, HEAD COACH

Havana	W	38-34
Havana	W	46-40
Rollins	W	48-29
Rollins	L	45-49
at Rollins	W	52-39
at Rollins	L	28-42
at Mercer	L	37-56
at Georgia	L	19-41
Jewish Prog., Atlanta	L	24-39
at Albany Ga. Blues	L	35-53
Season Totals:		372-422

## 1939-40

### SEASON RECORD: 8-12

#### HART MORRIS, HEAD COACH

Stetson	L	29-33
Stetson	L	27-39
Rollins	L	50-51
Rollins	L	25-38
at NC State	L	35-46
2/5 at Wake Forest	L	17-46
at Elon	L	30-58
2/8 at Florida	L	23-36
2/9 at Florida	L	26-53
at Tampa	W	39-31
at Florida Southern	W	43-42
at Rollins	L	49-56
at Rollins	W	50-49
at Stetson	L	43-48
at Stetson	L	37-46
at Florida Southern	W	37-30
Eastern Air Lines	W	30-25
*Boynton	W	41-29
*Pi Chi	W	42-29
*Freshmen	W	43-39
Season Totals:		716-824

\* Gold Ball Tournament

## 1940-41

### SEASON RECORD: 10-6

#### HART MORRIS, HEAD COACH

Stetson	L	29-46
Stetson	L	41-51
YMHA	W	48-39
Rollins	W	55-29
Rollins	W	57-41
at Florida Southern	W	57-43
at Rollins	W	44-35
at Stetson	L	40-45
at Stetson	W	40-35
Florida Southern	W	41-33
Florida Southern	L	38-50
2/21 Florida	L	35-48
2/22 Florida	L	50-62
Pi Chi*	W	45-27
Shenandoah Presby.*	W	50-36
Freshmen*	W	37-34
Season Totals:		707-654

\* Gold Ball Tournament

## 1941-42

### SEASON RECORD: 9-7

#### HART MORRIS, HEAD COACH

Marshall	L	33-37
Jacksonville Navy	W	44-18
Florida Southern	W	41-21
Florida Southern	W	41-25
Alumni	W	52-32
2/5 at Florida	L	31-47
2/6 at Florida	L	34-37
at Florida Southern	W	41-34
at Stetson	L	42-47
at Stetson	L	34-42
Tampa	W	38-34
Tampa	W	52-38
at Jacksonville Navy	L	25-46
at Jacksonville Navy	L	37-44
Stetson	L	37-44
Stetson	W	46-36
Season Totals:		628-570

## 1942-45

### RESULTS NOT AVAILABLE

## 1945-46

### SEASON RECORD: 8-5

#### W.H. STEERS, HEAD COACH

1/11	Coast Guard	W	46-45
1/16	Navy Rec. Barracks	L	43-46
1/17	7th Navy District	L	19-53
1/25	Boca Raton AAF	L	40-55
1/26	Coast Guard	W	54-45
2/4	Ft. Lauderdale NAS	L	31-32
2/5	Boca Raton AAF	L	41-48
2/9	Caribbean A.S.	W	46-41
2/11	Florida Southern	W	45-40
2/12	Florida Southern	W	53-47
2/18	at Tampa	W	44-23
2/19	at McDill Field	W	54-50
2/20	at Florida Southern	W	46-43
Season Totals:			560-568

# All-Time Results

## 1946-47

### SEASON RECORD: 20-7

#### HART MORRIS, HEAD COACH

12/13	Florida Southern	W	38-25
12/14	Florida Southern	L	25-41
12/20	Florida	W	36-33
12/21	Florida	W	39-35
1/3	at Florida	L	28-42
1/4	at Florida	L	28-61
1/10	Tampa	W	53-27
1/11	Tampa	W	52-34
1/17	at Miami (Ohio)	L	44-60
1/18	at Morehead State	W	61-56
1/22	Tulane	L	39-60
1/24	Stetson	L	46-53
1/25	Stetson	W	74-50
1/29	at Boca Raton AAF	W	61-43
1/31	at Tampa	W	53-25
2/1	at Tampa	W	82-36
2/6	Cincinnati	W	57-54
2/7	at Florida Southern	W	55-43
2/8	at Florida Southern	W	61-43
2/14	Pensacola NAS	W	69-50
2/15	Pensacola NAS	W	64-36
2/21	at Stetson	W	54-41
2/22	at Stetson	W	44-38
2/28	Banana River AF	W	68-48
3/6	City Coll. of Charleston	W	56-52
3/7	Tennessee Tech	W	55-51
3/8	Western Kentucky	L	46-55
Season Totals:			1400-1192

## 1947-48

### SEASON RECORD: 11-7

#### HART MORRIS, HEAD COACH

12/12	Tampa	L	35-47
12/13	Tampa	W	58-46
12/19	Florida	W	67-50
12/20	Florida	L	55-58
12/26	Pittsburgh	W	43-40
1/2	Pennsylvania	L	46-53
1/16	at Stetson	L	46-49
1/17	at Stetson	W	59-39
1/31	at McDill Field	W	67-38
2/3	at Tampa	W	60-5
2/4	at Tampa	W	86-67
2/6	at Florida Southern	L	50-59
2/7	at Florida Southern	W	52-43
2/14	Stetson	L	36-41
2/20	at Florida	L	50-72
2/21	at Florida	W	52-49
2/27	Florida Southern	W	76-44
2/28	Florida Southern	W	59-42
Season Totals:			997-902

## 1948-49

### SEASON RECORD: 19-8

#### HART MORRIS, HEAD COACH

1948	Checker Cab	W	73-33
12/14	Muffets	W	69-51
12/15	YMHA	W	61-46
12/17	South Carolina	W	59-40
12/18	South Carolina	W	65-64
12/21	Pittsburgh	W	58-52
12/22	Pittsburgh	L	48-80
12/28	Princeton	W	37-35
12/29	Princeton	L2OT	55-62
1/7	Havana	W	73-57
1/8	Havana	W	66-53
1/14	Florida	W	75-65
1/15	Florida	W	44-42
1/21	Western Kentucky	L	45-78
1/22	Western Kentucky	L	47-63
1/28	Maryland	L	42-43
1/29	Maryland	W	58-48
2/5	Stetson	W	53-42
2/8	at Florida Southern	W	68-47
2/9	at Florida Southern	W	68-57
2/11	at Stetson	W	81-46
2/12	at Stetson	W	70-58
2/19	Tampa	W	74-57
2/22	at Florida	L	56-90
2/23	at Florida	W	60-50
2/25	at Tampa	L	58-81
3/7	vs. Eastern Illinois*	L	73-89
Season Totals:			1633-1515
* NAIB Tournament (Kansas City, Mo.)			

## 1949-50

### SEASON RECORD: 14-9

#### HART MORRIS, HEAD COACH

12/7	Muffets	W	78-37
12/10	Florida	L	53-60
12/14	South Carolina	W	64-54
12/15	South Carolina	W	57-56
12/21	Mississippi	W	82-67
12/22	Mississippi	W	55-43
12/29	Pennsylvania	W	64-62
12/30	Pennsylvania	W	53-51
1/6	Tampa	W	76-61
1/7	Stetson	W	65-58
1/13	North Carolina	L	53-55
1/14	North Carolina	L	51-66
1/20	Florida Southern	W	69-59
1/21	Florida Southern	W	59-49
1/27	Western Kentucky	L	61-65
1/28	Western Kentucky	L	61-78
2/6	at Tampa	L	55-67
2/8	at Stetson	W	88-61
2/9	at Stetson	W	82-63
2/11	Rollins	W	70-54
2/15	at Western Kentucky	L	57-79
2/16	at Western Kentucky	L	47-83
2/18	at Florida	L	46-66
Season Totals:			1446-1393

## 1950-51

### SEASON RECORD: 10-12

#### HART MORRIS, HEAD COACH

12/7	at Rollins	L	58-59
12/9	at Florida Southern	W	64-61
12/11	LSU	W	68-62
12/15	Teachers Coll. of CT	W	60-48
12/19	Florida State	W	80-61
12/27	Dartmouth	W	61-52
12/29	Yale University	L	78-62
1/5	Louisville	L	73-60
1/10	Rollins	W	79-54
1/12	Tampa	LOT	75-77
1/16	at Western Kentucky	L	47-89
1/18	at Pittsburgh	L	56-81
1/20	at St. Joseph's (Pa.)	L	47-58
1/24	Stetson	W	82-55
1/26	Western Kentucky	L	64-68
2/2	Florida	L	71-78
2/5	La Salle	L	84-95
2/6	La Salle	WOT	77-75
2/9	Florida Southern	W	79-65
2/13	at Florida	L	61-71
2/14	at Stetson	W	78-66
2/24	at Tampa	L	74-94
Season Totals:			1487-1520

## 1951-52

### SEASON RECORD: 14-8

#### HART MORRIS, HEAD COACH

	Boca Chica	W	90-53
	Key West Navy	W	85-55
12/12	Culver-Stockton	W	68-54
12/15	at Rollins	L	63-78
12/17	at Florida	L	65-69
11/30	Nebraska	W	70-60
12/27	Yale	L	68-70
12/29	Pennsylvania	L	64-89
1/4	Furman	L	53-55
1/9	Florida Southern	W	106-43
1/11	Florida State	W	93-56
1/14	Stetson	W	88-57
1/18	Tampa	W	87-61
1/25	Western Kentucky	L	74-102
2/1	Bowling Green	L	67-78
2/7	at Florida Southern	W	58-41
2/9	at Stetson	W	80-74
2/11	at Florida State	W	76-63
2/15	Rollins	W	98-61
2/18	Florida	W	76-68
2/23	at Tampa	W	87-78
2/28	vs. Florida State*	L	70-73
Season Totals:			1633-1515
* NAIB District Tournament (DeLand, Fla.)			

## 1952-53

### SEASON RECORD: 8-12

#### DAVE WIKE, HEAD COACH

12/1	Florida Southern	W	83-60
12/10	at Loyola (N.O.)	L	54-71
12/11	at Louisiana State	L	58-86
12/16	Florida	W	75-73
12/18	Columbia	L	59-65
12/22	Texas Tech	W	79-64
12/29	Louisville	L	74-84
1/3	Georgia Tech	W	82-60
1/9	Florida State	W	93-65
1/12	Stetson	W	71-70
1/16	Tampa	L	65-72
1/22	Western Kentucky	L	56-98
1/30	Murray State	L	65-69
2/2	at Florida	L	56-78
2/4	at Stetson	L	77-80
2/5	at Rollins	W	68-60
2/12	Rollins	W	95-69
2/21	at Tampa	L	84-86
2/23	at Florida State	L	75-81
2/24	at Eglin Field	L	64-66
Season Totals:			1433-1457

## 1953-54

### SEASON RECORD: 5-10

#### DAVE WIKE, HEAD COACH

12/12	Florida	W	85-75
12/19	Rio Grande	L	88-98
12/21	Ohio State	L	81-106
12/28	Pennsylvania	L	54-67
1/4	Brandeis	L	48-68
1/9	Florida State	W	78-61
1/15	at Florida	L	52-75
1/18	Stetson	L	63-85
2/1	Maryland	L	57-63
2/4	at Rollins	L	71-85
2/5	at Florida State	W	69-76
2/11	at Stetson	L	56-108
2/12	at Tampa	W	69-65
2/13	at Fla. Southern	W2OT	77-70
2/22	Tampa	W	67-59
Season Totals:			1015-1161



# All-Time Results

## 1954-55

### SEASON RECORD: 10-11

#### BRUCE HALE, HEAD COACH

12/13	Florida Southern	W	58-44
12/16	Florida	L	61-70
12/17	vs. Tennessee*	L	80-89
12/18	vs. Washington & Lee*W		80-75
12/20	at Florida State	L	66-71
12/29	New York University	L	67-74
1/3	Furman	L	74-91
1/8	Rollins	W	93-76
1/10	Miami (Ohio)	L	73-75
1/13	at Florida	L	68-80
1/17	Tampa	W	103-76
1/24	Georgetown	W	84-81
2/5	South Carolina	W	77-83
2/9	Pittsburgh	L	72-78
2/12	at Rollins	W	77-69
2/14	at Stetson	L	85-89
2/16	at Florida Southern	W	73-71
2/17	at Tampa	W	105-89
2/19	at Key West Navy	W	87-75
2/22	Stetson	W	79-77
2/25	Florida State	L	80-86
Season Totals:			1642-1619

\* Blue Gray Tournament (Montgomery, Ala.)

## 1955-56

### SEASON RECORD: 14-12

#### BRUCE HALE, HEAD COACH

12/3	Florida Southern	W	92-80
12/6	Tampa	W	96-59
12/10	at Southern Miss	L	61-63
12/12	at Loyola (N.O.)	W	83-82
12/14	at Spring Hill College	L	71-79
12/19	Florida	L	69-74
12/22	Bradley	W	80-73
12/27	Yale	W	92-90
12/29	vs. Tulane*	W	86-75
12/30	vs. West Virginia*	L	78-83
1/4	vs. Memphis State^	L	71-79
1/5	vs. Clemson^	L	96-98
1/7	at Florida State	L	76-78
1/9	Mississippi College	W	89-84
1/13	at Florida	L	85-87
1/16	Stetson	W	85-79
1/21	Rollins	W	86-72
1/25	Houston	L	77-95
1/31	Kentucky Wesleyan	L	82-86
2/2	Xavier	W	77-75
2/8	at Stetson	L	84-91
2/9	at Rollins	W	89-82
2/10	at Florida Southern	W	91-90
2/11	at Tampa	W	94-74
2/20	Morehead State	L	89-102
2/25	Florida State	W	91-85
Season Totals:			2170-2115

\* Orange Bowl Classic (Miami, Fla.)

^ Senior Bowl Classic (Mobile, Ala.)

## 1956-57

### SEASON RECORD: 13-13

#### BRUCE HALE, HEAD COACH

12/1	Florida Southern	W	84-69
12/3	Kentucky	L	75-114
12/5	at Dayton	L	48-87
12/6	at Toledo	W	68-67
12/8	at Akron	L	80-106
12/11	Tampa	W	97-84
12/15	Florida	L	65-89
12/19	Texas A&M	W	86-80
12/22	Houston	W	67-63
12/27	vs. Connecticut*	L	70-74
12/28	vs. Valparaiso*	L	76-81
12/29	vs. Seton Hall*	L	80-92
1/3	Colorado	L	66-73
1/7	Stetson	W	89-81
1/10	at Florida	L	63-98
1/12	at Florida State	W	85-77
1/19	Rollins	W	63-51
1/24	Kentucky Wesleyan	W	100-95
1/31	Louisville	L	60-89
2/2	Spring Hill	L	75-84
2/6	at Stetson	L	93-95
2/7	at Rollins	W	93-86
2/8	at Florida Southern	L	85-95
2/9	at Tampa	W	78-77
2/26	Southern Miss	W	85-78
2/23	Florida State	W	98-82
Season Totals:			2029-2167

\* Orange Bowl Classic

## 1957-58

### SEASON RECORD: 14-8

#### BRUCE HALE, HEAD COACH

12/2	Jacksonville	W	89-87
12/5	Tampa	W	69-67
12/10	Loyola (N.O.)	L	62-76
12/11	at Louisiana State	W	73-65
12/13	vs. Mississippi State*	L	64-66
12/14	vs. Texas Christian*	L	59-82
12/16	at Kentucky Wesleyan	W	96-78
12/21	Florida	L	64-73
1/8	Stetson	W	103-80
1/13	Rollins	W	90-71
1/16	at Florida	L	70-75
1/17	Jacksonville	L	72-86
1/18	at Florida State	L	70-71
1/25	Loyola (N.O.)	W	89-82
1/30	at Rollins	L	68-72
1/31	at Tampa	W	90-84
2/5	at Florida Southern	W	84-69
2/8	Army	W	92-82
2/10	Oklahoma City	W	83-66
2/15	at Stetson	W	92-85
2/17	Florida Southern	W	76-58
2/22	Florida State	W	86-66
Season Totals:			1741-1652

\* Montgomery Classic

## 1958-59

### SEASON RECORD: 18-7

#### BRUCE HALE, HEAD COACH

12/3	Rollins	W	104-87
12/5	Tampa	W	113-71
12/8	Florida Southern	W	107-80
12/12	vs. Pittsburgh*	L	65-69
12/13	vs. Clemson*	L	61-66
12/17	Florida	W	92-82
12/19	Florida State	W	85-79
12/20	vs. The Citadel^	L	77-93
12/29	vs. Tulane+	W	94-72
12/30	vs. Miami (Ohio)+	LOT	87-89
1/8	Toronto	W	97-55
1/15	at Florida	L	70-85
1/16	at Jacksonville	W	64-62
1/17	at Florida State	L	69-93
1/26	Kentucky Wesleyan	W	69-64
1/31	Western Kentucky	W	109-95
2/2	at Florida Southern	W	79-76
2/3	at Tampa	W	86-84
2/5	at Stetson	L	97-110
2/6	at Rollins	W	84-81
2/14	Jacksonville	W	95-93
2/16	Loyola (N.O.)	W	93-84
2/19	Stetson	W	99-81
2/23	Morehead State	W	102-85
2/28	Florida State	W	92-85
Season Totals:			2190-2029

\* Steel Bowl Classic (Pittsburgh, Pa.)

^ The Citadel Invitational (Charleston, S.C.)

+ Hurricane Classic

## 1959-60

### SEASON RECORD: 23-4

#### NCAA TOURNAMENT

#### BRUCE HALE, HEAD COACH

12/1	Rollins	W	110-86
12/3	Jacksonville	W	106-98
12/5	Tampa	W	98-65
12/9	at Houston	W	72-63
12/10	at Centenary	L	77-84
12/12	at Loyola (N.O.)	W	86-70
12/14	Murray State	W	92-80
12/19	Florida	W	79-77
12/21	at Miami (Ohio)	W	83-78
12/28	vs. Brigham Young*	W	110-93
12/29	vs. Xavier*	W	87-69
1/2	South Carolina	WOT	107-106
1/7	at Iona	W	69-67
1/13	at Jacksonville	WOT	78-70
1/14	at Florida	W	70-65
1/16	at Florida State	W	93-91
1/23	Houston	L	79-88
1/29	Oklahoma City	W	97-84
2/2	at Rollins	W	90-79
2/3	at Tampa	W	74-73
2/4	at Stetson	W	94-86

2/6	at Florida Southern	W	88-71
2/11	Stetson	L	72-73
2/18	Florida Southern	W	121-85
2/22	Kentucky Wesleyan	W	104-95
2/27	Florida State	W	107-89
3/8	vs. Western Kentucky^	L	84-107
Season Totals:			2427-2192

\* Hurricane Classic

^ NCAA Tournament (Lexington, Ky.)

## 1960-61

### SEASON RECORD: 20-7

#### NIT

#### BRUCE HALE, HEAD COACH

12/1	at Rollins	W	80-62
12/3	Tampa	W	93-64
12/6	at Santa Clara	L	65-66
12/8	at San Francisco	W	68-56
12/10	at Brigham Young	L	80-112
12/15	Florida Southern	W	87-54
12/17	Florida	W	93-74
12/28	vs. Army*	W	82-75
12/29	vs. Holy Cross*	W	77-71
1/4	Miami (Ohio)	W2OT	102-100
1/7	at La Salle	L	74-88
1/11	at Florida	L	73-81
1/13	at Jacksonville	WOT	93-84
1/14	at Florida State	L	78-89
1/21	Houston	W	89-78
1/26	Centenary	W	86-74
1/30	Louisville	W	71-69
2/1	Rollins	W	103-75
2/3	at Stetson	W	91-84
2/4	at Florida Southern	W	92-80
2/11	Loyola (N.O.)	W	65-61
2/15	Stetson	W	91-84
2/18	at Tampa	W	108-99
2/20	Jacksonville	W	96-80
2/23	Morehead State	W	85-70
2/25	Florida State	W	75-73
3/16	vs. St. Louis^	L	56-58
Season Totals:			2230-2036

\* Hurricane Classic

^ National Invitational Tournament (New York, N.Y.)

# All-Time Results

## 1961-62

### SEASON RECORD: 14-12

#### BRUCE HALE, HEAD COACH

12/2	Jacksonville	W	93-80
12/4	at Morehead State	L	81-107
12/6	at Louisville	L	59-77
12/8	at Murray State	W	69-67
12/14	Florida Southern	W	96-67
12/16	Florida	W	66-61
12/28	vs. Miami (Ohio)*	W	83-73
12/29	vs. Temple*	L	67-85
1/3	Rhode Island	W	80-70
1/6	Oklahoma City	LOT	113-118
1/10	at Jacksonville	W	90-89
1/11	at Florida	L	62-74
1/13	at Florida State	L	60-65
1/22	Maryland	L	68-71
1/25	La Salle	L	61-73
1/30	at Tampa	L	95-113
1/31	at Rollins	W	89-67
2/2	at Stetson	W	79-70
2/3	at Florida Southern	W	82-73
2/8	Houston	L	69-80
2/10	Loyola (N.O.)	L	70-113
2/13	Stetson	W	86-78
2/17	Tampa	W	96-81
2/19	Rollins	W	92-54
2/22	Tulsa	W	83-66
2/24	Florida State	L	80-83
Season Totals:			2069-2045

\* Hurricane Classic

## 1962-63

### SEASON RECORD: 23-5

#### NIT

#### BRUCE HALE, HEAD COACH

11/30	Florida	WOT	91-87
12/4	at Boston College	W	72-69
12/6	at Rhode Island	W	88-80
12/8	at Providence	W	82-75
12/13	Florida Southern	W	116-93
12/21	Duke	W	71-69
12/27	vs. Cornell*	W	94-85
12/28	vs. Pittsburgh*	W	86-85
1/3	at St. John's	W	67-59
1/4	at La Salle	L	76-78
1/9	at Jacksonville	W	103-91
1/10	at Florida	W	86-77
1/12	at Florida State	LOT	74-77
1/19	St. Peter's	W	99-75
1/24	Houston	W	71-70
1/29	at Tampa	W	78-76
1/30	at Rollins	W	120-72
2/1	at Stetson	L	64-66
2/2	at Florida Southern	W	99-83
2/5	Jacksonville	W	112-105
2/9	Louisville	W	112-84
2/12	Rollins	W	114-75

2/16	Loyola (N.O.)	L	77-84
2/18	Tampa	W	112-81
2/23	Florida State	W	99-70
2/26	Stetson	W	75-60
3/16	vs. St. Francis (N.Y.)^	W	71-70
3/19	vs. Providence^	L	96-106
Season Totals:			2505-2212

\* Hurricane Classic

^ National Invitational Tournament  
(New York, N.Y.)

## 1963-64

### SEASON RECORD: 20-7

#### NIT

#### BRUCE HALE, HEAD COACH

12/3	Tampa	W	101-95
12/7	Florida	W	95-79
12/10	at Santa Clara	L	77-86
12/12	at St. Mary's (CA)	L	101-86
12/14	at Nevada	WOT	81-78
12/17	San Francisco	W	95-83
12/19	Rollins	W	108-90
12/27	vs. Army*	W	79-71
12/28	vs. Syracuse*	LOT	85-86
1/4	Rhode Island	W	105-88
1/8	Jacksonville	W	97-92
1/9	at Florida	L	91-114
1/11	at Florida State	L	78-80
1/18	Memphis State	W	78-69
1/23	La Salle	W	121-99
1/28	at Rollins	W	127-85
1/29	at Tampa	W	134-104
1/31	at Stetson	W	81-75
2/1	at Florida Southern	W	85-78
2/4	Jacksonville	W	117-92
2/10	Creighton	L	94-124
2/13	at Houston	L	83-93
2/15	at Loyola (N.O.)	WOT	97-90
2/18	Florida Southern	W	120-79
2/22	Stetson	W	87-70
2/29	Florida State	W	82-80
3/12	vs. St. Joseph's (Pa.)^	L	76-86
Season Totals:			2575-2352

\* Hurricane Classic

^ National Invitational Tournament  
(New York, N.Y.)

## 1964-65

### SEASON RECORD: 22-4

#### BRUCE HALE, HEAD COACH

12/1	at Tampa	W	136-119
12/4	vs. Duquesne*	W	99-95
12/5	vs. Pittsburgh*	W	85-71
12/8	at La Salle	L	86-90
12/10	at Niagra	W	74-67
12/12	St. John's	L	77-79
12/15	St. Mary's (CA)	W	89-77
12/19	Florida	W	67-58

12/28	vs. Yale^	W	86-71
12/29	vs. Maryland^	W	80-73
1/7	at Jacksonville	W	86-82
1/9	at Florida State	L	66-67
1/13	Florida Southern	W	124-93
1/16	Jacksonville	W	127-99
1/21	at Florida	L	69-86
1/23	at Rollins	W	128-92
1/30	Oklahoma City	W	115-92
2/2	Miami (Ohio)	W	100-85
2/4	at Stetson	W	86-84
2/5	at Florida Southern	W	94-82
2/9	Tampa	W	141-110
2/13	Loyola (N.O.)	W	115-86
2/16	Stetson	W	95-84
2/20	Houston	W	103-91
2/23	Rollins	W	148-79
3/1	Florida State	W	82-75
Season Totals:			2558-2190

\* Steel Bowl (Pittsburgh, Pa.)

^ Hurricane Classic

## 1965-66

### SEASON RECORD: 15-11

#### BRUCE HALE, HEAD COACH

12/1	Tampa	W	120-91
12/4	Florida	L	66-77
12/7	at Santa Clara	L	74-78
12/9	at San Francisco	L	89-105
12/11	at Nevada	L	79-89
12/18	Ohio University	W	105-100
12/27	vs. Boston*	W	81-60
12/28	vs. Louisville*	LOT	84-85
1/3	Utah University	W	88-87
1/7	at Florida State	L	62-78
1/8	at Jacksonville	L	69-71
1/12	at Florida	L	66-111
1/15	Florida Southern	W	89-66
1/27	at Stetson	W	89-78
1/28	at Florida Southern	W	101-80
1/29	at Tampa	W	83-71
2/2	William & Mary	W	88-66
2/5	Creighton	W	91-81
2/10	Virginia	W	80-75
2/12	Jacksonville	W	117-104
2/15	at Memphis State	L	72-86
2/17	at Houston	L	96-111
2/19	at Loyola (N.O.)	L	76-89
2/24	Stetson	W	86-77
2/28	Florida State	W	112-90
3/5	La Salle	W	108-102
Season Totals:			2271-2208

\* Hurricane Classic

## 1966-67

### SEASON RECORD: 15-11

#### BRUCE HALE, HEAD COACH

12/1	at Tampa	W	72-63
12/3	Florida	L	88-113
12/7	at La Salle	L	82-99
12/8	at Mount St. Mary's	W	86-83
12/10	at Virginia	W	80-78
12/16	vs. Clemson*	L	64-73
12/17	vs. Auburn*	W	87-73
12/27	vs. Pennsylvania^	W	82-78
12/28	vs. Western Kentucky^	L	89-94
1/6	at Jacksonville	W	75-70
1/7	at Florida State	L	60-61
1/10	Oklahoma City	W	111-109
1/14	Jacksonville	W	106-86
1/16	Tampa	W	97-86
1/19	Florida Southern	W	102-73
1/26	at Stetson	L	53-56
1/27	at Florida Southern	W	55-49
2/2	Memphis State	W	88-63
2/8	at Florida	L	57-73
2/11	Loyola (N.O.)	W	68-66
2/14	Stetson	W	95-84
2/18	Houston	L	86-105
2/21	Dayton	L	79-80
2/25	at St. John's	L	70-97
2/27	at Georgia Tech	L	84-90
3/1	Florida State	W	110-90
Season Totals:			2126-2091

\* Volunteer Classic

^ Hurricane Classic

## 1967-68

### SEASON RECORD: 17-11

#### RON GODFREY, HEAD COACH

12/1	at Washington	L	54-96
12/2	at Washington	L	80-81
12/4	at St. Mary's (CA)	W	77-70
12/6	at Hawaii	W	102-83
12/7	at Hawaii	L	76-110
12/12	Tampa	W	104-103
12/16	Eastern Kentucky	W	93-87
12/19	Brown	W	72-71
12/27	vs. Dartmouth*	W	100-81
12/28	vs. New York Univ.*	W	102-91
1/2	La Salle	L	84-92
1/6	Pittsburgh	W	100-84
1/10	at Tampa	L	76-78
1/12	at Florida State	L	93-122
1/13	at Jacksonville	W	72-67
1/18	Jacksonville	W	76-75
1/26	at Stetson	W	72-67
1/27	at Florida Southern	W	94-76
1/30	Maryland	W	93-73
2/1	at Dayton	L	60-98
2/3	at Tulane	L	88-99
2/10	Florida A&M	W	108-98

# All-Time Results

2/13	at Memphis State	L	44-67
2/15	at Houston	L	64-106
2/17	at Loyola (N.O.)	L	84-86
2/20	Stetson	W	88-71
2/24	Creighton	W	106-93
3/1	Florida State	W	96-84
Season Totals:			2368-2419

\* Hurricane Classic

## 1968-69

### SEASON RECORD: 14-10

#### RON GODFREY, HEAD COACH

12/6	vs. Florida State*	L	84-111
12/7	vs. Florida*	L	62-111
12/11	at La Salle	W	71-96
12/13	at Alabama	L	72-85
12/20	vs. Yale^	W	77-71
12/21	vs. Maryland^	W	92-85
12/27	vs. Pittsburgh+	W	72-70
12/28	vs. Illinois+	L	76-86
1/4	Bucknell	W	89-84
1/6	at Tampa	L	61-62
1/10	at Florida State	L	81-86
1/11	at Jacksonville	W	94-87
1/16	Tulane	L	79-90
1/28	at Florida Southern	W	87-83
1/29	at Stetson	W	98-90
1/31	Hawaii	W	84-82
2/1	Morehead State	WOT	92-91
2/4	Stetson	L	83-87
2/8	Florida A&M	W	94-91
2/15	Loyola (N.O.)	W	89-80
2/18	Tampa	W	95-79
2/22	Miami (Ohio)	W	74-68
2/25	Jacksonville	W	95-86
3/1	Florida State	LOT	86-89

Season Totals: 1985-2048

\* Sunshine State Classic (Jacksonville, Fla.)

^ Marshall Tournament (Huntington, W.Va.)

+ Hurricane Classic

## 1969-70

### SEASON RECORD: 9-17

#### RON GODFREY, HEAD COACH

12/1	Oregon State	L	81-86
12/3	Biscayne	W	62-60
12/5	vs. Pittsburgh*	W	85-67
12/6	vs. Duquesne*	L	88-94
12/12	at UCLA	L	69-127
12/13	at Pepperdine	LOT	90-93
12/19	at St. Mary's (CA)	W	91-84
12/29	vs. Seton Hall^	L	69-76
12/30	vs. Ohio University^	L	74-99
1/3	Bucknell	W	93-88
1/5	Rhode Island	W	105-95
1/9	at Florida State	L	63-114
1/10	at Jacksonville	L	87-121
1/15	Centenary	W	94-78

1/23	at Florida Southern	W	103-92
1/24	at Stetson	L	88-116
1/29	at Tulane	L	90-105
1/31	at Loyola (N.O.)	L	84-98
2/7	Florida A&M	W	118-111
2/12	at Centenary	L	86-107
2/14	at Houston	L	98-118
2/17	La Salle	W	103-96
2/21	Stetson	L	86-95
2/26	Oklahoma City	L	90-91
2/28	Florida State	L	96-112
3/4	Jacksonville	L	97-108
Season Totals:			2290-2521

\* Steel Bowl (Pittsburgh, Pa.)

^ Hurricane Classic

## 1970-71

### SEASON RECORD: 7-19

#### RON GODFREY, HEAD COACH

12/4	Lehigh	W	74-67
12/9	at La Salle	L	77-97
12/11	at Dayton	L	77-91
12/18	vs. Nebraska*	L	58-85
12/19	vs. Oklahoma City*	LOT	91-94
12/22	Fordham	L	83-85
12/29	at Maryland	L	77-111
1/2	Oklahoma City	W	90-87
1/4	Seton Hall	W	89-81
1/8	at Florida State	L	106-114
1/9	at Jacksonville	L	82-124
1/11	Lafayette	W	78-75
1/16	Tulane	W	74-71
1/22	at Oklahoma City	L	75-88
1/23	at Creighton	L	84-104
1/29	at Florida Southern	LOT	95-96
1/30	at Stetson	L	74-90
2/1	Morehead State	L	75-76
2/6	Loyola (N.O.)	L	88-107
2/8	Stetson	L	76-91
2/11	at George Washington	L	81-83
2/13	at American	L	82-93
2/20	Houston	L	93-99
2/23	Marshall	W	89-88
2/27	Florida State	W	100-94
3/2	Jacksonville	L	75-94
Season Totals:			2143-2373

\* Husker Classic (Lincoln, Neb.)

## 1971-85

### UM DID NOT HAVE A TEAM

## 1985-86

### SEASON RECORD: 14-14

#### BILL FOSTER, HEAD COACH

11/22	The Citadel	W	85-77
11/29	Georgia State*	W	82-77
11/30	Georgia*	W	81-78
12/7	at Wisconsin	L	66-88

12/9	at Wis.-Green Bay	W	67-63
12/17	Florida	L	64-81
12/18	Rider	W	81-58
12/21	at UCLA	L	64-109
12/27	Brown^	L	61-62
12/28	Manhattan^	W	79-61
1/2	Fairfield	L	47-56
1/4	Hofstra	W	70-63
1/11	Towson State	W	71-66
1/18	Arizona	LOT	74-81
1/20	Florida State	W	83-75
1/23	Baptist	W	71-60
1/27	at Florida	L	53-75
1/31	at Brooklyn College+W		102-93
2/3	at Florida State	L	72-90
2/8	at Dayton	L	68-79
2/12	MD-Eastern Shore	W	77-55
2/15	New Orleans	L	75-85
2/19	at Duke	L	82-102
2/22	Notre Dame	L	73-126
2/26	American	W	73-64
3/3	Hartford	W	66-62
3/5	at Marquette	L	62-84
Season Totals:			2006-2131

\* AMI Classic

^ Orange Bowl Tournament

+ West Palm Beach Auditorium

## 1986-87

### SEASON RECORD: 15-16

#### BILL FOSTER, HEAD COACH

11/28	vs. Central Florida*	W	64-54
11/29	vs. Penn State*	L	61-74
12/6	at North Carolina	L	77-122
12/8	Wisconsin	L	54-65
12/14	Winthrop	L	55-63
12/20	Dartmouth	L	86-88
12/22	Duke	L	67-74
12/29	vs. Yale#	WOT	78-75
12/30	vs. Stanford#	W	71-58
1/3	Wisconsin-Green Bay	L	45-62
1/5	St. Francis (Pa.)	L	85-82
1/8	vs. PR-Bayamon+	W	74-54
1/9	vs. PR-Rio Piedras+	W	111-64
1/10	vs. Radford+	W	66-62
1/14	MD-Eastern Shore	W	88-66
1/17	at Kansas	L	47-82
1/20	Providence	L	88-92
1/24	Marquette	WOT	91-89
1/29	at New Mexico	L	78-87
1/31	at San Diego State	WOT	83-82
2/4	Florida State	W	63-57
2/7	Navy	W	62-78
2/10	at Farleigh Dickinson^	L	70-73
2/14	Dayton	L	78-92
2/16	Armstrong State	W	97-47
2/18	Florida International	W	102-81
2/21	at Florida	L	60-99

2/26	at Florida State	L	84-108
2/28	Coppin State	W	115-76
3/5	Notre Dame	L	49-65
3/7	Brooklyn College	W	83-64
Season Totals:			2332-2335

\* AMI Classic

# Palm Beach Hurricane Classic

+ Puerto Rico Tournament

^ at Meadowlands

## 1987-88

### SEASON RECORD: 17-14

#### BILL FOSTER, HEAD COACH

11/27	vs. Michigan*	L	76-109
11/28	vs. Duquesne*	W	84-73
11/29	vs. Alaska Anchorage*	L	77-78
12/4	vs. Colgate^	W	96-68
12/5	vs. South Carolina^	L	63-76
12/17	St. Thomas	W	71-47
12/19	Texas	L	85-86
12/21	Alabama State	W	110-107
12/29	vs. American+	W	104-70
12/30	vs. Purdue+	L	82-110
1/2	Georgetown	L	78-82
1/4	Farleigh Dickinson	W	81-68
1/6	at Duke	L	69-107
1/9	Winthrop	W	62-60
1/11	Md. Baltimore Co.	W	75-56
1/16	at Marquette	L	51-65
1/20	Coppin State	W	64-54
1/23	South Florida	W	80-75
1/27	at Providence	W	83-77
2/1	Marist\$	WOT	79-76
2/4	Monmouth	LOT	62-64
2/6	San Diego State	L	49-56
2/9	at Brigham Young	L	86-99
2/15	Florida	L	73-83
2/18	Marist	L	62-72
2/22	at VCU	W	96-93
2/27	DePaul	L	82-101
3/1	at South Florida	W	92-71
3/5	Central Florida	W	100-80
3/8	at Dayton	L	89-90
3/12	Florida International	W	92-76
Season Totals:			2006-2131

\* Great Alaska Shootout

(Anchorage, Alaska)

^ City of Miami Classic

+ Eastern Airlines Palm Beach Classic

\$ at Madison Square Garden

# All-Time Results

## 1988-89

### SEASON RECORD: 19-12

#### BILL FOSTER, HEAD COACH

11/25	Md. Eastern Shore	W	108-80
11/28	Oral Roberts	W	108-103
12/1	UCLA	L	66-91
12/5	Bethune-Cookman	W	88-72
12/10	Duke	L	102-117
12/16	Long Island	W	102-66
12/19	at Florida	L	81-101
12/23	St. Louis*	L	71-86
12/24	Eastern Illinois*	W	83-68
12/25	Old Dominion*	W	77-76
12/28	Pennsylvania+	W	102-69
12/30	Wichita State+	W	81-59
1/3	at Rutgers	WOT	99-94
1/7	at Georgetown	L	79-112
1/9	VCU	L	77-87
1/12	Kansas	W	87-86
1/16	at Stanford	L	59-93
1/24	Providence	L	91-106
1/28	Marquette	W	106-90
2/1	New Mexico	L	93-110
2/4	Brigham Young	W	107-86
2/6	South Florida	W2OT	106-104
2/8	Tennessee Tech	W	111-101
2/11	at DePaul	L	79-87
2/14	Florida Atlantic^	W	79-74
2/18	at South Florida	W	85-78
2/22	at Texas	L	104-123
2/25	at Oral Roberts	L	92-99
2/27	Davidson	W	90-78
3/2	Savannah State	W	107-98
3/6	Florida International	W	89-82
Season Totals:			2809-2778

\* Chaminade Classic

+ Eastern Airlines Palm Beach Classic

^ at West Palm Beach Auditorium

## 1989-90

### SEASON RECORD: 13-15

#### BILL FOSTER, HEAD COACH

11/27	Md. Baltimore Co.	W	91-74
12/1	Baptist	W	77-67
12/6	Dayton	W	87-82
12/16	Alabama State	L	81-98
12/19	at Arizona	L	53-83
12/27	Lehigh*	L	59-83
12/29	Boston College*	L	60-69
1/1	at George Mason	WOT	101-91
1/6	at South Florida	L	77-93
1/10	Kansas	L	73-100
1/12	Brooklyn College	W	94-61
1/15	at Washington	L	67-83
1/18	Florida State	W2OT	101-97
1/20	Arizona State	L	58-62
1/27	at Notre Dame	L	60-107
1/31	at DePaul	L	48-76

2/3	Mercer	W	53-47
2/5	at North Carolina	L	74-87
2/10	at Davidson	W	72-64
2/12	DePaul	L	49-66
2/15	Central Conn. State	W	62-40
2/17	at Florida St.	L	73-92
2/19	Florida	W	62-59
2/21	at Providence	L	67-101
2/24	South Florida	W	81-73
2/27	Hartford	L	58-62
3/3	Tulane	W	93-60
3/6	Florida International	W	83-55
Season Totals:			2014-2132

\* Eastern Airlines Palm Beach Classic

## 1990-91

### SEASON RECORD: 9-19

#### LEONARD HAMILTON, HEAD COACH

11/23	George Mason	L	91-97
11/27	at Penn State	L	67-93
12/1	at Southern Cal	L	71-92
12/5	at South Florida	L	71-79
12/14	Georgia	L	60-78
12/17	Dartmouth	W	72-60
12/19	at SMU	L2OT	88-93
12/27	Miami (Ohio)*	L2OT	99-101
12/28	Mississippi State*	W	74-67
12/30	at Florida	L	60-62
1/3	at St. Joseph's (Pa.)	L	79-92
1/5	at West Virginia	L	67-71
1/9	Lehigh	W	99-67
1/12	Notre Dame	L	52-60
1/14	Lafayette	L	57-73
1/16	at Kansas	L	60-73
1/21	at Memphis State	L	72-80
1/25	Penn State	L	57-69
1/28	at Wake Forest	L	66-72
1/31	Northeastern	W	79-63
2/2	Davidson	W	79-67
2/6	St. Joseph's (Pa.)	W	87-64
2/9	VCU	W	73-58
2/11	Memphis State	LOT	82-83
2/23	DePaul	L	53-66
2/25	South Florida	W	67-58
3/4	Florida International	W	87-65
3/6	at DePaul	L	58-75
Season Totals:			2027-2078

\* Eastern Airlines Palm Beach Classic

* Chaminade Classic			
+ Eastern Airlines Palm Beach Classic			
^ at West Palm Beach Auditorium			

## 1991-92

### SEASON RECORD: 8-24

#### (1-17 BIG EAST)

#### INAUGURAL BIG EAST SEASON

#### LEONARD HAMILTON, HEAD COACH

11/23	Barry	L	91-97
11/25	Florida Atlantic	W	83-53
11/29	Maine#	W	62-57
11/30	Eastern Kentucky#	L	61-66

12/1	Tennessee#	W	72-60
12/6	Howard	L	55-64
12/20	Southern Methodist	L	60-69
12/23	at Arizona State	L	57-62
12/27	Marshall+	W	70-55
12/29	George Washington+	L	64-78
1/2	at Connecticut*	L	62-85
1/4	at St. John's*	L	69-83
1/7	at Seton Hall*	L	52-64
1/11	at Syracuse*	L	57-73
1/14	St. John's*	W	45-42
1/18	Connecticut*	L	58-77
1/21	Boston College*	L	50-51
1/25	at Georgetown*	L	40-60
1/29	at Pittsburgh*	L	52-82
2/1	at Davidson	L	62-66
2/4	Pittsburgh*	L	55-77
2/12	Providence*	L	51-73
2/15	Georgetown*	L	58-75
2/18	at Villanova*	L	50-74
2/22	at Boston College*	L	49-55
2/25	Villanova*	L	50-61
2/29	Syracuse*	L	63-68
3/2	Florida International	W	68-63
3/4	Seton Hall*	LOT	82-90
3/7	at Providence*	L	57-62
3/12	Pittsburgh^	W	83-71
3/13	Georgetown^	L	64-77
Season Totals:			1941-2160

\* Big East Game

# San Juan Shootout

+ Palm Beach Classic

^ Big East Tournament (New York, N.Y.)

## 1992-93

### SEASON RECORD: 10-17

#### (7-11 BIG EAST)

#### LEONARD HAMILTON, HEAD COACH

12/1	Florida International	L	64-72
12/4	Southwest Texas St.	L	57-60
12/7	at Seton Hall*	L	56-65
12/11	Barry	L	81-64
12/19	Florida Atlantic	W	84-61
12/22	at Georgia	L	67-69
12/27	Southern California	L	66-86
12/29	UNC Wilmington	L	73-88
1/2	Georgetown*	W	80-69
1/6	at Pittsburgh*	L	78-85
1/9	at Syracuse*	L	81-89
1/16	at St. John's*	L	74-78
1/19	Providence*	L	75-66
1/23	Pittsburgh*	L	84-86
1/26	Connecticut*	W	80-65
1/30	at Villanova*	L	69-82
2/4	Bethune-Cookman	W	78-54
2/6	Syracuse*	W	81-74
2/10	Boston College*	W	75-71
2/13	at Connecticut*	L	72/88

2/16	at Providence*	L	60-75
2/20	St. John's*	W	82-77
2/23	Seton Hall*	L	73-85
2/27	at Boston College*	L	58-70
3/3	at Georgetown*	L	64-82
3/6	Villanova*	W	77-76
3/11	Georgetown^	L	40-67
Season Totals:			1929-2004

\* Big East Game

^ Big East Tournament (New York, N.Y.)

## 1993-94

### SEASON RECORD: 7-20

#### (0-18 BIG EAST)

#### LEONARD HAMILTON, HEAD COACH

11/26	Florida Atlantic	W	85-53
12/1	UNC Asheville	W	82-60
12/4	Florida A&M	W	91-47
12/7	Georgetown*	L	47-61
12/10	Bethune-Cookman	W	82-54
12/17	Sam Houston State	W	73-58
12/19	at Buffalo	W	63-57
12/22	at Syracuse*	L	52-81
12/29	Wagner	L	55-57
1/4	at Florida Atlantic	W	79-62
1/8	at Providence*	L	59-81
1/12	at Pittsburgh*	L	55-83
1/15	at Boston College*	L	49-69
1/22	St. John's*	L	63-75
1/26	Seton Hall*	L	48-77
1/29	at Georgetown*	L	40-77
2/1	Pittsburgh*	L	71-80
2/5	at Connecticut*	L	57-73
2/8	at St. John's*	L	63-78
2/12	Villanova*	L	58-77
2/16	Boston College*	L	63-79
2/19	at Seton Hall*	L	63-85
2/22	Connecticut*	L	49-74
2/26	Providence*	L	60-88
3/1	Syracuse*	L	69-71
3/5	at Villanova*	L	63-83
3/10	Seton Hall^	L	51-69
Season Totals:			1690-1909

\* Big East Game

^ Big East Tournament (New York, N.Y.)

## 1994-95

### SEASON RECORD: 15-13

#### (9-9 BIG EAST)

#### NIT

#### LEONARD HAMILTON, HEAD COACH

11/25	Northeastern Illinois	W	66-48
11/28	Florida Atlantic	W	76-59
11/30	Robert Morris	W	66-51
12/6	Syracuse*	L	65-83
12/10	Florida A&M	W	67-53
12/20	at Clemson	L	55-75
12/28	UNLV+	L	55-56



# All-Time Results

12/30	Fordham	W	55-43
1/2	at Seton Hall*	L	54-72
1/7	at Georgetown*	L	64-71
1/11	at St. John's*	W	82-79
1/18	at Providence*	W	81-75
1/21	Boston College*	W	69-68
1/25	Villanova*	L	62-92
1/28	at Syracuse*	L	51-76
1/31	at Connecticut*	L	57-82
2/4	Georgetown*	W	67-61
2/7	at Villanova*	L	63-73
2/11	Providence*	W	69-63
2/13	St. John's*	W	71-69
2/18	at Pittsburgh*	L	61-67
2/22	Seton Hall*	W	61-57
2/25	at Boston College*	WOT	77-71
2/28	Pittsburgh*	WOT	76-68
3/2	at Florida Atlantic	W	80-70
3/4	Connecticut*	L	67-75
3/10	vs. Georgetown^	L	58-69
3/15	at Penn State#	L	56-62
Season Totals:			1831-1888
* Big East Game			
+ Orange Bowl Classic			
^ Big East Tournament (New York, N.Y.)			
# National Invitation Tournament			

## 1995-96

### SEASON RECORD: 15-13 (8-10 BIG EAST)

#### LEONARD HAMILTON, HEAD COACH

11/24	Northeastern Illinois	W	81-58
11/27	at Florida Atlantic	W	76-56
12/2	Seton Hall*	W	80-70
12/5	Villanova*	L	68-70
12/9	Florida A&M	W	77-53
12/16	Winthrop	W	81-56
12/20	Florida Atlantic	W	61-51
12/23	Clemson	LOT	52-66
12/27	vs. Tennessee+	L	54-56
12/29	Columbia	W	69-62
1/3	Syracuse*	W	75-66
1/6	at Connecticut*	L	52-73
1/10	at Seton Hall*	L	63-66
1/13	at Georgetown*	L	67-72
1/20	Pittsburgh*	W	66-57
1/23	Notre Dame*	W	72-64
1/27	at Villanova*	L	62-90
2/1	at Syracuse*	L	51-72
2/6	West Virginia*	W	68-65
2/10	Boston College*	L	58-62
2/14	at Providence*	L	54-77
2/17	at West Virginia*	L	69-72
2/20	St. John's*	W2OT	96-91
2/25	at Rutgers*	L	55-71
2/28	at Notre Dame*	W	71-59
3/2	Providence*	W	66-59
3/6	vs. Rutgers^	W	77-67

3/7	vs. Georgetown^	L	62-92
Season Totals:			1883-1873
* Big East Game			
+ Orange Bowl Classic			
^ Big East Tournament (New York, N.Y.)			

## 1996-97

### SEASON RECORD: 16-13 (9-9 BIG EAST)

#### NIT

#### LEONARD HAMILTON, HEAD COACH

11/22	Buffalo	W	78-61
11/24	Florida Atlantic	W	83-74
11/29	at UNLV	L	43-55
12/3	St. John's*	L	57-61
12/7	Syracuse*	W	67-63
12/13	Hartford	W	74-58
12/18	Jacksonville	W	74-57
12/22	at Tennessee	L	65-78
12/28	vs. DePaul+	W	61-45
12/30	Lehigh	W	32-68
1/2	at Boston College*	W	65-62
1/4	at Georgetown*	W	69-67
1/8	at Pittsburgh*	L	72-76
1/11	at Villanova*	W	61-59
1/15	Providence*	W	71-69
1/18	Georgetown*	WOT	68-65
1/22	Connecticut*	W	69-46
2/2	at Rutgers*	L	59-60
2/5	Pittsburgh*	W	78-63
2/8	Rutgers*	W	53-50
2/10	at Seton Hall*	W	61-51
2/15	at Connecticut*	L	52-72
2/19	Boston College*	L	57-59
2/22	at St. John's*	L	73-77
2/25	at Notre Dame*	L	60-69
3/1	West Virginia*	L	54-82
3/5	vs. St. John's^	WOT	76-68
3/6	vs. Georgetown^	L	59-63
3/13	vs. Michigan#	L	63-76
Season Totals:			1105-1126
* Big East Game			
+ Orange Bowl Classic			
^ Big East Tournament (New York, N.Y.)			
# National Invitational Tournament			

## 1997-98

### SEASON RECORD: 18-10 (11-7 BIG EAST)

#### NCAA TOURNAMENT

#### LEONARD HAMILTON, HEAD COACH

11/14	at Southern Illinois	W	73-61
11/16	Florida Atlantic	W	69-47
11/21	Charlotte	W	89-72
11/24	Eastern Kentucky	W	86-64
11/29	at Jacksonville	W	74-70
12/2	Rutgers*	W	63-55
12/6	Georgetown*	W	66-56

12/12	Georgia State	W	80-64
12/22	at Memphis	W	65-57
12/27	vs. Georgia Tech+	L	61-69
12/31	at Seton Hall*	W	78-65
1/3	at Pittsburgh*	W	73-65
1/6	Connecticut*	W	76-67
1/10	at West Virginia*	L	84-98
1/13	at St. John's*	L	64-73
1/18	at Syracuse*	L	67-85
1/22	Villanova*	W	78-63
1/28	at Boston College*	W	67-57
1/31	at Villanova*	L	75-78
2/4	Providence*	W	64-54
2/10	Syracuse*	L	63-72
2/14	Notre Dame*	W	66-57
2/18	at Providence*	L	57-59
2/22	at Notre Dame*	W	65-59
2/24	Seton Hall*	L	71-76
2/28	West Virginia*	W	70-66
3/4	vs. Georgetown^	L	56-62
3/13	vs. UCLA#	L	62-65
Season Totals:			1962-1836
* Big East Game			
+ Orange Bowl Classic			
^ Big East Tournament (New York, N.Y.)			
# NCAA Tournament (Atlanta, Ga.)			

## 1998-99

### SEASON RECORD: 23-7 (15-3 BIG EAST)

#### NCAA TOURNAMENT

#### LEONARD HAMILTON, HEAD COACH

11/13	at Florida Atlantic	W	97-73
11/23	at UNC Charlotte	L	59-66
11/27	Northern Iowa	W	78-69
12/5	at Kentucky	L	65-74
12/8	Boston College*	W	77-64
12/11	Central Florida	W	66-56
12/18	at Georgia State	W	76-55
12/22	Memphis	W	80-64
12/27	vs. Ohio State+	W	72-64
12/30	at Georgetown*	W	64-63
1/6	St. John's*	W	84-79
1/9	Notre Dame*	L	68-71
1/13	at Rutgers*	W	74-62
1/16	at West Virginia*	W	64-55
1/20	Connecticut*	L	68-70
1/24	at Boston College*	W	75-67
1/27	Seton Hall*	W	77-71
1/30	at Pittsburgh*	L	54-60
2/3	at St. John's*	W	73-70
2/6	Georgetown*	W	71-58
2/8	at Syracuse*	W	76-63
2/13	at Providence*	W	69-65
2/16	Villanova*	W	103-82
2/20	at Connecticut*	W	73-71
2/23	Pittsburgh*	W	85-52
2/27	Rutgers*	W	68-63

3/4	vs. Georgetown^	W	65-54
3/5	vs. St. John's^	L	59-62
3/12	vs. Lafayette#	W	75-54
3/14	vs. Purdue#	L	63-73
Season Totals:			2178-1950
* Big East Game			
+ Orange Bowl Classic			
^ BIG East Tournament (New York, N.Y.)			
# NCAA Tournament (Boston, Mass.)			

## 1999-00

### SEASON RECORD: 23-11 (13-3 BIG EAST)

#### BIG EAST REGULAR SEASON

#### CO-CHAMPIONS

#### NCAA SWEET SIXTEEN

#### LEONARD HAMILTON, HEAD COACH

11/19	at Central Florida	W	81-54
11/23	Monmouth	W	67-46
11/30	Bethune-Cookman	W	102-75
12/4	at Memphis	L	72-82
12/7	Charlotte	L	65-75
12/11	Hartford	W	97-61
12/18	vs. North Carolina+	L	78-68
12/20	vs. La.-Lafayette^	L	60-66
12/21	vs. Detroit Mercy^	W	68-64
12/22	vs. Illinois State^	L	78-87
12/27	Florida Atlantic	W	89-52
12/29	Quinnipiac	W	80-66
1/5	West Virginia*	W	66-58
1/8	Syracuse*	L	55-67
1/11	at Seton Hall*	W	71-64
1/15	at Georgetown*	L	61-65
1/17	at Villanova*	W	67-66
1/22	Boston College*	W	62-54
1/25	at Notre Dame*	W	63-49
1/29	Kentucky	L	57-60
2/1	Pittsburgh*	W	64-60
2/5	at Rutgers*	W	58-52
2/7	Georgetown*	W	77-55
2/16	Providence*	L	45-47
2/19	at Connecticut*	W	63-57
2/22	at West Virginia*	W	68-50
2/26	Notre Dame*	W	55-52
2/29	at Pittsburgh*	W	74-66
3/5	St. John's*	W	74-70
3/9	vs. Notre Dame\$	W	61-58
3/10	vs. St. John's\$	L	57-58
3/17	vs. Arkansas#1	W	75-71
3/19	vs. Ohio State#1	W	75-62
3/24	vs. Tulsa#2	L	71-80
Season Totals:			2346-2127
* Big East Game			
+ Orange Bowl Classic			
^ San Juan Shootout			
\$ BIG East Tournament (New York, N.Y.)			
# NCAA Tournament			
(1Nashville, Tenn., 2Austin, Texas)			

# All-Time Results

## 2000-01

### SEASON RECORD: 16-13

#### (8-8 BIG EAST)

#### NIT

Perry Clark, Head Coach

11/18	at Florida Atlantic	W	76-59
11/25	Northeastern	W	92-86
11/28	at Charlotte	L	63-95
12/4	at North Carolina	L	45-67
12/9	Central Florida	W	83-72
12/16	vs. Nebraska+	L	64-72
12/18	Eastern Illinois	W	83-73
12/21	Memphis	W	66-57
12/27	Lehigh	W	71-52
12/29	Tennessee-Martin	W	70-54
1/3	at Pittsburgh*	L	51-62
1/7	Boston College*	L	72-73
1/10	at Virginia Tech*	L	74-85
1/13	at Boston College*	L	73-82
1/16	at Providence*	W	78-64
1/20	Connecticut*	W	77-74
1/22	at St. John's*	LOT	63-67
1/28	Providence*	L	70-80
2/1	Seton Hall*	W	72-66
2/6	Virginia Tech*	W	86-61
2/10	St. John's*	L2OT	79-85
2/13	at Syracuse*	W	68-57
2/17	at Villanova*	W	80-62
2/24	at Connecticut*	L	53-60
2/28	West Virginia*	W	73-66
3/3	Villanova*	W	65-53
3/7	vs. Pittsburgh^	L	69-78
3/14	vs. Auburn#	L	58-60
Season Totals:			2039-1963

\* Big East Game

+ Orange Bowl Classic

^ Big East Championship (New York, N.Y.)

# National Invitation Tournament

## 2001-02

### SEASON RECORD: 24-8

#### (10-6 BIG EAST)

#### NCAA TOURNAMENT

#### PERRY CLARK, HEAD COACH

11/18	vs. Eastern Michigan!	W	93-56
11/19	vs. UAB!	W	81-79
11/20	vs. Clemson!	W	67-65
11/24	Lafayette	W	79-69
11/26	Florida Atlantic	W	74-48
11/29	Howard	W	87-71
12/3	Florida International	W	77-59
12/8	at Texas A&M	W	64-55
12/15	vs. Indiana+	W	58-53
12/18	Florida A&M	W	90-62
12/22	Charlotte	W	64-56
12/27	at Louisiana State	W	68-61
12/30	St. Francis (Pa.)	W	71-48
1/2	at Georgetown*	W	79-71
1/5	at Connecticut*	L	75-76
1/8	at St. John's*	L	60-71

1/12	at Virginia Tech*	W	77-68
1/15	Pittsburgh*	W2OT	76-69
1/19	Providence*	WOT	102-96
1/24	Villanova*	W	76-58
1/29	Boston College*	L	65-70
2/2	Connecticut*	W	68-66
2/5	at Villanova*	W	65-56
2/10	at Boston College*	L	63-76
2/13	St. John's*	W	79-56
2/17	at Rutgers*	L	61-64
2/23	Notre Dame*	L	77-90
2/26	at Providence*	W	81-65
3/2	Virginia Tech*	W	83-77
3/7	vs. Georgetown^	W	84-76
3/8	vs. Pittsburgh^	L	71-76
3/14	vs. Missouri#	L	80-93
Season Totals:			2395-2156

\* Big East Game

! Virgin Islands Paradise Jam

+ Orange Bowl Classic

^ Big East Championship (New York, N.Y.)

# NCAA Tournament (Albuquerque, N.M.)

## 2002-03

### SEASON RECORD: 11-17

#### (4-12 BIG EAST)

#### PERRY CLARK, HEAD COACH

11/23	New Hampshire	W	93-58
11/26	Texas A&M	W	78-72
11/30	Savannah State	W	91-57
12/3	at Florida Atlantic	LOT	73-74
12/8	at Florida State	L	55-72
12/15	at Charlotte	L	64-69
12/18	Arkansas-Pine Bluff	W	79-42
12/21	vs. Florida+	L2OT	93-94
12/27	at Central Florida	W	62-51
12/30	Lehigh	W	68-62
1/4	North Carolina\$	WOT	64-61
1/7	at West Virginia*	L	63-68
1/11	at Connecticut*	LOT	80-83
1/18	at Seton Hall*	L	53-76
1/20	Connecticut*	W	77-76
1/26	Syracuse*	L	49-54
1/29	Providence*	W	60-57
2/2	at St. John's*	L	74-77
2/8	Villanova*	LOT	67-72
2/11	Virginia Tech*	W	85-65
2/15	at Boston College*	L	65-76
2/18	at Providence*	L	63-73
2/22	Georgetown*	L	72-74
2/25	at Villanova*	L	56-75
3/1	Boston College*	L	68-72
3/5	at Virginia Tech*	W	79-71
3/8	St. John's*	L	73-76
3/12	vs. Seton Hall^	L	52-67
Season Totals:			1956-1924

\* Big East Game

+ Orange Bowl Classic

^ Big East Championship (New York, N.Y.)

\$ First game at BankUnited Center

## 2003-04

### SEASON RECORD: 14-16

#### (4-12 BIG EAST)

#### PERRY CLARK, HEAD COACH

11/21	Lubbock Christian^	W	86-66
11/23	Louisiana-Monroe^	W	78-60
11/25	vs. Rhode Island^^	L	53-54
11/26	vs. Bradley^^	L	82-83
12/2	Stetson	W	91-70
12/6	Florida International	W	89-72
12/9	UMBC	W	61-52
12/14	Florida State	L	58-67
12/20	vs. Temple+	W	72-66
12/22	North Carolina A&T	W	81-62
12/27	Florida Atlantic	W	76-51
12/30	IPFW	W	75-52
1/3	Savannah State	W	105-65
1/7	at North Carolina	L	64-89
1/10	Pittsburgh*	L2OT	84-80
1/14	at St. John's*	W	70-64
1/17	at Virginia Tech*	W	65-59
1/21	Rutgers*	W	73-63
1/25	Villanova*	L	69-76
1/28	at Notre Dame*	L	62-72
1/31	Georgetown*	LOT	80-87
2/4	at Rutgers*	LOT	70-72
2/7	at Georgetown*	L	64-80
2/11	Boston College*	LOT	72-74
2/14	Syracuse*	L	74-91
2/18	at Connecticut*	L	63-76
2/21	at Providence*	L	57-70
2/24	Seton Hall*	L	66-76
3/2	at Villanova*	W	59-56
3/6	West Virginia*	L	53-58
Season Totals:			2148-2067

\* Big East Game

^ Las Vegas Tournament (Coral Gables, Fla.)

^^ Las Vegas Tournament (Las Vegas, Nev.)

+ Orange Bowl Classic

## 2004-05

### RECORD: 16-13

#### (7-9 ACC)

#### INAUGURAL ACC SEASON

#### NIT

#### FRANK HAITH, HEAD COACH

11/20	Wofford	W	67-64
11/23	South Carolina State	L	50-60
11/27	vs. Xavier+	LOT	70-83
11/29	Florida Atlantic	W	84-68
12/4	at Florida	W	72-65
12/7	at Florida International	W	80-67
12/12	Massachusetts	W	80-53
12/18	Stetson	W	81-50
12/23	Tennessee Tech	W	69-57
12/30	Appalachian State	W	80-63
1/2	Norfolk State	W	76-58
1/6	at Georgia Tech*	L	69-80
1/9	NC State*	W	67-66
1/12	at Virginia*	W	91-80
1/15	Florida State*	W	64-63
1/19	Duke*	L	83-92
1/22	at North Carolina*	L	67-87
1/26	Clemson*	W	69-65
1/29	at Wake Forest*	L	82-94
2/2	Virginia Tech*	L	63-73
2/5	Maryland*	WOT	75-73
2/12	at Clemson*	W	83-77
2/15	Wake Forest*	L	63-68
2/19	at Virginia Tech*	L	58-71
2/22	at Florida State*	W	65-49
2/26	Georgia Tech*	L	72-76
3/3	at Duke*	L	59-83
3/10	vs. Virginia^	L	65-66
3/15	at South Carolina#	L	67-69
Season Totals:			2071-2020

\* ACC Game

+ Orange Bowl Basketball Classic

^ ACC Tournament (Washington, D.C.)

# National Invitation Tournament

# All-Time Results

**2005-06**

**RECORD: 18-16**

**(7-9 ACC)**

**NIT**

**FRANK HAITH, HEAD COACH**

11/13	vs. Texas-Arlington!	W	76-65
11/14	vs. Air Force!	L	53-57
11/15	vs. Wisc.-Green Bay!	W	80-54
11/19	Morgan State	W	83-51
11/22	North Carolina A&T	W	87-62
11/27	at Temple	L	56-73
11/29	at Michigan\$	L	53-74
12/03	Birmingham-Southern	W	82-55
12/10	Wofford	W	71-40
12/18	at NC State*	L	69-81
12/22	Florida	L	67-77
12/27	Stetson	W	65-56
12/31	vs. Louisville+	L	43-58
01/02	Sacred Heart	W	63-57
01/07	Maryland*	W	84-70
01/14	at North Carolina*	W	81-70
01/18	Clemson*	W	62-38
01/21	Boston College*	L	61-65
01/24	at Virginia*	L	51-71
01/29	at Florida State* WOT		84-78
01/31	Wake Forest*	W	78-69
02/04	at Georgia Tech*	W	70-53
02/08	NC State* L2OT		77-86
02/12	North Carolina*	L	70-80
02/16	at Boston College*	L	54-65
02/19	at Duke*	L	71-92
02/22	Virginia Tech*	W	70-59
03/01	at Maryland*	L	61-65
03/05	Florida State*	L	64-67
03/09	vs. Clemson^	W	66-63
03/10	vs. Duke^	L	76-80
03/15	Oklahoma State#	W	62-59
03/20	at Creighton#	W	53-52
03/22	at Michigan#	L	65-71
Season Totals:			2308-2213

\* ACC Game

! BCA Classic (Seattle, Wash.)

\$ ACC/Big Ten Challenge

+ Orange Bowl Basketball Classic

^ ACC Tournament (Greensboro, N.C.)

# National Invitational Tournament

**2006-07**

**RECORD: 12-20**

**(4-12 ACC)**

**FRANK HAITH, HEAD COACH**

11/11	Florida International	W	73-50
11/14	Alcorn State	W	96-57
11/17	at Evansville!	W	74-69
11/18	vs. Buffalo!	L	57-60
11/19	vs. Cleveland State!	L	67-78
11/25	Lafayette	W	98-66
11/28	at Northwestern#	L	59-61
12/03	Georgia Tech*	W	90-82
12/09	Lehigh	W	79-58
12/11	Mississippi State	L	52-70
12/16	Stetson	W	89-64
12/20	Binghamton	L	74-79
12/23	at Louisville	L	59-82
12/30	vs. Nebraska+	L	67-82
1/2	at Massachusetts	W	72-71
1/6	Wake Forest*	L	58-59
1/10	at Maryland*	W	63-58
1/14	Duke*	L	63-85
1/16	at Boston College*	L	63-82
1/20	at Florida State*	L	67-86
1/23	Virginia Tech*	L	85-92
1/31	at North Carolina*	L	64-105
2/3	at Virginia*	L	70-81
2/7	Boston College*	L	68-75
2/10	NC State*	W	80-65
2/17	at Wake Forest*	L	69-74
2/21	Virginia*	W	68-60
2/24	at Virginia Tech*	L	57-73
2/28	at Clemson*	LOT	70-74
3/3	Florida State*	LOT	90-98
3/8	vs. Maryland^	W	67-62
3/9	vs. Boston College^	LOT	71-74
Season Totals:			2279-2332

\* ACC Game

! American Youth Classic (Evansville, Ill.)

# ACC/Big Ten Challenge

+ Orange Bowl Classic (Miami, Fla.)

^ ACC Tournament (Tampa, Fla.)

**2007-08**

**RECORD: 23-11**

**(8-8 ACC)**

**NCAA TOURNAMENT**

**FRANK HAITH, HEAD COACH**

11/9	Florida Southern	W	104-61
11/15	vs. Marist!	W	85-61
11/16	vs. VCU!	W	69-63
11/18	vs. Providence!	W	64-58
11/24	Morgan State	W	55-51
11/28	Alabama State	W	83-74
12/2	St. John's	W	66-47
12/8	at Fla. International	W	67-53
12/13	at Mississippi State	W	64-58
12/17	Stetson	W	89-53
12/20	North Florida	W	85-63
12/23	North Carolina A&T	W	95-64
12/29	vs. Winthrop+	L	70-76
1/2	Penn	W	88-62
1/12	Georgia Tech*	W	78-68
1/15	at Boston College*	L	66-76
1/19	at NC State*	LOT	77-79
1/23	North Carolina*	L	82-98
1/27	Clemson*	W	75-72
1/29	at Wake Forest*	L	68-70
2/2	at Duke*	L	73-88
2/6	Florida State*	L	55-62
2/9	at Virginia Tech*	W	74-71
2/17	at Georgia Tech*	W	64-63
2/20	Duke*	W	96-95
2/23	Maryland*	W	78-63
2/27	at Clemson*	L	69-79
3/1	Virginia*	W	95-93
3/5	Boston College*	W	74-61
3/8	at Florida State*	LOT	72-75
3/13	vs. NC State^	W	63-50
3/14	vs. Virginia Tech^	L	49-63
3/21	vs. St. Mary's (Calif.)#	W	78-64
3/23	vs. Texas#	L	72-75
Season Totals:			2542-2309

\* ACC Game

! Puerto Rico Tip-Off Classic (San Juan, P.R.)

+ Orange Bowl Basketball Classic

^ ACC Tournament (Charlotte, N.C.)

# NCAA Tournament (Little Rock, Ark.)

**2008-09**

**RECORD: 19-13**

**(7-9 ACC)**

**NIT**

**FRANK HAITH, HEAD COACH**

11/15	Florida Southern	W	96-60
11/21	vs. Southern Miss!	W	70-60
11/23	vs. UConn!	L	63-76
11/24	vs. San Diego!	W	80-45
11/29	Stetson	W	79-65
12/2	Ohio State\$	L	68-73
12/6	at Kentucky	W	73-67
12/12	Fla. International	W	76-50
12/14	Robert Morris	W	70-62
12/21	Clemson*	L	72-91
12/27	at St. John's	W	70-56
12/31	North Florida	W	94-41
1/3	NC Central	W	76-42
1/5	Florida Atlantic	W	85-69
1/10	at Boston College*	W	77-71
1/14	Maryland*	W	62-60
1/17	at North Carolina*	L	65-82
1/21	Florida State*	W	75-69
1/25	Virginia Tech*	LOT	83-88
1/27	at NC State*	LOT	81-84
1/31	at Maryland*	L	68-73
2/4	Wake Forest*	W	79-52
2/7	at Duke*	LOT	75-78
2/15	North Carolina*	L	65-69
2/18	at Florida State*	L	67-80
2/21	Boston College*	W	69-58
2/26	at Virginia*	W	62-55
3/4	at Georgia Tech*	L	68-78
3/7	NC State*	W	72-64
3/12	vs. Virginia Tech^	L	47-65
3/18	at Providence#	W	78-66
3/20	at Florida#	L	60-74
Season Totals:			2325-2123

\* ACC Game

! Paradise Jam (U.S. Virgin Islands)

\$ ACC/Big Ten Challenge

^ ACC Tournament (Atlanta, Ga.)

# National Invitation Tournament

# All-Time Results

## 2009-10

**RECORD: 20-13**

**(4-12 ACC)**

**FRANK HAITH, HEAD COACH**

11/14	NC Central	W	83-53
11/16	Nova Southeastern	W	108-58
11/19	vs. Tulane!	W	74-54
11/20	vs. UNC Wilmington!	W	67-60
11/22	vs. South Carolina!	W	85-70
11/25	Florida Gulf Coast	W	77-58
11/28	USC Upstate	W	70-41
12/2	Minnesota\$	W	63-58
12/6	at Boston College*	L	60-61
12/12	South Carolina State	W	91-54
12/16	at Stetson	W	69-49
12/19	vs. Florida Atlantic^	W	87-69
12/21	North Carolina A&T	W	80-59
12/30	Bethune-Cookman	W	73-55
1/3	at Pepperdine	W	86-63
1/9	Wake Forest*	W	67-66
1/13	at Virginia Tech*	L	66-81
1/16	at Virginia*	L	57-75
1/19	Boston College*	L	75-79
1/26	at Maryland*	L	59-81
1/31	Virginia Tech*	W	82-75
2/2	at Wake Forest*	L	53-62
2/6	at Florida State*	L	65-71
2/10	Georgia Tech*	W	64-62
2/13	at Clemson*	L	66-74
2/17	Duke*	L	74-81
2/23	Virginia*	W	74-62
2/27	NC State*	L	66-71
3/2	at North Carolina*	L	62-69
3/6	Florida State*	L	60-61
3/11	vs. Wake Forest%	W	83-62
3/12	vs. Virginia Tech%	W	70-65
3/13	vs. Duke%	L	74-77
Season Totals:			2390-2136

\* ACC Game

! Charleston Classic (Charleston, S.C.)

\$ Big Ten/ACC Challenge

^ Orange Bowl Classic (Sunrise, Fla.)

% ACC Tournament (Greensboro, N.C.)

## 2010-11

**RECORD: 21-15**

**(6-10 ACC)**

**NIT**

**FRANK HAITH, HEAD COACH**

11/12	Jacksonville	W	89-77
11/15	at Memphis	L	68-72
11/19	N.C. Central	W	88-65
11/21	at Rutgers	L	45-61
11/24	McNeese State	W	79-59
11/27	at Florida Gulf Coast	W	87-75
11/30	Ole Miss	W	86-73
12/4	West Virginia	W	79-76
12/12	Stetson!	W	68-54
12/18	vs. UCF^	L	78-84
12/21	vs. Oral Roberts!	W	69-56
12/22	vs. Rice!	W	73-67
12/23	vs. Akron!	W	69-61
12/30	Pepperdine	W	94-59
1/2	at Duke*	L	63-74
1/8	at Clemson*	L	72-79
1/15	Boston College*	W	72-71
1/19	Florida State*	L	53-55
1/23	at NC State*	L	70-72
1/26	North Carolina*	L	71-74
1/30	at Virginia Tech*	L	68-72
2/3	Georgia Tech*	W	59-57
2/5	Virginia*	WOT	70-68
2/9	at Wake Forest*	W	74-73
2/13	Duke*	L	71-81
2/15	at UNC Greensboro	W	78-58
2/20	Clemson*	L	59-63
2/23	at Boston College*	W	73-64
2/26	at Florida State*	L	59-65
3/2	Maryland*	W	80-66
3/6	at Georgia Tech*	L	57-66
3/10	vs. Virginia%	WOT	69-62
3/11	vs. North Carolina%	L	59-61
3/16	Florida Atlantic#	W	85-62
3/21	Missouri State#	W	81-72
3/23	at Alabama#	L	79-64
Season Totals:			2579-2433

\* ACC Game

! Las Vegas Holiday Hoops Classic

% ACC Tournament (Atlanta, Ga.)

# National Invitation Tournament

## 2011-12

**RECORD: 20-13**

**(9-7 ACC)**

**NIT**

**JIM LARRANAGA, HEAD COACH**

11/11	Tennessee Tech	W	69-58
11/15	Rutgers	W	72-57
11/19	UNF	W	75-62
11/22	Florida Gulf Coast	W	60-50
11/25	at Ole Miss	LOT	61-64
11/29	at Purdue \$	L	65-76
12/03	UMass	W	83-75
12/06	Memphis	L	54-71
12/10	at West Virginia	L	66-77
12/17	vs FAU ^	WOT2	93-90
12/22	at Charlotte	W	76-61
12/30	Appalachian State	W	84-54
01/02	UNCG	W	99-89
01/07	at Virginia*	L	51-52
01/10	at North Carolina*	L	56-73
01/18	Clemson*	W	76-73
01/22	NC State*	L	73-78
01/24	at Georgia Tech*	W	64-49
01/29	at Boston College*	W	76-54
02/01	Maryland*	WOT2	90-86
02/05	at Duke*	WOT	78-74
02/09	Virginia Tech*	W	65-49
02/11	at Florida State*	L	59-64
02/15	North Carolina*	L	64-73
02/18	Wake Forest*	W	74-56
02/21	at Maryland*	L	70-75
02/26	Florida State*	W	78-62
02/29	at NC State*	L	73-77
03/03	Boston College*	W	77-56
03/08	at Georgia Tech%	W	54-36
03/09	vs Florida State%	L	71-82
03/14	Valparaiso#	W	66-50
03/19	Minnesota#	L	60-78
Season Totals:			2332-2181

\* ACC game

\$ Big Ten/ACC Challenge

^ Orange Bowl Classic (Sunrise, Fla.)

% ACC Tournament (Atlanta, Ga.)

# National Invitation Tournament

## 2012-13

**RECORD:**

**ACC:**

**JIM LARRANAGA, HEAD COACH**

11/2	St. Leo (Exhibition)		
11/9	Stetson		ESPN3
11/13	at Florida Gulf Coast		
11/16	Jacksonville		RSN
11/24	Detroit		ESPN3
11/28	Michigan State \$		ESPN
12/1	at UMass		CBS SN
12/14	Charlotte		RSN
12/18	at UCF		CBS SN
12/22	vs. Hawaii !		ESPNU
12/23	vs. Arizona/East Tenn. St.!		TBA
12/25	vs. SDSU/Ole Miss/USF/ISU !		TBA
1/2	La Salle		RSN
1/5	at Georgia Tech*		ACCN/ESPN3
1/10	at North Carolina*		ESPN/ESPN2
1/13	Maryland*		ESPNU
1/16	at Boston College*		RSN/ESPN3
1/23	Duke*		ESPN
1/27	Florida State*		ESPNU
1/30	at Virginia Tech*		RSN/ESPN3
2/2	at NC State*		CBS
2/5	Boston College*		RSN/ESPN3
2/9	North Carolina*		ESPN/ESPN2
2/13	at Florida State*		ESPN/ESPN2
2/17	at Clemson*		ESPNU
2/19	Virginia*		ESPNU
2/23	at Wake Forest*		RSN/ESPN3
2/27	Virginia Tech*		RSN/ESPN3
3/2	at Duke*		ESPN
3/6	Georgia Tech*		ACCN/ESPN3
3/9	Clemson*		ACCN/ESPN3
3/14-17	ACC Championship %		
Season Totals:			

\* ACC Game

\$ Big Ten/ACC Challenge

! Diamond Head Classic , Honolulu

% ACC Tournament (Greensboro, N.C.)





**2012-13**