



# **2014-15 MIAMI MEN'S BASKETBALL ALMANAC**

*Fourth Edition, University of Miami Communications*



**UNIVERSITY OF MIAMI  
DEPARTMENT OF ATHLETICS**

5821 San Amaro Drive  
Coral Gables, FL 33146  
305-284-3244

[www.HurricaneSports.com](http://www.HurricaneSports.com)  
Facebook: CanesHoops  
Twitter: @CanesHoops  
Instagram: CanesHoops

---

**CREDITS**

**EDITORS**

Amy LaBrie, Chris Gray, Daniel Sacerio

**COMPILATION**

Miami communications staff members

**PHOTOGRAPHY**

JC Ridley

---

**UNIVERSITY OF MIAMI MISSION STATEMENT**

The University of Miami's mission is to educate and nurture students, to create knowledge, and to provide service to our community and beyond. Committed to excellence and proud of the diversity of our University family, we strive to develop future leaders of our nation and the world.



# INTRODUCTION

## TABLE OF CONTENTS

### MEDIA INFORMATION

2014-15 Schedule .....	1
Rosters .....	2
Quick Facts .....	3
Miami Communications, Marketing and Creative Services Staff .....	4
Administration .....	5
Media Policies .....	6

### COACHES

Head Coach Jim Larrañaga .....	8-12
Assistant Coaches .....	13-15
Support Staff .....	16-18

### HURRICANES

Photo Roster .....	20
Student-Athletes .....	21-34

### 2013-14 REVIEW

2013-14 Results .....	36
2013-14 Season Statistics .....	37
Postseason Statistics .....	38
Game-by-Game Comparison .....	39
Individual Points - Rebounds - Assists .....	40
Game Individual Leaders .....	41
Game Highs and Game Lows .....	42
Top Individual Performances / Trends .....	43
ACC Standings / ACC Tournament / ACC Awards .....	44
ACC Awards .....	45
ACC Individual Leaders .....	46
ACC Team Leaders .....	47
Conference Team Leaders - ACC Games Only .....	48
2013-14 Box Scores .....	49-54

### HISTORY

Year-by-Year Coaching Records .....	56
Miami Men's Basketball History .....	57-64
NCAA Championship History .....	65
NIT History .....	66
ACC Tournament History .....	67
Postseason Teams .....	68-73
1,000 Points Club .....	74-75
Hurricane Lettermen .....	76-77
In the Polls .....	78
Network Television Broadcasts .....	79
Miami vs. Ranked Opponents .....	80-81
All-Americans   NBA & ABA Drafts .....	82
UM, Regional and National Honor Roll .....	83
Conference Honor Roll .....	84

### RECORDS

Team Records .....	86
Individual Records - Game, Season, Career .....	87-91
Freshman Records .....	92-93
Team Records - ACC Games Only .....	94-97
Individual Records - Game, Season, Career - ACC Games Only .....	98-101
Team Records by Half .....	102-105
Individual Records by Half .....	106-107
NCAA Tournament Records .....	108-112
NIT Records .....	113-117
ACC Tournament Records .....	118-122
Home Attendances .....	123
Overtime Games & 100-Point Games .....	124
Regular Season Tournaments .....	125
Year-by-Year Team Stats .....	126-127
Annual Leaders - Scoring & Rebounding .....	128
Annual Leaders - Assists, Blocked Shots, Steals .....	129
Series Records .....	130-131
All-Time Series Results (Alphabetical) .....	132-142
All-Time Series Results (By Year) .....	143-154

## 2014-15 SCHEDULE

DATE	OPPONENT	TV	TIME (ET)
Nov. 6	Eckerd College (exhibition)		7 p.m.
Nov. 14	Howard	ESPN3	7 p.m.
Nov. 17	at Florida	ESPNU	7 p.m.
<b>ESPN Charleston Classic (Charleston, S.C.)</b>			
Nov. 20	Drexel	ESPNU	3 p.m.
Nov. 21	Akron/Southern Cal	ESPN2/U/3	12/2:30 p.m.
Nov. 23	Penn State/South Carolina/Cornell/Charlotte	TBA	TBA
Nov. 25	at Charlotte	TBA	TBA
Nov. 28	South Alabama	ESPN3	7 p.m.
Dec. 2	Illinois	ESPN2/U	9 p.m.
Dec. 6	UW-Green Bay	ESPN3	2 p.m.
Dec. 8	Savannah State	ESPN3	7 p.m.
Dec. 19	Eastern Kentucky	ESPN3	7 p.m.
Dec. 22	vs. Providence (at Barclays Center, N.Y.)	TBA	TBA
Dec. 30	College of Charleston	ESPN3	7 p.m.
Jan. 3	Virginia *	ESPN2	2/4:30 p.m.
Jan. 10	Boston College *	RSN	4 p.m.
Jan. 13	at Duke *	ESPNU	9 p.m.
Jan. 17	at Notre Dame *	ESPN/2	2 p.m.
Jan. 22	NC State *	ACCN	8 p.m.
Jan. 24	at Syracuse *	ESPN/2	4 p.m.
Jan. 28	Georgia Tech *	RSN	9 p.m.
Feb. 1	at Florida State *	ESPNU	12:30 p.m.
Feb. 3	Louisville *	ACCN	8 p.m.
Feb. 8	Clemson *	ESPNU	6:30 p.m.
Feb. 11	at Wake Forest *	RSN	7 p.m.
Feb. 15	at Boston College *	ESPNU	6:30 p.m.
Feb. 18	Virginia Tech *	RSN	7 p.m.
Feb. 21	at Louisville *	ESPN/2	2 p.m.
Feb. 25	Florida State *	RSN	9 p.m.
Feb. 28	North Carolina *	CBS	2 p.m.
March 4	at Pittsburgh *	RSN	8 p.m.
March 7	at Virginia Tech *	RSN	Noon
<b>ACC Tournament, Greensboro (N.C.) Coliseum</b>			
March 10	First Round	TBA	TBA
March 11	Second Round	TBA	TBA
March 12	Quarterfinals	TBA	TBA
March 13	Semifinals	TBA	TBA
March 14	Finals	TBA	TBA

ESPN/2 denotes either ESPN or ESPN2

ACCN denotes ACC Network

RSN denotes Regional Sports Network

ACC games carried on an ESPN network will also be available on WatchESPN

ACC games carried on ACCN or RSN will also be available on ESPN3



## ROSTERS

## NUMERICAL ROSTER

No.	Name	Pos.	Ht.	Wt.	Year	Hometown / Previous School
0	Ja'Quan Newton	G	6-2	185	Fr.	Philadelphia, Pa. / Neumann-Goretti HS
1	Deandre Burnett	G	6-2	195	RFr.	Miami, Fla. / Carol City HS
2	Joe Thomas	F	6-7	245	Gr.	Miami, Fla. / Niagara / Miami Krop HS
5	Davon Reed	G	6-6	208	So.	Ewing, N.J. / Princeton Day School (N.J.)
10	Sheldon McClellan	G	6-5	205	RJr.	Houston, Texas / Texas / Bellaire
11	Mike Fernandez	G	6-1	190	So.	Coral Gables, Fla. / Belen Jesuit
12	James Palmer	G	6-5	200	Fr.	Washington, D.C. / St. John's College HS
13	Angel Rodriguez	G	5-11	180	RJr.	Cupey, P.R. / Kansas State / Miami Krop HS
20	Manu Lecomte	G	5-11	170	So.	Brussels, Belgium / Athene des Pagodes
21	Kamari Murphy *	F	6-9	216	Jr.	Brooklyn, N.Y. / Oklahoma State / IMG / Lincoln HS
22	Omar Sherman	F	6-8	260	Fr.	Duncanville, Texas / Duncanville HS
23	Tonye Jekiri	C	7-0	244	Jr.	Hialeah, Fla. / Champagnat Catholic School / Nigeria
33	Ivan Cruz Uceda	F	6-10	237	Jr.	Madrid, Spain / Harcum College (Pa.)
35	Chris Stowell	F	6-7	190	Fr.	Exeter, N.H. / Tilton School (N.H.) / Exeter HS

## ALPHABETICAL ROSTER

1	Deandre Burnett	G	6-2	195	RFr.	Miami, Fla. / Carol City HS
33	Ivan Cruz Uceda	F	6-10	237	Jr.	Madrid, Spain / Harcum College (Pa.)
11	Mike Fernandez	G	6-1	190	So.	Coral Gables, Fla. / Belen Jesuit
23	Tonye Jekiri	C	7-0	244	Jr.	Hialeah, Fla. / Champagnat Catholic School / Nigeria
20	Manu Lecomte	G	5-11	170	So.	Brussels, Belgium / Athene des Pagodes
10	Sheldon McClellan	G	6-5	205	RJr.	Houston, Texas / Texas / Bellaire
21	Kamari Murphy *	F	6-9	216	Jr.	Brooklyn, N.Y. / Oklahoma State / IMG / Lincoln HS
0	Ja'Quan Newton	G	6-2	185	Fr.	Philadelphia, Pa. / Neumann-Goretti HS
12	James Palmer	G	6-5	200	Fr.	Washington, D.C. / St. John's College HS
5	Davon Reed	G	6-6	208	So.	Ewing, N.J. / Princeton Day School (N.J.)
13	Angel Rodriguez	G	5-11	180	RJr.	Cupey, P.R. / Kansas State / Miami Krop HS
22	Omar Sherman	F	6-8	260	Fr.	Duncanville, Texas / Duncanville HS
35	Chris Stowell	F	6-7	190	Fr.	Exeter, N.H. / Tilton School (N.H.) / Exeter HS
2	Joe Thomas	F	6-7	245	Gr.	Miami, Fla. / Niagara / Miami Krop HS

\* Will sit out the 2014-15 season due to NCAA transfer rules

^ Sidelined until at least January with injury

## COACHING STAFF

**Head Coach:** Jim Larrañaga, Providence '71, fourth season

**Assistant Coach:** Eric Konkol, Wisconsin-Eau Claire '00

**Assistant Coach:** Michael Huger, Bowling Green '94

**Assistant Coach:** Chris Caputo, Westfield State '02

**Director of Operations:** Adam Fisher, Penn State, '06

**Strength & Conditioning Coach:** Steve Felde, Concordia University (Wis.), '03

**Associate Athletic Trainer:** TBA

**Assoc. Dir. of Operations/Video:** Jaime Vathielil, Florida, '07

## PRONUNCIATION GUIDE

5	Davon Reed	Dave-on	HC	Jim Larrañaga	LARE-uh-NAY-guh
20	Manu Lecomte	Man-ew La-cont	AC	Michael Huger	HUE-gur
23	Tonye Jekiri	Tahn-yay Jah-kEEr-EE	AC	Chris Caputo	Ca-poo-toe
21	Kamari Murphy	Kuh-mar-EE			
33	Ivan Cruz Uceda	E-von Cruise Ew-say-duh			
35	Chris Stowell	Stoll			

## ROSTER BY CLASS

Freshmen (5)	Sophomores (3)	Juniors (5)	Seniors (0)	Graduates (1)
Deandre Burnett	Mike Fernandez #	Ivan Cruz Uceda		Joe Thomas
Ja'Quan Newton	Manu Lecomte	Tonye Jekiri		
James Palmer	Davon Reed ^	Sheldon McClellan		
Omar Sherman		Kamari Murphy *		
Chris Stowell #		Angel Rodriguez		# = Walk on

## WHAT'S BACK?

Category	Total	P/G	Pct.
Games Started	33	1.0	.261
Minutes Played	1629	9.9/player	.344
Points	392	11.9	.152
Field Goals	142	4.3	.299
3-Point FG	27	0.8	.360
Free Throws	81	2.5	.277
Rebounds	250	7.6	.293
Assists	99	3.0	.396
Steals	42	1.3	.360
Blocks	30	0.9	.274

## RETURNING LEADERS

Points/Game	Manu Lecomte	7.7
Field Goals	Manu Lecomte	85
Field Goal Pct.	Tonye Jekiri	45.6
3-Point FG	Manu Lecomte	27
3-Point Pct.	Manu Lecomte	39.7
Free Throws	Manu Lecomte	56
Free Throw Pct.	Manu Lecomte	77.8
Rebounds/Game	Tonye Jekiri	5.5
Assists/Game	Manu Lecomte	2.3
Steals/Game	Lecomte/Jekiri	0.6
Blocks/Game	Tonye Jekiri	0.9

## SQUAD BREAKDOWN (scholarship players only)

## Returners (2)

Tonye Jekiri, Manu Lecomte

## Newcomers (9)

Deandre Burnett, Ivan Cruz Uceda  
Sheldon McClellan, Kamari Murphy,  
Ja'Quan Newton, James Palmer,

Angel Rodriguez, Omar Sherman, Joe Thomas

## Starters Returning (2)

Tonye Jekiri, Manu Lecomte

## Starters Lost (3)

Garrius Adams, Rion Brown, Donnavan Kirk

## Eligible Transfers (3)

Sheldon McClellan, Angel Rodriguez,  
Joe Thomas

## Incoming Freshmen (3)

Ja'Quan Newton, James Palmer,  
Omar Sherman

## Incoming Transfers (3)

Ivan Cruz Uceda, Kamari Murphy, Joe Thomas

## BY COUNTRY

Belgium	Manu Lecomte
Nigeria	Tonye Jekiri
Puerto Rico	Angel Rodriguez
Spain	Ivan Cruz Uceda
United States	
Florida	Deandre Burnett, Mike Fernandez, Joe Thomas
New Hampshire	Chris Stowell
New Jersey	Davon Reed
New York	Kamari Murphy
Pennsylvania	Ja'Quan Newton
Texas	Sheldon McClellan, Omar Sherman
Washington, D.C.	James Palmer

## QUICK FACTS

### UNIVERSITY INFORMATION

Name of School	University of Miami
Location	Coral Gables, Fla.
Enrollment	15,629
Founded	1925
Nickname	Hurricanes
Mascot	Sebastian the Ibis
Colors	Orange (PMS 1665), Green (PMS 3435) and White
President	Dr. Donna E. Shalala
Athletics Director	Blake James
Conference / Division	Atlantic Coast Conference
Stadium / Capacity	BankUnited Center / 7,972
Press Row Phone	(305) 284-2111
Ticket Office Phone	1-800-GO-CANES (462-2637)
Website	HurricaneSports.com
Mailing Address	5821 San Amaro Drive, Coral Gables, FL 33146

### ATHLETICS ADMINISTRATION

Director of Athletics	Blake James
Deputy Director of Athletics	Tony Hernandez
Deputy Director of Athletics / SWA	Jennifer Strawley
Sr. Associate AD / Communications, Marketing & Sales	TBA
Sr. Associate AD / Facilities & Event Operations	Tim Wise
Associate AD / Academic Services	David Wyman
Associate AD / Business Operations	Josh Boone
Associate AD / Compliance	Craig Anderson
Associate AD / Development	Jesse Marks
Associate AD / Marketing & Digital Strategy	Brian Bowsher
Assistant AD / Ticket Sales & Operations	Ben Crank
Associate AD / Premium Seating & Corporate Development	Ben Creed
Assistant AD / Communications	Tom Symonds
Assistant AD / Compliance, Eligibility	Dan Raben
Assistant AD / Events & Operations	Michael Turner
Assistant AD / Major Gifts	Chris Cohen

### COACHING STAFF

Head Coach	Jim Larrañaga
Record at Miami	66-36 (3)
Career Record	536-370 (30)
Alma Mater	Providence, '71
Assistant Coach	Eric Konkol
Alma Mater	Wisconsin-Eau Claire, '00
Assistant Coach	Michael Huger
Alma Mater	Bowling Green, '94
Assistant Coach	Chris Caputo
Alma Mater	Westfield (Mass.) State, '02
Director of Operations	Adam Fisher
Strength & Conditioning Coach	Steve Felde
Associate Athletic Trainer	TBA
Associate Director of Operations/Video	Jaime Vathielil

### PROGRAM HISTORY

First Year of Basketball	1926
All-Time Record	938-706
NCAA Appearances	7
	1960, 1998, 1999, 2000, 2002, 2008, 2013
Last NCAA Postseason Opponent	Marquette
	Result: L, 61-71 (Sweet 16)
NIT Appearances	11
	1961, 1963, 1964, 1995, 1997, 2001, 2005, 2006, 2009, 2011, 2012
Last NIT Opponent	Minnesota
	Result: L, 78-60 (second round)

### TEAM INFORMATION

2013-14 Overall Record	17-16
Home/Away/Neutral	8-8 / 7-6 / 2-2
2013-14 ACC Record / Finish	7-11 / 10th
Scholarship Players Returning / Lost	2 / 6
Newcomers	9

### 2014-15 RETURNING PLAYERS

	Year	Pos.	PPG	RPG
Manu Lecomte	So.	G	7.7	2.1
Tonye Jekiri	Jr.	F	4.2	5.5

### 2014-15 RETURNING NUMBERS (per game)

GS	Pts.	FGM	3FGM	Reb.	A	B	S
1.0	11.9	4.3	0.8	7.6	3.0	0.9	1.3

### 2013-14 PLAYERS LOST

	Year	Pos.	PPG	RPG
Garrius Adams	Sr.	G	10.2	4.8
Raphael Akpejori	Sr.	F	0.8	1.8
Rion Brown	Sr.	G	15.5	5.8
James Kelly (transfer)	Jr.	F	6.0	3.7
Donnavan Kirk	Sr.	F	7.5	5.0
Davon Reed *	So.	G	6.6	1.7
Erik Swoope	Sr.	F	5.0	2.7

\* will be out with injury for 2014-15 season

### SOCIAL MEDIA

Twitter	@CanesHoops   @MiamiHurricanes
Facebook	/CanesHoops   /MiamiHurricanes
Instagram	CanesHoops   MiamiHurricanes






## ATHLETIC COMMUNICATIONS, MARKETING &amp; CREATIVE SERVICES




**TOM SYMONDS**  
Assistant AD  
Communications



**AMY LaBRIE**  
Associate Director  
Communications, MBB



**ERIC TODOROFF**  
Assistant  
Marketing & Communications



**TBA**  
Assistant Director  
Communications



**CAMRON GHORBI**  
Assistant Director  
Communications



**DAVID VILLAVICENCIO**  
Assistant Director  
Communications



**BRIAN BOWSHER**  
Associate AD  
Marketing & Digital Strategy



**LINDY SPARBY**  
Director  
Marketing




**LEAH GROSS**  
Associate Director  
Marketing



**BRANDON MYLES**  
Assistant Director  
Marketing



**CHRIS GRAY**  
Assistant Director  
Digital Strategy



**DREW THOMAS**  
Video Producer



**LEO RAMOS**  
Graphic Designer

## MIAMI COMMUNICATIONS, MARKETING &amp; CREATIVE SERVICES

University of Miami Athletics Department | Hecht Athletic Center  
5821 San Amaro Drive | Coral Gables, FL 33146 | Phone: 305-284-3244  
www.HurricaneSports.com

## COMMUNICATIONS STAFF

**TOM SYMONDS** Assistant AD / Communications

Responsibilities: Football, Women's Golf

O: 305-284-3248

C:

E:

Joined UM: September 2014

Alma Mater: Ohio State, 2005

Twitter: @Tom\_Symonds

**AMY (WOODRUFF) LaBRIE** Associate Director

Responsibilities: Men's Basketball, Men's Tennis

O: 305-284-3241

C: 813-410-1194

E: a.woodruff@miami.edu

Joined UM: September 2011

Alma Mater: Alaska-Fairbanks, 2002

Twitter: @CanesHoops

**ERIC TODOROFF** Marketing & Communications Assistant

Responsibilities: Women's Golf

O: 305-284-3248

C: 305-582-3213

E: e.todoroff@miami.edu

Joined UM: September, 2014

Alma Mater: Florida State, 2013

Twitter: @Toaderoff

**TBA** Assistant Director

Responsibilities: Football, Women's Basketball, Women's Tennis

O:

C:

E:

Joined UM:

Alma Mater:

Twitter:

**CAMRON GHORBI** Assistant Director

Responsibilities: Football, Baseball, Soccer, Swimming & Diving

O: 305-284-3230

C: 786-877-7329

E: c.ghorbi@miami.edu

Joined UM: October 2011

Alma Mater: Miami, 2011

Twitter: @CamronGhorbi

**DAVID VILLAVICENCIO** Assistant Director

Responsibilities: Football, Volleyball, Rowing, Track & Field

O: 305-284-3244

C: 305-726-6739

E: davidv@miami.edu

Joined UM: February 2013

Alma Mater: Miami, 2009

Twitter: @dvillavicencio6

## MARKETING &amp; CREATIVE SERVICES STAFFS

**BRIAN BOWSHER** Associate AD / Marketing & Creative Services

Joined UM: August 2012

O: 305-284-3245

Alma Mater: Xavier, 2007

E: b.bowsher@miami.edu

Twitter: @BrianBowsher

**LINDY SPARBY** Director of Marketing

Joined UM: October 2012

O: 305-284-2678

Alma Mater: Concordia College, 2006

E: l.sparby@miami.edu

Twitter: @LindySparby

**LEAH GROSS** Associate Director of Marketing

Joined UM: July 2014

O: 305-284-3236

Alma Mater: Tennessee, 2010

E: lag68@miami.edu

Twitter: @ChiCityLeahG

**BRANDON MYLES** Assistant Director of Marketing

Joined UM: June 2013

O: 305-284-3242

Alma Mater: Robert Morris-Illinois, 2010

E: b.myles@miami.edu

Twitter: @b\_myles2

**CHRIS GRAY** Assistant Director of Digital Strategy

Joined UM: July 2013

C: 818-298-2747

Alma Mater: San Diego, 2012

E: gray@miami.edu

Twitter: @UMChrisGray

**DREW THOMAS** Video Producer

Joined UM: July 2014

O: 305-284-3245

Alma Mater: Marquette, 2007

E: d.thomas4@miami.edu

**LEO RAMOS** Graphic Designer

Joined UM: May 2013

O: 305-284-3245

Alma Mater: Miami, 2012

E: lramos2@miami.edu

Twitter: @LeoRamos82

## ADMINISTRATION



### DONNA E. SHALALA

**University President**  
**Western College for Women, 1962**

Donna E. Shalala became Professor of Political Science and President of the University of Miami on June 1, 2001. President Shalala has more than 30 years of experience as an accomplished scholar, teacher and administrator.

Born in Cleveland, Ohio, President Shalala received her A.B. degree in history from Western College for Women. One of the country's first Peace Corps Volunteers, she served in Iran from 1962 to 1964. She earned her Ph.D. degree from The Maxwell School of Citizenship and Public Affairs at Syracuse University. She has held tenured professorships at Columbia University, the City University of New York (CUNY), and the University of Wisconsin - Madison. She served as President of Hunter College of the City University of New York from 1980 to 1987 and as Chancellor of the University of Wisconsin-Madison from 1987 to 1993.

She serves as a distinguished senior fellow in the Economic Studies Program and the Engelberg Center for Health Care Reform at the Brookings Institution.

During her tenure, UM has solidified its position among top U.S. research universities. "Momentum: The Campaign for the University of Miami", one of the first billion-dollar capital campaigns completed in the United States, raised \$1.4 billion in private support for the university's endowment, academic and research programs and facilities.

In 1993 President Clinton appointed her U.S. Secretary of Health and Human Services (HHS) where she served for eight years, becoming the longest serving HHS Secretary in U.S. history. At the beginning of her tenure, HHS had a budget of nearly \$600 billion, which included a wide variety of programs including Social Security, Medicare, Medicaid, Child Care and Head Start, Welfare, the Public Health Service, the National Institutes of Health (NIH), the Centers for Disease Control and Prevention (CDC), and the Food and Drug Administration (FDA). At the end of her tenure as HHS Secretary, The Washington Post described her as "one of the most successful government managers of modern times."

She served in the Carter administration from 1977-80 as Assistant Secretary for Policy Development and Research at the U.S. Department of Housing and Urban Development.

In 2007, President George W. Bush handpicked Shalala to co-chair with Senator Bob Dole the Commission on Care for Returning Wounded Warriors, to evaluate how wounded service members transition from active duty to civilian society. In 2009 she was appointed chair of the Committee on the Future of Nursing at the Institute of Medicine of the National Academy of Sciences.

President Shalala has more than four dozen honorary degrees and a host of other honors, including the 1992 National Public Service Award, the 1994 Glamour magazine Woman of the Year Award; in 1992, Business Week named her one of the top five managers in higher education; in 2005, she was named one of "America's Best Leaders" by U.S. News & World Report; in 2008, President Bush presented her with the Presidential Medal of Freedom, the nation's highest civilian award; and in 2010 she received the Nelson Mandela Award for Health and Human Rights, which recognizes individuals for outstanding dedication to improving the health and life chances of disadvantaged populations in South Africa and internationally. In 2011, she was inducted into the National Women's Hall of Fame in Seneca Falls, New York.

She has been elected to the Council on Foreign Relations; National Academy of Education; the National Academy of Public Administration; the American Academy of Arts and Sciences; the American Philosophical Society; the National Academy of Social Insurance; the American Academy of Political and Social Science; and the Institute of Medicine of the National Academy of Sciences.



### BLAKE JAMES

**Director of Athletics**  
**Minnesota State-Mankato, 1992**

Blake James was named the University of Miami's Director of Athletics on Feb. 8, 2013. Prior to being named AD, he also served in roles as Interim AD, and Senior Associate AD for Development and Ticket Operations. James oversaw the day-to-day operations of development, ticket sales and ticket operations. He was also a member of the Hurricanes' senior staff and provided sport supervision.

James is currently in the fourth year of his third stint at the University of Miami.

James came to UM after spending seven years the University of Maine, where he first served as Senior Associate Athletic Director before serving as Director of Athletics from July 2005 to September 2010. As Senior Associate AD, his primary responsibilities focused on marketing, ticketing, retail operations, athletic development along with men's and women's track and field, cross country, men's soccer, men's basketball and baseball.

During his tenure at Maine, athletics experienced tremendous success, including three trips to the Frozen Four for the men's ice hockey program and NCAA playoff berths for football, baseball (two), women's basketball and softball. Additionally, James implemented a comprehensive \$17 million facility improvement plan, which included an indoor practice facility and numerous other facility upgrades and renovations. Academically, the program flourished, earning the conference academic cup twice and maintaining better than a 3.0 GPA.

Prior to his stint at Maine, he worked in athletic development at Providence College, where he established the "Friars Forever" campaign and the Friar Athletic Fund.

James is no stranger to South Florida, beginning his athletic career with the University of Miami, working in ticket sales, corporate sales and athletic development. In April 1995, he was hired as Miami's Director of Ticket Sales, serving in that capacity until October 1997, when he was named an athletic development officer at the University of Nebraska. He returned to Miami in 1998 as the Director of Major Gifts and Corporate Sales. He was promoted to the Director of Athletic Development at Miami in March 2000 before moving on to Providence in 2002.

He graduated from Minnesota State University - Mankato with a bachelor's degree in marketing in 1992 and later received his master's degree from St. Thomas University in 1994.

He and his wife, Kelly, have two children: daughter, Haley, and son, Ryan.

## MEDIA POLICIES

### COVERING THE HURRICANES

Interview requests for players and coaches must be submitted to Associate Director of Communications Amy (Woodruff) LaBrie (a.woodruff@miami.edu) in all instances. LaBrie and the Miami communications staff will make every effort to schedule a separate time to accommodate those requests, based on time constraints and academic/meeting obligations.

### ACC TELECONFERENCE

Miami head coach Jim Larrañaga and the league's other 15 coaches will be featured on a weekly teleconference each Monday during the 2014-15 basketball season from 10:30 a.m. to 1 p.m. **Coach Larrañaga will be on the call at 10:50 a.m. each week.** Each coach will have 10 minutes to make an opening statement and answer questions. There will be an audio file available of each teleconference on the Conference's official website (theACC.com) each Monday afternoon as well as a written transcript of the call. Media representatives wishing to participate in the teleconference should contact the ACC Communications Office.

### LIVE BROADCASTS

It is not permissible for any non-rights holder to broadcast over the air, stream over the internet (audio or video), or transmit in any other way, any live event without the consent of the University of Miami Athletics Department. Live events include varsity contests, press conferences (including but not limited to weekly scheduled and postgame press conferences) and any other group media availability. Exceptions may be made for any major news-breaking event.

### ARCHIVING OF EVENT AUDIO/VIDEO

It is not permissible for any non-rights holder to post, place, broadcast, or make available in any other way, audio or video event content that exceeds three (3) minutes in length. Events are defined as varsity contests, press conferences and any other group media availability. Archiving may not begin until the conclusion of the entire event. It is not permissible to reuse or post any video produced and/or owned by the University of Miami Athletics without the consent of the university.

### PHOTOGRAPHY

Miami follows NCAA and ACC rules regarding media representatives photographing games. Only properly credentialed photographers will be allowed in the designated photo areas of the BankUnited Center as specified by the NCAA and ACC.

NO photographers will be permitted to shoot from the sidelines. All photographers must remain in the BankUnited Center's designated photo areas along the baselines. Photo credentials are subject to revocation by the Miami Athletic Communications office at any time

### MEDIA CREDENTIALS

Requests for working media and photo credentials should be submitted to <http://www.sportssystem.com/miami/basketball> by sports editors or sports directors of accredited media outlets. Requests should be made as early as possible and should be limited to working media only. Requests made within three days of the game may not be considered.

### UNAUTHORIZED CREDENTIAL USE

Credentials will be issued to working media only. Media credentials are not transferable and use by anyone other than members of the working media is unauthorized. Media credentials used in an unauthorized manner will be revoked immediately. News organizations allowing unauthorized individuals to use credentials will have their credentials revoked for the remainder of the year.

### QUESTIONS?

Please contact Amy (Woodruff) LaBrie at a.woodruff@miami.edu or by phone at 813-410-1194 with any questions about the University of Miami men's basketball team.





## COACHES

---

Head Coach Jim Larrañaga .....8-12

### Assistant Coaches

Eric Konkol..... 13

Michael Huger ..... 14

Chris Caputo ..... 15

Basketball Staff ..... 16-17

Support Staff..... 18

## COACHING STAFF



### JIM LARRAÑAGA

**Head Coach, Fourth Season**  
**Providence, 1971**

Jim Larrañaga was named the 12th head coach of the University of Miami basketball program on April 22, 2011.

After leading UM to the 2013 NCAA Sweet 16, and winning the school's first ACC regular season and tournament championships, Larrañaga was honored as the AP, Naismith, USBWA Henry Iba and ACC Coach of the Year. The Bronx native helped Miami to a No. 2 national ranking by both the AP and USA TODAY, and a No. 2 seed in the NCAA tournament. He is the 10th coach in the last 10 years to lead two top-10 programs, as Miami was No. 2 on Feb. 18, 2013, and George Mason was No. 8 in the final Top 25 poll in 2006.

Returning just 13 percent of the team's scoring, 15 percent of rebounding and no starters from the championship season, Larrañaga led the 2013-14 Hurricanes to a 17-16 record with a 10th-place, 7-11 mark in the ACC. After starting the year No. 175 in field goal defense, the Canes ended the year No. 39 in the NCAA in the category. The Canes sent five games to overtime and played 13 games that were decided by five points or less, and won five of the last eight games to post UM's seventh-straight winning season. Five more seniors graduated under Coach L's watch, with the sixth senior earning both his bachelor's and master's degrees next spring.

Larrañaga, who earned his 500th win during the 2013-14 season, directed the Canes to a 27-point win over No. 1 Duke and three other 20+ point wins over ACC opponents this season, including North Carolina (+26), Florida State (+24) and Boston College (+22). UM's 29 overall and 15 ACC wins in 2012-13 were program-bests, as was the 14-game winning streak and 13-0 start in conference play. Other program firsts include defeating all three teams in the North Carolina Triangle in the same season, beating a trio of teams in the Top 20 since joining the ACC and hosting five home sellouts at the BankUnited Center.

Individually, Coach L saw Shane Larkin earn the ACC Player of the Year and Lute Olson National Player of the Year awards, as well as All-American status and finalist nods for the Bob Cousy, John Wooden and James Naismith player of the year honors before declaring early for the 2013 NBA Draft. Larkin was also the ACC Tournament MVP, on the ACC Defensive team and a defensive All-American. Durand Scott was the ACC Defensive Player of the Year, three players – Larkin, Scott and Kenny Kadji – were listed on all-conference teams and four were on the ACC All-Tournament Team – Larkin, Scott, Julian Gamble and Trey McKinney Jones.

All six seniors on the Sweet 16 team earned academic degrees from the University of Miami and one player was listed on the All-ACC Academic Team.

Larrañaga came to Miami after serving as the head coach at George Mason for 14 seasons. He guided that program to five NCAA Tournament appearances (2011, 2008, 2006, 2001, 1999) – including an unprecedented run to the 2006 Final Four that captured the nation's attention, defeating Michigan State, North Carolina, Wichita State and UConn along the way. Following that run, he was selected the 2006 Clair Bee Coach of the Year.

In Year One at The U, the Canes posted a 20-13 record, making Larrañaga the first Miami head coach to record 20 wins in his inaugural season in Coral Gables. Under the new coaching staff, UM won nine games in conference play, the first time Miami has posted a winning record in ACC play since joining the conference for the 2004-05 season. The Canes ended the season tied for fourth in the ACC, another program-best accomplishment.

On Feb. 5, 2012, Coach L & Co. did what no other hoops coach at Miami had done when he took the Canes into Cameron Indoor Stadium and defeated No. 7/5 Duke. The Canes downed the Blue Devils 78-74 in overtime that afternoon, led by 27 points and 12 rebounds from Reggie Johnson, and received votes in the next AP Poll for the first time since 2010. Gaining momentum, Miami then beat No. 15/16 Florida State at home in front of a packed house, UM's first win over FSU since 2009. Teetering on the edge of The Dance bubble, the Canes went 1-1 in the ACC Tournament and ended up in the NIT, defeating Valparaiso, but falling to Minnesota, the eventual NIT Championship runner-up.

Three players earned postseason recognition under Larrañaga's watch, as Kenny Kadji was selected to the All-ACC Third Team, Durand Scott was voted an honorable mention performer and Shane Larkin earned a spot on the ACC All-Freshman Team.

Larrañaga built the GMU Patriots' program into a perennial contender in the highly-regarded Colonial Athletic Association, winning more games than any other coach in program and conference history (273) en route to three conference titles (2008, 2001, 1999).

A two-time CAA Coach of the Year honoree, Larrañaga earned the accolade in 2011, leading the Patriots to a 27-7 overall record and 16-2 conference mark en route to the CAA regular-season title and their fifth NCAA Tournament appearance under his leadership. Seeded a program-best eighth in the NCAA Tournament, George Mason rallied from a double-digit deficit to defeat ninth-seeded Villanova, 61-57, before falling to overall No. 1 seed Ohio State in the third round.

Larrañaga's teams are known for their offensive efficiency and a frenetic defense dubbed the "Scramble." In Coach L's last season, his Patriots – who were ranked 24th in the final RPI – finished the season 11th in the nation in three-point field goal percentage (39.5), 18th in scoring

margin (10.3), 22nd in turnovers (11.1), 26th in assist-to-turnover ratio (1.28) and 37th in scoring defense (62.5). During its 16-game win streak – which catapulted Mason to No. 25 in the

ESPN/USA Today Coaches Poll on Feb. 28 – all but four victories came by a double-digit margin. That streak included the 71-51 win at VCU on Feb. 15, with Mason holding the Rams to a season-low offensive output.

He became Mason's all-time leader in men's basketball victories with his 131st win on January 22, 2005, with the 77-58 decision at James Madison. He became the CAA's all-time leader in wins on February 4, 2006, when the Patriots defeated UNC Wilmington. His Mason teams went 182-89 in CAA play.

In 2006, Larrañaga became the first coach at a mid-major school to take his team to the Final Four in 27 years and earned an at-large berth for a CAA team for the first time in 20 years. Along the way, he led Mason to a school record in wins, the school's first-ever national ranking, George Mason's first-ever appearance in the Top 10 and the school's first wins over Top 10 teams.

The Patriots finished the year with a 27-8 record and a No. 8 ranking in the final USA Today/ESPN Coaches Poll. Earlier that season, Mason cracked the polls at No. 25, but NCAA tournament wins over Michigan State, No. 10 North Carolina, Wichita State and No. 2 Connecticut vaulted Mason up the poll, into the national conscience and made Larrañaga a household name.

The remarkable run at George Mason began just two years into Larrañaga's tenure. After going 9-18 in his first year with the Patriots in 1997-98, Larrañaga guided the 1999 Patriots' squad to a 19-11 overall record and a 13-3 CAA mark. That season, he earned his first Coach of the Year accolades in the CAA and NABC District 4 after making a 10-game improvement and leading the program to its first-ever conference regular season championship, its second CAA Tournament title and first NCAA Tournament appearance since 1989.

The Patriots followed that with another 19-11 overall mark in 1999-2000, tying for first place in the CAA at 12-4 and earning the top seed in the conference tournament. In 2000-01, the Patriots finished 18-12 overall and 11-5 in the CAA, good for a tie for second place, and they won the CAA Tournament title and advanced to the NCAA Tournament for the second time in three years. The Patriots produced another solid campaign with a 19-10 overall record (13-5 in the CAA) and a NIT berth in 2001-02. Mason's 2002-03 roster was hampered by injuries, but managed to pull together a 16-12 record (11-7 in the CAA), and a fourth-place CAA finish.

In 2003-04, Larrañaga led the Patriots to a 7-2 non-conference record and to a school-record 23-win season, as Mason finished 23-10 on the year, its first 20-or-more win campaign in 14 years. Gaining an NIT berth (the Patriots fourth postseason appearance in six years), Larrañaga led Mason to two consecutive postseason victories for the first time in school history.

### LARRAÑAGA'S CAREER RECORDS

School	Years	Overall	Conference
American International	1977-1979	27-26	none
Bowling Green	1986-1997	170-144	101-85
George Mason	1997-2011	273-164	165-79
Miami	2011-pres.	66-36	31-21
<b>Overall</b>	<b>30</b>	<b>536-370</b>	<b>297-185</b>

### LARRAÑAGA YEAR-BY-YEAR

Year	School	Overall W-L	Conference W-L	Finish	Post-Season
1977-78	American International	14-13			
1978-79	American International	13-13			
1986-87	Bowling Green	15-14	10-6	3	
1987-88	Bowling Green	12-16	7-9	t-5	
1988-89	Bowling Green	13-15	6-10	t-6	
1989-90	Bowling Green	18-11	9-7	t-3	NIT 0-1
1990-91	Bowling Green	17-13	9-7	t-4	NIT 0-1
1991-92	Bowling Green	14-15	8-8	5	
1992-93	Bowling Green	11-16	8-10	t-6	
1993-94	Bowling Green	18-10	12-6	t-2	
1994-95	Bowling Green	16-11	10-8	t-5	
1995-96	Bowling Green	14-13	9-9	t-6	
1996-97	Bowling Green	22-10	13-5	t-1	NIT 0-1
1997-98	George Mason	9-18	6-10	6	
1998-99	George Mason	19-11	13-3	1	NCAA 0-1
1999-00	George Mason	19-11	12-4	t-1	
2000-01	George Mason	18-12	11-5	3	NCAA 0-1
2001-02	George Mason	19-10	13-5	2	NIT 0-1
2002-03	George Mason	16-12	11-7	4	
2003-04	George Mason	23-10	12-6	3	NIT 2-1
2004-05	George Mason	16-13	10-8	6	
2005-06	George Mason	27-8	15-3	t-1	NCAA 4-1
2006-07	George Mason	18-15	9-9	5	
2007-08	George Mason	23-11	12-6	2	NCAA 0-1
2008-09	George Mason	22-11	13-5	2	NIT 0-1
2009-10	George Mason	17-15	12-6	4	CIT 0-1
2010-11	George Mason	27-7	16-2	1	NCAA 1-1
2011-12	Miami	20-13	9-7	t-4	NIT 1-1
2012-13	Miami	29-7	15-3	1	NCAA 2-1
2013-14	Miami	17-16	7-11	10	
<b>Overall (30 years)</b>		<b>536-370</b>	<b>297-185</b>	<b>10-14</b>	

## COACHING STAFF

Under Larrañaga, the Patriots won three CAA titles including the 2008 championship when Mason went 23-11. The Patriots appeared in the postseason each of the those four seasons for the first time in Mason history, advancing to the NCAA Tournament in 2008, the NIT in 2009, the CollegeInsider.com Postseason Tournament in 2010 and back to the NCAA Tournament in 2011.

With 28 years of head coaching experience, the native of Bronx, N.Y., previously served as the head coach at Bowling Green for 11 seasons (1986-1997) and at Division II American International for two seasons (1977-79).

At Bowling Green, he made an immediate impact in his first season. In 1986-87, the Falcons were the nation's most improved team under a first-year head coach that took over a program with a losing record, posting a 15-14 record for an eight-game improvement over the previous season. Larrañaga went on to record a 170-144 mark in 11 years at Bowling Green, earning the 1997 Mid-American Conference Coach of the Year honors after leading Bowling Green to a 22-10 record, a conference regular season co-championship and a berth in the National Invitation Tournament. The 22 victories were the most by a Bowling Green team in 47 years and the 13 conference wins were the second-highest total in Falcon history.

Larrañaga's 170 victories at Bowling Green ranked second all-time on the Falcons' coaching list and he was only the second coach to record consecutive postseason appearances. Larrañaga led his squad to NIT berths in 1990 (18-11) and again in 1991 (17-13), the first time the Falcons enjoyed back-to-back postseason appearances since the early '60s. Bowling Green won better than 61 percent of its games in Larrañaga's last four years, recording a 70-44 mark during that stretch. The Falcons finished fourth or better in the MAC in five of Larrañaga's 11 seasons and he is among the winningest coaches in MAC history.

Larrañaga received his first head coaching position in 1977 when he was named to the post at American International, a Division II program in Springfield, Mass. Taking over a team that had suffered through five consecutive losing seasons prior to his arrival, Larrañaga turned AIC into a winning program in his first year and compiled a 28-25 mark in two seasons.

A 1971 graduate of Providence College with a degree in economics, Larrañaga was a four-year letterman for the Friars. As the team captain in his senior season, he led Providence to a 20-8 record and an NIT appearance. He graduated as the school's fifth all-time leading scorer with 1,258 points and was selected in the sixth round of the draft by the Detroit Pistons of the National Basketball Association. He was the team's top scorer as a sophomore and junior and was named New England's Division I Sophomore of the Year in 1969. He was inducted into the Providence College Hall of Fame in 1991.

His first coaching opportunity came at Davidson College, where he served as an assistant coach to Terry Holland. Davidson captured three Southern Conference regular-season championships and an NIT berth in his five years there, and he compiled a 47-12 record doubling as the freshman team coach. In 1976, he left Davidson and spent one season as player-coach for the Geronemo Basketball Club in Belgium.

### COACH JIM LARRAÑAGA AT A GLANCE

2013 AP Coach of the Year	2013 Naismith Coach of the Year
2006 Clair Bee Coach of the Year	2013 Henry Iba Coach of the Year
2013 ACC Coach of the Year	2013 Adolph Rupp Cup Coach of the Year
2013 NABC All-District II Coach	2013 USBWA District IV Coach of the Year
2001 & 1999 CAA Coach of the Year	Six NCAA tournament appearances
1999 CAA Coach of the Year	2013, 2011, 2008, 2006, 2001, 1999
1997 MAC Coach of the Year	Seven postseason NIT appearances
Eight 20-win seasons	2012, '09, '04, '02, '97, '91, '90

Coached Shane Larkin - ACC Player of the Year, ACC Tournament MVP, USBWA All-District, Sporting News All-American, finalist for Cousy, Naismith & Wooden awards, All-ACC First Team and All-ACC Defensive Team

Coached Durand Scott - ACC Defensive Player of the Year, ACC Tournament First Team, All-ACC Third Team

Coached George Evans, who was a three-time CAA Player of the Year, the CAA Rookie of the Year, a three-time CAA Defensive Player of the Year and on the CAA All-Defensive Team three times.

Six All-Atlantic Coast Conference selections

Four ACC All-Tournament team selections

Three coaches and two media ACC All-Defensive Team selections

28 All-Colonial Athletic Conference selections

Three AP All-America players

Nine CAA All-Defensive Team selections

Eight CAA All-Rookie Team selections

Three Dean Ehlers Award winners - given to the CAA player who best meets the criteria of academic achievement, leadership and community service.

12 All-MAC Conference selections

Coached Antonio Daniels - MAC Player of the Year and MAC Freshman of the Year

Two MAC Freshman of the Year selections

Four MAC All-Freshman Team selections

### COACH LARRAÑAGA'S MILESTONE VICTORIES

Victory	Date	Opponent	Score	School
50	02/10/88	Miami (Ohio)	65-59	Bowling Green
100	02/23/91	Kent State	84-57	Bowling Green
150	12/22/94	at Ohio State	59-50	Bowling Green
200	12/27/97	Northeastern	66-60	George Mason
250	12/20/00	Coastal Carolina	81-65	George Mason
300	12/02/03	East Carolina	76-65	George Mason
350	01/26/06	William & Mary	81-58	George Mason
400	02/27/08	William & Mary	68-59	George Mason
450	12/08/10	Loyola (Md.)	66-52	George Mason
500	01/05/13	Georgia Tech	62-49	Miami

After his two-year stint at American International, Larrañaga was reunited with Holland at the University of Virginia in April 1979. An assistant coach under Holland for seven seasons from 1979-86, he helped the Cavaliers reach the NCAA Final Four on two occasions (1981 and 1984), finish in the top five of the AP and UPI polls and average more than 24 victories per season. The Cavaliers were 169-62, won three regular season Atlantic Coast Conference championships and made four NCAA Tournament appearances. Virginia also made a pair of NIT appearances, winning the NIT Championship in 1980. Larrañaga was on the staff during the careers of three-time National Player of the Year Ralph Sampson and NBA first-round draft choice Olden Polynice.

Larrañaga, 65, and his wife, Liz, have two sons and four grandchildren. Their son Jay played for his father at Bowling Green, was the head coach of the NBDL's Erie Bayhawks, and is now an assistant coach with the Boston Celtics. Jon was a member of his father's George Mason teams from 1999-2003.

## LARRAÑAGA FILE

### PERSONAL

Hometown	Bronx, N.Y.
Born	Oct. 2, 1949
Family:	Wife, Liz. Sons Jay and Jon
Education	Providence College, 1971, B.A. Economics Archbishop Molloy High School, 1967

### COACHING EXPERIENCE

Head Coach	
2011-pres.	Miami
1997-2011	George Mason
1986-97	Bowling Green
1977-79	American International
Assistant	
1979-86	Virginia
1971-76	Davidson
Player / Coach	
1977	Geronemo Basketball Club (Belgium)

### NCAA APPEARANCES

1999 - George Mason
2001 - George Mason
2006 - George Mason (Final Four)
2008 - George Mason
2011 - George Mason
2013 - Miami (Sweet 16)

### NIT APPEARANCES

1990 - Bowling Green
1991 - Bowling Green
1997 - Bowling Green
2002 - George Mason
2004 - George Mason
2009 - George Mason
2012 - Miami

### PLAYING CAREER

Geronemo Basketball Club (Belgium) 1976-77
Providence College, 1967-71
Archbishop Molloy, 1963-67

### COACHING HONORS

AP, Naismith, Henry Iba, Adolph Rupp Cup Coach of the Year, 2013
NABC All-District II, USBWA District IV Coach of the Year, 2013
Clair Bee National Coach of the Year, 2006
ACC Coach of the Year, 2013
CAA Coach of the Year, 2011, 1999
MAC Coach of the Year, 1997

### NBA PLAYERS COACHED

Lance Blanks	Frank Booker	Rick Carlisle	Antonio Daniels
Jeff Jones	Andrew Kennedy	Jeff Lamp	Shane Larkin
Lewis Latimore	Jason Miskiri	Olden Polynice	Lee Raker
Ralph Sampson	Tom Sheehy	Clinton Venable	Othell Wilson
Ricky Wilson			



## PROGRAM CHANGING COACH - JIM LARRAÑAGA

### Since the Arrival of Coach Jim Larrañaga (2011-12 to 2013-14) ...

- Miami has posted the fourth-most wins (31) of all ACC schools in league play, trailing only Duke (40), UNC (39) and Virginia (36).
- Miami has the most wins (6) combined of any ACC school against the two winningest programs - UNC and Duke - in the past three seasons. The next highest is four wins: Virginia is 4-5 against both teams, and Duke is 4-2 against UNC.
- Miami is the only school with a winning record (6-4) over Duke and North Carolina combined in the past three seasons. Duke is 4-2 against North Carolina.
- Miami is one of three schools with five or more wins in the ACC Tournament.
- Miami is one of four ACC schools with a winning record in the NCAA tournament.
- Miami has the third-most ACC road wins in league play (14), behind Duke (17) and UNC (17).
- Miami has posted the most overall road wins (21) of all ACC teams the past three seasons. UNC is second with 20 while Duke and Virginia each have 17.
- Miami's seeds in the ACC Tournament have been No. 1, No. 6 and No. 10.
- Miami is one of eight ACC teams to make an NCAA tournament appearance.
- Miami is one of five ACC teams to make an NIT appearance.
- One ACC Coach of the Year, one ACC Player of the Year, ACC Defensive Player of the Year, one ACC Tournament MVP, four ACC All-Tournament, one first-team All-ACC, one second-team All-ACC, three third-team All-ACC, two honorable mention All-ACC, one ACC All-Rookie Team, three ACC All-Defensive Team selections.
- Miami has the most lopsided win over Duke (27 points) and second-most lopsided wins over Boston College (27 points), North Carolina (26 points) and Florida State (24 points) of any ACC team.
- Miami has won seven ACC games by 20 or more points: Boston College (27, 22, 22 and 21), Duke (27), North Carolina (26) and Florida State (24).
- All 13 seniors earned academic degree from UM: Garrius Adams, Rion Brown, Julian Gamble, Malcolm Grant, Justin Heller, Reggie Johnson, DeQuan Jones, Kenny Kadji, Donnavan Kirk, Trey McKinney Jones, Ryan Quigtar, Durand Scott, Erik Swoope.

### *In the three years prior to the arrival of Coach Larrañaga (2008-11)*

- Miami posted the eighth-most ACC wins (17) in the league, ahead of NC State (16), Virginia (16) and Georgia Tech (14).
- Miami recorded 60 overall wins, seventh-most in the ACC.
- Miami's seeds in the ACC Tournament were No. 9 (twice) and No. 12.
- Miami was one of four ACC teams to not play in the NCAA tournament.
- Miami was one of five ACC teams to play in the NIT.
- Miami had one first-team All-ACC, one third-team All-ACC, one honorable mention All-ACC, one ACC All-Rookie Team and one ACC Tournament Team selection.

### The 2013 Championship Season

- 2013 ACC Regular Season Champions
- 2013 ACC Tournament Champions
- Ranked No. 2/2 - Miami's program high - Feb. 18, 2013
- No. 1 seed at 2013 ACC Tournament
- No. 2 seed in 2013 NCAA Tournament
- Won school record 29 games in 2013
- Won 15 ACC games in 2013
- 14-game win streak (tied 1946-47 & 2001-02) from Jan. 2 - Feb. 19, 2013
- 13-0 start in 2013 conference play, topping school-best nine ACC victories, which was set in 2011-12
- Sophomore Shane Larkin selected No. 18 in the 2013 NBA Draft by Atlanta Hawks, then traded to Dallas Mavericks
- Defeated No. 1 Duke, 90-63, on Jan. 23, 2013 in Coral Gables
- Defeated Duke twice within 12 months, at both Cameron Indoor Stadium and the BankUnited Center
- First team to beat Duke and UNC by 20+ points in the same season since Maryland in '74-75 season
- First team to beat Duke and UNC by 25+ points since the start of ACC play in 1953
- Defeated three teams in The Triangle in the same season: UNC, Duke & NC State
- In 2012-13 defeated three teams in the Top 20 for the first time since joining the ACC - the last time was in 1999-00
- Students camped out for the game vs. Duke more than four hours before tipoff, then did it again for the game vs. Florida State
- Five home sellouts of 7,972 fans vs. Duke, Florida State, North Carolina, Virginia and Clemson
- Set a record for the most games with 1,200 or more students (7)
- Set record student average attendance at 808. The past average attendance was 641 per game
- Set the record for cumulative season student attendance at 12,008. The previous record was 10,269
- 2013 AP Coach of the Year - Jim Larrañaga
- 2013 Naismith Coach of the Year - Jim Larrañaga
- 2013 ACC Coach of the Year - Jim Larrañaga
- 2013 Henry Iba National Coach of the Year - Jim Larrañaga
- 2013 ACC Player of the Year (Coaches) - Shane Larkin
- 2013 ACC Defensive Player of the Year - Durand Scott
- Five All-ACC selections: Shane Larkin 1st team, Kenny Kadji 2nd team & 3rd team, Scott H.M. (twice)
- Three ACC Defensive Team players: Shane Larkin, Durand Scott, Julian Gamble
- 2012 ACC All-Rookie Team - Shane Larkin
- 2013 ACC All-Academic Team - Raphael Akpejori
- 2013 ACC Tournament MVP - Shane Larkin
- Four ACC All-Tournament team nods: Shane Larkin (1st), Durand Scott (1st), Julian Gamble (2nd), Trey McKinney Jones (2nd)
- Four ACC Player of the Week awards: Reggie Johnson (2012), Durand Scott (2012 & 2013) and Shane Larkin (2013)
- One ACC Rookie of the Week: Shane Larkin (2012)



# HEAD COACH LARRAÑAGA VS. OPPONENTS ALL-TIME (1977-PRES.)

School	Record	First Meeting	Last	School	Record	First Meeting	Last	School	Record	First Meeting	Last
Akron	11-3	1986	1997	Illinois	1-0	3/24/2013	3/24/2013	Sacred Heart	1-3	1977	1978
Alabama State	1-0	1990	1990	Indiana	1-1	1995	11/22/2009	Santa Clara	0-1	12/29/2000	12/29/2000
American	11-0	1/17/1998	12/5/2005	Indiana State	0-1	12/25/2012	12/25/2012	Savannah State	1-0	12/19/2013	12/19/2013
Amherst	1-1	1977	1978	Iona	2-0	11/29/2003	12/22/2004	Siena	2-4	1977	1990
Appalachian State	1-0	12/30/2011	12/30/2011	IPFU	1-0	11/11/2004	11/11/2004	South Carolina	1-0	11/25/2007	11/25/2007
Arizona	0-1	12/23/2012	12/23/2012	Jacksonville	2-0	1989	11/16/2012	Southern Connecticut	2-1	1977	1978
Arizona State	1-0	12/1/2013	12/1/2013	James Madison	26-7	1995	2/12/2011	Southern Illinois	0-2	12/8/2001	11/24/2002
Arkansas State	0-1	1988	1988	Kansas State	1-0	11/22/2007	11/22/2007	Southwest Missouri	1-0	1996	1996
Army	1-0	1991	1991	Kean	1-0	1978	1978	Springfield	1-3	1977	1978
Assumption	0-2	1977	1978	Kent State	14-13	1986	1996	St. Anselm's	2-0	1977	1978
Austin Peay	1-0	3/19/2004	3/19/2004	Kentucky	1-0	1988	1988	St. Bonaventure	2-0	12/23/2003	12/28/2004
Ball State	8-15	1986	1997	La Salle	2-0	1/2/2013	12/22/2013	St. Francis	0-2	12/2/1997	11/8/13
Bentley	0-2	1977	1978	Liberty	4-1	12/30/2007	12/11/2010	St. John's	0-1	1994	1994
Boston College	6-0	1/29/2012	2/22/2014	Louisiana Tech	0-1	1991	1991	St. Joseph's	0-1	3/12/2002	3/12/2002
Boston University	0-2	1987	1998	Lowell	1-0	1978	1978	St. Michael's	1-1	1977	1978
Brandeis	1-1	1977	1978	Loyola	4-0	1993	12/30/13	St. Peter's	1-1	1990	1991
Bridgeport	1-1	1977	1978	Manhattan	2-0	2/19/2005	11/26/2005	Stetson	1-0	11/9/2012	11/9/2012
Brown	1-0	11/17/2008	11/17/2008	Marquette	0-1	3/28/2013	3/28/2013	Syracuse	0-3	1995	1/25/14
Bucknell	1-2	1/23/1999	1/3/2001	Maryland	2-6	12/27/1999	1/29/2014	Tennessee	1-0	3/17/2004	3/17/2004
Butler	2-0	1989	1990	McNeese State	1-1	12/18/2003	12/30/2004	Tennessee Tech	1-0	11/11/2011	11/11/2011
Cal State Fullerton	1-0	11/29/2013	11/29/2013	Memphis	0-2	11/13/2004	12/6/2011	Texas	0-1	1986	1986
Canisius	1-1	1986	1986	Merrimack	2-0	1977	1978	Texas Southern	1-0	11/14/13	11/14/13
Central Connecticut	1-2	1977	1978	Miami	10-16	1986	1986	Tiffin	3-0	1993	1996
Central Michigan	12-12	1986	1996	Miami (Ohio)	1-1	12/22/2000	11/19/2001	Toledo	17-10	1986	1996
Charleston	1-3	11/25/1997	11/18/13	Michigan	0-2	1986	1987	Towson	17-0	1/5/2002	1/27/2011
Charlotte	3-0	11/18/2010	12/14/2012	Michigan State	4-3	1988	11/28/2012	Tulane	1-1	12/22/2008	11/28/2009
Cincinnati	0-1	1989	1989	Minnesota	0-1	3/19/2012	3/19/2012	UC Irvine	1-0	11/10/2005	11/10/2005
Citadel	1-0	1995	1995	Mississippi	1-1	12/1/2001	11/30/2002	UCF	1-1	12/18/2012	11/21/2013
Clemson	3-1	1/18/2012	3/4/2014	Mississippi State	2-1	1996	1996	UConn	1-0	3/26/2006	3/26/2006
Cleveland State	2-4	1986	1992	Monmouth	1-0	1978	1978	UMass	3-0	1977	12/1/2012
Coastal Carolina	2-0	12/4/1999	12/20/2000	Morehead State	2-0	11/21/2003	12/30/2004	UMBC	1-0	12/12/1999	12/12/1999
Colgate	1-0	1996	1996	Mount St. Mary's	1-0	11/25/2008	11/25/2008	UNC	5-3	12/7/2003	1/8/2014
Coppin State	4-0	11/27/1999	12/4/2004	NC State	3-5	11/19/2010	3/13/2014	UNC Wilmington	19-15	1/5/1998	12/4/2010
Creighton	1-3	11/22/2005	12/12/2009	Nebraska	1-3	1990	12/4/2013	UNCG	1-0	1/2/2012	1/2/2012
Dartmouth	1-0	11/15/2009	11/15/2009	New Haven	1-1	1977	1978	UNF	1-0	11/19/2011	11/19/2011
Davidson	1-1	1986	1987	New Mexico	0-1	11/13/2000	11/13/2000	UW-Green Bay	0-2	1993	1994
Dayton	1-3	11/17/2007	12/29/2010	New Orleans	0-1	12/20/1997	12/20/1997	Valparaiso	1-0	3/14/2012	3/14/2012
Defiance	7-0	1987	1995	Niagara	2-0	11/17/2001	12/7/2002	Vanderbilt	0-1	1992	1992
Delaware	18-6	11/23/1999	1/24/2011	Norfolk State	1-0	2/1/2014	2/1/2014	VCU	14-15	1/10/1998	3/6/2011
Detroit	4-7	1987	11/24/2012	North Adams	2-0	1977	1978	Vermont	2-0	11/9/2007	11/15/2008
Drexel	12-6	12/21/1999	1/19/2011	Northeastern	10-6	1977	2/24/2011	Villanova	1-3	11/16/1998	3/18/2011
Duke	2-3	12/9/2006	1/22/2014	Northern Illinois	2-1	1995	1997	Virginia	1-3	11/22/1997	2/26/2014
Duquesne	4-1	12/31/2001	12/22/2010	Northern Iowa	1-0	2/19/2011	2/19/2011	Virginia Tech	4-2	2/9/2012	3/12/2014
East Carolina	10-2	1/3/1998	11/22/2008	Notre Dame	1-1	3/20/2008	2/19/14	VMI	1-0	12/22/2009	12/22/2009
Eastern Kentucky	0-1	1987	1987	Ohio	6-3	1988	1996	Wagner	1-0	1987	1987
Eastern Michigan	10-15	1986	1996	Ohio State	1-3	1986	3/20/2011	Wake Forest	2-2	11/25/2005	3/8/2014
Fairfield	1-3	11/21/1998	3/16/2010	Ohio University	10-9	1986	1994	West New England	2-0	1977	1978
FAU	2-0	11/27/2010	12/17/2011	Old Dominion	16-14	1/14/1998	2/5/2011	West Virginia	0-2	1997	12/10/2011
FGCU	1-1	11/22/2011	11/13/2012	Ole Miss	0-1	11/25/2011	11/25/2011	Western Kentucky	1-1	1990	1991
Findlay	4-2	1986	1993	Oregon	0-1	3/23/2004	3/23/2004	Western Michigan	14-8	1986	1996
FIU	2-0	11/27/2006	12/21/2007	Pacific	1-0	3/22/2013	3/22/2013	Westfield State	4-0	1977	1978
Florida	0-1	4/1/2006	4/1/2006	Penn State	1-5	1991	3/17/2009	Wichita State	2-1	2/18/2006	11/18/2006
Florida Southern	1-0	11/3/2011	11/3/2011	Pittsburgh	0-2	12/28/2002	1/5/2014	William & Mary	19-6	1/21/1998	1/29/2011
Fordham	0-1	12/30/2000	12/30/2000	Portland	2-0	1994	11/20/1998	Winthrop	1-0	12/28/2001	12/28/2001
FSU	4-3	2/11/2012	2/10/2014	Providence	0-1	1989	1989	Wisconsin	0-1	1990	1990
George Washington	1-4	12/28/1997	11/28/2013	Purdue	1-1	1996	11/29/2011	Wofford	0-1	11/21/2010	11/21/2010
Georgia Southern	2-0	1993	11/11/13	Quinnipiac	1-1	1977	1978	Worc. Poly. Tech.	1-0	1977	1977
Georgia State	8-2	12/2/2005	3/5/2011	Radford	4-1	12/10/2005	11/24/2010	WPI	0-1	1978	1978
Georgia Tech	4-2	11/20/2009	1/18/2014	Richmond	4-5	1/28/1998	1/3/2001	Wright State	5-1	1987	1996
Grambling	1-0	1986	1986	Rider	1-1	1992	12/11/1999	Xavier	0-2	1988	1989
Hampton	3-1	12/21/2005	11/24/2010	Rutgers	1-0	11/15/2011	11/15/2011	Youngstown State	4-0	1988	1991
Hartford	2-2	1977	12/4/2003								
Harvard	1-0	11/13/2010	11/13/2010								
Hawaii	1-0	12/22/2012	12/22/2012								
Heidelberg	4-0	1986	1995								
Hofstra	11-8	1/14/2002	2/2/2011								
Holy Cross	2-0	12/27/2005	12/21/2006								
Howard	2-0	11/18/1997	12/1/1998								





# COACH L VS. OPPONENTS WHILE AT MIAMI \ VS. ACC OPPONENTS AT MIAMI

School	Record	First Meeting	Last
Appalachian State	1-0	12/30/11	12/30/11
Arizona	0-1	12/23/12	12/23/12
Arizona State	1-0	12/01/13	12/01/13
Boston College	6-0	01/29/12	02/22/14
Cal State Fullerton	1-0	11/29/13	11/29/13
Charlotte	2-0	12/22/11	12/14/12
Clemson	3-1	01/18/12	03/04/14
College of Charleston	1-0	11/18/13	11/18/13
Detroit	1-0	11/24/12	11/24/12
Duke	2-2	02/05/12	01/22/14
FAU	1-0	12/17/11	12/17/11
FGCU	1-1	11/22/11	11/13/12
Florida State	4-3	02/11/12	02/10/14
George Washington	0-1	11/28/13	11/28/13
Georgia Tech	4-1	01/24/12	01/18/14
Georgia Southern	1-0	11/11/13	11/11/13
Hawaii	1-0	12/22/12	12/22/12
Illinois	1-0	03/24/13	03/24/13
Indiana State	0-1	12/25/12	12/25/12
Jacksonville	1-0	11/16/12	11/16/12
La Salle	2-0	01/02/13	12/22/13
Loyola (MD)	1-0	12/30/13	12/30/13
Marquette	0-1	03/28/13	03/28/13
Maryland	2-2	02/01/12	01/29/14
Memphis	0-1	12/06/11	12/06/11
Michigan State	1-0	11/28/12	11/28/12
Minnesota	0-1	03/19/12	03/19/12
Nebraska	0-1	12/04/13	12/04/13
North Carolina	4-2	01/10/12	01/08/14
NC State	3-4	01/22/12	03/13/14
Norfolk State	1-0	02/01/14	02/01/14
Notre Dame	1-0	02/19/14	02/19/14
Ole Miss	0-1	11/25/11	11/25/11
Pacific	1-0	03/22/13	03/22/13
Pittsburgh	0-1	02/05/14	02/05/14
Purdue	0-1	11/29/11	11/29/11
Rutgers	1-0	11/15/11	11/15/11
Savannah State	1-0	12/19/13	12/19/13
Stetson	1-0	11/09/12	11/09/12
St. Francis Brooklyn	0-1	11/08/13	11/08/12
Syracuse	0-2	01/04/14	01/25/14
Tennessee Tech	1-0	11/11/11	11/11/11
Texas Southern	1-0	11/14/13	11/14/13
UCF	1-1	12/18/12	11/21/13
UNCG	1-0	01/02/12	01/02/12
UNF	1-0	11/19/11	11/19/11
UMass	2-0	12/03/11	12/01/12
Valparaiso	1-0	03/14/12	03/14/12
Virginia	1-2	01/07/12	02/26/14
Virginia Tech	4-2	02/09/12	03/12/14
Wake Forest	2-1	02/18/12	03/08/14
West Virginia	0-1	12/10/11	12/10/11

School	Record	First Meeting	Last
Boston College	6-0	01/29/12	02/22/14
Clemson	3-1	01/18/12	03/04/14
Duke	2-2	02/05/12	01/22/14
Florida State	4-3	02/11/12	02/10/14
Georgia Tech	4-1	01/24/12	01/18/14
North Carolina	4-2	01/10/12	01/08/14
NC State	3-4	01/22/12	03/13/14
Notre Dame	1-0	02/19/14	02/19/14
Pittsburgh	0-1	02/05/14	02/05/14
Syracuse	0-2	01/04/14	01/25/14
Virginia	1-2	01/07/12	02/26/14
Virginia Tech	4-2	02/09/12	03/12/14
Wake Forest	2-1	02/18/12	03/08/14
Maryland	2-2	02/01/12	01/29/14

## COACHING STAFF



### ERIC KONKOL

**Assistant Coach, Offensive Coordinator**  
**Fourth Season**  
**Wisconsin - Eau Claire, 2000**

Eric Konkol joined the University of Miami men's basketball program in April of 2011.

Konkol enters his fourth season at the University of Miami and 11th as a member of head coach Jim Larrañaga's staff. Tabbed the offensive coordinator, he also is responsible for Miami's scheduling and assists in all aspects of the program including recruiting, practices, individual player workouts and game preparation.

Konkol aided the 2013-14 Hurricanes team to a 17-16 overall record while finishing 7-11 in conference play. The 2013-14 Hurricanes had no returning starters from the previous season, but the defensive intensity remained, as the team ranked No. 2 in field goal defense and No. 3 in scoring defense in the ACC, and good enough for No. 11 and No. 39 nationally. The Canes consistently found themselves in close games, sending five to overtime and 13 were decided by five points or less. Returning just 13 percent of the team's scoring and 15 percent of the team's rebounding from a year ago, the Canes won five of the last eight contests to post a seventh-straight winning season. Five Hurricanes graduated from the basketball program for the second-straight season.

In his second season at Miami, Konkol and the Canes saw many firsts in program history, including the Canes ACC regular season and tournament championships, a No. 2 ranking in national polls and 29 total victories, with 15 league wins, in a season. The Canes matched program bests in earning a No. 2 seed in the NCAA tournament and playing in the Sweet 16.

As the assistant responsible for scheduling, Konkol helped Miami to the fourth-best RPI in the country (ESPN.com) and a Top 5 strength of schedule rating.

Konkol, the team's offensive coordinator, helped lead Miami to four 20+ point wins over ACC opponents, including a 27-point rout of No. 1 Duke and victories against North Carolina (+26), Florida State (+24) and Boston College (+22). Miami was the first team to beat Duke and UNC by 25+ points since the start of ACC play in 1953 and the Canes defeated three teams in the Top 20 for the first time since joining the ACC in 2004-05.

Konkol worked daily with ACC and Lute Olson National Player of the Year and All-American Shane Larkin, who declared for the NBA draft after his sophomore year and was selected 18th overall by the Atlanta Hawks. Larkin was a finalist for the Bob Cousy, Naismith and John R. Wooden awards and named the ACC tournament MVP. Konkol also improved the games of ACC Defensive Player of the Year Durand Scott and All-ACC performer Kenny Kadji, as well as ACC All-tournament players Julian Gamble and Trey McKinney Jones.

All six seniors on the Sweet 16 team earned academic degrees, two earned masters degrees, from the University of Miami and one player was listed on the All-ACC Academic Team.

Konkol monitors the academic progress of the student-athletes, watching all nine seniors graduate in his two years at UM. The Canes were publicly honored by the NCAA for being ranked among the top 10 percent in APR across the country last year.

In Konkol's first year in Coral Gables, UM teetered on the edge of The Dance bubble, then went 1-1 in the ACC Tournament and ended up in the NIT, defeating Valparaiso, but falling to Minnesota, the eventual NIT Championship runner-up.

Konkol helped the Canes to nine conference wins, the first time Miami has posted a winning record in ACC play since joining the conference for the 2004-05 season. The Canes ended the season tied for fourth in the ACC, another program-best accomplishment.

On Feb. 5, 2012, the Hurricanes did what no other UM hoops team had done when they went into Cameron Indoor Stadium and defeated No. 7/5 Duke. The Canes downed the Blue Devils 78-74 in overtime that afternoon, led by 27 points and 12 rebounds from Reggie Johnson, and received votes in the next AP Poll for the first time since 2010. Gaining momentum, Miami then beat No. 15/16 Florida State at home in front of a packed house, UM's first win over FSU since 2009.

Three players earned postseason recognition for 2011-12, as Kenny Kadji was selected to the All-ACC Third Team, Durand Scott was voted an honorable mention performer and Shane Larkin earned a spot on the ACC All-Freshman Team.

Konkol previously worked with Larrañaga at George Mason from 2002-03 through 2004-05 and 2007-08 through 2011, helping to develop 12 All-CAA selections, five CAA All-Rookie honorees and 16 professional players. In the interim, he spent two years coaching at national power Hopkins High School in Minnesota under Ken Novak, Jr. - who was named 2011 ESPN RISE National Boy's Basketball Coach of the Year, where he assisted the 2006 Minnesota 4A State Champions.

When rejoining Larrañaga's staff, he helped guide the Patriots to four-straight postseason appearances for the first time in Mason history - including NCAA berths in 2008 and 2011. In 2011, the team defeated Villanova to advance to the third round of the NCAA Tournament, earned a regular-season CAA title and posted a school-record tying 27 wins. In 2009, he helped Mason to

an NIT bid and its second-straight 20-win season, and in 2008, Konkol helped the Patriots to their second-highest win total in school history as they beat nationally-ranked Kansas State and won the CAA title for the first time since 2001. The Patriots also advanced to the NIT in 2004.

Designated as the team's "offensive coordinator" at Mason, Konkol oversaw the 2011 offense that ranked 27th nationally in efficiency (kenpom.com) and ranked among the NCAA's leaders in three-point field goal percentage (11th, 39.5 percent), field goal percentage (26th, 47.1 percent) and assist to turnover ratio (26th, 1.28).

In addition, Konkol was responsible for coordinating Mason's schedule, which was pivotal to the Patriots earning just their second at-large bid to the NCAA Tournament in 2011 - and just the fifth at-large invitation for a CAA squad.

He served as Mason's scouting director from 2002-05 and helped recruit the top non-BCS recruiting class in 2009 according to ESPN.com. Additionally, he monitored the academic progress of the men's basketball student-athletes, graduating 22 of 24 student-athletes who completed their eligibility. In both 2009 and 2010, the program was recognized by the NCAA with an Academic Progress Rate in the nation's top 10 percent.

Konkol previously worked on Buzz Peterson's staff as a student assistant for NIT champion Tulsa in 2000-01 and as a graduate administrative assistant at Tennessee in 2001-02, earning a master's degree in sports management. For the Vols, he assisted in film breakdown and statistical analysis of games, practices and individual workouts, co-directed Tennessee's summer basketball camps and coaches' clinics, organized the recruiting database and mailing system, and was editor for the official basketball newsletter.

A native of Amherst, Wis., Konkol is a 2000 graduate of the University of Wisconsin at Eau Claire with a bachelor's degree in kinesiology, with an emphasis in exercise management. He played three seasons of basketball for the Division III program - advancing to the national championship game in 2000. He received the team's Inspiration Award after his junior and senior seasons with the Blugolds, and was an honorary captain as a senior. Konkol shot 40.8 percent from the field, including 40.6 percent from three-point range, and hit 89.7 percent from the line for his career.

He spent his first two years, including one redshirt season, at the University of Wisconsin at Platteville playing for current Wisconsin head coach Bo Ryan. A 1995 graduate of Amherst High School, he was a three-sport athlete (basketball, baseball and cross country) and closed his prep career at the school's all-time leading scorer.

Konkol and his wife Meagan, have two sons, Ethan and Ryan.

### KONKOL FILE

#### PERSONAL

Hometown	Amherst, Wis.
Education	Bachelor's in kinesiology: University of Wisconsin Eau Claire, 2000 Masters in sports management: Tennessee, 2002
Family	Wife: Meagan Sons: Ethan and Ryan

#### COACHING EXPERIENCE

University of Miami	Assistant, 2011-present
George Mason	Assistant, 2002-2005, 2007-11
Hopkins HS	Assistant, 2005-07
Tennessee	Graduate assistant, 2001-02
Tulsa	Student assistant, 2000-01

#### NCAA APPEARANCES

2008 - George Mason  
 2011 - George Mason  
 2013 - Miami (Sweet 16)

#### NIT APPEARANCES

2001 - Tulsa (Champions)  
 2002 - George Mason  
 2004 - George Mason  
 2009 - George Mason  
 2012 - Miami

#### PLAYING EXPERIENCE

Wisconsin Eau Claire, 1997-2000  
 Wisconsin Platteville, 1995-97

#### PLAYING HONORS

NCAA D-III National Championship game, 2000  
 Inspiration Award, Wisconsin Eau Claire, 2001, 2002  
 Conference Champions, Wisconsin Platteville, 1996, 1997

#### PROMINENT PLAYERS COACHED

Marcus Haislip	DeQuan Jones	Kenny Kadji
Shane Larkin	Trent Lockett	Trey McKinney Jones
Durand Scott	Ron Slay	Vincent Yarbrough

# COACHING STAFF



## MICHAEL HUGER

**Assistant Coach, Defensive Coordinator**  
**Fourth Season**  
**Bowling Green, 1994**

Michael Huger joined the University of Miami men's basketball program in April of 2011.

Huger enters his fourth season at the University of Miami and his eighth season as an assistant coach for head coach Jim Larrañaga, assisting in all aspects of the program. He brings nine seasons of collegiate coaching experience and nearly a dozen years of professional basketball experience to The U.

With the assistance of Huger, the 2013-14 Canes finished the season ranked No. 11 in scoring defense (59.6 ppg) and No. 39 in field goal defense (40.7%). Those averages placed the Hurricanes in the top three of both categories in the ACC. Miami was able to overcome returning no starters from the previous season and returning just 13 percent of the team's scoring and 15 percent of the team's rebounding, winning five of the last eight games to post a 17-16 (7-11 ACC) record—Miami's seventh-straight winning season. The Canes had a knack for drama, playing in five overtime games while 13 were decided by five points or less. Miami graduated five seniors for the second-straight campaign.

In Huger's second year at The U, the Canes played in the Sweet 16 after earning a No. 2 seed in the NCAA tournament. Miami was the ACC regular season and tournament champion, earned a No. 2 ranking in both national polls and won a school-record 29 games, including 15 conference victories. He helped lead Miami to four 20+ point wins over ACC opponents, including a 27-point rout of No. 1 Duke and victories against North Carolina (+26), Florida State (+24) and Boston College (+22).

Under Huger, the team's defensive coordinator, the Canes were nationally ranked No. 39 in scoring defense (60.6) and No. 48 in field goal percentage defense (40.0).

He helped Durand Scott earn the ACC Defensive Player of the Year and saw three players — Scott, Shane Larkin and Julian Gamble — named to the All-ACC defensive team. Four players were ranked nationally in defensive categories, as Larkin was No. 49 and Scott was No. 182 in steals per game while Gamble and Kadji secured spots on the blocked shots list at Nos. 82 and 168, respectively.

As a former point guard, Huger also worked individually with All-American Larkin, who was the ACC and Lute Olson National Player of the Year, ACC tournament MVP, and was a finalist for the Bob Cousy, Naismith and John R. Wooden awards. Larkin left UM after his sophomore season to enter the 2013 NBA Draft.

All six seniors on the Sweet 16 team earned academic degrees from the University of Miami and one player was listed on the All-ACC Academic Team.

In his first season with the Canes, Huger aided Miami in winning nine conference games, en route to finishing tied for fourth place in the ACC. It was the first time the team posted a winning record in the ACC since the program's first season in the league in 2004-05, and it was the highest the team has ever finished in the final standings. After nearly earning an at-large nod to The Big Dance, the Canes settled for an NIT appearance, after going 1-1 in the ACC Tournament. Miami beat Valparaiso in the first round, but would come up short against Minnesota, the eventual NIT Championship runner-up.

One of Miami's finest moments of the season came on Feb. 5 2012, when the Canes defeated the No. 7/5 Blue Devils for the first time ever at Cameron Indoor Stadium. Reggie Johnson would lift UM past Duke with 27 points and 12 rebounds as the Canes fought their way to an overtime victory that would earn them votes in the AP Poll for the first time since 2010. Three weeks later the Hurricanes recorded another win against a ranked opponent when they bested No. 15/16 FSU for the first time since 2009, in front of an electric home crowd in the BankUnited Center.

Three Miami players were recognized by the league for their season performances: Kenny Kadji made the All-ACC Third Team, Durand Scott was named an honorable mention performer and Shane Larkin was picked to be on the ACC All-Freshman Team.

In four seasons at George Mason, Huger helped lead the Patriots to the postseason every year—including NCAA berths in 2008 and 2011. In 2011, the team defeated Villanova to advance to the third round of the NCAA Tournament, earned a regular-season CAA title and posted a school-record tying 27 wins. In 2009, he helped Mason to an NIT bid and its second-straight 20-win season, and in 2008, Huger helped the Patriots to their second-highest win total in school history as they beat nationally-ranked Kansas State and won the CAA title for the first time since 2001. While at GMU, Huger recruited 2013 NCAA Tournament Final Four MVP Luke Hancock, who played

for the Patriots, then transferred to Louisville and helped the Cardinals win the 2013 NCAA National Championship.

Huger began his coaching career at Longwood University (Va.) under Mike Gillian, a former Mason assistant coach under Larrañaga, where he spent two seasons.

Before joining the coaching ranks, Huger played professional basketball in Europe, beginning his career in Finland (1993-94) before spending two years in Holland (1994-96) and nine in Belgium (1996-2005). He was selected Dutch League MVP in 1996 after averaging 25.3 points and 5.8 assists, and went on to earn First Team All-Belgium honors in 2000 and 2004 after leading his clubs to Belgium Cup championships in both seasons.

A native of New York City, Huger is a 1994 graduate of Bowling Green State University with a bachelor's degree in education. There he played for Larrañaga from 1989-93, helping the Falcons to a pair of NIT appearances. He earned Mid-American Conference honors in his final two seasons, and was a Naismith Award nominee and the runner-up for conference player of the year as a senior.

As a prep player, he helped lead Stevenson High School (Bronx) to back-to-back PSAL City Championships in 1988 and 1989. He played AAU basketball for the famous Riverside Church Hawks.

Huger and his wife, Tonya, have one son, Michael Anthony II, born in 2011.

## HUGER FILE

### PERSONAL

Hometown	New York City, N.Y.
Education	Bachelor's in education: Bowling Green State University
Family	Wife: Tonya      Son: Michael

### COACHING EXPERIENCE

University of Miami	Assistant, 2011-present
George Mason	Assistant, 2007-11
Longwood University	Assistant, 2005-07

### NCAA APPEARANCES

2008 - George Mason  
 2011 - George Mason  
 2013 - Miami (Sweet 16)

### NIT APPEARANCES

1990 - Bowling Green (player)  
 1991 - Bowling Green (player)  
 2009 - George Mason  
 2012 - Miami

### PLAYING EXPERIENCE

Stevenson High School (Bronx), 1986-89  
 Bowling Green State University, 1989-93  
 Finland, 1993-94  
 Holland, 1994-96  
 Belgium, 1996-2005

### PLAYING HONORS

All-Mid-American Conference, 1992, 1993  
 Naismith Award nominee 1993  
 Runner-up Mid-American Conference Player of the Year, 1993  
 Dutch League MVP, 1996  
 First Team All-Belgium, 2000, 2004  
 Belgium Champions, 2000  
 Belgium Club Champions, 2000, 2004  
 NIT, 1990, 1991

### PROMINENT PLAYERS COACHED

Julian Gamble - Miami  
 Kenny Kadji - Miami  
 Shane Larkin - Miami  
 Trey McKinney Jones - Miami  
 Durand Scott - Miami  
 Luke Hancock - George Mason  
 Ryan Pearson - George Mason

## COACHING STAFF



### CHRIS CAPUTO

**Assistant Coach, Scout Team Coordinator**  
**Fourth Season**  
**Westfield (Mass.) State, 2002**

Chris Caputo joined the University of Miami men's basketball program in April of 2011.

Caputo enters his fourth season with the Hurricanes and his 13th season on head coach Jim Larrañaga's staff. Entering his 10th season as an assistant coach, his primary responsibilities include recruiting and scouting the opposition.

With no starters returning from the 2013 ACC Championship squad, the Hurricanes finished the season No. 11 in scoring defense and No. 39 in field goal defense in the NCAA. Caputo helped guide Miami to its seventh-consecutive winning season, taking five of the last eight games. The Canes finished the 2013-14 season 17-16 (7-11 ACC), with five overtime contests and 13 games decided by five points or less, despite returning only 13 percent and 15 percent of the team's scoring and rebounding, respectively. Led by five seniors, Miami's defense was among the best in the conference, finishing second in field goal defense (40.7%) and third in scoring defense (59.6 ppg). Five Hurricane seniors graduated from the hoops program for the second-straight year.

Caputo and the Hurricanes posted a historic season in 2012-13, winning the ACC regular season and tournament championships, then playing in the Sweet 16 after earning a No. 2 seed in the NCAA tournament. Miami was ranked as high as No. 2 in the country this season, winning 29 total games, including 15 in ACC play. He helped lead Miami to four 20+ point wins over ACC opponents, including a 27-point rout of No. 1 Duke and victories against North Carolina (+26), Florida State (+24) and Boston College (+22).

The team's scout-team coordinator, Caputo coached the Canes to top 50 national rankings in turnovers per game (12th), scoring margin (33rd), scoring defense (39th) and field goal percentage defense (48th). He also helped Miami to 10 road wins, and a 14-1 mark at home with his intricate knowledge of opponents' tendencies and styles.

Caputo worked daily with All-American and ACC Player of the Year Shane Larkin, as well as ACC Defensive Player of the Year Durand Scott and All-ACC performer Kenny Kadji. Larkin, the Lute Olson National Player of the Year, was also ACC tournament MVP and was a finalist for the Bob Cousy, Naismith and John R. Wooden awards. Larkin left UM after his sophomore season to enter the 2013 NBA Draft.

All six seniors on the Sweet 16 team earned academic degrees from the University of Miami and one player was listed on the All-ACC Academic Team.

After his first season as an assistant coach with the Hurricanes, Caputo is already able to look back at a year that was filled with memorable accomplishments. With his assistance, the team recorded nine ACC wins, amounting to a winning record in conference play for the first time since the program joined the ACC for the 2004-05 campaign. The Canes ultimately tied for fourth in the league standings, the highest the team ever finished in the ACC. Although Miami had some quality wins throughout the regular season, the team's 1-1 record in the ACC Tournament was not enough to get UM to the NCAA Tournament. Instead the team bested Valparaiso in the NIT, before losing to the eventual NIT Championship runner-up, Minnesota.

Undoubtedly, one of the highlights of the entire season was when Miami beat No. 7/5 Duke at Cameron Indoor Stadium on Feb. 5, 2012, to earn the program's first ever away victory over the Blue Devils. UM's Reggie Johnson led the team to 78-74 overtime win, scoring 27 points and snagging 12 boards. As a result, the Canes earned themselves national recognition by getting their first votes in the AP Poll since 2010. The Hurricanes then defeated rival FSU, ranked No. 15/16 at the time, in front of a raucous UM crowd at the BankUnited Center. The victory was UM's first win over the Seminoles since 2009.

Individually, Kenny Kadji, Durand Scott and Shane Larkin stood out by receiving a variety of honors: Kadji was chosen for the All-ACC Third Team, Scott was recognized as an All-ACC honorable mention performer and Larkin was voted onto the ACC All-Freshman squad.

Prior to Miami, Caputo played a major role in George Mason's run to the Final Four in 2006, putting together scouting reports to prepare the Patriots as they played nationally-ranked teams and future NBA players in nearly every round.

He also helped lead the Patriots to the postseason for a Mason-record four-straight seasons -including NCAA berths in 2008 and 2011. In 2011, the team defeated Villanova to advance to the third round of the NCAA Tournament, earned a regular-season CAA title and posted a school-record tying 27 wins. In 2009, he helped Mason to an NIT bid and its second-straight 20-win season, and in 2008, Caputo helped the Patriots to their second-highest win total in school

history as they beat nationally-ranked Kansas State and won the CAA title for the first time since 2001.

As an assistant at Mason, Hoopscoop.com named him one of the Top 25 non-BCS assistant coaches in the nation. In 2010, Caputo attended the Villa 7 Consortium, an educational symposium and networking opportunity for some of the nation's top assistants. In 2011 alone, 19 alum of Villa 7 were hired as head coaches.

Prior to becoming an assistant coach, Caputo worked on Larrañaga's staff as the video coordinator, coordinated the staff recruiting database and mailing system, as well as serving in other administrative capacities.

A native of Elmhurst, N.Y., Caputo is a 2002 graduate of Westfield (Mass.) State College with a degree in finance and economics. He was a four-year letterwinner as a point guard for the Division III Owls, and served as captain and earned the team's Outstanding Contributor Award as a senior. A 1998 graduate of Archbishop Molloy High School - Larrañaga's alma mater, he too played for legendary head coach Jack Curran.

Caputo and his wife Julie (Nissenbaum) welcomed their daughter, Lily, in August 2014.

### CAPUTO FILE

#### PERSONAL

Hometown	Elmhurst, N.Y.
Education	Bachelor's in finance and economics: Westfield State College, 2002
Family	Wife: Julie      Daughter: Lily

#### COACHING EXPERIENCE

University of Miami	Assistant, 2011-present
George Mason	Assistant, 2002-2011

#### NCAA APPEARANCES

2006 - George Mason (Final Four)  
 2008 - George Mason  
 2011 - George Mason  
 2013 - Miami (Sweet 16)

#### NIT APPEARANCES

2004 - George Mason  
 2009 - George Mason  
 2012 - Miami

#### PLAYING EXPERIENCE

Archbishop Molloy High School, 1994-98  
 Westfield State College, 1998-2002

#### HONORS


Top 25 Non-BCS Assistant Coach, Hoopscoop.com

#### PROMINENT PLAYERS COACHED

Julian Gamble - Miami  
 Kenny Kadji - Miami  
 Shane Larkin - Miami  
 Trey McKinney Jones - Miami  
 Durand Scott - Miami  
 Luke Hancock - George Mason  
 Ryan Pearson - George Mason



## STAFF



### ADAM FISHER

**Director of Operations, Second Season  
Penn State, 2006**

Adam Fisher was named Director of Basketball Operations for UM in June of 2013.

Fisher came to Miami after spending two seasons at Penn State. Promoted to Director of Player Development in 2012, Fisher served as video coordinator in his first season upon returning to his alma mater in 2011.

Fisher served the previous two seasons as director of basketball operations at Boston University, helping the Terriers to back-to-back 21-win seasons and post-season appearances both years. The Terriers went 21-14 in 2010-11, winning the America East Conference Championship and advancing to their first NCAA Tournament since 2002. The Terriers also went 21-14 in 2009-10 and earned a CBI tournament berth, reaching the semifinals.

Fisher worked as a graduate manager for Villanova from 2007-09, while working on his master's degree in education leadership, which he earned in 2009. Fisher worked under two-time Big East Coach of the Year Jay Wright at Villanova, serving as an assistant recruiting coordinator while helping in film exchange with opponents and conference members. During his time at Villanova, the Wildcats reached the Sweet 16 in 2008 and then won the East Regional in 2009 to advance to the Final Four with a school-record 30 wins.

At Villanova, Fisher also assisted the director of basketball operations and worked as the assistant camp coordinator in the summers of 2007 and 2008. When Wright was named the head coach of the 2007 U.S. Pan America team, Fisher assisted him and the squad with various duties during tryouts and the preliminary rounds.

The Jamison, Pa., native graduated from Penn State with a bachelor's degree in kinesiology in 2006. Fisher worked for three seasons as head student manager and then one season as a graduate manager. He assisted with player workouts, handled administrative duties and helped with team travel.

During the summers, Fisher also worked at several basketball camps, including those at Wake Forest, Maryland, Penn State, Georgetown and with the Philadelphia 76ers.



### JAIME VATHIELIL

**Assoc. Director of Operations, Fourth Season  
Florida, 2007**

Jaime Vathielil enters his fourth season with the Hurricanes as the Associate Director of Basketball Operations. His primary responsibilities include coordinating video operations, opponent scouting and assisting with the overall operations of the team.

In 2010-11, Vathielil worked for the Miami Heat as a seasonal video intern. He was responsible for breaking down opponent game video, scouting personnel tendencies, and completing video projects for the coaching and front office staff. The team won 58 games, finishing the regular season second in the Eastern Conference. The year culminated in the 2011 NBA Finals.

Vathielil worked the summer of 2010 as a player development assistant at ATTACK Athletics in Chicago. There he assisted Tim Grover, Michael Jordan's longtime personal trainer, and Mike Procopio, among the top player development coaches in the country and strategic game management coach for Kobe Bryant, to train NBA, college, high school, and international basketball players. He also created video edits for clients of the individual skills and team concepts taught in workouts to help improve their game.

Prior to joining ATTACK Athletics, Vathielil worked the 2009-2010 season on Austin Ainge's staff as a basketball operations intern with the Maine Red Claws of the NBA Development League. Vathielil assisted with scouting opponent game video, team practice, player development and preparation for the NBA Development League Draft. The team's 27 victories tied an NBA D-League record for wins by an expansion team.

Vathielil earned his Master of Science in sport administration from the University of Miami in 2009. While working toward his degree, he was a graduate manager for the Hurricanes basketball team from 2007-2009, assisting with video scouting, team practice, individual player development, statistical analysis and film exchange. In 2007-2008, the program had one of its most successful seasons. The team posted 23 wins (second most in school history), finished a program-best fifth in the ACC, and produced Miami's first First Team All-ACC selection in Jack McClinton. The Canes returned to the national rankings and advanced to the second round of the NCAA tournament.

A native of Parkland, Fla., Vathielil is a graduate of the University of Florida, earning his Bachelor of Science in business administration in 2007.



  
**TBA****Associate Athletic Trainer****STEVE FELDE****Strength and Conditioning Coach, Second Season  
Concordia University (Wis.), 2003**

In May 2013, Steve Felde joined the University of Miami as an assistant strength and conditioning coach, focusing on Canes men's basketball and women's soccer.

Felde (pronounced Fel-dee) came to Miami after a year at Minnesota where he was the assistant director of strength and conditioning for the Gophers, who played in the third round of the 2013 NCAA men's basketball tournament. In that position he oversaw all aspects of men's basketball weight lifting, plyometric and conditioning programs. He also monitored nutritional needs for basketball student-athletes and implemented strength programs for men's and women's hockey, men's swimming and men's golf.

Prior to his time in Minneapolis, Felde was the director of strength and conditioning at the University of Wisconsin Milwaukee from 2007-12. While there, he oversaw strength and conditioning programs for 13 NCAA Division I sports including baseball, men's and women's basketball, men's and women's soccer, track and field, men's and women's swim/dive, tennis, cross country and volleyball. He contributed to 34 Horizon League Championships in a variety of sports and helped the women's soccer team to two consecutive years in the national rankings. The men's basketball team saw marked progress in their overall record under Felde's programs, as did the volleyball and baseball teams.

He also spent time with Minnesota in 2005 as an assistant strength coach, training student-athletes in Olympic lifting techniques and implementing strength and speed development programs for 25 teams.

Felde earned his B.S. in athletic training and exercise leadership from Concordia University of Wisconsin in May of 2003. As an undergrad, he worked as both an athletic trainer - working with football and wrestling - and strength and conditioning coach - for the men's basketball and men's soccer teams - for the Falcons.

He is certified through the National Strength & Conditioning Association (NSCA) and has been a certified club coach for USA Weightlifting since 2004. In 2010, Felde obtained a master's of sport science from the United States Sports Academy.

Felde, a native of Milwaukee, Wis., is married to the former Wendie Parchim.

## SUPPORT STAFF



**Reggie Bouchard**  
Administrative Support



**Monica Mengotti**  
Administrative Support



**Amy (Woodruff) LaBrie**  
Communications



**Heather Koutrakos**  
Academic Advisor



**Joe Zagacki**  
Radio Play-by-Play



**Josh Darrow**  
Radio Analyst




**Leah Gross**  
Marketing



**Michael Turner**  
Facilities and Events



**Jeff Dyer**  
Graduate Assistant



**Jeff Foote**  
Graduate Assistant



**Ryan Kardok**  
Graduate Assistant



**Aaron Winshall**  
Graduate Assistant




## HURRICANES

Photo Roster .....	20
Deandre Burnett .....	21
Ivan Cruz Uceda.....	22
Mike Fernandez.....	23
Tonye Jekiri .....	24
Manu Lecomte .....	25
Sheldon McClellan .....	26
Kamari Murphy .....	27
Ja'Quan Newton.....	28
James Palmer .....	29
Davon Reed .....	30
Angel Rodriguez.....	31
Omar Sherman.....	32
Chris Stowell .....	33
Joe Thomas .....	34




1

**DRE BURNETT**RFr. | G | 6-2 | 195  
Miami, Fla. | Carol City HS


33

**IVAN CRUZ UCEDA**Jr. | F | 6-10 | 237  
Madrid, Spain | Harcum College (Pa.)


11

**MIKE FERNANDEZ**So. | G | 6-1 | 190  
Coral Gables, Fla. | Belen Jesuit


23

**TONYE JEKIRI**Jr. | C | 7-0 | 244  
Hialeah, Fla. | Champagnat Catholic


20

**MANU LECOMTE**So. | G | 5-11 | 170  
Brussels, Belgium | Athene des Pagodes

10

**SHELDON McCLELLAN**RJr. | G | 6-5 | 205  
Houston, Texas | Texas | Bellaire

21

**KAMARI MURPHY**Jr. | F | 6-9 | 216  
Brooklyn, N.Y. | Oklahoma St | IMG | Lincoln HS


0

**JA'QUAN NEWTON**Fr. | G | 6-2 | 185  
Philadelphia, Pa. | Neumann-Goretti

12

**JAMES PALMER**Fr. | G | 6-5 | 200  
Washington, D.C. | St. John's College HS

5

**DAVON REED**So. | G | 6-6 | 208  
Ewing, N.J. | Princeton Day

13

**ANGEL RODRIGUEZ**RJr. | G | 5-11 | 180  
San Juan, P.R. | Kansas State | Miami Krop

22

**OMAR SHERMAN**Fr. | F | 6-8 | 260  
Duncanville, Texas | Duncanville HS

35

**CHRIS STOWELL**Fr. | F | 6-7 | 190  
Exeter, N.H. | Tilton School | Exeter HS

2

**JOE THOMAS**Gr. | F | 6-7 | 245  
Miami, Fla. | Niagara | Miami Krop HS**JIM LARRAÑAGA**

Head Coach

**ERIC KONKOL**

Assistant Coach

**MICHAEL HUGER**

Assistant Coach

**CHRIS CAPUTO**

Assistant Coach

**ADAM FISHER**

Director of Operations



# DEANDRE BURNETT

Redshirt Freshman | Guard | 6-2 | 195

1

Miami, Fla. | Carol City HS

## As a Freshman (2013-14)

Injured left wrist in early November and redshirted freshman season.

## High School

A 2012 *Parade All-American*, one of only two players from the state of Florida and one of five Atlantic Coast Conference recruits to earn the honor ... Third in the nation in scoring as a high school senior ... As a senior, averaged 37 ppg, 5 apg, and 6 rpg ... Notched 45 points three times in his final prep season ... Recorded 25 points and 11 assists in first game Coach L saw him play ... Class AA Player of the Year ... All-state ... First team Miami-Dade County ... As a junior, averaged 28 ppg ... Played for Barry Robinson at Carol City High School ... Earned varsity letters all four years ... On academic honor roll ... Played final year at Massanutten Military Academy in Virginia.

## Personal

Name is Deandre, but goes by Dre ... Born January 29, 1994 in Miami ... Son of Varondria Burnett and James Cook ... Brother to Dalvin, James, Daneisha, Jamiya, and Jameisha ... Brother Dalvin Cook is a freshman football player at Florida State ... Grew up a Canes fan ... Also recruited by South Carolina, Ole Miss, Marshall, Virginia, and La Salle ... Majoring in sports administration ... Played AAU for Team U ... Larrañaga's third signee from the state of Florida, joining former Hurricane Shane Larkin (Dr. Phillips) and current junior Tonye Jekiri (Champagnat).





# IVAN CRUZ UCEDA

Junior | Forward | 6-10 | 237

33

Madrid, Spain | Harcum College (Pa.)

## Harcum College

Ranked No. 55 overall by ESPN ... All-American (H.M.) ... All-National Tournament Team ... Averaged 14.6 points, 9.6 rebounds, 2.0 assists, 1.1 steals and 1.1 blocks in 23.3 minutes per game in second season ... Hit 62.5 percent from field, 45.5 percent from long range and 72.4 percent at line ... Advanced to NJCAA Division I National Semifinals in Hutchinson, Kan., marking first final four appearance in school history ... In NJCAA Region XV Championship, hit 15 of team-best 21 points from behind 3-point line, making five of 10 tries, and grabbed 12 rebounds ... Set school record for rebounds in game (29) and career (635) ... Fourth-highest scorer in Harcum history with 957 points, sixth in blocked shots (76) ... Holds season record for 3-point percentage (45.5%) ... Honors Society.

## Personal

First name Ivan is pronounced E-von ... Born Oct. 24, 1991 in Madrid, Spain ... Son of Jose Gabriel Cruz and Pilar Uceda ... Brother to Maria ... Father played pro basketball for Club Deportivo Cajamadrid in Spain ... Majoring in sports management ... Attended Giner de los Rios high school ... Played basketball for Estudiantes in Spain where he averaged 12 points and seven rebounds per game ... Also played for Club Baloncesto Alcobendas, Colegio Brains, Club Baloncesto Las Rozas ... Also recruited by Marquette, Ohio State, Penn State and Villanova.



# MIKE FERNANDEZ

Sophomore | Guard | 6-1 | 190

# 11

Coral Gables, Fla. | Belen Jesuit

## As a Freshman (2013-14)

Walk on ... Played in three games, including one ACC game against Boston College (2/22) ... Season highs: 2 minutes vs. Loyola 12/30.

2013-14			
Opposition	P	R	A
Texas Southern	0	0	0
Loyola	0	0	0
Boston College	0	0	0

## Fernandez Season Highs

### Minutes

Season: 2, vs. Loyola, 12/30/13

## High School

All-Dade county team honorable mention two years ... Dade vs. Palm Beach County all-star game ... Averaged 8.0 ppg senior year ... Hit 40 percent of field goals senior year ... Three-year varsity letterman ... Two-year starter at guard ... Coached by Jose Roca ... Honor roll ... Played water polo, winning second place at state ... Also on track team.

## Personal

Born Michael Brandon Fernandez April 5, 1995 ... Son of Ilena and Joaquin Novoa and Mike and Constance Fernandez ... Brother to George, Alexander, Cristofer and Michelle Fernandez, and Joaquin Novoa ... Majoring in finance ... First language is Spanish ... Played AAU for Gold Coast: Team Miami ... Recruited by Cornell University.

## FERNANDEZ CAREER STATISTICS

FERNANDEZ CAREER STATISTICS																										
Season	GP	GS	Min.	Avg.	3-Point					Free Throws			Rebounds				Scoring									
					FG	FGA	Pct.	FG	FGA	Pct.	FT	FTA	Pct.	Off.	Def.	Tot.	Avg.	PF	FO	Ast.	TO	Blk	Stl	Pts.	Avg.	
2013-14	2	0	3	1.5	0	0	.000	0	0	.000	0	0	.000	0	0	0	0.0	0	0	0	3	0	0	0	0.0	



# TONYE JEKIRI

Junior | Center | 7-0 | 244

Hialeah, Fla. | Champagnat Catholic School

23

**Jekiri Season / Career Highs****Points**Season: 15, at Florida State, 2/10/14  
Career: 15, at Florida State, 2/10/14  
ACC: 15, at Florida State, 2/10/14**Rebounds**Season: 13, at NC State, 3/1/14  
Career: 13, at NC State, 3/1/14  
ACC: 13, at NC State, 3/1/14**Assists**Season: 4, vs. Syracuse, 1/25/14  
Career: 4, vs. Syracuse, 1/25/14  
ACC: 4, vs. Syracuse, 1/25/14**Steals**Season: 2 (6x) last at NC State, 3/1/14  
Career: 2 (6x) last at NC State, 3/1/14  
ACC: 2 (5x) last at NC State, 3/1/14**Blocked Shots**Season: 3 (2x) last vs. Wake Forest, 3/8/14  
Career: 3 (2x) last vs. Wake Forest, 3/8/14  
ACC: 3 (2x) last vs. Wake Forest, 3/8/14**Field Goals**Season: 5 (2x) last at NC State, 3/1/14  
Career: 5 (2x) last at NC State, 3/1/14  
ACC: 5 (2x) last at NC State, 3/1/14**Field Goal Attempts**Season: 7 (5x) last at NC State, 3/1/14  
Career: 7 (5x) last at NC State, 3/1/14  
ACC: 7 (3x) last at NC State, 3/1/14**Free Throws**Season: 5, at Florida State, 2/10/14  
Career: 5, at Florida State, 2/10/14  
ACC: 5, at Florida State, 2/10/14**Free Throw Attempts**Season: 7, at Florida State, 2/10/14  
Career: 7, at Florida State, 2/10/14  
ACC: 7, at Florida State, 2/10/14**3-Point Field Goals**Season: --  
Career: --  
ACC: --**3-Point Field Goal Attempts**Season: --  
Career: --  
ACC: --**Foul Disqualifications**Season: 5, last at NC State, 3/1/14  
Career: 4, last at Georgia Tech, 1/18/14  
ACC: 4, last at NC State, 3/1/14**Minutes**Season: 37, vs. Virginia Tech, 3/12/14  
Career: 37, vs. Virginia Tech, 3/12/14  
ACC: 35, at Maryland, 1/29/14**As a Sophomore (2013-14)**

In ACC stats: No. 17 rebounding (6.1) ... Played 33 games, starting 16 ... Averaged 4.2 points, 5.5 rebounds, 0.9 blocks, 0.7 assists and 0.6 steals in 21.4 minutes ... Totaled 139 points, 180 rebounds, 29 blocks, 22 assists, 21 steals in 705 minutes ... In ACC play averaged 4.1 points, 6.1 rebounds and 0.9 blocks in 22.5 minutes ... Totaled 73 points, 110 rebounds and 16 blocks in 405 minutes ... In two ACC Tournament games averaged 5.5 points, 10.5 rebounds and 2.0 blocks in 33.0 minutes ... Totaled 11 points, 21 rebounds and four blocks in 66 minutes ... Led team in rebounding 10 times ... Recorded first double-double with 14 points and 13 rebounds at NC State (3/1) ... Scored in double digits three times ... Grabbed 10+ rebounds three times, 7+ 12 times, including four of last five games ... Recorded multiple blocks in six outings, and three-straight to end season ... Started eight-straight games from 1/5 to 2/8 ... Season highs: 15 points at Florida State, 2/10; 13 rebounds at NC State, 3/1; 4 assists vs. Syracuse, 1/25; 2 steals, six times, last at NC State, 3/1; 3 blocked shots, two times, last vs. Wake Forest, 3/8; 37 minutes vs. Virginia Tech, 3/12.

**As a Freshman (2012-13)**

Two blocked shots vs. Pacific, tied for second-most by a Cane in an NCAA tournament game ... Averaged 3.3 points, 3.3 rebounds, 0.7 blocks and 10.3 minutes in three NCAA tournament games ... Hit 5-of-10 from the field ... Notched 1.0 points and 1.7 rebounds in 5.7 minutes in the three ACC tournament outings ... Played all 18 ACC games, posting 1.7 points, 1.7 rebounds 0.3 blocks in 6.9 minutes ... Saw time in 34 of 36 total games, averaging 1.4 points and 1.6 rebounds in 6.9 minutes ... 11 blocks were fourth-most on the team ... Hit 51.4 percent (18-of-35) of his shots ... Led (or tied) the Canes in blocks three times ... Season highs: 6 points vs. Pacific; 4 free throws made vs. Virginia Tech; 5 rebounds vs. Pacific; 1 assist four times; 1 steal seven times; 2 blocked shots three times; 16 minutes vs. Pacific.

**High School**

Rated the 17th-best center in the country by ESPN.com and No. 13 by Scout.com ... Averaged 20 points, 12 rebounds and 5 blocks per game as a senior ... Notched 45 points and 20 rebounds in regional semifinals and 18 points, 14 rebounds and six blocks in regional finals ... Led his team to the 2A state title game ... First team 2011-12 Boys Class 2A All-State Team ... First Team All-FHSAA Tournament at state championships ... Orlando Sentinel's 2011-12 All-Florida boys basketball team ... Averaged 14 points and 10 rebounds per game as a junior with Champagnat, his first year of organized hoops ... Team MVP ... Team captain ... On the AAU circuit, played for Team Breakdown ... Dominated at the Source Hoops Elite Camp and led Team Breakdown to championships in the Breakdown Hoops Festival and the Big Shots Myrtle Beach I ... Can play with his back to the basket or step out for a 10-12-foot shot ... Runs the floor like a guard and has an unstoppable motor.


**Personal**

Born July 23, 1994 in Nigeria ... Given name is Tonye Frank Jekiri (TAHN-yay Ja-KEER-EE) ... Son of Emiliania and Frank ... Brother to Tammie, Omiebi and Boma ... Majoring in sports administration ... Chose his jersey number 23 because July 23 is his birthday ... Originally from Nigeria, Jekiri moved to South Florida in September 2010 to begin his basketball career ... Previously played soccer ... Chose Miami over considerations from Virginia Tech, Clemson, Florida State, Auburn, Vanderbilt and Alabama ... Jekiri was Larrañaga's second recruit from the state of Florida, joining former Canes PG Shane Larkin from Orlando, Fla.

2013-14				2012-13			
Opposition	P	R	A	Opposition	P	R	A
St. Francis (NY)	6	9	1	at FGCU	1	2	0
Ga. Southern	2	1	0	Jacksonville	0	0	0
Texas Southern	4	4	0	Michigan State	0	2	0
at C of Charleston	6	3	0	at Massachusetts	0	0	0
UCF	2	3	0	Charlotte	0	0	0
vs Geo. Wash.	2	1	1	at UCF	3	2	0
at CS Fullerton	4	4	0	at Hawai'i	1	0	0
vs Arizona State	0	3	0	vs. Arizona	0	2	0
at Nebraska	2	7	1	vs. Indiana State	0	0	0
Virginia Tech	2	7	0	La Salle	0	1	0
at Savannah St.	4	1	1	at Georgia Tech	2	2	0
La Salle	9	7	0	at North Carolina	0	1	0
Loyola	10	4	2	Maryland	2	4	0
at Syracuse	5	3	2	at Boston College	0	1	1
at North Carolina	2	10	1	Duke	2	2	0
Florida State	2	7	1	Florida State	4	2	0
at Georgia Tech	0	3	0	at Virginia Tech	2	1	0
Duke	8	9	0	at NC State	0	2	1
Syracuse	3	5	4	Boston College	2	4	0
at Maryland	0	6	0	North Carolina	2	2	0
Norfolk State	4	2	1	at Florida State	2	2	0
Pittsburgh	3	4	0	at Clemson	0	0	0
NC State	0	4	0	Virginia	2	0	0
at Florida State	15	6	0	at Wake Forest	2	3	0
at Virginia Tech	0	3	0	Virginia Tech	4	2	0
Notre Dame	2	6	2	at Duke	2	0	0
Boston College	5	7	1	Georgia Tech	0	0	0
at Virginia	4	6	0	Clemson	2	3	0
at NC State	14	13	0	vs. Boston College	0	1	0
at Clemson	2	2	0	vs. NC State	2	3	0
Wake Forest	6	9	1	vs. North Carolina	1	1	0
vs Virginia Tech	5	12	2	vs. Pacific	6	5	0
vs NC State	6	9	1	vs. Illinois	4	2	1
				vs. Marquette	0	3	0

**JEKIRI CAREER STATISTICS**

Season	GP	GS	Min.	Avg.	FG	FGA	3-Point			Free Throws			Rebounds			Scoring									
							Pct.	FG	FGA	Pct.	FT	FTA	Pct.	Off.	Def.	Tot.	Avg.	PF	FO	Ast.	TO	Blk	Stl	Pts.	Avg.
2012-13	34	0	235	6.9	18	35	.514	0	0	.000	11	20	.550	28	27	55	1.6	35	0	4	11	11	7	47	1.4
2013-14	33	16	705	21.4	57	125	.456	0	0	.000	25	43	.581	67	113	180	5.5	87	5	22	31	29	21	139	4.2
TOTAL	67	16	940	14.0	75	160	.469	0	0	.000	36	63	.571	95	140	235	3.5	122	5	26	42	40	28	186	2.8



# MANU LECOMTE

Sophomore | Guard | 5-11 | 170

Brussels, Belgium | Athene des Pagodes

20

## Summer of 2014

Led Belgian team to championship game of FIBA U20 European Championships, Division B, held in Sarajevo, Bosnia & Herzegovina ... Named to U20 Men Division B 2014 All-Tournament Team ... Averaged 20.0 points, 5.0 rebounds, 3.0 assists, 1.1 steals in 30.4 minutes per game ... In eight games, averaged 47.1 percent from the field, including 53.8 percent from 2-point range, and was 79.5 percent at the line ... Ranked second in the tournament in points per game, fourth in field goals made and free throw percentage and seventh in free throws made ... Posted a 34-point night against Belarus, also recording four assists, three steals and three rebounds in the 21-point win ... Against Cyprus hit 11-of-13 from the line ... Drained four shots from long distance in two outings ... Six or more rebounds in four games.

## As a Freshman (2013-14)

Started 17 of 33 games ... Averaged 7.7 points, 2.3 assists, 2.1 rebounds, 0.6 steals in 28.0 minutes ... Totaled 253 points, 77 assists, 70 rebounds, 21 steals and 924 minutes ... Made 85-200 (42.5%) from field, 27-68 (39.7%) from long range and 56-72 (77.8%) at free throw line ... Started eight of 18 ACC games ... In ACC averaged 8.2 points, 2.4 assists, 2.2 rebounds in 28.9 minutes ... Totaled 147 points, 44 assists and 39 rebounds in 520 minutes ... Knocked down 43.1 percent (50-116) of shots from field, 38.5 percent (15-39) from distance and 74.4 percent (32-43) at free throw line ... In two ACC Tournament games averaged 4.5 points, 1.5 assists and 1.0 rebound in 27.0 minutes ... Shot 33.3 percent (3-9) from field, 20.0 percent (1-5) from distance and 100.0 percent (2-2) at free throw line ... Led team in scoring once ... Led team at free throw line with 77.8 percent (56-72) shooting ... Second on team in assists (77) ... Tallied multiple assists in 21 games, 3+ in 12 outings ... Scored in double digits 11 times, six times in ACC play ... Hit multiple 3-pointers in eight games ... Season highs: 19 points at Maryland, 1/29; 5 rebounds, three times, last vs. Wake Forest, 3/8; 7 assists at North Carolina, 1/8; 3 steals vs. Wake Forest, 3/8; 38 minutes vs. North Carolina, 1/8.

2013-14			
Opposition	P	R	A
St. Francis (NY)	9	1	1
Ga. Southern	12	4	1
Texas Southern	12	3	4
at C of Charleston	14	4	5
UCF	0	0	2
vs Geo. Wash.	5	2	0
at CS Fullerton	4	3	1
vs Arizona State	2	1	1
at Nebraska	5	2	4
Virginia Tech	7	4	2
at Savannah State	10	2	4
La Salle	5	4	2
Loyola	6	0	3
at Syracuse	8	0	0
at North Carolina	11	3	7
Florida State	2	1	6
at Georgia Tech	16	4	3
Duke	4	0	2
Syracuse	3	0	1
at Maryland	19	0	2
Norfolk State	13	3	2
Pittsburgh	8	5	2
NC State	13	4	1
at Florida State	6	0	3
at Virginia Tech	0	0	2
Notre Dame	8	1	2
Boston College	11	3	1
at Virginia	3	5	0
at NC State	15	2	3
at Clemson	4	2	1
Wake Forest	9	5	6
vs Virginia Tech	2	2	3
vs NC State	7	0	0

## Lecomte Season Highs

### Points

Season: 19, at Maryland, 1/29/14

ACC: 19, at Maryland, 1/29/14

### Rebounds

Season: 5 (3x), last vs. Wake Forest, 3/8/14

ACC: 5 (3x), last vs. Wake Forest, 3/8/14

### Assists

Season: 7, at North Carolina, 1/8/14

ACC: 7, at North Carolina, 1/8/14

### Steals

Season: 3, vs. Wake Forest, 3/8/14

ACC: 3, vs. Wake Forest, 3/8/14

### Blocked Shots

Season: 1, vs. Ga. Southern, 11/11/13

ACC: --

### Field Goals

Season: 8, at Maryland, 1/29/14

ACC: 8, at Maryland, 1/29/14

### Field Goal Attempts

Season: 12, at Georgia Tech, 1/18/14

ACC: 12, at Georgia Tech, 1/18/14

### Free Throws

Season: 6 (3x) last at Georgia Tech, 1/18/14

ACC: 6 (2x) last at Georgia Tech, 1/18/14

### Free Throw Attempts

Season: 8, at North Carolina, 1/8/14

ACC: 8, at North Carolina, 1/8/14

### 3-Point Field Goals

Season: 3, (3x) last at NC State, 3/1/14

ACC: 3, (2x) last at NC State, 3/1/14

### 3-Point Field Goal Attempts

Season: 4, (6x) last vs. Virginia Tech, 3/12/14

ACC: 4, (2x) last at Maryland, 1/29/14

### Foul Disqualifications

Season: --

ACC: --

### Minutes

Season: 38, at North Carolina, 1/8/14

ACC: 38, at North Carolina, 1/8/14

## Personal

Full name is Emmanuel Lecomte ... Goes by Manu [man-ew] ... Last name pronounced La-conn-t ... Born Aug. 16, 1995 ... Son of Philippe and Marie ... Brother to Christina ... Played for second division Mons-Hainant Belfius in Belgium ... Majoring in economics ... Also played for Dexia Mons-Hainaut where he has averaged 12.4 points, 2.8 rebounds, and 3.2 assists per game ... A true point guard who can also shoot the three or pull up for jumpers ... Competed in Belgium's U16, U18 and U20 championships, most recently playing in the U18 European Championship, where he led his country in scoring with 12.0 ppg and 2.9 assists in eight outings ... Also recruited by Gonzaga, Creighton and UAB.

## LECOMTE CAREER STATISTICS

LECOMTE CAREER STATISTICS																									
Season	GP	GS	Min.	Avg.	FG	FGA	3-Point			Free Throws			Rebounds				Scoring								
							Pct.	FG	FGA	Pct.	FT	FTA	Pct.	Off.	Def.	Tot.	Avg.	PF	FO	Ast.	TO	Blk	Stl	Pts.	Avg.
2013-14	33	17	924	28.0	85	200	.425	27	68	.397	56	72	.778	23	47	70	2.1	63	0	77	58	1	21	253	7.7



# SHELDON McCLELLAN

Redshirt Junior | Guard | 6-5 | 205

10

Houston, Texas | Texas | Bellaire

## As a Junior at Miami (2013-14)

Transferred from Texas ... Sat out season due to NCAA transfer rules.

## As a Sophomore at Texas (2012-13)

Played in 34 games with 15 starts ... Averaged 13.5 points, 3.9 rebounds, 0.9 assists, 0.8 steals ... Shot 38.2 percent from the field, 27.3 percent from distance and 83.3 percent at the line ... Season-high 27 points scored at Texas Tech on March 9.

## As a Freshman at Texas (2011-12)

Played in all 34 games with nine starts ... Second on the team in scoring (11.3 ppg) while converting 44.8 percent from the floor (129-of-288) and 75.6 percent from the free throw line (90-of-119) ... Topped the 20-point mark twice ... Double figures in scoring in 21 games ... Averaged 12.5 points in 26.1 minutes per game while hitting 54-of-118 (.458) field goals over the last 12 contests of the season.

## High School

No. 47 prospect nationally in the ESPNU 100 and No. 60 prospect by Rivals.com following senior season ... Averaged a team-best 25.6 points, 7.2 rebounds, 5.0 assists and 2.0 steals per game while helping Bellaire to a 20-9 mark and the first round of the Class 5A state playoffs ... Career-high 56 points in the season-opening win against Booker T. Washington ... Averaged 20 points per game while leading Bellaire to a 35-2 record and a trip to the Class 5A regional finals in his junior season ... Coached by Bruce Glover.

## Personal

Born Dec. 21, 1992 in Houston, Texas ... Full name is Sheldon Reeves McClellan ... Son of Angel Johnson (mother) ... Brother to Justin Jones ... Majoring in liberal arts ... Played AAU for Houston Select ... Cousin Jawaan McClellan played basketball for Arizona and professionally overseas ... Favorite food is a homemade sloppy joe.

2011-12				2012-13			
Opposition	P	R	A	Opposition	P	R	A
Boston Univ.	6	1	2	Fresno State	20	2	0
Rhode Island	10	2	0	Coppin State	25	2	1
vs Oregon State	12	5	1	vs Chaminade	14	1	1
vs NC State	16	3	0	vs USC	11	7	1
Sam Houston St.	12	6	0	vs Mississippi St.	19	5	0
North Texas	8	1	0	Sam Houston St.	16	8	0
at UCLA	8	2	0	UT Arlington	14	5	1
UT Arlington	23	6	0	vs Georgetown	12	4	0
Texas State	13	6	1	vs UCLA	12	2	3
Nichols State	12	3	1	Texas State	10	8	2
Temple	6	8	0	North Carolina	18	6	3
at North Carolina	16	2	0	at Michigan St.	13	2	0
Rice	19	2	0	Rice	14	9	0
at Iowa State	14	4	0	at Baylor	21	5	2
Oklahoma State	6	4	1	West Virginia	9	5	0
Texas A&M	7	0	1	at Iowa State	0	0	0
at Missouri	6	3	2	Kansas	18	1	1
at Kansas State	19	3	2	at Oklahoma	25	4	2
Kansas	11	5	1	Texas Tech	10	3	0
Iowa State	5	2	1	at Kansas State	15	4	1
at Baylor	2	0	1	TCU	15	3	0
Missouri	2	3	0	at West Virginia	14	8	1
Texas Tech	17	3	1	Oklahoma State	4	2	0
at Texas A&M	15	3	0	Iowa State	18	8	0
Kansas State	11	7	0	at Kansas	7	4	0
at Oklahoma	13	5	0	at TCU	0	0	0
at Oklahoma St.	15	2	0	Kansas State	15	5	1
Baylor	13	5	0	Oklahoma	18	8	3
at Texas Tech	7	3	1	at Oklahoma St.	0	2	0
Oklahoma	24	3	0	Baylor	23	1	0
at Kansas	6	2	2	at Texas Tech	27	4	2
vs Iowa State	9	2	0	vs TCU	12	1	1
vs Missouri	10	4	0	vs Kansas State	5	1	1
vs Cincinnati	10	2	3	at Houston	6	2	2

## McClellan Season / Career Highs

### Points

Career: 27, at Texas Tech, 3/9/13

### Rebounds

Career: 9, Rice, 12/29/12

### Assists

Career: 3 (4x), last at Oklahoma 2/27/13

### Steals

Career: 4, at Kansas, 2/16/13

### Blocked Shots

Career: 1 (6x), last at Houston 3/20/13

### Field Goals

Career: 10 (2x), last at Oklahoma, 1/21/13

### Field Goal Attempts

Career: 20, at Oklahoma, 1/21/13

### Free Throws

Career: 14, vs. Fresno State, 11/9/12

### Free Throw Attempts

Career: 14, vs. Fresno State, 11/9/12

### 3-Point Field Goals

Career: 4 (2x), last vs. Miss State, 11/21/12

### 3-Point Field Goal Attempts

Career: 9, vs. Oklahoma 2/29/12

### Minutes

Career: 41, at Baylor 1/5/13

## McCLELLAN CAREER STATISTICS (TEXAS)

Season	GP	GS	Min.	Avg.	3-Point			Free Throws			Rebounds			Scoring			Other			Pts.	Avg.				
					FG	FGA	Pct.	FT	FTA	Pct.	Off.	Def.	Tot.	Avg.	PF	FO	Ast.	TO	Blk			Stl			
2011-12	34	9	879	25.9	129	288	.448	35	113	.310	90	119	.756	39	73	112	3.3	34	0	21	30	3	35	383	11.3
2012-13	34	15	929	27.3	136	356	.382	33	121	.273	155	186	.833	36	96	132	3.9	28	0	29	57	3	28	460	13.5
TOTAL	68	24	1808	26.6	265	644	.411	68	234	.291	245	305	.803	75	169	244	3.6	62	0	50	87	6	63	843	12.4





# KAMARI MURPHY

Junior | Forward | 6-9 | 216

21

Brooklyn, N.Y. | Oklahoma State | IMG | Lincoln HS

## As a Sophomore at Oklahoma State (2013-14)

Led Cowboys in total rebounds pulling down 199 for the season, as well as blocks with total of 40, despite missing the season opener vs MVSU ... Pulled down six rebounds and blocked two shots in first game of the season vs. Utah Valley ... Grabbed six rebounds and blocked career high four shots vs. Delaware State ... Recorded first career double-double with 10 points and 10 rebounds at Texas ... Scored season high 12 points at Kansas ... Established career high with three steals and matched career high with four blocked shots vs. Texas ... Recorded second 10-point, eight-rebound effort of season against Robert Morris ... Perfect 5-of-5 from floor for 10 points vs. Louisiana Tech ... Ten points and eight rebounds vs. Butler ... Seven points, six boards and two shots vs. Arkansas-Pine Bluff ... Grabbed team-leading, season high 13 rebounds vs. Oklahoma (2/15) ... Eighth in blocks per game (1.3 bpg) and 15th in rebounding in Big 12.

## As a Freshman at Oklahoma State (2012-13)

Grabbed six rebounds in semifinal game against Kansas State at Big 12 Championship ... Scored eight points, including six in first half, and grabbed four boards against Baylor ... Extremely efficient at Kansas, scoring four points, grabbing five rebounds and dishing out an assist in eight minutes ... Came off bench last five games after starting first 15 contests of season ... Career-high six trips to charity stripe vs Texas Tech ... Dished out career-best three assists vs TCU ... Scored 12 points against Tennessee Tech ... Scored career-high 13 points at Virginia Tech ... Recorded first collegiate double-figure rebounding game with career-high 10 boards vs sixth-ranked N.C. State ... Started first game as collegian in season opener against UC Davis ... Blocked four shots against the Aggies, tying for ninth-most by a Cowboy freshman in school history.

## High School

Ranked No. 10 on HoopScoop's list of top fifth-year players in 2012 ... Spent post-graduate year at IMG Academy in Bradenton, Fla., and was starting forward for IMG ... Averaged 20 points, 10 rebounds and three assists for team that finished 28-2 against prep schools and was ranked among the top-five nationally ... Graduated from Lincoln High School in Brooklyn, N.Y. -- same school that produced Stephon Marbury, Sebastian Telfair and Lance Stephenson ... Team captain junior and senior seasons under head coach Dwayne Marton ... Averaged 17 points and more than 10 rebounds per game as senior ... Helped lead Railsplitters to PSAL Class-AA title game as senior and Brooklyn regular-season crown and borough title ... Ranked as No. 6 player in state of New York in 2011 according to HoopScoop ... Listed as one of four "standout players" at Super 16 Showcase in Hartford, Conn., in July of 2011 ... Also played football for two seasons in high school ... Recruited by UConn, Miami, Missouri, Louisville, Virginia Tech, St. Johns, Rutgers, Florida and Florida State out of high school.

## Personal

Born Dec. 14, 1993 ... Son of Michael Murphy and Kemel and Kaheem Draper ... Second oldest of six boys: Jacori, Kusamae, Maalik, Mikwan and Kieron ... Enjoys swimming, playing volleyball and football, and playing video games in his spare time.

2013-14				2012-13			
Opposition	P	R	A	Opposition	P	R	A
Utah Valley	2	6	1	UC Davis	7	6	0
Arkansas-Pine-Bluff	7	6	0	vs Akron	1	6	0
Memphis	5	7	1	vs Tennessee	4	7	1
at USF	0	5	2	vs NC State	4	10	1
vs Purdue	6	6	0	Portland State	9	5	0
vs Butler	10	8	2	at Virginia Tech	13	5	1
vs Memphis	6	6	0	USF	8	7	2
South Carolina	8	7	0	Missouri State	4	9	2
vs Louisiana Tech	10	3	1	Central Arkansas	9	7	1
Delaware State	5	7	1	UT Arlington	2	1	0
Colorado	4	5	0	Tennessee Tech	12	5	2
Robert Morris	10	8	3	Gonzaga	0	1	0
at Kansas State	2	3	1	at Kansas State	6	1	0
Texas	4	5	1	TCU	4	6	3
at West Virginia	7	5	0	at Oklahoma	0	3	0
TCU	8	8	0	Texas Tech	5	5	2
at Kansas	12	1	1	at Baylor	0	0	0
West Virginia	0	2	0	West Virginia	0	0	0
at Oklahoma	4	9	2	Iowa State	0	1	0
Baylor	9	5	0	at Kansas	4	5	1
Iowa State	7	6	0	Baylor	8	4	1
at Texas Tech	4	6	1	at Texas	5	6	1
at Texas	10	10	0	at Texas Tech	4	4	0
Oklahoma	7	13	1	Oklahoma	2	4	0
at Baylor	3	9	2	Kansas	0	0	0
Texas Tech	10	6	2	at West Virginia	2	2	1
at TCU	6	11	1	at TCU	2	1	0
Kansas	8	4	0	Texas	1	4	0
Kansas State	4	6	0	at Iowa State	2	2	1
at Iowa State	6	9	0	Kansas State	0	1	0
vs Texas Tech	2	1	0	vs Baylor	2	0	1
vs Kansas	6	6	0	vs Kansas State	2	6	0
vs Gonzaga	8	8	0	Oregon	4	6	0

## Murphy Season / Career Highs

<b>Points</b>	Career: 13 at Virginia Tech, 12/1/12
<b>Rebounds</b>	Career: 13 vs. Oklahoma, 2/15/14
<b>Assists</b>	Career: 3 (2x) last vs. Robert Morris, 12/30/13
<b>Steals</b>	Career: 3 vs. Texas, 1/8/14
<b>Blocked Shots</b>	Career: 4 (3x) last vs. Texas, 1/8/14
<b>Field Goals</b>	Career: 6 at Virginia Tech, 12/1/12
<b>Field Goal Attempts</b>	Career: 11 vs. Gonzaga, 3/21/14
<b>Free Throws</b>	Career: 4 (2x) last vs. Kansas State, 3/3/14
<b>Free Throw Attempts</b>	Career: 6 vs. Texas Tech, 1/19/13
<b>3-Point Field Goals</b>	Career: 1 (2x) last vs. Central Ark., 12/16/12
<b>3-Point Field Goal Attempts</b>	Career: 1 (4x) last vs. Central Ark., 12/16/12
<b>Foul Disqualifications</b>	Career: 12 total
<b>Minutes</b>	Career: 41 at Iowa State, 3/8/14

MURPHY OKLAHOMA STATE STATISTICS													3-Point			Free Throws			Rebounds							Scoring				
Season	GP	GS	Min.	Avg.	FG	FGA	Pct.	FG	FGA	Pct.	FT	FTA	Pct.	Off.	Def.	Tot.	Avg.	PF	FO	Ast.	TO	Blk	Stl	Pts.	Avg.					
2012-13	33	15	596	18.1	53	115	.461	2	4	.500	18	35	.514	52	78	130	3.9	73	2	21	35	20	8	126	3.8					
2013-14	33	21	855	25.9	82	153	.536	0	0	.000	36	63	.571	63	144	207	6.3	113	10	23	38	41	17	200	6.1					
Totals	66	36	1451	22.0	135	268	.504	2	4	.500	54	98	.551	115	222	337	5.1	186	12	44	73	61	25	326	4.9					



# JA'QUAN NEWTON

Freshman | Guard | 6-2 | 185

0

Philadelphia, Pa. | Neumann-Goretti HS

## High School

Ranked No. 58 in ESPN's Top 100 ... Ranked No. 1 in the state and is the 12th-best PG in the country by ESPN ... Catholic League MVP ... All-Catholic First Team ... Led team with 21.7 points Scored 1,972 career points in high school ... Guided the Saints to 22-4 record and sixth-straight Catholic League Championship ... Scored 15 of his 23 points in second half to seal the victory ... Started four-straight years in Catholic League Championship game ... Leading scorer in both the history of the Catholic School League in Philadelphia and in Neumann-Goretti history ... Secured a double-double with 14 points and 10 rebounds in first round of the Pennsylvania Interscholastic Athletic Association playoffs ... Scored 33 points and go-ahead bucket in overtime to win PIAA Class AAA Championship ... Consensus Top 60 player ... Averaged 18.0 points as a junior.

## Personal

Born Ja'Quan Naasir Newton on August 23, 1995 in Philadelphia ... Son of the late Lisa Brown, and Joe Newton ... Brother to Cary Rudd and Miing Newton ... Mother passed away March 2014 after 3-year battle with breast cancer, one day prior to state championship game in which Newton scored 33 points ... NBPA Top 100 Camp ... LeBron James Skills Academy ... Played AAU ball for Team Final, the same squad as Miami teammate Davon Reed ... Also recruited by UCLA, Texas A&M and Minnesota.



# JAMES PALMER

Freshman | Guard | 6-5 | 200

# 12

Washington, D.C. | St. John's College HS

## High School

Ranked No. 1 player in the D.C. region, by ESPN ... Senior year averaged team-high 15.7 points per game ... Played in D.C. State Athletic Association semifinal ... Led Cadets to 27-4 record ... Helped squad to a 20-win season by averaging 12 points, five rebounds and two assists as a junior ... First team all-conference ... Team captain ... Coached by Sean McAloon at St. John's College HS ... Also attended Dr. Henry A. Wise in 2014.

## Personal

Born James Alfred Palmer, Jr., on July 31, 1996 in Washington, D.C. ... Son of Diane McFadden and the late James Palmer, Sr. ... Brother to Tijree and Tijisha ... Played AAU ball for Team Takeover ... Also recruited by Memphis, Wake Forest, Rutgers, Cincinnati and Maryland.



# DAVON REED

Sophomore | Guard | 6-6 | 208

5

Ewing, N.J. | Princeton Day School (N.J.)

## As a Sophomore (2014-15)

Underwent surgery on left lower extremity Sept. 4 after being injured Sept. 2 ... Expected to be sidelined four to six months.

## As a Freshman (2013-14)

Started 10 of 33 games ... Averaged 6.6 points, 1.7 rebounds, 1.2 assists in 20.7 minutes ... Totaled 217 points, 55 rebounds, 38 assists and 683 minutes ... Hit 34.3 percent (71-207) of shots from field, 35.7 percent (40-112) from three and 66.0 percent (35-53) at free throw line ... Started four of 18 ACC games ... In ACC play averaged 4.8 points and 1.5 rebounds in 15.9 minutes ... Totaled 86 points, 27 rebounds and 287 minutes ... Connected on 30.1 percent (28-93) from field, 30.4 percent (14-46) from three and 69.6 percent (16-23) at free throw line ... In two ACC Tournament games, averaged 11.5 points off bench ... Shot 50 percent (5-11) from field, 45.5 percent (5-11) from three and 100.0 percent (2-2) at free throw line ... Led team in scoring two games ... Scored in double digits seven games ... Hit multiple 3-pointers in seven games ... Notched 3-pointer in 13-straight games from 11/11 to 1/4 ... Season highs: 19 points vs. Arizona State, 12/1; 5 rebounds, twice, last vs. Virginia Tech, 12/8; 7 assists vs. Loyola, 12/30; 5 3-pointers vs. Arizona State, 12/1; 36 minutes, twice, last vs. Arizona State, 12/1 ... Book Buster (3.0 spring semester GPA) ... Athletic Director's Honor Roll (3.2 spring semester GPA) ... Dean's List (3.5 spring semester GPA).

## High School

Four-star swingman listed as a Top 100 player (No. 97) by Rivals.com and No. 78 in the Class of 2013 by ESPN ... Third-best talent in New Jersey and 18th best nationally at the shooting guard position, according to ESPN.com ... Rivals ranks him as 24th among shooting guards ... Kevin Durant Skills Academy ... 2,000 point scorer ... Averaged 24 points and 10 rebounds as a senior ... McDonald's All-American candidate ... Prep B Player of the Year in New Jersey ... All-area player of the year twice ... Averaged 27 points and nine rebounds per game for Princeton Day School (N.J.) junior season ... Coached by Paris McClean ... Youth Role Model Award from Join-Effort Princeton for both dedication to his community and excellence in his personal life.

## Personal

Name is pronounced Day-von ... Born June 11, 1995 ... Son of David and Rose Reed ... Brother to Miles ... Majoring in sports administration ... Played AAU ball with Team Final ... Chose Miami over offers from Wake Forest, Cincinnati, Xavier and Memphis.

2013-14			
Opposition	P	R	A
St. Francis (NY)	3	1	0
Ga. Southern	7	1	2
Texas Southern	11	3	3
at C of Charleston	3	2	3
UCF	17	5	1
vs Geo. Wash.	6	2	2
at CS Fullerton	9	3	2
vs Arizona State	19	1	2
at Nebraska	5	2	2
Virginia Tech	10	5	0
at Savannah State	8	1	1
La Salle	8	0	4
Loyola	8	2	7
at Syracuse	5	0	1
at North Carolina	0	2	0
Florida State	0	1	0
at Georgia Tech	3	0	0
Duke	2	2	0
Syracuse	16	2	0
at Maryland	6	1	1
Norfolk State	4	4	1
Pittsburgh	4	3	1
NC State	3	1	1
at Florida State	7	2	2
at Virginia Tech	5	2	0
Notre Dame	12	3	0
Boston College	0	0	0
at Virginia	2	1	0
at NC State	5	0	0
at Clemson	3	1	0
Wake Forest	3	1	1
vs Virginia Tech	14	1	0
vs NC State	9	0	1

## Reed Season Highs

### Points

Season: 19 vs. Arizona State, 12/1/13  
ACC: 16, vs. Syracuse, 1/25/14

### Rebounds

Season: 5 (2x) last vs. Virginia Tech, 12/8/13  
ACC: 5, vs. Virginia Tech, 12/8/13

### Assists

Season: 7, vs. Loyola, 12/30/13  
ACC: 2, at Florida State, 2/10/14

### Steals

Season: 2 (4x) last vs. Loyola, 12/30/13  
ACC: 1 (5x) last at Virginia, 2/26/14

### Blocked Shots

Season: 1 (4x) last at Florida State, 2/10/14  
ACC: 1 (2x) last at Florida State, 2/10/14

### Field Goals

Season: 7, vs. UCF, 11/21/13  
ACC: 5, vs. Syracuse, 1/25/14

### Field Goal Attempts

Season: 12, at Cal State Fullerton, 11/29/13  
ACC: 10 (2x) last vs. Notre Dame, 2/19/14

### Free Throws

Season: 5, vs. Loyola, 12/30/13  
ACC: 4, vs. Notre Dame, 2/19/14

### Free Throw Attempts

Season: 6, vs. Arizona State, 12/1/13  
ACC: 4 (2x) last vs. Notre Dame, 2/19/14

### 3-Point Field Goals

Season: 5, vs. Arizona State, 12/1/13  
ACC: 3, vs. Syracuse, 1/25/14

### 3-Point Field Goal Attempts

Season: 8, vs. Arizona State, 12/1/13  
ACC: 6, at Virginia Tech, 2/15/14

### Foul Disqualifications


Season: --  
ACC: --

### Minutes

Season: 36 (2x) last vs. Arizona State, 12/1/13  
ACC: 32, vs. Virginia Tech, 12/8/13

## REED CAREER STATISTICS

Season	GP	GS	Min.	Avg.	FG	FGA	3-Point Pct.	FG	FGA	Free Throws Pct.	FT	FTA	Rebounds Pct.	Off.	Def.	Tot.	Avg.	PF	FO	Ast.	TO	Blk	Stl	Pts.	Avg.
2013-14	33	10	683	20.7	71	207	.343	40	112	.357	35	53	.660	12	43	55	1.7	55	0	38	44	4	16	217	6.6



# ANGEL RODRIGUEZ

Redshirt Junior | Guard | 5-11 | 180

# 13

Cupey, P.R. | Kansas State | Miami Krop HS

## As a Junior (2013-14)

Transferred from Kansas State ... Sat out season due to NCAA transfer rules.

## As a Sophomore at Kansas State (2012-13)

NABC District 8 second team ... All-Big 12 Second Team ... Big 12 All-Defensive Team ... Phillips 66 All-Championship Team ... Big 12 Co-Champions ... Phillips 66 co-Big 12 Player of the Week (Feb. 18) ... Averaged 11.4 points on 36.1 percent shooting, including 34.4 percent from 3-point range, to go with 5.2 assists, 2.1 rebounds and 1.5 steals in 28.2 minutes per game ... Started all 33 games ... Hit 82.6 percent at the free throw line and posted a 2.2 assist to turnover ratio ... Led the Wildcats in 3-point field goals (55), assists (173) and steals (50) ... Second on team in scoring (11.4 ppg.), double-digit scoring games (23) and minutes per game (28.2) ... Among Top 5 in the Big 12 in assist-to-turnover ratio (second), assists (third), free throw percentage (third) and steals (fourth) ... 173 assists are second-most in a single-season at K-State ... 5.24 assists per game average and 2.22 assist-to-turnover ratio rank fifth in school history ... Earned Jack Hartman Top Defensive Player and the Ernie Barrett Play Hard team awards.

## As A Freshman at Kansas State (2011-12)

Saw action in 32 games with 17 starts as a true freshman ... 17 starts all came in the last 17 games ... Fall 2011 Big 12 Commissioner's Honor Roll ... Averaged 8.3 points on 36 percent shooting (80-of-222), including 31.7 percent (32-of-101) from 3-point range, with 3.2 assists, 2.5 rebounds and 1.3 steals in 21.7 minutes per game ... Ranked among the Top 5 in seven categories, first in assists and steals, third in field goal attempts, 3-point field goals, free throws and fourth in scoring and minutes ... First freshman to pace the team in both assists and steals since Steve Henson in 1986-87 ... Ranked 11th in the Big 12 in assists, steals and assist-to-turnover ratio (1.2) ... One of just two freshmen in the league to rank in Top 15 in all three categories ... 14 double-digit points efforts ... Led the team in scoring in five games, including a season-best 17 points vs. Southern Illinois (12/22/11) ... Connected on at least two 3-point field goals in nine games, including a season-high five vs. Southern Illinois (12/22/11) ... Had a season-high six rebounds in a win at Oklahoma State (1/21/12) ... Paced the squad in assists in a team-best 13 games, including 12 in Big 12 play ... Dished out a season-best eight vs. Iowa State (2/25/12) ... Had at least five assists in eight games ... Nabbed at least one steal in 21 games, including a season-best four at Baylor (2/18/12) and Iowa State (2/25/12) ... Averaged 8.2 points on 39.1 percent shooting (45-of-115), including 31.1 percent (14-of-45), with 3.8 assists, 2.6 rebounds and 1.6 steals per game in Big 12 play ... Ranked among the Top 5 on the team in six categories in Big 12 play, including first in assists and steals, third in scoring, field goals and 3-point field goals and fourth in minutes ... Placed in the Top 10 in the Big 12 in assists (eighth), steals (fourth) and assist-to-turnover ratio (10th), the only Big 12 freshman to rank among the Top 10 in all three categories ... Started the Big 12 Championship Quarterfinal game vs. Baylor (3/8/12) and both NCAA Tournament games, the only freshman to do so on the squad ... Finished the year with double-digit points in five of the last six games ... Coached by Frank Martin.

## High School

No. 4 prospect in the state of Florida by FloridaHoops.com... A three-year letterman at Dr. Michael Krop High School in Miami, Fla. ... Averaged 23 points and six assists as a senior ... Named first team All-Class 6A by the Florida Association of Basketball Coaches (FABC) ... All-Dade County team by the Miami Herald ... Had the steal and game-winning basket in a 57-55 win over Hialeah-Miami Lakes and future Kansas State teammate Adrian Diaz to capture the District 13-6A title ... Posted 32 points against Carol City (2/10/11) in the District 13-6A semifinals ... Helped the Lightning to a 26-6 record and its first trip to the Class 6A state final four as a junior in 2009-10 ... Averaged 20.9 points, seven assists and 3.9 rebounds as a junior... Miami Herald's 2009-10 Class 6A Player of the Year ... First team all-state... Second team All-Florida (all classifications) ... First team All-Class 6A by FloridaHoops.com as a junior ... Collected a team-high 23 points and eight rebounds in the loss to Orlando Dr. Phillips in the state semifinals ... Posted 39 points in the Regional Final win over Columbus ... 38 points in a win over Arlington Country Day ... Led the team in scoring and assists as a sophomore en route to guiding the Lightning to district title ... First team All-Dade County by the Miami Herald ... Injured knee during the summer after senior year of high school ... Coached by Marcos "Shakey" Rodriguez.

## Personal

Angel Daniel Rodriguez Tricoche was born Dec. 5, 1992, in San Juan, Puerto Rico ... Left Puerto Rico at age 15 to come to the U.S. to play basketball ... Mother is Jacqueline Tricoche ... Has two younger brothers, Luis Rivera and Yaniel Rivera... Cousin, Javi Gonzalez, played three seasons (2007-10) at NC State ... Received scholarship offers from a number of schools, including Louisville, Florida and N.C. State... Major is sports administration ... Enjoys singing and watching reality TV.

2011-12				2012-13			
Opposition	P	R	A	Opposition	P	R	A
Charleston So.	5	2	1	North Dakota	13	2	2
Loyola Chicago	7	2	2	Lamar	19	2	4
UMES	5	2	1	Ala. Huntsville	10	5	6
George Washington	0	0	1	North Florida	2	2	6
at Virginia Tech	1	2	4	vs Delaware	12	4	5
vs West Virginia	7	4	3	vs Michigan	10	3	6
North Florida	6	4	2	USC Upstate	1	0	2
Alabama	13	3	7	at George Washington	17	0	5
vs So. Illinois	17	3	1	vs Gonzaga	14	0	3
vs UTEP	16	2	4	Texas Southern	9	1	5
vs Long Beach State	0	0	1	FLORIDA	4	1	3
Howard	11	3	2	Oklahoma State	3	3	8
at Kansas	0	1	0	at West Virginia	9	0	2
Missouri	3	2	4	at TCU	3	2	3
Baylor	7	0	1	Oklahoma	12	2	9
Texas	4	1	2	Kansas	12	5	8
at Oklahoma State	14	6	3	at Iowa State	9	1	6
Oklahoma Tech	8	3	3	Texas	11	2	8
Oklahoma	10	2	2	at Oklahoma	4	0	3
at Iowa State	8	3	5	at Texas Tech	13	0	2
Texas A&M	13	5	4	Iowa State	20	2	3
Texas Tech	7	2	3	at Kansas	17	2	6
at Texas	15	2	3	Baylor	22	5	10
Kansas	0	2	5	West Virginia	11	0	7
at Baylor	15	3	6	at Texas	16	2	6
at Missouri	7	3	6	Texas Tech	16	4	7
Iowa State	11	2	8	at Baylor	13	3	8
at Texas A&M	13	2	5	TCU	21	0	10
Oklahoma State	5	5	5	at Oklahoma State	10	5	6
vs Baylor	12	1	2	vs Texas	13	3	5
vs Southern Miss	13	3	4	vs Oklahoma State	17	6	4
vs Syracuse	12	4	1	vs Kansas	10	1	1
				vs La Salle	2	1	4

## Rodriguez Season / Career Highs

### Points

Career: 22, vs. Baylor, 2/16/13

### Rebounds

Career: 6, twice

### Assists

Career: 10, twice

### Steals

Career: 4, three times

### Blocked Shots

Career: 1, vs. Oklahoma State, 3/3/12

### Field Goals

Career: 8, vs. TCU, 3/5/13

### Field Goal Attempts

Career: 19, vs. Lamar, 11/12/12

### Free Throws

Career: 8, at Texas, 2/23/13

### Free Throw Attempts

Career: 11, at Oklahoma State, 1/21/12

### 3-Point Field Goals

Career: 5, twice

### 3-Point Field Goal Attempts

Career: 10, vs. TCU, 3/5/13

### Minutes

Career: 39, at Baylor, 2/18/12

## RODRIGUEZ K-STATE STATISTICS

Rodriguez K-State Statistics							3-Point			Free Throws			Rebounds				Scoring									
Season	GP	GS	Min.	Avg.	FG	FGA	Pct.	FG	FGA	Pct.	FT	FTA	Pct.	Off.	Def.	Tot.	Avg.	PF	FO	Ast.	TO	Blk	Stl	Pts.	Avg.	
2011-12	32	7	694	21.7	80	222	.360	32	101	.317	73	106	.689	18	61	79	2.5	89	4	101	85	1	41	265	8.3	
2012-13	33	33	930	28.2	115	319	.361	55	160	.344	90	109	.826	18	51	69	2.1	70	1	173	78	0	50	375	11.4	
Totals	65	40	1,624	25.0	195	541	.360	87	261	.333	163	215	.758	36	112	148	2.3	159	5	274	163	1	91	640	9.8	





# OMAR SHERMAN

Freshman | Forward | 6-8 | 260

22


Duncanville, Texas | Duncanville HS

## High School

Four-star prospect by ESPN and Scout.com ... No. 20 power forward in the country by Scout.com, No. 94 player overall ... No. 10 recruit in Texas and No. 19 center in the country, says ESPN ... Helped Duncanville to 20-12 season, and berth in the regional quarterfinals of the Texas UIL Boys State Basketball Championships ... Led team with 17.1 points per game and 8.4 rebounds per game ... Coached by Kenny Boren.

## Personal

Born Omar Rivas Sherman on November 14, 1995 in Dallas, Texas ... Son of Maricela Herron and Alphonso Sherman ... Has seven siblings with three brothers: D'Anthony, Alphonso Jr., Ja'mall and four sisters: Monique, Antecia, Christina and Geneva ... Majoring in business marketing and entrepreneurship ... Played AAU with Deron Williams Elite ... Chose Miami over Wichita State, North Texas and Weber State ... Cousin to Mergerson basketball family: Laramie (Navy), Mariana (Texas), Veronica (UT Arlington) and Luke (Texas State/Mid-America Christian).



# CHRIS STOWELL

Freshman | Forward | 6-7 | 190

35

Exeter, N.H. | Tilton School (N.H.) | Exeter HS

## Tilton School


During post graduate year in 2013-14, won postseason coaches award ... Coached by Marcus O'Neil ... Honor roll.

## Exeter High School

Helped Blue Hawks to state playoffs in both the 2011-12 and 2012-13 seasons ... Reached quarter-finals senior year ... In 2012-13 assisted team to championship game of the 50th Annual Queen City Invitational by scoring 10 points and going 6-for-6 from line in semi-final game ... Coached by Jeff Holmes at Exeter ... Twice earned scholar-athlete award ... Honor roll.

## Personal

Born Christopher Michael Stowell on Dec. 29, 1994 in Exeter, N.H. ... Last name is pronounced Stoll ... Son of Bill and Maria ... Brother to Bill, Jr., who played basketball at Plymouth State University.



# JOE THOMAS

Graduate | Forward | 6-7 | 245

# 2

Miami, Fla. | Niagara | Miami Krop HS

## As a Redshirt Junior at Niagara (2013-14)

Started 10 games ... Saw action in 33 games ... Set a career-high in blocks with a game-high four, had a then-season-high seven rebounds and played in a then-season-high 17 minutes vs. Siena (12/6) ... Recorded first-career double-double with a season-high 13 points and career high 11 rebounds at Rider (1/2) ... Tied career highs in field goals (six) and field goal attempts (nine) vs. Quinnipiac (2/22) ... Led/tied team in blocks 13 times ... Led/tied team in rebounds three times ... Led/tied team in steals three times.

## As a Redshirt Sophomore at Niagara (2012-13)

Saw action in 28 games while starting eight ... Tied career high with eight rebounds in win vs. St. Francis (11/13) ... Scored season-high five points at Fairfield (1/13) ... Set new season high in points with seven vs. Rider (2/28) ... Led team in blocks once.

## As a Redshirt Freshman at Niagara (2011-12)

Played in every game ... Started last four games ... First career start at Saint Peter's (2/24) ... Career-high night in his first-ever game. Scored 13 points, three blocks, five field goals and three free throws versus Central Connecticut State (11/14) ... Tied career-high three blocks at Marist (2/26) ... Set new career-highs in points, assists, field goals and minutes in Niagara's win over Canisius (3/2) at the MAAC Tournament.

## As a Freshman at Niagara (2010-11)

Redshirt season.

## High School

Averaged 12 points, 10 rebounds and four assists as a senior ... Led Krop High School to the Florida Class 6A semifinals in 2010 ... Coached by Marcos "Shakey" Rodriguez.

## Personal

Full name is Joseph Emory Thomas ... Born Sept. 6, 1991 in Miami, Fla. ... Son of Nicole Wells ... Has a brother, Tracelyn, and a sister, Kahaila ... Favorite athlete is Amar'e Stoudemire ... Earned degree in criminal justice from Niagara in May 2014 ... Pursuing a masters in community and social change at Miami ... Bench presses 370 pounds, topping former Canes record of 365 pounds, held by UM hooper turned Indianapolis Colt, Erik Swoope.

2013-14			
Opposition	P	R	A
at Seton Hall	2	1	0
Buffalo	4	2	0
vs USC Upstate	4	1	0
vs Western Carolina	0	0	2
at Kent State	2	0	1
at Penn	1	1	2
at Northwestern St.	2	2	1
at Arkansas State	0	0	0
Siena	4	7	1
Saint Peter's	4	3	0
Davidson	0	3	3
St. Bonaventure	4	0	0
Brown	4	7	0
at Rider University	13	11	0
at Iona College	4	3	1
Monmouth	0	3	0
Rider	6	7	0
at Fairfield	4	2	0
at Quinnipiac	0	1	0
at Canisius	2	2	0
Marist	7	3	0
at Siena	0	1	0
at Marist	4	4	1
Iona	6	2	1
Manhattan	4	2	0
Canisius	0	2	0
at Manhattan	0	1	0
Fairfield	2	3	1
Quinnipiac	12	4	0
at Monmouth	2	1	0
at Saint Peter's	9	4	0
vs Marist	0	1	0
vs Quinnipiac	5	3	0

2012-13			
Opposition	P	R	A
at Oregon State	4	4	1
St. Francis (Pa.)	8	8	0
Bucknell	6	5	0
New Mexico State	0	1	0
vs St. Bonaventure	2	4	0
at Iona College	0	2	0
at Central Michigan	4	3	0
at Loyola Maryland	4	5	0
Hartford	2	1	0
Vermont	0	0	0
at Notre Dame	2	3	1
Marist	0	0	0
at Brown	0	1	0
at Saint Peter's	0	0	0
at Fairfield	5	2	0
Siena	0	3	0
Manhattan	0	0	0
at Siena	2	2	0
Loyola	2	3	0
at Rider	4	2	0
at Marist	0	0	0
at Manhattan	3	0	0
Northwestern State	2	1	0
Rider	7	6	0
Saint Peter's	4	3	0
vs Siena	6	3	0
vs Iona	0	1	0
Maryland	0	4	2

2011-12			
Opposition	P	R	A
Central Conn.	13	5	0
at Missouri	6	5	0
vs South Dakota St.	2	2	0
at Mercer	3	3	1
vs Sam Houston St.	6	1	0
at Saint Francis	2	8	1
Fairfield	2	6	0
Iona	2	3	1
Buffalo	0	0	0
at Hartford	5	8	1
Drexel	4	5	0
at Quinnipiac	0	2	0
UMBC	4	3	1
St. Bonaventure	4	4	1
at Loyola Maryland	2	3	0
at Iona College	2	5	0
at Siena	0	0	0
Saint Peter's	2	8	1
Marist	0	3	0
at Canisius	6	8	1
at Manhattan	2	6	0
Loyola	6	5	0
Manhattan	1	4	0
at Fairfield	2	0	0
at Rider	0	1	0
Siena	0	1	0
Rider	2	1	0
Canisius	2	6	0
at Vermont	3	1	1
at Saint Peter's	5	3	0
at Marist	2	3	0
vs Canisius	15	6	0
Loyola	9	2	1

## Thomas Season / Career Highs

<b>Points</b>	
Career:	15 vs. Canisius, 3/2/12
<b>Rebounds</b>	
Career:	11 vs. Rider, 1/2/14
<b>Assists</b>	
Career:	3 vs. Davidson, 12/11/13
<b>Steals</b>	
Career:	2 (2x) last vs. Quinnipiac, 2/22/14
<b>Blocked Shots</b>	
Career:	4 vs. Siena, 12/6/13
<b>Field Goals</b>	
Career:	6 (3x), last time vs. Quinnipiac, 2/2/14
<b>Field Goal Attempts</b>	
Career:	9 (2x), last time vs. Quinnipiac, 2/2/14
<b>Free Throws</b>	
Career:	3 (2x) last time vs. Canisius, 3/2/12
<b>Free Throw Attempts</b>	
Career:	6 vs. Canisius, 3/2/12
<b>3-Point Field Goals</b>	
Career:	None
<b>3-Point Field Goal Attempts</b>	
Career:	None
<b>Foul Disqualifications</b>	
Career:	8 total
<b>Minutes</b>	
Career:	33 vs. Canisius, 3/2/12

## THOMAS NIAGARA STATISTICS

Season	GP	GS	Min.	Avg.	FG			3-Point			Free Throws			Rebounds				Scoring			
					FG	FGA	Pct.	FG	FGA	Pct.	FT	FTA	Pct.	Off.	Def.	Tot.	Avg.	PF	F0	Ast.	T0
2011-12	33	4	507	15.4	51	95	.537	0	0	.000	12	31	.387	56	65	121	3.7	86	4	10	28
2012-13	28	8	263	9.4	31	52	.596	0	0	.000	5	19	.263	28	39	67	2.4	52	1	4	12
2013-14	33	10	452	13.7	51	93	.548	0	0	.000	9	35	.257	37	50	87	2.6	80	3	14	23
TOTAL	94	22	1222	13.0	133	240	.554	0	0	.000	26	85	.306	121	154	275	2.9	218	8	28	63



## 2013-14 REVIEW

---

2013-14 Results .....	36
2013-14 Season Statistics .....	37
Postseason Statistics .....	38
Game-by-Game Comparison .....	39
Individual Points - Rebounds - Assists .....	40
Game Individual Leaders .....	41
Game Highs and Game Lows .....	42
Top Individual Performances / Trends .....	43
ACC Standings / ACC Tournament / ACC Awards .....	44
ACC Awards .....	45
ACC Individual Leaders .....	46
ACC Team Leaders .....	47
Conference Team Leaders - ACC Games Only .....	48
2013-14 Box Scores .....	49-54

## 2013-14 RESULTS

	OVERALL	HOME	AWAY	NEUTRAL
ALL GAMES	17-16	8-8	7-6	2-2
CONFERENCE	7-11	3-6	4-5	0-0
NON-CONFERENCE	10-5	5-2	3-1	2-2

DATE	OPPONENT	RESULTS	RECORD	HIGH POINTS	HIGH REBOUNDS	ATTEND
11-08-13	ST. FRANCIS BROOKLYN	L, 62-66 (OT)	0-1	(16)Donnavan Kirk	(10)Donnavan Kirk	6,060
11-11-13	GEORGIA SOUTHERN	W, 81-80 (OT)	1-1	(18)Donnavan Kirk	(10)Donnavan Kirk	4,654
11-14-13	TEXAS SOUTHERN	W, 84-69	2-1	(17)James Kelly	(11)Rion Brown	4,728
11-18-13	at College of Charleston \$	W, 70-54	3-1	(18)James Kelly	(9)Donnavan Kirk	4,018
11-21-13	UCF	L, 58-63	3-2	(20)Garrius Adams	(8)Garrius Adams	4,895
11-28-13	vs George Washington &	L, 63-71 (OT)	3-3	(17)Garrius Adams	(11)Donnavan Kirk	1,966
11-29-13	at Cal State Fullerton &	W, 48-46	4-3	(10)James Kelly	(8)Rion Brown	1,857
12-01-13	vs Arizona State &	W, 60-57	5-3	(19)Davon Reed	(9)Garrius Adams	6,007
12-04-13	at Nebraska	L, 49-60	5-4	(25)Rion Brown	(7)Garrius Adams	15,088
					(7)Tonye Jekiri	
12-08-13	VIRGINIA TECH *	L, 60-61 (OT)	5-5	(14)Garrius Adams	(11)Donnavan Kirk	6,270
12-19-13	at Savannah State	W, 68-51	6-5	(15)Donnavan Kirk	(9)Donnavan Kirk	3,370
12-22-13	LA SALLE	W, 71-58	7-5	(17)Rion Brown	(9)Rion Brown	4,837
					(9)Donnavan Kirk	
12-30-13	LOYOLA	W, 71-48	8-5	(17)Rion Brown	(9)Donnavan Kirk	5,166
					(9)Rion Brown	
01-04-14	at Syracuse *	L, 44-49	8-6	(9)Garrius Adams	(5)Garrius Adams	21,839
01-08-14	at North Carolina *	W, 63-57	9-6	(19)Rion Brown	(10)Rion Brown	17,569
					(10)Tonye Jekiri	
01-15-14	FLORIDA STATE *	L, 53-63	9-7	(21)Donnavan Kirk	(7)Tonye Jekiri	7,413
					(21)Rion Brown	
01-18-14	at Georgia Tech *	W, 56-42	10-7	(16)Manu Lecomte	(7)Donnavan Kirk	8,072
01-22-14	DUKE *	L, 46-67	10-8	(11)Donnavan Kirk	(9)Tonye Jekiri	7,972
01-25-14	SYRACUSE *	L, 52-64	10-9	(16)Davon Reed	(8)Rion Brown	7,122
01-29-14	at Maryland *	L, 71-74	10-10	(25)Rion Brown	(9)Donnavan Kirk	12,061
02-01-14	NORFOLK STATE	W, 64-49	11-10	(15)Rion Brown	(10)Garrius Adams	5,127
02-05-14	PITTSBURGH *	L, 55-59 (OT)	11-11	(21)Rion Brown	(6)Garrius Adams	5,053
02-08-14	NC STATE *	L, 55-56	11-12	(20)Rion Brown	(8)Raphael Akpejiori	6,666
02-10-14	at Florida State *	W, 77-73	12-12	(16)Donnavan Kirk	(6)Tonye Jekiri	7,641
02-15-14	at Virginia Tech *	L, 45-52	12-13	(13)Garrius Adams	(10)Rion Brown	5,105
02-19-14	NOTRE DAME *	W, 71-64	13-13	(21)Rion Brown	(11)Rion Brown	5,133
02-22-14	BOSTON COLLEGE *	W, 69-42	14-13	(22)Rion Brown	(9)Erik Swoope	5,517
02-26-14	at Virginia *	L, 40-65	14-14	(13)Erik Swoope	(6)Tonye Jekiri	11,812
03-01-14	at NC State *	W, 85-70	15-14	(20)Rion Brown	(13)Tonye Jekiri	13,932
03-04-14	at Clemson *	L, 54-58	15-15	(21)Rion Brown	(5)Erik Swoope	7,071
					(5)Garrius Adams	
03-08-14	WAKE FOREST *	W, 69-56	16-15	(22)Garrius Adams	(9)Tonye Jekiri	5,811
03-12-14	vs Virginia Tech %	W, 57-53	17-15	(15)Rion Brown	(12)Tonye Jekiri	21,533
03-13-14	vs NC State %	L, 58-67	17-16	(22)Rion Brown	(9)Tonye Jekiri	21,533

\$ = Wooden Legacy - Charleston, S.C.

& = Wooden Legacy - Anaheim, Calif.

\* = Conference game

% = ACC Tournament

ATTENDANCE SUMMARY	GAMES	TOTALS	AVG/GAME
HOME	16	92,424	5,776
AWAY	13	129,435	9,957
NEUTRAL	4	51,039	12,760
TOTAL	33	272,898	8,270



## 2013-14 SEASON STATISTICS

ALL GAMES (17-16)				TOTAL		3-PTS				REBOUNDS								
##	Player	GP-S	Min-Avg	FG-A	Pct	3FG-A	Pct	FT-A	Pct	Off-Def	Tot-Avg	PF-FO	A	TO	Blk	Stl	Pts	Avg
15	Rion Brown	33-32	1166-35.3	174-403	.432	63-199	.317	102-135	.756	47-146	193-5.8	62-0	76	51	4	27	513	15.5
25	Garrius Adams	33-33	1103-33.4	106-290	.366	28-110	.255	96-143	.671	25-132	157-4.8	63-1	95	62	6	42	336	10.2
20	Manu Lecomte	33-17	924-28.0	85-200	.425	27-68	.397	56-72	.778	23-47	70-2.1	63-0	77	58	1	21	253	7.7
22	Donnavan Kirk	31-28	810-26.1	93-205	.454	12-40	.300	35-58	.603	67-87	154-5.0	62-1	5	39	46	11	233	7.5
05	Davon Reed	33-10	683-20.7	71-207	.343	40-112	.357	35-53	.660	12-43	55-1.7	55-0	38	44	4	16	217	6.6
35	James Kelly	27-11	482-17.9	65-134	.485	15-37	.405	18-27	.667	26-75	101-3.7	42-0	15	18	11	11	163	6.0
21	Erik Swoope	31-10	571-18.4	55-107	.514	1-7	.143	43-64	.672	30-55	85-2.7	47-0	16	13	11	11	154	5.0
23	Tonye Jekiri	33-16	705-21.4	57-125	.456	0-0	.000	25-43	.581	67-113	180-5.5	87-5	22	31	29	21	139	4.2
04	Raphael Akpejiori	25-7	269-10.8	5-15	.333	0-0	.000	9-15	.600	16-28	44-1.8	40-1	2	7	12	1	19	0.8
12	Justin Heller	5-1	6-1.2	1-4	.250	0-3	.000	0-0	.000	0-1	1-0.2	1-0	0	1	0	0	2	0.4
03	Steve Sorenson	2-0	2-1.0	0-0	.000	0-0	.000	0-0	.000	0-0	0-0.0	0-0	0	0	0	0	0	0.0
11	Mike Fernandez	3-0	4-1.3	0-0	.000	0-0	.000	0-0	.000	0-0	0-0.0	0-0	0	3	0	0	0	0.0
TM	TEAM									49-51	100-3.0			8				
	Total	33		712-1690	.421	186-576	.323	419-610	.687	362-778	1140-34.5	522-8	346	335	124	161	2029	61.5
	Opponents	33		695-1713	.406	221-622	.355	353-534	.661	340-718	1058-32.1	538-5	373	319	88	162	1964	59.5

SCORE BY PERIODS:	1st	2nd	OT	Total
Miami	943	1049	37	2,029
Opponents	856	1055	53	1,964

ACC GAMES (7-11)				TOTAL		3-PTS				REBOUNDS								
##	Player	GP-S	Min-Avg	FG-A	Pct	3FG-A	Pct	FT-A	Pct	Off-Def	Tot-Avg	PF-FO	A	TO	Blk	Stl	Pts	Avg
15	Rion Brown	18-17	640-35.6	100-225	.444	40-116	.345	50-71	.704	21-76	97-5.4	35-0	31	21	3	10	290	16.1
25	Garrius Adams	18-18	600-33.3	61-162	.377	16-58	.276	48-80	.600	13-65	78-4.3	33-0	55	28	3	19	186	10.3
20	Manu Lecomte	18-8	520-28.9	50-116	.431	15-39	.385	32-43	.744	15-24	39-2.2	30-0	44	41	0	11	147	8.2
21	Erik Swoope	18-8	381-21.2	39-74	.527	0-4	.000	31-46	.674	21-34	55-3.1	32-0	15	7	5	8	109	6.1
22	Donnavan Kirk	18-15	412-22.9	41-95	.432	9-26	.346	13-23	.565	27-36	63-3.5	34-1	2	21	17	4	104	5.8
05	Davon Reed	18-4	287-15.9	28-93	.301	14-46	.304	16-23	.696	6-21	27-1.5	26-0	7	18	2	5	86	4.8
35	James Kelly	13-3	180-13.8	20-54	.370	6-17	.353	9-12	.750	11-25	36-2.8	19-0	4	7	2	4	55	4.2
23	Tonye Jekiri	18-9	405-22.5	29-68	.426	0-0	.000	15-29	.517	46-64	110-6.1	50-3	12	14	16	15	73	4.1
04	Raphael Akpejiori	17-7	221-13.0	3-12	.250	0-0	.000	7-13	.538	13-22	35-2.1	30-1	2	6	9	1	13	0.8
12	Justin Heller	3-1	3-1.0	1-4	.250	0-3	.000	0-0	.000	0-0	0-0.0	1-0	0	0	0	0	2	0.7
11	Mike Fernandez	1-0	1-1.0	0-0	.000	0-0	.000	0-0	.000	0-0	0-0.0	0-0	0	0	0	0	0	0.0
TM	TEAM									26-34	60-3.3			8				
	Total	18		372-903	.412	100-309	.324	221-340	.650	199-401	600-33.3	290-5	172	171	57	77	1065	59.2
	Opponents	18		373-917	.407	122-341	.358	204-299	.682	195-395	590-32.8	287-3	205	165	57	81	1072	59.6

SCORE BY PERIODS:	1st	2nd	OT	Total
Miami	493	559	13	1,065
Opponents	473	581	18	1,072

## 2013-14 POSTSEASON STATISTICS

ACC TOURNAMENT (1-1)		TOTAL		3-PTS		REBOUNDS												
##	Player	GP-S	Min-Avg	FG-A	Pct	3FG-A	Pct	FT-A	Pct	Off-Def	Tot-Avg	PF-FO	A	TO	Blk	Stl	Pts	Avg
15	Rion Brown	2-2	75-37.5	11-28	.393	3-15	.200	12-14	.857	2-7	9-4.5	5-0	5	6	0	2	37	18.5
05	Davon Reed	2-0	43-21.5	8-16	.500	5-11	.455	2-2	1.000	0-1	1-0.5	5-0	1	3	0	1	23	11.5
21	Erik Swoope	2-2	69-34.5	8-14	.571	0-0	.000	4-5	.800	5-7	12-6.0	4-0	0	3	1	1	20	10.0
25	Garrius Adams	2-2	67-33.5	4-13	.308	1-5	.200	4-7	.571	1-9	10-5.0	5-0	6	5	1	1	13	6.5
23	Tonye Jekiri	2-2	66-33.0	3-5	.600	0-0	.000	5-6	.833	7-14	21-10.5	5-0	3	4	4	0	11	5.5
20	Manu Lecomte	2-2	54-27.0	3-9	.333	1-5	.200	2-2	1.000	0-2	2-1.0	6-0	3	1	0	0	9	4.5
04	Raphael Akpejiori	2-0	16-8.0	1-1	1.000	0-0	.000	0-0	.000	3-1	4-2.0	1-0	0	0	1	0	2	1.0
35	James Kelly	2-0	10-5.0	0-1	.000	0-1	.000	0-0	.000	0-3	3-1.5	0-0	1	1	0	0	0	0.0
TM	TEAM									1-4	5-2.5			0				
	Total	2		38-87	.437	10-37	.270	29-36	.806	19-48	67-33.5	31-0	19	23	7	5	115	57.5
	Opponents	2		42-98	.429	13-31	.419	23-36	.639	14-35	49-24.5	33-1	26	8	1	9	120	60.0

SCORE BY PERIODS:	1st	2nd	Total
Miami	53	62	115
Opponents	58	62	120

# GAME-BY-GAME COMPARISON

Opponent	Date	Score	W/L	FG-FGA	Pct	3FG-A	Pct	FT-FTA	Pct	Off-Def	REB-Avg	PF	A	TO	Blk	Stl	Pts	Avg
MIAMI	11-08-13	62-66	Lot	19-61	.311	0-15	.000	24-31	.774	15-28	43-43.0	20	5	13	3	7	62	62.0
ST. FRANCIS BROOKLYN				22-60	.367	7-24	.292	15-23	.652	14-31	45-45.0	27	11	17	4	6	66	66.0
MIAMI	11-11-13	81-80	Wot	25-64	.391	6-21	.286	25-29	.862	16-20	36-39.5	17	12	7	5	8	81	71.5
GEORGIA SOUTHERN				27-57	.474	10-26	.385	16-16	1.000	10-22	32-38.5	24	8	11	2	2	80	73.0
MIAMI	11-14-13	84-69	W	35-69	.507	10-20	.500	4-6	.667	15-26	41-40.0	14	21	9	4	12	84	75.7
TEXAS SOUTHERN				23-54	.426	11-22	.500	12-17	.706	9-22	31-36.0	11	13	16	2	3	69	71.7
MIAMI	11-18-13	70-54	W	26-51	.510	7-11	.636	11-12	.917	10-20	30-37.5	20	13	9	5	4	70	74.2
at Co. of Charleston				19-42	.452	5-15	.333	11-22	.500	10-16	26-33.5	14	9	12	2	5	54	67.2
MIAMI	11-21-13	58-63	L	23-59	.390	5-22	.227	7-10	.700	7-29	36-37.2	16	8	12	4	8	58	71.0
UCF				26-59	.441	4-14	.286	7-17	.412	12-31	43-35.4	12	14	13	1	7	63	66.4
MIAMI	11-28-13	63-71	Lot	21-58	.362	6-17	.353	15-17	.882	12-25	37-37.2	15	9	12	6	5	63	69.7
vs George Washington				29-61	.475	8-16	.500	5-9	.556	7-25	32-34.8	16	10	6	5	7	71	67.2
MIAMI	11-29-13	48-46	W	21-49	.429	3-19	.158	3-10	.300	7-28	35-36.9	13	7	13	4	1	48	66.6
at Cal State Fullerton				17-48	.354	4-18	.222	8-13	.615	5-26	31-34.3	13	11	11	0	6	46	64.1
MIAMI	12-01-13	60-57	W	20-47	.426	6-13	.462	14-21	.667	8-22	30-36.0	16	12	7	3	2	60	65.8
vs Arizona State				20-51	.392	8-21	.381	9-13	.692	11-21	32-34.0	16	16	9	4	2	57	63.2
MIAMI	12-04-13	49-60	L	16-50	.320	7-25	.280	10-15	.667	8-26	34-35.8	20	11	13	3	4	49	63.9
at Nebraska				18-46	.391	7-20	.350	17-22	.773	6-29	35-34.1	16	12	11	5	10	60	62.9
MIAMI	12-08-13	60-61	Lot	24-69	.348	4-15	.267	8-14	.571	15-35	50-37.2	13	7	12	4	4	60	63.5
VIRGINIA TECH				24-69	.348	12-34	.353	1-3	.333	11-32	43-35.0	13	11	10	3	6	61	62.7
MIAMI	12-19-13	68-51	W	24-42	.571	7-14	.500	13-19	.684	8-26	34-36.9	11	16	16	5	9	68	63.9
at Savannah State				20-51	.392	5-20	.250	6-12	.500	8-13	21-33.7	20	10	11	2	5	51	61.6
MIAMI	12-22-13	71-58	W	28-59	.475	4-16	.250	11-18	.611	15-25	40-37.2	12	13	7	6	7	71	64.5
LA SALLE				23-60	.383	7-18	.389	5-9	.556	14-21	35-33.8	17	9	10	2	4	58	61.3
MIAMI	12-30-13	71-48	W	26-48	.542	7-15	.467	12-20	.600	11-27	38-37.2	14	17	12	4	8	71	65.0
LOYOLA				18-53	.340	6-18	.333	6-14	.429	11-16	27-33.3	15	8	10	1	8	48	60.3
MIAMI	01-04-14	44-49	L	17-40	.425	7-19	.368	3-4	.750	7-20	27-36.5	11	13	15	6	2	44	63.5
at Syracuse				17-47	.362	3-15	.200	12-14	.857	12-17	29-33.0	11	10	7	3	5	49	59.5
MIAMI	01-08-14	63-57	W	21-50	.420	5-17	.294	16-26	.615	9-29	38-36.6	19	15	13	7	7	63	63.5
at North Carolina				20-65	.308	5-21	.238	12-20	.600	20-22	42-33.6	19	16	11	3	6	57	59.3
MIAMI	01-15-14	53-63	L	21-59	.356	9-28	.321	2-6	.333	15-14	29-36.1	17	12	4	4	5	53	62.8
FLORIDA STATE				21-46	.457	7-15	.467	14-17	.824	13-24	37-33.8	10	10	9	2	1	63	59.6
MIAMI	01-18-14	56-42	W	20-43	.465	3-14	.214	13-19	.684	8-23	31-35.8	17	4	11	1	3	56	62.4
at Georgia Tech				13-44	.295	4-20	.200	12-18	.667	10-17	27-33.4	17	9	13	3	7	42	58.5
MIAMI	01-22-14	46-67	L	17-48	.354	2-10	.200	10-16	.625	9-19	28-35.4	14	6	11	2	4	46	61.5
DUKE				24-56	.429	8-25	.320	11-15	.733	15-27	42-33.9	17	12	9	7	7	67	59.0
MIAMI	01-25-14	52-64	L	18-46	.391	9-17	.529	7-11	.636	5-19	24-34.8	20	12	5	3	1	52	61.0
SYRACUSE				21-47	.447	5-11	.455	17-27	.630	14-25	39-34.2	11	9	5	3	5	64	59.3
MIAMI	01-29-14	71-74	L	22-44	.500	9-21	.429	18-28	.643	8-22	30-34.5	15	7	14	3	5	71	61.5
at Maryland				28-50	.560	10-21	.476	8-13	.615	4-20	24-33.7	19	15	10	1	7	74	60.0
MIAMI	02-01-14	64-49	W	18-43	.419	8-22	.364	20-26	.769	12-27	39-34.8	13	11	11	8	4	64	61.6
NORFOLK STATE				18-56	.321	4-18	.222	9-12	.750	14-15	29-33.4	17	11	9	0	7	49	59.5
MIAMI	02-05-14	55-59	Lot	18-52	.346	5-20	.250	14-25	.560	17-26	43-35.1	20	9	14	4	5	55	61.3
PITTSBURGH				18-54	.333	4-14	.286	19-26	.731	13-24	37-33.6	20	9	9	3	6	59	59.5
MIAMI	02-08-14	55-56	L	17-51	.333	5-18	.278	16-23	.696	17-19	36-35.2	19	6	11	0	6	55	61.0
NC STATE				17-45	.378	7-20	.350	15-20	.750	11-22	33-33.6	17	7	11	0	3	56	59.3
MIAMI	02-10-14	77-73	W	23-48	.479	7-15	.467	24-33	.727	10-17	27-34.8	16	11	7	8	3	77	61.7
at Florida State				28-56	.500	7-20	.350	10-14	.714	12-20	32-33.5	22	10	11	3	3	73	59.9
MIAMI	02-15-14	45-52	L	15-58	.259	7-34	.206	8-17	.471	15-26	41-35.1	20	8	3	2	2	45	61.0
at Virginia Tech				17-46	.370	6-15	.400	12-20	.600	8-31	39-33.7	16	11	8	5	2	52	59.6
MIAMI	02-19-14	71-64	W	23-48	.479	9-17	.529	16-18	.889	11-25	36-35.1	10	14	12	3	3	71	61.4
NOTRE DAME				24-60	.400	13-28	.464	3-6	.500	12-14	26-33.4	17	17	6	3	7	64	59.7
MIAMI	02-22-14	69-42	W	26-55	.473	7-14	.500	10-16	.625	10-27	37-35.2	16	11	3	1	7	69	61.7
BOSTON COLLEGE				14-43	.326	4-20	.200	10-15	.667	6-23	29-33.3	13	7	10	5	0	42	59.1
MIAMI	02-26-14	40-65	L	12-46	.261	0-12	.000	16-27	.593	12-18	30-35.0	17	3	8	2	4	40	60.9
at Virginia				20-44	.455	9-16	.563	16-20	.800	7-30	37-33.4	19	14	10	3	3	65	59.3
MIAMI	03-01-14	85-70	W	27-46	.587	5-10	.500	26-32	.813	11-21	32-34.9	19	11	11	2	5	85	61.8
at NC State				24-52	.462	6-16	.375	16-24	.667	12-12	24-33.1	21	13	9	1	5	70	59.7
MIAMI	03-04-14	54-58	L	25-50	.500	2-12	.167	2-8	.250	6-17	23-34.5	16	8	5	1	6	54	61.5
at Clemson				21-44	.477	4-14	.286	12-17	.706	9-22	31-33.0	8	9	9	6	1	58	59.6
MIAMI	03-08-14	69-56	W	26-50	.520	5-16	.313	12-17	.706	14-24	38-34.6	11	15	12	4	5	69	61.7
WAKE FOREST				22-49	.449	8-16	.500	4-10	.400	6-13	19-32.5	17	16	8	3	7	56	59.5
MIAMI	03-12-14	57-53	W	17-44	.386	7-25	.280	16-19	.842	8-28	36-34.7	11	13	8	3	2	57	61.6
vs Virginia Tech				18-45	.400	8-19	.421	9-17	.529	3-21	24-32.3	16	9	3	1	1	53	59.3
MIAMI	03-13-14	58-67	L	21-43	.488	3-12	.250	13-17	.765	11-20	31-34.5	20	6	15	4	3	58	61.5
vs NC State				24-53	.453	5-12	.417	14-19	.737	11-14	25-32.1	17	17	5	0	8	67	59.5



## POINTS - REBOUNDS - ASSISTS

Opponent	Date	Score	W/L	03 SORENSEN	04 AKPEJIORI	05 REED	11 FERNANDEZ	12 HELLER	15 BROWN
ST. FRANCIS BROOKLYN	11-08-13	62-66	LOT	DNP	0-0-0	3-1-0	DNP	DNP	11-7-0
GEORGIA SOUTHERN	11-11-13	81-80	WOT	DNP	DNP	7-1-2	DNP	DNP	15-7-4
TEXAS SOUTHERN	11-14-13	84-69	W	0-0-0	2-1-0	11-3-3	0-0-0	0-0-0	13-11-9
at College of Charleston	11-18-13	70-54	W	DNP	DNP	3-2-3	DNP	DNP	15-4-2
UCF	11-21-13	58-63	L	DNP	0-1-0	17-5-1	DNP	DNP	11-7-2
vs George Washington	11-28-13	63-71	LOT	DNP	DNP	6-2-2	DNP	DNP	16-9-1
at Cal State Fullerton	11-29-13	48-46	W	DNP	DNP	9-3-2	DNP	DNP	9-8-2
vs Arizona State	12-01-13	60-57	W	DNP	0-1-0	19-1-2	DNP	DNP	9-4-4
at Nebraska	12-04-13	49-60	L	DNP	2-1-0	5-2-2	DNP	DNP	25-2-3
VIRGINIA TECH	12-08-13	60-61	LOT	DNP	0-2-0	10-5-0	DNP	DNP	9-4-2
at Savannah State	12-19-13	68-51	W	DNP	DNP	8-1-1	DNP	DNP	13-3-5
LA SALLE	12-22-13	71-58	W	DNP	DNP	8-0-4	DNP	DNP	17-9-4
LOYOLA	12-30-13	71-48	W	0-0-0	0-1-0	8-2-7	0-0-0	0-1-0	17-9-1
at Syracuse	01-04-14	44-49	L	DNP	0-1-0	5-0-1	DNP	DNP	7-4-4
at North Carolina	01-08-14	63-57	W	DNP	0-1-0	0-2-0	DNP	DNP	19-10-0
FLORIDA STATE	01-15-14	53-63	L	DNP	DNP	0-1-0	DNP	DNP	21-4-0
at Georgia Tech	01-18-14	56-42	W	DNP	0-2-0	3-0-0	DNP	DNP	12-6-0
DUKE	01-22-14	46-67	L	DNP	0-1-0	2-2-0	DNP	DNP	2-3-0
SYRACUSE	01-25-14	52-64	L	DNP	0-1-0	16-2-0	DNP	DNP	13-8-2
at Maryland	01-29-14	71-74	L	DNP	0-0-0	6-1-1	DNP	DNP	25-5-2
NORFOLK STATE	02-01-14	64-49	W	DNP	DNP	4-4-1	DNP	DNP	15-7-3
PITTSBURGH	02-05-14	55-59	LOT	DNP	2-1-0	4-3-1	DNP	DNP	21-4-3
NC STATE	02-08-14	55-56	L	DNP	3-8-0	3-1-1	DNP	DNP	20-5-0
at Florida State	02-10-14	77-73	W	DNP	4-3-0	7-2-2	DNP	DNP	14-5-1
at Virginia Tech	02-15-14	45-52	L	DNP	1-2-0	5-2-0	DNP	DNP	12-10-1
NOTRE DAME	02-19-14	71-64	W	DNP	3-4-0	12-3-0	DNP	DNP	21-11-5
BOSTON COLLEGE	02-22-14	69-42	W	DNP	0-3-1	0-0-0	0-0-0	2-0-0	22-5-2
at Virginia	02-26-14	40-65	L	DNP	0-4-0	2-1-0	DNP	0-0-0	12-3-1
at NC State	03-01-14	85-70	W	DNP	0-1-1	5-0-0	DNP	DNP	20-5-2
at Clemson	03-04-14	54-58	L	DNP	0-0-0	3-1-0	DNP	DNP	21-2-3
WAKE FOREST	03-08-14	69-56	W	DNP	0-1-0	3-1-1	DNP	0-0-0	19-3-3
vs Virginia Tech	03-12-14	57-53	W	DNP	0-1-0	14-1-0	DNP	DNP	15-5-4
vs NC State	03-13-14	58-67	L	DNP	2-3-0	9-0-1	DNP	DNP	22-4-1

Opponent	Date	Score	W/L	20 LECOMTE	21 SWOOPE	22 KIRK	23 JEKIRI	25 ADAMS	35 KELLY
ST. FRANCIS BROOKLYN	11-08-13	62-66	LOT	9-1-1	2-4-0	16-10-0	6-9-1	15-3-3	0-4-0
GEORGIA SOUTHERN	11-11-13	81-80	WOT	12-4-1	6-3-1	18-10-0	2-1-0	11-4-2	10-2-2
TEXAS SOUTHERN	11-14-13	84-69	W	12-3-4	0-2-0	15-3-1	4-4-0	10-5-2	17-7-2
at College of Charleston	11-18-13	70-54	W	14-4-5	0-0-0	9-9-0	6-3-0	5-2-2	18-4-1
UCF	11-21-13	58-63	L	0-0-2	0-1-0	6-5-2	2-3-0	20-8-0	2-4-1
vs George Washington	11-28-13	63-71	LOT	5-2-0	0-0-0	6-11-0	2-1-1	17-4-5	11-6-0
at Cal State Fullerton	11-29-13	48-46	W	4-3-1	0-2-0	5-2-0	4-4-0	7-4-1	10-7-1
vs Arizona State	12-01-13	60-57	W	2-1-1	3-0-0	7-3-0	0-3-0	9-9-4	11-6-1
at Nebraska	12-04-13	49-60	L	5-2-4	5-2-0	1-4-0	2-7-1	2-7-1	2-5-0
VIRGINIA TECH	12-08-13	60-61	LOT	7-4-2	0-2-1	6-11-0	2-7-0	14-3-2	12-9-0
at Savannah State	12-19-13	68-51	W	10-2-4	DNP	15-9-0	4-1-1	12-7-4	6-8-1
LA SALLE	12-22-13	71-58	W	5-4-2	DNP	9-9-0	9-7-0	13-3-3	10-3-0
LOYOLA	12-30-13	71-48	W	6-0-3	3-1-0	12-9-0	10-4-2	4-3-3	11-6-1
at Syracuse	01-04-14	44-49	L	8-0-0	0-0-0	2-4-1	5-3-2	9-5-4	8-3-1
at North Carolina	01-08-14	63-57	W	11-3-7	14-4-1	7-3-0	2-10-1	9-3-6	1-1-0
FLORIDA STATE	01-15-14	53-63	L	2-1-6	0-1-0	21-5-0	2-7-1	3-4-5	4-4-0
at Georgia Tech	01-18-14	56-42	W	16-4-3	5-3-0	14-7-0	0-3-0	6-3-1	0-0-0
DUKE	01-22-14	46-67	L	4-0-2	3-4-1	11-1-0	8-9-0	8-2-3	8-2-0
SYRACUSE	01-25-14	52-64	L	3-0-1	0-0-0	3-1-0	3-5-4	8-1-4	6-3-1
at Maryland	01-29-14	71-74	L	19-0-2	0-0-0	9-9-0	0-6-0	12-6-2	DNP
NORFOLK STATE	02-01-14	64-49	W	13-3-2	6-3-0	10-7-0	4-2-1	12-10-4	DNP
PITTSBURGH	02-05-14	55-59	LOT	8-5-2	7-5-1	0-2-1	3-4-0	10-6-1	0-1-0
NC STATE	02-08-14	55-56	L	13-4-1	3-4-1	1-3-0	0-4-0	10-2-3	2-2-0
at Florida State	02-10-14	77-73	W	6-0-3	0-1-2	16-1-0	15-6-0	12-5-3	3-0-0
at Virginia Tech	02-15-14	45-52	L	0-0-2	4-4-0	1-6-0	0-3-0	13-7-4	9-5-1
NOTRE DAME	02-19-14	71-64	W	8-1-2	7-3-0	4-1-0	2-6-2	14-6-5	DNP
BOSTON COLLEGE	02-22-14	69-42	W	11-3-1	14-9-4	5-1-0	5-7-1	10-6-2	DNP
at Virginia	02-26-14	40-65	L	3-5-0	13-2-0	4-3-0	4-6-0	2-4-2	DNP
at NC State	03-01-14	85-70	W	15-2-3	15-6-1	0-0-0	14-13-0	16-3-4	DNP
at Clemson	03-04-14	54-58	L	4-2-1	14-5-1	0-3-0	2-2-0	8-5-2	2-2-1
WAKE FOREST	03-08-14	69-56	W	9-5-6	10-2-2	0-2-0	6-9-1	22-7-2	0-4-0
vs Virginia Tech	03-12-14	57-53	W	2-2-3	14-8-0	DNP	5-12-2	7-3-3	0-2-1
vs NC State	03-13-14	58-67	L	7-0-0	6-4-0	DNP	6-9-1	6-7-3	0-1-0

# GAME INDIVIDUAL LEADERS

Opponent	Date	Score	W/L	POINTS	REBOUNDS	ASSISTS	STEALS	BLOCKED SHOTS
ST. FRANCIS BROOKLYN	11-08-13	62-66	LOT	16-Donnavan Kirk	10-Donnavan Kirk	3-Garrius Adams	3-Garrius Adams	2-Donnavan Kirk
GEORGIA SOUTHERN	11-11-13	81-80	WOT	18-Donnavan Kirk	10-Donnavan Kirk	4-Rion Brown	5-Garrius Adams	3-Donnavan Kirk
TEXAS SOUTHERN	11-14-13	84-69	W	17-James Kelly	11-Rion Brown	9-Rion Brown	3-Garrius Adams Rion Brown	3-Donnavan Kirk
at College of Charleston	11-18-13	70-54	W	18-James Kelly	9-Donnavan Kirk	5-Manu Lecomte	2-James Kelly Rion Brown	2-Donnavan Kirk
UCF	11-21-13	58-63	L	20-Garrius Adams	8-Garrius Adams	2-Manu Lecomte Rion Brown Donnavan Kirk	2-Davon Reed Garrius Adams	1-Raphael Akpejiori James Kelly Davon Reed Donnavan Kirk
vs George Washington	11-28-13	63-71	LOT	17-Garrius Adams	11-Donnavan Kirk	5-Garrius Adams	2-Davon Reed	4-Donnavan Kirk
at Cal State Fullerton	11-29-13	48-46	W	10-James Kelly	8-Rion Brown	2-Davon Reed Rion Brown	1-Manu Lecomte	2-James Kelly
vs Arizona State	12-01-13	60-57	W	19-Davon Reed	9-Garrius Adams	4-Rion Brown Garrius Adams	2-Garrius Adams	2-Donnavan Kirk
at Nebraska	12-04-13	49-60	L	25-Rion Brown	7-Tonye Jekiri Garrius Adams	4-Manu Lecomte	2-Davon Reed	1-James Kelly Donnavan Kirk Tonye Jekiri
VIRGINIA TECH	12-08-13	60-61	LOT	14-Garrius Adams	11-Donnavan Kirk	2-Garrius Adams Manu Lecomte Rion Brown	1-Garrius Adams Rion Brown James Kelly Manu Lecomte	2-Donnavan Kirk
at Savannah State	12-19-13	68-51	W	15-Donnavan Kirk	9-Donnavan Kirk	5-Rion Brown	2-Rion Brown Garrius Adams Manu Lecomte	3-Donnavan Kirk
LA SALLE	12-22-13	71-58	W	17-Rion Brown	9-Donnavan Kirk Rion Brown	4-Davon Reed Rion Brown	2-Garrius Adams Tonye Jekiri	4-Donnavan Kirk
LOYOLA	12-30-13	71-48	W	17-Rion Brown	9-Rion Brown Donnavan Kirk	7-Davon Reed	3-Rion Brown	2-Tonye Jekiri
at Syracuse	01-04-14	44-49	L	9-Garrius Adams	5-Garrius Adams	4-Garrius Adams Rion Brown	1-Manu Lecomte Tonye Jekiri	4-Donnavan Kirk
at North Carolina	01-08-14	63-57	W	19-Rion Brown	10-Tonye Jekiri Rion Brown	7-Manu Lecomte	2-Tonye Jekiri Erik Swoope Garrius Adams	3-Tonye Jekiri
FLORIDA STATE	01-15-14	53-63	L	21-Rion Brown Donnavan Kirk	7-Tonye Jekiri	6-Manu Lecomte	2-Garrius Adams	4-Donnavan Kirk
at Georgia Tech	01-18-14	56-42	W	16-Manu Lecomte	7-Donnavan Kirk	3-Manu Lecomte	1-Manu Lecomte Raphael Akpejiori Garrius Adams	1-Tonye Jekiri
DUKE	01-22-14	46-67	L	11-Donnavan Kirk	9-Tonye Jekiri	3-Garrius Adams	1-Davon Reed Tonye Jekiri Rion Brown Garrius Adams	1-Tonye Jekiri James Kelly
SYRACUSE	01-25-14	52-64	L	16-Davon Reed	8-Rion Brown	4-Garrius Adams Tonye Jekiri	1-Rion Brown	1-Davon Reed Donnavan Kirk Raphael Akpejiori
at Maryland	01-29-14	71-74	L	25-Rion Brown	9-Donnavan Kirk	2-Rion Brown Manu Lecomte Garrius Adams	2-Donnavan Kirk	2-Donnavan Kirk
NORFOLK STATE	02-01-14	64-49	W	15-Rion Brown	10-Garrius Adams	4-Garrius Adams	1-Rion Brown Erik Swoope Donnavan Kirk	4-Erik Swoope
PITTSBURGH	02-05-14	55-59	LOT	21-Rion Brown	6-Garrius Adams	3-Rion Brown	2-Tonye Jekiri	2-Erik Swoope
NC STATE	02-08-14	55-56	L	20-Rion Brown	8-Raphael Akpejiori	3-Garrius Adams	3-Rion Brown	None
at Florida State	02-10-14	77-73	W	16-Donnavan Kirk	6-Tonye Jekiri	3-Manu Lecomte Garrius Adams	1-Tonye Jekiri Erik Swoope Manu Lecomte	3-Raphael Akpejiori
at Virginia Tech	02-15-14	45-52	L	13-Garrius Adams	10-Rion Brown	4-Garrius Adams	1-James Kelly Garrius Adams	2-Raphael Akpejiori
NOTRE DAME	02-19-14	71-64	W	21-Rion Brown	11-Rion Brown	5-Rion Brown Garrius Adams	2-Tonye Jekiri	1-Tonye Jekiri Raphael Akpejiori Erik Swoope
BOSTON COLLEGE	02-22-14	69-42	W	22-Rion Brown	9-Erik Swoope	4-Erik Swoope	2-Tonye Jekiri Garrius Adams	1-Tonye Jekiri
at Virginia	02-26-14	40-65	L	13-Erik Swoope	6-Tonye Jekiri	2-Garrius Adams	2-Erik Swoope	1-Rion Brown Raphael Akpejiori
at NC State	03-01-14	85-70	W	20-Rion Brown	13-Tonye Jekiri	4-Garrius Adams	2-Tonye Jekiri Garrius Adams	1-Tonye Jekiri Erik Swoope
at Clemson	03-04-14	54-58	L	21-Rion Brown	5-Garrius Adams Erik Swoope	3-Rion Brown	2-Garrius Adams Manu Lecomte	1-Donnavan Kirk
WAKE FOREST	03-08-14	69-56	W	22-Garrius Adams	9-Tonye Jekiri	6-Manu Lecomte	3-Manu Lecomte	3-Tonye Jekiri
vs Virginia Tech	03-12-14	57-53	W	15-Rion Brown	12-Tonye Jekiri	4-Rion Brown	1-Erik Swoope Rion Brown	2-Tonye Jekiri
vs NC State	03-13-14	58-67	L	22-Rion Brown	9-Tonye Jekiri	3-Garrius Adams	1-Garrius Adams Rion Brown	2-Tonye Jekiri





## GAME HIGHS AND GAME LOWS

### MIAMI — INDIVIDUAL GAME HIGHS

Points	25	Rion Brown at Maryland (01-29-14)
	25	Rion Brown at Nebraska (12-04-13)
Field Goals Made	9	Rion Brown at Clemson (03-04-14)
	9	Donnavan Kirk vs Florida State (01-15-14)
Field Goal Att.	18	Garrius Adams vs St. Francis Brooklyn (11-08-13)
FG Pct (min 8 made)	.750 (9-12)	Donnavan Kirk vs Florida State (01-15-14)
3-Point FG Made	5	Rion Brown vs Florida State (01-15-14)
	5	Rion Brown at Nebraska (12-04-13)
	5	Davon Reed vs Arizona State (12-01-13)
3-Point FG Att.	12	Rion Brown at Virginia Tech (02-15-14)
3-Pt Pct (min 5 made)	.625 (5-8)	Davon Reed vs Arizona State (12-01-13)
Free Throws Made	12	Rion Brown at Maryland (01-29-14)
Free Throw Att.	13	Rion Brown at Maryland (01-29-14)
FT Pct (min 10 made)	.923 (12-13)	Rion Brown at Maryland (01-29-14)
Rebounds	13	Tonye Jekiri at NC State (03-01-14)
Assists	9	Rion Brown vs Texas Southern (11-14-13)
Steals	5	Garrius Adams vs Georgia Southern (11-11-13)
Blocked Shots	4	Five times
Turnovers	6	Manu Lecomte vs Duke (01-22-14)
	6	Garrius Adams vs UCF (11-21-13)

### MIAMI — TEAM GAME HIGHS

Points	85	at NC State (03-01-14)
Field Goals Made	35	TEXAS SOUTHERN (11-14-13)
FG Attempts	69	VIRGINIA TECH (12-08-13)
	69	TEXAS SOUTHERN (11-14-13)
FG Percentage	.587 (27-46)	at NC State (03-01-14)
3PT FG Made	10	TEXAS SOUTHERN (11-14-13)
3 PT FG Attempts	34	at Virginia Tech (02-15-14)
3 PT FG Percentage	.636 (7-11)	at College of Charleston (11-18-13)
Free Throws Made	26	at NC State (03-01-14)
Free Throw Attempts	33	at Florida State (02-10-14)
FT Percentage	.917 (11-12)	at College of Charleston (11-18-13)
Rebounds	50	VIRGINIA TECH (12-08-13)
Assists	21	TEXAS SOUTHERN (11-14-13)
Steals	12	TEXAS SOUTHERN (11-14-13)
Blocked Shots	8	at Florida State (02-10-14)
	8	NORFOLK STATE (02-01-14)
Turnovers	16	at Savannah State (12-19-13)
Fouls	20	Seven Times

### MIAMI — TEAM GAME LOWS

Points	40	at Virginia (02-26-14)
Field Goals Made	12	at Virginia (02-26-14)
Field Goal Attempts	40	at Syracuse (01-04-14)
FG Percentage	.259 (15-58)	at Virginia Tech (02-15-14)
3 PT FG Made	0	ST. FRANCIS BROOKLYN (11-08-13)
	0	at Virginia (02-26-14)
3 PT FG Attempts	10	DUKE (01-22-14)
	10	at NC State (03-01-14)
3 PT FG Percentage	.000 (0-15)	ST. FRANCIS BROOKLYN (11-08-13)
	.000 (0-12)	at Virginia (02-26-14)
Free Throws Made	2	FLORIDA STATE (01-15-14)
	2	at Clemson (03-04-14)
Free Throw Attempts	4	at Syracuse (01-04-14)
FT Percentage	.250 (2-8)	at Clemson (03-04-14)
Rebounds	23	at Clemson (03-04-14)
Assists	3	at Virginia (02-26-14)
Steals	1	at Cal State Fullerton (11-29-13)
	1	SYRACUSE (01-25-14)
Blocked Shots	0	NC STATE (02-08-14)
Turnovers	3	at Virginia Tech (02-15-14)
	3	BOSTON COLLEGE (02-22-14)
Fouls	10	NOTRE DAME (02-19-14)

### OPPONENT — INDIVIDUAL GAME HIGHS

Points	27	T.J. Warren vs NC State (02-08-14)
	27	Jelani Hewitt vs Georgia Southern (11-11-13)
Field Goals Made	9	T.J. Warren vs NC State (03-13-14)
	9	Jarell Eddie vs Virginia Tech (12-08-13)
	9	Calvin Newell vs UCF (11-21-13)
Field Goal Att.	23	Jarell Eddie vs Virginia Tech (12-08-13)
FG Pct (min 8 made)	.727 (8-11)	Jordan Bachynski vs Arizona State (12-01-13)
3-Point FG Made	6	Pat Connaughton vs Notre Dame (02-19-14)
	6	Jarell Eddie vs Virginia Tech (12-08-13)
3-Point FG Att.	14	Jarell Eddie vs Virginia Tech (12-08-13)
3-Pt Pct (min 5 made)	.857 (6-7)	Pat Connaughton vs Notre Dame (02-19-14)
Free Throws Made	9	T.J. Warren vs NC State (02-08-14)
	9	Lamar Patterson vs Pittsburgh (02-05-14)
Free Throw Att.	12	Lamar Patterson vs Pittsburgh (02-05-14)
	12	Jerami Grant vs Syracuse (01-25-14)
Rebounds	15	Jabari Parker vs Duke (01-22-14)
	15	Jordan Bachynski vs Arizona State (12-01-13)
Assists	9	Devin Wilson at Virginia Tech (02-15-14)
	9	Jonathan Gilling vs Arizona State (12-01-13)
Steals	4	Marese Phelps vs Norfolk State (02-01-14)
	4	Tai Webster at Nebraska (12-04-13)
Blocked Shots	4	Jordan Bachynski vs Arizona State (12-01-13)
Turnovers	6	Isaiah Sykes vs UCF (11-21-13)

### OPPONENT — TEAM GAME HIGHS

Points	80	GEORGIA SOUTHERN (11-11-13)
Field Goals Made	29	vs George Washington (11-28-13)
FG Attempts	69	VIRGINIA TECH (12-08-13)
FG Percentage	.560 (28-50)	at Maryland (01-29-14)
3PT FG Made	13	NOTRE DAME (02-19-14)
3 PT FG Attempts	34	VIRGINIA TECH (12-08-13)
3 PT FG Percentage	.563 (9-16)	at Virginia (02-26-14)
Free Throws Made	19	PITTSBURGH (02-05-14)
Free Throw Attempts	27	SYRACUSE (01-25-14)
FT Percentage	1.000 (16-16)	GEORGIA SOUTHERN (11-11-13)
Rebounds	45	ST. FRANCIS BROOKLYN (11-08-13)
Assists	17	vs NC State (03-13-14)
	17	NOTRE DAME (02-19-14)
Steals	10	at Nebraska (12-04-13)
Blocked Shots	7	DUKE (01-22-14)
Turnovers	17	ST. FRANCIS BROOKLYN (11-08-13)
Fouls	27	ST. FRANCIS BROOKLYN (11-08-13)

### OPPONENT — TEAM GAME LOWS

Points	42	at Georgia Tech (01-18-14)
	42	BOSTON COLLEGE (02-22-14)
Field Goals Made	13	at Georgia Tech (01-18-14)
Field Goal Attempts	42	at College of Charleston (11-18-13)
FG Percentage	.295 (13-44)	at Georgia Tech (01-18-14)
3 PT Field Goals Made	3	at Syracuse (01-04-14)
3 PT FG Attempts	11	SYRACUSE (01-25-14)
3 PT FG Percentage	.200 (3-15)	at Syracuse (01-04-14)
	.200 (4-20)	at Georgia Tech (01-18-14)
	.200 (4-20)	BOSTON COLLEGE (02-22-14)
Free Throws Made	1	VIRGINIA TECH (12-08-13)
Free Throw Attempts	3	VIRGINIA TECH (12-08-13)
FT Percentage	.333 (1-3)	VIRGINIA TECH (12-08-13)
Rebounds	19	WAKE FOREST (03-08-14)
Assists	7	NC STATE (02-08-14)
	7	BOSTON COLLEGE (02-22-14)
Steals	0	BOSTON COLLEGE (02-22-14)
Blocked Shots	0	Four times
Turnovers	3	vs Virginia Tech (03-12-14)
Fouls	8	at Clemson (03-04-14)

# TOP INDIVIDUAL PERFORMANCES / TRENDS

## SCORING

25	Rion Brown at Maryland (01-29-14)
25	Rion Brown at Nebraska (12-04-13)
22	Rion Brown vs NC State (03-13-14)
22	Garrius Adams vs Wake Forest (03-08-14)
22	Rion Brown vs Boston College (02-22-14)
21	Rion Brown at Clemson (03-04-14)
21	Rion Brown vs Notre Dame (02-19-14)
21	Rion Brown vs Pittsburgh (02-05-14)
21	Rion Brown vs Florida State (01-15-14)
21	Donnavan Kirk vs Florida State (01-15-14)

## REBOUNDS

13	Tonye Jekiri at NC State (03-01-14)
12	Tonye Jekiri vs Virginia Tech (03-12-14)
11	Rion Brown vs Notre Dame (02-19-14)
11	Donnavan Kirk vs Virginia Tech (12-08-13)
11	Donnavan Kirk vs Geo. Washington (11-28-13)
11	Rion Brown vs Texas Southern (11-14-13)
10	Rion Brown at Virginia Tech (02-15-14)
10	Garrius Adams vs Norfolk State (02-01-14)
10	Tonye Jekiri at North Carolina (01-08-14)
10	Rion Brown at North Carolina (01-08-14)
10	Donnavan Kirk vs Georgia Southern (11-11-13)
10	Donnavan Kirk vs St. Francis (11-08-13)

## ASSISTS

9	Rion Brown vs Texas Southern (11-14-13)
7	Manu Lecomte at North Carolina (01-08-14)
7	Davon Reed vs Loyola (12-30-13)
6	Manu Lecomte vs Wake Forest (03-08-14)
6	Manu Lecomte vs Florida State (01-15-14)
6	Garrius Adams at North Carolina (01-08-14)

## BLOCKS

4	Erik Swoope vs Norfolk State (02-01-14)
4	Donnavan Kirk vs Florida State (01-15-14)
4	Donnavan Kirk at Syracuse (01-04-14)
4	Donnavan Kirk vs La Salle (12-22-13)
4	Donnavan Kirk vs Geo. Washington (11-28-13)

## STEALS

5	Garrius Adams vs Georgia Southern (11-11-13)
3	Manu Lecomte vs Wake Forest (03-08-14)
3	Rion Brown vs NC State (02-08-14)
3	Rion Brown vs Loyola (12-30-13)
3	Garrius Adams vs Texas Southern (11-14-13)
3	Rion Brown vs Texas Southern (11-14-13)
3	Garrius Adams vs St. Francis (11-08-13)

## DOUBLE-DOUBLES

4	Rion Brown
2	Donnavan Kirk
1	Garrius Adams
1	Tonye Jekiri

## DOUBLE-FIGURE SCORING GAMES

28	Rion Brown
18	Garrius Adams
11	Manu Lecomte
10	Donnavan Kirk
9	James Kelly
7	Davon Reed
7	Erik Swoope
3	Tonye Jekiri

## 20-29 POINT GAMES

10	Rion Brown
2	Garrius Adams
1	Donnavan Kirk

## DOUBLE-FIGURE REBOUNDING GAMES

4	Rion Brown
4	Donnavan Kirk
3	Tonye Jekiri
1	Garrius Adams

## MIAMI'S LARGEST...

Lead	33, vs. Loyola, 12/30
Deficit	27, at Virginia, 2/26
Margin of Victory	27, vs. Boston College, 2/22
Margin of Defeat	25, at Virginia, 2/26
Halftime Lead	23, vs. Loyola, 12/30
Halftime Deficit	12, vs. Duke, 1/22
Deficit in Win	12, vs. Texas Southern, 11/14
Halftime Deficit in Win	6, vs. Arizona State, 12/1
Lead in Loss	13, vs. Virginia Tech, 12/8
Halftime Lead in Loss	8, vs. Virginia Tech, 12/8
Home Crowd	7,972, vs. Duke, 1/22
Road Crowd	21,839 at Syracuse, 1/4/14
Neutral Crowd	21,533 in ACC Tournament

## 2013-14 BREAKDOWN

### MIAMI'S RECORD WHEN...

RECORD	ALL	ACC	AT UM	COACH L ACC
All games	17-16	7-11	66-36	31-21
Home	8-8	3-6	36-13	17-9
Away	7-6	4-5	22-17	14-12
Neutral	2-2		8-6	n/a
November	4-3		12-6	n/a
December	4-2	0-1	12-6	0-1
January	2-5	2-5	14-8	12-8
February	4-4	3-4	16-9	15-9
March	3-2	2-1	12-7	4-3

Vs. Top 10 opponents	0-2	0-2	2-6	2-5
Vs. Top 25 opponents (includes Top 10)	0-5	0-5	5-14	4-10
Vs. RV opponents	2-1	1-0	7-2	2-0
Vs. teams over .500 on game day	7-13	4-9	39-31	19-18
Vs. teams under .500 on game day	4-2	1-2	17-4	8-3
Vs. teams at .500 on game day	4-1	2-0	9-1	4-0
While UM is in the top 25			16-4	12-3
While UM is RV (only)			7-3	2-1

Leading at halftime	15-2	7-2	53-9	25-6
Trailing at halftime	2-13	0-8	11-26	4-14
Tied at halftime	0-1	0-1	4-1	2-1
Single overtime	1-4	0-2	2-6	1-2
Double overtime			2-0	1-0
In overtime games	1-4	0-2	4-6	2-2
Leading with 2:00 left in regulation	15-2	7-1	60-4	29-1
Trailing with 2:00 left in regulation	1-14	0-10	5-30	2-19
Tied with 2:00 left in regulation	1-0		1-1	0-1

UM shoots 50% or better from field	6-2	2-2	20-2	8-2
UM shoots 40-49% from field	9-2	5-1	39-9	21-6
UM shoots under 40% from field	2-12	0-8	7-25	2-13
Opp. shoots 50% or better from field	1-1	1-1	3-9	2-5
Opp. shoots 40-49% from field	7-8	3-5	28-16	13-9
Opp. shoots under 40% from field	9-7	3-5	35-11	16-7
UM shoots 70% or better from the line	8-6	4-2	34-16	14-10
UM shoots less than 70% from the line	9-10	3-9	32-20	17-10
UM has more 3-point FGs	5-6	1-5	26-13	16-11
UM has fewer 3-point FGs	10-9	4-6	27-15	12-9
3-point FGs are even	2-1	2-0	4-1	3-1
Four or more Canes in double figures	8-0	3-0	33-6	14-5
Three Canes score in double figures	7-6	4-3	25-16	13-6
Two or less Canes score in double figures	2-10	0-8	8-14	4-10

UM outrebounds opponent	14-7	5-5	44-15	19-10
Opp. outrebounds UM	3-9	2-6	20-21	11-11
Tied in rebounds			2-0	1-0
UM records 10 or more steals	1-0		9-3	3-1
UM records 15 or more assists	5-0	2-0	18-0	10-0
UM commits less than 15 turnovers	16-14	7-10	58-29	28-17
UM commits 15 or more turnovers	1-2	0-1	8-2	3-4
UM commits less turnovers than opp.	8-6	3-4	38-14	16-6
UM commits more turnovers than opp.	9-7	4-5	24-14	13-10
Tied in turnovers	0-2	0-2	4-7	2-5

UM scores 59 points or less	3-12	1-9	7-19	4-12
UM scores between 60-69 points	6-3	3-1	18-11	9-4
UM scores between 70-79 points	5-1	2-1	29-6	14-5
UM scores between 80-89 points	3-0	1-0	8-0	2-0
UM scores between 90-99 points			4-0	2-0
UM scores 100 or more points			0-0	0-0
Playing during the afternoon	9-5	4-4	25-10	12-7
Playing in the evening (5 p.m. or later)	8-11	3-7	40-25	19-14
Games decided by three points or less	2-3	0-3	7-8	4-6
Games decided by four to 10 points	5-9	3-5	20-15	10-10
Games decided by 11-20 points	8-2	3-1	27-11	10-3
Games decided by more than 20 points	2-2	1-2	12-2	7-2



## ACC STANDINGS / ACC TOURNAMENT / ACC AWARDS

Team	ACC Games					Overall					
	W	L	Pct.	H	A	W	L	Pct.	H	A	N
Virginia 3/10	16	2	.889	9-0	7-2	30	7	.811	15-2	7-4	8-1
Syracuse 14/17	14	4	.778	7-2	7-2	28	6	.824	16-2	8-2	4-2
Duke 8/16	13	5	.722	9-0	4-5	26	9	.743	17-0	4-5	5-4
North Carolina 19/21	13	5	.722	8-1	5-4	24	10	.706	15-3	6-5	3-2
Pittsburgh	11	7	.611	4-5	7-2	26	10	.722	13-5	7-2	6-3
Clemson	10	8	.556	6-3	4-5	23	13	.639	16-3	4-7	3-3
Florida State	9	9	.500	4-5	5-4	22	14	.611	12-5	6-6	4-3
NC State	9	9	.500	5-4	4-5	22	14	.611	13-6	6-6	3-2
Maryland	9	9	.500	7-2	2-7	17	15	.531	12-4	2-8	3-3
<b>Miami</b>	<b>7</b>	<b>11</b>	<b>.389</b>	<b>3-6</b>	<b>4-5</b>	<b>17</b>	<b>16</b>	<b>.515</b>	<b>8-8</b>	<b>7-6</b>	<b>2-2</b>
Georgia Tech	6	12	.333	3-6	3-6	16	17	.485	10-7	5-7	1-3
Wake Forest	6	12	.333	5-4	1-8	17	16	.515	14-4	1-9	2-3
Notre Dame	6	12	.333	5-4	1-8	15	17	.469	13-6	1-9	1-2
Boston College	4	14	.222	1-8	3-6	8	24	.250	4-9	3-11	1-4
Virginia Tech	2	16	.111	1-8	1-8	9	22	.290	8-10	1-8	0-4

AP Ranking followed by ESPN/USA Today Ranking | \* ACC Tournament Champion | \$ Regular Season Champion

^ NCAA Tournament participant | + NIT participant

## 2014 NCAA CHAMPIONSHIP

## #1 Virginia

W Coastal Carolina 70-59

W Memphis 78-60

L Michigan State 59-61

## #3 Syracuse

W Western Michigan 77-53

L Dayton 53-55

## #6 North Carolina

W Providence 79-77

L Iowa State 83-85

## #9 Pittsburgh

W Colorado 77-48

L Florida 45-61

## #12 NC State

W Xavier 74-59

L Saint Louis ot 80-83

## #3 Duke

L Mercer 71-78

## 2014 ACC TOURNAMENT

Greensboro (N.C.) Coliseum

## Wednesday, March 12 (First Round)

#12 Wake Forest d. #13 Notre Dame 81-69

#10 Miami d. #15 Virginia Tech 57-53

#11 Georgia Tech d. #14 Boston Co. 73-70

## Thursday, March 13 (Second Round)

#9 Florida State d. #8 Maryland 67-65

#5 Pittsburgh d. #12 Wake Forest 84-55

#7 NC State d. #10 Miami 67-58

#6 Clemson d. #11 Georgia Tech ot 69-65

## Friday, March 14 (Quarterfinals)

#1 Virginia d. #9 Florida State 64-51

#5 Pittsburgh d. #4 North Carolina 80-75

#7 NC State d. #2 Syracuse 66-63

#3 Duke d. #6 Clemson 63-62

## Saturday, March 15 (Semifinals)

#1 Virginia d. #5 Pittsburgh 51-48

#3 Duke d. #7 NC State 75-67

## Sunday, March 16 (Finals)

#1 Virginia d. #3 Duke 72-63

## 2014 ACC TOURNAMENT TEAMS

## Tournament MVP

Joe Harris, Virginia

## All-ACC Tournament

1st Team: Jabari Parker, Duke; T.J. Warren, NCS; Joe Harris, UVa; Talib Zanna, Pitt; Malcolm Brogdon, UVa.

2nd Team: Anthony Gill, UVa; Akil Mitchell, UVa; Rodney Hood, Duke; Amile Jefferson, Duke; Lamar Patterson, Pitt.

## 2014 NIT

## #1 Florida State

W Florida Gulf Coast 58-53

W Georgetown 101-90

W Louisiana Tech 78-75

L Minnesota ot 64-67

## #3 Clemson

W Georgia State 78-66

W Illinois 50-49

W Belmont 73-68

L SMU 59-65

## ACC AWARDS

## 2014 ACSMA ALL-ACC

## Player of the Year

T.J. Warren, NC State

## Defensive Player of the Year

K.J. McDaniels, Clemson

## Rookie of the Year

Jabari Parker, Duke

## Sixth Man of the Year

Justin Anderson, Virginia

## Most Improved

Marcus Paige, North Carolina

## Coach of the Year

Tony Bennett, Virginia

## First-Team All-ACC

Jabari Parker, Fr., Duke (77)	*231
T.J. Warren, So., NC State (77)	*231
Marcus Paige, So., North Carolina (69)	223
C.J. Fair, Sr., Syracuse (47)	200
K.J. McDaniels, Jr. Clemson (46)	199

## Second-Team All-ACC

Malcolm Brogdon, So., Virginia (35)	170
Lamar Patterson, Sr. Pitt (10)	158
Tyler Ennis, Fr., Syracuse (13)	156
Rodney Hood, Jr., Duke (4)	148
James Michael McAdoo, Jr., UNC (2)	103

## Third-Team All-ACC

Olivier Hanlan, So., Boston College (3)	101
Joe Harris, Sr., Virginia (1)	79

## Rion Brown, Sr., Miami

Dez Wells, Jr., Maryland	45
Daniel Miller, Sr., Georgia Tech	34

## Honorable Mention:

Eric Atkins, Sr., Notre Dame, Talib Zanna, Sr., Pitt, Aaron Thomas, So., Florida State, Akil Mitchell, Sr., Virginia, Jerami Grant, So. Syracuse, Ryan Anderson, Jr., Boston College.

## All-Freshman Team

Tyler Ennis, Syracuse, Jabari Parker, Duke, London Perrantes, Virginia, Kennedy Meeks, North Carolina, Devin Wilson, Virginia Tech

## All-Defensive Team

K.J. McDaniels, Clemson, Daniel Miller, Georgia Tech, Akil Mitchell, Virginia, Tyler Ennis, Syracuse, J.P. Tokoto, North Carolina

\*unanimous

## 2014 COACHES ALL-ACC

## Player of the Year

T.J. Warren, NC State

## Defensive Player of the Year

K.J. McDaniels, Clemson

## Rookie of the Year

Jabari Parker, Duke

## Sixth Man of the Year

Ian Miller, Florida State

## Most Improved

Marcus Paige, North Carolina

## Coach of the Year

Tony Bennett, Virginia

## First-Team All-ACC

Jabari Parker, Fr., Duke*	42
T.J. Warren, So., NC State	41
Marcus Paige, So., North Carolina	40
C.J. Fair, Sr., Syracuse.	39
Malcolm Brogdon, So., Virginia	35

## Second-Team All-ACC

Tyler Ennis, Fr., Syracuse	33
Lamar Patterson, Sr., Pitt	31
Rodney Hood, So., Duke	30
K.J. McDaniels, Jr., Clemson	28
Joe Harris, Sr., Virginia	24

## Third-Team All-ACC

James Michael McAdoo, Jr., UNC	21
Olivier Hanlan, So., Boston College	15

## Dez Wells, Jr., Maryland

Eric Atkins, Sr., Notre Dame	8
<b>Rion Brown, Sr., Miami</b>	<b>8</b>

## Honorable Mention:

Akil Mitchell, Sr., Virginia, Jerami Grant, So., Syracuse, Pat Connaughton, Jr., Notre Dame, Ian Miller, Sr., Florida State, Talib Zanna, Sr., Pitt.

## All-Freshman Team

Jabari Parker, Duke\*, Tyler Ennis, Syracuse\*, London Perrantes, Virginia, Kennedy Meeks, North Carolina, Devin Wilson, Virginia Tech

## All-Defensive Team

K.J. McDaniels, Clemson, Daniel Miller, Georgia Tech, Akil Mitchell, Virginia, Okaro White, Florida State, J.P. Tokoto, North Carolina.

\*unanimous

## ACC PLAYER OF THE WEEK

N11	Trevor Cooney, Syracuse
N18	Olivier Hanlan, BC & Jabari Parker, Duke
N25	Marcus Paige, North Carolina
D2	Lamar Patterson, Pittsburgh
D9	Jarell Eddie, Virginia Tech
D16	Marcus Paige, North Carolina
D23	Aaron Thomas, Florida State
D30	Eric Atkins, Notre Dame
J6	Eric Atkins, Notre Dame
J13	Lamar Patterson, Pittsburgh
J20	Rasheed Suliamon, Duke
J27	Travis McKie, WF & Lamar Patterson, Pitt
F3	C.J. Fair, Syracuse
F10	Jabari Parker, Duke
F17	James Michael McAdoo, North Carolina
F24	Marcus Paige, North Carolina
M3	Marcus Paige, UNC & Malcolm Brogdon, UVA
M10	T.J. Warren, NC State
M17	Joe Harris, Virginia

## ACC ROOKIE OF THE WEEK

N11	Jabari Parker, Duke
N18	Jabari Parker, Duke
N25	Jabari Parker, Duke
D2	Tyler Ennis, Syracuse
D9	Kennedy Meeks, North Carolina
D16	Roddy Peters, Maryland
D23	Jabari Parker, Duke
D30	Tyler Ennis, Syracuse
J6	Steve Vasturia, Notre Dame
J13	Jaron Blossomgame, Clemson
J20	Tyler Ennis, Syracuse
J27	Jabari Parker, Duke
F3	Jabari Parker, Duke & Tyler Ennis, Syracuse
F10	Jabari Parker, Duke
F17	Jabari Parker, Duke
F24	Jabari Parker, Duke
M3	Tyler Ennis, Syracuse
M10	Jabari Parker, Duke

## ACC ACADEMIC HONOR ROLL

Donnavan Kirk





## ACC INDIVIDUAL LEADERS

## ALL GAMES

SCORING	GP	Pts	Avg/G
T.J. Warren-ST	35	871	24.9
Jabari Parker-DU	35	670	19.1
Olivier Hanlan-BC	32	592	18.5
Marcus Paige-NC	34	596	17.5
Lamar Patterson-UP	36	616	17.1
K.J. McDaniels-CU	36	614	17.1
C.J. Fair-SU	34	561	16.5
Rodney Hood-DU	35	562	16.1
<b>Rion Brown-UM</b>	<b>33</b>	<b>513</b>	<b>15.5</b>
Dez Wells-MD	32	477	14.9
Aaron Thomas-FS	36	522	14.5
Ryan Anderson-BC	32	458	14.3
James Michael McAdoo-NC	34	484	14.2
Eric Atkins-ND	32	444	13.9
Pat Connaughton-ND	32	441	13.8
Ian Miller-FS	33	453	13.7
Okaro White-FS	36	490	13.6
Garrick Sherman-ND	31	419	13.5
Trae Golden-GT	31	411	13.3
Jarell Eddie-VT	31	411	13.3

REBOUNDS	G	REB	PG
Jabari Parker-DU	35	306	8.7
Talib Zanna-UP	35	300	8.6
Daniel Miller-GT	33	258	7.8
Devin Thomas-WF	33	249	7.5
Garrick Sherman-ND	31	225	7.3
Ryan Anderson-BC	32	232	7.3
T.J. Warren-ST	35	250	7.1
Pat Connaughton-ND	32	227	7.1
K.J. McDaniels-CU	36	255	7.1
Akil Mitchell-VA	37	259	7
Amile Jefferson-DU	35	240	6.9
Jerami Grant-SU	32	217	6.8
James Michael McAdoo-NC	34	230	6.8
Okaro White-FS	36	243	6.8
C.J. Fair-SU	34	219	6.4
Charles Mitchell-MD	32	203	6.3
Landry Nnoko-CU	35	217	6.2
Brice Johnson-NC	34	209	6.1
Kennedy Meeks-NC	34	207	6.1
Evan Smotrycz-MD	31	186	6

FIELD GOAL%	G	FG-A	Pct
T.J. Warren-ST	35	342-652	0.525
Garrick Sherman-ND	31	173-342	0.506
Jabari Parker-DU	35	236-499	0.473
Rodney Hood-DU	35	191-412	0.464
K.J. McDaniels-CU	36	209-455	0.459
James Michael McAdoo-NC	34	173-378	0.458
Olivier Hanlan-BC	32	173-387	0.447
Lamar Patterson-UP	36	202-458	0.441
Marcus Paige-NC	34	191-434	0.44
<b>Rion Brown-UM</b>	<b>33</b>	<b>174-403</b>	<b>0.432</b>

ASSISTS	G	Ast	Avg/G
Tyler Ennis-SU	34	188	5.53
Eric Atkins-ND	32	156	4.88
Devin Wilson-VT	31	148	4.77
Quinn Cook-DU	35	153	4.37
Lamar Patterson-UP	36	154	4.28
Marcus Paige-NC	34	143	4.21
Codi Miller-McIntyre-WF	32	134	4.19
James Robinson-UP	36	148	4.11
Rod Hall-CU	36	143	3.97
London Perrantes-VA	37	140	3.78

FREE THROW%	G	FTM-A	Pct
Marcus Paige-NC	34	128-146	0.877
Malcolm Brogdon-VA	37	126-144	0.875
Ian Miller-FS	33	96-110	0.873
K.J. McDaniels-CU	36	154-183	0.842
Dez Wells-MD	32	152-186	0.817
Olivier Hanlan-BC	32	185-228	0.811
Travis McKie-WF	33	106-131	0.809
Aaron Thomas-FS	36	139-172	0.808
Rodney Hood-DU	35	109-135	0.807
Okaro White-FS	36	134-168	0.798

STEALS	G	Steals	PG
Tyler Ennis-SU	34	72	2.12
Trevor Cooney-SU	34	64	1.88
Cameron Wright-UP	36	66	1.83
T.J. Warren-ST	35	63	1.8
J.P. Tokoto-NC	34	55	1.62
Aaron Thomas-FS	36	57	1.58
Marcus Paige-NC	34	51	1.5
James Robinson-UP	36	53	1.47
Lamar Patterson-UP	36	51	1.42
Quinn Cook-DU	35	47	1.34

3-PT FG%	G	3FG-A	Pct
Rodney Hood-DU	35	71-169	0.42
Coron Williams-WF	33	71-176	0.403
Marcus Paige-NC	34	86-221	0.389
Lamar Patterson-UP	36	80-206	0.388
Pat Connaughton-ND	32	76-201	0.378
Jarell Eddie-VT	31	80-213	0.376
Trevor Cooney-SU	34	90-240	0.375
Ralston Turner-ST	36	77-207	0.372

3-PT PG	G	3FG	PG
Trevor Cooney-SU	34	90	2.65
Jarell Eddie-VT	31	80	2.58
Marcus Paige-NC	34	86	2.53
Pat Connaughton-ND	32	76	2.38
Lamar Patterson-UP	36	80	2.22
Coron Williams-WF	33	71	2.15
Ralston Turner-ST	36	77	2.14
Rodney Hood-DU	35	71	2.03
Ian Miller-FS	33	65	1.97
Joe Harris-VA	37	72	1.95

BLOCKED SHOTS	G	Blocks	PG
K.J. McDaniels-CU	36	100	2.78
Daniel Miller-GT	33	80	2.42
Landry Nnoko-CU	35	69	1.97
Rakeem Christmas-SU	34	66	1.94
Boris Bojanovsky-FS	36	67	1.86
Joey van Zegeren-VT	31	53	1.71
<b>Donnavan Kirk-UM</b>	<b>31</b>	<b>46</b>	<b>1.48</b>
Jordan Vandenberg-ST	32	45	1.41
BeeJay Anya-ST	33	46	1.39
Andre Washington-WF	29	39	1.34

AST/TO RATIO	Ast	Turn	Ratio
James Robinson-UP	148	36	4.11
Tyler Lewis-ST	135	38	3.55
London Perrantes-VA	140	40	3.5
Tyler Ennis-SU	188	58	3.24
Quinn Cook-DU	153	57	2.68
Eric Atkins-ND	156	61	2.56
Codi Miller-McIntyre-WF	134	64	2.09
Anthony Barber-ST	126	62	2.03
Rod Hall-CU	143	72	1.99
Marcus Paige-NC	143	73	1.96

OFFENSIVE REB	G	No.	PG
Talib Zanna-UP	35	115	3.29
T.J. Warren-ST	35	113	3.23
Jabari Parker-DU	35	105	3
Amile Jefferson-DU	35	101	2.89
Garrick Sherman-ND	31	83	2.68
James Michael McAdoo-NC	34	90	2.65
Charles Mitchell-MD	32	82	2.56
Daniel Miller-GT	33	83	2.52
Jerami Grant-SU	32	78	2.44
K.J. McDaniels-CU	36	86	2.39

MINUTES	G	Min.	PG
Eric Atkins-ND	32	1211	37.84
C.J. Fair-SU	34	1284	37.76
Pat Connaughton-ND	32	1190	37.19
Olivier Hanlan-BC	32	1160	36.25
Tyler Ennis-SU	34	1215	35.74
Marcus Paige-NC	34	1211	35.62
T.J. Warren-ST	35	1238	35.37
<b>Rion Brown-UM</b>	<b>33</b>	<b>1166</b>	<b>35.33</b>
Devin Wilson-VT	31	1081	34.87
K.J. McDaniels-CU	36	1212	33.67

## ACC GAMES ONLY

SCORING	G	Pts	Avg
T.J. Warren-ST	17	434	25.5
Olivier Hanlan-BC	18	331	18.4
Lamar Patterson-UP	18	328	18.2
Jabari Parker-DU	18	317	17.6
K.J. McDaniels-CU	18	314	17.4
C.J. Fair-SU	18	298	16.6
Marcus Paige-NC	18	292	16.2
<b>Rion Brown-UM</b>	<b>18</b>	<b>290</b>	<b>16.1</b>
Rodney Hood-DU	18	288	16
Dez Wells-MD	18	278	15.4
Aaron Thomas-FS	18	268	14.9
Malcolm Brogdon-VA	18	267	14.8
Eric Atkins-ND	18	260	14.4
Pat Connaughton-ND	18	250	13.9
James Michael McAdoo-NC	18	248	13.8
Okaro White-FS	18	246	13.7
Seth Allen-MD	17	229	13.5
Ian Miller-FS	16	215	13.4
Talib Zanna-UP	18	233	12.9
Garrick Sherman-ND	17	219	12.9

REBOUNDS	G	REB	PG
Jabari Parker-DU	18	176	9.8
Talib Zanna-UP	18	160	8.9
Akil Mitchell-VA	18	142	7.9
Daniel Miller-GT	18	138	7.7
K.J. McDaniels-CU	18	134	7.4
Jerami Grant-SU	17	125	7.4
Amile Jefferson-DU	18	130	7.2
James Michael McAdoo-NC	18	129	7.2
Garrick Sherman-ND	17	121	7.1
Pat Connaughton-ND	18	128	7.1
Ryan Anderson-BC	18	127	7.1
C.J. Fair-SU	18	121	6.7
Okaro White-FS	18	119	6.6
T.J. Warren-ST	17	111	6.5
Charles Mitchell-MD	18	117	6.5
Devin Thomas-WF	18	112	6.2
<b>Tonye Jekiri-UM</b>	<b>18</b>	<b>110</b>	<b>6.1</b>
Rakeem Christmas-SU	18	109	6.1
Kennedy Meeks-NC	18	108	6
J.P. Tokoto-NC	18	108	6

FIELD GOAL %	G	FG-A	Pct
T.J. Warren-ST	17	167-318	0.525
Garrick Sherman-ND	17	95-193	0.492
James Michael McAdoo-NC	18	94-198	0.475
Olivier Hanlan-BC	18	99-215	0.46
Jabari Parker-DU	18	107-236	0.453
Rodney Hood-DU	18	102-226	0.451
<b>Rion Brown-UM</b>	<b>18</b>	<b>100-2250.444</b>	
K.J. McDaniels-CU	18	107-243	0.44
Marcus Paige-NC	18	96-221	0.434
C.J. Fair-SU	18	117-274	0.427

ASSISTS	G	Ast	Avg/G
Tyler Ennis-SU	18	102	5.67
Eric Atkins-ND	18	91	5.06
Marcus Paige-NC	18	86	4.78
Devin Wilson-VT	18	80	4.44
Lamar Patterson-UP	18	80	4.44
Codi Miller-McIntyre-WF	17	72	4.24
London Perrantes-VA	18	76	4.22
Rod Hall-CU	18	75	4.17
James Robinson-UP	18	69	3.83
Tyler Lewis-ST	18	66	3.67

FREE THROW %	G	FTM-A	Pct
Malcolm Brogdon-VA	18	71-80	0.888
Aaron Thomas-FS	18	77-88	0.875
Tyler Cavanaugh-WF	18	60-71	0.845
Dez Wells-MD	18	101-121	0.835
K.J. McDaniels-CU	18	80-97	0.825
Marcus Paige-NC	18	56-68	0.824
Olivier Hanlan-BC	18	99-121	0.818
Rasheed Sulaimon-DU	18	60-74	0.811
Travis McKie-WF	18	66-83	0.795
Okaro White-FS	18	71-92	0.772

STEALS	G	Steals	PG
<b>T.J. Warren-ST</b>	<b>17</b>	<b>32</b>	<b>1.88</b>
J.P. Tokoto-NC	18	30	1.67
James Robinson-UP	18	30	1.67
Tyler Ennis-SU	18	30	1.67
Trevor Cooney-SU	18	30	1.67
Marcus Paige-NC	18	28	1.56
Tyler Thornton-DU	18	28	1.56
Cameron Wright-UP	18	27	1.5
Lamar Patterson-UP	18	26	1.44
Daniel Miller-GT	18	24	1.33

3-POINT FG MADE	G	3FG	Avg/G
Lamar Patterson-UP	18	44	2.44
Marcus Paige-NC	18	44	2.44
Rodney Hood-DU	18	44	2.44
Ian Miller-FS	16	38	2.38
Seth Allen-MD	17	40	2.35
Trevor Cooney-SU	18	42	2.33
Pat Connaughton-ND	18	41	2.28
Lonnie Jackson-BC	18	40	2.22
<b>Rion Brown-UM</b>	<b>18</b>	<b>40</b>	<b>2.22</b>
Joe Harris-VA	18	40	2.22

BLOCKED SHOTS	G	Blocks	PG
Daniel Miller-GT	18	51	2.83
K.J. McDaniels-CU	18	47	2.61
Rakeem Christmas-SU	18	42	2.33
Boris Bojanovsky-FS	18	34	1.89
Joey van Zegeren-VT	18	30	1.67
Landry Nnoko-CU	17	27	1.59
Jabari Parker-DU	18	25	1.39
BeeJay Anya-ST	18	21	1.17
Mike Tobey-VA	18	20	1.11
Brice Johnson-NC	18	19	1.06

ASSIST/TO	Ast	Turn	Ratio
London Perrantes-VA	76	17	4.47
Tyler Lewis-ST	66	15	4.4
James Robinson-UP	69	20	3.45
Malcolm Brogdon-VA	58	17	3.41
Tyler Ennis-SU	102	39	2.62
Eric Atkins-ND	91	36	2.53
Pat Connaughton-ND	59	24	2.46
Joe Rahon-BC	65	28	2.32
Marcus Paige-NC	86	39	2.21
Rasheed Sulaimon-DU	57	26	2.19

OFFENSIVE REB	G	No.	PG
Jabari Parker-DU	18	68	3.78
Talib Zanna-UP	18	65	3.61
T.J. Warren-ST	17	53	3.12
Amile Jefferson-DU	18	55	3.06
James Michael McAdoo-NC	18	55	3.06
Baye Moussa Keita-SU	16	46	2.88
Garrick Sherman-ND	17	48	2.82
K.J. McDaniels-CU	18	50	2.78
Kennedy Meeks-NC	18	47	2.61
Ryan Anderson-BC	18	47	2.61

MINUTES PLAYED	G	Min.	PG
C.J. Fair-SU	18	710	39.44
Erie Atkins-ND	18	706	39.22
Pat Connaughton-ND	18	702	39.39
Tyler Ennis-SU	18	684	38
Devin Wilson-VT	18	665	36.94
Oliver Hanlan-BC	18	655	36.39
K.J. McDaniels-CU	18	645	35.83
Marcus Paige-NC	18	645	35.83
<b>Rion Brown-UM</b>	<b>18</b>	<b>640</b>	<b>35.56</b>
T.J. Warren-ST	17	597	35.12



# CONFERENCE TEAM LEADERS - ALL GAMES

SCORING OFF.	G	W-L	Pts	PG
Duke	35	26-9	2745	78.4
North Carolina	34	24-10	2604	76.6
Notre Dame	32	15-17	2303	72
Pittsburgh	36	26-10	2586	71.8
NC State	36	22-14	2561	71.1
Florida State	36	22-14	2554	70.9
Maryland	32	17-15	2270	70.9
Wake Forest	33	17-16	2300	69.7
Boston College	32	24-8	2197	68.7
Syracuse	34	28-6	2311	68
Georgia Tech	33	16-17	2200	66.7
Virginia	37	30-7	2449	66.2
Clemson	36	23-13	2287	63.5
Virginia Tech	31	22-9	1950	62.9
<b>Miami</b>	<b>33</b>	<b>17-16</b>	<b>2029</b>	<b>61.5</b>

SCORING DEF.	G	Pts	PG
Virginia	37	2060	55.7
Clemson	36	2103	58.4
Syracuse	34	2012	59.2
<b>Miami</b>	<b>33</b>	<b>1964</b>	<b>59.5</b>
Pittsburgh	36	2229	61.9
Florida State	36	2392	66.4
Georgia Tech	33	2204	66.8
Virginia Tech	31	2077	67
Duke	35	2359	67.4
Maryland	32	2166	67.7
NC State	36	2504	69.6
North Carolina	34	2372	69.8
Notre Dame	32	2258	70.6
Wake Forest	33	2341	70.9
Boston College	32	2354	73.6

SCORING MAR.	G	OFF	DEF	Mar.
Duke	35	78.4	67.4	11
Virginia	37	66.2	55.7	10.5
Pittsburgh	36	71.8	61.9	9.9
Syracuse	34	68	59.2	8.8
North Carolina	34	76.6	69.8	6.8
Clemson	36	63.5	58.4	5.1
Florida State	36	70.9	66.4	4.5
Maryland	32	70.9	67.7	3.2
<b>Miami</b>	<b>33</b>	<b>61.5</b>	<b>59.5</b>	<b>2</b>
NC State	36	71.1	69.6	1.6
Notre Dame	32	72	70.6	1.4
Georgia Tech	33	66.7	66.8	-0.1
Wake Forest	33	69.7	70.9	-1.2
Virginia Tech	31	62.9	67	-4.1
Boston College	32	68.7	73.6	-4.9

FT PCT	G	FTM	FTA	Pct
Clemson	36	505	679	0.744
Boston College	32	518	699	0.741
Duke	35	571	783	0.729
Florida State	36	617	855	0.722
Notre Dame	32	397	553	0.718
Pittsburgh	36	613	861	0.712
Syracuse	34	506	715	0.708
<b>Miami</b>	<b>33</b>	<b>419</b>	<b>610</b>	<b>0.687</b>
Georgia Tech	33	435	636	0.684
Maryland	32	460	677	0.679
Virginia	37	533	792	0.673
NC State	36	501	762	0.657
Wake Forest	33	566	871	0.65
Virginia Tech	31	405	625	0.648
North Carolina	34	552	882	0.626

FG PCT	G	FG	FGA	Pct
Florida State	36	873	1873	0.466
North Carolina	34	953	2057	0.463
NC State	36	950	2060	0.461
Pittsburgh	36	895	1944	0.46
Duke	35	929	2020	0.46
Notre Dame	32	839	1842	0.455
Virginia	37	855	1884	0.454
Wake Forest	33	784	1740	0.451
Boston College	32	716	1606	0.446
Syracuse	34	819	1873	0.437
Georgia Tech	33	796	1847	0.431
Maryland	32	792	1844	0.43
Clemson	36	796	1879	0.424
<b>Miami</b>	<b>33</b>	<b>712</b>	<b>1690</b>	<b>0.421</b>
Virginia Tech	31	665	1639	0.406

FG PCT DEF.	G	FG	FGA	Pct
Virginia	37	727	1875	0.388
Clemson	36	778	1970	0.395
Florida State	36	824	2065	0.399
Virginia Tech	31	721	1787	0.403
<b>Miami</b>	<b>33</b>	<b>695</b>	<b>1713</b>	<b>0.406</b>
Syracuse	34	685	1669	0.41
Pittsburgh	36	771	1872	0.412
North Carolina	34	810	1949	0.416
Maryland	32	735	1761	0.417
Georgia Tech	33	761	1815	0.419
NC State	36	851	1997	0.426
Wake Forest	33	819	1920	0.427
Notre Dame	32	802	1780	0.451
Duke	35	848	1860	0.456
Boston College	32	824	1770	0.466

3-PT FG PCT	G	FG	FGA	Pct
Duke	35	316	801	0.395
Florida State	36	191	502	0.38
Virginia	37	206	559	0.369
Virginia Tech	31	215	596	0.361
Notre Dame	32	228	637	0.358
Boston College	32	247	702	0.352
Pittsburgh	36	183	522	0.351
Maryland	32	226	660	0.342
North Carolina	34	146	434	0.336
Syracuse	34	167	505	0.331
Wake Forest	33	166	504	0.329
<b>Miami</b>	<b>33</b>	<b>186</b>	<b>576</b>	<b>0.323</b>
Georgia Tech	33	173	549	0.315
Clemson	36	190	613	0.31
NC State	36	160	525	0.305

3-PT FG% DEF	G	FG	FGA	Pct
Clemson	36	172	603	0.285
Duke	35	138	449	0.307
Wake Forest	33	187	596	0.314
North Carolina	34	211	665	0.317
NC State	36	196	611	0.321
Virginia	37	203	629	0.323
Virginia Tech	31	236	723	0.326
Pittsburgh	36	205	628	0.326
Florida State	36	228	694	0.329
Georgia Tech	33	197	594	0.332
Maryland	32	194	569	0.341
Syracuse	34	233	676	0.345
<b>Miami</b>	<b>33</b>	<b>221</b>	<b>622</b>	<b>0.355</b>
Boston College	32	182	493	0.369
Notre Dame	32	225	584	0.385

REB. MARGIN	G	Own	Opp	Mar
Virginia	37	1312	1085	6.1
Pittsburgh	36	1291	1079	5.9
North Carolina	34	1350	1179	5
Syracuse	34	1200	1072	3.8
Maryland	32	1200	1094	3.3
Georgia Tech	33	1187	1097	2.7
Virginia Tech	31	1138	1059	2.5
<b>Miami</b>	<b>33</b>	<b>1140</b>	<b>1058</b>	<b>2.5</b>
Duke	35	1207	1137	2
Clemson	36	1269	1200	1.9
Notre Dame	32	1081	1044	1.2
Florida State	36	1256	1216	1.1
NC State	36	1239	1266	-0.8
Wake Forest	33	1143	1187	-1.3
Boston College	32	951	1068	-3.7

BLOCKS	G	Blocks	PG
Clemson	36	221	6.14
Florida State	36	191	5.31
Syracuse	34	171	5.03
North Carolina	34	161	4.74
Virginia Tech	31	141	4.55
Maryland	32	139	4.34
Georgia Tech	33	140	4.24
NC State	36	149	4.14
Virginia	37	150	4.05
Wake Forest	33	132	4
<b>Miami</b>	<b>33</b>	<b>124</b>	<b>3.76</b>
Notre Dame	32	97	3.03
Duke	35	105	3
Pittsburgh	36	107	2.97
Boston College	32	86	2.69

ASSISTS	G	Assists	PG
Pittsburgh	36	563	15.64
North Carolina	34	523	15.38
Notre Dame	32	484	15.13
Duke	35	509	14.54
Wake Forest	33	440	13.33
Georgia Tech	33	434	13.15
Virginia	37	484	13.08
NC State	36	466	12.94
Boston College	32	398	12.44
Syracuse	34	402	11.82
Maryland	32	374	11.69
Virginia Tech	31	338	10.9
Florida State	36	385	10.69
Clemson	36	383	10.64
<b>Miami</b>	<b>33</b>	<b>346</b>	<b>10.48</b>

STEALS	G	Steals	PG
Syracuse	34	271	7.97
North Carolina	34	249	7.32
Pittsburgh	36	254	7.06
Duke	35	244	6.97
Maryland	32	202	6.31
Florida State	36	213	5.92
Notre Dame	32	187	5.84
Wake Forest	33	181	5.48
Virginia	37	193	5.22
Georgia Tech	33	171	5.18
<b>Miami</b>	<b>33</b>	<b>161</b>	<b>4.88</b>
NC State	36	173	4.81
Clemson	36	168	4.67
Boston College	32	140	4.38
Virginia Tech	31	101	3.26

TO MARGIN	G	Team	Opp	Mar.
Syracuse	34	9	13.4	4.38
Duke	35	9.5	12.1	2.6
Pittsburgh	36	10.4	12.2	1.86
North Carolina	34	11.9	13.6	1.65
Virginia	37	10	11.2	1.16
NC State	36	10.4	11.5	1.08
Notre Dame	32	10.3	11	0.62
Maryland	32	12.8	12.8	0.06
<b>Miami</b>	<b>33</b>	<b>10.2</b>	<b>9.7</b>	<b>-0.48</b>
Clemson	36	11.1	10.6	-0.58
Wake Forest	33	12.4	11.3	-1.09
Florida State	36	14.2	12.6	-1.64
Boston College	32	11.2	9.5	-1.72
Georgia Tech	33	12.1	10.1	-1.97
Virginia Tech	31	12.6	8.4	-4.26

AST/TO RATIO	G	Ast	TO	Ratio
Duke	35	509	334	1.52
Pittsburgh	36	563	373	1.51
Notre Dame	32	484	331	1.46
Syracuse	34	402	306	1.31
Virginia	37	484	370	1.31
North Carolina	34	523	406	1.29
NC State	36	466	375	1.24
Boston College	32	398	358	1.11
Georgia Tech	33	434	399	1.09
Wake Forest	33	440	410	1.07
<b>Miami</b>	<b>33</b>	<b>346</b>	<b>335</b>	<b>1.03</b>
Clemson	36	383	401	0.96
Maryland	32	374	408	0.92
Virginia Tech	31	338	392	0.86
Florida State	36	385	512	0.75

3-PT / GAME	G	3FG	PG
Duke	35	316	9.03
Boston College	32	247	7.72
Notre Dame	32	228	7.13
Maryland	32	226	7.06
Virginia Tech	31	215	6.94
<b>Miami</b>	<b>33</b>	<b>186</b>	<b>5.64</b>
Virginia	37	206	5.57
Florida State	36	191	5.31
Clemson	36	190	5.28
Georgia Tech	33	173	5.24
Pittsburgh	36	183	5.08
Wake Forest	33	166	5.03
Syracuse	34	167	4.91
NC State	36	160	4.44
North Carolina	34	146	4.29



## CONFERENCE TEAM LEADERS - ACC GAMES ONLY

SCORING OFFENSE	G	W-L	Pts	Avg
Duke	18	13-5	1365	75.8
North Carolina	18	13-5	1326	73.7
Maryland	18	9-9	1252	69.6
Pittsburgh	18	7-11	1252	69.6
NC State	18	9-9	1228	68.2
Virginia	18	16-2	1213	67.4
Florida State	18	9-9	1211	67.3
Boston College	18	14-4	1197	66.5
Notre Dame	18	12-6	1193	66.3
Wake Forest	18	12-6	1181	65.6
Syracuse	18	14-4	1128	62.7
Georgia Tech	18	12-6	1126	62.6
Clemson	18	8-10	1066	59.2
<b>Miami</b>	<b>18</b>	<b>11-7</b>	<b>1065</b>	<b>59.2</b>
Virginia Tech	18	16-2	996	55.3

SCORING DEFENSE	G	Pts	Avg/G
Virginia	18	981	54.5
Syracuse	18	1045	58.1
<b>Miami</b>	<b>18</b>	<b>1072</b>	<b>59.6</b>
Clemson	18	1094	60.8
Pittsburgh	18	1177	65.4
Virginia Tech	18	1181	65.6
Duke	18	1185	65.8
Florida State	18	1206	67
Georgia Tech	18	1220	67.8
Maryland	18	1236	68.7
North Carolina	18	1239	68.8
Notre Dame	18	1265	70.3
Boston College	18	1287	71.5
NC State	18	1293	71.8
Wake Forest	18	1318	73.2

SCORING MARGIN	G	OFF	DEF	Mar.
Virginia	18	67.4	54.5	12.9
Duke	18	75.8	65.8	10
North Carolina	18	73.7	68.8	4.8
Syracuse	18	62.7	58.1	4.6
Pittsburgh	18	69.6	65.4	4.2
Maryland	18	69.6	68.7	0.9
Florida State	18	67.3	67	0.3
<b>Miami</b>	<b>18</b>	<b>59.2</b>	<b>59.6</b>	<b>-0.4</b>
Clemson	18	59.2	60.8	-1.6
NC State	18	68.2	71.8	-3.6
Notre Dame	18	66.3	70.3	-4
Boston College	18	66.5	71.5	-5
Georgia Tech	18	62.6	67.8	-5.2
Wake Forest	18	65.6	73.2	-7.6
Virginia Tech	18	55.3	65.6	-10.3

FREE THROW PCT	G	FTM	FTA	Pct
Duke	18	287	388	0.74
Florida State	18	292	397	0.736
Boston College	18	265	372	0.712
Syracuse	18	230	323	0.712
Clemson	18	243	343	0.708
Pittsburgh	18	325	461	0.705
Maryland	18	254	362	0.702
Georgia Tech	18	201	302	0.666
Virginia	18	252	379	0.665
NC State	18	262	395	0.663
Notre Dame	18	169	255	0.663
Wake Forest	18	304	459	0.662
<b>Miami</b>	<b>18</b>	<b>221</b>	<b>340</b>	<b>0.65</b>
North Carolina	18	256	410	0.624
Virginia Tech	18	202	330	0.612

FIELD GOAL PCT	G	FG	FGA	Pct
North Carolina	18	493	1077	0.458
Virginia	18	427	939	0.455
Wake Forest	18	397	882	0.45
Florida State	18	407	906	0.449
Boston College	18	392	877	0.447
Pittsburgh	18	416	934	0.445
Notre Dame	18	450	1014	0.444
Duke	18	455	1038	0.438
NC State	18	442	1009	0.438
Georgia Tech	18	413	967	0.427
Maryland	18	434	1028	0.422
Syracuse	18	408	981	0.416
<b>Miami</b>	<b>18</b>	<b>372</b>	<b>903</b>	<b>0.412</b>
Clemson	18	367	914	0.402
Virginia Tech	18	344	924	0.372

FIELD GOAL% DEF.	G	FG	FGA	Pct
Virginia	18	340	879	0.387
<b>Miami</b>	<b>18</b>	<b>373</b>	<b>917</b>	<b>0.407</b>
Syracuse	18	359	880	0.408
Florida State	18	419	1014	0.413
Virginia Tech	18	414	990	0.418
Pittsburgh	18	394	922	0.427
Maryland	18	419	980	0.428
Clemson	18	403	937	0.43
North Carolina	18	434	1007	0.431
NC State	18	439	996	0.441
Georgia Tech	18	434	972	0.447
Wake Forest	18	456	1017	0.448
Notre Dame	18	449	987	0.455
Duke	18	431	936	0.46
Boston College	18	453	959	0.472

3-POINT FG PCT	G	FG	FGA	Pct
Florida State	18	105	264	0.398
Virginia	18	107	271	0.395
Boston College	18	148	385	0.384
Duke	18	168	440	0.382
Pittsburgh	18	95	251	0.378
Notre Dame	18	124	367	0.338
North Carolina	18	84	251	0.335
Georgia Tech	18	99	297	0.333
Maryland	18	130	396	0.328
<b>Miami</b>	<b>18</b>	<b>100</b>	<b>309</b>	<b>0.324</b>
Syracuse	18	82	259	0.317
Wake Forest	18	83	263	0.316
Virginia Tech	18	106	345	0.307
NC State	18	82	269	0.305
Clemson	18	89	303	0.294

3-POINT FG% DEF.	G	FG	FGA	Pct
Virginia	18	90	299	0.301
North Carolina	18	102	327	0.312
Clemson	18	90	283	0.318
Maryland	18	105	317	0.331
Florida State	18	116	347	0.334
Wake Forest	18	106	317	0.334
Virginia Tech	18	141	414	0.341
Duke	18	67	194	0.345
Georgia Tech	18	102	295	0.346
NC State	18	101	289	0.349
Pittsburgh	18	115	326	0.353
Syracuse	18	120	336	0.357
<b>Miami</b>	<b>18</b>	<b>122</b>	<b>341</b>	<b>0.358</b>
Notre Dame	18	120	313	0.383
Boston College	18	105	272	0.386

REBOUND MARGIN	G	Own	Opp	Mar.
North Carolina	18	38.9	33.8	5.2
Virginia	18	34.7	29.6	5.1
Pittsburgh	18	34.2	30.7	3.4
Syracuse	18	35	32.4	2.6
Duke	18	34.3	33.2	1.2
Maryland	18	35.9	35.1	0.9
<b>Miami</b>	<b>18</b>	<b>33.3</b>	<b>32.8</b>	<b>0.6</b>
Virginia Tech	18	34.4	34.6	-0.2
Clemson	18	32.8	33.2	-0.3
Georgia Tech	18	32.4	33.1	-0.7
Notre Dame	18	32.4	33.6	-1.2
Florida State	18	32.3	34.4	-2.1
NC State	18	33.7	36.2	-2.4
Boston College	18	28.6	32.7	-4.1
Wake Forest	18	29.1	36.9	-7.8

BLOCKED SHOTS	G	Blks	Avg/G
Clemson	18	89	4.94
Syracuse	18	88	4.89
Florida State	18	86	4.78
North Carolina	18	75	4.17
Georgia Tech	18	69	3.83
Maryland	18	69	3.83
NC State	18	67	3.72
Virginia Tech	18	67	3.72
Virginia	18	64	3.56
Wake Forest	18	59	3.28
<b>Miami</b>	<b>18</b>	<b>57</b>	<b>3.17</b>
Duke	18	56	3.11
Pittsburgh	18	50	2.78
Boston College	18	47	2.61
Notre Dame	18	43	2.39

ASSISTS	G	Ast	Avg/G
North Carolina	18	282	15.67
Pittsburgh	18	265	14.72
Virginia	18	252	14
Duke	18	243	13.5
Notre Dame	18	237	13.17
Wake Forest	18	229	12.72
Georgia Tech	18	221	12.28
Boston College	18	221	12.28
NC State	18	211	11.72
Maryland	18	200	11.11
Syracuse	18	189	10.5
<b>Miami</b>	<b>18</b>	<b>172</b>	<b>9.56</b>
Florida State	18	170	9.44
Virginia Tech	18	170	9.44
Clemson	18	167	9.28

STEALS	G	Steals	Avg/G
Duke	18	127	7.06
Pittsburgh	18	125	6.94
North Carolina	18	122	6.78
Syracuse	18	120	6.67
Maryland	18	110	6.11
Wake Forest	18	103	5.72
Virginia	18	94	5.22
Boston College	18	86	4.78
Notre Dame	18	85	4.72
NC State	18	83	4.61
Florida State	18	82	4.56
Georgia Tech	18	80	4.44
Clemson	18	77	4.28
<b>Miami</b>	<b>18</b>	<b>77</b>	<b>4.28</b>
Virginia Tech	18	68	3.78

TURNOVER MARGIN	G	OWN	OPP	Mar
Syracuse	18	8	11.3	3.28
Virginia	18	8.3	11.3	3
Duke	18	9.3	12	2.72
Pittsburgh	18	11.1	12.1	1
North Carolina	18	11.6	12.4	0.83
NC State	18	11.1	11.2	0.17
Maryland	18	12	11.9	-0.11
<b>Miami</b>	<b>18</b>	<b>9.5</b>	<b>9.2</b>	<b>-0.33</b>
Clemson	18	11.2	10.8	-0.39
Notre Dame	18	10.4	9.6	-0.78
Wake Forest	18	12.4	11.5	-0.89
Boston College	18	10.2	9.3	-0.89
Florida State	18	12.4	10.8	-1.61
Georgia Tech	18	11.5	9.1	-2.39
Virginia Tech	18	11.8	8.2	-3.61

ASSIST/TO RATIO	G	Asst	TO	Ratio
Virginia	18	252	150	1.68
Duke	18	243	167	1.46
North Carolina	18	282	208	1.36
Pittsburgh	18	265	199	1.33
Syracuse	18	189	144	1.31
Notre Dame	18	237	187	1.27
Boston College	18	221	184	1.2
Georgia Tech	18	221	207	1.07
NC State	18	211	199	1.06
Wake Forest	18	229	223	1.03
<b>Miami</b>	<b>18</b>	<b>172</b>	<b>171</b>	<b>1.01</b>
Maryland	18	200	216	0.93
Clemson	18	167	201	0.83
Virginia Tech	18	170	213	0.8
Florida State	18	170	224	0.76

3-POINT FG MADE	G	3FG	Avg/G
Duke	18	168	9.33
Boston College	18	148	8.22
Maryland	18	130	7.22
Notre Dame	18	124	6.89
Virginia	18	107	5.94
Virginia Tech	18	106	5.89
Florida State	18	105	5.83
<b>Miami</b>	<b>18</b>	<b>100</b>	<b>5.56</b>
Georgia Tech	18	99	5.5
Pittsburgh	18	95	5.28
Clemson	18	89	4.94
North Carolina	18	84	4.67
Wake Forest	18	83	4.61
NC State	18	82	4.56
Syracuse	18	82	4.56

## Miami 84, Florida Tech 55 10-30-13

Exhibition  
BankUnited Center

Florida Tech 0-0		tot-fg 3-pt		rebounds		of de tot pf tp		a to b s min							
#	Player	fg	fga	ft	fta	of	de	tot	pf	tp	a	b	s	min	
03	CAYER, Chris	* 2	3	1	3	6	0	1	2	20	3	0	1	28	
04	JACKSON, Jermaine	* 4	14	0	4	1	0	3	3	9	4	3	1	22	
11	JOHNSON, Akem	* 1	8	0	3	0	3	4	7	1	2	2	1	2	
41	USIC, David	* 1	4	0	1	0	2	1	3	4	2	0	1	00	
42	STAHL, Cameron	* 3	5	0	0	0	1	6	7	2	6	1	0	34	
02	BOOTH, Robert	0	1	0	0	0	2	2	2	1	0	1	0	12	
05	JACKSON, Corbin	6	11	0	1	0	2	1	3	5	12	0	3	19	
10	BOLHUIS, Kevin	0	0	0	0	0	1	0	1	0	0	0	0	3	
12	MEADEN, George	0	0	0	0	0	0	0	0	0	0	0	0	0	
14	DIVAC, Matia	1	1	0	0	0	0	0	0	2	0	0	0	1	
15	STAHL, Nick	0	2	0	1	0	1	0	1	0	2	1	0	4	
22	SPENCE, Isaac	0	0	0	0	0	0	0	0	0	0	0	0	0	
24	POPE, Derick	1	2	0	1	0	0	2	2	2	0	2	0	17	
25	FISCHER, Max	0	0	0	0	0	0	0	0	0	0	0	0	1	
55	BONJONIA, Berkley	0	0	0	0	0	0	0	0	0	0	0	0	1	
TEAM						2	3	3							
Totals			24	69	3	22	4	7	12	21	33	19	55	200	
TOTAL FG%		1st Half:	8-35 22.9%				2nd Half:		16-34 47.1%				Game: 34.8%		
3-Pt. FG%		1st Half:	1-11 9.1%				2nd Half:		1-18 5.6%				Game: 13.6%		
F Throw %		1st Half:	1-1 100%				2nd Half:		3-6 50.0%				Game: 57.1%		

Miami 0-0		tot-fg 3-pt				rebounds								
#	Player	fg	fga	ft	fta	of	de	tot	pf	tp	a	b	s	min
15	Rion Brown	* 7	8	6	7	0	0	1	2	3	2	0	0	24
20	Manu Lecomte	* 1	4	0	0	0	1	1	2	2	3	2	0	19
22	Donnavan Kirk	* 5	8	0	2	3	6	5	4	9	1	13	1	30
23	Tonye Jekiri	* 1	7	0	0	1	2	1	9	10	2	3	2	38
25	Garrison Adams	* 6	14	3	8	1	2	1	9	10	0	5	2	22
01	Deandre Burnett	5	12	1	5	6	2	1	3	1	16	0	2	31
03	Steve Sorenson	0	0	0	0	0	0	0	0	0	0	0	0	1
04	Raphael Akpejori	0	1	0	0	2	4	0	2	2	0	0	0	9
05	Davon Reed	2	4	0	1	2	4	0	2	2	2	6	0	17
12	Justin Heller	1	2	1	1	0	0	0	0	0	0	0	1	1
21	Erik Swoope	1	1	0	0	1	2	3	3	0	0	1	1	9
35	James Kelly	0	2	0	2	0	1	2	3	1	0	1	0	9
TEAM						3 4								
Totals		29 63 11 26				15 26 15 31 34				14 12 6 7 200				
TOTAL FG%		1st Half: 13-30 43.3%				2nd Half: 16-33 48.5%				Game: 46.0%				
3-Pt. FG%		1st Half: 7-16 43.8%				2nd Half: 4-10 40.0%				Game: 42.3%				
F Throw %		1st Half: 7-14 50.0%				2nd Half: 8-12 66.7%				Game: 57.7%				

Officials: Jacyn Goble, JB Caldwell, Alan Spainhour  
Technical fouls: Florida Tech-None. Miami-None.  
Attendance: 4848

Score by Periods	1st	2nd	Total
Florida Tech	18	37	55
Miami	40	44	84

Points in the paint-FITM 30,UM 30. Points off turnovers-FITM 12,UM 15.  
2nd chance points-FITM 6,UM 25. Fast break points-FITM 14,UM 17.  
Bench points-FITM 16,UM 30. Score tied-0 times. Lead changed-0 times.  
Last FG-FITM 2nd-00:44, UM 2nd-00:11.  
Largest lead-FITM None, UM by 29 2nd-00:11.

## St. Francis Brooklyn 66, Miami 62 (OT) Game 1 11-08-13

BankUnited Center

St. Francis Brooklyn 1-0 tot-fg3-pt		rebounds															
#	Player	fg	fga	ft	fta	of	de	tot	pf	tp	a	t	b	s	min		
03	MOCKFORD, Ben	* 4	12	3	10	0	3	3	0	11	2	0	0	0	38		
05	CANNON, Jalen	* 6	13	4	0	0	4	10	3	14	0	0	0	0	30		
33	MILK, Matt	* 0	1	0	0	0	0	0	1	3	0	0	1	0	7		
34	DOUGLAS, Kevin	* 1	6	1	4	3	4	2	2	3	6	0	3	1	34		
44	WHITE, Anthony	* 1	3	0	0	0	1	1	0	2	2	0	0	0	10		
01	JONES, Brent	0	3	0	1	7	8	1	6	7	4	2	0	0	26		
02	HOPKINSON, Yunus	2	0	2	2	1	2	0	0	0	1	1	1	0	9		
11	SANTAVENRE, P.J.	1	2	0	1	0	0	0	2	2	0	0	0	1	10		
23	ULMER, Lowell	0	0	0	0	0	2	0	1	1	1	0	0	0	7		
25	ISALOVIC, Aleksandar	0	1	0	0	0	0	0	0	0	0	0	0	1	4		
32	FALL, Andy	3	4	0	0	0	0	1	3	4	3	6	0	1	20		
43	HAGIGAL, Sheldon	0	0	0	0	0	0	0	0	3	0	1	0	0	18		
45	MARTIN, Wayne	6	13	1	4	7	4	8	4	17	2	5	1	2	28		
TEAM							2	4	6			2					
Totals			22	60	7	24	15	23	43	45	27	66	11	17	4	225	
TOTAL FG%		1st Half: 10-34 29.4%		2nd Half: 9-22 40.9%		Game: 36.7%		3-Pt. FG%		1st Half: 6-16 37.5%		2nd Half: 1-8 12.5%		Game: 29.2%		Game: 65.2%	

Miami 0-1		tot-fg 3-pt				rebounds							
#	Player	fg	fga	ft	fta	of	de	tot	pf	a	to	b	s
15	Rion Brown	* 3	10	0	3	5	6	7	1	11	0	1	0
20	Manu Lecomte	* 3	10	0	2	3	4	0	1	2	9	1	2
22	Donnavan Kirk	* 6	8	0	1	4	6	7	3	10	3	16	0
23	Tonye Jekiri	* 2	7	0	0	2	2	1	8	9	5	1	2
25	Garrison Adams	* 4	18	0	8	9	1	2	3	15	3	1	0
04	Raphael Akpejori	0	0	0	0	0	0	0	0	1	0	0	0
05	Davon Reed	1	5	0	1	1	2	0	1	1	3	0	1
21	Erik Swoope	0	3	0	0	2	1	3	4	3	2	0	0
35	James Kelly	0	0	0	0	0	1	3	4	2	0	2	0
TEAM		1 3 4											
Totals		19	61	0	15	24	31	15	28	43	20	62	5
TOTAL FG%		1st Half: 8-29 27.6%				2nd Half: 8-23 34.8%				Game: 31.1%			
3-Pt. FG%		1st Half: 0-5 0.0%				2nd Half: 0-6 0.0%				Game: 0.0%			
FThrow %		1st Half: 10-13 76.9%				2nd Half: 14-18 77.8%				Game: 77.4%			

Officials: Brian Dorsey, Bernard Clinton, Louie Andrakakos  
Technical fouls: St. Francis Brooklyn-None. University of Miami-None.  
Attendance: 6060

Score by Periods	1st	2nd	OT	Total
St. Francis Brooklyn	27	29	10	66
University of Miami	26	30	6	62

Points in the paint-SFBKM 26,UM 30. Points off turnovers-SFBKM 15,UM 16.  
2nd chance points-SFBKM 13,UM 11. Fast break points-SFBKM 3,UM 4.  
Bench points-SFBKM 33,UM 5. Score tied-7 times. Lead changed-7 times.  
Last FG-SFBKM OT-01:02, UM OT-00:20.  
Largest lead-SFBKM by 7 2nd-14:35, UM by 7 1st-05:53.

## Miami 81, Ga. Southern 80 (OT) Game 2 11-11-13

BankUnited Center

Georgia Southern 1-1		tot-fg 3-pt				rebounds										
#	Player	fg	fga	ft	fta	of	de	tot	pf	tp	a	b	s	min		
05	HEWITT, Jelani	* 8	20	3	10	8	0	3	3	2	27	5	2	1	39	
10	BAYNHAM, Marvin	* 1	2	0	0	0	0	2	4	6	5	2	0	1	00	
11	BUSSEY, Tre	* 7	12	2	5	4	4	1	2	3	1	20	1	2	00	
12	HOLMES, Brian	* 5	8	3	4	4	0	1	1	2	17	0	2	0	1	
13	MATIAS, Angel	* 0	1	0	0	0	0	1	1	2	3	0	1	0	10	
01	DUNNICAN, Kameron	0	0	0	0	0	0	1	1	3	0	0	1	1	0	
02	MIKE, Sam	1	2	0	0	0	0	1	1	4	2	0	1	0	0	
04	DIAMOND, Curtis	3	7	1	5	0	0	3	3	0	7	1	0	0	0	
35	DOYLE, Kyle	2	5	1	2	0	0	3	2	5	4	1	1	0	0	
TEAM						3 4 7										
Totals.		27	57	10	26	16	16	10	22	32	24	80	8	11	2	225
TOTAL FG%		1st Half: 10-24 41.7%				2nd Half: 13-27 48.1%				Game: 47.4%						
3-Pt. FG%		1st Half: 5-12 41.7%				2nd Half: 4-12 33.3%				Game: 38.5%						
F Throw %		1st Half: 7-7 100%				2nd Half: 5-5 100%				Game: 100%						

Miami 1-1		tot-fg 3-pt				rebounds								
#	Player	fg	fga	ft	fta	of	de	tot	pf	tp	a	b	s	min
15	Rion Brown	* 3	13	2	6	7	8	3	4	7	3	10	0	45
20	Manu Lecomte	* 4	8	2	4	2	2	1	3	4	1	12	4	0
22	Donnavan Kirk	* 7	13	1	2	3	3	5	5	10	1	18	0	1
23	Tonye Jekiri	* 1	4	0	0	0	1	1	0	1	2	2	0	9
25	Garrison Adams	* 2	8	0	4	7	10	4	4	2	11	2	3	15
05	Davon Reed	1	5	1	4	4	4	0	1	1	4	7	2	1
21	Erik Swoope	2	5	0	0	2	2	1	2	3	6	1	0	0
35	James Kelly	5	8	0	1	0	0	2	0	2	2	10	2	0
TEAM						3 1 4								
Totals		25	64	6	21	25	29	16	20	36	17	81	12	7
TOTAL FG%		1st Half: 8-27 29.6%				2nd Half: 13-32 40.6%				Game: 39.1%				
3-Pt. FG%		1st Half: 3-11 27.3%				2nd Half: 2-9 22.2%				Game: 28.6%				
F Throw %		1st Half: 16-18 88.9%				2nd Half: 4-6 66.7%				Game: 86.2%				

Officials: Ray Natili, Tim Nestor, JB Caldwell  
Technical fouls: Georgia Southern-None. University of Miami-None.  
Attendance: 4654

Score by Periods	1st	2nd	OT	Total
Georgia Southern	32	35	13	80
University of Miami	35	32	14	81

Points in the paint-GASO 24,UM 30. Points off turnovers-GASO 12,UM 14.  
2nd chance points-GASO 6,UM 20. Fast break points-GASO 4,UM 2.  
Bench points-GASO 14,UM 23. Score tied-8 times. Lead changed-8 times.  
Last FG-GASO OT-01:34, UM OT-00:57.  
Largest lead-GASO by 9 1st-10:59, UM by 10 2nd-08:52.

## Miami 84, Texas Southern 69 11-14-13

Game 3  
BankUnited Center

Texas Southern 2-1		tot-fg 3-pt				rebounds										
#	Player	*fg	a	fga	ft	a	of	de	tot	pf	tp	a	to	b	s	min
04	Rodriguez, Jose	* 4	10	0	3	6	0	5	5	1	11	2	2	0	0	26
11	Johnson-Danner, Law	* 3	7	2	4	2	0	2	2	0	10	0	2	0	0	32
14	Penn, Ray	* 5	10	5	6	0	1	3	4	0	15	4	3	0	0	31
15	Scott, D'Angelo	* 2	5	0	0	3	4	5	4	9	1	7	3	3	0	28
20	Amick, Victor	* 0	0	0	0	0	0	0	0	0	0	0	0	0	0	0
03	Gibbs, Madarious	2	2	1	1	0	1	2	3	3	5	2	1	0	1	23
24	Murray, Aaric	5	13	3	8	3	4	0	1	1	16	2	3	2	2	34
32	Clayborn, Aaron	2	7	0	0	1	1	2	1	3	2	5	2	2	0	25
TEAM																
Totals		23 54 11 22				12 17 9 22 31				11 69 13 16 2 3 200						
TOTAL FG%		1st Half: 11-30 36.7%				2nd Half: 12-24 50.0%				Game: 42.6%						
3-Pt. FG%		1st Half: 7-17 41.2%				2nd Half: 4-5 80.0%				Game: 50.0%						
FThrow %		1st Half: 3-6 50.0%				2nd Half: 9-11 81.8%				Game: 70.6%						





**Miami 71, La Salle 58**  
**12-22-13**  
**BankUnited Center**

		tot-fg		3-pt		rebounds									
#	Player	fg	fga	fg	fga	fta	of	de	tot	pf	tp	a	b	s	min
00	ZACK, Steve	* 5	10	0	1	2	4	7	11	2	11	1	1	1	35
01	PETERSON, D.J.	* 0	2	0	1	0	0	0	0	4	0	0	2	0	19
03	DUREN, Tyreek	* 7	17	4	7	0	0	5	5	3	18	2	1	1	36
10	MILLS, Sam	* 6	14	3	8	0	1	2	3	0	15	2	1	0	34
25	WRIGHT, Jerrell	* 3	6	0	2	3	4	3	7	2	8	0	2	0	29
05	DUNN, Taylor	0	0	0	0	0	0	0	0	0	0	0	0	0	3
21	GARLAND, Tyrone	1	7	0	2	1	0	0	0	2	3	3	2	0	23
23	LEWIS, Khalid	1	4	0	0	0	0	0	0	2	3	1	1	0	14
35	BROWN, Rohan	0	0	0	0	1	1	0	1	2	1	0	0	0	7
TEAM															
Totals		23		60		7		18		5		14		21	

TOTAL FG% 1st Half: 9-28 32.1% 2nd Half: 14-32 43.8% Game: 38.3%  
3-Pt. FG% 1st Half: 3-10 30.0% 2nd Half: 4-8 50.0% Game: 38.9%  
F Throw % 1st Half: 3-4 75.0% 2nd Half: 2-5 40.0% Game: 55.6%

		tot-fg		3-pt		rebounds									
#	Player	fg	fga	fg	fga	fta	of	de	tot	pf	tp	a	b	s	min
05	Davon Reed	* 3	8	1	5	1	0	0	0	2	8	4	1	0	25
15	Rion Brown	* 6	12	1	5	4	4	5	9	0	17	4	2	0	33
22	Donnavan Kirk	* 4	9	0	2	1	2	4	5	9	2	0	1	4	35
25	Garrus Adams	* 5	10	1	2	3	1	2	3	1	13	3	1	0	34
35	James Kelly	* 4	7	1	1	2	0	3	3	1	10	0	2	1	20
20	Manu Lecomte	2	6	0	1	1	2	1	3	4	3	5	2	0	28
23	Tonye Jekiri	4	7	0	0	1	2	2	5	7	3	9	0	0	12
TEAM															
Totals		28		59		4		16		11		18		15	

TOTAL FG% 1st Half: 15-31 48.4% 2nd Half: 13-28 46.4% Game: 47.5%  
3-Pt. FG% 1st Half: 3-11 27.3% 2nd Half: 1-5 20.0% Game: 25.0%  
F Throw % 1st Half: 1-1 100% 2nd Half: 1-10 58.8% Game: 61.1%

Officials: Bryan Kersey, Gary Maxwell, James Luckie  
Technical fouls: La Salle-None. University of Miami-None.  
Attendance: 4837

Score by Periods	1st	2nd	Total
La Salle	24	34	58
University of Miami	34	37	71

Points in the paint-LAS 26,UM 32. Points off turnovers-LAS 9,UM 11.  
2nd chance points-LAS 14,UM 17. Fast break points-LAS 10,UM 5.  
Bench points-LAS 6,UM 14. Score tied-2 times. Lead changed-1 time.  
Last FG-LAS 2nd-00:26, UM 2nd-00:35.  
Largest lead-LAS by 5 1st-17:39, UM by 15 2nd-08:41.

**Miami 71, Loyola 48**  
**12-30-13**  
**BankUnited Center**

		tot-fg		3-pt		rebounds									
#	Player	fg	fga	fg	fga	fta	of	de	tot	pf	tp	a	b	s	min
15	Latham, Jordan	f 0	2	0	0	0	1	1	2	3	0	0	0	0	11
21	Jones, Jared	f 0	2	0	1	1	2	5	6	1	1	0	2	1	25
03	Cormier, Dylan	g 4	10	3	7	0	2	3	5	2	11	1	0	1	30
05	Laster, Eric	g 5	12	2	7	0	2	3	5	0	13	0	2	0	21
12	Williams, R.J.	g 1	5	0	1	1	2	0	0	2	3	1	1	0	25
00	Patton, Jevon	g 1	3	0	0	1	2	0	2	0	3	2	0	0	9
01	Gorski, Jevon	g 3	0	0	0	0	0	0	0	0	0	0	0	0	9
02	Rashford, Damion	0	3	0	0	1	2	0	0	0	1	0	0	0	11
10	Brito, Denzel	0	1	0	2	0	0	2	2	0	2	4	2	0	12
11	Tuohy, Sean Jr.	0	0	0	0	0	0	0	0	0	0	0	0	0	3
13	Rassman, Franz	2	4	0	0	0	0	0	0	0	0	0	0	0	12
23	Hubbard, Tyler	4	8	2	5	0	0	1	2	3	10	0	0	0	15
34	Onyiah, Chido	0	0	0	0	0	0	0	0	0	0	0	0	0	2
42	Forney, Josh	0	0	0	0	0	0	1	1	1	0	0	0	0	1
TEAM															
Totals		18		53		6		18		6		14		11	

TOTAL FG% 1st Half: 8-27 29.6% 2nd Half: 10-26 38.5% Game: 34.0%  
3-Pt. FG% 1st Half: 2-7 28.6% 2nd Half: 4-11 36.4% Game: 33.3%  
F Throw % 1st Half: 2-6 33.3% 2nd Half: 4-8 50.0% Game: 42.9%

		tot-fg		3-pt		rebounds									
#	Player	fg	fga	fg	fga	fta	of	de	tot	pf	tp	a	b	s	min
22	Donnavan Kirk	f 5	9	0	0	2	5	4	9	2	12	0	0	0	17
35	James Kelly	f 5	8	1	1	0	0	2	4	6	2	11	1	0	29
05	Davon Reed	g 1	5	1	5	0	0	2	2	0	8	7	3	0	31
15	Rion Brown	g 6	11	4	6	1	2	7	9	2	17	1	2	0	37
25	Garrus Adams	g 2	5	0	2	0	0	0	0	0	0	4	3	1	28
03	Steve Sorenson	0	0	0	0	0	0	0	0	0	0	0	0	0	1
04	Raphael Akpejori	0	0	0	0	0	0	0	0	0	0	0	0	0	8
12	Justin Fernandez	0	0	0	0	0	0	1	1	0	0	0	0	0	2
20	Manu Lecomte	2	3	1	1	2	0	0	0	2	6	3	0	0	12
21	Erik Swoope	1	1	0	0	1	1	0	1	0	3	0	2	1	20
23	Tonye Jekiri	4	5	0	0	2	4	3	5	10	2	1	2	1	23
TEAM															
Totals		26		48		7		15		12		27		18	

TOTAL FG% 1st Half: 15-25 60.0% 2nd Half: 11-23 47.8% Game: 54.2%  
3-Pt. FG% 1st Half: 5-9 55.6% 2nd Half: 2-6 33.3% Game: 46.7%  
F Throw % 1st Half: 8-13 61.5% 2nd Half: 4-7 57.1% Game: 60.0%

Officials: Brian O'Connell, Dwayne Gladden, Bernard Clinton  
Technical fouls: Loyola-None. University of Miami-None.

Score by Periods	1st	2nd	Total
Loyola	20	28	48
University of Miami	43	28	71

Points in the paint-LOY 18,UM 30. Points off turnovers-LOY 6,UM 16.  
2nd chance points-LOY 11,UM 14. Fast break points-LOY 3,UM 6.  
Bench points-LOY 20,UM 19. Score tied-0 times. Lead changed-0 times.  
Last FG-LOY 2nd-01:09, UM 2nd-01:59.  
Largest lead-LOY None, UM by 33 2nd-08:54.

**No. 2 Syracuse 49, Miami 44**  
**1-4-14**  
**Carrier Dome**

		tot-fg		3-pt		rebounds									
#	Player	fg	fga	fg	fga	fta	of	de	tot	pf	tp	a	b	s	min
22	Donnavan Kirk	f 1	3	0	0	0	2	4	3	2	1	3	4	0	30
25	Garrus Adams	f 3	8	3	7	0	0	5	5	1	9	4	1	1	36
35	James Kelly	c 4	5	0	1	0	1	2	3	0	1	1	2	0	28
05	Davon Reed	c 3	5	1	3	2	0	0	0	1	5	1	1	0	20
15	Rion Brown	g 3	9	1	4	0	0	4	4	1	7	4	2	0	35
04	Raphael Akpejori	0	0	0	0	0	1	0	1	0	1	0	1	0	3
20	Manu Lecomte	3	6	2	4	0	0	0	0	1	8	0	2	0	25
21	Erik Swoope	0	1	0	0	0	0	0	0	0	0	0	0	0	5
23	Tonye Jekiri	2	5	0	0	1	2	1	3	2	5	2	0	1	18
TEAM															
Totals		17		40		7		19		3		4		20	

TOTAL FG% 1st Half: 8-19 42.1% 2nd Half: 9-21 42.9% Game: 42.5%  
3-Pt. FG% 1st Half: 5-11 45.5% 2nd Half: 2-8 25.0% Game: 36.8%  
F Throw % 1st Half: 0-0 0.0% 2nd Half: 3-4 75.0% Game: 75.0%

		tot-fg		3-pt		rebounds									
#	Player	fg	fga	fg	fga	fta	of	de	tot	pf	tp	a	b	s	min
03	Jerami Grant	f 2	7	0	0	1	2	4	5	0	5	1	1	0	38
05	C.J. Fair	f 6	14	1	2	2	2	3	6	2	15	1	2	0	40
25	Rakeem Christmas	c 3	5	0	2	2	3	4	7	1	8	0	1	0	28
10	Trevor Cooney	g 2	12	2	12	5	6	0	0	1	11	0	0	0	39
11	Tyler Ennis	g 4	7	0	1	2	2	0	1	4	10	7	2	0	39
00	Michael Gbinije	0	0	0	0	0	0	0	0	0	2	0	1	0	4
12	Baye Moussa Keita	0	2	0	0	0	0	1	1	2	1	0	0	0	12
TEAM															
Totals		17		47		3		15		12		17		19	





# No. 18 Duke 67, Miami 46

## Game 18

### 1-22-14 BankUnited Center

Duke 15-4, 4-2	tot-fg 3-pt	rebounds										
# Player	fg	fga	ft	fta	of	de	tot	pf	tp	a	b	s min
01 Jabari Parker	* 5	12	0	3	7	8	6	9	15	1	17	0
02 Quinn Cook	* 3	8	2	5	0	0	0	0	0	3	8	4
05 Rodney Hood	* 5	8	2	4	0	0	6	6	1	12	3	0
13 Matt Jones	* 1	5	1	3	2	2	1	2	1	5	0	0
21 Amile Jefferson	* 4	7	0	0	0	0	4	3	7	2	8	0
03 Tyler Thornton	* 2	0	1	0	0	0	1	1	1	0	1	0
14 Rasheed Sulaimon	* 3	6	1	3	2	5	0	0	0	2	9	4
15 Josh Hairston	* 1	2	0	0	0	0	1	0	1	4	2	0
20 Semi Ojeleye	* 0	0	0	0	0	0	1	1	0	0	0	0
34 Andre Dawkins	* 2	6	2	6	0	0	0	0	0	1	6	0
40 Marshall Plumlee	* 0	0	0	0	0	0	0	2	2	1	0	0
TEAM							3	4	7		1	
Totals	24	56	8	25	11	15	15	27	42	17	67	12

TOTAL FG% 1st Half: 13-31 41.9% 2nd Half: 11-25 44.0% Game: 42.9%  
 3-Pt. FG% 1st Half: 4-16 25.0% 2nd Half: 4-9 44.4% Game: 32.0%  
 F Throw % 1st Half: 3-4 75.0% 2nd Half: 8-11 72.7% Game: 73.3%

Miami 10-8, 2-4	tot-fg 3-pt	rebounds										
# Player	fg	fga	ft	fta	of	de	tot	pf	tp	a	b	s min
15 Rion Brown	* 1	6	0	3	0	0	1	2	3	2	0	0
20 Manu Lecomte	* 1	2	0	2	0	0	0	0	2	4	2	6
22 Donnavan Kirk	* 5	11	1	3	0	0	1	0	1	2	11	0
23 Tonye Jekiri	* 4	7	0	0	1	3	6	9	1	8	0	1
25 Garrus Adams	* 3	11	0	2	2	2	2	2	8	3	1	0
04 Raphael Akpejori	* 0	0	0	0	0	0	1	1	2	0	0	0
05 Davon Reed	* 1	4	0	0	1	1	2	2	0	0	0	1
21 Erik Swoope	* 0	3	0	0	3	6	2	4	0	3	1	0
35 James Kelly	* 2	4	1	2	3	4	0	2	2	1	8	0
TEAM							1	3	4		1	
Totals	17	48	2	10	10	16	9	19	28	14	46	6

TOTAL FG% 1st Half: 9-22 40.9% 2nd Half: 8-26 30.8% Game: 35.4%  
 3-Pt. FG% 1st Half: 1-6 16.7% 2nd Half: 1-4 25.0% Game: 20.0%  
 F Throw % 1st Half: 2-3 66.7% 2nd Half: 8-13 61.5% Game: 62.5%

Officials: Mike Eades, James Luckie, Tony Green  
 Technical fouls: Duke-Jabari Parker. University of Miami-None.  
 Attendance: 7972  
**Score by Periods**  
 Duke 33 34 67  
 University of Miami 21 25 46

Points in the paint-DU 26,UM 16. Points off turnovers-DU 8,UM 8.  
 2nd chance points-DU 22,UM 7. Fast break points-DU 4,UM 2.  
 Bench points-DU 17,UM 13. Score tied-0 times. Lead changed-1 time.  
 Last FG-DU 2nd-01:11, UM 2nd-00:56.  
 Largest lead-DU by 23 2nd-01:11, UM by 2 1st-18:41.

# No. 2 Syracuse 64, Miami 52

## Game 19

### 1-25-14 BankUnited Center

Syracuse 19-0, 6-0	tot-fg 3-pt	rebounds										
# Player	fg	fga	ft	fta	of	de	tot	pf	tp	a	b	s min
03 Jerami Grant	* 3	8	0	0	8	12	3	5	8	2	14	1
05 C.J. Fair	* 5	12	1	2	4	5	3	4	7	1	15	3
10 Trevor Cooney	* 3	6	1	2	2	2	1	2	1	11	0	0
11 Tyler Ennis	* 5	11	1	2	3	4	1	4	5	1	14	4
25 Rakeem Christmas	* 3	6	0	0	0	2	0	3	3	2	6	0
00 Michael Gbinije	* 0	1	0	1	0	0	0	0	0	0	0	0
12 Baye Moussa Keita	* 2	3	0	0	0	2	4	2	6	3	4	1
21 Tyler Roberson	* 0	0	0	0	0	0	0	1	1	1	0	0
TEAM							2	5	7		3	
Totals	21	47	5	11	17	27	14	25	39	11	64	9

TOTAL FG% 1st Half: 11-20 55.0% 2nd Half: 10-27 37.0% Game: 44.7%  
 3-Pt. FG% 1st Half: 3-4 75.0% 2nd Half: 2-7 28.6% Game: 45.5%  
 F Throw % 1st Half: 6-13 46.2% 2nd Half: 11-14 78.6% Game: 63.0%

Miami 10-9, 2-5	tot-fg 3-pt	rebounds										
# Player	fg	fga	ft	fta	of	de	tot	pf	tp	a	b	s min
15 Rion Brown	* 5	9	3	5	0	0	2	6	8	2	13	2
20 Manu Lecomte	* 1	2	1	2	0	0	0	0	1	3	1	0
22 Donnavan Kirk	* 1	5	0	1	1	2	0	1	1	2	3	0
23 Tonye Jekiri	* 1	4	0	0	1	4	3	2	5	4	0	0
25 Garrus Adams	* 1	2	2	5	0	0	0	1	1	3	8	4
04 Raphael Akpejori	* 0	0	0	0	0	0	1	1	1	0	0	0
05 Davon Reed	* 5	8	3	4	3	3	0	2	2	3	16	0
21 Erik Swoope	* 0	2	0	0	0	0	0	0	0	1	0	0
35 James Kelly	* 2	6	0	0	2	2	0	3	3	3	6	1
TEAM							3	3				
Totals	18	46	9	17	7	11	5	19	24	20	52	12

TOTAL FG% 1st Half: 9-24 37.5% 2nd Half: 9-22 40.9% Game: 39.1%  
 3-Pt. FG% 1st Half: 3-4 75.0% 2nd Half: 4-8 50.0% Game: 52.9%  
 F Throw % 1st Half: 3-4 75.0% 2nd Half: 4-7 57.1% Game: 63.6%

Officials: Bryan Kersey, Tim Nestor, Bill Covington  
 Technical fouls: Syracuse-None. University of Miami-None.  
 Attendance: 7122  
**Score by Periods**  
 Syracuse 31 33 64  
 University of Miami 26 26 52

Points in the paint-SU 24,UM 8. Points off turnovers-SU 7,UM 8.  
 2nd chance points-SU 13,UM 3. Fast break points-SU 3,UM 4.  
 Bench points-SU 4,UM 22. Score tied-4 times. Lead changed-3 times.  
 Last FG-SU 2nd-02:25, UM 2nd-00:46.  
 Largest lead-SU by 18 1st-08:21, UM by 2 1st-19:35.

# Maryland 74, Miami 71

## Game 20

### 1-29-14 Comcast Center

Miami 10-10, 2-6	tot-fg 3-pt	rebounds										
# Player	fg	fga	ft	fta	of	de	tot	pf	tp	a	b	s min
22 Donnavan Kirk	* 3	8	1	4	2	4	3	6	9	2	9	0
23 Tonye Jekiri	* 3	8	0	0	0	0	3	6	2	0	3	1
15 Rion Brown	* 5	8	3	5	12	13	0	5	5	3	25	2
20 Manu Lecomte	* 8	11	3	4	0	2	0	0	0	1	19	2
25 Garrus Adams	* 4	8	1	5	3	8	1	5	6	3	12	2
04 Raphael Akpejori	* 0	0	0	0	0	0	0	0	0	0	0	0
05 Davon Reed	* 2	6	1	3	1	1	0	1	2	6	1	0
21 Erik Swoope	* 0	0	0	0	0	0	0	0	0	1	0	0
TEAM							1	2	3			
Totals	22	44	9	21	18	28	8	22	30	15	71	7

TOTAL FG% 1st Half: 10-20 50.0% 2nd Half: 12-24 50.0% Game: 50.0%  
 3-Pt. FG% 1st Half: 4-9 44.4% 2nd Half: 5-12 41.7% Game: 42.9%  
 F Throw % 1st Half: 5-10 50.0% 2nd Half: 13-18 72.2% Game: 64.3%

Maryland 12-9, 4-4	tot-fg 3-pt	rebounds										
# Player	fg	fga	ft	fta	of	de	tot	pf	tp	a	b	s min
01 Evan Smotrycz	* 5	7	3	4	2	2	2	1	3	3	15	4
10 Jake Layman	* 6	15	3	8	0	0	4	4	1	15	2	2
25 Jon Graham	* 0	1	0	0	0	0	1	1	2	4	0	0
04 Seth Allen	* 4	7	1	3	0	2	0	0	0	3	9	2
32 Dez Wells	* 7	7	1	6	0	4	4	3	21	3	2	0
00 Charles Mitchell	* 1	2	0	0	2	2	0	2	2	3	2	0
02 Roddy Peters	* 2	3	0	0	1	0	3	3	0	4	2	0
05 Nick Faust	* 2	7	2	5	0	0	0	3	3	1	6	2
35 Damonte Dodd	* 1	1	0	0	0	0	1	0	1	1	2	0
44 Shaquille Cleare	* 0	0	0	0	0	0	0	1	1	0	0	0
TEAM							1	1				
Totals	28	50	10	21	8	13	4	20	24	19	74	15

TOTAL FG% 1st Half: 12-27 44.4% 2nd Half: 16-23 69.6% Game: 56.0%  
 3-Pt. FG% 1st Half: 4-9 44.4% 2nd Half: 4-8 50.0% Game: 47.6%  
 F Throw % 1st Half: 0-0 0.0% 2nd Half: 8-10 80.0% Game: 61.5%

Officials: Les Jones, Roger Ayers, Mike Eades  
 Technical fouls: University of Miami-None. Maryland-None.  
 Attendance: 12061  
**Score by Periods**  
 University of Miami 29 42 71  
 Maryland 30 44 74

Points in the paint-UM 22,UMD 32. Points off turnovers-UM 12,UMD 22.  
 2nd chance points-UM 13,UMD 2. Fast break points-UM 4,UMD 12.  
 Bench points-UM 6,UMD 14. Score tied-8 times. Lead changed-11 times.  
 Last FG-UM 2nd-00:19, UMD 2nd-00:08.  
 Largest lead-UM by 4 1st-17:33, UMD by 10 2nd-02:32.

# Miami 64, Norfolk State 49

## Game 21

### 2-1-14 BankUnited Center

Norfolk State 12-10	tot-fg 3-pt	rebounds										
# Player	fg	fga	ft	fta	of	de	tot	pf	tp	a	b	s min
00 LILA-ST.ROSE,Kyle	* 1	5	1	4	0	0	0	0	1	3	0	0
03 FUENTES,Jamel	* 1	5	0	0	2	4	1	3	4	1	4	5
11 WILLIAMS,Pendarvis	* 8	21	3	11	2	2	1	3	4	4	21	0
23 GOODE,Brandon	* 6	8	0	0	2	3	5	7	3	14	0	0
35 GASTON,RaShid	* 0	2	0	0	0	0	1	1	2	1	0	0
04 PHELPS,Marese	* 1	4	0	1	1	1	3	4	3	3	0	4
05 ALEXIS,Anell	* 0	6	0	2	2	2	1	0	1	2	3	1
31 MAYE,Riley	* 1	5	0	0	0	0	1	0	1	0	2	0
32 VINOGRADOV,Paulius	* 0	0	0	0	0	0	0	0	0	2	0	0
TEAM							4	2	6			
Totals	18	56	4	18	9	12	14	15	29	17	49	11

TOTAL FG% 1st Half: 7-21 33.3% 2nd Half: 11-35 31.4% Game: 32.1%  
 3-Pt. FG% 1st Half: 3-6 50.0% 2nd Half: 1-12 8.3% Game: 22.2%  
 F Throw % 1st Half: 4-4 100% 2nd Half: 5-8 62.5% Game: 75.0%

Miami 11-10	tot-fg 3-pt	rebounds										
# Player	fg	fga	ft	fta	of	de	tot	pf	tp	a	b	s min
15 Rion Brown	* 5	13	3	10	2	2	1	6	7	1	15	3
20 Manu Lecomte	* 4	6	3	4	2	2	1	3	4	13	2	0
22 Donnavan Kirk	* 2	8	0	2	6	8	1	6	7	1	10	0
23 Tonye Jekiri	* 2	3	0	0	0	0	1	2	2	4	1	1
25 Garrus Adams	* 2	6	1	4	7	8	2	8	10	1	12	4
05 Davon Reed	* 1	5	1	2	1	2	3	4	2	4	1	2
21 Erik Swoope	* 2	2	0	0	2	4	2	1	3	2	6	0
TEAM							2	1	3			
Totals	18	43	8	22	20	26	12	27	39	13	64	11

TOTAL FG% 1st Half: 11-26 42.3% 2nd Half: 7-17 41.2% Game: 41.9%  
 3-Pt. FG% 1st Half: 5-14 35.7% 2nd Half: 3-8 37.5% Game: 3



**Clemson 58, Miami 54**  
**3-4-14 Littlejohn Coliseum**

Miami 15-15, 6-11 ACC		tot-fg 3-pt		rebounds							
#	Player	fg	fga	fga	fta	fta	of	de	tot	pf	tp
21	Erik Swoope	f	7	10	0	0	3	2	5	1	14
23	Tonye Jekiri	c	1	0	0	0	0	2	2	4	2
15	Rion Brown	g	9	17	1	5	2	4	2	2	21
20	Manu Lecomte	g	2	6	0	2	0	1	1	2	4
25	Garrus Adams	g	4	7	0	1	0	4	5	5	2
04	Raphael Akpejori	g	0	0	0	0	0	0	0	0	1
05	Davon Reed	g	1	4	1	3	0	0	1	1	0
22	Donnavan Kirk	g	0	1	0	0	0	1	2	3	1
35	James Kelly	g	1	4	0	1	0	0	1	1	2
TEAM											
Totals		25	50	2	12	2	8	6	17	23	16
1st Half: 13-25 52.0%		2nd Half: 12-25 48.0%		Game: 50.0%							
3-Pt. FG%		1st Half: 1-3 33.3%		2nd Half: 1-9 11.1%		Game: 16.7%					
F Throw %		1st Half: 0-3 0.0%		2nd Half: 2-5 40.0%		Game: 25.0%					

Clemson 19-10, 10-7		tot-fg 3-pt		rebounds							
#	Player	fg	fga	fga	fta	fta	of	de	tot	pf	tp
05	BLOSSOMGAME, J. f	1	3	0	1	1	2	6	8	1	3
32	McDANIELS, K.J. f	6	12	0	2	0	0	4	5	9	2
35	NNOKO, Landry c	3	4	0	0	0	1	5	6	1	6
12	HALL, Rod g	4	8	0	2	6	8	2	2	2	14
21	HARRISON, D. g	3	8	2	5	4	5	0	0	0	1
01	AJUKWA, Austin g	0	1	0	0	0	0	1	1	0	0
03	FILER, Adonis g	3	4	1	1	1	0	0	0	1	8
20	ROPER, Jordan g	0	1	0	0	0	0	0	0	0	0
33	SMITH, Josh g	0	0	0	0	0	0	0	0	0	0
42	DJAMBO, Ibrahim g	1	3	1	3	0	0	1	1	0	3
50	DJITTE, Sidy g	0	0	0	0	0	0	1	0	1	0
TEAM											
Totals		21	44	4	14	12	17	9	22	31	8
1st Half: 11-22 50.0%		2nd Half: 10-22 45.5%		Game: 47.7%							
3-Pt. FG%		1st Half: 1-7 14.3%		2nd Half: 3-7 42.9%		Game: 28.6%					
F Throw %		1st Half: 4-4 100%		2nd Half: 8-13 61.5%		Game: 70.6%					

Officials: Roger Ayers, Tony Greene, Terry Wymer  
Technical fouls: University of Miami-None. Clemson-None.  
Attendance: 7071

Score by Periods	1st	2nd	Total
University of Miami	27	27	54
Clemson	27	31	58

Flagrant one foul charged to Miami #15 at 8:01 mark of first half.  
Points in the paint-UM 40, CU 26. Points off turnovers-UM 7, CU 11.  
2nd chance points-UM 4, CU 6. Fast break points-UM 0, CU 4.  
Bench points-UM 5, CU 11. Score tied 8 times. Lead changed-3 times.  
Last FG-UM 2nd-00:00, CU 2nd-03:06.  
Largest lead-UM by 7 1st-11:28, CU by 9 2nd-05:33.

**Miami 69, Wake Forest 56**  
**3-8-14 BankUnited Center**

Wake Forest 16-15 (6-12) tot-fg 3-pt		rebounds									
#	Player	fg	fga	fga	fta	fta	of	de	tot	pf	tp
00	Miller-McIntyre, *	1	5	0	1	0	2	0	1	1	4
02	Thomas, Devin *	1	4	0	1	3	4	1	2	3	2
13	Williams, Coron *	6	10	5	8	0	0	1	3	4	2
30	McKie, Travis *	2	6	1	4	0	0	0	2	2	1
45	Adala Moto, A *	4	8	0	0	2	2	2	4	3	2
01	Jones, Madison *	0	1	0	0	0	0	1	1	0	0
20	Overton, Miles *	1	5	1	2	0	0	0	1	1	2
31	Washington, Andre *	0	0	0	0	0	0	0	1	1	0
33	Rountree, Aaron *	3	4	0	0	0	0	0	0	0	6
34	Cavanaugh, Tyler *	3	5	1	1	1	2	0	0	0	3
43	VanHorn, Trent *	1	1	0	0	0	0	0	0	0	2
TEAM											
Totals		22	49	8	17	4	10	6	13	19	16
1st Half: 9-23 39.1%		2nd Half: 13-26 50.0%		Game: 44.9%							
3-Pt. FG%		1st Half: 4-7 57.1%		2nd Half: 4-10 40.0%		Game: 47.1%					
F Throw %		1st Half: 1-6 16.7%		2nd Half: 3-4 75.0%		Game: 40.0%					

Miami 16-15 (7-11) tot-fg 3-pt		rebounds									
#	Player	fg	fga	fga	fta	fta	of	de	tot	pf	tp
04	Raphael Akpejori *	0	1	0	0	0	0	1	1	0	0
12	Justin Heller *	0	2	0	2	0	0	0	0	1	0
15	Rion Brown *	8	15	2	8	1	3	1	2	3	0
21	Erik Swoope *	4	6	0	0	2	4	0	2	2	10
25	Garrus Adams *	6	8	1	1	9	3	4	7	1	22
05	Davon Reed *	1	3	1	2	0	0	1	0	1	0
20	Manu Lecomte *	4	7	1	2	0	1	2	3	5	1
22	Donnavan Kirk *	0	1	0	0	0	0	0	2	2	0
23	Tonye Jekiri *	3	4	0	0	0	0	4	5	9	6
35	James Kelly *	0	3	0	1	0	0	1	3	4	1
TEAM											
Totals		26	50	5	16	12	17	14	24	38	11
1st Half: 11-28 39.3%		2nd Half: 15-22 68.2%		Game: 52.0%							
3-Pt. FG%		1st Half: 4-13 30.8%		2nd Half: 1-3 33.3%		Game: 31.3%					
F Throw %		1st Half: 3-5 60.0%		2nd Half: 9-12 75.0%		Game: 70.6%					

Officials: Tim Nestor, Gary Maxwell, Tim Kelly  
Technical fouls: Wake Forest-None. University of Miami-None.  
Attendance: 5811

Score by Periods	1st	2nd	Total
Wake Forest	23	33	56
University of Miami	29	40	69

Points in the paint-WF 22, UM 30. Points off turnovers-WF 10, UM 11.  
2nd chance points-WF 5, UM 16. Fast break points-WF 6, UM 8.  
Bench points-WF 19, UM 18. Score tied-1 time. Lead changed-3 times.  
Last FG-WF 2nd-00:22, UM 2nd-01:00.  
Largest lead-WF by 5 1st-14:54, UM by 20 2nd-03:22.

**Miami 57, Virginia Tech 53**  
**3-12-14 Greensboro Coliseum**

Va. Tech 9-22 tot-fg 3-pt		rebounds									
#	Player	fg	fga	fga	fta	fta	of	de	tot	pf	tp
02	Joey van Zegerenf	3	9	0	0	1	4	0	1	5	7
31	Jarell Eddie f	5	11	5	10	1	2	3	1	16	1
32	Trevor Thompson f	1	3	0	0	4	4	1	4	5	4
11	Devin Wilson g	3	8	0	2	3	7	0	1	1	9
25	Will Johnston g	1	2	1	2	0	0	0	1	1	3
04	Gadarian Raines g	1	3	0	0	0	0	0	3	2	2
15	Ben Emelogu g	3	6	2	4	0	0	4	4	1	8
22	Christian Beyer g	0	1	0	0	0	0	0	2	2	1
33	Marshall Wood g	1	2	0	1	0	0	0	1	1	0
TEAM											
Totals		18	45	8	19	9	17	3	21	24	16
1st Half: 12-22 54.5%		2nd Half: 6-23 26.1%		Game: 40.0%							
3-Pt. FG%		1st Half: 5-7 71.4%		2nd Half: 3-12 25.0%		Game: 42.1%					
F Throw %		1st Half: 3-7 42.9%		2nd Half: 6-10 60.0%		Game: 52.9%					

Miami 17-15 tot-fg 3-pt		rebounds									
#	Player	fg	fga	fga	fta	fta	of	de	tot	pf	tp
21	Erik Swoope f	5	8	0	0	4	5	2	6	8	2
23	Tonye Jekiri c	1	2	0	0	3	4	4	8	12	2
15	Rion Brown g	3	13	2	10	7	8	1	4	5	1
20	Manu Lecomte g	1	6	0	4	0	0	0	2	2	3
25	Garrus Adams g	2	6	1	3	2	2	1	2	3	2
04	Raphael Akpejori g	0	0	0	0	0	0	0	1	1	0
05	Davon Reed g	5	8	4	7	0	0	0	1	1	14
35	James Kelly g	0	1	0	1	0	0	0	2	2	0
TEAM											
Totals		17	44	7	25	16	19	8	28	36	11
1st Half: 10-22 45.5%		2nd Half: 7-22 31.8%		Game: 38.6%							
3-Pt. FG%		1st Half: 5-14 35.7%		2nd Half: 2-11 18.2%		Game: 28.0%					
F Throw %		1st Half: 6-6 100%		2nd Half: 10-13 76.9%		Game: 84.2%					

Officials: Roger Ayers, Mike Eades, Brian Dorsey  
Technical fouls: Virginia Tech-None. University of Miami-None.

Score by Periods	1st	2nd	Total
Virginia Tech	32	21	53
University of Miami	31	26	57

2014 ACC Tournament Game #2 - First Round

Points in the paint-VT 16, UM 16. Points off turnovers-VT 7, UM 3.  
2nd chance points-VT 4, UM 6. Fast break points-VT 2, UM 0.  
Bench points-VT 12, UM 14. Score tied-5 times. Lead changed-7 times.  
Last FG-VT 2nd-03:22, UM 2nd-02:42.  
Largest lead-VT by 9 1st-10:57, UM by 7 2nd-09:32.

**NC State 67, Miami 58**  
**3-13-14 Greensboro Coliseum**

Miami 17-16		tot-fg		3-pt		rebounds													
#	Player	fg	fga	fg	fga	ft	fta	of	de	tot	pf	tp	a	t	b	s	min		
21	Erik Swoope	f	3	6	0	0	0	3	1	4	2	6	0	2	0	0	36		
23	Tonye Jekiri	c	2	3	0	0	2	2	3	6	9	3	6	1	3	2	0		
15	Rion Brown	g	8	15	1	5	5	6	1	3	4	4	22	1	4	0	1		
20	Manu Lecomte	g	2	3	1	1	2	2	0	0	0	3	7	1	0	1	0		
25	Garrus Adams	g	2	7	0	2	2	0	0	7	7	3	6	3	3	1	0		
04	Raphael Akpejori	1	1	0	0	0	0	3	0	3	1	2	0	0	0	1	0		
05	Daveon Reed	3	8	1	4	2	2	0	0	0	0	4	9	1	1	0	1		
3	James Kelly	0	0	0	0	0	0	0	1	1	0	0	0	1	0	0	3		
TEAM																			
Totals		21		43	3	12	13	17	11	20	31	20	58	6	15	4	3	200	
TOTAL FG%		1st Half: 8-19 42.1%						2nd Half: 13-24 54.2%						Game: 48.8%					
3-Pt. FG%		1st Half: 0-4 0.0%						2nd Half: 3-8 37.5%						Game: 25.0%					
F Throw %		1st Half: 6-8 75.0%						2nd Half: 7-9 77.8%						Game: 76.5%					



## HISTORY

Year-by-Year Coaching Records .....	56
Miami Men's Basketball History .....	57-64
NCAA Championship History .....	65
NIT History .....	66
ACC Tournament History .....	67
Postseason Teams .....	68-73
1,000 Points Club .....	74-75
Hurricane Lettermen .....	76-77
In the Polls .....	78
Network Television Broadcasts .....	79
Miami vs. Ranked Opponents .....	80-81
All-Americans   NBA & ABA Drafts .....	82
UM, Regional and National Honor Roll .....	83
Conference Honor Roll .....	84





## YEAR-BY-YEAR COACHING RECORDS

Season	Coach	Overall	Pct.	Pts UM	Scored Opp	Conf.	Conf W-L	Conf. Finish / Seed	Conf. Tourney Record	Postseason Record
1926-27 *	Art Webb	7-1	.875	348	170					
1927-28	Art Webb	8-4	.667	406	310					
1928-29	Tom McCann	13-6	.684	670	419					
1929-30		No team								
1930-31	Art Webb	3-7	.300	252	331					
1931-32 #	Tom McCann	17-1	.944	816	456					
1932-38		No team								
1938-39	Hart Morris	4-6	.400	372	422					
1939-40	Hart Morris	8-12	.400	716	824					
1940-41	Hart Morris	10-6	.625	707	654					
1941-42	Hart Morris	9-7	.563	628	570					
1942-45		Results Unavailable								
1945-46	W.H. Steers	8-5	.615	560	568					
1946-47	Hart Morris	20-7	.769	1,400	1,192					
1947-48	Hart Morris	11-7	.611	997	902					
1948-49	Hart Morris	19-8	.704	1,633	1,515					
1949-50	Hart Morris	14-9	.609	1,446	1,393					
1950-51	Hart Morris	10-12	.455	1,487	1,520					
1951-52	Hart Morris	14-8	.636	1,687	1,438					
1952-53	Dave Wike	9-12	.429	1,503	1,502					
1953-54	Dave Wike	5-10	.333	1,015	1,161					
1954-55	Bruce Hale	9-11	.450	1,555	1,544					
1955-56	Bruce Hale	14-12	.539	2,170	2,115					
1956-57	Bruce Hale	13-13	.500	2,029	2,167					
1957-58	Bruce Hale	14-8	.636	1,741	1,641					
1958-59	Bruce Hale	18-7	.720	2,190	2,029					
1959-60	Bruce Hale	23-4	.852	2,427	2,192					NCAA 0-1
1960-61	Bruce Hale	20-7	.741	2,230	2,036					NIT 0-1
1961-62	Bruce Hale	14-12	.539	2,069	2,045					
1962-63	Bruce Hale	23-5	.821	2,509	2,201					NIT 1-1
1963-64	Bruce Hale	20-7	.741	2,575	2,352					NIT 0-1
1964-65	Bruce Hale	22-4	.846	2,558	2,190					
1965-66	Bruce Hale	15-11	.577	2,271	2,208					
1966-67	Bruce Hale	15-11	.577	2,126	2,091					
1967-68	Ron Godfrey	17-11	.607	2,368	2,419					
1968-69	Ron Godfrey	14-10	.583	1,985	2,048					
1969-70	Ron Godfrey	9-17	.346	2,293	2,521					
1970-71	Ron Godfrey	7-19	.269	2,143	2,373					
1971-85		No team								
1985-86	Bill Foster	14-14	.500	2,006	2,131					
1986-87	Bill Foster	15-16	.491	2,332	2,335					
1987-88	Bill Foster	17-14	.548	2,453	2,400					
1988-89	Bill Foster	19-12	.613	2,809	2,778					
1989-90	Bill Foster	13-15	.464	2,014	2,132					
1990-91	Leonard Hamilton	9-19	.321	2,027	2,078					
1991-92	Leonard Hamilton	8-24	.250	1,941	2,160	BIG EAST	1-17	10 / 10	1-1	
1992-93	Leonard Hamilton	10-17	.370	1,929	2,004	BIG EAST	7-11	9 / 9	0-1	
1993-94	Leonard Hamilton	7-20	.259	1,690	1,909	BIG EAST	0-18	10 / 10	0-1	
1994-95	Leonard Hamilton	15-13	.536	1,831	1,888	BIG EAST	9-9	5 / 5	0-1	NIT 0-1
1995-96	Leonard Hamilton	15-13	.536	1,883	1,873	BIG EAST	8-10	7 / 7	1-1	
1996-97	Leonard Hamilton	16-13	.552	1,887	1,821	BIG EAST	9-9	t7 / 7	1-1	NIT 0-1
1997-98	Leonard Hamilton	18-10	.642	1,962	1,836	BIG EAST	11-7	t4 / 4	0-1	NCAA 0-1
1998-99	Leonard Hamilton	23-7	.767	2,178	1,950	BIG EAST	15-3	2 / 2	1-1	NCAA 1-1
1999-00	Leonard Hamilton	23-11	.676	2,346	2,127	BIG EAST	13-3	t1 / 2	1-1	NCAA 2-1
2000-01	Perry Clark	16-13	.552	2,039	1,963	BIG EAST	8-8	t6 / East 4	0-1	NIT 0-1
2001-02	Perry Clark	24-8	.750	2,395	2,156	BIG EAST	10-6	t3 / East 2	1-1	NCAA 0-1
2002-03	Perry Clark	11-17	.393	1,956	1,924	BIG EAST	4-12	t12 / East 6	0-1	
2003-04	Perry Clark	14-16	.467	2,148	2,067	BIG EAST	4-12	13	dnp	
2004-05	Frank Haith	16-13	.551	2,071	2,020	ACC	7-9	t6 / 6	0-1	NIT 0-1
2005-06	Frank Haith	18-16	.529	2,308	2,213	ACC	7-9	t7 / 8	1-1	NIT 2-1
2006-07	Frank Haith	12-20	.375	2,279	2,332	ACC	4-12	12 / 12	1-1	
2007-08	Frank Haith	23-11	.676	2,542	2,309	ACC	8-8	t5 / 5	1-1	NCAA 1-1
2008-09	Frank Haith	19-13	.594	2,325	2,123	ACC	7-9	t7 / 9	0-1	NIT 1-1
2009-10	Frank Haith	20-13	.606	2,390	2,136	ACC	4-12	12 / 12	2-1	
2010-11	Frank Haith	21-15	.583	2,579	2,433	ACC	6-10	9 / 9	1-1	NIT 2-1
2011-12	Jim Larranaga	20-13	.606	2,332	2,181	ACC	9-7	t4 / 6	1-1	NIT 1-1
2012-13	Jim Larranaga	29-7	.806	2,509	2,181	ACC	15-3	1 / 1	3-0	NCAA 2-1
2013-14	Jim Larranaga	17-16	.515	2,209	1,964	ACC	7-11	10 / 10	1-1	
<b>Totals</b>	<b>64 years</b>	<b>938-706</b>	<b>.571</b>	<b>119,600</b>	<b>112,943</b>					<b>NIT 7-11 / NCAA 6-7</b>

## YEAR-BY-YEAR COACH, SEASONS

Coach, Seasons	Years	Won	Lost	Pct.
Art Webb, 3 seasons	1926-28, 1930-31	18	12	.600
Tom McCann, 2 seasons	1928-29, 1931-32	30	7	.811
Hart Morris, 10 seasons	1938-42, 1946-52	119	82	.592
W.H. Steers, 1 season	1945-46	8	5	.615
Dave Wike, 2 seasons	1952-54	14	22	.389
Bruce Hale, 13 seasons	1954-67	220	112	.663
Ron Godfrey, 4 seasons	1967-71	47	57	.452
Bill Foster, 5 seasons	1985-90	78	71	.523
Leonard Hamilton, 10 seasons	1990-00	144	147	.495
Perry Clark, 4 seasons	2000-04	65	54	.546
Frank Haith, 7 seasons	2004-11	129	101	.561
<b>Jim Larranaga, 3 seasons</b>	<b>2011-present</b>	<b>66</b>	<b>36</b>	<b>.647</b>
<b>Totals, 63 Seasons</b>	<b>1926-present</b>	<b>938</b>	<b>706</b>	<b>.571</b>



# MIAMI MEN'S BASKETBALL HISTORY

It lay silent for 14 years. Collecting dust and going unnoticed, the Miami basketball program was the "Rip van Winkle" of college basketball from 1971 to 1985. But Hurricane Basketball returned, and in a big way.

Since 1985, the Miami program has undergone such dramatic and frequent changes, it seemed that the Hurricanes were continually entering "a new era." First came the "Era of Miami Basketball," itself.

Then came the "Bill Foster Era," followed by the "Tito Horford Era," "The Leonard Hamilton Era," "The BIG EAST Era," "The Frank Haith/ACC Era" and now "The Jim Larrañaga Era."

With the entry into the Atlantic Coast Conference in 2004, the University of Miami entered the ranks of the most competitive and successful basketball conference in the nation.

The road to conference affiliation in the ACC was not an easy one for those who thirsted for basketball in this continually prospering part of the country. Moreover, the previous path traveled by Miami basketball players, coaches and fans was dotted by flashes of brilliance, color and sometimes disappointment.

Here is a capsule summary of the 87 years of Miami basketball that has played a part in the history of the athletic program at the University and its neighboring community.

## The 1920s: Miami's First Time

- The Hurricanes fielded a freshman team in 1926-27, finishing 7-1 under head coach Art Webb.
- In 1927-28, the first official varsity basketball team at the University of Miami posted an 8-4 mark, knocking off Rollins, 51-15, in the opener.

## The 1930s: A Missing Link

- Miami records list no official results from 1932 through 1938. During that period of time, representatives from the school played local AAU and church-sponsored teams under coach Tom McCann.
- The Hurricanes returned to intercollegiate competition in the 1938-39 season, posting a 4-6 record under head coach Hart Morris.

## The 1940s: World War II Stops Play

- Like many other institutions across the nation, Miami dropped intercollegiate basketball during the war years of 1942-1945.
- Morris returned as head coach along with the program in 1946 and was the UM mentor until 1952 when Dave Wike took over for a two-year stint as the UM coach.

## The 1950s: UM's Glory Years

- In 1954, the University named Bruce Hale as its head basketball coach. The retired Air Force captain and former professional basketball star held the UM head coaching post for 13 seasons, leading the Hurricane program through its glory years of intercollegiate basketball. Before the end of Hale's tenure in 1967, the Hurricanes won 220 games and lost 112 for a .663 winning percentage. Hale's first Miami team turned in a 9-11 record, but there were no other losing campaigns in the next 12 years. The streak of non-losing seasons extended through the 1968-69 season — marking 14 consecutive campaigns of .500 basketball or better for UM.
- Hale's 1959-60 club was the first UM men's basketball team to advance to the NCAA Tournament and finish the season ranked in the Associated Press Top 10. That 1959-60 edition ran its record to 23-3 before bowing to Western Kentucky, 107-84, in the first round of the tournament.

- During that historic '59-60 NCAA Tournament year, junior guard Dick Hickox became the first UM basketball player to earn All-America recognition. Hickox averaged 22.1 points per game during that season en route to becoming a second-team AP and UPI All-American.

## The 1960s: Rick Barry's All-American Years

- The Dick Hickox-led Hurricanes of 1960-61 returned to postseason play — falling in the first round of the NIT to St. Louis, 58-56. The 1960-61 squad compiled a 20-7 record.
- In 1962-63, Miami advanced to the second round of the NIT before falling to Providence, 106-96. An opening round NIT victory over St. Francis (N.Y.), 71-70, marked the first Miami victory in postseason play.
- From 1962 through 1965, Miami recorded three consecutive 20-win seasons, rolling up a composite record of 65-16. The star of these Hurricane glory teams was a brilliant scorer named Rick Barry.
- In 1964-65, Barry became the Hurricanes' only consensus All-America selection. The 6-7, 200-pound native of Roselle Park, New Jersey led the nation in scoring with a 37.4 average in his senior season. He went on to become the only player in basketball history to win single-season scoring titles in the NCAA, ABA and NBA. He was inducted into the Basketball Hall of Fame in Springfield, Mass., in 1986.
- The 1964-65 Miami squad, led by Barry's scoring brilliance, established a new NCAA scoring record by averaging 98.4 points per game. The 'Canes, however, were not allowed to participate in the NCAA Tournament that year — after posting a 22-4 record — because of recruiting violations.
- Bruce Hale resigned after 1966-67 and assistant Ron Godfrey assumed the head coaching responsibilities.

## The 1970s: First Era Ends

- Don Curnutt closed out his Miami basketball career in 1970 as the Hurricanes' third player to receive All-America recognition.
- February 27, 1971 — The last victory by a University of Miami men's basketball team for 14 years came in the second-to-last game of the season, a 100-94 triumph against Florida State at home in the Dinner Key Auditorium. The 'Canes shot a season-high 62.5 percent from the floor and all five Miami starters scored in double figures.
- March 1, 1971 — After posting a four-year record of 47-56 at Miami, Ron Godfrey resigned his post as head basketball coach, effective following UM's final game of the season against nationally-ranked Jacksonville.
- March 2, 1971 — The last game played by a University of Miami men's team until 1985 took place at the Dinner Key Auditorium where one of the largest UM home crowds in years turned out to see the Hurricanes host nationally-ranked Jacksonville. The Dolphins handed Miami a 94-75 loss that remained as UM's last contest for the next 14 years.

## 1983: UM Commits To Rebuild

- July 15, 1983 — Sam Jankovich was named athletic director at the University of Miami. Coming to UM after a successful stint as the athletic director at Washington State, Jankovich immediately announced that the resurrection of men's basketball at Miami would be his primary priority in the early months of his tenure, enabling UM to have "one of the nation's most complete and visible overall programs in the country."
- October 12, 1983 — The University of Miami Board of Trustees unanimously voted to reinstate men's basketball at the University of Miami. The Board made the decision after reviewing a report submitted by newly hired Athletic Director Sam Jankovich, which stated that men's basketball can be a revenue-producing venture. Moreover, nearly \$500,000 had already been raised in support of bringing basketball back to the University. It was also announced that the Hurricanes would be ready to compete on the Division I level in the 1985-86 season, and the downtown James L. Knight Center was

home for the reborn program.

"This is an exciting day for the University and for the athletic program," UM President Edward T. Foote II said. "And we are keeping in mind the priorities of academics first and athletics second ... we are pleased that the changes in the economics of intercollegiate basketball allow the University to resurrect one of the country's most popular sports. We look forward to welcoming these Hurricanes home again."

## 1984: Foster Hired As Coach

- March 21, 1984 — Bill Foster, a 47-year-old native of Hemingway, S.C., was named the seventh men's basketball coach at the University of Miami. Foster came to Miami after 19 years as a head coach at Shorter College, Charlotte and Clemson. Foster also announced that Clint Bryant, a long-time assistant at Clemson, would also join the Miami staff.
- April 9, 1984 — Foster announced the hiring of a second assistant coach, Seth Greenberg, who was serving as an assistant coach to Terry Holland at Virginia.
- April 16, 1984 — Tim Harvey, a 6-10, 240-pound center, became the first basketball player to commit to the University of Miami in over 14 years. The Plainfield, N.J., native announced that he would transfer to Miami after spending two seasons in the Georgia Tech program.
- July 1, 1984 — A third assistant coach was hired to complete the basketball staff. Miami native Cesar Odio returned home after serving as an assistant coach at his alma mater, Florida Southern.
- October 11, 1984 — Nearly one full year after the announcement that basketball would return to the University, Athletic Director Sam Jankovich announced that a million dollar-plus practice facility would be constructed on the Coral Gables campus. The new all-purpose structure — located between the Hecht Athletic Center and the Greentree Track would be funded through a gift from the James L. Knight Charitable Trust.
- The first phase of the 1985-86 basketball schedule was also announced on this day, and the line-up included such perennial powers as North Carolina, Georgia, Notre Dame, Marquette and Dayton.
- October 15, 1984 — The first men's basketball practice session in more than 12 years was held on the patio in the center of campus. More than 200 members of the student body participated.

## 1985: Miami Tips Off Again

- April 25, 1985 — Foster announced that UM's 1985-86 basketball roster would include nine freshmen, one sophomore and one junior as the spring signing period ends for NCAA basketball.
- August 16, 1985 — Athletic Director Sam Jankovich announced that the 1985-86 basketball schedule had been completed and that network television coverage of the Hurricane program would include two games on CBS (Arizona) and ESPN (Notre Dame).
- Jankovich also announced the completion of a local television schedule (on WBFS Channel 33) that would bring all nine UM road games back to Miami by way of live local broadcasts. Channel 33 would also carry select home games in the Knight Center.
- WIOD Radio, the radio voice of UM football and baseball, would also carry all Hurricane basketball games with veteran Hurricane announcer Sonny Hirsch at the microphone.
- October 15, 1985 — Basketball practice officially begins at the University of Miami in the Knight Sports Complex.
- November 12, 1985 — The Knight Sports Complex was dedicated at a gala banquet that was held on the basketball courts of the new structure. CBS basketball analyst Billy Packer served as the evening's guest speaker for an event which welcomed more than 500 guests to the on-campus home of Hurricane basketball. The facility served as the practice home to the men's and women's basketball programs, while also housing the men's basketball coaching staff offices. In addition,

# MIAMI MEN'S BASKETBALL HISTORY

the Knight Sports Complex enabled the athletic program to more than double the size of the existing strength room, while also providing meeting rooms and lecture rooms for all of Miami's student-athletes.

- November 22, 1985 — The brand new era of Hurricane basketball was ushered in by a young UM squad which defeated The Citadel, 85-77, in front of a sellout crowd of 4,984 at the Knight Center. Dennis Burns (24 points), Kevin Presto (22) and Eric Brown (21) combined to lead the Miami offense, while Bryan Hughes enjoyed the distinction of scoring Miami's first point in 14 years (a free throw with 18:34 remaining in the first half).
- November 30, 1985 — Miami stuns 1985 NCAA Tourney participant Georgia with a thrilling 81-78 victory to capture the first AMI Classic Championship at the James L. Knight Center.

## End of the 1980s: UM Moves Forward, Upsets Top 20 Teams

- March 5, 1986 — An 84-62 loss to Marquette in Milwaukee closed the Hurricanes' first season since 1970-71. Miami finished the year with a 14-14 record, giving Bill Foster his 19th non-losing record in 20 years as a collegiate head coach.
- The 1986-87 season — Though still considered "America's Youngest Team," Miami compiled a 15-16 slate — recording upset victories against Marquette, Stanford and Florida State, while losing by only four points to future BIG EAST foe Providence — a team that advanced to the NCAA Final Four.
- The 1987-88 season — Thrilling victories against Providence and Virginia Commonwealth propelled the 'Canes to continued improvement with a 17-14 record. Following the season, center Tito Horford announced his intention to enter the NBA Draft without completing his final two seasons of eligibility. Miami was left with anything but a depleted roster as 10 lettermen, including eight seniors, returned for UM's fourth season.
- April 12, 1988 — Athletic Director Sam Jankovich announces plans to move Hurricane Basketball to the new \$56 million Miami Arena. Also home to the NBA's Miami Heat, the state-of-the-art basketball facility signified a new era in the rise of basketball in South Florida.
- December 10, 1988 — A crowd of 6,654 watch the Hurricanes run neck-and-neck for 40 minutes with ACC powerhouse Duke. Blue Devil Danny Ferry needs a superhuman performance to stop the 'Canes as he connects on 23-of-26 shots en route to 58 points. Ferry later calls Miami "a definite Top 40 team."
- January 12, 1989 — Joel Warren's free throw, his only point of the evening, with two seconds remaining clinches Miami's first victory over a Top 20 team as the 'Canes upset defending national champion and No. 16-ranked Kansas, 87-86, at the Miami Arena.
- March 6, 1989 — The Hurricanes post an 89-82 win against FIU in the first annual Carnival Miami Cup. The win leaves Miami with a 19-12 slate, good enough for the best record in 24 years and 10 seasons at Miami. Eric Brown ends his brilliant Miami career with 2,270 career points, just 28 behind All-American Rick Barry's Hurricane record of 2,298.
- December 6, 1989 — Miami hands an 87-82 loss to eventual NCAA tournament participant Dayton as a Hurricane squad that includes six freshmen and no seniors jumps out with three consecutive wins to start the season.

## 1990: Hamilton Hired, UM Joins BIG EAST

- January 18, 1990 — Nearly 5,000 fans turn out to watch one of the most exciting Hurricane games ever as Miami edges Florida State in double overtime, 101-97.
- February 19, 1990 — Miami storms back to post a 62-59 victory against Florida, ending the Gators 11-game win streak against the 'Canes that began during the 1964-65 season.
- March 6, 1990 — The Hurricanes send head coach Bill Foster out on a winning note as one of the most successful and respected collegiate coaches in the nation leaves Miami following an 83-55 win against FIU. Foster's six-year rebuilding

record at Miami stands at 78-71 (.523), while his overall career mark stood at 431-247 (.636) in 24 seasons.

- April 2, 1990 — UM Athletic Director Sam Jankovich ends a national search for a new coach that spanned an entire season with the hiring of Leonard Hamilton from Oklahoma State. "After meeting with Leonard Hamilton for just five minutes," said Jankovich, "with that smile and that enthusiasm, there was no question who I wanted as coach of the University of Miami."
- October 10, 1990 — On the combined recommendation of President Edward T. Foote and Athletic Director Sam Jankovich, the University's Board of Trustees unanimously votes to accept an invitation to become the 10th member of the BIG EAST Conference. The Hurricane Basketball program will begin BIG EAST play in the 1991-92 season.
- December 28, 1990 — The Hurricanes rebound from back-to-back double overtime defeats to upset No. 28 Mississippi State, 74-67, in the consolation contest of the Eastern Airlines Palm Beach Classic. Joe Wylie is voted to the all-tournament squad after breaking seven tourney records including total points with 60 in the two games.
- January 3, 1991 — Joe Wylie becomes the 17th player in UM basketball history to score 1,000 career points. Wylie would later go on to finish his UM career ranked No. 8 for both scoring and rebounding in the UM record books.
- March 6, 1991 — Leonard Hamilton's inaugural season ends with a 9-19 record. However, there were large doses of success throughout the year as the 'Canes were victorious in six of their final nine contests and finished ranked No. 128 in the *USA TODAY* computer rankings — Miami's highest finish since the rebirth of the program (including 1988-89 when the 'Canes produced a 19-12 record).
- April 10, 1991 — Leonard Hamilton's first recruiting class is completed with the signing of Ochiei Swaby of Miami, the nation's leading high school scorer with 47.1 points per game. Along with Hamilton's three signees in the Fall of 1990 — Michael Gardner of Fredericksburg, Va., Pat Lawrence of St. Petersburg and 7'3" Constantin Popa of Bucharest, Romania — the freshmen class for the 1991-92 season was ranked in the Top 25.
- January 2, 1992 — Miami tips off in its inaugural BIG EAST contest at UConn's Gampel Pavilion. It is a baptism by fire for the young Hurricanes as the game at UConn is the first of four consecutive conference games in 10 days for Miami.
- January 14, 1992 — In the first home conference game in UM history, the Hurricanes shock the nation with a stunning 45-42 upset of perennial BIG EAST power St. John's. The UM victory would ultimately cost the Redmen the outright conference championship as they completed the regular season in a tie with Georgetown and Seton Hall.
- March 12, 1992 — Miami turns the Big Apple upside down with a convincing 83-71 victory against Pittsburgh in the BIG EAST Tournament at Madison Square Garden. The Panthers had beaten Miami in the two regular-season contests by a total of 52 points, but Jerome Scott (30 points) and Trevor Burton (25 points) led a spirited Miami squad past Pitt and into the second round of the conference showcase. Earning the respect of the league and nation, Miami led Georgetown, 34-33, at the half of their quarterfinal contest before dropping a 77-64 decision to the Hoyas. The 1-1 performance in New York ended the Hurricanes' 1991-92 campaign at 8-24. For his individual performance, Jerome Scott is honored as a member of the BIG EAST All-Tournament Team.
- April 28, 1992 — Head Coach Leonard Hamilton takes another giant step in the development of Miami basketball with the completion of his second recruiting class. Six prep standouts, including Steven Edwards of Miami Senior High School, make up the new Hurricane class which is ranked No. 4 in the nation.
- January 2, 1993 — For the second consecutive season, Miami opens its home BIG EAST schedule with a victory as the Hurricanes upset No. 10 Georgetown, 80-69. The resounding victory marks the highest-ranked team the 'Canes have

defeated since the rebirth of the program.

- March 6, 1993 — Miami finishes the regular-season campaign with a thrilling 77-76 win over Villanova at Miami Arena. The victory gives Miami a 7-2 record in home BIG EAST games and an increase of six victories over the Hurricanes' first season in conference play (1-17 to 7-11) to mark the third-largest jump in the win column in BIG EAST history.

## 1995: UM Enjoys a Banner Year

- January 11, 1995 — Once again, St. John's is the victim as the Hurricanes enjoy a BIG EAST first. Miami stuns the Red Storm, 82-79, in a nationally televised game on ESPN to record its first BIG EAST road victory. Freshman Kevin Norris led the way with a 21-point, eight-rebound performance which earned him BIG EAST Rookie of the Week honors.
- February 4, 1995 — The Hurricanes prove they are one of the most improved teams in the nation with an impressive 67-61 win against 13th-ranked Georgetown in Miami Arena. The victory is Miami's first against a nationally-ranked opponent since an 82-77 win over 25th-ranked St. John's in February of 1993.
- February 11, 1995 — Steven Edwards buries a three-point field goal, the 171st try of his career, just 39 seconds into the second half against Providence to become UM's all-time leader in three-point field goals made. UM defeats the Friars, 69-63, to earn its first BIG EAST Conference regular-season series sweep and in the process present Coach Leonard Hamilton his 100th career victory.
- February 25, 1995 — UM comes back from five points down in the final minute to force overtime before eventually defeating Boston College, 77-71, at Conte Forum. The victory is UM's first BIG EAST overtime win.
- February 28, 1995 — For the second consecutive game, the Hurricanes overcome a five-point deficit in the final minute of regulation and record an overtime victory. The 76-68 win over Pittsburgh is the Hurricanes' ninth league victory of the season and assures them of their first .500 league season and puts UM over the .500 mark (9-8) for the first time in BIG EAST play. The win also assures Miami of at least a .500 overall season for the first time since the 1988-89 campaign.
- March 4, 1995 — A record UM crowd of 11,263 pours into Miami Arena to watch the Hurricanes take on fourth-ranked Connecticut in the regular-season finale. In the contest, Steven Edwards becomes the 20th player in UM history to top the 1,000-point plateau. Miami, which lost a tough 75-67 decision, finished the season with a 9-9 record in BIG EAST play, establishing a new conference record for single-season improvement. Miami's nine-win conference increase tied Louisiana Tech for the best conference improvement in the nation. Miami made a habit out of winning close games in 1995. The Hurricanes went 9-1 in 1995 in BIG EAST games decided by six points or less or in overtime.
- March 6, 1995 — UM President Edward T. Foote II and Ryder System, Inc. Chairman, President and Chief Executive Officer M. Anthony Burns announce that Ryder System, Inc. has committed approximately \$9 million to the development of The RYDER Center, an on-campus multipurpose facility which will serve as the future home of UM basketball.
- March 9, 1995 — Head Coach Leonard Hamilton is named BIG EAST Conference Coach of the Year.
- March 15, 1995 — UM makes its first postseason appearance in 31 years with a National Invitation Tournament contest at Penn State. The Nitnary Lions need a big second half rally to record a 62-56 victory and eliminate the Hurricanes.
- March 21, 1995 — Leonard Hamilton earns his second coach of the year honor as United Press International tabs Hamilton National Coach of the Year.
- March 27, 1995 — Leonard Hamilton is rewarded for rebuilding the Hurricane program and is given a new four-year contract.
- June 28, 1995 — Constantin Popa becomes the 12th Hurricane to be chosen in the NBA Draft as the Los Angeles Clippers select him in the second round with the 53rd overall pick.

# MIAMI MEN'S BASKETBALL HISTORY

## The Mid 90s: UM Moves Forward

- January 3, 1996 — The Hurricanes opened the New Year in style cruising to a 75-66 victory in Miami Arena against 11th-ranked Syracuse, the eventual NCAA Tournament runner-up. The 'Canes set a school BIG EAST record by connecting on 71.4 percent (20-28) of their field goal attempts in the second half. UM also set a school BIG EAST record for points in a half with 50 second-half points.
- January 8, 1996 — The Hurricanes' game at Seton Hall was postponed due to the Blizzard of '96. The postponement was the first since the rebirth of the program in 1985. Four BIG EAST games were postponed due to the blizzard. Prior to those four contests only two games in the 17-year history of The BIG EAST had been postponed and all were due to inclement weather.
- February 10, 1996 — Steven Edwards became The BIG EAST Conference all-time leader in three-point field goals made in league play (167) when he connected on a trey with 5:39 left in UM's 62-58 loss to 21st-ranked Boston College. Edwards finished his career with 178 three-point field goals in BIG EAST play.
- February 20, 1996 — Steve Rich turned in one of the greatest individual performances in UM history, scoring a career-high 43 points and grabbing 13 rebounds as the 'Canes rallied from a 12-point second-half deficit to defeat St. John's, 96-91, in double overtime at the Miami Arena. Rich, who had 22 points in the second half, sent the game into overtime with a six-foot jumper with 3.6 seconds left in regulation. Rich also sent the game into double-overtime when he hit a free throw with 36 seconds remaining in the first extra session. He put UM ahead to stay with a pair of free throws with 3:52 remaining in the second overtime.
- March 4, 1996 — Tim James became the second Hurricane in the past two years to earn a spot on The BIG EAST Conference All-Rookie team.
- March 7, 1996 — UM finishes the 1995-96 campaign with a 15-13 record for the second straight season.
- January 11, 1997 — Kevin Norris hits two free throws with .8 seconds remaining to give Miami a 61-59 upset win against ninth-ranked Villanova. The win was the Hurricanes first road win against a ranked opponent.

## 1997-98: Miami Returns To NCAA Tournament

- November 21, 1997 — Miami defeats 17th-ranked Charlotte, 89-72 at Miami Arena, marking the highest ranked non-conference opponent the Hurricanes have defeated since 1989.
- December 22, 1997 — UM improves to 9-0, tying the school record for consecutive victories to open a season, with a 65-57 win at Memphis.
- December 27, 1997 — Kevin Norris recorded a team-high six assists against Georgia Tech to move into first-place on UM's career assist list. Norris passes Kevin Presto, who recorded 412 assists from 1985-89.
- January 6, 1998 — Miami knocks off No. 8 Connecticut, marking the highest-ranked opponent UM has defeated in Miami Arena.
- February 4, 1998 — Kevin Norris records one steal against Providence to move into first place on Miami's career steals list. Norris surpassed Jerome Scott, who recorded 187 steals from 1988-92.
- February 28, 1998 — Miami ends the regular season 18-8 following a 70-66 win over 19th-ranked West Virginia at Miami Arena.
- March 3, 1998 — Tim James is named to the All-BIG EAST First Team, becoming the first Hurricane to be named first-team all-conference.
- March 8, 1998 — Miami receives its first NCAA Tournament bid since 1960. The Hurricanes, seeded 11th in the South Region, will face sixth-seeded UCLA at the Georgia Dome in Atlanta.
- March 13, 1998 — No. 19 UCLA defeats Miami, 65-62, in the opening round of the NCAA Tournament. Miami sophomore Johnny Hemsley came off the bench to record a double-double

of 13 points and 11 rebounds and was named Chevrolet Player of the Game. The game was aired nationally on CBS and was Miami's first national appearance on network television since 1988.

## 1998-99: Miami's Breakthrough Season

- December 27, 1998 — Miami defeats Ohio State, 72-64, at the HIP Orange Bowl Basketball Classic. Ohio State goes on to reach 1999 NCAA Final Four.
- January 6, 1999 — Miami defeats No. 10 St. John's, 84-79, at Miami Arena marking the fifth consecutive season the Hurricanes have defeated a ranked opponent at Miami Arena.
- January 18, 1999 — Miami debuts at No. 25 in the Associated Press Top 25 College Basketball poll. The ranking marks the first for Miami by The Associated Press since 1960.
- January 20, 1999 — Miami plays No. 1 Connecticut in front of a school record crowd of 15,147 at Miami Arena. In one of the season's most dramatic games, John Salmons' three-point attempt rolled in-and-out at the buzzer as UConn held on for a 70-68 overtime win.
- February 3, 1999 — Miami defeats No. 9 St. John's, 73-70, at Madison Square Garden.
- February 8, 1999 — Miami knocks off No. 18 Syracuse, 76-63, marking the Hurricanes first win ever in the Carrier Dome.
- February 20, 1999 — Miami defeats No. 2 Connecticut, 73-71, snapping the Huskies 16-game win streak at Gampel Pavilion. With the win, Miami becomes the first team in BIG EAST history to defeat Georgetown, St. John's, Syracuse and Connecticut on the road in the same season.
- February 23, 1999 — Miami defeats Pittsburgh, 85-52, at Miami Arena, improving UM's record to 20-5 on the season. The 20-win season is the first for Miami since 1964-65.
- March 1, 1999 — Miami moves up to ninth in the AP poll, marking the Hurricanes' first top-10 ranking since March 1, 1960.
- March 1, 1999 — Tim James and Johnny Hemsley are both named to the All-BIG EAST First Team.
- March 2, 1999 — Tim James is named BIG EAST Co-Player of the Year with Connecticut's Richard Hamilton, Johnny Hemsley is named the BIG EAST Most Improved Player and Leonard Hamilton is named the BIG EAST Coach of the Year for the second time of his career.
- March 5, 1999 — Vernon Jennings hands out eight assists against St. John's and passes Michael Gardner into first place on UM's single season assist list.
- March 7, 1999 — Miami receives its second consecutive NCAA Tournament bid and is seeded No. 2 in the East Region — the highest seed in school history.
- March 8, 1999 — Tim James is named to the All-America Third Team by the Associated Press becoming the fourth Hurricane in school history and first player since the rebirth of the program to earn All-America honors.
- March 12, 1999 — Miami defeats Lafayette College, 75-54, in its opening round game at the FleetCenter in Boston, Mass. The win marks the first NCAA Tournament victory in school history and ties the school record for wins in a season (23). Junior forward Johnny Hemsley sets a school record and tied the East Regional record connecting on nine three-pointers.
- March 14, 1999 — Miami's NCAA Tournament run ends with a 73-63 loss to Purdue.
- March 16, 1999 — Tim James is named to the All-America Third Team by the National Association of Basketball Coaches.
- June 30, 1999 — Tim James is selected by the Miami Heat with the 25th pick of the first round in the 1999 NBA Draft in Washington, DC. James is the first Hurricane to be drafted since 1995 and the first Hurricane to be selected in the first round since 1965.

## 1999-2000: Hurricanes Beast of the BIG EAST

- November 8, 1999 — Hurricanes debut at No. 25 in the preseason Associated Press poll marking the first preseason AP ranking in UM history.
- November 30, 1999 — Johnny Hemsley scores 19 points

against Bethune-Cookman to become the 22nd player in UM history to record 1,000 career points.

- January 22, 2000 — Mario Bland scores 24 points against Boston College to become the 23rd player in UM history to record 1,000-career points.
- February 19, 2000 — UM defeats No. 18 Connecticut, 63-57, becoming the first school in BIG EAST history to win consecutive games at Gampel Pavilion in Storrs, Conn.
- February 29, 2000 — Vernon Jennings hands out 10 assists against Pittsburgh to break his own UM single-season assists record. Jennings would end the season with 218 assists.
- March 5, 2000 — Miami defeats No. 18 St. John's, 74-70, in overtime to capture the BIG EAST regular-season championship. The win also marks UM's second-straight 20-win season.
- March 6, 2000 — Miami returns to The Associated Press poll with a No. 23 national ranking.
- March 7, 2000 — Johnny Hemsley is named to the All-BIG EAST Second Team while Mario Bland earns third-team honors.
- March 10, 2000 — Vernon Jennings hands out eight assists against St. John's to move into first place on UM's career assists list. Jennings would end his career with 520 assists.
- March 12, 2000 — UM receives its third consecutive NCAA Tournament bid and is the No. 6 seed in the South Region.
- March 13, 2000 — UM returns to the USA TODAY/ESPN poll with a No. 25 ranking.
- March 19, 2000 — Miami defeats No. 18 Ohio State, 75-62, in the second round of the NCAA Tournament to advance to the Sweet 16 for the first time in school history. The win is UM's 23rd of the season, tying the school record for wins in a season.
- March 24, 2000 — Tulsa defeats Miami, 80-71, in the South Regional semifinal to end the Hurricanes' season. Miami finished with a 23-11 record.
- April 4, 2000 — Miami ends the season ranked 23rd by the Associated Press and No. 20 in the USA Today/ESPN poll.
- June 15, 2000 — Leonard Hamilton steps down as head coach to accept the head coaching job with the NBA's Washington Wizards.
- July 6, 2000 — After a nationwide search, Athletic Director Paul Dee names Perry Clark, formerly of Tulane, as the ninth head basketball coach at the University of Miami.

## The Perry Clark Era Begins

- November 18, 2000 — UM defeats Florida Atlantic, 76-59, marking head coach Perry Clark's first win at Miami. Darius Rice scores 26 points, establishing a UM freshman record for most points scored in a season opener.
- December 9, 2000 — Darius Rice scores a UM freshman record 35 points in the Hurricanes' 83-72 win over UCF.
- January 10, 2001 — Darius Rice establishes a UM freshman record with seven three-point baskets in an 85-74 loss at Virginia Tech. Rice scores 31 points becoming the first freshman in UM history to record two 30-point games in a season.
- January 20, 2001 — Miami defeats 15th-ranked Connecticut, 77-74, marking the seventh-straight season in which the Hurricanes have defeated a ranked opponent at Miami Arena.
- January 22, 2001 — Freshman Marcus Barnes is named BIG EAST Rookie of the Week after averaging 22 points in UM wins over Providence and Connecticut. Barnes becomes the first Hurricane since Tim James in 1996 to earn Rookie of the Week honors.
- February 13, 2001 — Miami defeats its third-straight ranked opponent with a 68-57 win versus No. 10 Syracuse at the Carrier Dome.
- February 19, 2001 — Darius Rice earns BIG EAST Rookie of the Week honors after averaging 21 points per game in wins against Syracuse and Villanova.
- February 28, 2001 — The Hurricanes defeat West Virginia, 73-66, at Miami Arena to clinch their seventh consecutive winning season. The win also marks head coach Perry Clark's 200th career victory.
- March 4, 2001 — John Salmons is named the BIG EAST Player of the Week after averaging 26.5 points and 10.0



# MIAMI MEN'S BASKETBALL HISTORY

rebounds in UM wins against West Virginia and Villanova.

- March 6, 2001 — John Salmons is named to the All-BIG EAST Third Team and Darius Rice is named to the BIG EAST All-Rookie Team by a vote of the league's coaches.
- March 11, 2001 — Miami receives a bid to the National Invitation Tournament. The postseason berth is the fifth straight for Miami and sixth in the last seven seasons.
- March 14, 2001 — The Hurricanes' season ends with a heartbreaking 60-58 loss at Auburn in the opening round of the NIT.

## 2001-02: Miami's Record Breaking Season

- November 20, 2001 — Miami defeats Clemson, 67-65, in the championship game of the Virgin Islands Paradise Jam. The tournament championship is the Hurricanes' first since the 1988 Eastern Airlines Palm Beach Classic. Senior John Salmons is named the tournament's MVP, while sophomore Darius Rice was named to the all-tournament team.
- December 3, 2001 — Junior James Jones ties the UM single-game record with eight blocked shots in a 77-59 win over FIU.
- December 15, 2001 — Miami defeats No. 21 Indiana, 58-53, in the Orange Bowl Basketball Classic. James Jones is named the game's MVP after recording 13 points, 13 rebounds and five blocks. Indiana would go on to reach the NCAA Tournament championship game.
- December 18, 2001 — Miami improves to 10-0 on the season, setting a school-record for consecutive wins to open a season following a 90-62 win against Florida A&M.
- December 22, 2001 — John Salmons scores 15 points in Miami's, 64-56, win over Charlotte to become the 24th player in UM history to surpass 1,000 career points.
- December 23, 2001 — John Salmons is named BIG EAST co-Player of the Week with St. John's Marcus Hatten after averaging 10.5 points, 8.0 rebounds, 10.0 assists, 3.5 steals and 3.0 blocks in wins against Florida A&M and Charlotte.
- December 24, 2001 — Miami debuts at No. 24 in the Associated Press poll and at No. 23 in the ESPN/USA Today Coaches poll.
- December 30, 2001 — Miami defeats St. Francis (Pa.), 71-48, concluding its non-conference season 13-0. The perfect non-conference record is the first in school-history.
- December 31, 2001 — John Salmons is named BIG EAST Player of the Week for the second-straight week after averaging 20.0 points, 4.0 rebounds, 4.5 assists and 2.0 steals in wins versus LSU and St. Francis (Pa.). Salmons joins former UM great Tim James as the only Hurricanes to win the award in back-to-back weeks.

- January 2, 2002 — Miami defeats No. 24 Georgetown, 79-71, tying the school-record for consecutive victories (14-0).
- January 19, 2002 — The Hurricanes rally from a 13-point second-half deficit to defeat Providence, 102-96, in overtime. The 13-point second-half comeback tied the UM BIG EAST record.

- January 28, 2002 — Darius Rice is named BIG EAST Player of the Week after recording 30 points and 10 rebounds in the Hurricanes win against Villanova.

- February 2, 2002 — Miami defeats No. 17 Connecticut, 68-66, marking the eighth-straight season the Hurricanes have defeated a ranked team at home.
- February 4, 2002 — The Hurricanes reach a season-high national ranking of 12th by the Associated Press and 11th in the ESPN/USA TODAY poll.

- February 21, 2002 — James Jones is named to the Verizon All-Academic District III Basketball team.
- February 26, 2002 — Darius Rice scores 30 points to lead Miami to an 81-65 win at Providence. The win is the 22nd of the season marking the most regular-season wins for the Hurricanes since joining the BIG EAST in 1991.
- February 28, 2002 — Darius Rice (first team) and John Salmons (second team) are National Association of Basketball Coaches All-District 6 selections.
- March 2, 2002 — Miami defeats Virginia Tech, 83-77,

on Senior Day at Miami Arena. The Hurricanes tie the school single-season record for victories with their 23rd of the season.

- March 4, 2002 — John Salmons and Darius Rice are named to the All-BIG EAST Second Team while James Jones earns third team honors.
- March 5, 2002 — John Salmons receives the first BIG EAST Sportsmanship Award.
- March 7, 2002 — The Hurricanes establish a new school-record for wins in a season (24) with an 84-76 overtime win over Georgetown in the quarterfinals of the BIG EAST Tournament.
- March 9, 2002 — Sophomore Marcus Barnes is named to the BIG EAST Championship All-Tournament Team after averaging 23.5 points in two tournament games.
- March 10, 2002 — Miami receives a bid to the NCAA Tournament. Miami is seeded 5th and will face 12th-seeded Missouri in Albuquerque, N.M.
- March 14, 2002 — Miami's season ends with a 93-80 loss to Missouri in the NCAA Tournament. The Hurricanes end the season with a 24-8 record marking the most wins in school history. The Hurricanes also set season records in three-point field goals (236), three-point field goal attempts (684) and blocked shots (190).

## 2002-03

- December 18, 2002 — James Jones scores 26 points against Arkansas-Pine Bluff to become the 25th player in UM history to surpass 1,000 career points.
- December 21, 2002 — Darius Rice scores 32 points against No. 13 Florida in the Wachovia Orange Bowl Basketball Classic to become the 26th player in UM history to surpass 1,000 career points.
- January 4, 2003 — Miami christens the \$48 million Convocation Center with a thrilling, 64-61, overtime win against North Carolina.
- January 20, 2003 — Darius Rice scores a career-high 43 points, including a steal and three-point basket as time expires to knock off 11th-ranked Connecticut, 77-76, at the Convocation Center. The win marks the ninth consecutive season in which the Hurricanes have defeated a ranked opponent. The 43 points scored by Rice ties him for third on the all-time BIG EAST single-game scoring list.
- February 20, 2003 — James Jones is named Verizon Academic All-District II for the second-straight season.
- February 28, 2003 — Darius Rice is named to the All-District 6 First Team. Rice becomes the first Miami player since Tim James (1998, 1999) to earn first team all-district honors in consecutive seasons.
- March 6, 2003 — James Jones is named to the Second Team Verizon Academic All-America.
- March 10, 2003 — Darius Rice is named third-team All-BIG EAST by a vote of the league's coaches.
- June 26, 2003 — James Jones is selected in the second round of the NBA Draft by the Indiana Pacers.

## 2003-04: BIG EAST Era Ends, Miami Joins ACC

- December 7, 2003 — Guillermo Diaz is named BIG EAST Rookie of the Week after averaging 17.0 points, 1.5 rebounds and 3.5 steals per game in victories against Stetson and FIU.
- December 29, 2003 — Rob Hite is named BIG EAST Player of the Week after averaging 22.5 points, 6.0 rebounds and 2.0 steals per game in wins against North Carolina A&T and Florida Atlantic.
- January 17, 2004 — Rob Hite ties a UM single-game record for three-point field goal percentage going 5-5 from behind the arc against Virginia Tech.
- February 4, 2004 — Rob Hite ties a modern day Miami single-game record for free throw percentage connecting on 10-10 free throw attempts against Rutgers.
- February 7, 2004 — Darius Rice starts his 109th game as a Hurricane, setting a new UM record. Rice would end his career with 113 career starts at Miami.
- February 11, 2004 — Miami falls 74-72 in overtime to

Boston College marking the fourth overtime loss of the season, setting a BIG EAST single-season record.

- February 19, 2004 — Darius Rice is named First Team All-District 6 by the NABC for the third-straight season. Rice is the first Hurricane to be named First Team All-District three times.
- March 6, 2004 — Darius Rice scored 16 points against West Virginia in his final game as a Hurricane to finish with 1,865 points, fourth most in UM history. Miami ends the season with a 14-16 record.
- March 8, 2004 — Darius Rice is named second team All-BIG EAST and Guillermo Diaz is named to the BIG EAST All-Rookie Team.
- March 26, 2004 — Perry Clark is dismissed from his head coaching duties at the University of Miami.
- April 12, 2004 — Frank Haith is named the University of Miami's 11th head men's basketball coach.
- July 1, 2004 — The University of Miami officially becomes a member of the Atlantic Coast Conference.

## 2004-05: The ACC/Frank Haith Era Begins

- November 20, 2004 — Miami defeats Wofford, 67-64, giving Frank Haith his first victory.
- November 29, 2004 — Anthony King records the first triple-double in UM history with 11 points, 10 rebounds and an ACC-record 13 blocked shots against Florida Atlantic.
- December 4, 2004 — The Hurricanes knock off 19th-ranked Florida, 72-65, in Gainesville marking Miami's first win at Florida since January 10, 1963.
- December 13, 2004 — Rob Hite is named ACC Player of the Week becoming the first Hurricane to win the award.
- January 6, 2005 — Miami plays its first ACC game, falling 80-69 at Georgia Tech.
- January 9, 2005 — Miami records its first ACC win defeating NC State, 67-66, in front of a sellout crowd at the Convocation Center.
- January 12, 2005 — Guillermo Diaz is named ACC Player of the Week.
- January 12, 2005 — The Hurricanes record their first ACC road win with a 91-80 victory at Virginia.
- February 2, 2005 — Rob Hite scores 17 points against Virginia Tech to become the 27th player in UM history to record 1,000 career points.
- March 7, 2005 — Guillermo Diaz is named second team All-ACC, Robert Hite is named honorable mention All-ACC and Anthony King is named to the ACC All-Defensive Team.
- March 10, 2005 — Miami falls to Virginia, 66-65, in its first ACC Tournament game.
- March 13, 2005 — The Hurricanes receive a bid to the National Invitation Tournament.
- March 14, 2005 — Guillermo Diaz is named First Team NABC All-District 6 and Frank Haith is named NABC District 6 Coach of the Year. Haith is the first UM coach to earn District Coach of the Year honors.
- March 15, 2005 — Miami's inaugural season in the ACC ends with a 69-67 loss at South Carolina in the opening round of the NIT. South Carolina goes on to win the NIT title. Anthony King records three blocked shots against the Gamecocks, setting a UM single-season record (86).

## 2005-06

- November 16, 2005 — The University of Miami and BankUnited enter into a 10-year agreement which renames the Convocation Center the BankUnited Center.
- January 14, 2006 — Miami knocks off No. 20 North Carolina, 81-70, in Chapel Hill marking the Hurricanes' first win at the Dean Smith Center.
- February 23, 2006 — Guillermo Diaz and Rob Hite are both named first team All-District 6 by the NABC marking the first time the Hurricanes have had two players on the first team in the same season.
- March 6, 2006 — Guillermo Diaz is named second team All-ACC while Rob Hite earns third team honors by a vote of the league's coaches.

# MIAMI MEN'S BASKETBALL HISTORY

- March 7, 2006 — Guillermo Diaz is named to the All-District IV First Team by the USBWA.
- March 9, 2006 — The Hurricanes win their first ACC Tournament game, overcoming a 12-point deficit over the final 12 minutes to defeat Clemson, 66-63, in Greensboro, N.C.
- March 15, 2006 — Miami defeats Oklahoma State, 62-59, in the opening round of the NIT at the BankUnited Center. It marks the first postseason game hosted by the Hurricanes.
- March 20, 2006 — UM records a 53-52 win at Creighton in the second round of the NIT marking Miami's first NIT road win.
- March 22, 2006 — The Hurricanes' season ends with a 71-65 defeat at Michigan in the NIT quarterfinals.
- June 28, 2006 — Guillermo Diaz is selected in the second round of the NBA Draft by the Los Angeles Clippers with the 52nd overall pick.

## 2006-07

- December 3, 2006 — In the 2006-07 ACC opener, the Hurricanes knock off 21st-ranked Georgia Tech, 90-82, at the BankUnited Center.
- December 4, 2006 — Sophomore Jack McClinton earns ACC Player of the Week honors, averaging 26.0 points, 2.0 assists and 1.5 rebounds in two games against Northwestern and Georgia Tech.
- January 10, 2007 — Miami downs No. 25 Maryland, 63-58, in College Park in front of a crowd of 17,950 Terrapin fans to improve to 2-0 versus ranked teams.
- January 22, 2007 — Freshman Dwayne Collins becomes the first UM player to earn ACC Rookie of the Week honors after averaging 18.0 points and 8.5 rebounds against Boston College and Florida State.
- March 5, 2007 — Jack McClinton, who concluded the 2006-07 regular season ranked first in the ACC in three point percentage (.438), three-pointers made per game (2.93) and free throw percentage (.896), earns Third Team All-ACC honors.
- March 8, 2007 — The Hurricanes upset fourth-seeded and 17th-ranked Maryland 67-62 in the first round of the 2007 ACC Tournament.

## 2007-08

- November 18, 2007 — Miami uses a 64-58 win over Providence to improve to 4-0 and claim the inaugural O'Reilly Auto Parts Puerto Rico Tip-Off Championship title. Junior Jack McClinton is named to the all-tournament team and ESPN's Andy Katz tabs Miami the "Team of the Week".
- December 13, 2007 — UM improves to 9-0 as Jack McClinton scores 29 points, including five three-pointers, to defeat Mississippi State, 64-58, snapping MSU's 23-straight December home win streak. With the Hurricanes trailing 56-51, the Baltimore, Md., junior knocked down three three-pointers and converted a pair of free throws in the final 3:22 to lead Miami to the comeback victory. For the game, McClinton hit 11-of-22 from the floor, 5-of-10 from three-point range and 2-of-2 from the line.
- December 17, 2007 — After nine-straight wins, including five away from the BankUnited Center, Miami jumps into the top 25 in a pair of national polls — ranked No. 22 in both the *USA TODAY/ESPN* Top 25 Coaches Poll and in the AP Top 25. It is the program's first ranking since a No. 21 showing in both polls during the week of Mar. 10, 2002. UM also tops three RPI polls with the nation's 18th-toughest schedule to date. Also, Jack McClinton earns ACC Player of the Week honors after his game-winning performance at Mississippi State.
- December 23, 2007 — Miami improves to 12-0 with a 95-64 win over North Carolina A&T. It marks the best start under fourth-year head coach Frank Haith and the program's second-best start ever.
- December 24, 2007 — Miami reaches a season-high No. 19 ranking in both the AP Top 25 and the *USA Today/ESPN* Top 25 Coaches Poll. It is the highest ranking since earning a No. 16 ranking by the *USA TODAY/ESPN* Poll on March 3, 2002, and No. 17 ranking by the Associated Press on Feb. 18, 2002, and is also the highest ranking for a Miami squad this early in the season.

- January 12, 2008 — Miami improves to 4-0 in ACC home openers, knocking off Georgia Tech, 78-68, at the BankUnited Center.
- February 20, 2008 — Sophomore Dwayne Collins scored a career-high 26 points (12-14 FGs, 2-3 FTs) to lead Miami to a 96-95 win over No. 4/5 Duke at the BankUnited Center — UM's first win over the Blue Devils in 45 years. The Hurricanes led by as many as 20 points in the second half and made six of eight free throws in the final 41 seconds to preserve the upset.
- February 25, 2008 — Dwayne Collins is named National Player of the Week by ESPN.com and Rivals.com after averaging 19.0 points and 16.5 rebounds per game, while shooting 72 percent from the field in wins over Duke and Maryland.
- March 1, 2008 — With a 95-93 win over Virginia, the Hurricanes earn their 20th win of the season for the 10th time in program history. Jack McClinton scored 34 points in the win, including a career-high seven three-pointers — tying the UM mark for the third-most three-pointers in a game.
- March 5, 2008 — With a 74-61 win over Boston College, the Hurricanes snap a 13-game skid versus the Eagles and set a new BankUnited Center record for home wins at 14-2. It also marks a program-best eighth win in the ACC.
- March 8, 2008 — Jack McClinton scores 22 points at Florida State to become the 29th Hurricane to score 2,000 points and just the fourth to do it in his first two seasons.
- March 10, 2008 — Jack McClinton, who finished the 2007-08 regular season ranked first in the ACC in three point percentage (.442), three-pointers per game (3.0) and free throw percentage (.900), becomes the first Hurricane named to the All-ACC First Team. He is also the only first-team pick to also earn All-ACC Academic Team honors.
- March 16, 2008 — Miami is seeded seventh in the NCAA Tournament and will face 10th-seeded St. Mary's in Little Rock, Ark.
- March 21, 2008 — Jack McClinton scores a career-high 38 points, including 32 in the second half, to lead Miami past St. Mary's, 78-64, in NCAA first round play. Miami's 23rd win of the season ties for second-most wins in program history. McClinton's 38 points is the second-highest scoring total in the 2008 tournament.
- March 13, 2008 — Miami's season comes to a close with a 75-72 loss to second-seeded and seventh-ranked Texas in the NCAA's second round.

## 2008-09

- Preseason — Miami opens the season ranked among the nation's top 25 in both preseason polls for just the second time in program history. The Hurricanes were No. 16 in the preseason *USA TODAY/ESPN* Top 25 Coaches' Poll — tying the highest preseason ranking in program history — and No. 17 in the preseason Associated Press Poll — marking the team's highest preseason ranking in the AP Poll. At the league's annual Operation Basketball, the Hurricanes were picked to finish fourth in the ACC and Jack McClinton was selected to the Preseason All-ACC Team. He was also named to the Preseason Wooden List and was a candidate for both the Lowe's Senior CLASS Award and the Bob Cousy Award.
- Dec. 6, 2008 — Miami defeats Kentucky, 73-67, at Rupp Arena in front of 24,109 Wildcat faithful to mark the Hurricanes' first win at Rupp Arena. UM's 20-point halftime lead (46-26) is the largest by an opponent at Rupp since 1980. Miami added a 70-56 win over St. John's at Madison Square Garden on Dec. 27 to extend the list of notable venues in which Frank Haith's Hurricanes have won.
- Jan. 10, 2009 — With their 77-71 win over No. 17/24 Boston College, the Hurricanes win their fourth straight off their home court and snap a 10-year drought in Chestnut Hill.
- Feb. 4, 2009 — Miami wins its second game of the season over a ranked opponent, routing No. 6/7 Wake Forest, 79-52, for the program's largest margin of victory (27 points) over a ranked opponent and its largest margin of victory in ACC play. Jack McClinton scores 32 points — including a season-high six three-pointers — to move into UM's top 10 in career scoring.

- Feb. 9, 2009 — Jack McClinton is named ACC Player of the Week after averaging 33.0 points, 3.0 rebounds and 1.5 steals in a pair of games versus top-10 opponents in Wake Forest and at Duke. He adds 35 points in UM's next game versus No. 3/3 North Carolina, becoming the first Hurricane to have three-straight 30-point games since Eric Brown 21 seasons ago. Just two weeks later he is named to the Naismith Mid-Season List.
- March 3, 2009 — Jack McClinton earns National Association of Basketball Coaches (NABC) first team All-District honors.
- March 9, 2009 — For the second-straight season, Jack McClinton is named to the All-ACC first team. In addition, he is the only All-ACC honoree — on any team — to also earn All-ACC Academic Men's Basketball Team recognition. The Baltimore-native closes his career as the ACC's all-time leader in three-point field goal percentage (.440) and ranks second in career free throw percentage (.900).
- March 18, 2009 — Jack McClinton hit a career-high tying seven 3-pointers and scored 25 points to lead Miami to a 78-66 victory over Providence in the first round of the NIT, breaking his own school record for 3-pointers in a season. (He closed the season with 101 and his career with a UM-record 286 treys). With his fourth postseason win, Frank Haith has more postseason wins than any other coach in Miami men's basketball history.
- March 20, 2009 — Miami closes its season with a 74-60 loss at Florida in the second round of the NIT.
- March 2009 — The Hurricanes' new on-campus practice facility opens.
- April 2, 2009 — Jack McClinton wins the men's three-point championship at the 21st Annual College Slam Dunk and Three-Point Championships in Detroit heading into the NCAA Final Four.
- June 24, 2009 — UM's 2009 men's basketball signing class is nationally ranked No. 19 by Scout and No. 24 by ESPN, marking head coach Frank Haith's second Top 25 recruiting class in five years at the helm.
- June 26, 2009 — Jack McClinton is selected by the San Antonio Spurs with the 51st pick in the second round of the 2009 NBA Draft.

## 2009-10

- Nov. 14, 2009 — True freshman Durand Scott dishes out 10 assists — with zero turnovers — in his collegiate debut as Miami defeats visiting North Carolina Central, 83-53, en route to his first of a program-high four ACC Rookie of the Week honors. It is the most assists by a Hurricane in exactly three years and ties an ACC freshman record.
- Nov. 22, 2009 — James Dews scored 22 points and tournament MVP Dwayne Collins added 17 points and 15 rebounds to lead Miami past South Carolina, 85-70, to win the championship game of the Charleston Classic. Miami reached the championship game by beating Tulane, 74-54, in the opening round and UNC Wilmington, 67-60, in the second round.
- Dec. 2, 2009 — Durand Scott scored a season-high 20 points, including consecutive breakaway baskets in the final minute, and Miami remained unbeaten by rallying past Minnesota, 63-58, in the Big Ten/ACC Challenge. It was the first 20-point performance by a Miami freshman since Dwayne Collins finished with 24 at Boston College on Jan. 16, 2007.
- Dec. 12, 2009 — James Dews hit a career-high six 3-pointers as Miami tied a school record with 15 3-pointers in a 91-54 win over South Carolina State. The Hurricanes made nine 3-pointers in the first half, including four in the opening 6:36.
- Jan. 3, 2010 — James Dews scored 21 points and sank five 3-pointers as Miami knocked off Pepperdine, 86-63, for its 21st straight non-conference regular-season victory. UM, who closed its non-conference slate with a perfect 14-0 record, made 13 3-pointers and shot 53 percent from the field.
- Jan. 11, 2010 — After knocking off Wake Forest, 62-53, the 15-1 Hurricanes enter the Associated Press Top 25 Poll at No. 23.
- Feb. 10, 2010 — James Dews made a 15-footer at the buzzer as Miami defeated No. 20 Georgia Tech, 64-62. Miami



# MIAMI MEN'S BASKETBALL HISTORY

has defeated a ranked team in 14 of the last 15 seasons, including 14 wins over ranked opponents under Coach Haith.

- Feb. 17, 2010 — During halftime of Miami's game versus Duke, three former Hurricane greats were paid tribute to with the institution of honored jerseys. Jack McClinton (2006-09), Don Curnutt (1967-70) and Dick Hickox (1958-61) had their jerseys raised to the rafters of the BankUnited Center, next to the retired jerseys of Rick Barry and Tim James.

- March 2, 2010 — Durand Scott scored a season-high 29 points at North Carolina — the second-highest point production by an ACC rookie this season and the most points by a UM freshman in over nine years. Became the first Miami rookie since Guillermo Diaz (2003-04) to score 20 points in multiple games as a freshman.

- March 8, 2010 — Durand Scott became the first Hurricane named to the Atlantic Coast Conference All-Rookie Team. Miami has had an all-conference player in all six years under Coach Haith.

- March 11, 2010 — Reggie Johnson scored a career-high 22 points against his hometown school and 12th-seeded Miami routed fifth-seeded Wake Forest, 83-62, in the first round of the ACC Tournament. Johnson shot 8-for-8 from the field and 6-for-6 from the line to tie a UM record and set a new ACC Tournament freshman record as the first rookie to finish perfect from the field in a tourney game.

- March 12, 2010 — Durand Scott scored 11 of his 17 points in the final six minutes and 12th-seeded Miami continued its run in the ACC Tournament with a 70-65 victory over Virginia Tech. It marked the first time in program history that the Hurricanes won a pair of games in a conference tournament and marked the first time UM has advanced to the semifinals of the ACC Tournament. Since 1994, of the 482 teams seeded 10th or below in conference men's basketball tournaments around the country, Miami is the 28th 10-seed or below to advance to a conference semifinal — just the second 12-seed to do it in ACC history and the third ACC team seeded 10th or below.

- March 14, 2010 — Durand Scott was named to the ACC All-Tournament First Team and Reggie Johnson earned second-team honors. The freshmen tandem marks the first 'Canes to earn the accolades.

- May 6, 2010 — Former Hurricane Will Allen was selected as one of the world's 100 most influential people by *TIME Magazine* for work with his non-profit group Growing Power.

- June 25, 2010 — Dwayne Collins is selected by the Phoenix Suns with the 60th pick of the 2010 NBA Draft.

## 2010-2011

- Nov. 3, 2010 — DeQuan Jones and Rion Brown combined for 32 points, nearly outscoring Barry University in the University of Miami's 102-33 blowout exhibition win over the Buccaneers to start the season.

- Nov. 12, 2010 — Starting guard Malcolm Grant scored a then career-high 23 points — hitting a career-high typing four three-pointers — and Durand Scott finished with 20 as the Hurricanes shook off a tough first-half challenge from the Jacksonville Dolphins, who advanced to the second round of the 2010 NIT.

- Dec. 4, 2010 — The Hurricanes won their fourth game in a row and their eighteenth consecutive nonconference regular-season game at home with a win over West Virginia, who reached the Final Four in 2010.

- Dec. 23, 2010 — Reggie Johnson scored a season-high 21 points and pulled down 12 rebounds to lead Miami past Akron 69-61 in the final round of the Las Vegas Holiday Hoops Classic. The Hurricanes (10-3) went 4-0 in the Classic, including a 3-0 mark in Las Vegas this week.

- Jan. 15, 2011 — Trailing 68-67, Boston College had a chance to take the lead, but Miami backup center Julian Gamble blocked Reggie Jackson's drive. Miami's Garrius Adams then made two free throws for a 70-67 lead. The Canes went on to win 72-71 for their first ACC win of the season and improved to 8-0 at home on the season.

- Feb. 3, 2011 — Miami overcame a season-high 28

turnovers and snapped a four-game losing streak by taking advantage of Georgia Tech's poor shooting to win 59-57. Miami built a 21-point lead with 13 ½ minutes left, then held on despite making only two baskets the rest of the way.

- Feb. 5, 2011 — After losing four straight by a combined 11 points, the Hurricanes beat Virginia in overtime to advance to 14-9 on the season and 3-6 in the ACC. Rion Brown made three free throws to tie the game with 13.7 seconds left in regulation, Adrian Thomas finished with 20 points and 10 rebounds and Miami beat Virginia 70-68 in overtime. Thomas made a career-best six 3-pointers for the Hurricanes. Reggie Johnson scored 16 and Malcolm Grant added 11 for UM.

- Feb. 9, 2011 — Reggie Johnson hit two free throws with 4 seconds left and Miami survived a rimmed-out 3-pointer at the buzzer to beat Wake Forest, 74-73, to snap a 13-game ACC road losing streak. Playing in his hometown, Johnson scored a career-high 25 points and grabbed seven rebounds, calmly sinking both foul shots for the 20th lead change of the night.

- Feb. 23, 2011 — Reggie Johnson scored 12 of his 15 points in the second half to help Miami hold off a Boston College charge in a 73-64 win, sweeping the season series.

- March 2, 2011 — Adrian Thomas, a sixth-year senior, scored 12 points in his final regular-season game giving UM five double figure scorers in a 80-66 win over Maryland.

- March 10, 2011 — Malcolm Grant scored 16 points as Miami rallied from 10 down in the final minute of regulation to force overtime and beat Virginia 69-62 in the first round of the ACC Tournament. Garrius Adams added 10 points for the Hurricanes (19-13), who spent most of the second half struggling to make a shot before their frantic comeback forced the extra period. Once there, Grant hit three free throws while Adams had a crucial 3-pointer and Reggie Johnson added a pair of baskets to put Miami in control.

## 2011-12 — Coach Jim Larrañaga Era

- April 22, 2011 — University of Miami Director of Athletics Shawn Eichorst announces the hiring of Jim Larrañaga as the 12th head coach of the men's basketball program. Eichorst and Larrañaga addressed the media at a press conference at 7 p.m. on Friday in the UM Field House.

- April 28, 2011 — Head coach Jim Larrañaga announces that Eric Konkol, Michael Huger and Chris Caputo have joined his Hurricanes staff as assistant coaches. All three assistants worked with Larrañaga at George Mason. "I'm delighted that my three sidekicks from the last few years will be joining us at the University of Miami," said Larrañaga at the time of the hiring.

- May 7, 2011 — After testing the waters of the NBA Draft without hiring an agent, center Reggie Johnson elects to return to the Hurricanes for his junior season in 2011-12. Johnson participated in a combine at the Nets' practice facility in East Rutherford, N.J., in front of scouts, coaches and personnel from approximately 27 NBA teams, but decides to return to UM.

- July 1, 2011 — Junior center Reggie Johnson successfully underwent surgery on June 30 to repair a torn meniscus in his right knee after injuring the knee during a pick-up game with teammates. The 2011-12 Canes will play nine games without the 2011 All-ACC honorable mention honoree, who is sidelined until his debut on Dec. 17 vs. Florida Atlantic in the Orange Bowl Basketball Classic.

- August 23, 2011 — Less than two months after center Reggie Johnson undergoes surgery, senior Julian Gamble tears the ACL in his left leg and is out for the entire 2011-12 season. With both of Miami's returning big men injured, the Canes will rely heavily on junior transfer Kenny Kadji in the post. Gamble is later granted a sixth year of eligibility and will play in the 2012-13 campaign.

- August 25, 2011 — Freshman Shane Larkin transfers to UM after being granted a release from DePaul in early August. Larkin becomes eligible for the second game of the season after initially being ruled out for the season due to transfer rules. The point guard from Orlando solidifies Larrañaga's commitment that the basketball program will aggressively recruit the state

of Florida.

- September 22, 2011 — Coach Jim Larrañaga is inducted into the New York City Basketball Hall of Fame, in a ceremony held at the New York Athletic Club on Central Park South at 59th Street. Larrañaga, born in The Bronx, N.Y., was joined in the Hall of Fame class by Donnie Walsh, Mike Saunders, John Warren, the late Lloyd "Sonny" Dove, Debbie Mason, Tom Henderson and Kenny Charles.

- October 19, 2011 — The University of Miami men's basketball team, in the first year under Head Coach Jim Larrañaga, is predicted to finish fifth in the ACC this season and senior Malcolm Grant is selected to the Preseason All-ACC Team, as announced by the league during Operation ACC Basketball. North Carolina is picked to win the ACC, followed by Duke, Florida State and Virginia.

- November 11, 2011 — Coach Larrañaga earns his first victory as the head coach of the Miami Hurricanes with a 69-58 win over Tennessee Tech in the season opener held at the BankUnited Center in Coral Gables. With the "W" the 28-year head coach improves to 471-334 overall and Miami increases its season-opener winning streak to 18 consecutive victories.

- December 1, 2011 — Coach Larrañaga announces that high school seniors Melvin Johnson and Tonye Jekiri have each signed a National Letter of Intent with the University of Miami men's basketball program. Jekiri, a 6-11, 220-pound center from Nigeria, is a local product from Hialeah's Champagnat Catholic School. Johnson is a 6-3, 188-pound guard from the Bronx, N.Y., who plays high school ball at St. Benedict's Prep (N.J.).

- December 3, 2011 — With an 83-75 victory over Massachusetts, the University of Miami men's basketball team earned its 100th victory in the BankUnited Center, the team's home arena on the Coral Gables campus. In the game, Shane Larkin made his first career start as a Hurricane and Durand Scott scored a team-high 16 points, all of which were from the charity stripe.

- December 5, 2011 — Freshman Shane Larkin earns ACC Rookie of the Week honors after averaging 15.0 points, 2.0 assists and 2.0 rebounds in games at Purdue and against Massachusetts, marking the first ACC weekly honor in the Larrañaga regime. Larkin, who played high school ball at Dr. Phillips in Orlando, was 6-of-7 from long range (85.7%), hitting 9-of-18 overall from the field, and a perfect 6-of-6 at the line overall that week.

- December 17, 2011 — Center Reggie Johnson makes a massive debut in his first game back after undergoing knee surgery in June, posting 15 points, nine rebounds, five blocks and five assists and leading the Canes to a double-overtime victory over Florida Atlantic in the Orange Bowl Basketball Classic. Johnson, who was expected to play only 5-10 minutes due to recovery from surgery, was on the court for 36 ticks.

- January 18, 2012 — Coach L & Company earn the team's first ACC victory with a 76-73 win over Clemson after coming up short in a pair of games at nationally ranked No. 21/23 Virginia and No. 3 North Carolina to start the season. Against UVa, Malcolm Grant scored 16 points and made the game-clinching interception with less than five seconds left in the game to secure the win.

- January 24, 2012 — Less than a week after earning the team's first ACC victory of the season, the Canes downed Georgia Tech, 64-49, in Atlanta for Miami's first ACC road win of 2012. Kenny Kadji (21) and Malcolm Grant (16) combined for 37 of the team's points and freshman Shane Larkin earned a spot in the starting lineup, the first ACC start of his career.

- January 27, 2012 — Coach Larrañaga and his staff have already made a tremendous impact on the Coral Gables community, as indicated by the three-year contract extension offered by the University of Miami. The extension will run through April 30, 2019, adding three years to his existing five-year contract which began in April 2011.

- February 5, 2012 — Miami upsets No. 7/5 Duke, 78-74 in overtime, for the Canes' first-ever win at Cameron Indoor Stadium. Reggie Johnson led the way with 27 points and 12

# MIAMI MEN'S BASKETBALL HISTORY

rebounds, leading to ACC Player of the Week honors. The victory spurred national chatter about the Canes and pushed Miami into the spotlight as UM is listed in the AP Poll for the first time since 2010.

- February 10, 2012 — The Hurricanes go on a tear, winning five-straight ACC matchups after starting the season 1-3 in league play. Beginning with wins at Georgia Tech and Boston College, Miami then defeats Maryland and knocks off No. 7/5 Duke before downing Virginia Tech in Coral Gables.

- February 26, 2012 — Miami routs in-state rival No. 15/16 Florida State, 78-62, in front of a sold out crowd at the BankUnited Center despite having Reggie Johnson on the bench after being ruled ineligible prior to the game. Following the game, students rush the court and the Hurricanes again receive national attention following a victory over a ranked team.

- March 3, 2012 — Miami honors three senior players — Malcolm Grant, DeQuan Jones and Ryan Quiglar — and the team manager — Jonathan Trock — prior to the final home game against Boston College. Coach Larrañaga started all three seniors alongside Durand Scott and Reggie Johnson. With the 77-56 win, Miami earns its best finish and record ever in the ACC, tied for fourth with a 9-7 league mark.

- March 5, 2012 — Three University of Miami basketball players — Kenny Kadji, Durand Scott and Shane Larkin — earn 2011-12 All-Atlantic Coast Conference honors, as announced by the ACC, following a vote of 62 members of the Atlantic Coast Sports Media Association (ACSM). Kadji was selected to the All-ACC third team, Scott was voted an honorable mention performer and Larkin earned a spot on the ACC All-Freshman Team.

- March 6, 2012 — Senior Malcolm Grant is tapped into the University of Miami's prestigious Iron Arrow Society — known as the highest honor attained at the university. "The Iron Arrow Society is the highest honor bestowed upon a student or student-athlete at the University of Miami and no one is more deserving of the honor than Malcolm Grant," said Coach Jim Larrañaga.

- March 10, 2012 — In the third meeting of the season between FSU and UM, and with the Canes' leading scorer Durand Scott on the bench after being ruled ineligible before the game, Miami bows out of the Atlantic Coast Conference tournament with an 82-71 loss to No. 17 Florida State. Miami defeated Georgia Tech, 54-36, to play in the tournament's quarterfinals.

- March 20, 2012 — After earning the teams' 20th win of the season by rolling past Valparaiso, 66-50, in the first round, Miami was defeated, 78-60, by Minnesota in the second round of the National Invitation Tournament. The Canes have played in the postseason 13 of the past 18 years, and in six of the past eight seasons, with five NIT appearances and one NCAA appearance.

- March 30, 2012 — DeQuan Jones opened the 2012 Denny's Slam Dunk Contest with a perfect score of 40 from the on-site judges in the 24th Annual State Farm College Slam Dunk Championships held in New Orleans at the site of the NCAA Final Four. Jones was joined in the event by judge Jimmy Graham, a former Cane hooper and current New Orleans Saint. Jones also participated in a pre-event Google+ Hangout on the UM campus.

## 2012-13 Historical Season

- October 15, 2012 — The ACC Coaches picked Miami fourth in the preseason poll, and two days later the media predicted the Canes to finish fifth in the league.

- October, 2012 — Miami earns national respect, opening the season ranked No. 24 by Blue Ribbon Yearbook, and receiving votes in both the USA TODAY (2 votes) and AP (8) polls.

- October 30, 2012 — As the 2012-2013 NBA season tipped off, three Pro Canes were on NBA rosters with John Salmons playing for the Sacramento Kings, Dequan Jones for the Orlando Magic and James Jones playing for the defending champions — the Miami HEAT.

- November 2, 2012 — The Hurricanes dropped the team's

exhibition game, 69-67, to Division II St. Leo University from Tampa, Fla.

- November 7, 2012 — UM opened the regular season with an 87-79 victory over the Stetson Hatters at the BankUnited Center.

- November 13, 2012 — In the first road game of the season, the Canes fell, 63-51, to Florida Gulf Coast in a sold-out Alico Arena in Fort Myers, Fla. The Eagles would go on to be a Cinderella team in the NCAA Championship, playing in the Sweet 16.

- November 28, 2012 — The unranked Hurricanes upset No. 13/14 Michigan State in the ACC/Big Ten Challenge, a turning point of the season. With the win, UM returned to the national polls, receiving votes in both.

- December 20, 2012 — Sophomore point guard Shane Larkin is added to the Bob Cousy Award watch list. Throughout the season, Larkin will be added to watch lists for the Naismith, Wooden and Lute Olson awards.

- January 4, 2013 — Coach Jim Larrañaga earns his 500th career victory as Miami opens the ACC season with a win at Georgia Tech, UM's first ACC road opener win since joining the league in 2004-05.

- January 10, 2013 — Miami traveled to Chapel Hill and defeated North Carolina for the first time in 10 meetings. The 2-0 start was Miami's best in ACC play since joining the league.

- January 21, 2013 — AP voters ranked Miami No. 25, while the Canes continued to receive votes in the USA TODAY poll.

- January 22, 2013 — The University of Miami announces a sellout crowd for the UM vs. Duke game on Jan. 23. The game was only the second sellout of the BUC under its current configuration. The Canes would go on to have five sellouts in the historical season.

- January 23, 2013 — Miami upsets No. 1 Duke in the BankUnited Center, downing the Blue Devils 90-63. It was both UM and Coach L's first win over a top-ranked team. UM was the first team to beat a No. 1 team by 20+ points in the 21st century.

- January 28, 2013 — Fresh off dominant victories over No. 1 Duke and in-state rival Florida State, Miami was ranked No. 14 in the latest edition of the Associated Press Top 25 and No. 15 in the USA TODAY Coaches rankings. According to the Associated Press, Miami's climb in the AP Poll was tied for the second-largest since the poll expanded to 25 teams in 1989-90.

- February 4, 2013 — The Canes continued to climb their way up the national polls, earning No. 8 in the latest edition of the Associated Press Poll and No. 11 in the USA TODAY rankings. The No. 8 ranking in the AP poll ties Miami's highest ranking ever, when the Canes were No. 8 on March 1, 1960. In the USA TODAY poll, Miami is one spot short of its highest ranking, which came on March 1, 1999.

- February 5, 2013 — The U.S. Basketball Writers Association selected Miami guard Shane Larkin as its Oscar Robertson National Player of the Week for games ending the week of Sunday, Feb. 3. Larkin was also the ACC Player of the Week for his performances against Virginia Tech and NC State.

- February 9, 2013 — Miami improved to 10-0 in conference play with a dominant 87-61 victory over North Carolina in front of a sold out BankUnited Center crowd. Miami is now the first team to beat Duke and UNC by 25 points since the start of ACC play in 1953. Miami is also the first team to beat Duke and UNC by 20 plus points in the same season since Maryland in '74-75 season.

- February 11, 2013 — Following the win vs. UNC, Miami soared to its highest rankings of the season, earning a No. 3/4 rank, receiving a record 17 first-place votes in the AP Poll. The last time UM received No. 1 votes was nearly 53 years ago when the Hurricanes tallied seven first place votes and was ranked 8th on March 1, 1960. UM also established a new program high with five first-place votes in the Coaches Poll.

- February 18, 2013 — Miami made program history AGAIN by earning a No. 2 ranking in the latest editions of both the AP and USA TODAY Coaches polls.

- February 23, 2013 — The Canes suffered their first ACC loss of the season, falling 80-65 at Wake Forest.

- March 7, 2013 — Raphael Akpejori was named to the 2012-13 All-ACC Academic Men's Basketball Team.

- March 9, 2013 — With the win over Clemson, the Hurricanes clinched sole possession of the ACC regular season championship, as well as earning the top seed in the ACC tournament. Miami's win gave them their first outright conference title in school history.

- March 11, 2013 — Fresh off the program's first-ever ACC regular-season championship, sophomore Shane Larkin, senior Kenny Kadji and Durand Scott were selected as All-ACC performers by the Atlantic Coast Sports Media Association. Larkin was named first-team All-ACC, while Kadji picked up second-team honors and Scott was an honorable mention player. Guard Durand Scott was selected to the ACC's Defensive Player of the Year while Shane Larkin was on the All-Defensive Team and Larrañaga was Coach of the Year, as determined by the Atlantic Coast Sports Media Association (ACSM).

- March 12, 2013 — The ACC coaches selected Coach Larrañaga Coach of the Year, Shane Larkin Player of the Year and Durand Scott Defensive Player of the Year. Larkin (1st), Kenny Kadji (2nd) and Scott (H.M.) each earned a spot on the inaugural Coaches All-ACC Basketball Team. Larkin, Scott and Julian Gamble were also named to the All-ACC Defensive Team.

- March 17, 2013 — Miami claims its first ACC Tournament title with a sweep of Boston College, NC State and North Carolina in the Greensboro Coliseum. Miami became the first school since 1974 to win the ACC outright regular-season and tournament titles in the same season. Miami is also the first ACC school outside of the state of North Carolina to do so. Shane Larkin was named the ACC All-Tournament MVP and Larkin and Durand Scott were named to the ACC All-Tournament first team, while Julian Gamble and Trey McKinney Jones were named to the second team.

- March 17, 2013 — ACC regular-season and tournament champion Miami Hurricanes earned the No. 2 seed in the East Region in the 2013 NCAA Division I Men's Basketball Championship. Miami was making its seventh NCAA tournament appearance in program history and only the sixth in the modern tournament era. Miami's No. 2 seed was tied for the highest in program history.

- March 22, 2013 — With a 78-49 win over 15-seed Pacific in Austin, Texas, 2-seed Miami recorded its first NCAA tournament victory since a 78-64 win over Saint Mary's in the 2008 NCAA tournament. The 29-point victory over Pacific was its largest margin of victory in an NCAA tournament game in program history, besting the previous mark of 21 set in 1999 vs. Lafayette College (75-54).

- March 24, 2013 — Miami downed 7-seed Illinois 63-59 in the Third Round to advance to the Sweet 16 for only the second time in school history (2000). The win increased the Hurricanes' single-season school-record wins total to 29.

- March 28, 2013 — Miami's historic season ends with a 71-61 loss to Marquette in the Sweet 16 in Washington, D.C. UM is now 6-7 all-time in seven NCAA tournament appearances.

- April 2, 2013 — Senior guard Durand Scott scored three points for the West during Friday's Reese's Division I College All-Star Game at the Georgia Dome.

- April 8, 2013 — Postseason awards rolled in for the Hurricanes during Final Four weekend as Coach L was named AP, Naismith and USBWA Henry Iba National Coach of the Year. He was also USBWA District IV, NABC All-District II and Basketball Times South District Coach of the Year. Shane Larkin was named the Lute Olson National Player of the Year and All-American by the AP (second team), John Wooden, Sporting News (third team), NABC (second team), Lute Olson, Lefty Driesell (defensive) and ESPN (second team). He was also on the USBWA All-District IV Team and Basketball Times All-District Team.

- April 15, 2013 — Miami guard and ACC Defensive Player of the Year Durand Scott accepted an invitation to the Portsmouth Invitational Tournament in Virginia from April 10-13 and was selected to play for team Cherry Bekaert.

- April 18, 2013 — The State of Florida honored Coach Larrañaga and the men's basketball team with two resolutions,

# MIAMI MEN'S BASKETBALL HISTORY

recognizing April 18, 2013, as "University of Miami Hurricanes Men's Basketball Team Day" in Florida. Each resolution was read and presented Thursday on the full floor of the Florida house of representatives and the full floor of the state senate.

- April 25, 2013 — The Florida Panthers honored the ACC Champion Miami Hurricanes men's basketball team with Jim Larrañaga dropping the ceremonial puck at the Panthers-Maple Leafs game at the BB&T Center.
- April 28, 2013 — Shane Larkin announces he will forego his remaining collegiate eligibility and enter the 2013 NBA Draft.
- May 5, 2013 — Shane Larkin named Most Outstanding UM Student-Athlete by the Miami Department of Athletics.
- May 10, 2013 — Coach L offered advice to graduating students while serving as the Commencement speaker for the College of Arts and Sciences and the Rosenstiel School of Marine and Atmospheric Science combined ceremony.
- May 10, 2013 — Six members of the Sweet 16 basketball team earned their college degree from the University of Miami. Two Canes — Trey McKinney Jones and Julian Gamble — are accepted graduate degrees while four student-athletes — Garrius Adams, Reggie Johnson, Kenny Kadji and Durand Scott — earned undergrad degrees.
- May 28, 2013 — The City of Coral Gables honored Coach Larrañaga and basketball team, proclaiming May 28, 2013, as "University of Miami Hurricanes Men's Basketball Day".
- June 27, 2013 — Sophomore guard Shane Larkin was selected with the No. 18 overall pick by the Atlanta Hawks during the 2013 NBA Draft at Barclays Center and was immediately traded to the Dallas Mavericks. He is the 19th Hurricane to be selected in the NBA Draft, and the first player since 2010.
- June 28, 2013 — Kenny Kadji and Durand Scott are picked up by the Cleveland Cavaliers and San Antonio Spurs, respectively, to play in the NBA Summer League.
- July 17, 2013 — Forward Raphael Akpejori was named to the National Association of Basketball Coaches (NABC) Honors Court, which recognizes those collegiate basketball student-athletes who excelled in academics during the 2012-13 season.
- August 6, 2013 — Durand Scott, the 2013 ACC Defensive Player of the Year and two-time ACC All-Tournament First Team player, accepted an offer to play professional basketball for Blusens Monbus Obradoiro in Spain. Scott signed with Obradoiro after receiving offers from teams in both Italy and Germany.
- August 6, 2013 — Durand Scott represented the Jamaican National Basketball Team in the 2013 Jack Donohue International Classic against Team Canada in Toronto.

## 2013-14

- August 14, 2013 — Miami Hurricanes senior forward Raphael Akpejori competed in a three game tour for Athletes in Action in Jamaica. The 6-foot-10 forward contributed to a 68-45 victory over the Jamaican NBL All-Star Team.
- September 5, 2013 — Director of Athletics Blake James announced that Miami extended men's basketball coach Jim Larrañaga's contract through May 2022.
- Sept. 7, 2013 — Coaches and players from the 2013 Miami basketball team received their ACC Championship rings after the first quarter of the UM-UF football game.
- September 20, 2013 — Hurricanes men's basketball coach Jim Larrañaga was appointed as Adjunct Assistant Professor of Kinesiology and Sport Sciences at Miami. Due to his head coaching responsibilities, Larrañaga will be a guest lecturer at several different classes in the School of Education and Human Development.
- October 16, 2013 — The reigning conference champion Miami men's basketball team was predicted to finish 12th out of 15 teams in the Atlantic Coast Conference, as announced by the league during Operation ACC Basketball in Charlotte, N.C.
- November 8, 2013 — Defending ACC champion Miami lost its season opener, 66-62, to the St. Francis Brooklyn Terriers in overtime.
- November 11, 2013 — Manu Lecomte's two free throws

with nine seconds left gave Miami an 81-80 overtime victory over Georgia Southern, the Canes' first win of the season.

- November 14, 2013 — Head Coach Jim Larrañaga announced that four players — Ja'Quan Newton, James Palmer, Omar Sherman and Ivan Cruz Uceda — signed National Letters of Intent to play men's basketball for Miami beginning fall 2014.
- November 18, 2013 — Shane Larkin debuted in his first NBA game. In only nine minutes of action, Larkin totaled three points, accumulated three steals and three assists.
- November 24, 2013 — Digital Wave Productions won a Suncoast Emmy Award for the Best Sports Daily or Weekly Program for "Hurricane Game Day, Beating Number One," a behind-the-scenes feature on the University of Miami men's basketball program and their victory against top-ranked Duke.
- December 6, 2013 — Julian Gamble received the Player of the Month Award in France's Pro B League.
- January 2, 2013 — Miami lost 49-44 to No.2 Syracuse in the ACC season opener and the Orange's first game in the league.
- January 7, 2013 — Coach Jim Larrañaga awarded senior walk-on Justin Heller an athletic scholarship for the 2014 spring semester.
- January 8, 2013 — Rion Brown scored 19 points to help Miami beat North Carolina 63-57. The win gave the Hurricanes their first Atlantic Coast Conference win of the season.
- January 24, 2014 — LeBron James, Dwyane Wade, James Jones, Shane Battier, Micky Arison, and Jack McClinton attended the highly anticipated Miami vs. Duke game. Jon Jay, Gaby Sanchez, Sam Shields, Gino Torretta, Ryan Kelly, and Kendall Marshall were also in attendance. Dick Vitale broadcast the game.
- January 29, 2014 — Miami's Steve Edwards, a multi-talented big guard who helped rebuild Miami's program in the mid 1990s, was selected to the 2014 ACC Legends class.
- February 22, 2014 — Rion Brown became the 35th member of Miami's 1,000 point club, scoring 22 points in a 69-42 win over visiting Boston College.
- February 25, 2014 — Raphael Akpejori was one of four Miami Hurricanes selected to receive the 2014 Weaver-James-Corrigan Award.
- February 28, 2014 — Coach Larrañaga received Miami's Federación de Estudiantes "YUCA" Award.
- March 4, 2014 — Miami forward Donnavan Kirk joined 16 student-athletes from across the league on the 2014 All-Atlantic Coast Conference Academic Men's Basketball Team.
- March 7, 2014 — Miami closed the 2014 regular season with a senior night matchup against Wake Forest. Miami honored its six seniors — Garrius Adams, Raphael Akpejori, Rion Brown, Justin Heller, Donnavan Kirk and Erik Swoope, and two senior managers — Jordana Levinson and Josh Weisman — prior to the game.
- March 10, 2014 — Both the Atlantic Coast Sports Media Association (ACSM) and the league's head coaches voted Miami senior Rion Brown to the All-ACC Third Team.
- March 12, 2014 — Miami defeated Virginia Tech, 57-53, and moved into the second round of the ACC Tournament.
- March 13, 2014 — The Hurricanes ended the 2013-14 season with a 67-58 loss to NC State at the ACC Tournament in Greensboro, N.C.
- May 5, 2014 — Former Hurricane Trey McKinney Jones was named to the 2014 All-NBA Development League All-Rookie Third Team.
- May 8, 2014 — Five Miami teams were publicly honored for being among the top 10 percent in Academic Progress Rates (APR). It marks the second straight year men's basketball received an APR Public Recognition Award.
- May 9, 2014 — Four Hurricanes men's basketball student-athletes — Rion Brown, Justin Heller, Donnavan Kirk and Erik Swoope — earned their college degrees from Miami. Garrius Adams graduated in June with a bachelor's degree while teammate Raphael Akpejori will graduate in May 2015 with both a bachelor's and master's degree.



# NCAA HISTORY

## NCAA Tournament Results (6-7)

### 1959-60 (Midwest Region)

3/8/60 vs. \*Western Kentucky L 107-84 Lexington, Ky.

*\*No team seeds in 1959-60*

### 1997-98 (No. 11 seed — South Region)

3/13/98 vs. No. 6 UCLA L 65-62 Atlanta, Ga.

### 1998-99 (No. 2 seed — East Region)

3/12/99 vs. No. 15 Lafayette W 75-54 Boston, Mass.

3/14/99 vs. No. 10 Purdue L 73-63 Boston, Mass.

### 1999-2000 (No. 6 seed — South Region)

3/17/00 vs. No. 11 Arkansas W 75-71 Nashville, Tenn.

3/19/00 vs. No. 3 Ohio State W 75-62 Nashville, Tenn.

3/24/00 vs. No. 7 Tulsa L 80-71 Austin, Texas

### 2001-02 (No. 5 seed — West Region)

3/14/02 vs. No. 12 Missouri L 93-80 Albuquerque, N.M.

### 2007-08 (No. 7 seed — South Region)

3/21/08 vs. No. 10 St. Mary's W 78-64 Little Rock, Ark.

3/23/08 vs. No. 2 Texas L 75-72 Little Rock, Ark.

### 2012-13 (No. 2 seed — East Region)

3/22/13 vs. No. 15 Pacific W 78-49 Austin, Texas

3/24/13 vs. No. 7 Illinois W 63-59 Austin, Texas

3/28/13 vs. No. 3 Marquette L 61-71 Washington, D.C.

### NCAA Tournament

NCAA Appearances 7

Overall Record 6-7

Sweet 16 Appearances 2

1959-60	First Round
1997-98	First Round
1998-99	Second Round
1999-2000	Sweet 16
2001-02	First Round
2007-08	Second Round
2012-13	Sweet 16

## NCAA CHAMPIONSHIP RECORD

### By Opponent

Opponent	W	L
Arkansas	1	0
UCLA	0	1
Illinois	1	0
Lafayette	1	0
Marquette	0	1
Missouri	0	1
Ohio State	1	0
Pacific	1	0
Purdue	0	1
St. Mary's	1	0
Texas	0	1
Tulsa	0	1
Western Kentucky	0	1

### By Opponent Seed

Seed	W	L
No. 2	0	1
No. 3	1	1
No. 6	0	1
No. 7	1	1
No. 10	1	1
No. 11	1	0
No. 12	0	1
No. 15	2	0

## NCAA CHAMPIONSHIP RECORDS

Record	Win	Loss	Pct	First	Last
All-Time	6	7	0.462	1960	2013
Modern	6	6	0.500	1998	2013
First Round	4	2	0.667	1998	2013
Second Round	2	2	0.500	1999	2013
Sweet 16	0	2	0.000	2000	2013

### By Conference (at time of game)

Big 12	0	2	0.000	2002	2008
Big East	0	1	0.000	2013	2013
Big Ten	2	1	0.667	1999	2013
Big West	1	0	1.000	2013	2013
Ohio Valley	0	1	0.000	1960	1960
PAC-10	0	1	0.000	1998	1998
Patriot	1	0	1.000	1999	1999
SEC	1	0	1.000	2000	2000
WAC	0	1	0.000	2000	2000
West Coast	1	0	1.000	2008	2008

### By Conference (current)

Big 12	0	1	1.000	2008	2008
Big East	0	1	0.000	2013	2013
Big Ten	2	1	0.667	1999	2013
Big West	1	0	1.000	2013	2013
Conference USA	0	1	0.000	2000	2000
PAC-12	0	1	0.000	1998	1998
Patriot	1	0	1.000	1999	1999
SEC	1	1	0.500	2000	2002
Sun Belt	0	1	0.000	1960	1960
West Coast	1	0	1.000	2008	2008

### By Opponent's State

Arkansas	1	0	1.000	2000	2000
California	2	1	0.667	1998	2013
Illinois	1	0	1.000	2013	2013
Indiana	0	1	0.000	1999	1999
Kentucky	0	1	0.000	1960	1960
Missouri	0	1	0.000	2002	2002
Ohio	1	0	1.000	2000	2000
Oklahoma	0	1	0.000	2000	2000
Pennsylvania	1	0	1.000	1999	1999
Texas	0	1	0.000	2008	2008
Wisconsin	0	1	0.000	2013	2013

### By Type

Public	4	5	0.444	1960	2013
Private	2	2	0.500	1999	2013



# NIT HISTORY

## NIT Results (7-11)

### 1960-61

3/16/61 vs. St. Louis L 58-56 New York, N.Y.

### 1962-63

3/16/63 vs. St. Francis (N.Y.) W 71-70 New York, N.Y.

3/19/63 vs. Providence L 106-96 New York, N.Y.

### 1963-64

3/12/64 vs. St. Joseph's (Pa.) L 86-76 New York, N.Y.

### 1994-95

3/15/95 at Penn State L 62-56 University Park, Pa.

### 1996-97

3/13/97 at Michigan L 76-63 Ann Arbor, Mich.

### 2000-01

3/14/01 at Auburn L 60-58 Auburn, Ala.

### 2004-05

3/15/05 at South Carolina L 69-67 Columbia, S.C.

### 2005-06 Miami - No. 3 Seed

3/15/06 Oklahoma State W 62-59 Coral Gables, Fla.

3/20/06 at Creighton W 53-52 Omaha, Neb.

3/22/06 at Michigan L 71-65 Ann Arbor, Mich.

### 2008-09 Miami - No. 4 Seed

3/18/09 at Providence W 78-66 Providence, R.I.

3/20/09 at Florida L 74-60 Gainesville, Fla.

### 2010-11 Miami - No. 2 Seed

3/16/11 #7 Florida Atlantic W 85-62 Coral Gables, Fla.

3/21/11 #3 Missouri State W 81-72 Coral Gables, Fla.

3/23/11 at #1 Alabama L 79-64 Tuscaloosa, Ala.

### 2011-12 Miami - No. 2 Seed

3/14/12 #7 Valparaiso W 66-50 Coral Gables, Fla.

3/19/12 #6 Minnesota L 78-60 Coral Gables, Fla.

### NIT

NIT Appearances 11

Overall Record 7-11

1960-61 First Round  
1962-63 Second Round  
1963-64 First Round  
1994-95 First Round  
1996-97 First Round  
2000-01 First Round  
2004-05 First Round  
2005-06 Quarterfinals  
2008-09 Second Round  
2010-11 Quarterfinals  
2011-12 Second Round

## NIT RECORDS

Record	Win	Loss	Pct	First	Last
All-Time	7	11	0.412	1961	2012

First Round 5 6 0.455 1961 2012

Second Round 2 2 0.500 2006 2012

Quarterfinals 0 3 0.000 1963 2011

### By Conference (at time of game)

Big 12 1 0 1.000 2006 2006

Big East 1 0 1.000 2009 2009

Big Ten 0 4 0.000 1995 2012

Horizon 1 0 1.000 2012 2012

Independents 0 1 0.000 1963 1963

Missouri Valley 2 1 0.667 1961 2011

MTNY 1 0 1.000 1963 1963

SEC 0 4 0.000 2001 2011

Sun Belt 1 0 1.000 2011 2011

### By Conference (current)

Atlantic 10 0 2 0.000 1961 1964

Big 12 1 0 1.000 2006 2006

Big East 1 1 0.500 1963 2009

Big Ten 0 4 0.000 1994 2012

Horizon 1 0 1.000 2012 2012

Missouri Valley 2 0 1.000 2006 2011

Northeast 1 0 1.000 1963 1963

SEC 0 4 0.000 2001 2011

Sun Belt 1 0 1.000 2011 2011

### By Opponent's State

Alabama 0 2 0.000 2001 2011

Florida 1 1 0.500 2009 2011

Indiana 1 0 1.000 2012 2012

Michigan 0 2 0.000 1997 2006

Minnesota 0 1 0.000 2012 2012

Missouri 1 1 0.500 1961 2011

Nebraska 1 0 1.000 2006 2006

New York 1 0 1.000 1963 1963

Oklahoma 1 0 1.000 2006 2006

Pennsylvania 0 2 0.000 1964 1995

Rhode Island 1 1 0.500 1963 2009

South Carolina 0 1 0.000 2005 2005

### By Type

Private 4 3 0.571 1961 2012

Public 3 8 0.375 1995 2012



# ACC TOURNAMENT HISTORY

## ACC TOURNAMENT RECORD: 11-9

### 2004-05: MCI Center (Washington, D.C.)

First Round: No. 11 Virginia def. No. 6 Miami, 66-65

### 2005-06: Greensboro Coliseum (Greensboro, N.C.)

First Round: No. 8 Miami def. No. 9 Clemson, 66-63

Quarterfinals: No. 1 Duke def. No. 8 Miami, 80-76

### 2006-07: St. Pete Times Forum (Tampa, Fla.)

First Round: No. 12 Miami def. No. 5 Maryland, 67-62

Quarterfinals: No. 4 Boston College def. No. 12 Miami, 74-71 (OT)

### 2007-08: Charlotte Bobcats Arena (Charlotte, N.C.)

First Round: No. 5 Miami def. No. 12 NC State, 63-50

Quarterfinals: No. 4 Virginia Tech def. No. 5 Miami, 63-49

### 2008-09: Georgia Dome (Atlanta, Ga.)

First Round: No. 8 Virginia Tech def. No. 9 Miami, 65-47

### 2009-10: Greensboro Coliseum (Greensboro, N.C.)

First Round: No. 12 Miami def. No. 5 Wake Forest, 83-62

Quarterfinals: No. 12 Miami def. No. 4 Virginia Tech, 70-65

Semifinals: No. 1 Duke def. No. 12 Miami, 77-74

### 2010-11: Greensboro Coliseum (Greensboro, N.C.)

First Round: No. 9 Miami def. No. 8 Virginia, 69-62 (OT)

Quarterfinals: No. 1 North Carolina def. No. 9 Miami, 61-59

### 2011-12: Philips Arena (Atlanta, Ga.)

First Round: No. 6 Miami def. No. 11 Georgia Tech, 54-36

Quarterfinals: No. 3 Florida State def. No. 6 Miami, 82-71

### 2012-13: Greensboro Coliseum (Greensboro, N.C.)

Quarterfinals: No. 1 Miami 69, No. 8 Boston College 58

Semifinals: No. 1 Miami 81, No. 5 NC State 71

Finals: No. 1 Miami 87, No. 3 North Carolina 77

### 2013-14: Greensboro Coliseum (Greensboro, N.C.)

First Round: No. 10 Miami 57, No. 15 Virginia Tech 53

Quarterfinals: No. 7 NC State 67, No. 10 Miami 58

## ACC Tournament Record by Opponent

Opponent	W	L
Boston College	1	1
Clemson	1	0
Duke	0	2
Florida State	0	1
Georgia Tech	1	0
Maryland	1	0
North Carolina	1	1
NC State	2	1
Virginia	1	1
Virginia Tech	2	2
Wake Forest	1	0

## ACC Tournament Record by Miami's Seed

Seed	W	L
No. 1	3	0
No. 5	1	1
No. 6	1	2
No. 8	1	1
No. 9	1	2
No. 10	1	1
No. 12	3	2

## ACC TOURNAMENT RECORDS

Record	W	L	Pct	First Year	Last Year
All-Time	11	9	0.550	2005	2014
First Round	7	2	0.777	2005	2014
Quarterfinals	3	5	0.375	2006	2014
Semifinals	1	1	0.500	2010	2013
Finals	1	0	1.000	2013	2013

## By Opponent's State

Florida	0	1	0.000	2012	2012
Georgia	1	0	1.000	2012	2012
Maryland	1	0	1.000	2007	2007
Massachusetts	1	1	0.500	2007	2013
North Carolina	4	4	0.500	2006	2014
South Carolina	1	0	1.000	2006	2006
Virginia	3	3	0.500	2005	2014

## POSTSEASON TEAMS

### 1959-60

#### NCAA Tournament

Season Record: 23-4

Bruce Hale, Head Coach

12/1	Rollins	W	110-86
12/3	Jacksonville	W	106-98
12/5	Tampa	W	98-65
12/9	at Houston	W	72-63
12/10	at Centenary	L	77-84
12/12	at Loyola (La.)	W	86-70
12/14	Murray State	W	92-80
12/19	Florida	W	79-77
12/21	at Miami (Ohio)	W	83-78
12/28	vs. BYU *	W	110-93
12/29	vs. Xavier *	W	87-69
1/2	South Carolina	W (OT)	107-106
1/7	at Iona	W	69-67
1/13	at Jacksonville	W (OT)	78-70
1/14	at Florida	W	70-65
1/16	at Florida State	W	93-91
1/23	Houston	L	79-88
1/29	Oklahoma City	W	97-84
2/2	at Rollins	W	90-79
2/3	at Tampa	W	74-73
2/4	at Stetson	W	94-86
2/6	at Florida Southern	W	88-71
2/11	Stetson	L	72-73
2/18	Florida Southern	W	121-85
2/22	Kentucky Wesleyan	W	104-95
2/27	Florida State	W	107-89
3/8	vs. Western Kentucky ^	L	84-107
Season Totals			2427-2192

\* Hurricane Classic | ^ NCAA Tournament

NO.	PLAYER	POS.	YR.
11	Dave Landis	G	JR
12	Ron Godfrey	F	JR
13	Dick Hickox	G	JR
14	Dod Hammond	F	SO
15	Harry Manushaw	C	JR
20	Bruce Applegate	F	JR
22	Martin Snider	G	JR
23	Ken Allen	G	SO
24	Chris Stavreti	G	SO
25	Julie Cohen	G	SO
31	Jack Spisak	F	SO
32	Bruce Shapiro	G	SO

### 1960-61

#### National Invitation Tournament

Season Record: 20-7

Bruce Hale, Head Coach

12/1	at Rollins	W	80-62
12/3	Tampa	W	93-64
12/6	at Santa Clara	L	65-66
12/8	at San Francisco	W	68-56
12/10	at BYU	L	80-112
12/15	Florida Southern	W	87-54
12/17	Florida	W	93-74
12/28	vs. Army *	W	82-75
12/29	vs. Holy Cross *	W	77-71
1/4	Miami (Ohio)	W(2OT)	102-100
1/7	at La Salle	L	74-88
1/11	at Florida	L	73-81
1/13	at Jacksonville	W (OT)	93-84
1/14	at Florida State	L	78-89
1/21	Houston	W	89-78
1/26	Centenary	W	86-74
1/30	Louisville	W	71-69
2/1	Rollins	W	103-75
2/3	at Stetson	W	91-84
2/4	at Florida Southern	W	92-80
2/11	Loyola (La.)	W	65-61
2/15	Stetson	W	91-84
2/18	at Tampa	W	108-99
2/20	Jacksonville	W	96-80
2/23	Morehead State	W	85-70
2/25	Florida State	W	75-73
3/16	vs. St. Louis ^	L	56-58
Season Totals:			2230-2036

\* Hurricane Classic | ^ NIT

NO.	PLAYER	POS.	YR.
11	Carl Stavreti	G	SO
12	Ron Godfrey	F	SR
13	Dick Hickox	G	SR
14	Lee Woods	F	SO
15	Harry Manushaw	C	SR
20	Bruce Applegate	F	SR
21	Bruce Shapiro	G	JR
23	Ken Allen	G	SO
24	Chris Stavreti	G	JR
25	Julie Cohen	G	JR
31	Jack Spisak	F	JR
33	Lou Alix	F	SO
45	Mike McCoy	C	SO

### 1962-63

#### National Invitation Tournament

Season Record: 23-5

Bruce Hale, Head Coach

11/30	Florida	W (OT)	91-87
12/4	at Boston College	W	72-69
12/6	at Rhode Island	W	88-80
12/8	at Providence	W	82-75
12/13	Florida Southern	W	116-93
12/21	Duke	W	71-69
12/27	vs. Cornell *	W	94-85
12/28	vs. Pittsburgh *	W	86-85
1/3	at St. John's	W	67-59
1/4	at La Salle	L	76-78
1/9	at Jacksonville	W	103-91
1/10	at Florida	W	86-77
1/12	at Florida State	L (OT)	74-77
1/19	St. Peter's	W	99-75
1/24	Houston	W	71-70
1/29	at Tampa	W	78-76
1/30	at Rollins	W	120-72
2/1	at Stetson	L	64-66
2/2	at Florida Southern	W	99-83
2/5	Jacksonville	W	112-105
2/9	Louisville	W	112-84
2/12	Rollins	W	114-75
2/16	Loyola (La.)	L	77-84
2/18	Tampa	W	112-81
2/23	Florida State	W	99-70
2/26	Stetson	W	75-60
3/16	vs. St. Francis (N.Y.) ^	W	71-70
3/19	vs. Providence ^	L	96-106
Season Totals:			2505-2212

\* Hurricane Classic | ^ NIT

NO.	PLAYER	POS.	YR.
11	Carl Stavreti	G	SR
12	Larry Kessler	G	SO
13	Bernie Butts	G	JR
14	Lee Woods	C	SR
15	Edward Fults	F	SO
20	Greg Meyer	C	SO
22	Charles Holiber	F	JR
23	Kenny Allen	G	SR
24	Rick Barry	F	SO
31	Jack Spisak	F	SR
32	Wayne Beckner	F	SO
45	Mike McCoy	C	SR

# POSTSEASON TEAMS

**1963-64**
**National Invitation Tournament**
**Season Record: 20-7**
**Bruce Hale, Head Coach**

12/3	Tampa	W	101-95
12/7	Florida	W	95-79
12/10	at Santa Clara	L	77-86
12/12	at St. Mary's (Calif.)	L	101-86
12/14	at Nevada	W (OT)	81-78
12/17	San Francisco	W	95-83
12/19	Rollins	W	108-90
12/27	vs. Army !	W	79-71
12/28	vs. Syracuse !	L (OT)	85-86
1/4	Rhode Island	W	105-88
1/8	Jacksonville	W	97-92
1/9	at Florida	L	91-114
1/11	at Florida State	L	78-80
1/18	Memphis State	W	78-69
1/23	La Salle	W	121-99
1/28	at Rollins	W	127-85
1/29	at Tampa	W	134-104
1/31	at Stetson	W	81-75
2/1	at Florida Southern	W	85-78
2/4	Jacksonville	W	117-92
2/10	Creighton	L	94-124
2/13	at Houston	L	83-93
2/15	at Loyola (La.)	W (OT)	97-90
2/18	Florida Southern	W	120-79
2/22	Stetson	W	87-70
2/29	Florida State	W	82-80
3/12	vs. St. Joseph's (Pa.) ^	L	76-86
Season Totals:			2575-2352

! Hurricane Classic | ^ NIT

NO.	PLAYER	POS.	YR.
12	Larry Kessler	G	JR
13	Bernie Butts	G	SR
15	Charles Holiber	F	SR
20	Clark Connors	F	SO
22	John Bates	F	SO
24	Rick Barry	F	JR
25	Bob Green	G	SO
31	John Dampier	G	JR
32	Wayne Beckner	F	JR
33	Don Patrican	C	SO
34	Charles Grob	C	SO
45	Stewart Marcus	F	SO

**1994-95**
**National Invitation Tournament**
**Season Record: 15-13 (9-9 BIG EAST)**
**Leonard Hamilton, Head Coach**

11/25	Northeastern Illinois	W	66-48
11/28	Florida Atlantic	W	76-59
11/30	Robert Morris	W	66-51
12/6	Syracuse *	L	65-83
12/10	Florida A&M	W	67-53
12/20	at Clemson	L	55-75
12/28	UNLV @	L	55-56
12/30	Fordham	W	55-43
1/2	at Seton Hall *	L	54-72
1/7	at Georgetown *	L	64-71
1/11	at St. John's *	W	82-79
1/18	at Providence *	W	81-75
1/21	Boston College *	W	69-68
1/25	Villanova *	L	62-92
1/28	at Syracuse *	L	51-76
1/31	at Connecticut *	L	57-82
2/4	Georgetown *	W	67-61
2/7	at Villanova *	L	63-73
2/11	Providence *	W	69-63
2/13	St. John's *	W	71-69
2/18	at Pittsburgh *	L	61-67
2/22	Seton Hall *	W	61-57
2/25	at Boston College *	W (OT)	77-71
2/28	Pittsburgh *	W (OT)	76-68
3/2	at Florida Atlantic	W	80-70
3/4	Connecticut *	L	67-75
3/10	vs Georgetown #	L	58-69
3/15	at Penn State ^	L	56-62
Season Totals:			1831-1888

@ Orange Bowl Basketball Classic | \* BIG EAST Game

# BIG EAST Tournament | ^ NIT

NO.	PLAYER	POS.	YR.
0	Steve Frazier	G	SO
3	Alex Fraser	F	SO
5	Steve Rich	F	JR
10	Anthony Rosa	G	SO
11	Torey McCormick	G	SO
12	Kevin Norris	G	FR
13	Chuck Barker	G	FR
20	Mitchell Dunn	G	JR
21	Steven Edwards	G	JR
22	Jaime Waggoner	G	FR
33	Constantin Popa	C	SR
50	Brad Timpf	F	SO
52	Lorenzo Pearson	F	JR
55	Will Davis	C	SO

**1996-97**
**National Invitation Tournament**
**Season Record: 16-13 (9-9 BIG EAST)**
**Leonard Hamilton, Head Coach**

11/22	Buffalo	W	78-61
11/24	Florida Atlantic	W	83-74
11/29	at UNLV	L	43-55
12/3	St. John's *	L	57-61
12/7	Syracuse *	W	67-63
12/13	Hartford	W	74-58
12/18	Jacksonville	W	74-57
12/22	at Tennessee	L	65-78
12/28	vs. DePaul @	W	61-45
12/30	Lehigh	W	32-68
1/2	at Boston College *	W	65-62
1/4	at Georgetown *	W	69-67
1/8	at Pittsburgh *	L	72-76
1/11	at Villanova *	W	61-59
1/15	Providence *	W	71-69
1/18	Georgetown *	W (OT)	68-65
1/22	Connecticut *	W	69-46
2/2	at Rutgers *	L	59-60
2/5	Pittsburgh *	W	78-63
2/8	Rutgers *	W	53-50
2/10	at Seton Hall *	W	61-51
2/15	at Connecticut *	L	52-72
2/19	Boston College *	L	57-59
2/22	at St. John's *	L	73-77
2/25	at Notre Dame *	L	60-69
3/1	West Virginia *	L	54-82
3/5	vs. St. John's #	W (OT)	76-68
3/6	vs. Georgetown #	L	59-63
3/13	vs. Michigan \$	L	63-76
Season Totals:			1105-1126

@ Orange Bowl Classic | \* BIG EAST Game

# BIG EAST Tournament | \$ NIT

NO.	PLAYER	POS.	YR.
0	Steve Frazier	G	SR
3	Alex Fraser	F	SR
10	Anthony Rosa	G	SR
11	Torey McCormick	G	SR
12	Kevin Norris	G	JR
15	Nick Donovan	C	SO
20	Mike Curcio	G	SO
22	Jaime Waggoner	G	JR
30	Vernon Jennings	G/F	FR
31	Johnny Hemsley	G/F	FR
32	Lucas Barnes	G/F	FR
33	Clifton Clark	G/F	SR
40	Tim James	F	SO
51	Mario Bland	F	FR
55	Will Davis	C	SR

## POSTSEASON TEAMS

### 1997-98

#### NCAA Tournament

Season Record: 18-10 (11-7 BIG EAST)

Leonard Hamilton, Head Coach

11/14	at Southern Illinois	W	73-61
11/16	Florida Atlantic	W	69-47
11/21	Charlotte	W	89-72
11/24	Eastern Kentucky	W	86-64
11/29	at Jacksonville	W	74-70
12/2	Rutgers *	W	63-55
12/6	Georgetown *	W	66-56
12/12	Georgia State	W	80-64
12/22	at Memphis	W	65-57
12/27	vs. Georgia Tech @	L	61-69
12/31	at Seton Hall *	W	78-65
1/3	at Pittsburgh *	W	73-65
1/6	Connecticut *	W	76-67
1/10	at West Virginia *	L	84-98
1/13	at St. John's *	L	64-73
1/18	at Syracuse *	L	67-85
1/22	Villanova *	W	78-63
1/28	at Boston College *	W	67-57
1/31	at Villanova *	L	75-78
2/4	Providence *	W	64-54
2/10	Syracuse *	L	63-72
2/14	Notre Dame *	W	66-57
2/18	at Providence *	L	57-59
2/22	at Notre Dame *	W	65-59
2/24	Seton Hall *	L	71-76
2/28	West Virginia *	W	70-66
3/4	vs. Georgetown #	L	56-62
3/13	vs. UCLA \$	L	62-65
Season Totals:			1962-1836

@ Orange Bowl Classic | \* BIG EAST Game

# BIG EAST Tournament | \$ NCAA Tournament

NO.	PLAYER	POS.	YR.
3	Mike Byars-Dawson	G	FR
10	Kevin Norris	G	SR
11	Jeremiah Schlie	F	FR
13	Steve Frazier	G	SR
14	Todd Manuel	G	FR
15	Nick Donovan	F	JR
20	Charles Wiseman	G	SO
21	Mike Curcio	G	JR
22	Jaime Waggoner	G	SR
30	Vernon Jennings	G/F	SO
31	Johnny Hemsley	G/F	SO
32	Lucas Barnes	G/F	SO
34	Dwayne Wimbley	F	FR
40	Tim James	F	JR
44	Elton Tyler	F	FR
51	Mario Bland	F	SO

### 1998-99

#### NCAA Tournament — Second Round

Season Record: 23-7 (15-3 BIG EAST)

Leonard Hamilton, Head Coach

11/13	at Florida Atlantic	W	97-73
11/23	at Charlotte	L	59-66
11/27	Northern Iowa	W	78-69
12/5	at Kentucky	L	65-74
12/8	Boston College *	W	77-64
12/11	UCF	W	66-56
12/18	at Georgia State	W	76-55
12/22	Memphis	W	80-64
12/27	vs. Ohio State @	W	72-64
12/30	at Georgetown *	W	64-63
1/6	St. John's *	W	84-79
1/9	Notre Dame *	L	68-71
1/13	at Rutgers *	W	74-62
1/16	at West Virginia *	W	64-55
1/20	Connecticut *	L	68-70
1/24	at Boston College *	W	75-67
1/27	Seton Hall *	W	77-71
1/30	at Pittsburgh *	L	54-60
2/3	at St. John's *	W	73-70
2/6	Georgetown *	W	71-58
2/8	at Syracuse *	W	76-63
2/13	at Providence *	W	69-65
2/16	Villanova *	W	103-82
2/20	at Connecticut *	W	73-71
2/23	Pittsburgh *	W	85-52
2/27	Rutgers *	W	68-63
3/4	vs. Georgetown #	W	65-54
3/5	vs. St. John's #	L	59-62
3/12	vs. Lafayette \$	W	75-54
3/14	vs. Purdue \$	L	63-73
Season Totals:			2178-1950

@ Orange Bowl Classic | \* BIG EAST Game

# BIG EAST Tournament | \$ NCAA Tournament

NO.	PLAYER	POS.	YR.
3	Mike Byars-Dawson	G	SO
4	Michael Simmons	G	FR
5	John Salmons	F	FR
11	Jeremiah Schlie	F	SO
13	João Paulo Coelho	G	FR
14	Todd Manuel	G	SO
15	Nick Donovan	F	SR
30	Vernon Jennings	G/F	JR
31	Johnny Hemsley	G/F	JR
34	Dwayne Wimbley	F	SO
40	Tim James	F	SR
42	Kevin Houston	G/F	JR
44	Elton Tyler	F	SO
51	Mario Bland	F	JR

### 1999-2000

#### NCAA Tournament — Sweet 16

Season Record: 23-11 (13-3 BIG EAST)

BIG EAST Regular Season Co-Champions

Leonard Hamilton, Head Coach

11/19	at UCF	W	81-54
11/23	Monmouth	W	67-46
11/30	Bethune-Cookman	W	102-75
12/4	at Memphis	L	72-82
12/7	Charlotte	L	65-75
12/11	Hartford	W	97-61
12/18	vs. North Carolina @	L	78-68
12/20	vs. UL Lafayette ^	L	60-66
12/21	vs. Detroit - Mercy ^	W	68-64
12/22	vs. Illinois State ^	L	78-87
12/27	Florida Atlantic	W	89-52
12/29	Quinnipiac	W	80-66
1/5	West Virginia *	W	66-58
1/8	Syracuse *	L	55-67
1/11	at Seton Hall *	W	71-64
1/15	at Georgetown *	L	61-65
1/17	at Villanova *	W	67-66
1/22	Boston College *	W	62-54
1/25	at Notre Dame *	W	63-49
1/29	Kentucky	L	57-60
2/1	Pittsburgh *	W	64-60
2/5	at Rutgers *	W	58-52
2/7	Georgetown *	W	77-55
2/16	Providence *	L	45-47
2/19	at Connecticut *	W	63-57
2/22	at West Virginia *	W	68-50
2/26	Notre Dame *	W	55-52
2/29	at Pittsburgh *	W	74-66
3/5	St. John's *	W	74-70
3/9	vs. Notre Dame #	W	61-58
3/10	vs. St. John's #	L	57-58
3/17	vs. Arkansas \$	W	75-71
3/19	vs. Ohio State \$	W	75-62
3/24	vs. Tulsa \$	L	71-80
Season Totals:			2346-2127

@ Orange Bowl Classic | ^ San Juan Shootout

\* BIG EAST Game | # BIG EAST Tournament

\$ NCAA Tournament

NO.	PLAYER	POS.	YR.
0	Leroy Hurd	G/F	FR
3	Michael Simmons	G	SO
11	Jerry Schlie	F	JR
13	João Paulo Coelho	G	SO
25	Elton Tyler	F	JR
30	Vernon Jennings	G/F	SR
31	Johnny Hemsley	G/F	SR
33	James Jones	F	FR
34	Dwayne Wimbley	F	JR
45	John Salmons	F	SO
51	Mario Bland	F	JR



# POSTSEASON TEAMS

## 2000-01

**National Invitation Tournament**  
**Season Record: 16-13 (8-8 BIG EAST)**  
**Perry Clark, Head Coach**

11/18	at Florida Atlantic	W	76-59
11/21	Columbia	W	65-41
11/25	Northeastern	W	92-86
11/28	at Charlotte	L	63-95
12/4	at North Carolina	L	45-67
12/9	UCF	W	83-72
12/16	vs. Nebraska @	L	64-72
12/18	Eastern Illinois	W	83-73
12/21	Memphis	W	66-57
12/27	Lehigh	W	71-52
12/29	UT Martin	W	70-54
1/3	at Pittsburgh *	L	51-62
1/7	Boston College *	L	72-73
1/10	at Virginia Tech *	L	74-85
1/13	at Boston College *	L	73-82
1/16	at Providence *	W	78-64
1/20	Connecticut *	W	77-74
1/22	at St. John's *	L (OT)	63-67
1/28	Providence *	L	70-80
2/1	Seton Hall *	W	72-66
2/6	Virginia Tech *	W	86-61
2/10	St. John's *	L (20T)	79-85
2/13	at Syracuse *	W	68-57
2/17	at Villanova *	W	80-62
2/24	at Connecticut *	L	53-60
2/28	West Virginia *	W	73-66
3/3	Villanova *	W	65-53
3/7	vs. Pittsburgh #	L	69-78
3/14	vs. Auburn \$	L	58-60
Season Totals:			2039-1963

@ Orange Bowl Classic | \* BIG EAST Game  
# BIG EAST Championship  
\$ National Invitation Tournament

NO.	PLAYER	POS.	YR.
0	Leroy Hurd	G/F	SO
1	Michael Simmons	G	SO
3	Joe Gordon	G	JR
4	Marcus Barnes	G	FR
5	John Salmons	F	JR
10	Orlando Gonzalez	G	SR
11	Jerry Schlie	F	JR
12	Brandon Okpalobi	G	FR
14	Rodrigue Djahue	F	FR
20	Danny Marakovits	G	FR
21	Darius Rice	F	FR
32	Dwayne Wimbley	C	SR
33	James Jones	F	SO

## 2001-02

**NCAA Tournament**  
**Season Record: 24-8 (10-6 BIG EAST)**  
**Perry Clark, Head Coach**

11/18	vs. Eastern Michigan ^	W	93-56
11/19	vs. UAB ^	W	81-79
11/20	vs. Clemson ^	W	67-65
11/24	Lafayette	W	79-69
11/26	Florida Atlantic	W	74-48
11/29	Howard	W	87-71
12/3	FIU	W	77-59
12/8	at Texas A&M	W	64-55
12/15	vs. Indiana @	W	58-53
12/18	Florida A&M	W	90-62
12/22	Charlotte	W	64-56
12/27	at LSU	W	68-61
12/30	St. Francis (PA)	W	71-48
1/2	at Georgetown *	W	79-71
1/5	at Connecticut *	L	75-76
1/8	at St. John's *	L	60-71
1/12	at Virginia Tech *	W	77-68
1/15	Pittsburgh *	W (20T)	76-69
1/19	Providence *	W (OT)	102-96
1/24	Villanova *	W	76-58
1/29	Boston College *	L	65-70
2/2	Connecticut *	W	68-66
2/5	at Villanova *	W	65-56
2/10	at Boston College *	L	63-76
2/13	St. John's *	W	79-56
2/17	at Rutgers *	L	61-64
2/23	Notre Dame *	L	77-90
2/26	at Providence *	W	81-65
3/2	Virginia Tech *	W	83-77
3/7	vs. Georgetown #	W	84-76
3/8	vs. Pittsburgh #	L	71-76
3/14	vs. Missouri \$	L	80-93
Season Totals:			2395-2156

^ Virgin Islands Paradise Jam  
@ Orange Bowl Classic | \* BIG EAST Game  
# BIG EAST Championship | \$ NCAA Tournament

NO.	PLAYER	POS.	YR.
1	Michael Simmons	G	JR
2	Kahleaf Watson	G	FR
4	Marcus Barnes	G	SO
5	John Salmons	F	SR
10	Brandon Okpalobi	G	SO
11	Jerry Schlie	F	SR
12	Rafael Berumen	F/C	JR
13	Paulo Coelho	G	JR
14	Rodrigue Djahue	F	SO
20	Danny Marakovits	G	SO
21	Darius Rice	F	SO
25	Elton Tyler	F/C	SR
33	James Jones	F	JR
34	William Frisby	F	SO

## 2004-05

**National Invitation Tournament**  
**Season Record: 16-13 (7-9 ACC)**  
**Frank Haith, Head Coach**

11/20	Wofford	W	67-64
11/23	South Carolina State	L	50-60
11/27	vs. Xavier @	L (OT)	70-83
11/29	Florida Atlantic	W	84-68
12/4	at Florida	W	72-65
12/7	at FIU	W	80-67
12/12	Massachusetts	W	80-53
12/18	Stetson	W	81-50
12/23	Tennessee Tech	W	69-57
12/30	Appalachian State	W	80-63
1/2	Norfolk State	W	76-58
1/6	at Georgia Tech *	L	69-80
1/9	NC State *	W	67-66
1/12	at Virginia *	W	91-80
1/15	Florida State *	W	64-63
1/19	Duke *	L	83-92
1/22	at North Carolina *	L	67-87
1/26	Clemson *	W	69-65
1/29	at Wake Forest *	L	82-94
2/2	Virginia Tech *	L	63-73
2/5	Maryland *	W (OT)	75-73
2/12	at Clemson *	W	83-77
2/15	Wake Forest *	L	63-68
2/19	at Virginia Tech *	L	58-71
2/22	at Florida State *	W	65-49
2/26	Georgia Tech *	L	72-76
3/3	at Duke *	L	59-83
3/10	vs. Virginia %	L	65-66
3/15	at South Carolina ^	L	67-69
Season Totals:			2071-2020

@ Orange Bowl Classic | \* ACC game  
% ACC Tournament  
^ NIT First Round

NO.	PLAYER	POS.	YR.
2	Gary Hamilton	F/C	JR
3	Lee Butler	G	JR
4	Antoine Mayhand	G	FR
10	Brandon Okpalobi	G	SR
11	Eric Wilkins	G	JR
12	Anthony Harris	G	SO
13	Guillermo Diaz	G	SO
21	Jonathan Stratton	G	FR
22	Robert Hite	G	JR
34	William Frisby	F	SR
42	Raymond Hicks	F	FR
44	Keaton Copeland	F	JR
50	Anthony King	F/C	SO
55	Glenn Batemon	C	JR



## POSTSEASON TEAMS

### 2005-06

**National Invitation Tournament — Quarterfinals**  
**Season Record: 18-16 (7-9 ACC)**  
**Frank Haith, Head Coach**

11/13	vs. UT-Arlington ^	W	76-65
11/14	vs. Air Force ^	L	53-57
11/15	vs. Green Bay ^	W	80-54
11/19	Morgan State	W	83-51
11/22	North Carolina A&T	W	87-62
11/27	at Temple	L	56-73
11/29	at Michigan	L	53-74
12/03	Birmingham Southern	W	82-55
12/10	Wofford	W	71-40
12/18	at NC State *	L	69-81
12/22	Florida	L	67-77
12/27	Stetson	W	65-56
12/31	vs. Louisville @	L	43-58
1/2	Sacred Heart	W	63-57
1/7	Maryland *	W	84-70
1/14	at North Carolina *	W	81-70
1/18	Clemson *	W	62-38
1/21	Boston College *	L	61-65
1/24	at Virginia *	L	51-71
1/29	at Florida State *	W (OT)	84-78
1/31	Wake Forest *	W	78-69
2/4	at Georgia Tech *	W	70-53
2/8	NC State *	L (2OT)	77-86
2/12	North Carolina *	L	70-80
2/16	at Boston College *	L	54-65
2/19	at Duke *	L	71-92
2/22	Virginia Tech *	W	70-59
3/1	at Maryland *	L	61-65
3/5	Florida State *	L	64-67
3/9	vs. Clemson #	W	66-63
3/10	vs. Duke #	L	76-80
3/15	Oklahoma State \$	W	62-59
3/20	at Creighton \$	W	53-52
3/22	at Michigan \$	L	65-71
Season Totals:			2308-2213

^ BCA Classic | @ Orange Bowl Classic | \* ACC Game  
 # ACC Tournament | \$ NIT

NO.	PLAYER	POS.	YR.
00	Jimmy Graham	F	FR
2	Gary Hamilton	F/C	SR
3	Lee Butler	G	SR
11	Eric Wilkins	G	SR
12	Anthony Harris	G	JR
13	Guillermo Diaz	G	JR
15	Denis Clemente	G	FR
21	Jonathan Stratton	G	SO
22	Robert Hite	G	SR
30	Adrian Thomas	F	FR
32	Brian Asbury	G	FR
42	Raymond Hicks	F	SO
44	Keaton Copeland	F	SR
50	Anthony King	F/C	JR

### 2007-08

**NCAA Tournament — Second Round**  
**Season Record: 23-11 (8-8 ACC)**  
**Frank Haith, Head Coach**

11/9	Florida Southern	W	104-61
11/15	vs. Marist ^	W	85-61
11/16	vs. VCU ^	W	69-63
11/18	vs. Providence ^	W	64-58
11/24	Morgan State	W	55-51
11/28	Alabama State	W	83-74
12/2	St. John's	W	66-47
12/8	at FIU	W	67-53
12/13	at Mississippi State	W	64-58
12/17	Stetson	W	89-53
12/20	North Florida	W	85-63
12/23	North Carolina A&T	W	95-64
12/29	vs. Winthrop @	L	70-76
1/2	Penn	W	88-62
1/12	Georgia Tech *	W	78-68
1/15	at Boston College *	L	66-76
1/19	at NC State *	L (OT)	77-79
1/23	North Carolina *	L	82-98
1/27	Clemson *	W	75-72
1/29	at Wake Forest *	L	68-70
2/2	at Duke *	L	73-88
2/6	Florida State *	L	55-62
2/8	at Virginia Tech *	W	74-71
2/17	at Georgia Tech *	W	64-63
2/20	Duke *	W	96-95
2/23	Maryland *	W	78-63
2/27	at Clemson *	L	69-79
3/1	Virginia *	W	95-93
3/5	Boston College *	W	74-61
3/8	at Florida State *	L (OT)	72-75
3/13	vs. NC State !	W	63-50
3/14	vs. Virginia Tech !	L	49-63
3/21	vs. St. Mary's \$	W	78-64
3/23	vs. Texas \$	L	72-75
Season Totals:			2542-2309

^ Puerto Rico Tip-Off | @ Orange Bowl Classic  
 \* ACC Game | ! ACC Tournament | \$ NCAA Tournament

NO.	PLAYER	POS.	YR.
00	Jimmy Graham	F	JR
1	Lance Hurdle	G	JR
5	Eddie Rios	G	FR
10	Landon Glover	G	SR
21	Dwayne Collins	F	SO
22	Fabio Nass	F	SR
23	James Dews	G	SO
25	Jonathan Stratton	G	SR
30	Adrian Thomas	F	SO-R
32	Brian Asbury	F	JR
33	Jack McClinton	G	JR
42	Raymond Hicks	F	SR
50	Anthony King	C	SR-R

### 2008-09

**National Invitation Tournament — Second Round**  
**Season Record: 19-13 (7-9 ACC)**  
**Frank Haith, Head Coach**

11/15	Florida Southern	W	96-60
11/21	vs. Southern Miss ^	W	70-60
11/23	vs. UConn ^	L	63-76
11/24	vs. San Diego ^	W	80-45
11/29	Stetson	W	79-65
12/2	Ohio State @	L	68-73
12/6	at Kentucky	W	73-67
12/12	FIU	W	76-50
12/14	Robert Morris	W	70-62
12/21	Clemson *	L	72-91
12/27	at St. John's	W	70-56
12/31	North Florida	W	94-41
1/3	North Carolina Central	W	76-42
1/5	Florida Atlantic	W	85-69
1/10	at Boston College *	W	77-71
1/14	Maryland *	W	62-60
1/17	at North Carolina *	L	65-82
1/21	Florida State *	W	75-69
1/25	Virginia Tech *	L (OT)	83-88
1/27	at NC State *	L (OT)	81-84
1/31	at Maryland *	L	68-73
2/4	Wake Forest *	W	79-52
2/7	at Duke *	L (OT)	75-78
2/15	North Carolina *	L	65-69
2/18	at Florida State *	L	67-80
2/21	Boston College *	W	69-58
2/26	at Virginia *	W	62-55
3/4	at Georgia Tech *	L	68-78
3/7	NC State *	W	72-64
3/12	vs. Virginia Tech !	L	47-65
3/18	at Providence \$	W	78-66
3/20	at Florida \$	L	60-74
Season Totals:			2325-2123

^ Paradise Jam | @ ACC/Big Ten Challenge  
 \* ACC Game | ! ACC Tournament | \$ NIT

NO.	PLAYER	POS.	YR.
00	Jimmy Graham	F	SR
1	Lance Hurdle	G	SR
5	Eddie Rios	G	SO
20	Cyrus McGowan	F	JR
21	Dwayne Collins	F	JR
23	James Dews	G	JR
25	Ryan Quiglar	G	FR
30	Adrian Thomas	F	JR-R
31	DeQuan Jones	G/F	FR
32	Brian Asbury	F	SR
33	Jack McClinton	G	SR
45	Julian Gamble	C	FR

# POSTSEASON TEAMS

## 2010-11

### National Invitation Tournament — Quarterfinals

Season Record: 21-15 (6-10 ACC)

Frank Haith, Head Coach

11/12	Jacksonville	W	89-77
11/15	at Memphis	L	68-72
11/19	N.C. Central	W	88-65
11/21	at Rutgers	L	45-61
11/24	McNeese State	W	79-59
11/27	at Florida Gulf Coast	W	87-75
11/30	Ole Miss	W	86-73
12/4	West Virginia	W	79-76
12/12	Stetson!	W	68-54
12/18	vs. UCF^	L	78-84
12/21	vs. Oral Roberts!	W	69-56
12/22	vs. Rice!	W	73-67
12/23	vs. Akron!	W	69-61
12/30	Pepperdine	W	94-59
1/2	at Duke*	L	63-74
1/8	at Clemson*	L	72-79
1/15	Boston College*	W	72-71
1/19	Florida State*	L	53-55
1/23	at NC State*	L	70-72
1/26	North Carolina*	L	71-74
1/30	at Virginia Tech*	L	68-72
2/3	Georgia Tech*	W	59-57
2/5	Virginia*	WOT	70-68
2/9	at Wake Forest*	W	74-73
2/13	Duke*	L	71-81
2/15	at UNC Greensboro	W	78-58
2/20	Clemson*	L	59-63
2/23	at Boston College*	W	73-64
2/26	at Florida State*	L	59-65
3/2	Maryland*	W	80-66
3/6	at Georgia Tech*	L	57-66
3/10	vs. Virginia%	WOT	69-62
3/11	vs. North Carolina%	L	59-61
3/16	Florida Atlantic#	W	85-62
3/21	Missouri State#	W	81-72
3/23	at Alabama#	L	64-79
Season Totals:			2579-2433

! Las Vegas Holiday Hoops Classic (Las Vegas, Nev.)

^ Orange Bowl Classic (Sunrise, Fla.) | \* ACC Game

% ACC Tournament (Greensboro, N.C.)

# National Invitation Tournament

NO.	PLAYER	POS.	YR.
1	Durand Scott	G	SO
3	Malcolm Grant	G	JR
10	Raphael Akpejori	F	FR
11	Ryan Quigtar	G	JR
12	Justin Heller	G	FR
15	Rion Brown	G	FR
25	Garrius Adams	G	SO
30	Adrian Thomas	F	GR
31	DeQuan Jones	G/F	JR
32	Erik Swoope	F	FR
42	Reggie Johnson	C	SO
45	Julian Gamble	F/C	JR

## 2011-12

### National Invitation Tournament — Second Round

Season Record: 20-13 (9-7 ACC)

Jim Larrañaga, Head Coach

11/11	Tennessee Tech	W	69-58
11/15	Rutgers	W	72-57
11/19	UNF	W	75-62
11/22	Florida Gulf Coast	W	60-50
11/25	at Ole Miss	L (OT)	61-64
11/29	at Purdue	L	65-76
12/03	UMass	W	83-75
12/06	Memphis	L	54-71
12/10	at West Virginia	L	66-77
12/17	vs FAU\$	W (20T)	93-90
12/22	at Charlotte	W	76-61
12/30	Appalachian State	W	84-54
01/02	UNCG	W	99-89
01/07	at Virginia*	L	51-52
01/10	at North Carolina*	L	56-73
01/18	Clemson*	W	76-73
01/22	NC State*	L	73-78
01/24	at Georgia Tech*	W	64-49
01/29	at Boston College*	W	76-54
02/01	Maryland*	W (20T)	90-86
02/05	at Duke*	W (OT)	78-74
02/09	Virginia Tech*	W	65-49
02/11	at Florida State*	L	59-64
02/15	North Carolina*	L	64-73
02/18	Wake Forest*	W	74-56
02/21	at Maryland*	L	70-75
02/26	Florida State*	W	78-62
02/29	at NC State*	L	73-77
03/03	Boston College*	W	77-56
03/08	at Georgia Tech^	W	54-36
03/09	vs Florida State^	L	71-82
03/14	Valparaiso#	W	66-50
03/19	Minnesota#	L	60-78
Season Totals:			2332-2181

\$ Orange Bowl Classic (Sunrise, Fla.)

\* ACC Game

^ ACC Tournament (Atlanta, Ga.)

# National Invitation Tournament

NO.	PLAYER	POS.	YR.
0	Shane Larkin	G	FR
1	Durand Scott	G	JR
2	Bishop Daniels	G	FR
3	Malcolm Grant	G	SR
4	Trey McKinney Jones	G	JR
5	DeQuan Jones	G/F	SR
10	Raphael Akpejori	F	SO
11	Ryan Quigtar	G	SR
12	Justin Heller	G	SO
15	Rion Brown	G	SO
21	Erik Swoope	F	SO
25	Garrius Adams	G	JR
35	Kenny Kadji	F/C	JR
42	Reggie Johnson	C	JR
45	Julian Gamble	F/C	SR

## 2012-13

### NCAA Tournament — Sweet 16

Season Record: 29-7 (15-3 ACC)

Jim Larrañaga, Head Coach

11/9	Stetson	W	87-79
11/13	at FGCU	L	51-63
11/16	Jacksonville	W	73-57
11/24	Detroit	W	77-62
11/28	No. 13/14 Michigan State@	W	67-59
12/1	at UMass	W	75-62
12/14	Charlotte	W	77-46
12/18	at UCF	W	72-50
12/22	Hawai'i &	W	73-58
12/23	No. 4/5 Arizona &	L	69-50
12/25	Indiana St. &	LOT	55-57
12/2	La Salle	W	76-59
1/5	at Georgia Tech *	W	62-49
1/10	at RV/RV UNC *	W	68-59
1/13	RV/RV Maryland *	W	54-47
1/16	at Boston College *	W	60-59
1/23	No. 1/1 Duke *	W	90-63
1/27	Florida State *	W	71-47
1/30	at Virginia Tech *	W	73-64
2/2	at No. 19/19 NC State *	W	79-78
2/5	Boston College *	W	72-50
2/9	North Carolina *	W	87-61
2/13	at Florida State *	W	74-68
2/17	at Clemson *	W	45-43
2/19	Virginia *	W	54-50
2/23	at Wake Forest *	L	65-80
2/27	Virginia Tech *	W	76-58
3/2	at No. 3/3 Duke *	L	79-76
3/6	Georgia Tech *	L	69-71
3/9	Clemson *	W	62-49
3/15	#8 Boston College ^	W	69-58
3/16	NC State ^	W	81-71
3/17	North Carolina ^	W	87-77
3/22	Pacific \$	W	78-49
3/24	Illinois \$	W	63-59
3/28	Marquette \$	L	61-71
Season Totals:			2,509-2,181

& Diamond Head Classic, Honolulu, Hawai'i

@ ACC/Big Ten Challenge

\* ACC Game

^ ACC Tournament (Atlanta, Ga.)

\$ NCAA Tournament

NO.	PLAYER	POS.	YR.
0	Shane Larkin	G	SO
1	Durand Scott	G	SR
3	Steve Sorenson	G	FR
4	Trey McKinney Jones	G	SR
10	Raphael Akpejori	F	JR
12	Justin Heller	G	JR
15	Rion Brown	G	JR
21	Erik Swoope	F	JR
23	Tonye Jekiri	C	FR
25	Garrius Adams	G	SR
35	Kenny Kadji	F/C	SR
42	Reggie Johnson	C	SR
45	Julian Gamble	F/C	SR



## 1,000 POINTS CLUB

## 1. RICK BARRY (1962-65)

2,298

YEAR	GP	FG-A	PCT	3FG-A	PCT	FT-A	PCT	PTS-AVG
62-63	24	162-341	.475	—	—	131-158	.829	455-19.0
63-64	27	314-572	.549	—	—	242-287	.843	870-32.1
64-65	26	340-651	.522	—	—	292-341	.859	973-37.4
TOTAL	77	816-1564	.522	—	—	665-786	.846	2298-29.8

## 2. ERIC BROWN (1985-89)

2,270

YEAR	GP	FG-A	PCT	3FG-A	PCT	FT-A	PCT	PTS-AVG
85-86	28	174-346	.503	—	—	112-156	.718	460-16.4
86-87	31	183-388	.472	14-38	.368	114-145	.786	494-15.9
87-88	30	193-333	.580	4-13	.308	161-229	.703	551-18.4
88-89	31	255-437	.584	9-32	.281	246-310	.794	765-24.7
TOTAL	120	805-1504	.535	27-83	.325	633-840	.754	2270-18.9

## 3. DON CURNUTT (1967-70)

2,006

YEAR	GP	FG-A	PCT	3FG-A	PCT	FT-A	PCT	PTS-AVG
67-68	28	268-559	.480	—	—	99-120	.825	635-22.7
68-69	24	262-613	.428	—	—	138-170	.812	662-27.6
69-70	25	283-644	.439	—	—	143-166	.861	709-28.4
TOTAL	77	813-1816	.448	—	—	380-456	.833	2006-26.1

## 4. DARIUS RICE (2000-04)

1,865

YEAR	GP	FG-A	PCT	3FG-A	PCT	FT-A	PCT	PTS-AVG
00-01	29	140-352	.398	62-183	.339	67-93	.720	409-14.1
01-02	32	155-405	.383	76-208	.365	92-115	.800	478-14.9
02-03	27	170-399	.426	67-184	.364	99-129	.767	506-18.7
03-04	28	166-408	.407	55-180	.306	85-106	.802	472-16.9
TOTAL	116	631-1564	.403	260-755	.344	343-443	.774	1865-16.1

## 5. ROBERT HITE (2002-06)

1,717

YEAR	GP	FG-A	PCT	3FG-A	PCT	FT-A	PCT	PTS-AVG
02-03	28	74-187	.396	20-62	.323	35-41	.854	203-7.3
03-04	30	168-344	.488	51-135	.378	68-79	.861	455-15.2
04-05	29	179-429	.417	72-189	.381	71-82	.866	501-17.3
05-06	34	201-446	.451	85-207	.411	71-87	.816	558-16.4
TOTAL	121	622-1406	.442	228-593	.384	245-289	.848	1717-14.2

## 6. TIM JAMES (1995-99)

1,713

YEAR	GP	FG-A	PCT	3FG-A	PCT	FT-A	PCT	PTS-AVG
95-96	28	117-221	.529	2-6	.333	46-85	.541	282-10.1
96-97	29	165-380	.434	2-8	.250	73-120	.608	405-14.0
97-98	28	184-379	.485	4-17	.235	97-144	.674	469-16.8
98-99	30	215-451	.477	12-41	.293	115-165	.697	557-18.6
TOTAL	115	681-1431	.476	20-72	.278	331-514	.644	1713-14.9

## 7. JACK MCCLINTON (2006-09)

1,702

YEAR	GP	FG-A	PCT	3FG-A	PCT	FT-A	PCT	PTS-AVG
06-07	31	163-403	.404	91-207	.440	102-114	.895	519-16.7
07-08	32	179-418	.428	94-220	.427	114-124	.919	566-17.7
08-09	32	200-445	.449	101-223	.453	116-131	.885	617-19.3
TOTAL	95	542-1266	.428	286-650	.440	332-369	.900	1702-17.9

## 8. DURAND SCOTT (2009-13)

1,650

YEAR	GP	FG-A	PCT	3FG-A	PCT	FT-A	PCT	PTS-AVG
09-10	33	126-277	.455	16-58	.276	71-106	.670	339-10.3
10-11	36	162-364	.445	27-69	.391	139-166	.837	490-13.6
11-12	30	136-300	.453	19-61	.311	97-122	.795	388-12.9
12-13	33	156-344	.453	36-102	.353	85-113	.752	433-13.1
TOTAL	132	580-1285	.451	98-290	.338	392-507	.773	1650-12.5

## 9. DENNIS BURNS (1985-89)

1,594

YEAR	GP	FG-A	PCT	3FG-A	PCT	FT-A	PCT	PTS-AVG
85-86	28	172-361	.476	—	—	35-60	.583	379-13.5
86-87	29	103-236	.436	1-10	.100	36-61	.590	243-8.4
87-88	31	203-400	.508	5-29	.172	67-106	.632	478-15.4
88-89	31	212-412	.515	3-5	.600	67-104	.644	494-15.9
TOTAL	119	690-1409	.490	9-44	.205	205-331	.619	1594-13.4

## 10. DICK HICKOX (1958-61)

1,529

YEAR	GP	FG-A	PCT	3FG-A	PCT	FT-A	PCT	PTS-AVG
58-59	25	161-378	.426	—	—	131-162	.809	453-18.1
59-60	27	219-460	.476	—	—	158-198	.798	596-22.1
60-61	27	180-437	.412	—	—	120-152	.788	480-17.8
TOTAL	79	560-1275	.439	—	—	409-512	.799	1529-19.4

## 11. JOHNNY HEMSLEY (1996-00)

1,497

YEAR	GP	FG-A	PCT	3FG-A	PCT	FT-A	PCT	PTS-AVG
96-97	24	30-87	.345	4-16	.250	19-24	.792	83-3.5
97-98	24	123-300	.410	26-96	.271	66-84	.786	338-14.1
98-99	30	183-408	.449	70-175	.400	98-125	.784	534-17.8
99-00	30	194-488	.398	64-200	.320	90-106	.849	542-18.1
TOTAL	108	530-1283	.413	164-487	.337	273-339	.805	1497-13.9

## 12. GUILLERMO DIAZ (2003-06)

1,477

YEAR	GP	FG-A	PCT	3FG-A	PCT	FT-A	PCT	PTS-AVG
03-04	30	132-268	.493	35-76	.461	54-77	.701	353-11.8
04-05	29	190-417	.456	61-168	.363	97-137	.708	538-18.6
05-06	34	194-467	.415	78-214	.364	120-152	.789	586-17.2
TOTAL	93	516-1152	.448	174-458	.380	271-366	.740	1477-15.9

## 13. STEVEN EDWARDS (1992-96)

1,393

YEAR	GP	FG-A	PCT	3FG-A	PCT	FT-A	PCT	PTS-AVG
92-93	27	127-304	.418	79-207	.382	97-140	.693	430-15.9
93-94	27	76-213	.357	57-164	.348	34-56	.607	243-9.0
94-95	28	102-285	.358	64-195	.328	91-118	.771	359-12.8
95-96	28	114-295	.386	65-200	.325	68-101	.673	361-12.9
TOTAL	110	419-1097	.382	265-766	.346	290-415	.699	1393-12.7

## 14. RON GODFREY (1958-61)

1,384

YEAR	GP	FG-A	PCT	3FG-A	PCT	FT-A	PCT	PTS-AVG
58-59	25	149-329	.453	—	—	106-143	.741	404-16.2
59-60	27	176-389	.452	—	—	159-207	.768	511-18.9
60-61	27	193-401	.481	—	—	83-119	.698	469-17.4
TOTAL	79	518-1119	.463	—	—	348-469	.742	1384-17.5

## 15. JAMES JONES (1999-03)

1,356

YEAR	GP	FG-A	PCT	3FG-A	PCT	FT-A	PCT	PTS-AVG
99-00	33	52-122	.426	10-32	.313	15-18	.833	129-3.9
00-01	29	122-285	.428	41-87	.471	60-74	.811	345-11.9
01-02	32	133-332	.401	33-105	.314	111-132	.841	410-16.9
02-03	28	157-351	.447	40-100	.400	118-142	.831	472-16.9
TOTAL	122	464-1090	.426	124-324	.383	304-366	.831	1356-11.1

## 16. MIKE WITTMAN (1964-67)

1,319

YEAR	GP	FG-A	PCT	3FG-A	PCT	FT-A	PCT	PTS-AVG
64-65	24	65-141	.461	—	—	37-61	.726	167-7.0
65-66	26	208-446	.466	—	—	151-206	.733	567-21.8
66-67	26	219-453	.483	—	—	147-184	.799	585-22.3
TOTAL	76	492-1040	.473	—	—	335-451	.743	1319-17.4

## 1,000 POINTS CLUB

## 17. JOE WYLIE (1988-91)

1,297

YEAR	GP	FG-A	PCT	3FG-A	PCT	FT-A	PCT	PTS-AVG
88-89	25	105-202	.520	3-6	.500	55-104	.529	268-10.7
89-90	28	210-430	.488	3-11	.273	91-153	.595	514-18.4
90-91	28	186-400	.465	0-4	.000	143-194	.737	515-18.4
TOTAL	81	501-1032	.485	6-21	.286	289-451	.641	1297-16.0

## 18. WILLIE ALLEN (1968-71)

1,293

YEAR	GP	FG-A	PCT	3FG-A	PCT	FT-A	PCT	PTS-AVG
68-69	24	134-300	.447	—	—	84-138	.609	352-14.7
69-70	26	164-356	.461	—	—	116-188	.617	444-17.1
70-71	25	184-404	.455	—	—	129-227	.568	497-19.9
TOTAL	75	482-1060	.455	—	—	329-553	.595	1293-17.2

## 19. JOHN SALMONS (1998-2002)

1,287

YEAR	GP	FG-A	PCT	3FG-A	PCT	FT-A	PCT	PTS-AVG
98-99	29	61-127	.480	10-41	.244	29-40	.725	161-5.6
99-00	34	109-240	.454	29-85	.341	73-92	.793	320-9.4
00-01	29	137-289	.474	25-71	.352	88-111	.793	387-13.3
01-02	32	137-297	.461	22-71	.310	123-146	.842	419-13.1
TOTAL	124	444-953	.466	86-268	.321	313-389	.805	1287-10.4

## 20. DWAYNE COLLINS (2006-10)

1,245

YEAR	GP	FG-A	PCT	3FG-A	PCT	FT-A	PCT	PTS-AVG
06-07	32	106-197	.538	0-0	.000	62-107	.579	274-8.6
07-08	34	120-218	.550	0-0	.000	54-108	.500	294-8.6
08-09	31	109-193	.565	0-0	.000	112-192	.583	330-10.6
09-10	29	128-212	.604	0-0	.000	91-160	.569	347-12.0
TOTAL	126	463-820	.565	0-0	.000	319-567	.563	1245-9.9

## 21. MIKE MCCOY (1960-63)

1,231

YEAR	GP	FG-A	PCT	3FG-A	PCT	FT-A	PCT	PTS-AVG
60-61	27	88-197	.446	—	—	33-61	.541	209-7.7
61-62	26	199-485	.410	—	—	70-122	.574	468-18.0
62-63	28	237-530	.447	—	—	80-132	.606	554-19.8
TOTAL	81	524-1212	.432	—	—	183-315	.581	1231-15.2

## 22. MARIO BLAND (1996-2000)

1,199

YEAR	GP	FG-A	PCT	3FG-A	PCT	FT-A	PCT	PTS-AVG
96-97	29	48-100	.480	0-0	.000	22-37	.595	118-4.1
97-98	27	122-200	.610	0-2	.000	70-117	.598	314-11.6
98-99	30	125-212	.590	6-11	.545	81-124	.653	337-11.2
99-00	34	155-328	.473	4-24	.167	116-159	.730	430-12.6
TOTAL	120	450-840	.536	10-37	.270	289-437	.661	1199-10.0

## 23. GENE STAGE (1955-58)

1,192

YEAR	GP	FG-A	PCT	3FG-A	PCT	FT-A	PCT	PTS-AVG
55-56	26	155-353	.439	—	—	68-100	.680	378-14.5
56-57	26	158-375	.421	—	—	145-186	.779	461-17.7
57-58	22	137-303	.452	—	—	79-103	.767	353-16.1
TOTAL	74	450-1031	.436	—	—	292-389	.751	1192-16.1

## 24. RUSTY PARKER (1965-68)

1,190

YEAR	GP	FG-A	PCT	3FG-A	PCT	FT-A	PCT	PTS-AVG
65-66	26	140-254	.551	—	—	63-97	.650	343-13.2
66-67	26	118-255	.463	—	—	53-75	.726	289-12.6
67-68	28	214-406	.527	—	—	130-162	.802	558-19.9
TOTAL	80	472-915	.516	—	—	246-334	.737	1190-14.9

## 25. MALCOLM GRANT (2009-12)

1,185

YEAR	GP	FG-A	PCT	3FG-A	PCT	FT-A	PCT	PTS-AVG
09-10	33	99-252	.393	61-148	.412	59-78	.756	318-9.6
10-11	36	158-378	.418	94-222	.423	122-143	.853	532-14.8
11-12	31	105-310	.339	68-206	.330	57-71	.803	335-10.8
TOTAL	100	362-940	.385	223-576	.387	238-292	.815	1185-11.9

## 26. KEVIN PRESTO (1985-89)

1,156

YEAR	GP	FG-A	PCT	3FG-A	PCT	FT-A	PCT	PTS-AVG
85-86	28	117-253	.462	—	—	57-70	.814	291-10.4
86-87	31	96-239	.402	69-170	.406	70-78	.897	331-10.7
87-88	31	81-200	.405	47-125	.376	56-60	.933	265-8.5
88-89	31	82-219	.374	54-158	.342	51-61	.836	269-8.7
TOTAL	121	376-911	.413	170-453	.375	234-269	.870	1156-9.6

## 27. CONSTANTIN POPA (1991-95)

1,132

YEAR	GP	FG-A	PCT	3FG-A	PCT	FT-A	PCT	PTS-AVG
91-92	32	81-187	.433	0-1	.000	54-100	.540	216-6.8
92-93	27	145-275	.527	0-0	.000	66-111	.595	356-13.2
93-94	27	100-216	.463	0-0	.000	47-67	.701	247-9.1
94-95	27	126-239	.527	0-0	.000	61-84	.726	313-11.6
TOTAL	113	452-917	.493	0-1	.000	228-362	.630	1132-10.0

## 28. RION BROWN (2010-14)

1,124

YEAR	GP	FG-A	PCT	3FG-A	PCT	FT-A	PCT	PTS-AVG
10-11	36	51-141	.362	32-90	.356	22-33	.697	157-4.4
11-12	31	73-171	.427	41-104	.394	36-47	.766	223-7.2
12-13	36	79-215	.367	38-130	.292	35-47	.745	231-6.4
13-14	33	174-403	.432	63-199	.317	102-135	.756	513-15.5
TOTAL	136	377-930	.405	174-523	.333	196-262	.748	1124-8.3

## 29. JAMES DEWS (2006-10)

1,090

YEAR	GP	FG-A	PCT	3FG-A	PCT	FT-A	PCT	PTS-AVG
06-07	31	37-108	.343	16-58	.276	7-12	.583	97-3.1
07-08	34	121-283	.428	58-156	.372	49-54	.907	349-10.3
08-09	32	94-239	.393	44-132	.333	31-41	.756	263-8.2
09-10	33	147-328	.448	52-143	.364	35-47	.745	381-11.5
TOTAL	130	399-958	.417	170-489	.348	122-154	.792	1090-8.4

## 30. WHITEY CAMPBELL (1946-50)

1,076

YEAR	GP	FG-A	PCT	3FG-A	PCT	FT-A	PCT	PTS-AVG
46-50	—	417	—	—	—	134	—	1076

## 31 (t). JULIE COHEN (1959-62)

1,042

YEAR	GP	FG-A	PCT	3FG-A	PCT	FT-A	PCT	PTS-AVG
59-60	27	120-300	.400	—	—	99-152	.651	339-12.6
60-61	27	132-275	.480	—	—	62-95	.653	326-12.1
61-62	26	136-329	.414	—	—	105-143	.734	377-14.5
TOTAL	80	388-904	.429	—	—	266-390	.682	1042-13.0

## 31 (t). DICK MIANI (1952-56)

1,042

YEAR	GP	FG-A	PCT	3FG-A	PCT	FT-A	PCT	PTS-AVG
52-56	—	392	—	—	—	258	—	1042

## 33. REGGIE JOHNSON (2009-13)

1,039

YEAR	GP	FG-A	PCT	3FG-A	PCT	FT-A	PCT	PTS-AVG
2009-10	32	60-115	.522	0-0	.000	84-107	.785	204-6.4
2010-11	36	165-279	.591	0-0	.000	100-150	.667	430-11.9
2011-12	23	88-179	.492	4-11	.364	51-72	.708	231-10.0
2012-13	26	57-150	.380	1-10	.100	59-87	.678	174-6.7
TOTAL	117	370-723	.512	5-21	.238	294-416	.707	1,039-8.9

## 34. JEROME SCOTT (1988-92)

1,038

YEAR	GP	FG-A	PCT	3FG-A	PCT	FT-A	PCT	PTS-AVG
88-89	17	19-53	.358	6-18	.333	11-21	.524	55-3.2
89-90	27	89-207	.430	19-62	.306	43-65	.662	240-8.9
90-91	28	129-305	.423	33-86	.384	81-114	.711	372-13.3
91-92	32	122-308	.396	27-80	.338	100-142	.704	371-11.6
TOTAL	104	359-873	.411	85-246	.346	235-342	.687	1038-10.0

## 35. RICK JONES (1964-67)

1,029

YEAR	GP	FG-A	PCT	3FG-A	PCT	FT-A	PCT	PTS-AVG
64-65	26	100-257	.389	—	—	56-70	.800	256-9.9
65-66	26	160-381	.420	—	—	134-153	.876	454-17.5
66-67	26	114-293	.388	—	—	91-114	.798	319-12.3
TOTAL	78	374-931	.402	—	—	281-337	.834	1029-13.2





## HURRICANE LETTERMEN

## A - A - A

Adams, Brandon	1988-92
Adams, Garrius	2009-14
Akpejori, Raphael	2010-14
Angelus, Charles	1945-46
Alix, Lou	1961-62
Allen, Antoine	2009-10
Allen, Ken	1960-63
Allen, Willie	1968-71
Alter, Foster	1930-31
Applegate, Bruce	1958-61
Arterburn, Harold	1953-55
Asbury, Brian	2005-09
Ashman, Rodger	1926-29

## B - B - B

Barker, Chuck	1994-96
Barnes, Lucas	1996-98
Barnes, Marcus	2000-02
Barry, Rick	1962-65
Batemon, Glenn	2004-05
Bates, John	1963-64, 1965-67
Bazil, Alex	1940-41
Beckner, Wayne	1962-65
Berghoff, Dick	1957-58
Berumen, Rafael	2001-03
Bland, Mario	1996-00
Bleier, Ted	1927-29
Boyle, Gene	1939-40
Brown, Eric	1985-89
Brown, Rion	2010-14
Buncum, Omari	2006-07
Burdette, Marty	1955-58
Burns, Dennis	1985-89
Burton, Trevor	1989-93
Butler, Lee	2004-06
Butts, Bernie	1962-64
Byars-Dawson, Mike	1997-99

## C - C - C

Caldwell, Justin	1989-91
Cambell, Bob "Whitey"	1946-50
Canaday, Wayne	1968-70
Cantrell, Dennis	1967-70
Carbonneau, Harold	1927-28
Carifeo, George	1940-42
Carroll, Bob	1947-48
Carson, James	1952-55
Catha, Larry	1926-29
Chadroff, Sy	1949-52
David Champouillon	1985-86
Clark, Adam	1991-93
Clark, Clifton	1995-97
Clarke, Karron	2003-04

Clemente, Denis	2005-07
Cobb, Don	1947-49
Coelho, João Paulo	1998-00, 2001-03
Cohen, Julie	1959-62
Collins, Dwayne	2006-10
Contreras, Edward	1956-59
Copeland, Keaton	2004-07
Corcoran, John	1938-39
Courtney, Cliff	1927-28
Crowe, Luke	1930-31
Curcio, Mike	1996-98
Curnutt, Don	1967-70

## D - D - D

Dampier, John	1963-65
Davis, Jerry	1956-57, 1958-59
Davis, Howard	1938-40
Davis, Will	1992-97
Dawson, Tim	1985-88
Denton, Bob	1952-54
Dews, James	2006-10
Diaz, Guillermo	2003-06
Djahue, Rodrigue	2000-04
Donovan, Nick	1995-99
Douglas, Bob	1941-42
Doyle, Keith	1945-46
Dunn, Eddie	1938-39
Dunn, Mitchell	1994-95
Dusewicz, Adam	1991-94

## E - E - E

Edwards, Lou	1945-47
Edwards, Steven	1992-96
El-Bassiouni, Tarik	1999-00
Elliott, Doug	1989-91
Evans, John	1928-29, 1930-31

## F - F - F

<b>Fernandez, Michael</b>	<b>2013-p</b>
Ferrara, Tony	1947-50
Fisher, Michael	1946-47
Focht, Dick	1950-51
Franklin, Alfred "Red"	1927-29
Fraser, Alex	1993-97
Frazier, Steve	1992-96, 97-98
Friedman, Abe	1946-50
Friedman, Mike	1955-56
Frisby, William	2001-02, 2003-05

## G - G - G

Gamble, Julian	2008-13
Gardner, Joe	1956-59
Gardner, Michael	1991-94
Gay, Charles	1969-70

Gee, Junior	1964-67
Gilbert, Lawrence	2006-07
Glenn, Darrell	1985-86
Glover, Landon	2006-08
Godfrey, Ron	1958-61
Gonzalez, Orlando	1999-01
Gordon, Joe	2000-01
Graham, Jimmy	2005-09
Grant, Malcolm	2009-12
Green, Bob	1963-67
Green, Tom	1967-69
Grist, Joe	1949-51
Grob, Charles	1963-66
Guimento, Chuck	1938-40

## H - H - H

Hagan, Arthur	1945-46
Hamilton, Gary	2002-06
Hamilton, George	1938-39
Hammond, Dod	1959-60
Hanley, Charles	1967-68
Hansen, Louis	1928-29, 1930-31
Harden III, Leonard	2003-04
Harris, Anthony	2003-07
Harris, Lionel	1970-71
Harvey, Tim	1985-87
Heffer, Larry	1961-62
Heller, Justin	2010-14
Hemsley, Johnny	1996-00
Hickox, Dick	1958-61
Hicks, Raymond	2004-08
High, Tshombe	1993-94
Hilbish, Tom	1938-41
Hill, Dan	1930-31
Hite, Robert	2002-06
Hoban, Gene	1954-56
Hocker, Thomas	1987-90
Hoffman, Richard	1951-53
Holiber, Charles	1961-63
Horford, Tito	1986-88
Houston, Kevin	1998-99
Howard, Lemuel	1986-87
Howell, Douglas	1953-55
Hubbard, Lee	1970-71
Hughes, Bryan	1985-87
Hurd, Leroy	1999-01
Hurdle, Lance	2007-09
Hutslar, Mike	1967-70

## I - I - I

Ibach, Ervin	1946-49
Ingemi, Mike	1947-48
Isles, David	1994-95

## J - J - J

James, Harvey	1945-46
James, Tim	1995-99
<b>Tonye Jekiri</b>	<b>2012-p</b>
Jennings, Vernon	1996-00
Johnson, Jamal	1993-94
Johnson, Reggie	2009-13
Jones, DeQuan	2008-12
Jones, James	1999-03
Jones, Rick	1964-67
Jupin, Gene	1941-42

## K - K - K

Kadji, Kenny	2011-13
Kahn, Andy	1990-91
Kasulin, Al	1941-42
Keene, Howard	1950-53
Kees, James	1940-41
Kessler, Larry	1962-63
Kichefski, Robert	1954-55
Kieserman, Jim	1991-92
King, Anthony	2003-06, 2007-08
Kirk, Donnavan	2009-10, 13-14
Kisker, David	1970-71
Klein, Richard	1970-71
Klima, Edward	1953-56
Kojkowski, Stanley	1955-57
Konel, Dave	1939-40
Krutulis, Joe	1939-42

## L - L - L

Landis, Dave	1958-60
Larkin, Shane	2011-13
Law, Rick	1969-71
Lawrence, Anthony	1991-93
Lawrence, Bruce	1954-55
Lawrence, Pat	1991-94
<b>Lecomte, Manu</b>	<b>2013-p</b>
Lee, Harford	1940-41
Leidy, Bob	1957-58
Lipchick, Pete	1945-46
Logan, Reo	2000-01
Logan, Samarr	1989-92
Lutsky, Kal	1946-47
Lyons, Herman	1927-29

## M - M - M

MacDonald, Mackey	1948-51
Manuel, Todd	1997-98
Manushaw, Harry	1958-61
Marakovits, Danny	2000-03
Marcus, Stewart	1963-66
Mayhand, Antoine	2004-05
Masters, Tom	1966-69



# HURRICANE LETTERMEN

McClellan, William	1948-49
McClinton, Jack	2006-09
McCormick, Torey	1993-97
McCoy, Mike	1960-63
McGowan, Cyrus	2008-10
McGuire, John	1926-28
McKinney Jones, Trey	2011-13
McNulty, Joe	1946-48
Mell, John	1945-46
Mercurio, Marion	1928-29
Miani, Richard	1952-56
Moore, Bruce	1987-89
Morris, Edwin	1955-58
Morton, Jake	1988-93
Munley, Joe	1956-58
Murray, Robert	1954-55
Musante, Andy	1941-42

## N - N - N

Nass, Fabio	2006-08
N'Diaye, Ismael	2002-03
Nebel, Norm	1957-59
Nicholas, Dave	1952-53
Noblet, Mike	1985-87
Norris, Kevin	1994-98
Noti, Charles	1966-68
Nugent, Nick	1955-56
Nylin, Bob	1969-70

## O - O - O

O'Brien, Jimmy	1926-27
Oesch, Harold	1938-39
Okpalobi, Brandon	2000-05
O'Neil, Jack	1951-52
Oram, Harold	1926-28
O'Riordan, Kevin	1970-71
Osbourne, John	1968-70

## P - P - P

Parker, Chris	1991-94
Parker, Rusty	1965-68
Patrican, Don	1963-66
Pearson, Lorenzo	1992-96
Polnitz, Reggie	1987-89
Popa, Constantin	1991-95
Presto, Kevin	1985-89
Prieto, Ernest	1953-56

## Q - Q - Q

Quigtar, Ryan	2008-12
---------------	---------

## R - R - R

Randon, Joseph	1988-92
<b>Reed, Davon</b>	<b>2013-p</b>
Rice, Darius	2000-04
Rich, Steve	1993-96

Richardson, Mark	1985-89
Rios, Eddie	2007-09
Roberson, Terrell	1985-86
Roberts, Oti	1999-00
Rodgers, Dan	1965-68
Rosa, Anthony	1992-96
Ross, Joe	1987-91
Ryan, Jack	1948-49
Ryskamp, Kenneth	1954-55

## S - S - S

Salmons, John	1998-02
Schayowitz, Willie	1951-54
Schlie, Jerry	1997-99, 2000-02
Schneckenberg, Bob	1985-87
Schneider, Jack	1949-52
Schuler, Harold	1946-47
Schuyler, Charles	1947-48
Scott, Durand	2009-13
Scott, Jerome	1988-92
Scott, Tom	1940-41
Shapiro, Bruce	1959-61
Shipe, Paul	1990-91
Silvis, Richard	1951-52
Simmons, Michael	1998-99, 2000-03
Sistik, Phil	1945-46
Skalaski, Charles	1945-46
Snell, Willie	1970-71
Snider, Martin	1958-60
Soens, Bill	1966-68
Solie, Lloyd	1927-29, 1930-31
Steve Sorenson	2012-14
Spagnolo, Bob	1969-71
Spisak, Jack	1959-60, 1961-63
Stage, Gene	1955-58
Stanton, Bob	1926-28
Stavreti, Carl	1960-63
Stavreti, Chris	1959-62
Steiner, Bob	1955-56, 1957-58
Stevenson, Jerry	1967-69
Stratton, Jonathan	2004-08
Strong, Donald	1970-71
Surratt, Armondo	2002-04
Swaby, Ochiel	1991-92
Swoope, Erik	2010-14

## T - T - T

Talbot, Robert George	1956-57
Thistlethwaite, Mark	1956-57
Thomas, Adrian	2005-11
Timpf, Brad	1992-96
Tobin, John	1939-42
Tracy, Art	1939-40
Tucker, Dick	1939-41
Turonis, Pete	1956-57
Tyler, Elton	1997-00, 2001-02

## V - V - V

Volkman, Mike	1964-66
---------------	---------

## W - W - W

Waggoner, Jaime	1994-98
Walker, Jermaine	1996-97
Ward, Hammie	1989-93
Warren, Joel	1985-89
Watson, Kaleaf	2001-02
Weinstein, Gerald	1946-50
Welch, Ron	1968-70
Westover, Brian	1970-71
Wilkins, Eric	2002-06
Williams, Levertis	1987-89
Wimbley, Dwayne	1997-01
Wiseman, Charles	1997-98
Wittman, Mike	1964-67
Woods, Lee	1960-63
Wrench, Roger	1949-52
Wylie, Joe	1988-91

## Y - Y - Y

Yanuck, Mel	1950-53
Younts, Austin	1928-29
Yovicsin, Anthony	1946-47

## 1984-85 PRACTICE TEAM

Bill Foster, Head Coach
Clint Bryant, Assistant Coach
Seth Greenberg, Assistant Coach
Cesar Odio, Assistant Coach
Adam Burden
Dennis Burns
David Champouillon
Tim Dawson
Tim Harvey
Bryan Heller
George Smith
Jeff Swilley
Kevin Presto
Robert Scheckenberg
Robert Selby
Greg Upshaw
Reuben ?

## TEAM CAPTAINS

1926-27	Rodger Ashman
1927-28	Rodger Ashman
1928-29	Rodger Ashman
1939-40	Tom Hilbish
1940-41	Tom Hilbish
1941-42	John Tobin
1948-49	Abe Friedman
1951-52	Sy Chadroff
1952-53	Mel Yanuck
1954-55	Harold Arterburn
1955-56	Dick Miani
1956-57	Gene Stage
1957-58	Marty Burdette
1958-59	Joe Gardner
1959-60	Bruce Applegate
1960-61	Dick Hickox
1961-62	Julie Cohen
1962-63	Kenny Allen
1963-64	Wayne Beckner
1964-65	Wayne Beckner
1995-96	Steven Edwards, Alex Fraser
1996-97	Alex Fraser, Torey McCormick (Asst. Captain), Kevin Norris (Asst. Captain)
2000-01	John Salmons, Dwayne Wimbley
2001-02	John Salmons, James Jones, Elton Tyler
2002-03	Paulo Coelho, James Jones, Darius Rice, Mike Simmons
2003-04	Rob Hite, Darius Rice
2005-06	Guillermo Diaz, Anthony Harris, Rob Hite, Anthony King
2006-07	Anthony Harris, Anthony King
2007-08	Anthony King, Jack McClinton
2008-09	Jack McClinton, Jimmy Graham
2009-10	Dwayne Collins, James Dews
2010-11	Malcolm Grant, Durand Scott
2011-12	Malcolm Grant, DeQuan Jones, Durand Scott
2012-13	Julian Gamble, Reggie Johnson, Kenny Kadji, Trey McKinney Jones, Durand Scott
2013-14	Garrius Adams, Raphael Akpejiori, Rion Brown, Donnavan Kirk, Erik Swoope



## IN THE POLLS

## WEEK AP UPI

## 1959-60

12/30/59	15th	—
1/5/60	14th	—
1/13/60	15th	—
1/19/60	11th	—
1/27/60	11th	—
2/3/60	N/A	—
2/10/60	10th	—
2/16/60	10th (3 first place votes)	—
2/24/60	9th (2 first place votes)	—
3/1/60	8th (7 first place votes)	—
Final	10th	—

## 1962-63

12/27/62	HM	—
1/2/63	HM	15th
1/9/63	HM	—
1/16/63	—	HM
1/23/63	HM	—
1/30/63	—	18th
2/12/63	HM	—
2/26/93	HM	—

## 1963-64

12/24/63	—	HM
1/7/64	—	HM

## 1964-65

Preseason	HM	16th
12/23/64	—	HM
1/6/65	—	HM
1/20/65	—	T19th
2/3/65	—	HM
2/17/65	HM	T19th
2/23/65	HM	17th
3/3/65	HM	HM

## 1967-68

2/28/68	HM	—
---------	----	---

## 1987-88

Preseason	ARV	ARV
-----------	-----	-----

## 1995-96

12/11/95	ARV (2 pts)	—
12/18/95	—	ARV (1 pt)

## 1996-97

Preseason	—	ARV (3 pts-60th)
1/12/97	—	ARV (1 pt-Tied 49th)
1/19/97	ARV (19 pts-38th)	ARV (9 pts-41st)
1/26/97	ARV (32 pts-31st)	—
2/4/97	ARV (4 pts-44th)	—
2/10/97	ARV (18 pts-40th)	ARV (2 pts-43rd)
2/17/97	ARV (3 pts-Tied 47th)	—

## WEEK AP USA TODAY

## 1997-98

11/24/97	ARV (27 pts-37th)	—
12/1/97	ARV (31 pts-36th)	ARV (9 pts-42nd)
12/8/97	ARV (60 pts-30th)	ARV (28 pts-29th)
12/15/97	ARV (78 pts-30th)	ARV (19 pts-33rd)
12/22/97	ARV (80 pts-31st)	ARV (18 pts-33rd)
12/29/97	ARV (19 pts-34th)	ARV (16 pts-32nd)
1/5/98	ARV (38 pts-27th)	ARV (29 pts-29th)
1/12/98	ARV (95 pts-26th)	ARV (41 pts-26th)
1/19/98	ARV (4 pts-43rd)	ARV (5 pts-39th)
1/26/98	—	ARV (11 pts-32nd)
2/9/98	ARV (5 pts-41st)	—
2/23/98	ARV (1 pt-46th)	—
3/1/98	ARV (2 pts-43rd)	—

## WEEK AP USA TODAY

## 1998-99

Preseason	ARV (12 pts-44th)	ARV (9 pts-36th)
11/16/98	ARV (16 pts-35th)	No Poll
11/23/98	ARV (20 pts-34th)	—
11/30/98	ARV (16 pts-36th)	—
12/6/98	ARV (16 pts-43rd)	—
12/13/98	ARV (10 pts-48th)	ARV (1 pt-58th)
12/20/98	ARV (2 pts-54th)	—
12/27/98	ARV (3 pts-52nd)	—
1/4/99	ARV (25 pts-31st)	ARV (25 pts-27th)
1/11/99	ARV (47 pts-30th)	ARV (8 pts-35th)
1/18/99	25th (103 pts)	ARV (21 pts-27th)
1/25/99	23rd (307 pts)	25th (61 pts)
2/1/99	25th (156 pts)	ARV (42 pts-26th)
2/8/99	16th (581 pts)	21st (142 pts)
2/15/99	15th (824 pts)	16th (279 pts)
2/22/99	11th (1056 pts)	13th (382 pts)
3/1/99	9th (1230 pts)	10th (473 pts)
3/8/99	10th (1089 pts)	12th (444 pts)
Final	No Poll	T12th (296 pts)

## 1999-2000

Preseason	25th (222 points)	24th (118 pts)
11/15/99	ARV (172 pts-26th)	No Poll
11/22/99	ARV (168 pts-26th)	24th (94 pts)
11/29/99	ARV (126 pts-26th)	25th (71 pts)
12/6/99	ARV (36 pts-31st)	ARV (14 pts-32nd)
12/13/99	ARV (15 pts-36th)	ARV (6 pts-35th)
12/20/99	ARV (5 pts-39th)	ARV (6 pts-38th)
12/27/99	—	ARV (4 pts-42nd)
2/21/00	ARV (15 pts-29th)	ARV (2 pts-T41st)
2/28/00	ARV (43 pts-26th)	ARV (2 pts-T40th)
3/6/00	23rd (185 pts)	ARV (34 pts-27th)
3/13/00	23rd (181 pts)	25th (39 pts)
Final	No Poll	20th (201 pts)

## 2000-01

Preseason	ARV (2 pts-57th)	ARV (4 pts-55th)
11/20/00	—	ARV (18 pts-38th)
11/27/00	ARV (1 pt-T53rd)	ARV (9 pts-T42nd)

## 2001-02

Preseason	—	ARV (16 pts-36th)
11/12/01	No Poll	ARV (13 pts-T36th)
11/19/01	ARV (1 pt-T50th)	ARV (10 pts-T39th)
11/26/01	ARV (3 pts-T49th)	ARV (10 pts-T37th)
12/3/01	ARV (6 pts-T45th)	ARV (12 pts-T37th)
12/10/01	ARV (29 pts-T36th)	ARV (24 pts-T34th)
12/17/01	ARV (153 pts-26th)	ARV (54 pts-26th)
12/24/01	24th (277 pts)	23rd (109 pts)
12/31/01	21st (471 pts)	21st (175 pts)
1/7/02	21st (378 pts)	20th (172 pts)
1/14/02	24th (265 pts)	20th (164 pts)
1/21/02	22nd (424 pts)	19th (209 pts)
1/28/02	15th (642 pts)	16th (275 pts)
2/4/02	12th (736 pts)	11th (344 pts)
2/11/02	13th (728 pts)	11th (419 pts)
2/18/02	17th (548 pts)	13th (348 pts)
2/25/02	22nd (308 pts)	18th (217 pts)
3/3/02	20th (427 pts)	16th (251 pts)
3/10/02	21st (348 pts)	21st (189 pts)
Final	No Poll	ARV (66 pts-27th)

## 2002-03

Preseason	—	ARV (1 pt-T57th)
11/25/02	—	ARV (3 pts-50th)
12/2/02	—	ARV (4 pts-T41st)

## WEEK AP USA TODAY

## 2004-05

12/6/04	ARV (4 pts-T40th)	—
12/13/04	ARV (3 pts-T38th)	—
12/20/04	ARV (3 pts-38th)	—
12/27/04	ARV (3 pts-T36th)	—
1/3/05	ARV (3 pts-T36th)	—
1/10/05	ARV (9 pts-38th)	—
1/17/05	ARV (30 pts-29th)	—
1/24/05	ARV (1 pt-48th)	—
2/7/05	ARV (1 pt-T46th)	—
2/14/05	ARV (6 pts-40th)	—

## 2005-06

Preseason	ARV (16 pts-T38)	ARV (6 pts-41)
11/21/05	ARV (9 pts-41)	—
11/28/05	ARV (2 pts-52)	—
1/16/06	ARV (3 pts-T44)	ARV (4 pts-T36)
1/23/06	ARV (1 pt-T46)	ARV (2 pts-T41)
1/30/06	—	ARV (5 pts-T36)
2/6/06	ARV (3 pts-44)	ARV (9 pts-T31)

## 2007-08

11/26/07	ARV (68 pts-31)	ARV (28 pts-33)
12/3/07	ARV (102 pts-27)	ARV (22 pts-32)
12/10/07	ARV (133 pts-26)	ARV (35 pts-26)
12/17/07	22nd (274 pts)	22nd (98 pts)
12/24/07	19th (443 pts)	19th (188 pts)
12/31/07	ARV (59 pts-27)	ARV (46 pts-26)
1/7/08	25th (85 pts)	ARV (21 pts-27)
1/14/08	21st (286 pts)	24th (84 pts)
1/21/08	ARV (15 pts-35)	ARV (2 pts-T41)
1/28/08	ARV (7 pts-43)	ARV (8 pts-37)
2/4/08	—	ARV (3 pts-T38)
2/25/08	ARV (62 pts-26)	ARV (8 pts-T31)
3/3/08	ARV (13 pts-32)	—
Final	No Poll	ARV (3 pts-37)

## 2008-09

Preseason	17th (570 pts)	16th (233 pts)
11/17/08	17th (591 pts)	16th (238 pts)
11/24/08	22nd (272 pts)	21st (146 pts)
12/1/08	21st (309 pts)	22nd (158 pts)
12/8/08	ARV (63 pts-29th)	25th (69 pts)
12/15/08	ARV (64 pts-27th)	ARV (48 pts-27th)
12/22/08	ARV (6 pts-40th)	ARV (10 pts-T33rd)
12/29/08	ARV (6 pts-40th)	—
1/5/09	ARV (8 pts-45th)	—
1/12/09	ARV (25 pts-31st)	ARV (4 pts-41st)
1/19/09	ARV (8 pts-T38th)	ARV (2 pts-T38th)
2/9/09	ARV (7 pts-T35th)	—
2/16/09	ARV (2 pts-39th)	ARV (2 pts-37th)

## 2009-10

11/23/09	ARV (24 pts-40th)	ARV (16 pts-35th)
11/30/09	ARV (77 pts-30th)	ARV (47 pts-30th)
12/7/09	ARV (46 pts-32nd)	—
12/14/09	ARV (40 pts-33rd)	—
12/21/09	ARV (50 pts-32nd)	ARV (3 pts-T47th)
12/28/09	ARV (60 pts-31st)	—
1/4/10	ARV (70 pts-31st)	—
1/11/10	23rd (189 pts)	ARV (8 pts-35th)

## 2011-12

2/6/12	ARV (1 pt-39th)	—
--------	-----------------	---

## 2012-13

1/21/13	25 (93 pts)	RV (49 pts)
1/28/13	14 (894 pts)	15 (326 pts)
2/4/13	8 (1,132 pts)	11 (485 pts)
2/12/13	3 (17 first place votes)	4 (5 first place)
2/18/13	2 (20 first place votes)	2 (7 first place)
2/25/13	5 (1,317 pts)	7 (581 pts)
3/4/13	6 (1,245 pts)	7 (568 pts)
3/11/13	9 (1,082 pts)	10 (502 pts)
3/18/13	5 (1,353 pts)	4 (639 pts)
Final	—	10 (487 pts)

# NETWORK TELEVISION BROADCASTS

<b>1985-86</b>			<b>2000-01</b>			<b>2010-11</b>		
1/18/86	Arizona 81, Miami 74 (OT)	CBS	12/4/00	North Carolina 67, Miami 45	ESPN2	11/14/10	Memphis 72, Miami 68	ESPN
2/22/86	Notre Dame 126, Miami 73	ESPN	1/22/01	St. John's 67, Miami 63 (OT)	ESPN	12/18/10	UCF 84, Miami 78	FSN
<b>1986-87</b>			2/1/01	Miami 72, Seton Hall 66	ESPN2	1/2/11	Duke 74, Miami 63	FSN
1/17/87	Kansas 82, Miami 47	NBC	2/10/01	St. John's 85, Miami 79 (OT)	ABC	1/8/11	Clemson 79, Miami 72	ESPNU
2/7/87	Navy 78, Miami 62	CBS	2/13/01	Miami 68, Syracuse 57	ESPN2	1/15/11	Miami 72, Boston College 71	ESPNU
2/26/87	Florida State 108, Miami 84	ESPN	2/17/01	Miami 80, Villanova 62	ESPN	1/26/11	North Carolina 74, Miami 71	ESPN2
<b>1987-88</b>			2/24/01	Connecticut 60, Miami 53	ABC	1/30/11	Virginia Tech 72, Miami 68	FSN
11/27/87	Michigan 109, Miami 76	ESPN	3/7/01	Pittsburgh 78, Miami 69	ESPN	2/3/11	Miami 59, Georgia Tech 57	ESPN2
1/2/88	Georgetown 82, Miami 78	USA	<b>2001-02</b>			2/13/11	Duke 81, Miami 71	FSN
2/15/88	Florida 83, Miami 73	USA	1/8/02	St. John's 71, Miami 60	ESPN2	2/20/11	Clemson 63, Miami 59	ESPNU
2/27/88	DePaul 101, Miami 82	NBC	2/10/02	Boston College 76, Miami 63	ABC	3/2/11	Miami 80, Maryland 66	ESPNU
3/8/88	Dayton 90, Miami 89	USA	2/26/02	Miami 81, Providence 65	ESPN2	3/11/11	North Carolina 61, Miami 59	ESPN2
<b>1988-89</b>			3/7/02	Miami 84, Georgetown 76 (OT)	ESPN	<b>2011-12</b>		
1/12/89	Miami 87, Kansas 86	ESPN	3/8/02	Pittsburgh 76, Miami 71	ESPN	11/25/11	Ole Miss 64, Miami 61 (OT)	FSN
<b>1989-90</b>			3/14/02	Missouri 93, Miami 80	CBS	11/29/11	Purdue 76, Miami 65	ESPN2
12/19/89	Arizona 83, Miami 53	ESPN	<b>2002-03</b>			12/3/11	Miami 83, UMass 75	ESPNU
<b>1991-92</b>			1/4/03	Miami 64, North Carolina 61 (OT)	ESPN	12/6/11	Memphis 71, Miami 54	ESPN2
1/29/92	Pittsburgh 82, Miami 52	ESPN	1/20/03	Miami 77, Connecticut 76	ESPN	12/10/11	West Virginia 77, Miami 66	ESPN2
2/12/92	Providence 73, Miami 51	ESPN	1/26/03	Syracuse 54, Miami 49	CBS	12/17/11	Miami 93, Florida Atlantic 90 (2OT)	FSN
<b>1992-93</b>			2/22/03	Georgetown 74, Miami 72	ESPN	1/7/12	Virginia 52, Miami 51	ESPNU
1/6/93	Pittsburgh 85, Miami 78	ESPN	3/8/03	St. John's 76, Miami 73	ESPN	1/24/12	Miami 64, Georgia Tech 49	ESPNU
2/10/93	Miami 75, Boston College 71	ESPN	3/12/03	Seton Hall 67, Miami 52	ESPN	2/5/12	Miami 78, Duke 74 (OT)	ESPNU
<b>1993-94</b>			<b>2003-04</b>			2/9/12	Miami 65, Virginia Tech 49	ESPN2
1/12/94	Pittsburgh 83, Miami 55	ESPN	1/7/04	North Carolina 89, Miami 64	ESPN	2/15/12	North Carolina 73, Miami 64	ESPN
1/26/94	Seton Hall 77, Miami 48	ESPN	<b>2004-05</b>			2/26/12	Miami 78, Florida State 62	ESPNU
2/16/94	Boston College 79, Miami 63	ESPN	1/19/05	Duke 92, Miami 83	ESPN	3/8/12	Miami 54, Georgia Tech 36	ESPNU
<b>1994-95</b>			3/3/05	Duke 83, Miami 59	ESPN	3/9/12	Florida State 82, Miami 71	ESPN2
1/11/95	Miami 82, St. John's 79	ESPN	<b>2005-06</b>			3/14/12	Miami 66, Valparaiso 50	ESPNU
2/22/95	Miami 61, Seton Hall 57	ESPN	11/29/05	Michigan 75, Miami 53	ESPN2	3/19/12	Minnesota 78, Miami 60	ESPN
3/15/95	Penn State 62, Miami 56	ESPN	1/14/06	Miami 81, North Carolina 70	ESPN2	<b>2012-13</b>		
<b>1995-96</b>			1/24/06	Virginia 71, Miami 51	ESPNU	11/28	Miami 67, Michigan State 59	ESPN
2/14/96	Providence 77, Miami 54	ESPN	2/8/06	NC State 86, Miami 77 (2OT)	ESPNU	12/22	Miami 73, Hawaii 58	ESPNU
2/20/96	Miami 96, St. John's 91 (2OT)	ESPN2	2/22/06	Miami 70, Virginia Tech 59	ESPNU	12/23	Arizona 69, Miami 50	ESPN2
2/28/96	Miami 71, Notre Dame 59	ESPN	3/10/06	Duke 80, Miami 76	ESPN2	12/25	Indiana St. 57, Miami 55 (OT)	ESPN2
3/6/96	Miami 77, Rutgers 67	ESPN2	3/15/06	Miami 62, Oklahoma State 59	ESPNU	1/10	Miami 68, UNC 59	ESPN
3/7/96	Georgetown 92, Miami 62	ESPN2	3/22/06	Michigan 71, Miami 65	ESPNU	1/13	Miami 54, Maryland 47	ESPNU
<b>1996-97</b>			<b>2006-07</b>			1/23	Miami 90, Duke 63	ESPN
2/2/97	Rutgers 60, Miami 59	ESPN	11/28/06	Northwestern 61, Miami 59	ESPN2	1/27	Miami 71, Florida State 47	ESPNU
2/5/97	Miami 78, Pittsburgh 63	ESPN	12/23/06	Louisville 82, Miami 59	ESPN	2/2	Miami 79, NC State 78	CBS
2/10/97	Miami 61, Seton Hall 51	ESPN2	1/6/07	Wake Forest 79, Miami 78	ESPNU	2/9	Miami 87, North Carolina 61	ESPN
3/5/97	Miami 76, St. John's 68 (OT)	ESPN2	1/31/07	North Carolina 105, Miami 64	ESPN	2/13	Miami 74, Florida State 68	ESPN2
3/6/97	Georgetown 63, Miami 59	ESPN2	2/3/07	Virginia 81, Miami 70	ESPNU	2/17	Miami 45, Clemson 43	ESPNU
<b>1997-98</b>			2/7/07	Boston College 75, Miami 68	ESPNU	2/19	Miami 54, Virginia 50	ESPNU
12/31/97	Miami 78, Seton Hall 65	ESPN	<b>2007-08</b>			3/2	Duke 79, Miami 76	ESPN
2/10/98	Syracuse 72, Miami 63	ESPN2	11/15/07	Miami 85, Marist 61	ESPNU	3/15	Miami 69, Georgia Tech 58	ESPN2
2/18/98	Providence 59, Miami 57	ESPN	11/16/07	Miami 69, VCU 63	ESPNU	3/16	Miami 81, NC State 71	ESPN
3/4/98	Georgetown 62, Miami 56	ESPN	11/18/07	Miami 64, Providence 58	ESPN2	3/17	Miami 87, UNC 77	ESPN
3/13/98	UCLA 65, Miami 62	CBS	12/2/07	Miami 66, St. John's 47	FSN	3/22	Miami 78, Pacific 49	TNT
<b>1998-99</b>			2/2/08	Duke 88, Miami 73	ABC	3/24	Miami 63, Illinois 59	TNT
12/5/98	Kentucky 74, Miami 65	CBS	3/5/08	Miami 74, Boston College 61	ESPNU	3/28	Marquette 71, Miami 61	CBS
1/13/99	Miami 74, Rutgers 62	ESPN2	3/14/08	Virginia Tech 63, Miami 49	ESPN2	<b>2013-14</b>		
1/20/99	Connecticut 70, Miami 68 (OT)	ESPN	3/21/08	Miami 78, St. Mary's 64	CBS	11/28	George Washington 71, Miami 63 (OT)	ESPNU
2/3/99	Miami 73, St. John's 70	ESPN	3/23/08	Texas 75, Miami 72	CBS	12/4	Nebraska 60, Miami 49	ESPNU
2/8/99	Miami 76, Syracuse 63	ESPN	<b>2008-09</b>			12/8	Virginia Tech 61, Miami 60 (OT)	ESPNU
2/20/99	Miami 73, Connecticut 71	CBS	12/2/08	Ohio State 73, Miami 68	ESPN	1/8	Miami 63, North Carolina 57	ESPN2
3/4/99	Miami 65, Georgetown 54	ESPN2	12/6/08	Miami 73, Kentucky 67	ESPN	1/22	Duke 67, Miami 46	ESPN2
3/5/99	St. John's 62, Miami 59	ESPN	12/21/08	Clemson 91, Miami 72	FSN	1/25	Syracuse 64, Miami 52	CBS
3/12/99	Miami 75, Lafayette 54	CBS	12/27/08	Miami 70, St. John's 56	ESPNU	2/10	Miami 77, Florida State 73	ESPNU
3/14/99	Purdue 73, Miami 63	CBS	1/10/09	Miami 77, Boston College 71	ESPNU	3/12	Miami 57, Virginia Tech 53	ESPN2
<b>1999-2000</b>			1/17/09	North Carolina 82, Miami 65	ESPN	3/13	NC State 67, Miami 58	ESPN
12/18/99	North Carolina 78, Miami 68	ESPN	1/25/09	Virginia Tech 88, Miami 83 (OT)	FSN	<b>MIAMI'S ALL-TIME TV RECORD</b>		
1/17/00	Miami 67, Villanova 66	ESPN	1/27/09	NC State 84, Miami 81 (OT)	ESPNU	ABC	1-4	
1/29/00	Kentucky 60, Miami 57	CBS	2/4/09	Miami 79, Wake Forest 52	ESPN2	CBS	7-12	
2/7/00	Miami 77, Georgetown 55	ESPN	2/15/09	North Carolina 69, Miami 65	FSN	NBC	0-2	
2/19/00	Miami 63, Connecticut 57	ABC	2/18/09	Florida State 80, Miami 67	ESPNU	ESPN	23-39	
2/26/00	Miami 55, Notre Dame 52	ESPN	3/18/09	Miami 78, Providence 66	ESPN2	ESPN2	22-20	
3/5/00	Miami 74, St. John's 70 (OT)	CBS	3/20/09	Florida 74, Miami 60	ESPNU	ESPNU	23-18	
3/9/00	Miami 61, Notre Dame 58	ESPN2	<b>2009-10</b>			TNT	2-0	
3/10/00	St. John's 58, Miami 57	ESPN	11/22/09	Miami 85, South Carolina 70	ESPN2	USA	0-3	
3/17/00	Miami 75, Arkansas 71	CBS	12/2/09	Miami 63, Minnesota 58	ESPNU			
3/19/00	Miami 75, Ohio State 62	CBS	12/6/09	Boston College 61, Miami 60	FSN			
3/24/00	Tulsa 80, Miami 71	CBS	1/9/10	Miami 67, Wake Forest 66	ESPNU			
			1/16/10	Virginia 75, Miami 57	ESPNU			
			1/26/10	Maryland 81, Miami 59	ESPNU			
			2/2/10	Wake Forest 62, Miami 53	ESPN2			
			2/6/10	Florida State 71, Miami 65	ESPNU			
			2/17/10	Duke 81, Miami 74	ESPN			
			3/6/10	Florida State 61, Miami 60	ESPN2			
			3/12/10	Miami 70, Virginia Tech 65	ESPN2			
			3/13/10	Duke 77, Miami 74	ESPN			



# MIAMI VS. RANKED OPPONENTS

## 1960-61

1/30/61 Louisville (#7 AP) W 71-69

## 1962-63

12/21/62 Duke (#2 UPI) W 71-69

## 1964-65

12/12/64 St. John's (#10 AP, #13 UPI) L 79-77

2/2/65 Miami (Ohio) (#20 UPI) W 100-85

## 1965-66

12/9/65 at San Francisco (#11 UPI) L 105-89

## 1966-67

12/28/66 Western Kentucky (#17 UPI) L 94-89

2/18/67 Houston (#7 AP, #8 UPI) L 105-86

2/25/67 at St. John's (#17 UPI) L 97-70

## 1967-68

2/15/68 at Houston (#1 AP) L 106-64

## 1969-70

12/12/69 at UCLA (#2 AP) L 127-69

12/30/69 Ohio University (#5 AP) L 99-74

1/10/70 at Jacksonville (#7 AP) L 121-87

2/14/70 at Houston (#13 AP) L 118-98

2/28/70 Florida State (#9 AP) L 112-96

3/4/70 Jacksonville (#6 AP) L 108-97

## 1970-71

1/9/71 at Jacksonville (#7 AP) L 124-82

3/2/71 Jacksonville (#9 AP) L 94-75

## 1985-86

2/19/86 at Duke (#2 AP) L 104-82

2/22/86 Notre Dame (#14 AP) L 126-73

## 1986-87

12/6/86 at North Carolina (#1 AP) L 127-77

1/17/87 at Kansas (#20 AP) L 82-47

2/21/87 at Florida (#18 AP) L 99-60

3/5/87 at Notre Dame (#20 AP) L 65-49

## 1987-88

11/27/87 vs. Michigan (#9 AP) L 109-76

12/30/87 vs. Purdue (#11 AP) L 110-82

1/2/88 Georgetown (#18 AP) L 82-78

1/6/88 at Duke (#9 AP) L 107-69

2/9/88 BYU (#8 AP) L 99-86

## 1988-89

12/10/88 Duke (#1 AP) L 117-102

1/7/89 at Georgetown (#5 AP) L 112-79

1/12/89 Kansas (#12 AP) W 87-86

1/24/89 Providence (#20 AP) L 106-91

## 1989-90

12/19/89 at Arizona (#20 AP) L 83-53

1/10/90 Kansas (#1 AP) L 100-73

2/5/90 at North Carolina (#25 AP) L 87-74

## 1990-91

12/14/90 Georgia (#11 AP) L 78-60

3/6/91 at DePaul (#25 AP) L 75-58

## 1991-92

1/2/92 at Connecticut \* (#5 AP) L 85-62

1/7/92 at Seton Hall \* (#18 AP) L 64-52

1/11/92 at Syracuse \* (#20 AP) L 73-57

1/14/92 St. John's \* (#17 AP) W 45-42

1/18/92 Connecticut \* (#8 AP) L 77-58

2/29/92 Syracuse \* (#22 AP) L 68-63

3/4/92 Seton Hall \* (#22 AP) L (OT) 90-82

3/13/92 vs. Georgetown (#21 AP) L 77-64

## 1992-93

12/7/92 at Seton Hall \* (#6 AP) L 65-56

1/2/93 Georgetown \* (#10 AP) W 80-69

1/6/93 at Pittsburgh \* (#24 AP) L 85-78

1/9/93 at Syracuse \* (#21 AP) L 89-81

1/23/93 Pittsburgh \* (#20 AP) L 86-84

2/20/93 St. John's \* (#25 AP) W 82-77

2/23/93 Seton Hall \* (#14 AP) L 85-73

## 1993-94

12/22/93 at Syracuse \* (#21 AP, #18 USAT) L 81-52

1/15/94 at Boston College \* (#20 AP, #20 USAT) L 69-49

2/5/94 at Connecticut \* (#5 AP, #6 USAT) L 73-57

2/22/94 Connecticut \* (#5 AP) L 74-49

3/1/94 Syracuse \* (#14 AP) L 71-69

## 1994-95

12/6/94 Syracuse \* (#19 AP, #19 USAT) L 83-65

1/7/95 at Georgetown \* (#12 AP, #13 USAT) L 71-64

1/25/95 Villanova \* (#22 AP, #25 USAT) L 92-62

1/28/95 at Syracuse \* (#6 AP, #6 USAT) L 76-51

1/31/95 at Connecticut \* (#4 AP, #5 USAT) L 82-57

2/4/95 Georgetown \* (#13 AP, #13 USAT) W 67-61

2/7/95 at Villanova \* (#16 AP, #18 USAT) L 73-63

3/4/95 Connecticut \* (#4 AP, #5 USAT) L 75-67

3/10/95 vs. Georgetown (#24 AP) L 69-58

## 1995-96

12/5/95 Villanova \* (#2 AP, #2 USAT) L 70-68

1/3/96 Syracuse \* (#11 AP, #12 USAT) W 75-66

1/6/96 at Connecticut \* (#7 AP, #6 USAT) L 73-52

1/13/96 at Georgetown \* (#5 AP, #5 USAT) L 72-67

1/27/96 at Villanova \* (#7 AP, #7 USAT) L 90-62

2/1/96 at Syracuse \* (#18 AP, #16 USAT) L 72-51

2/10/96 Boston College \* (#22 AP, #21 USAT) L 62-58

3/7/96 vs. Georgetown (#6 AP, #6 USAT) L 92-62

## 1996-97

12/7/96 Syracuse \* (#19 AP, #17 USAT) W 67-63

1/2/97 at Boston College \* (#25 AP, #25 USAT) L 65-62

1/11/97 at Villanova \* (#8 AP, #7 USAT) W 61-59

## 1997-98

11/21/97 Charlotte (#17 AP, #17 USAT) W 89-72

12/27/97 Georgia Tech \* (#23 USAT) L 69-61

1/6/98 Connecticut \* (#8 AP, #8 USAT) W 76-67

1/10/98 at West Virginia \* (#25 AP, #21 USAT) L 98-84

1/18/98 at Syracuse \* (#15 AP, #15 USAT) L 85-67

2/10/98 Syracuse \* (#23 AP, #20 USAT) L 72-63

2/28/98 West Virginia \* (#19 AP, #19 USAT) W 70-66

3/13/98 vs. UCLA (#19 AP, #20 USAT) L 65-62

## 1998-99

12/5/98 at Kentucky (#8 AP, #8 USAT) L 74-65

1/6/99 St. John's \* (#10 AP, #9 USAT) W 84-79

1/20/99 Connecticut \* (#1 AP, #1 USAT) L 70-68

2/3/99 at St. John's \* (#9 AP, #10 USAT) W 73-70

2/8/99 at Syracuse \* (#18 AP, #17 USAT) W 76-63

2/20/99 at Connecticut \* (#2 AP, #2 USAT) W 73-71

3/5/99 vs. St. John's (#9 AP, #10 USAT) L 62-59

## 1999-2000

12/18/99 North Carolina (#7 AP, #9 USAT) L 78-68

1/8/00 Syracuse \* (#7 AP, #8 USAT) L 67-55

1/29/00 Kentucky (#16 AP, #18 USAT) L 60-57

2/19/00 at Connecticut \* (#18 AP, #18 USAT) W 63-57

3/5/00 St. John's \* (#18 AP, #21 USAT) W 74-70

3/10/00 vs. St. John's (#19 AP, #20 USAT) L 58-57

3/19/00 vs. Ohio State (#8 AP, #8 USAT) W 75-62

3/24/00 vs. Tulsa (#18 AP, #19 USAT) L 80-71

## 2000-01

12/4/00 at North Carolina \* (#14 AP, #12 USAT) L 67-45

1/13/01 at Boston College \* (#24 AP) L 82-73

1/20/01 Connecticut \* (#15 AP, #15 USAT) W 77-74

2/1/01 Seton Hall \* (#22 AP, #25 USAT) W 72-66

2/13/01 at Syracuse \* (#10 AP, #7 USAT) W 68-57

## 2001-02

12/15/01 Indiana (#21 AP, #24 USAT) W 58-53

1/2/02 at Georgetown \* (#23 AP, #24 USAT) W 79-71

2/2/02 Connecticut \* (#17 AP, #22 USAT) W 68-66

3/8/02 vs. Pittsburgh (#7 AP, #7 USAT) L 76-71

## 2002-03

12/21/02 vs. Florida (#13 AP, #13 USAT) L (2OT) 94-93

1/11/03 at Connecticut \* (#3 AP, #3 USAT) L (OT) 83-80

1/20/03 Connecticut \* (#11 AP, #8 USAT) W 77-76

\* Conference game



## MIAMI VS. RANKED OPPONENTS

## 2003-04

1/7/04	at North Carolina (#12 AP, #13 USAT)	L	89-64
1/10/04	Pittsburgh * (#15 AP, #15 USAT)	L (2OT)	84-80
2/14/04	Syracuse * (#25 USAT)	L	91-74
2/18/04	at Connecticut * (#8 AP, #8 USAT)	L	76-63
2/21/04	at Providence * (#19 AP, #17 USAT)	L	70-57

## 2004-05

12/4/04	at Florida (#19 AP, #18 USAT)	W	72-65
1/6/05	at Georgia Tech * (#9 AP, #10 USAT)	L	80-69
1/9/05	NC State * (#24 USAT)	W	67-66
1/19/05	Duke * (#4 AP, #4 USAT)	L	92-83
1/22/05	at North Carolina * (#6 AP, #6 USAT)	L	87-67
1/29/05	at Wake Forest * (#5 AP, #5 USAT)	L	94-82
2/5/05	Maryland * (#22 AP, #24 USAT)	W (OT)	75-73
2/15/05	Wake Forest * (#5 AP, #5 USAT)	L	68-63
3/3/05	at Duke * (#6 AP, #6 USAT)	L	83-59

## 2005-06

12/18/05	at NC State * (#21 AP, #19 USAT)	L	81-69
12/22/05	Florida (#5 AP, #5 USAT)	L	77-67
12/31/05	vs. Louisville (#10 AP, #10 USAT)	L	58-43
1/7/06	Maryland * (#14 AP, #12 USAT)	W	84-70
1/14/06	at North Carolina * (#20 AP, #20 USAT)	W	81-70
1/21/06	Boston College * (#21 AP, #21 USAT)	L	65-61
2/8/06	NC State * (#16 AP, #15 USAT)	L (2OT)	86-77
2/12/06	North Carolina * (#23 AP, #24 USAT)	L	80-70
2/16/06	at Boston College * (#13 AP, #15 USAT)	L	65-54
2/19/06	at Duke * (#2 AP, #2 USAT)	L	92-71
3/10/06	vs. Duke (#3 AP, #3 USAT)	L	80-76

## 2006-07

12/3/06	Georgia Tech * (#21 AP, #25 USAT)	W	90-82
1/10/07	at Maryland * (#25 USAT)	W	63-58
1/14/07	Duke * (#11 AP, #11 USAT)	L	85-63
1/23/07	Virginia Tech * (#24 AP, #23 USAT)	L	92-85
1/31/07	at North Carolina * (#3 AP, #3 USAT)	L	105-64
2/21/07	Virginia * (#24 AP, #19 USAT)	W	68-60
3/8/07	vs. Maryland (#17 AP, #21 USAT)	W	67-62

## 2007-08

1/23/08	North Carolina * (#5 AP, #4 USAT)	L	98-82
1/27/08	Clemson * (#25 USAT)	W	75-72
2/2/08	at Duke * (#3 AP, #3 USAT)	L	88-73
2/20/08	Duke * (#5 AP, #4 USAT)	W	96-95
3/23/08	vs. Texas (#7 AP, #7 USAT)	L	75-72

## 2008-09

11/23/08	vs. UConn (#2 AP, #2 USAT)	L	76-63
12/21/08	Clemson * (#25 AP, #25 USAT)	L	91-72
1/10/09	at Boston College * (#24 AP, #17 USAT)	W	77-71
1/17/09	at North Carolina * (#5 AP, #6 USAT)	L	82-65
2/4/09	Wake Forest * (#7 AP, #6 USAT) ^	W	79-52
2/7/09	at Duke * (#4 AP, #3 USAT)	L (OT)	78-75
2/15/09	North Carolina * (#3 AP, #3 USAT)	L	69-65

## 2009-10

2/10/10	Georgia Tech * (#20 AP, #20 USAT)	W	64-62
2/17/10	Duke * (#6 AP, #6 USAT)	L	81-74
3/13/10	vs. Duke (#4 AP, #4 USAT)	L	77-74

## 2010-11

11/15/10	at Memphis (#19 AP, #19 USAT)	L	72-68
1/2/11	at Duke * (#1 AP, #1 USAT)	L	74-63
2/13/11	Duke * (#5 AP, #5 USAT)	L	81-71
3/11/11	vs. North Carolina (#6 AP, #7 USAT)	L	61-59

## 2011-12

12/06/11	Memphis (#21 AP, #20 USAT)	L	71-54
01/07/12	at Virginia * (#21 AP, #23 USAT)	L	52-51
01/10/12	at North Carolina * (#3 AP, #3 USAT)	L	73-56
02/05/12	at Duke * (#7 AP, #5 USAT)	W (OT)	78-74
02/11/12	at Florida State * (#15 AP, #17 USAT)	L	64-59
02/15/12	North Carolina * (#8 AP, #7 USAT)	L	73-64
02/26/12	Florida State * (#15 AP, #16 USAT)	W	78-62
03/09/12	vs. Florida State (#17 AP, #17 USAT)	L	82-71

## 2012-13

11/28/12	Michigan State (#13 AP, #14 USAT)	W	67-59
12/23/12	vs. Arizona (#4 AP, #5 USAT)	L	69-50
1/23/13	Duke * (#1 AP, #1 USAT)	W	90-63
2/2/13	at NC State * (#19 AP, #19 USAT)	W	79-78
3/2/13	at Duke * (#3 AP, #3 USAT)	L	79-76
3/28/13	vs. Marquette (#15 AP, #16 USAT)	L	71-61

## 2013-14

01/04/14	at Syracuse * (#2 AP, #2 USAT)	L	49-44
01/22/14	Duke * (#18 AP, #18 USAT)	L	67-46
01/25/14	Syracuse * (#2 AP, #2 USAT)	L	49-44
02/05/14	Pittsburgh * (#25 AP, #22 USAT)	L (OT)	59-55
2/26/14	at Virginia * (#12 AP, #11 USAT)	L	65-40

\* Conference game

## ALL-TIME

## HIGHEST RANKED OPPONENT BEATEN AT HOME

#1 Duke, 90-63 (1/23/13)

## HIGHEST RANKED OPPONENT BEATEN ON ROAD

#2 Connecticut, 73-71 (2/20/99)

## UM vs. RANKED TEAMS ALL-TIME

Overall	47-135
Home	32-52
at BankUnited Center	13-20
Away	13-63
Neutral	2-20
Overtime	1-4
Double Overtime	0-3

## UM vs. RANKED TEAMS SINCE THE REBIRTH (1985-86)

Overall	44-121
Home	29-45
Away	13-56
Neutral	2-20

## UM vs. RANKED OPPONENTS SINCE JOINING ACC (2004-05)

Overall	19-46
Home	12-18
Away	6-19
Neutral	1-9
Conference Games	16-32
ACC Tournament	1-4
NCAA Tournament	0-2
Reg. Season, Non-Conf.	2-6

## OVERALL NON-CONFERENCE GAMES (includes conf. tournament games)

Overall	10-56
Home	7-18
Away	1-20
Neutral	2-18

## UNDER COACH JIM LARRAÑAGA

Overall	5-14
Home	3-5
Away	2-6
Neutral	0-3
Conference Games	4-10
ACC Tournament	0-1
NCAA Tournament	0-2
Reg. Season, Non-Conf.	1-1

## ALL-AMERICANS | NBA & ABA DRAFTS

### DICK HICKOX, 1960

AP Second Team, UPI Second Team

YEAR	GP	FG-FGA	FG%	FT-FTA	FT%	REB	RPG	PTS	PPG
1958-59	25	161-378	.426	131-162	.809	98	3.9	453	18.1
1959-60	27	219-460	.476	158-198	.798	100	3.7	596	22.1
1960-61	27	180-437	.412	120-152	.788	138	5.1	480	17.8
TOTALS	79	560-1275	.439	409-512	.799	336	4.3	1529	19.4

### RICK BARRY, 1965

Consensus First Team

YEAR	GP	FG-FGA	FG%	FT-FTA	FT%	REB	RPG	PTS	PPG
1962-63	24	162-341	.475	131-158	.829	351	14.6	455	19.0
1963-64	27	314-572	.549	242-287	.843	448	16.6	870	32.1
1964-65	26	340-651	.522	292-341	.859	475	18.3	973	37.4
TOTALS	77	816-1564	.522	665-786	.846	1274	16.5	2298	29.8

### DON CURNUTT, 1970

AP Second Team, UPI Second Team

YEAR	GP	FG-FGA	FG%	FT-FTA	FT%	REB	RPG	PTS	PPG
1967-68	28	268-559	.480	99-120	.825	64	2.3	635	22.7
1968-69	24	262-613	.428	138-170	.812	72	3.0	662	27.6
1969-70	25	283-644	.439	143-166	.861	54	2.2	709	28.4
TOTALS	77	813-1816	.448	380-456	.833	190	2.5	2006	26.1

### TIM JAMES, 1999

AP Third Team, NABC Third Team

YEAR	GP	FG-FGA	FG%	3FG-3FGA	3FG%	FT-FTA	FT%	REB	RPG	PTS	PPG
1995-96	28	117-221	.529	2-6	.333	46-85	.541	151	5.4	282	10.1
1996-97	29	165-380	.434	2-8	.250	73-120	.608	196	6.8	405	14.0
1997-98	28	184-379	.485	4-17	.235	97-144	.674	263	9.4	469	16.8
1998-99	30	215-451	.477	12-41	.293	115-165	.697	246	8.2	557	18.6
TOTALS	115	681-1431	.476	20-72	.278	331-514	.644	856	7.4	1713	14.9

### SHANE LARKIN, 2013

AP Second Team, NABC Second Team, John Wooden All-American, The Sporting News Third Team, Lute Olson All-American, Lefty Driesell Defensive All-American

YEAR	GP	FG-FGA	FG%	3FG-3FGA	3FG%	FT-FTA	FT%	REB	RPG	PTS	PPG
2011-12	32	73-203	.360	32-99	.323	60-70	.857	80	2.5	52	7.4
2012-13	36	183-382	.479	69-170	.406	87-112	.777	138	3.8	522	14.5
TOTALS	68	256-585	.438	101-269	.375	147-182	.808	218	3.2	760	11.2

### UM PLAYERS SELECTED IN THE NBA DRAFT

Player	Team	Year	Rd-Overall pick
Dick Miani	New York Knicks	1956	Knicks' 10th selection
Mike McCoy	Detroit Pistons	1963	3rd Round-21st overall
Rick Barry	San Francisco Warriors	1965	1st Round-2nd overall
Mike Wittman	St. Louis Hawks	1967	5th Round-49th overall
Rusty Parker	Atlanta Hawks	1968	5th Round-61st overall
Bill Soens	Philadelphia 76ers	1968	11th Round-145th overall
Don Curnutt	New York Knickerbockers	1970	10th Round-170th overall
Wayne Canady	Portland Trail Blazers	1970	15th Round-218th overall
Willie Allen	Baltimore Bullets	1971	4th Round-60th overall
Tito Horford	Milwaukee Bucks	1988	2nd Round-39th overall
Joe Wylie	Los Angeles Clippers	1991	2nd Round-38th overall
Constantin Popa	Los Angeles Clippers	1995	2nd Round-53rd overall
Tim James	Miami Heat	1999	1st Round-25th overall
John Salmons	San Antonio Spurs	2002	1st Round-26th overall
James Jones	Indiana Pacers	2003	2nd Round-49th overall
Guillermo Diaz	Los Angeles Clippers	2006	2nd Round-52nd overall
Jack McClinton	San Antonio Spurs	2009	2nd Round-51st overall
Dwayne Collins	Phoenix Suns	2010	2nd Round-60th overall
Shane Larkin	Atlanta Hawks	2013	1st Round-18th overall

### UM PLAYERS SELECTED IN THE ABA DRAFT

Player	Team	Year	Round
Mike Wittman	Anaheim Amigos	1967	12th Round
Bill Soens	New York Nets	1968	10th Round
Rusty Parker	Oakland Oaks	1968	8th Round
Don Curnutt	Indiana Pacers	1970	7th Round
Willie Allen	Miami Floridians	1971	12th Round

# UM, REGIONAL AND NATIONAL HONOR ROLL

## ACADEMIC & UM AWARDS

### VERIZON ACADEMIC ALL-AMERICA

James Jones 2003, Second Team

### VERIZON ALL-ACADEMIC DISTRICT III

James Jones 2002  
James Jones 2003

### NABC HONORS COURT

Raphael Akpejori 2013

### RETIRED JERSEYS

Rick Barry 1962-65  
Tim James 1995-99

### HONORED JERSEYS

**2010**  
Jack McClinton 2006-09  
Don Curnutt 1967-70  
Dick Hickox 1958-61

### UM MOST OUTSTANDING ATHLETE

Shane Larkin 2012-13

### UM'S IRON ARROW SOCIETY

Malcolm Grant 2012

## NATIONAL AWARDS

### ALL-AMERICANS

**1960**  
Dick Hickox AP (2nd), UPI  
**1965**  
Rick Barry Consensus  
**1970**  
Don Curnutt AP (2nd), UPI (2nd)  
**1999**  
Tim James AP (3rd), NABC (3rd)  
**2013**  
Shane Larkin AP (2nd), NABC (2nd)  
Sporting News (3rd), ESPN  
John Wooden, Lute Olson  
Lefty Driesell (Defensive)

### NATIONAL PLAYER OF THE YEAR

**2013**  
Shane Larkin Lute Olson

### COACH OF THE YEAR

**1995**  
Leonard Hamilton UPI  
**2013**  
Jim Larrañaga AP, Naismith, Henry Iba  
ESPN (First Team)

### NATIONAL PLAYER OF THE WEEK

**2008**  
Dwayne Collins ESPN.com, 2/25/08  
Dwayne Collins Rivals.com, 2/25/08  
**2013**  
Shane Larkin Oscar Robertson, 2/4/13

### NATIONAL COACH OF THE WEEK

Jim Larrañaga Jan. 28, 2013

### SLAM DUNK & 3-POINT CHAMPIONSHIPS

**2009**  
Jack McClinton 3-point Champion  
**2011**  
DeQuan Jones Slam Dunk participant

### REESE'S SENIOR ALL-STAR GAME

Durand Scott 2013

### WORLD'S 100 MOST INFLUENTIAL PEOPLE BY TIME MAGAZINE

Will Allen 2010

## REGIONAL / TOURNAMENTS

### NATIONAL ASSOCIATION OF BASKETBALL COACHES ALL-DISTRICT 6

**2002**  
Darius Rice First Team  
John Salmons Second Team  
**2003**  
Darius Rice First Team  
**2004**  
Darius Rice First Team  
**2005**  
Guillermo Diaz First Team  
**2006**  
Guillermo Diaz First Team  
Robert Hite First Team  
**2009**  
Jack McClinton First Team

### NATIONAL ASSOCIATION OF BASKETBALL COACHES DISTRICT COACH OF THE YEAR

Frank Haith 2005 (District 6)  
Jim Larrañaga 2013 (District II)

### USBWA ALL-DISTRICT IV

**2006**  
Guillermo Diaz First Team  
**2013**  
Shane Larkin First Team

### USBWA DISTRICT COACH OF THE YEAR

Jim Larrañaga 2013 (District IV)

### BASKETBALL TIMES ALL-DISTRICT

**2013**  
Shane Larkin South Team

### BASKETBALL TIMES COACH OF THE YEAR

Jim Larrañaga 2013 (South District)

### NCAA TOURNAMENT CHEVROLET PLAYER OF THE GAME

1998  
Johnny Hemsley vs. UCLA, 3/13/98

### ALL-TOURNAMENT TEAMS

**2001**  
**Virgin Islands Paradise Jam**  
John Salmons Tournament MVP  
Darius Rice All-Tournament Team  
**2001**  
**Orange Bowl Basketball Classic**  
James Jones Game MVP  
**2007**  
**O'Reilly Auto Parts Puerto Rico Tip-Off**  
Jack McClinton All-Tournament Team  
**2011**  
**Orange Bowl Basketball Classic**  
Kenny Kadji Game MVP



# CONFERENCE HONOR ROLL

## ACC

### ACC COACH OF THE YEAR

Jim Larrañaga 2012-13 Coaches / ASCMA

### ACC PLAYER OF THE YEAR

Shane Larkin 2012-13 Coaches

### ACC DEFENSIVE PLAYER OF THE YEAR

Durand Scott 2012-13 Coaches / ASCMA

### FIRST TEAM ALL-ACC

Jack McClinton 2007-08  
Jack McClinton 2008-09  
Shane Larkin 2012-13 Coaches / ASCMA

### SECOND TEAM ALL-ACC

Guillermo Diaz 2004-05  
Guillermo Diaz 2005-06  
Kenny Kadji 2012-13 Coaches / ASCMA

### THIRD TEAM ALL-ACC

Robert Hite 2005-06  
Jack McClinton 2006-07  
Malcolm Grant 2010-11  
Kenny Kadji 2011-12  
Durand Scott 2012-13 Coaches  
Rion Brown 2013-14 Coaches / ASCMA

### HONORABLE MENTION ALL-ACC

Robert Hite 2004-05  
Reggie Johnson 2010-11  
Durand Scott 2011-12  
Durand Scott 2012-13 ASCMA

### ACC ALL-ROOKIE TEAM

Durand Scott 2009-10  
Shane Larkin 2011-12

### ACC ALL-DEFENSIVE TEAM

Anthony King 2004-05  
Shane Larkin 2012-13 Coaches / ASCMA  
Durand Scott 2012-13 Coaches / ASCMA  
Julian Gamble 2012-13 Coaches

### ACC ALL-ACADEMIC TEAM

Brian Asbury 2005-06  
Jimmy Graham 2005-06  
Adrian Thomas 2005-06  
Jimmy Graham 2006-07  
Jack McClinton 2006-07  
Jack McClinton 2007-08  
Jack McClinton 2008-09  
Antoine Allen 2009-10  
Erik Swoope 2010-11  
Adrian Thomas 2010-11  
Raphael Akpejori 2012-13  
Donnavan Kirk 2013-14

### ACC PLAYER OF THE WEEK

Robert Hite Dec. 13, 2004  
Guillermo Diaz Jan. 10, 2005  
Jack McClinton Dec. 4, 2006  
Jack McClinton Dec. 17, 2007  
Jack McClinton Feb. 9, 2009  
Reggie Johnson Feb. 6, 2012  
Durand Scott Dec. 17, 2012  
Durand Scott Jan. 28, 2013  
Shane Larkin Feb. 4, 2013

## ACC

### ACC ROOKIE OF THE WEEK

Dwayne Collins Jan. 22, 2007  
Durand Scott Nov. 16, 2009  
Durand Scott Dec. 28, 2009  
Durand Scott Jan. 11, 2010  
Durand Scott Mar. 8, 2010  
Shane Larkin Dec. 5, 2012

### PRESEASON ALL-ACC TEAM

Jack McClinton 2008-09  
Malcolm Grant 2011-12

### ACC TOURNAMENT MVP

Shane Larkin 2012-13

### ACC ALL-TOURNAMENT TEAM

Durand Scott 2009-10  
Shane Larkin 2012-13 1st  
Durand Scott 2012-13 1st  
Trey McKinney Jones 2012-13 2nd  
Julian Gamble 2012-13 2nd

## BIG EAST

### FIRST TEAM ALL-BIG EAST

Tim James 1997-98  
Tim James 1998-99  
Johnny Hemsley 1998-99

### SECOND TEAM ALL-BIG EAST

Tim James 1996-97  
Johnny Hemsley 1999-00  
Darius Rice 2001-02  
John Salmons 2001-02  
Darius Rice 2003-04

### THIRD TEAM ALL-BIG EAST

Constantin Popa 1992-93  
Constantin Popa 1994-95  
Mario Bland 1999-00  
John Salmons 2000-01  
James Jones 2001-02  
Darius Rice 2002-03

### HONORABLE MENTION ALL-BIG EAST

James Jones 2002-03

### BIG EAST ALL-ROOKIE TEAM

Steven Edwards 1992-93  
Kevin Norris 1994-95  
Tim James 1995-96  
Darius Rice 2000-01  
Guillermo Diaz 2003-04

### BIG EAST PLAYER OF THE YEAR

Tim James 1998-99

### BIG EAST COACH OF THE YEAR

Leonard Hamilton 1994-95  
Leonard Hamilton 1998-99

### BIG EAST MOST IMPROVED PLAYER

Johnny Hemsley 1998-99

## BIG EAST

### BIG EAST ALL-TOURNAMENT TEAM

Jerome Scott 1992  
Tim James 1999  
Marcus Barnes 2002

### BIG EAST ACADEMIC ALL-STAR

Nick Donovan 1995-96  
Brad Timpf 1995-96  
Nick Donovan 1996-97  
Nick Donovan 1997-98  
Jerry Schlie 1998-99  
Tarik El-Bassiouni 1999-00  
James Jones 1999-00  
Jerry Schlie 1999-00  
Paulo Coelho 2000-01  
James Jones 2000-01  
Jerry Schlie 2000-01  
James Jones 2001-02  
Jerry Schlie 2001-02  
James Jones 2002-03  
Danny Marakovits 2002-03

### BIG EAST PLAYER OF THE WEEK

Jamal Johnson Dec. 20, 1993  
Tim James Dec. 16, 1996  
Kevin Norris Jan. 20, 1997  
Tim James Nov. 24, 1997  
Johnny Hemsley Jan. 5, 1998  
Johnny Hemsley Dec. 21, 1998  
Tim James Dec. 28, 1998  
Johnny Hemsley Jan. 4, 1999  
Tim James Feb. 8, 1999  
Tim James Feb. 15, 1999  
Johnny Hemsley Feb. 22, 1999  
Mario Bland Mar. 5, 2000  
John Salmons Mar. 4, 2001  
John Salmons Dec. 23, 2001  
John Salmons Dec. 31, 2001  
Darius Rice Jan. 28, 2002  
Darius Rice Jan. 27, 2003  
Robert Hite Dec. 29, 2003

### BIG EAST ROOKIE OF THE WEEK

Steven Edwards Jan. 24, 1993  
Steven Edwards Feb. 14, 1993  
Steven Edwards Feb. 28, 1993  
Kevin Norris Jan. 16, 1995  
Tim James Jan. 2, 1996  
Tim James Jan. 9, 1996  
Tim James Feb. 26, 1996  
Tim James Mar. 3, 1996  
Marcus Barnes Jan. 22, 2001  
Darius Rice Feb. 19, 2001  
Guillermo Diaz Dec. 8, 2003

### SPORTSMANSHIP AWARD

John Salmons 2001-02





## RECORDS

Team Records .....	86
Individual Records - Game, Season, Career.....	87-91
Freshman Records - Game - Since 2004-05 .....	92
Freshman Records - Season - Since 2004-05 .....	93
Team Records - Game - ACC Games Only .....	94
Opponent Team Records - Game - ACC Games Only .....	95
Team Lows - Game - ACC Games Only .....	96
Opponent Team Lows - Game - ACC Games Only .....	97
Individual Records - Game ACC Games Only .....	98
Opponent Individual Records - Game ACC Games Only.....	99
Individual Records - Season - ACC Games Only .....	100
Individual Records - Career - ACC Games Only .....	101
Team Records by Half - Since 2004-05.....	102
Opponent Team Records by Half - Since 2004-05 .....	103
Team Lows by Half - Since 2004-05 .....	104
Opponent Team Lows by Half - Since 2004-05 .....	105
Individual Records by Half - Since 2004-05 .....	106
Opponent Individual Records by Half - Since 2004-05.....	107
Team Records - NCAA Tournament .....	108
Opponent Team Records - NCAA Tournament.....	109
Individual Totals - NCAA Tournament .....	110
Individual Game Records - NCAA Tournament.....	111
Individual Opponent Game Records - NCAA Tournament .....	112
Team Records - NIT.....	113
Opponent Team Records - NIT .....	114
Individual Totals - NIT.....	115
Individual Game Records - NIT .....	116
Opponent Individual Game Records - NIT.....	117
Team Records - ACC Tournament .....	118
Opponent Team Records - ACC Tournament.....	119
Individual Totals - ACC Tournament .....	120
Individual Game Records - ACC Tournament .....	121
Opponent Individual Game Records - ACC Tournament .....	122
Home Attendances.....	123
Overtime Games & 100-Point Games .....	124
Regular Season Tournaments.....	125
Year-by-Year Team Stats .....	126-127
Annual Leaders - Scoring & Rebounding .....	128
Annual Leaders - Assists, Blocked Shots, Steals .....	129
Series Records .....	130-131
All-Time Series Results (Alphabetical).....	132-142
All-Time Series Results (By Year) .....	143-154



## TEAM RECORDS

GAME		
<b>Most Points Scored</b>	vs. Rollins, 1965	148
<b>Most Points Scored Against</b>	by UCLA, 1970	127
<b>Other Top Scoring Games</b>	vs. Rollins, 1963	144
	vs. Tampa, 1965	141
	vs. Tampa, 1965	136
	vs. Tampa, 1964	134
	vs. Rollins, 1965	128
	vs. Jacksonville, 1965	127
	vs. Rollins, 1964	127
	vs. Florida Southern, 1965	124
	vs. La Salle, 1964	121
	vs. Florida Southern, 1960	121
<b>Most Points in Loss</b>	vs. Oklahoma City, 1962	113
<b>Largest Margin of Victory</b>	vs. Rollins, 1965	69
<b>Highest Total Score</b>	vs. Tampa, 1965	255
<b>Most Players Scoring in a Game</b>	vs. Florida A&M, 1995	14
<b>Most Field Goals Made</b>	vs. Rollins, 1965	60
<b>Highest Field Goal Pct.</b>	vs. Coppin State (24-36), 1988	.667
	vs. Bethune-Cookman (32-48), 1989	.667
	vs. Birmingham Southern (30-45), 2005	.667
<b>3-Point Field Goals Made</b>	vs. Georgetown, 1993	15
	vs. South Carolina State, 2010	15
	vs. North Carolina, 2/9/13	15
<b>3-Point Field Goal Attempts</b>	vs. Florida Gulf Coast, 2010	36
<b>3-Point Field Goal Pct.</b>	vs. UConn (7 of 8), 1992	.875
<b>Most Free Throws Made</b>	vs. Tampa, 1956	46
<b>Most Free Throws Attempted</b>	vs. Kentucky Wesleyan, 1957	61
<b>Highest Free Throw Pct. (minimum 15 FTA)</b>		
	vs. Maryland (18 of 18), 1965	1.000
	vs. Creighton (32 of 33), 1964	.970
<b>Most Rebounds</b>	vs. Northeastern Illinois, 1995	61
<b>Most Assists</b>	vs. Florida Southern, 2008	29
	vs. Lehigh, 1991	29
<b>Most Steals</b>	vs. Savannah State, 2002	21
<b>Most Blocked Shots (Game)</b>	vs. Hartford, 1996	17
<b>Most Blocked Shots (Half)</b>	vs. Hartford (1st half), 1996	13
<b>Most Turnovers</b>	vs. Georgetown, 1996	32
<b>Most Personal Fouls</b>	vs. Tampa, 1962	36
<b>Most Total Fouls (both teams)</b>	vs. Tampa, 1965	73
<b>Fewest Personal Fouls</b>	vs. Rollins, 1962	5
<b>Fewest Total Fouls (both teams)</b>	vs. Rollins, 1962	13

## MISCELLANEOUS

<b>Most Consecutive Games with a Three-Point FGM</b>	Dec. 18, 2001 - Dec. 22, 2012	354
--	-------------------------------	-----

SEASON		
<b>Most Victories</b>	2012-13	29
<b>Most Defeats</b>	1991-92	24
<b>Longest Winning Streak</b>	1946-47, 2001-02, 2012-13	14
<b>Longest Losing Streak</b>	1993-94	17
<b>Most Games Over 100 Points</b>	1988-89	11
	Opponent 1988-89	10
<b>Most Points</b>	1988-89	2,809
	Opponent 1988-89	2,778
<b>Highest Scoring Average</b>	1964-65	98.4
	Opponent 1969-70	96.9
<b>Most Rebounds</b>	1962-63	1,559
	Opponent 1959-60	1,398
<b>Most Field Goals Made</b>	1988-89	1,024
	Opponent 1988-89	1,040
<b>Most Field Goals Attempted</b>	1963-64	2,194
	Opponent 1967-68	2,138
<b>Field Goal Percentage</b>	1988-89 (1,024-2,083)	.492
	Opponent 1988-89 (1,040-2,129)	.488
<b>3-Point Field Goals Made</b>	2010-11	283
	Opponent 2005-06, 2010-11	245
<b>3-Point FG Attempted</b>	2010-11	750
	Opponent 2008-09	703
<b>3-Point Field Goal Pct</b>	2007-08 (236-613)	.385
	Opponent 1986-87 (151-370)	.408
<b>Most Free Throws Made</b>	1959-60	663
	Opponent 1955-56	597
<b>Most Free Throws Attempted</b>	1956-57	914
	Opponent 1955-56	909
<b>Free Throw Percentage</b>	1964-65 (642-807)	.796
	Opponent 2008-09, (421-579)	.727
<b>Most Assists</b>	1988-89	583
	Opponent 1988-89	516
<b>Most Steals</b>	1988-89	287
	Opponent 1987-88	288
<b>Most Blocked Shots</b>	2001-02	190
	Opponent 2000-01	144
<b>Most Turnovers</b>	1998-99	575
	Opponent 1999-00	615
<b>Most Personal Fouls</b>	1991-92	701
	Opponent 2007-08	678

# INDIVIDUAL RECORDS - GAME, SEASON, CAREER

## POINTS SCORED, GAME

1. Rick Barry vs. Rollins, 1965	59
2. Rick Barry vs. Tampa, 1965	55
3. Rick Barry vs. Florida Southern, 1965	54
4. Rick Barry vs. Jacksonville, 1964	52
5. Rick Barry vs. Tampa, 1965	51
Rick Barry vs. Oklahoma City, 1965	51
7. Rick Barry vs. Houston, 1965	50
Rick Barry vs. Rollins, 1964	50
9. Mike McCoy vs. Rollins, 1963	48
10. Sy Chadroff vs. Rollins, 1952	47

## POINTS SCORED, SEASON

1. Rick Barry, 1964-65 (26)	973
2. Rick Barry, 1963-64 (27)	870
3. Eric Brown, 1988-89 (31)	765
4. Don Curnutt, 1969-70 (25)	709
5. Don Curnutt, 1968-69 (24)	662
6. Don Curnutt, 1967-68 (28)	635
7. Jack McClinton, 2008-09 (32)	617
8. Dick Hickox, 1959-60 (27)	596
9. Guillermo Diaz, 2005-06 (34)	586
10. Mike Wittman, 1966-67 (26)	585

## SCORING AVERAGE, SEASON

1. Rick Barry, 1964-65 (26)	37.4
2. Rick Barry, 1963-64 (27)	32.1
3. Don Curnutt, 1969-70 (25)	28.4
4. Don Curnutt, 1968-69 (24)	27.6
5. Eric Brown, 1988-89 (31)	24.7
6. Don Curnutt, 1967-68 (28)	22.7
7. Mike Wittman, 1966-67 (26)	22.3
8. Dick Hickox, 1959-60 (27)	22.1
9. Mike Wittman, 1965-66 (26)	21.8
10. Sy Chadroff, 1951-52 (22)	20.9

## POINTS SCORED (FG-FT), CAREER

1. Rick Barry, 1962-65 (816-666)	2,298
2. Eric Brown, 1985-89 (805-633)	2,270
3. Don Curnutt, 1967-70 (813-380)	2,006
4. Darius Rice, 2000-04 (631-343)	1,865
5. Robert Hite, 2002-06 (622-245)	1,717
6. Tim James, 1995-99 (681-331)	1,713
7. Jack McClinton, 2006-09 (542-332)	1,702
8. Durand Scott, 2009-13 (580-392)	1,650
9. Dennis Burns, 1985-89 (690-205)	1,594
10. Dick Hickox, 1958-61 (560-409)	1,529

## FIELD GOALS MADE, GAME

1. Rick Barry vs. Houston, 1965	21
2. Rick Barry vs. Rollins, 1965	20
Rick Barry vs. Rollins, 1965	20
Mike McCoy vs. Rollins, 1963	20
5. Rick Barry vs. Oklahoma City, 1965	19
Mike Wittman vs. Oklahoma City, 1965	19
Rick Barry vs. Rollins, 1964	19
Rick Barry vs. Jacksonville, 1964	19
9. Steve Rich vs. St. John's, 1996	18
Wayne Beckner vs. Tampa, 1965	18
Rick Barry vs. Yale, 1965	18
John Dampier vs. Army, 1964	18
Sy Chadroff vs. Rollins, 1952	18

## FIELD GOALS MADE, SEASON

1. Rick Barry, 1964-65 (26)	340
2. Rick Barry, 1963-64 (27)	314
3. Don Curnutt, 1969-70 (25)	283
4. Don Curnutt, 1967-68 (28)	268
5. Don Curnutt, 1968-69 (24)	262
6. Eric Brown, 1988-89 (31)	255
7. Mike McCoy, 1962-63 (28)	237
8. Mike Wittman, 1966-67 (26)	219
Dick Hickox, 1959-60 (27)	219
10. Tim James, 1998-99 (30)	215

## FIELD GOALS MADE, CAREER

1. Rick Barry, 1962-65	816
2. Don Curnutt, 1967-70	813
3. Eric Brown, 1985-89	805
4. Dennis Burns, 1985-89	690
5. Tim James, 1995-99	681
6. Darius Rice, 2000-04	631
7. Robert Hite, 2002-06	622
8. Durand Scott, 2009-13	580
9. Dick Hickox, 1958-61	560
10. Jack McClinton, 2006-09	542

## FIELD GOALS ATTEMPTS, GAME

(Since 1985-86)

1. Johnny Hemsley vs. North Carolina, 1999	30
2. Darius Rice vs. Connecticut, 2003	27
3. Jack McClinton at Boston College, 2008	26
4. Joe Wylie vs. George Mason, 1990	26
5. Jack McClinton vs. North Carolina, 2009	25
6. Steve Rich vs. St. John's, 1996	25
7. Dennis Burns vs. Dayton, 1988	25
8. Robert Hite vs. Florida Atlantic, 2004	24
Joe Wylie vs. South Florida, 1991	24
Dennis Burns vs. New Mexico, 1989	24
Dennis Burns vs. Oral Roberts, 1989	24

## FIELD GOALS ATTEMPTS, SEASON

1. Rick Barry, 1964-65 (26)	651
2. Don Curnutt, 1969-70 (25)	644
3. Don Curnutt, 1968-69 (24)	613
4. Rick Barry, 1963-64 (27)	572
5. Don Curnutt, 1967-68 (28)	559
6. Mike McCoy, 1962-63 (28)	530
7. Johnny Hemsley, 1999-2000 (30)	488
8. Dick Miani, 1955-56 (26)	488
9. Mike McCoy, 1961-62 (26)	485
10. John Dampier, 1963-64 (27)	483

## FIELD GOAL ATTEMPTS, CAREER

1. Don Curnutt, 1967-70	1,816
2. Darius Rice, 2000-04	1,564
3. Rick Barry, 1962-65	1,564
4. Eric Brown, 1985-89	1,504
5. Tim James, 1995-99	1,431
6. Dennis Burns, 1985-89	1,409
7. Robert Hite, 2002-06	1,406
8. Durand Scott, 2009-13	1,285
9. Dick Hickox, 1958-61	1,275
10. Johnny Hemsley, 1996-00	1,283

## FIELD GOAL PERCENTAGE, GAME

(Since 1985-86)

1. Raymond Hicks vs. NC A&T, 2008 (7-7)	1.000
2. Alex Fraser vs. Providence, 1997 (6-6)	1.000
Alex Fraser vs. Syracuse, 1996 (6-6)	1.000
Jamal Johnson vs. FAMU, 1993 (6-6)	1.000
5. Reggie Johnson at Florida State, 2/13/13 (5-5)	1.000
Reggie Johnson vs. McNeese St., 2010 (5-5)	1.000
Raymond Hicks vs. Georgia Tech, 2006 (5-5)	1.000
Raymond Hicks vs. Stetson, 2006 (5-5)	1.000
Anthony King vs. Virginia Tech, 2005 (5-5)	1.000
Anthony King vs. Morgan State, 2005 (5-5)	1.000
Rafael Berumen vs. New Hampshire, 2002 (5-5)	1.000
Elton Tyler vs. Florida Atlantic, 1999 (5-5)	1.000
Anthony Rosa vs. Seton Hall, 1994 (5-5)	1.000
Samarr Logan vs. George Mason, 1990 (5-5)	1.000
15. Eric Brown vs. Alabama State, 1987 (15-16)	.937
16. Eric Brown vs. Bethune-Cookman, 1988 (12-13)	.923
17. Tim James vs. Memphis, 1997 (11-12)	.917
18. Trevor Burton vs. Maine, 1991 (11-12)	.917

## FIELD GOAL PERCENTAGE, SEASON

(Minimum 200 Attempts)

1. Mario Bland, 1997-98 (122-200)	.610
2. Reggie Johnson, 2010-11 (165-279)	.591
3. Mario Bland, 1998-99 (125-212)	.590
4. Eric Brown, 1988-89 (255-437)	.584
5. Elton Tyler, 2001-02 (149-257)	.580
6. Eric Brown, 1987-88 (193-333)	.580
7. Rusty Parker, 1965-66 (140-254)	.551
8. Dwayne Collins, 2007-08 (120-218)	.550
9. Rick Barry, 1963-64 (314-572)	.549
10. Tito Horford, 1987-88 (176-326)	.540



# INDIVIDUAL RECORDS - GAME, SEASON, CAREER

## FIELD GOAL PERCENTAGE, CAREER

(Minimum 4 FGM Per Game Played)

1. Eric Brown, 1985-89 (805-1504)	.535
2. Rick Barry, 1962-65 (816-1564)	.522
3. Donald Strong, 1970-71 (167-321)	.520
4. Rusty Parker, 1965-68 (472-915)	.516
5. Tito Horford, 1986-88 (313-613)	.511
6. Constantin Popa, 1991-95 (452-917)	.493
7. Dennis Burns, 1985-89 (690-1409)	.490
8. Joe Wylie, 1988-91 (501-1032)	.485
9. Kenny Kadji, 2011-13 (305-637)	.479
10. Tim James, 1995-99 (681-1431)	.476

## 3-POINT FIELD GOALS MADE, GAME

1. Johnny Hemsley vs. Lafayette, 1999	9
2. Samarr Logan vs. Boston College, 1990	8
3. Jack McClinton at Providence, 3/18/09	7
Jack McClinton vs. North Carolina, 2009	7
Jack McClinton vs. Virginia, 2008	7
Robert Hite vs. Wake Forest, 2006	7
Robert Hite vs. FIU, 2004	7
Darius Rice vs. Connecticut, 2003	7
Darius Rice vs. Virginia Tech, 2001	7

## 3-POINT FIELD GOALS MADE, SEASON

1. Jack McClinton, 2008-09 (32)	101
2. Malcolm Grant, 2010-11 (36)	94
Jack McClinton, 2007-08 (32)	94
4. Adrian Thomas, 2010-11 (36)	93
5. Jack McClinton, 2006-07 (31)	91
6. Robert Hite, 2005-06 (34)	85
7. Marcus Barnes, 2001-02 (32)	79
Steven Edwards, 1992-93 (27)	79
9. Guillermo Diaz, 2005-06 (34)	78
10. Darius Rice, 2001-02 (32)	76

## 3-POINT FIELD GOALS MADE, CAREER

1. Jack McClinton, 2006-09	286
2. Steven Edwards, 1992-96	265
3. Darius Rice, 2000-04	260
4. Robert Hite, 2002-06	228
5. Malcolm Grant, 2009-12	223
6. Adrian Thomas, 2005-11	204
7. Rion Brown, 2010-14	174
Guillermo Diaz, 2003-06	174
9. Kevin Presto, 1985-89	170
10. Johnny Hemsley, 1996-00	164

Note: 3-point FGs were adopted in 1986-87

## 3-POINT FIELD GOALS ATTEMPTED, GAME

1. Darius Rice vs. Virginia Tech, 2001	15
2. Jack McClinton at Providence, 3/18/09	14
Jack McClinton at Georgia Tech, 2008	14
Marcus Barnes vs. Connecticut, 2001	14
5. Darius Rice vs. Florida State, 2003	13
Steven Edwards vs. Boston College, 1996	13
Steven Edwards vs. Robert Morris, 1994	13
18 occasions	12

## 3-POINT FIELD GOALS ATTEMPTED, SEASON

1. Adrian Thomas, 2010-11 (36)	239
2. Marcus Barnes, 2001-02 (32)	229
3. Jack McClinton, 2008-09 (32)	223
4. Malcolm Grant, 2010-11 (36)	222
5. Jack McClinton, 2007-08 (32)	220
6. Guillermo Diaz, 2005-06 (34)	214
7. Darius Rice, 2001-02 (32)	208
8. Jack McClinton, 2006-07 (31)	207
Robert Hite, 2005-06 (34)	207
Steven Edwards, 1992-93 (27)	207

## 3-POINT FIELD GOALS ATTEMPTED, CAREER

1. Steven Edwards, 1992-96	766
2. Darius Rice, 2000-04	755
3. Jack McClinton, 2006-09	650
4. Robert Hite, 2002-05	593
5. Malcolm Grant, 2009-12	576
6. Rion Brown, 2010-14	523
7. Adrian Thomas, 2005-11	521
8. Johnny Hemsley, 1996-2000	487
9. Guillermo Diaz, 2003-06	458
10. Kevin Presto, 1985-89	453

## 3-POINT FIELD GOAL PERCENTAGE, GAME

(Minimum 4 Attempts)

1. Malcolm Grant vs. NC State, 2011 (5-5)	1.000
Robert Hite vs. Va. Tech, 2004 (5-5)	1.000
Trevor Burton vs. Georgetown, 1993 (5-5)	1.000
Samarr Logan vs. Davidson, 1990 (5-5)	1.000
Levertis Williams vs. FIU, 1988 (5-5)	1.000
6. Shane Larkin at Purdue, 2011 (4-4)	1.000
Jack McClinton vs. Ohio State, 2009 (4-4)	1.000
Anthony Harris vs. Maryland, 2006 (4-4)	1.000
Jerome Scott vs. Pittsburgh, 1992 (4-4)	1.000
Joel Warren vs. Marist, 1988 (4-4)	1.000

## 3-POINT FIELD GOAL PERCENTAGE, SEASON

(Minimum 30 Attempts)

1. Thomas Hocker, 1989-90 (27-55)	.491
2. James Jones, 2000-01 (41-87)	.471
3. Samarr Logan, 1989-90 (40-86)	.465
4. Guillermo Diaz, 2003-04 (34-76)	.461
5. Jack McClinton, 2008-09 (101-223)	.453
6. Jack McClinton, 2006-07 (91-207)	.440
7. Mike Noblet, 1986-87 (27-62)	.435
8. Jack McClinton, 2007-08 (94-220)	.427
9. Malcolm Grant, 2010-11 (94-222)	.423
10. Levertis Williams, 1987-88 (22-52)	.423

## 3-POINT FIELD GOAL PERCENTAGE, CAREER

(Minimum 75 Attempts)

1. Jack McClinton, 2006-09 (286-650)	.440
2. Thomas Hocker, 1987-90 (53-125)	.424
3. Trevor Burton, 1989-93 (75-189)	.397
4. Adrian Thomas, 2005-11 (204-521)	.392
5. Malcolm Grant, 2009-12 (223-576)	.387
6. Trey McKinney Jones, 2011-13 (99-257)	.385
7. Robert Hite, 2002-06 (228-593)	.384
8. James Jones, 1999-03 (124-324)	.383
9. Guillermo Diaz, 2003-06 (174-458)	.380
10. Samarr Logan, 1989-92 (100-265)	.377

## CONSECUTIVE GAMES WITH 3-POINT FIELD GOAL MADE, CAREER

1. Malcolm Grant, 2011-12	35
Jack McClinton, 2008-09	35
3. Steven Edwards, 1994-95	32
4. Jack McClinton, 2007-08	30
5. Steven Edwards, 1993	26
6. Adrian Thomas, 2011	20
Johnny Hemsley, 1998-99	20
Steven Edwards, 1995-96	20
9. Marcus Barnes, 2002	17
10. James Dews, 2007-08	16

## FREE THROWS MADE, GAME

1. Rick Barry vs. Florida Southern, 1965	22
Ron Godfrey vs. Oklahoma City, 1960	22
3. Rick Barry vs. Rollins, 1965	19
Rick Barry vs. St. Joseph's (PA), 1964	19
5. Rick Barry vs. St. Mary's, 1965	17
Rick Barry vs. Tampa, 1965	17
Rick Barry vs. San Francisco, 1964	17
Joe Munley vs. Ky.-Wesleyan, 1957	17
9. Durand Scott vs. UMass, 2011	16
Jack McClinton vs. NC State, 2009	16
Dick Hickox vs. Stetson, 1959	16

## FREE THROWS MADE, SEASON

1. Rick Barry, 1964-65 (26)	293
2. Eric Brown, 1988-89 (31)	246
3. Rick Barry, 1963-64 (27)	242
4. Eric Brown, 1987-88 (30)	161
5. Ron Godfrey, 1959-60 (27)	159
6. Dick Hickox, 1959-60 (27)	158
7. Mike Wittman, 1965-66 (26)	151
8. Mike Wittman, 1966-67 (26)	147
9. Gene Stage, 1956-57 (26)	145
10. Joe Wylie, 1990-91 (28)	143
Don Curnutt, 1969-70 (25)	143



# INDIVIDUAL RECORDS - GAME, SEASON, CAREER

## FREE THROWS MADE, CAREER

1. Rick Barry, 1962-65	666
2. Eric Brown, 1985-89	633
3. Dick Hickox, 1958-61	409
4. Durand Scott, 2009-13	392
5. Eric Brown, 1985-89	387
6. Don Curnutt, 1967-70	380
7. Ron Godfrey, 1958-61	348
8. Darius Rice, 2000-04	343
9. Mike Wittman, 1964-67	335
10. Jack McClinton, 2006-09	332

## FREE THROWS ATTEMPTED, GAME

(Since 1985-86)

1. Eric Brown vs. Brigham Young, 1989	19
2. Durand Scott vs. UMass, 2011	18
3. Eric Brown vs. Marquette, 1989	17
Eric Brown vs. Tennessee Tech, 1989	17
Eric Brown vs. Providence, 1987	17
6. Jack McClinton vs. NC State, 2009	16
Dwayne Collins vs. Florida Atlantic, 2009	16
Robert Hite vs. North Carolina, 2006	16
Clifton Clark vs. Florida Atlantic, 2004	16
John Salmons vs. West Virginia, 2001	16
Steven Edwards vs. St. John's, 1995	16
Hammie Ward at Tennessee, 1991	16
Eric Brown vs. Virginia Commonwealth, 1988	16
Eric Brown vs. Bethune-Cookman, 1988	16

## FREE THROWS ATTEMPTED, SEASON

1. Rick Barry, 1964-65 (26)	341
2. Eric Brown, 1988-89 (31)	310
3. Rick Barry, 1963-64 (27)	287
4. Eric Brown, 1987-88 (30)	229
5. Willie Allen, 1970-71 (25)	227
6. Ron Godfrey, 1959-60 (27)	207
7. Mike Wittman, 1965-66 (26)	206
8. Dick Hickox, 1959-60 (27)	198
9. Joe Wylie, 1990-91 (28)	194
10. Dwayne Collins, 2008-09 (32)	192

## FREE THROWS ATTEMPTED, CAREER

1. Eric Brown, 1985-89	840
2. Rick Barry, 1962-65	786
3. Willie Allen, 1968-71	553
4. Tim James, 1995-99	514
5. Dick Hickox, 1958-61	512
6. Durand Scott, 2009-13	507
7. Ron Godfrey, 1958-61	469
8. Don Curnutt, 1967-70	456
9. Joe Wylie, 1988-91	451
10. Darius Rice, 2000-04	443

## FREE THROW PERCENTAGE, GAME

(Since 1985-86)

1. Jack McClinton vs. NC State, 2009 (16-16)	1.000
2. Jack McClinton vs. St. Mary's, 2008 (11-11)	1.000
3. Durand Scott vs. FAU, 2011 (10-10)	1.000
Lance Hurdle vs. Boston Co., 2008 (10-10)	1.000
Jack McClinton vs. Georgia Tech, 2006 (10-10)	1.000
Guillermo Diaz vs. Virginia, 2005 (10-10)	1.000
Robert Hite vs. Rutgers, 2004 (10-10)	1.000
Johnny Hemsley vs. Georgia St., 1997 (10-10)	1.000
Kevin Norris vs. Buffalo, 1996 (10-10)	1.000
Steve Edwards vs. Villanova, 1993 (10-10)	1.000
Joe Wylie vs. West Virginia, 1991 (10-10)	1.000
Lemuel Howard vs. Duquesne, 1988 (10-10)	1.000

## FREE THROW PERCENTAGE, SEASON

(Minimum 50 Attempts)

1. Jack McClinton, 2007-08 (114-124)	.919
2. James Dews, 2007-08 (49-54)	.907
3. Jack McClinton, 2006-07 (102-114)	.895
4. Jack McClinton, 2008-09 (116-131)	.885
5. Dod Hammond, 1959-60 (64-73)	.877
6. Rick Jones, 1965-66 (134-153)	.876
7. Robert Hite, 2004-05 (71-82)	.866
8. Lance Hurdle, 2007-08 (96-111)	.865
9. Robert Hite, 2003-04 (68-79)	.861
Don Curnutt, 1969-70 (143-166)	.861

## FREE THROW PERCENTAGE, CAREER

(Minimum 2 FTM Per Game Played)

1. Jack McClinton, 2006-09 (332-369)	.900
2. Dod Hammond, 1959-60 (64-73)	.877
3. Lance Hurdle, 2007-08 (96-111)	.865
4. Robert Hite, 2002-06 (245-289)	.848
5. Rick Barry, 1962-65 (665-786)	.846
6. Rick Jones, 1964-67 (281-337)	.834
7. Don Curnutt, 1967-70 (380-456)	.833
8. James Jones, 1999-03 (304-366)	.831
9. Malcolm Grant, 2009-12 (238-292)	.815
10. Johnny Hemsley, 1996-00 (273-339)	.805
John Salmons, 1998-02 (310-385)	.805

## REBOUNDS, GAME

1. Rick Barry vs. Oklahoma City, 1965	29
2. Wayne Canaday vs. Bucknell, 1969	28
3. Rick Barry vs. Rollins, 1965	27
Harry Manushaw vs. Florida State, 1959	27
5. Harry Manushaw vs. Morehead St., 1959	26
6. Rusty Parker vs. Florida State, 1968	25
Rick Barry vs. Cornell, 1963	25
8. Rick Barry vs. Houston, 1965	24
Rick Barry vs. Tampa, 1965	24
Wayne Beckner vs. Rollins, 1963	24
Harry Manushaw vs. Toronto, 1959	24

## REBOUNDS, SEASON

1. Rick Barry, 1964-65 (26)	475
2. Rick Barry, 1963-64 (27)	448
3. Harry Manushaw, 1958-59 (25)	372
4. Rick Barry, 1962-63 (24)	351
5. Mike McCoy, 1962-63 (28)	350
6. Reggie Johnson, 2010-11 (36)	347
7. Mike McCoy, 1961-62 (26)	336
8. Bill Soens, 1966-67 (26)	330
9. Wayne Canaday, 1969-70 (26)	327
10. Edwin Morris, 1955-56 (26)	322

## REBOUNDS, CAREER

1. Rick Barry, 1962-65	1,274
2. Willie Allen, 1968-71	916
3. Harry Manushaw, 1958-61	914
4. Mike McCoy, 1960-63	857
5. Tim James, 1995-99	856
6. Eric Brown, 1985-89	855
7. Reggie Johnson, 2009-13	842
8. Anthony King, 2003-08	824
9. Edwin Morris, 1955-58	787
10. Ron Godfrey, 1958-61	767

## ASSISTS, GAME

1. Michael Gardner vs. Pittsburgh, 1993	14
2. John Salmons vs. Notre Dame, 2002	13
Bryan Hughes vs. The Citadel, 1985	13
4. Vernon Jennings vs. Bethune-Cookman, 2000	12
Vernon Jennings vs. Pittsburgh, 1999	12
Thomas Hocker vs. Florida State, 1990	12
Thomas Hocker vs. Tulane, 1990	12
8. John Salmons vs. St. John's, 2002	11
Vernon Jennings vs. Notre Dame, 2000	11
Vernon Jennings vs. Syracuse, 1999	11
Kevin Norris vs. Florida Atlantic, 1997	11
Michael Gardner vs. Syracuse, 1993	11
Jerome Scott vs. St. Joseph's (PA), 1991	11
Kevin Presto vs. Alabama State, 1987	11

## ASSISTS, SEASON

1. Vernon Jennings, 1999-00 (32)	218
2. John Salmons, 2001-02 (32)	195
3. Vernon Jennings, 1998-99 (30)	167
4. Shane Larkin, 2012-13 (36)	164
5. Michael Gardner, 1992-93 (27)	154
6. Kevin Norris, 1996-97 (29)	142
7. Thomas Hocker, 1989-90 (27)	139
8. Kevin Norris, 1997-98 (28)	138
9. Thomas Hocker, 1987-88 (31)	136
10. Anthony Harris, 2004-05 (29)	133



# INDIVIDUAL RECORDS - GAME, SEASON, CAREER

## ASSISTS, CAREER\*

1. Vernon Jennings, 1996-00	520
2. Kevin Norris, 1994-98	493
3. John Salmons, 1998-02	429
4. Kevin Presto, 1985-89	412
5. Durand Scott, 2009-13	404
6. Thomas Hocker, 1987-90	384
7. Anthony Harris, 2002-07	330
8. Michael Gardner, 1991-94	319
9. Steven Edwards, 1992-96	312
10. Malcolm Grant, 2009-12	292

## STEALS, GAME

1. Jerome Scott vs. FIU, 1991	9
2. Vernon Jennings vs. West Virginia, 2000	7
15 occasions	6

## STEALS, SEASON

1. Jerome Scott, 1991-92 (32)	77
2. Vernon Jennings, 1999-2000 (32)	75
3. Shane Larkin, 2012-13 (36)	71
4. Jerome Scott, 1990-91 (28)	70
5. Robert Hite, 2003-04 (30)	61
6. Vernon Jennings, 1998-99 (30)	60
7. John Salmons, 2001-02 (32)	57
8. John Salmons, 2000-01 (29)	57
9. Steven Edwards, 1992-93 (27)	56
10. Michael Gardner, 1992-93 (27)	52
11. Shane Larkin, 2011-12 (32)	50
Robert Hite, 2005-06 (34)	50
John Salmons, 1999-2000 (34)	50

## STEALS, CAREER\*

1. Kevin Norris, 1994-98	208
2. Vernon Jennings, 1996-00	199
3. John Salmons, 1998-02	192
4. Robert Hite, 2002-06	187
5. Jerome Scott, 1988-92	187
6. Jake Morton, 1988-93	167
7. Durand Scott, 2009-13	166
8. Kevin Presto, 1985-89	154
9. Mike Simmons, 1998-03	141
10. Steven Edwards, 1992-96	138

## BLOCKED SHOTS, GAME

1. Anthony King vs. Florida Atlantic, 2004	13
2. James Jones vs. FIU, 2001	8
Tim James vs. West Virginia, 1996	8
Constantin Popa vs. Florida Atlantic, 1992	8
5. Anthony King vs. Marist, 2008	7
James Jones vs. North Carolina, 2003	7
James Jones vs. Florida Atlantic, 2000	7
Constantin Popa vs. St. John's, 1995	7
Constantin Popa vs. Beth.-Cookman, 1993	7
Tito Horford vs. South Carolina, 1987	7

## BLOCKED SHOTS, SEASON

1. Anthony King, 2004-05 (29)	86
2. Constantin Popa, 1992-93 (27)	85
3. Tito Horford, 1987-88 (30)	80
4. James Jones, 2001-02 (32)	78
5. Anthony King, 2005-06 (34)	65
Tim James, 1998-99 (30)	65
7. Tim James, 1996-97 (29)	64
Constantin Popa, 1991-92 (32)	64
9. Julian Gamble, 2012-13 (36)	63
10. Constantin Popa, 1993-94 (27)	59

## BLOCKED SHOTS, CAREER\*

1. Constantin Popa, 1991-95	263
2. Tim James, 1995-99	224
3. Anthony King, 2003-08	219
4. James Jones, 1999-03	192
5. Julian Gamble, 2008-13	132
6. Tito Horford, 1986-88	125
7. Dennis Burns, 1985-89	123
8. Elton Tyler, 1997-2000, 2001-02	114
9. Reggie Johnson, 2009-13	113
10. Jimmy Graham, 2005-09	104
11. Kenny Kadji, 2011-13	97

## PERSONAL FOULS, SEASON

1. Reggie Johnson, 2010-11 (36)	116
2. Hammie Ward, 1991-92 (32)	115
3. Constantin Popa, 1992-93 (27)	103
4. Constantin Popa, 1991-92 (32)	101
Kevin O'Riordan, 1970-71 (26)	101
6. Mike Hutslar, 1969-70 (23)	100
Ron Godfrey, 1960-61 (27)	100
8. Ron Godfrey, 1959-60 (27)	99
9. Jimmy Graham, 2007-08 (32)	98
10. Gary Hamilton, 2005-06 (34)	96

## PERSONAL FOULS, CAREER

1. Constantin Popa, 1991-95	375
2. Eric Brown, 1985-89	332
3. John Salmons, 1998-02	316
4. Reggie Johnson, 2009-13	313
5. Hammie Ward, 1989-93	311
6. Jake Morton, 1988-93	308
7. Mario Bland, 1996-00	305
8. Durand Scott, 2009-13	304
9. Gary Hamilton, 2002-06	297
10. Jimmy Graham, 2005-09	290

## DISQUALIFICATIONS, SEASON

1. Bill Soens, 1967-68 (28)	9
Bill Soens, 1966-67 (26)	9
Ron Godfrey, 1960-61 (27)	9
4. Hammie Ward, 1990-91 (28)	8
Tim Harvey, 1985-86 (27)	8
Mike Hutslar, 1969-70 (23)	8
Mike Hutslar, 1968-69 (24)	8
Rusty Parker, 1965-66 (26)	8
Ed Morris, 1956-57 (26)	8
Ed Morris, 1955-56 (26)	8

## DISQUALIFICATIONS, CAREER

1. Mike Hutslar, 1967-70	25
2. Rusty Parker, 1965-68	21
3. Edwin Morris, 1955-58	20
Hammie Ward, 1989-93	18
Bill Soens, 1966-68	18
Eric Brown, 1985-89	18
Constantin Popa, 1991-95	18
8. Ron Godfrey, 1958-61	16
9. Willie Allen, 1968-71	15
Mark Richardson, 1985-89	15

## GAMES STARTED, SEASON

1. Kenny Kadji, 2012-13 (36)	36
Malcolm Grant, 2010-11 (36)	36
3. Shane Larkin, 2012-13 (36)	35
Durand Scott, 2010-11 (36)	35
5. Trey McKinney Jones, 2012-13 (36)	34
Reggie Johnson, 2010-11 (36)	34
Anthony King, 2007-08 (34)	34
Anthony King, 2005-06 (34)	34
Guillermo Diaz, 2005-06 (34)	34
Robert Hite, 2005-06 (34)	34
Mario Bland, 1999-2000 (34)	34
Elton Tyler, 1999-2000 (34)	34
John Salmons, 1999-2000 (34)	34

\* Statistic not kept until the 1985-86 season.

# INDIVIDUAL RECORDS - GAME, SEASON, CAREER

## GAMES STARTED, CAREER\*

1. Durand Scott, 2009-13	125
2. Darius Rice, 2000-04	113
3. Robert Hite, 2002-06	109
4. Kevin Norris, 1994-98	108
5. John Salmons, 1998-2002	106
Eric Brown, 1985-89	106
7. Anthony King, 2003-08	105
8. Alex Fraser, 1993-97	98
9. Mario Bland, 1998-00	97
10. Steven Edwards, 1992-96	91
Kevin Presto, 1985-89	91

## CONSECUTIVE GAMES STARTED, CAREER\*

1. Kevin Norris, 1994-98	108
2. John Salmons, 1998-2002	106
3. James Jones, 1999-2003	89
4. Jerome Scott, 1990-92	72
5. Anthony King, 2004-06	71
6. Guillermo Diaz, 2003-06	69
7. Alex Fraser, 1994-96	67
8. Tim James, 1997-99	61
9. Mario Bland, 1998-2000	58

\*-years listed are the years of the consecutive starts

## GAMES PLAYED, CAREER

1. Rion Brown, 2010-14	136
2. Durand Scott, 2009-13	132
3. Brian Asbury, 2005-09	130
4. Julian Gamble, 2008-13	129
5. Anthony King, 2003-08	126
6. Elton Tyler, 1997-00, 2001-02	124
John Salmons, 1998-2002	124
8. James Jones, 1999-2003	122
9. Robert Hite, 2002-06	121
Kevin Presto, 1985-89	121

## MINUTES PLAYED, SEASON

1. Shane Larkin, 2012-13 (36)	1,311
2. Guillermo Diaz, 2005-06 (34)	1,196
3. Durand Scott, 2010-11 (36)	1,182
4. Rion Brown, 2010-14 (33)	1,166
5. Malcolm Grant, 2010-11 (36)	1,165
6. Durand Scott, 2012-13 (33)	1,142
7. Robert Hite, 2005-06 (34)	1,127
8. Vernon Jennings, 1999-00 (32)	1,117
9. Jerome Scott, 1991-92 (32)	1,108
10. John Salmons, 1999-00 (34)	1,104

## MINUTES PLAYED, CAREER\*

1. Durand Scott, 2009-13	4,238
2. John Salmons, 1998-2002	3,786
3. Eric Brown, 1985-89	3,761
4. Darius Rice, 2000-04	3,727
5. Robert Hite, 2002-06	3,566
6. Kevin Presto, 1985-89	3,453
7. Tim James, 1995-99	3,371
8. James Jones, 1999-2003	3,351
9. Kevin Norris, 1994-98	3,255
10. Rion Brown, 2010-14	3,191

## 20-POINT GAMES, SEASON

1. Eric Brown, 1988-89 (31)	24
Rick Barry, 1964-65 (26)	24
Rick Barry, 1963-64 (27)	24
4. Don Curnutt, 1969-70 (25)	21
Don Curnutt, 1968-69 (24)	21
6. Don Curnutt, 1967-68 (28)	19
7. Mike Wittman, 1966-67 (27)	17
Dick Hickox, 1959-60 (27)	17
9. Jack McClinton, 2008-09 (32)	16
10. Joe Wylie, 1990-91 (28)	15

## 20-POINT GAMES, CAREER

1. Rick Barry, 1962-65	61
Don Curnutt, 1967-70	61
3. Eric Brown, 1985-89	54
4. Dick Hickox, 1958-61	41
5. Jack McClinton, 2006-09	37
6. Darius Rice, 2000-04	35
7. Mike Wittman, 1964-67	33
8. Johnny Hemsley, 1996-00	29
Joe Wylie, 1988-91	29
10. Tim James, 1995-99	28
Ron Godfrey, 1958-61	28
Willie Allen, 1968-71	28

## 30-POINT GAMES, SEASON

1. Rick Barry, 1963-64 (27)	19
2. Rick Barry, 1964-65 (26)	18
3. Don Curnutt, 1968-69 (24)	11
4. Don Curnutt, 1969-70 (25)	10
5. Eric Brown, 1988-89 (31)	9
6. Rusty Parker, 1967-68 (28)	5
7. Don Curnutt, 1967-68 (28)	4
Mike Wittman, 1966-67 (26)	4
John Dampier, 1963-64 (27)	4
Dick Hickox, 1959-60 (27)	4

\* Statistic not kept until the 1985-86 season.



## FRESHMAN RECORDS - GAME - SINCE 2004-05

### POINTS

29	Durand Scott at North Carolina (03/02/10)
24	Dwayne Collins at Boston College (01/16/07)
22	Reggie Johnson vs Wake Forest (03/11/10)
21	Durand Scott vs Duke (03/13/10)
20	Durand Scott vs Minnesota (12/02/09)

### FIELD GOALS MADE

11	Durand Scott at North Carolina (03/02/10)
10	Durand Scott vs Duke (03/13/10)
10	Dwayne Collins at Boston College (01/16/07)
9	Durand Scott vs Duke (02/17/10)
9	Durand Scott vs Minnesota (12/02/09)

### FIELD GOAL ATTEMPTS

18	Denis Clemente at Temple (11/27/05)
18	Dwayne Collins at Boston College (01/16/07)
17	Durand Scott vs Minnesota (12/02/09)
15	Durand Scott vs Duke (03/13/10)
15	Durand Scott at North Carolina (03/02/10)

### FG PCT (MIN 7 MADE)

1.000 (8-8)	Reggie Johnson vs Wake Forest (03/11/10)
.733 (11-15)	Durand Scott at UNC (03/02/10)
.727 (8-11)	Manu Lecomte at Maryland (01/29/14)
.700 (7-10)	Dwayne Collins vs Mississippi St. (12/11/06)
.700 (7-10)	Davon Reed vs UCF (11-21-13)

### 3-POINT FIELD GOALS MADE

6	Rion Brown vs Maryland (3/2/11)
5	Davon Reed vs Arizona State (12-01-13)
4	Davon Reed vs Virginia Tech (03-12-14)
4	Rion Brown vs McNeese State (11/24/10)
4	Shane Larkin at Purdue (11-29-11)

### 3-POINT FG ATTEMPTS

12	Denis Clemente at Temple (11/27/05)
8	Denis Clemente vs Wofford (12-10-05)
8	Davon Reed vs Arizona State (12-01-13)
7	Davon Reed vs Virginia Tech (03-12-14)
7	Rion Brown vs Maryland (3/2/11)
7	Garrius Adams at Virginia Tech (01/13/10)
7	James Dews vs Nebraska (12/30/06)

### 3-PT FG PCT (MIN 4 MADE)

1.000 (4-4)	Shane Larkin at Purdue (11-29-11)
.857 (6-7)	Rion Brown vs Maryland (3/2/11)
.667 (4-6)	Rion Brown vs McNeese St. (11/24/10)

### FREE THROWS MADE

8	Reggie Johnson vs Duke (03/13/10)
8	Reggie Johnson vs Georgia Tech (02/10/10)
8	Shane Larkin vs Florida State (02-26-12)
7	Julian Gamble vs North Florida (12/31/08)
7	Shane Larkin vs UNCG (01-02-12)
7	Reggie Johnson vs Virginia Tech (01/31/10)
7	Reggie Johnson vs Boston College (01/19/10)

### FREE THROW ATTEMPTS

10	Reggie Johnson vs Duke (03/13/10)
10	Reggie Johnson vs Georgia Tech (02/10/10)
10	Reggie Johnson vs Virginia Tech (01/31/10)
10	Julian Gamble vs North Florida (12/31/08)
9	Shane Larkin vs Florida State (02-26-12)

### FT PCT (MIN 8 MADE)

.800 (8-10)	Reggie Johnson vs Duke (03/13/10)
.800 (8-10)	Reggie Johnson vs Ga. Tech (02/10/10)

### Rebounds

14	Dwayne Collins vs Virginia (02/21/07)
13	Dwayne Collins vs Boston College (02/07/07)
13	Dwayne Collins at Boston College (01/16/07)
13	Julian Gamble vs North Florida (12/31/08)
12	Dwayne Collins vs Maryland (03/08/07)
12	Dwayne Collins at Maryland (01/10/07)
12	Dwayne Collins vs FIU (11/11/06)
12	Reggie Johnson vs Virginia Tech (03/12/10)

### ASSISTS

10	Durand Scott vs NC Central (11/14/09)
8	Durand Scott vs Bethune-Cookman (12/30/09)
8	Durand Scott vs Nova Southeastern (11/16/09)
8	Eddie Rios vs Virginia (3/1/08)
8	Eddie Rios vs Marist (11/15/07)

### STEALS

6	Shane Larkin at North Carolina (01-10-12)
6	Shane Larkin at Ole Miss (11-25-11)
4	Eddie Rios vs Florida Southern (11/9/07)
4	Durand Scott vs Minnesota (12/02/09)
4	Jimmy Graham vs Wofford (12-10-05)
4	Shane Larkin vs UNCG (01-02-12)
4	James Dews at Evansville (11/17/06)

### BLOCKED SHOTS

5	Dwayne Collins vs Mississippi St. (12/11/06)
4	Reggie Johnson vs Florida State (03/06/10)
4	DeQuan Jones vs FIU (12/12/08)
4	Raphael Akpejori vs McNeese St. (11/24/10)
3	Reggie Johnson vs Virginia Tech (03/12/10)
3	Reggie Johnson vs FAU (12/19/09)
3	Julian Gamble vs NC Central (1/3/09)
3	Julian Gamble vs North Florida (12/31/08)
3	Julian Gamble at Kentucky (12/6/08)

### TURNOVERS

7	Durand Scott vs South Carolina (11/22/09)
6	Denis Clemente vs Texas-Arlington (11/13/05)
6	Manu Lecomte vs Duke (01-22-14)
5	Eddie Rios at FIU (12/8/07)
5	Shane Larkin at North Carolina (01-10-12)

### MINUTES

41	Shane Larkin vs Maryland (02-01-12)
38	Shane Larkin at Duke (02-05-12)
38	Dwayne Collins at Virginia Tech (02/24/07)
38	Dwayne Collins vs Boston College (02/07/07)
38	Manu Lecomte at North Carolina (01-08-14)



## FRESHMAN RECORDS - SEASON - SINCE 2004-05

SCORING	G	Pts	Avg
Durand Scott (2009-10)	28	339	10.3
Dwyane Collins (2006-07)	32	274	8.6
Manu Lecomte (2013-14)	33	253	7.7
Shane Larkin (2011-12)	32	238	7.4
Davon Reed (2013-14)	33	217	6.6

REBOUNDING	G	Reb	Avg
Dwyane Collins (2006-07)	32	207	6.5
Reggie Johnson (2009-10)	32	148	4.6
Durand Scott (2009-10)	28	131	4.0

FG PCT (Min. 100 att.)	G	FGM-A	Pct
Dwyane Collins (2006-07)	32	106-197	.538
Reggie Johnson (2009-10)	32	60-115	.522
Durand Scott (2009-10)	28	126-277	.455
Manu Lecomte (2013-14)	33	85-200	.425

FIELD GOALS MADE	FGM
Durand Scott (2009-10)	126
Dwyane Collins (2006-07)	106

FT PCT (Min. 40 att.)	G	FTM-A	Pct
Shane Larkin (2011-12)	32	60-70	.857
Reggie Johnson (2009-10)	32	84-107	.785
Manu Lecomte (2013-14)	33	56-72	.778
Durand Scott (2009-10)	28	71-106	.670
Davon Reed (2013-14)	33	35-53	.660

FREE THROWS MADE	FTM
Reggie Johnson (2009-10)	84
Durand Scott (2009-10)	71
Dwyane Collins (2006-07)	62
Shane Larkin (2011-12)	60

FREE THROWS ATT.	FTA
Reggie Johnson (2009-10)	107
Dwyane Collins (2006-07)	107
Durand Scott (2009-10)	106
Manu Lecomte (2013-14)	72
Shane Larkin (2011-12)	70

3-PT FG PCT (Min. 30 att.)	G	3FGM-A	Pct
Manu Lecomte (2013-14)	33	27-68	.397
Eddie Rios (2007-08)	34	19-51	.373
Davon Reed (2013-14)	33	40-112	.357
Rion Brown (2010-11)	36	32-90	.356
Shane Larkin (2011-12)	32	32-99	.323

3-PT FIELD GOALS MADE	3FGM
Davon Reed (2013-14)	40
Rion Brown (2010-11)	32
Shane Larkin (2011-12)	32
Manu Lecomte (2013-14)	27
Garrius Adams (2009-10)	26

3-PT FIELD GOALS ATT.	3FGA
Davon Reed (2013-14)	112
Shane Larkin (2011-12)	99
Rion Brown (2010-11)	90
Denis Clemente (2005-06)	89
Garrius Adams (2009-10)	89

ASSISTS	Ast	Avg
Durand Scott (2009-10)	113	3.4
Shane Larkin (2011-12)	81	2.5
Manu Lecomte (2013-14)	77	2.3
Eddie Rios (2007-08)	70	2.1
Denis Clemente (2005-06)	70	2.1

BLOCKED SHOTS	Blk	Avg
Reggie Johnson (2009-10)	21	0.7
Dwyane Collins (2006-07)	18	0.6
Jimmy Graham (2005-06)	14	0.4
Julian Gamble (2008-09)	14	0.6
DeQuan Jones (2008-09)	12	0.4
Raphael Akpejiori (2010-11)	12	0.6

STEALS	Stl	Avg
Shane Larkin (2011-12)	50	1.6
Durand Scott (2009-10)	41	1.2
Garrius Adams (2009-10)	23	0.7
Manu Lecomte (2013-14)	21	0.6
Dwyane Collins (2006-07)	20	0.6
Denis Clemente (2005-06)	20	0.6

MINUTES PLAYED	G	Min	Avg
Manu Lecomte (2013-14)	33	924	28.0
Durand Scott (2009-10)	28	917	27.8
Shane Larkin (2011-12)	32	820	25.6
Dwyane Collins (2006-07)	32	806	25.2
Denis Clemente (2005-06)	34	708	20.8



## TEAM RECORDS - GAME - ACC GAMES ONLY

## POINTS

96	Duke	02/20/08
95	Virginia	03/01/08
91	at Virginia	01/12/05
90	Duke	01/23/13
90	Maryland	02/01/12
90	Florida State	03/03/07
90	Georgia Tech	12/03/06

## FIELD GOALS MADE

35	Duke	02/20/08
35	Duke	01/19/05
34	Florida State	03/03/07
33	Duke	01/23/13
33	Virginia	03/01/08
32	Georgia Tech	12/03/06
32	at Florida State	01/29/06
32	at Clemson	02/12/05
32	at Wake Forest	01/29/05

## FIELD GOAL ATTEMPTS

77	Duke	01/19/05
76	at Boston College	01/15/08
73	at NC State	02/29/12
73	Maryland	02/01/12
73	at Duke	02/19/06
73	at Georgia Tech	01/06/05

## FIELD GOAL PERCENTAGE

.638 (30-47)	at Florida State	02/13/13
.632 (24-38)	Virginia Tech	01/31/10
.587 (27-46)	at NC State	03/01/14
.582 (32-55)	at Clemson	02/12/05
.574 (35-61)	Duke	02/20/08
.569 (33-58)	Duke	01/23/13

## 3 PT FIELD GOALS MADE

15	North Carolina	02/09/13
13	North Carolina	01/26/11
13	at Wake Forest	01/29/05
12	Boston College	03/03/12
12	Wake Forest	02/18/12
12	Maryland	03/02/11
12	Wake Forest	01/31/06
12	Maryland	01/07/06

## 3 PT FG ATTEMPTS

34	at Virginia Tech	02/15/14
34	at North Carolina	03/02/10
32	at Florida State	02/26/11
32	at Georgia Tech	03/04/09
31	Wake Forest	02/18/12
31	at Maryland	01/31/09
31	Virginia Tech	01/25/09

## 3 PT FG PERCENTAGE, MIN. 7 MADE

.632 (12-19)	Maryland	01/07/06
.600 (9-15)	at Duke	02/07/09
.577 (15-26)	North Carolina	02/09/13
.571 (8-14)	at NC State	01/23/11
.556 (10-18)	Virginia	02/21/07
.550 (11-20)	Boston College	02/21/09

## FREE THROWS MADE

27	at Boston College	01/10/09
26	at NC State	30/01/14
26	Georgia Tech	01/12/08
26	at North Carolina	01/14/06
25	Virginia Tech	01/31/10
25	NC State	03/07/09
25	Boston College	03/05/08
25	Clemson	01/27/08
25	at Virginia	01/12/05

## FREE THROW ATTEMPTS

35	at Virginia	01/12/05
34	Florida State	02/26/12
34	NC State	03/07/09
34	at North Carolina	01/14/06
33	at Florida State	02/10/14
33	at Boston College	01/10/09

## FREE THROW PCT, MIN.10 MADE

.933 (14-15)	Boston College	01/15/11
.929 (13-14)	Clemson	01/18/12
.917 (22-24)	Maryland	02/23/08
.905 (19-21)	Virginia Tech	01/23/07
.900 (18-20)	North Carolina	02/12/06
.893 (25-28)	Boston College	03/05/08

## REBOUNDS

55	at Maryland	01/10/07
53	Clemson	01/27/08
50	Virginia Tech	12/08/13
49	Duke	01/23/13
48	at Duke	02/05/12
48	at Georgia Tech	03/04/09

## ASSISTS

21	Virginia	03/01/08
20	Wake Forest	02/18/12
19	Florida State	01/27/13
19	Clemson	01/18/12
18	Virginia	02/23/10

## STEALS

15	at North Carolina	01/22/05
13	at North Carolina	03/02/10
12	Maryland	02/05/05
11	NC State	01/22/12
11	Duke	02/20/08
11	at Duke	02/19/06
11	at Wake Forest	01/29/05

## BLOCKED SHOTS

9	Wake Forest	02/04/09
9	Florida State	01/15/05
8	at Florida State	02/10/14
8	at Virginia Tech	01/30/13
8	Duke	01/23/13
8	at North Carolina	01/10/13
8	Clemson	01/27/08

## TURNOVERS

28	Georgia Tech	02/03/11
22	Duke	02/17/10
22	Clemson	12/21/08
22	Duke	02/20/08
21	at Georgia Tech	03/06/11

## FOULS

31	at Florida State	03/08/08
31	at Duke	02/02/08
27	Virginia Tech	01/23/07
26	at Virginia Tech	01/13/10
26	at Clemson	02/28/07

# OPPONENT TEAM RECORDS - GAME - ACC GAMES ONLY

## POINTS

105	at North Carolina	01/31/07
98	North Carolina	01/23/08
98	Florida State	03/03/07
95	Duke	02/20/08
94	at Wake Forest	01/29/05

## FIELD GOALS MADE

36	North Carolina	01/23/08
36	at North Carolina	01/31/07
36	at Wake Forest	01/29/05
35	Clemson	12/21/08
34	Florida State	03/03/07

## FIELD GOAL ATTEMPTS

76	at Duke	02/07/09
75	North Carolina	01/23/08
74	Duke	01/23/13
71	Clemson	12/21/08
69	Virginia Tech	12/08/13
69	at North Carolina	01/10/12

## FIELD GOAL PERCENTAGE

.683 (28-41)	Duke	01/14/07
.610 (36-59)	at Wake Forest	01/29/05
.608 (31-51)	Duke	01/19/05
.596 (34-57)	Florida State	03/03/07
.591 (26-44)	Boston College	02/07/07

## 3 PT FIELD GOALS MADE

15	Duke	02/20/08
14	at NC State	01/27/09
14	at Duke	03/03/05
13	Duke	02/17/10
13	at Florida State	01/20/07
13	at Duke	02/19/06
13	Notre Dame	02/19/14

## 3 PT FG ATTEMPTS

39	at Duke	02/07/09
37	Duke	02/20/08
34	Virginia Tech	12/08/13
33	at Duke	03/03/05
31	at Duke	02/05/12
31	Florida State	01/21/09

## 3 PT FG PERCENTAGE, MIN. 7 MADE

.667 (12-18)	at NC State	12/18/05
.625 (10-16)	at Clemson	02/27/08
.611 (11-18)	at NC State	01/19/08
.583 (7-12)	at Wake Forest	02/23/13
.579 (11-19)	Virginia	02/05/11
.571 (8-14)	at Florida State	02/26/11

## FREE THROWS MADE

34	Virginia Tech	01/23/07
32	at Florida State	03/08/08
31	at Florida State	02/18/09
29	at Duke	02/19/06
27	Syracuse	01/25/14
27	at NC State	12/18/05

## FREE THROW ATTEMPTS

42	at Florida State	03/08/08
42	Virginia Tech	01/23/07
40	at Duke	02/02/08
35	Maryland	02/01/12
35	at Florida State	02/18/09
35	at Maryland	01/10/07

## FREE THROW PERCENTAGE, MIN. 10 MADE

.933 (14-15)	at Duke	01/02/11
.917 (22-24)	North Carolina	01/23/08
.909 (10-11)	at Virginia	02/26/09
.905 (19-21)	NC State	03/07/09
.900 (18-20)	at North Carolina	01/14/06
.886 (31-35)	at Florida State	02/18/09

## REBOUNDS

51	at North Carolina	03/02/10
51	Maryland	02/05/05
49	at North Carolina	01/31/07
48	Maryland	01/13/13
46	North Carolina	02/15/12
46	at Boston College	12/06/09

## ASSISTS

26	at North Carolina	01/31/07
21	at Florida State	01/20/07
20	NC State	02/08/06
20	at Wake Forest	01/29/05
19	at NC State	02/29/12
19	at NC State	01/23/11
19	at Maryland	01/26/10
19	Boston College	01/19/10
19	at Virginia	01/16/10
19	Clemson	12/21/08
19	at Boston College	01/15/08
19	at Boston College	02/16/06

## STEALS

17	Georgia Tech	02/03/11
15	at Georgia Tech	03/06/11
13	Clemson	12/21/08
12	Duke	02/17/10
12	at Georgia Tech	02/17/08
12	at North Carolina	01/22/05

## BLOCKED SHOTS

12	at NC State	12/18/05
9	at Wake Forest	02/23/13
9	at Georgia Tech	03/04/09
9	at Boston College	01/15/08
9	at Clemson	02/28/07
9	at Maryland	01/10/07

## TURNOVERS

23	Duke	02/20/08
22	at Georgia Tech	02/17/08
20	at Maryland	03/01/06
20	Maryland	01/07/06
19	Maryland	02/01/12
19	Maryland	02/05/05
19	at North Carolina	01/22/05
19	at Virginia	01/12/05

## FOULS

29	Florida State	02/26/12
27	Virginia Tech	01/31/10
26	NC State	03/07/09
26	Georgia Tech	01/12/08
25	Duke	02/20/08
25	at Virginia	01/12/05



## TEAM LOWS - GAME - ACC GAMES ONLY

## POINTS

40	at Virginia	02/26/14
44	at Syracuse	01/04/14
45	at Virginia Tech	02/15/14
45	at Clemson	02/17/13
46	Duke	01/22/14

## FIELD GOALS MADE

12	at Virginia	02/26/14
15	at Virginia Tech	02/15/14
16	at Wake Forest	02/02/10
17	at Syracuse	01/04/14
17	Duke	01/22/14
17	NC State	02/08/14
17	Florida State	01/19/11
17	at Virginia	01/16/10
17	Florida State	02/06/08
17	at Boston College	02/16/06

## FIELD GOAL ATTEMPTS

38	Virginia Tech	01/31/10
39	Clemson	02/20/11
40	at Syracuse	01/04/14
40	Georgia Tech	02/03/11
43	at Georgia Tech	01/18/14

## FIELD GOAL PERCENTAGE

.259 (15-58)	at Virginia Tech	02/15/14
.261 (12-46)	at Virginia	02/26/14
.296 (16-54)	at Wake Forest	02/02/10
.309 (17-55)	Florida State	02/06/08
.311 (19-61)	at Maryland	01/10/07

## 3 PT FIELD GOALS MADE

0	at Virginia	02/26/14
1	Virginia	02/19/13
1	at Duke	02/19/06
2	Duke	01/22/14
2	at Clemson	03/04/14
2	NC State	01/22/12
2	Georgia Tech	01/12/08
2	at Boston College	01/16/07

## 3 PT FG ATTEMPTS

7	Virginia	02/19/13
8	at Florida State	02/13/13
10	Duke	01/22/14
10	at NC State	03/01/14
11	at NC State	01/19/08
11	at Duke	02/02/08
11	at Duke	02/19/06
11	Clemson	01/26/05

## 3 PT FG PERCENTAGE

.000 (0-12)	at Virginia	02/26/14
.091 (1-11)	at Duke	02/19/06
.100 (2-20)	NC State	01/22/12
.105 (2-19)	Georgia Tech	01/12/08
.143 (1-7)	Virginia	02/19/13
.143 (3-21)	at NC State	02/02/13

## FREE THROWS MADE

2	Florida State	01/15/14
2	at Clemson	03/04/14
2	Wake Forest	02/18/12
2	North Carolina	02/15/09
3	at Syracuse	01/04/14
3	at Georgia Tech	01/24/12

## FREE THROW ATTEMPTS

2	North Carolina	02/15/09
3	at Georgia Tech	01/24/12
3	Wake Forest	02/18/12
3	Boston College	02/07/07
4	at Syracuse	01/04/14

## FREE THROW PCT, MIN. 10 ATT.

.385 (5-13)	Maryland	01/13/13
.412 (7-17)	at Clemson	02/13/10
.417 (5-12)	at Clemson	02/28/07
.444 (12-27)	Clemson	12/21/08
.455 (5-11)	at North Carolina	01/17/09

## REBOUNDS

16	Duke	01/14/07
21	at Boston College	12/06/09
22	at Florida State	02/13/13
22	North Carolina	02/12/06
23	at Clemson	03/04/14
23	Virginia Tech	01/31/10
23	Wake Forest	01/31/06

## ASSISTS

3	at Virginia	02/26/14
4	at Georgia Tech	01/18/14
5	at Virginia	01/07/12
5	at Maryland	02/21/12
5	at Maryland	01/26/10

## STEALS

0	at Virginia	01/24/06
1	Syracuse	01/25/14
1	at Duke	03/02/13
1	Virginia Tech	01/25/09
1	at Clemson	02/27/08
1	at Virginia	02/03/07

## BLOCKED SHOTS

0	NC State	02/08/14
0	at Duke	03/02/13
0	at Duke	02/05/12
0	at Clemson	01/08/11
0	at Duke	02/02/08
0	at Boston College	01/16/07
0	Virginia Tech	01/23/07
0	at Clemson	02/28/07

## TURNOVERS

3	at Virginia Tech	02/15/14
3	Boston College	02/22/14
4	Florida State	01/15/14
5	Syracuse	01/25/14
5	at Clemson	03/04/14
5	at Boston College	01/29/12
5	NC State	03/07/09
5	Wake Forest	01/31/06
6	at Boston College	01/16/13
6	at NC State	02/29/12
6	at Boston College	12/06/09
6	Maryland	02/23/08
6	Virginia	03/01/08
6	at Virginia	02/03/07

## FOULS

7	North Carolina	02/09/13
7	Virginia Tech	02/09/12
10	Notre Dame	02/19/14
10	Virginia	02/19/13
10	Florida State	01/15/05



# OPPONENT TEAM LOWS - GAME - ACC GAMES ONLY

## POINTS

38	Clemson	01/18/06
42	at Georgia Tech	01/18/14
42	Boston College	02/22/14
43	at Clemson	02/17/13
47	Maryland	01/13/13
47	Florida State	01/27/13

## FIELD GOALS MADE

13	at Georgia Tech	01/18/14
13	at Maryland	01/10/07
14	Boston College	02/22/14
15	Clemson	01/18/06
16	Florida State	01/27/13

## FIELD GOAL ATTEMPTS

38	at Wake Forest	02/17/07
39	at Wake Forest	02/09/11
40	at NC State	12/18/05
41	Duke	01/14/07
42	at Virginia Tech	02/19/05

## FIELD GOAL PERCENTAGE

.224 (13-58)	at Maryland	01/10/07
.254 (15-59)	Clemson	01/18/06
.274 (17-62)	Georgia Tech	02/03/11
.281 (18-64)	at Florida State	02/22/05
.295 (13-44)	at Georgia Tech	01/18/14

## 3 PT FIELD GOALS MADE

2	at North Carolina	01/10/12
2	at Maryland	03/01/06
3	at Syracuse	01/04/14
3	Maryland	01/13/13
3	Florida State	01/27/13
3	Virginia Tech	02/27/13
3	Clemson	03/09/13
3	Florida State	01/19/11
3	at Boston College	12/06/09
3	Wake Forest	02/04/09
3	Boston College	03/05/08
3	at Virginia Tech	02/24/07

## 3 PT FG ATTEMPTS

7	NC State	02/27/10
9	at NC State	02/02/13
10	NC State	01/22/12
10	North Carolina	01/23/08
10	Florida State	03/05/06

## 3 PT FG PERCENTAGE

.125 (2-16)	at North Carolina	01/10/12
.143 (4-28)	Georgia Tech	02/03/11
.143 (4-28)	Clemson	01/18/06
.150 (3-20)	Wake Forest	02/04/09
.154 (2-13)	at Maryland	03/01/06

## FREE THROWS MADE

1	Virginia Tech	12/08/13
3	Notre Dame	02/19/14
3	Georgia Tech	03/06/13
4	Wake Forest	03/08/14
4	Maryland	01/14/09
4	Clemson	01/18/06

## FREE THROW ATTEMPTS

3	Virginia Tech	12/08/13
5	Florida State	01/15/05
6	Notre Dame	02/19/14
6	North Carolina	02/09/13
6	Georgia Tech	03/06/13
6	Maryland	01/14/09

## FREE THROW PCT, MIN. 10 ATT

.364 (4-11)	Clemson	01/18/06
.385 (5-13)	at Clemson	02/17/13
.400 (4-10)	Wake Forest	03/08/14
.444 (8-18)	Maryland	01/13/13
.452 (14-31)	at Clemson	02/28/07

## REBOUNDS

19	Wake Forest	03/08/14
20	at Virginia Tech	02/09/08
20	at Florida State	01/29/06
21	Clemson	03/09/13
21	at Wake Forest	02/09/11

## ASSISTS

4	Maryland	01/13/13
6	Florida State	01/27/13
6	Boston College	02/05/13
6	Georgia Tech	02/03/11
7	NC State	02/08/14
7	Boston College	02/22/14
7	Clemson	03/09/13
7	Wake Forest	02/04/09
7	Florida State	02/06/08
7	Clemson	01/18/06

## STEALS

0	Boston College	02/22/14
0	at Boston College	02/16/06
1	Florida State	01/15/14
1	at Clemson	03/04/14
1	NC State	02/10/07
1	at Wake Forest	02/17/07
1	at North Carolina	01/14/06
1	Wake Forest	01/31/06
1	at Virginia	01/12/05

## BLOCKED SHOTS

0	NC State	02/08/14
0	Boston College	03/03/12
0	Virginia Tech	01/31/10
0	at Maryland	01/31/09
0	at Wake Forest	01/29/08
0	Duke	2/20/08
0	Georgia Tech	12/03/06
0	at Florida State	01/20/07

## TURNOVERS

5	Syracuse	01/25/14
5	Boston College	01/19/10
6	Notre Dame	02/19/14
6	at Clemson	02/17/13
7	at Syracuse	01/04/14
7	Virginia	02/19/13
7	at Virginia	01/07/12
7	at NC State	02/29/12
7	at Maryland	01/31/09
7	North Carolina	01/23/08
7	Virginia	03/01/08

## FOULS

7	at Georgia Tech	01/24/12
8	at Clemson	03/04/14
8	North Carolina	02/15/09
9	at NC State	01/23/11
9	Boston College	02/07/07



# INDIVIDUAL RECORDS - GAME - ACC GAMES ONLY

## POINTS

35	Jack McClinton vs. North Carolina	02/15/09
34	Jack McClinton at Duke	02/07/09
34	Jack McClinton vs. Virginia	03/01/08
32	Jack McClinton vs. Wake Forest	02/04/09
31	Jack McClinton vs. Florida State	03/03/07
31	Robert Hite at Florida State	01/29/06

## FIELD GOALS MADE

13	Jack McClinton vs. North Carolina	02/15/09
12	Jack McClinton at Duke	02/07/09
12	Dwayne Collins vs. Duke	02/20/08
11	Reggie Johnson at Duke	02/05/12
11	Durand Scott vs. Maryland	02/01/12
11	Durand Scott at North Carolina	03/02/10
11	Jack McClinton vs. Wake Forest	02/04/09
11	Jack McClinton vs. Virginia	03/01/08
11	Robert Hite at Florida State	01/29/06
11	Anthony Harris at Wake Forest	01/29/05
11	Guillermo Diaz at North Carolina	01/22/05
11	Guillermo Diaz vs. Duke	01/19/05

## FIELD GOAL ATT.

26	Jack McClinton at Boston College	01/15/08
25	Jack McClinton vs. North Carolina	02/15/09
23	Guillermo Diaz vs. Duke	01/19/05
22	Jack McClinton vs. Florida State	03/03/07
21	Jack McClinton vs. Virginia Tech	01/25/09
21	Robert Hite vs. Maryland	02/05/05

## FG PCT, MIN 8 MADE

.900 (9-10)	Reggie Johnson at Duke	01/02/11
.857 (12-14)	Dwayne Collins vs. Duke	02/20/08
.818 (9-11)	Kenny Kadji vs. Duke	01/23/13
.818 (9-11)	Rion Brown at Georgia Tech	01/05/13
.800 (8-10)	Reggie Johnson at Wake Forest	02/09/11
.786 (11-14)	Durand Scott vs. Maryland	02/01/12

## 3-POINT FG MADE

7	Jack McClinton vs. North Carolina	02/15/09
7	Jack McClinton vs. Virginia	03/01/08
7	Robert Hite vs. Wake Forest	01/31/06
6	Rion Brown vs. Maryland	03/02/11
6	Adrian Thomas vs. Virginia	02/05/11
6	Jack McClinton vs. Wake Forest	02/04/09
6	Jack McClinton at Georgia Tech	02/17/08
6	Jack McClinton at Wake Forest	02/17/07
6	Robert Hite at Florida State	01/29/06

## 3-POINT FG ATT.

14	Jack McClinton at Georgia Tech	02/17/08
13	Jack McClinton at Wake Forest	02/17/07
12	Rion Brown at Virginia Tech	02/15/14
12	Malcolm Grant vs. Maryland	02/01/12
12	Adrian Thomas vs. Virginia	02/05/11
12	Jack McClinton vs. North Carolina	02/15/09
12	Jack McClinton vs. Virginia Tech	01/25/09
12	Jack McClinton vs. Virginia	03/01/08

## 3-PT FG PCT, MIN 5 MADE

1.000 (5-5)	Malcolm Grant at NC State	01/23/11
.857 (6-7)	Rion Brown vs. Maryland	03/02/11
.833 (5-6)	Jack McClinton at Duke	02/07/09

## FREE THROWS MADE

16	Jack McClinton vs. NC State	03/07/09
12	Rion Brown at Maryland	01/29/14
12	Durand Scott at Clemson	01/08/11
12	Robert Hite at North Carolina	01/14/06
11	Dwayne Collins vs. Duke	02/17/10
11	Dwayne Collins at Boston College	01/10/09

## FREE THROW ATT.

16	Jack McClinton vs. NC State	03/07/09
16	Robert Hite at North Carolina	01/14/06
14	Dwayne Collins vs. Duke	02/17/10
14	Dwayne Collins at Boston College	01/10/09
13	Rion Brown at Maryland	01/29/14
13	Durand Scott at Clemson	01/08/11

## FT PCT, MIN 10 MADE

1.000 (16-16)	Jack McClinton vs. NC State	03/07/09
1.000 (10-10)	Lance Hurdle vs. Boston Co.	03/05/08
1.000 (10-10)	Jack McClinton vs. Ga. Tech	12/03/06
1.000 (10-10)	Guillermo Diaz at Virginia	01/12/05
.923 (12-13)	Rion Brown at Maryland	01/29/14
.923 (12-13)	Durand Scott at Clemson	01/08/11

## REBOUNDS

16	Reggie Johnson vs. Maryland	03/02/11
15	Brian Asbury at Georgia Tech	03/04/09
15	Dwayne Collins at Georgia Tech	03/04/09
15	Jimmy Graham vs. North Carolina	02/15/09
14	Kenny Kadji at Georgia Tech	01/05/13
14	Reggie Johnson at NC State	01/23/11
14	Brian Asbury at Clemson	02/28/07
14	Dwayne Collins vs. Virginia	02/21/07

## ASSISTS

9	Shane Larkin vs. North Carolina	02/09/13
9	Guillermo Diaz vs. Maryland	01/07/06
9	Anthony Harris at Wake Forest	01/29/05
8	Durand Scott vs. Duke	02/13/11
8	Malcolm Grant at North Carolina	03/02/10
8	Eddie Rios vs. Virginia	03/01/08
8	Anthony Harris vs. Florida State	03/03/07

## STEALS

6	Shane Larkin at North Carolina	01/10/12
5	Shane Larkin at NC State	02/02/13
5	Adrian Thomas vs. Florida State	01/21/09
5	Anthony Harris vs. Florida State	03/03/07
5	Keaton Copeland vs. Duke	01/14/07

## BLOCKED SHOTS

6	Anthony King vs. Florida State	01/15/05
5	Kenny Kadji vs. Florida State	02/26/12
5	Reggie Johnson at NC State	01/23/11
5	Jimmy Graham vs. North Carolina	02/15/09
5	Anthony King vs. Maryland	02/23/08
5	Jimmy Graham vs. Clemson	01/27/08
5	Dwayne Collins vs. Georgia Tech	01/12/08
5	Anthony King vs. Maryland	02/05/05

## TURNOVERS

10	Durand Scott vs. Georgia Tech	02/03/11
6	Manu Lecomte vs. Duke	01/22/14
6	Durand Scott vs. Clemson	02/20/11
6	Garrius Adams vs. Georgia Tech	02/03/11
6	Jack McClinton vs. Georgia Tech	01/12/08
6	Anthony Harris vs. Florida State	03/03/07
6	Anthony Harris at Florida State	01/29/06
6	Anthony Harris vs. Maryland	01/07/06
6	Anthony Harris at Duke	03/03/05
6	Guillermo Diaz vs. Georgia Tech	02/26/05
6	Anthony Harris at Florida State	02/22/05
6	Anthony Harris at North Carolina	01/22/05

# OPPONENT INDIVIDUAL RECORDS - GAME - ACC GAMES ONLY

## POINTS

45	Al Thornton vs. Florida State	03/03/07
41	Sean Singletary vs. Virginia	03/01/08
36	Ryan Kelly at Duke	03/02/13
35	Tyler Hansbrough vs. North Carolina	01/23/08
33	Terrell Stoglin vs. Maryland	02/01/12

## FIELD GOALS MADE

16	Al Thornton vs. Florida State	03/03/07
12	Sean Singletary vs. Virginia	03/01/08
11	Erick Green at Virginia Tech	01/30/13
11	Joe Trapani vs. Boston College	01/19/10
11	A.D. Vassallo vs. Virginia Tech	01/25/09
11	Tyler Hansbrough vs. North Carolina	02/12/06
11	Sean Singletary at Virginia	01/24/06
11	Eric Williams at Wake Forest	01/29/05
11	Shelden Williams vs. Duke	01/19/05

## FIELD GOAL ATT.

26	Terrell Stoglin vs. Maryland	02/01/12
25	Sean Singletary vs. Virginia	03/01/08
24	Al Thornton vs. Florida State	03/03/07
23	Jarell Eddie vs. Virginia Tech	12/08/13
23	Kyle Singler at Duke	02/07/09

## FG PCT, MIN 7 MADE

1.000 (7-7)	Dez Wells at Maryland	01/29/14
1.000 (7-7)	Ra'Sean Dickey vs. Georgia Tech	12/03/06
.917 (11-12)	Shelden Williams vs. Duke	01/19/05
.875 (7-8)	Jeff Allen at Virginia Tech	02/09/08
.875 (7-8)	DeMarcus Nelson vs. Duke	01/14/07
.875 (7-8)	Coleman Collins at Virginia Tech	02/19/05

## 3-POINT FG MADE

9	Lewis Clinch at Georgia Tech	03/04/09
7	Ryan Kelly at Duke	03/02/13
7	Toney Douglas vs. Florida State	01/21/09
7	Wayne Ellington at North Carolina	01/17/09
6	Pat Connaughton vs. Notre Dame	02/19/14
6	Jarell Eddie vs. Virginia Tech	12/08/13
6	Terrell Stoglin vs. Maryland	02/01/12
6	Sylvan Landesberg vs. Virginia	02/23/10
6	Courtney Fells at NC State	01/27/09
6	J.J. Redick at Duke	02/19/06
6	Justin Gray vs. Wake Forest	01/31/06
6	J.J. Redick at Duke	03/03/05

## 3-POINT FG ATT.

20	Terrell Stoglin vs. Maryland	02/01/12
16	Lewis Clinch at Georgia Tech	03/04/09
14	Jarell Eddie vs. Virginia Tech	12/08/13
14	Toney Douglas vs. Florida State	01/21/09
12	Trevor Cooney at Syracuse	01/04/14
12	Greg Paulus at Duke	02/07/09
12	Tyrese Rice at Boston College	01/10/09
12	J.J. Redick at Duke	03/03/05

## 3-PT FG PCT, MIN 5 MADE

1.000 (5-5)	C.J. Harris at Wake Forest	02/23/13
.857 (6-7)	Pat Connaughton vs. ND	02/19/14
.833 (5-6)	Jeff Teague at Wake Forest	01/29/08
.778 (7-9)	Ryan Kelly at Duke	03/02/13
.750 (6-8)	Sylvan Landesberg vs. Virginia	02/23/10

## FREE THROWS MADE

17	C.J. Harris at Wake Forest	02/09/11
15	Tyler Hansbrough vs. North Carolina	01/23/08
15	Zabian Dowdell vs. Virginia Tech	01/23/07
14	Malcolm Delaney at Virginia Tech	01/13/10
14	Toney Douglas at Florida State	02/18/09

## FREE THROW ATT.

18	C.J. Harris at Wake Forest	02/09/11
18	Zabian Dowdell vs. Virginia Tech	01/23/07
16	Malcolm Delaney at Virginia Tech	01/13/10
16	Tyler Hansbrough vs. North Carolina	01/23/08
15	Toney Douglas at Florida State	02/18/09

## FT PCT, MIN 8 MADE

1.00 (11-11)	Al Thornton vs. Florida State	03/03/07
1.00 (11-11)	Jon Scheyer vs. Duke	01/14/07
1.000 (9-9)	Terrell Stoglin vs. Maryland	02/01/12
1.000 (9-9)	Gavin Grant at NC State	01/19/08
1.000 (8-8)	Ekene Ibekwe at Maryland	01/10/07
1.000 (8-8)	Shelden Williams vs. Duke	01/19/05

## REBOUNDS

18	Gani Lawal vs. Georgia Tech	02/10/10
16	Trevor Booker vs. Clemson	12/21/08
15	Jabari Parker vs. Duke	01/22/14
15	Corey Raji vs. Boston College	02/21/09
15	Shelden Williams at Duke	02/19/06
15	Sharrod Ford vs. Clemson	01/26/05
15	Sean May at North Carolina	01/22/05

## ASSISTS

12	Tyrese Rice at Boston College	01/16/07
10	Ty Lawson vs. North Carolina	01/23/08
10	Daniel Ewing at Duke	03/03/05
9	Devin Wilson at Virginia Tech	02/15/14
9	Kendall Marshall vs. North Carolina	02/15/12
9	Greivis Vasquez at Maryland	01/26/10
9	Malcolm Delaney at Virginia Tech	01/13/10
9	Greivis Vasquez at Maryland	01/31/09
9	Tyrese Rice vs. Boston College	03/05/08

## STEALS

5	Iman Shumpert at Georgia Tech	03/06/11
5	Seth Curry vs. Duke	02/13/11
5	Iman Shumpert vs. Georgia Tech	02/03/11
5	Jon Scheyer vs. Duke	02/17/10
5	Brian Zoubek vs. Duke	02/17/10

## BLOCKED SHOTS

7	Cedric Simmons at NC State	12/18/05
5	McKie, Travis at Wake Forest	02/23/13
5	Alade Aminu at Georgia Tech	03/04/09
5	Tyrelle Blair at Boston College	01/15/08

## TURNOVERS

9	Rakim Sanders vs. Boston College	03/05/08
7	Bernard James at Florida State	02/11/12
6	Jarell Eddie at Virginia Tech	01/30/13
6	Montay Brandon vs. Florida State	01/27/13
6	Jordan Daniels vs. Boston College	03/03/12
6	Chris Singleton vs. Florida State	03/06/10
6	Michael Snaer vs. Florida State	03/06/10
6	DeMarcus Nelson vs. Duke	02/20/08
6	Anthony Morrow at Georgia Tech	02/17/08
6	Kyle Visser at Wake Forest	02/17/07
6	Ilian Evtimov vs. North Carolina State	02/08/06
6	Ra'Sean Dickey at Georgia Tech	02/04/06
6	D.J. Strawberry vs. Maryland	01/07/06



# INDIVIDUAL RECORDS - SEASON - ACC GAMES ONLY

## SCORING

##	Player (Season)	G	Pts	Avg
1.	Jack McClinton (2008-09)	16	348	21.8
2.	Guillermo Diaz (2004-05)	16	331	20.7
3.	Jack McClinton (2007-08)	16	300	18.8
4.	Guillermo Diaz (2005-06)	16	298	18.6
5.	Rion Brown (2013-14)	18	290	16.1
6.	Robert Hite (2005-06)	16	279	17.4
7.	Kenny Kadji (2012-13)	18	264	14.7
8.	Jack McClinton (2006-07)	16	250	15.6
9.	Shane Larkin (2012-13)	18	248	13.8
10.	Robert Hite (2004-05)	16	245	15.3

## REBOUNDING

##	Player (Season)	G	Reb	Avg
1.	Reggie Johnson (2010-11)	16	159	9.9
2.	Kenny Kadji (2012-13)	18	122	6.8
3.	Dwayne Collins (2006-07)	16	117	7.3
4.	Tonye Jekiri (2013-14)	18	110	6.1
	Dwayne Collins (2007-08)	16	110	6.9
	Anthony King (2007-08)	16	110	6.9
	William Frisby (2004-05)	16	110	6.9
	Anthony King (2004-05)	16	110	6.9
9.	Reggie Johnson (2011-12)	15	107	7.1
10.	Julian Gamble (2012-13)	18	101	5.6

## FIELD GOAL PCT (Min. 100 att.)

##	Player (Season)	G	FGM-A	Pct
1.	Dwayne Collins (2009-10)	15	61-103	.592
2.	Reggie Johnson (2010-11)	16	78-132	.591
3.	Dwayne Collins (2007-08)	16	65-114	.570
4.	Kenny Kadji (2012-13)	18	96-183	.525
5.	Reggie Johnson (2011-12)	15	64-124	.516
6.	Dwayne Collins (2006-07)	16	58-113	.513
7.	Kenny Kadji (2011-12)	15	81-159	.509
8.	Shane Larkin (2012-13)	18	89-182	.489
9.	Brian Asbury (2008-09)	16	57-118	.483
10.	Durand Scott (2011-12)	16	80-168	.476

## FIELD GOALS MADE

##	Player (Season)	FGM
1.	Jack McClinton (2008-09)	113
	Guillermo Diaz (2004-05)	113
3.	Rion Brown (2013-14)	100
	Guillermo Diaz (2005-06)	100
5.	Robert Hite (2005-06)	97
6.	Jack McClinton (2007-08)	96
	Kenny Kadji (2012-13)	96
8.	Shane Larkin (2012-13)	89
9.	Robert Hite (2004-05)	88
10.	Kenny Kadji (2011-12)	81

## FREE THROW PCT (Min. 40 att)

##	Player (Season)	G	FTM-A	Pct
1.	Jack McClinton (2007-08)	16	57-62	.919
2.	Jack McClinton (2006-07)	16	44-49	.898
3.	Jack McClinton (2008-09)	16	69-77	.896
4.	Brian Asbury (2006-07)	16	39-45	.867
5.	Robert Hite (2004-05)	16	43-50	.860
6.	Lance Hurdle (2007-08)	16	54-63	.857
	William Frisby (2004-05)	16	36-42	.857
8.	Durand Scott (2010-11)	16	54-64	.844
9.	Brian Asbury (2007-08)	16	37-45	.822
10.	Reggie Johnson (2009-10)	16	44-54	.815

## FREE THROWS MADE

##	Player (Season)	FTM
1.	Jack McClinton (2008-09)	69
2.	Guillermo Diaz (2004-05)	66
3.	Guillermo Diaz (2005-06)	60
4.	Jack McClinton (2007-08)	57
5.	Durand Scott (2010-11)	54
	Lance Hurdle (2007-08)	54
7.	Rion Brown (2013-14)	50
8.	Garrius Adams (2013-14)	48
9.	Reggie Johnson (2010-11)	46
	Dwayne Collins (2009-10)	46

## FREE THROWS ATTEMPTED

##	Player (Season)	FTA
1.	Guillermo Diaz (2004-05)	95
2.	Garrius Adams (2013-14)	80
3.	Jack McClinton (2008-09)	77
	Dwayne Collins (2008-09)	77
5.	Guillermo Diaz (2005-06)	76
	Dwayne Collins (2009-10)	76
7.	Reggie Johnson (2010-11)	72
	Rion Brown (2013-14)	71
9.	Durand Scott (2009-10)	68
10.	Dwayne Collins (2006-07)	65

## 3-POINT FG PCT (Min. 30 att)

##	Player (Season)	G	3FGM-A	Pct
1.	Jack McClinton (2008-09)	16	53-117	.445
2.	Kenny Kadji (2012-13)	18	32-73	.438
3.	Kenny Kadji (2011-12)	15	20-46	.435
4.	Robert Hite (2005-06)	16	47-111	.423
5.	Malcolm Grant (2010-11)	16	43-103	.417
6.	Lance Hurdle (2007-08)	16	16-39	.410
7.	Jack McClinton (2007-08)	16	51-125	.408
8.	Jack McClinton (2006-07)	16	46-115	.400
9.	Adrian Thomas (2008-09)	16	29-73	.397
10.	Trey McKinney Jones (2011-12)	16	19-48	.396

## 3-POINT FIELD GOALS MADE

##	Player (Season)	3FGM
1.	Jack McClinton (2008-09)	53
2.	Jack McClinton (2007-08)	51
3.	Robert Hite (2005-06)	47
4.	Jack McClinton (2006-07)	46
5.	Malcolm Grant (2010-11)	43
6.	Adrian Thomas (2010-11)	41
7.	Rion Brown (2013-14)	40
8.	Guillermo Diaz (2004-05)	39
9.	Guillermo Diaz (2005-06)	38
10.	Malcolm Grant (2011-12)	32
	Kenny Kadji (2012-13)	32
	Shane Larkin (2012-13)	32

## 3-PT FIELD GOALS ATTEMPTED

##	Player (Season)	3FGA
1.	Jack McClinton (2007-08)	125
2.	Jack McClinton (2008-09)	117
3.	Rion Brown (2013-14)	116
4.	Jack McClinton (2006-07)	115
5.	Robert Hite (2005-06)	111
6.	Guillermo Diaz (2005-06)	109
7.	Malcolm Grant (2011-12)	108
	Adrian Thomas (2010-11)	108
9.	Malcolm Grant (2010-11)	103
10.	Guillermo Diaz (2004-05)	100

## ASSISTS

##	Player (season)	Ast	Avg
1.	Shane Larkin	87	4.8
2.	Anthony Harris (2004-05)	74	4.6
3.	Anthony Harris (2005-06)	59	3.7
4.	Malcolm Grant (2009-10)	56	3.5
5.	Garrius Adams (2013-14)	55	3.1
6.	Anthony Harris (2006-07)	54	3.4
7.	Durand Scott (2010-11)	47	2.9
	Durand Scott (2012-13)	47	2.6
9.	Durand Scott (2011-12)	46	2.9
10.	Jack McClinton (2008-09)	45	2.8

## BLOCKED SHOTS

##	Player (season)	Blk	Avg
1.	Anthony King (2004-05)	46	2.9
2.	Julian Gamble (2012-13)	41	2.3
3.	Kenny Kadji (2011-12)	25	1.7
4.	Kenny Kadji (2012-13)	23	1.3
5.	Reggie Johnson (2010-11)	22	1.4
	Anthony King (2005-06)	22	1.4
7.	Anthony King (2007-08)	21	1.3
	Jimmy Graham (2008-09)	21	1.3
9.	Dwayne Collins (2009-10)	20	1.3
10.	Donnavan Kirk (2013-14)	17	0.9

## STEALS

##	Player (season)	Stl	Avg
1.	Guillermo Diaz (2004-05)	34	2.1
2.	Shane Larkin (2012-13)	32	1.8
3.	Durand Scott (2012-13)	28	1.6
4.	Robert Hite (2004-05)	25	1.6
5.	Brian Asbury (2006-07)	24	1.5
6.	Shane Larkin (2011-12)	23	1.4
	Gary Hamilton (2005-06)	23	1.4
	Guillermo Diaz (2005-06)	23	1.4
9.	Reggie Johnson (2010-11)	22	1.4
10.	Durand Scott (2011-12)	21	1.3
	Robert Hite (2005-06)	21	1.3

## MINUTES PLAYED

##	Player (season)	Min	Avg
1.	Shane Larkin (2012-13)	654	36.3
2.	Rion Brown (2013-14)	640	35.6
3.	Durand Scott (2012-13)	611	33.9
4.	Garrius Adams (2013-14)	600	33.3
5.	Guillermo Diaz (2005-06)	584	36.5
6.	Robert Hite (2005-06)	564	35.2
7.	Durand Scott (2010-11)	562	35.1
	Guillermo Diaz (2004-05)	562	35.1
9.	Jack McClinton (2008-09)	560	35.0
10.	Jack McClinton (2007-08)	552	34.5



# INDIVIDUAL RECORDS - CAREER - ACC GAMES ONLY

## SCORING (Min. 2 seasons)

##	Player (Seasons)	Pts	Avg
1.	Jack McClinton (2006-09)	888	18.7
2.	Durand Scott (2009-13)	798	12.1
3.	Guillermo Diaz (2004-06)	629	19.7
4.	Dwayne Collins (2006-10)	613	9.9
5.	Rion Brown (2010-14)	566	8.3
6.	Anthony Harris (2004-07)	560	11.7
7.	Robert Hite (2004-06)	524	16.4
8.	Reggie Johnson (2009-13)	521	8.5
9.	Malcolm Grant (2009-12)	512	10.7
10.	James Dews (2006-10)	495	7.9

## REBOUNDING

##	Player (Seasons)	Reb	Avg
1.	Dwayne Collins (2006-10)	427	6.9
2.	Reggie Johnson (2009-13)	417	6.8
3.	Anthony King (2004-08)	319	6.5
4.	Durand Scott (2009-13)	274	4.2
5.	Brian Asbury (2005-09)	259	4.0
6.	Jimmy Graham (2005-09)	253	4.5
7.	Julian Gamble (2008-13)	219	3.7
8.	Kenny Kadji (2011-13)	210	6.4
9.	Rion Brown (2010-14)	209	3.1
10.	Garrius Adams (2009-14)	179	3.3

## FIELD GOAL PCT (Min. 1.5 fgm/game)

##	Player (Seasons)	FGM-A	Pct
1.	Dwayne Collins (2006-10)	236-429	.550
2.	Kenny Kadji (2011-13)	177-342	.518
3.	Anthony King (2004-08)	131-255	.514
4.	Julian Gamble (2008-13)	107-208	.514
5.	Reggie Johnson (2009-13)	191-376	.508
6.	Raymond Hicks (2004-08)	90-190	.474
7.	Jimmy Graham (2005-09)	84-178	.472
8.	Durand Scott (2009-13)	293-656	.447
9.	Guillermo Diaz (2004-06)	213-491	.434
10.	Brian Asbury (2005-09)	168-395	.425

## FIELD GOALS MADE

##	Player (Seasons)	FGM
1.	Durand Scott (2009-13)	293
2.	Jack McClinton (2006-09)	289
3.	Dwayne Collins (2006-10)	236
4.	Guillermo Diaz (2004-06)	213
5.	Anthony Harris (2004-07)	207
6.	Rion Brown (2010-14)	194
7.	Reggie Johnson (2009-13)	191
8.	Robert Hite (2004-06)	185
9.	James Dews (2006-10)	181
10.	Kenny Kadji (2011-13)	177

## FREE THROW PCT (Min. 1 ftm/game)

##	Player (Seasons)	FTM-A	Pct
1.	Jack McClinton (2006-09)	170-188	.904
2.	William Frisby (2004-05)	36-42	.857
3.	James Dews (2006-10)	71-84	.845
4.	Robert Hite (2004-06)	81-98	.827
5.	Brian Asbury (2005-09)	112-139	.806
6.	Malcolm Grant (2009-12)	82-102	.804
7.	Lance Hurdle (2007-09)	77-98	.786
8.	Durand Scott (2009-13)	170-224	.759
9.	Shane Larkin (2011-13)	65-88	.739
10.	Guillermo Diaz (2004-06)	126-171	.737

## FREE THROWS MADE

##	Player (Seasons)	FTM
1.	Jack McClinton (2006-09)	170
	Durand Scott (2009-13)	170
3.	Dwayne Collins (2006-10)	141
4.	Guillermo Diaz (2004-06)	126
5.	Reggie Johnson (2009-13)	135
6.	Brian Asbury (2005-09)	112
7.	Rion Brown (2010-14)	87
8.	Anthony Harris (2004-07)	84
9.	Malcolm Grant (2009-12)	82
10.	Robert Hite (2004-06)	81

## FREE THROWS ATTEMPTED

##	Player (Season)	FTA
1.	Dwayne Collins (2006-10)	249
2.	Durand Scott (2009-13)	224
3.	Reggie Johnson (2009-13)	195
4.	Jack McClinton (2006-09)	188
5.	Guillermo Diaz (2004-06)	171
6.	Brian Asbury (2005-09)	139
7.	Rion Brown (2010-14)	121
	Kenny Kadji (2011-13)	121
9.	Anthony Harris (2004-07)	119
10.	Garrius Adams (2009-14)	118

## 3-POINT FG PCT (Min. 70 attempts)

##	Player (Seasons)	3FGM-A	Pct
1.	Kenny Kadji (2011-13)	52-119	.437
2.	Jack McClinton (2006-09)	150-357	.420
3.	Lance Hurdle (2007-09)	32-80	.400
4.	Adrian Thomas (2005-11)	99-258	.384
5.	Trey McKinney Jones (2011-13)	46-124	.371
6.	Robert Hite (2004-06)	73-198	.369
7.	Guillermo Diaz (2004-06)	77-209	.368
8.	Malcolm Grant (2009-12)	104-285	.365
9.	Rion Brown (2010-14)	91-271	.336
	Shane Larkin (2011-13)	43-128	.336

## 3-POINT FIELD GOALS MADE

##	Player (Seasons)	3FGM
1.	Jack McClinton (2006-09)	150
2.	Malcolm Grant (2009-p)	104
3.	Adrian Thomas (2005-11)	99
4.	Rion Brown (2010-14)	91
5.	Guillermo Diaz (2004-06)	77
6.	Robert Hite (2004-06)	73
7.	James Dews (2006-10)	62
	Anthony Harris (2004-07)	62
9.	Kenny Kadji (2011-13)	52
10.	Garrius Adams (2009-14)	50

## 3-PT FIELD GOALS ATTEMPTED

##	Player (Seasons)	3FGA
1.	Jack McClinton (2006-09)	357
2.	Malcolm Grant (2009-12)	285
3.	Rion Brown (2010-14)	271
4.	Adrian Thomas (2005-11)	258
5.	James Dews (2006-10)	218
6.	Guillermo Diaz (2004-06)	209
7.	Robert Hite (2004-06)	198
8.	Anthony Harris (2004-07)	187
9.	Garrius Adams (2009-14)	166
10.	Durand Scott (2009-13)	140

## ASSISTS

##	Player (seasons)	Ast	Avg
1.	Anthony Harris (2004-07)	187	3.9
2.	Durand Scott (2009-13)	178	2.7
3.	Malcolm Grant (2009-12)	132	2.8
4.	Shane Larkin (2011-13)	128	3.8
5.	Jack McClinton (2006-09)	111	2.3
6.	Garrius Adams (2009-14)	97	2.5
7.	James Dews (2006-10)	86	1.4
8.	Lance Hurdle (2007-09)	82	2.6
9.	Guillermo Diaz (2004-06)	75	2.3
10.	Rion Brown (2010-14)	65	1.0

## BLOCKED SHOTS

##	Player (seasons)	Blk	Avg
1.	Anthony King (2004-08)	90	1.8
2.	Julian Gamble (2008-13)	69	1.2
3.	Reggie Johnson (2009-13)	50	0.8
4.	Kenny Kadji (2011-13)	48	1.5
5.	Jimmy Graham (2005-09)	45	0.8
6.	Dwayne Collins (2006-10)	43	0.7
7.	Gary Hamilton (2004-06)	26	0.8
8.	Tonye Jekiri (2012-p)	22	0.6
9.	DeQuan Jones (2008-12)	19	0.4
10.	Cyrus McGowan (2008-10)	17	0.5

## STEALS

##	Player (seasons)	Stl	Avg
1.	Durand Scott (2009-13)	91	1.4
2.	Guillermo Diaz (2004-06)	57	1.8
3.	Shane Larkin (2011-13)	55	1.6
4.	Brian Asbury (2005-09)	53	0.8
5.	James Dews (2006-10)	48	0.8
6.	Robert Hite (2004-06)	46	1.4
7.	Garrius Adams (2009-14)	43	0.8
8.	Dwayne Collins (2006-10)	39	0.6
9.	Gary Hamilton (2004-06)	37	1.2
10.	Jack McClinton (2006-09)	36	0.8

## MINUTES PLAYED

##	Player (seasons)	Min	Avg
1.	Durand Scott (2009-13)	2,155	32.7
2.	Jack McClinton (2006-09)	1,624	33.8
3.	Rion Brown (2010-14)	1,586	23.3
4.	James Dews (2006-10)	1,579	25.1
5.	Dwayne Collins (2006-10)	1,571	25.1
6.	Garrius Adams (2009-14)	1,404	25.5
7.	Anthony Harris (2004-07)	1,403	29.2
8.	Malcolm Grant (2009-12)	1,381	28.8
9.	Reggie Johnson (2009-13)	1,361	22.3
10.	Anthony King (2004-08)	1,318	26.9



## TEAM RECORDS BY HALF, SINCE 2004-05

## POINTS

61	Nova Southeastern (1st)	11/16/09
60	Virginia (2nd)	03/01/08
60	Lafayette (1st)	11/25/06

## FIELD GOALS MADE

23	Ole Miss (1st)	11/30/10
22	Florida Southern (1st)	11/09/07
22	Lafayette (1st)	11/25/06
21	Stetson (2nd)	11/09/12
21	at Clemson (2nd)	02/12/05

## FIELD GOAL ATTEMPTS

46	Florida Southern (2nd)	11/15/08
45	at Duke (1st)	02/19/06
44	Florida Southern (2nd)	11/09/07

## FIELD GOAL PERCENTAGE

.739 (17-23)	at Florida State (1st)	02/13/13
.706 (12-17)	vs. FAU (2nd)	12/17/11
.700 (14-20)	Virginia Tech (1st)	01/31/10
.696 (16-23)	vs. Boston College (2nd)	03/15/13
.682 (15-22)	Wake Forest (2nd)	03/08/14
.682 (15-22)	at NC State (2nd)	03/01/14

## 3 PT FIELD GOALS MADE

12	Nova Southeastern (1st)	11/16/09
10	North Carolina (1st)	02/09/13
10	at Florida Gulf Coast(1st)	11/27/10
10	at Wake Forest (1st)	01/29/05
9	Boston College (1st)	03/03/12
9	South Carolina State (1st)	12/12/09
9	Boston College (1st)	02/21/09
9	Boston College (2nd)	01/21/06

## 3 PT FG ATTEMPTS

23	at Maryland (2nd)	01/31/09
20	at Florida Gulf Coast(1st)	11/27/10
20	at North Carolina (2nd)	03/02/10
20	at Georgia Tech (2nd)	03/04/09

## 3 PT FG PERCENTAGE (MADE 7)

.909 (10-11)	at Wake Forest (1st)	01/29/05
.778 (7-9)	North Florida (1st)	12/20/07
.778 (7-9)	Florida Southern (1st)	11/9/07
.727 (8-11)	Boston College (2nd)	02/05/13
.706 (12-17)	Nova Southeastern (1st)	11/16/09

## FREE THROWS MADE

23	NC State (2nd)	03/07/09
22	Alabama State (2nd)	11/28/07
21	Missouri State (2nd)	03/21/11
21	North Florida (2nd)	12/31/08
21	vs. NC State (2nd)	03/13/08

## FREE THROW ATTEMPTS

32	NC State (2nd)	03/07/09
29	Alabama State (2nd)	11/28/07
28	at Florida State (2nd)	02/10/14
27	Florida State (2nd)	02/26/12
25	FAU (2nd)	01/05/09

## FREE THROW PERCENTAGE (MIN. 10 MADE)

1.000 (16-16)	at Wake Forest (2nd)	02/09/11
1.000 (13-13)	Tennessee Tech (2nd)	12/23/04
1.000 (10-10)	Notre Dame (2nd)	02/19/14
1.000 (10-10)	Lafayette (2nd)	11/25/06
1.000 (10-10)	North Carolina (1st)	02/12/06
.955 (21-22)	vs. NC State (2nd)	03/13/08

## REBOUNDS

33	at Maryland (1st)	01/10/07
32	N.C. Central (2nd)	01/03/09
31	Wofford (1st)	11/20/04
31	Florida Southern (2nd)	11/15/08

## ASSISTS

17	Nova Southeastern (1st)	11/16/09
16	Lafayette (1st)	11/25/06
16	Alcorn State (1st)	11/14/06
15	Penn (2nd)	01/02/08
15	Florida Southern (1st)	11/09/07

## STEALS

10	at North Carolina (2nd)	01/22/05
9	vs. North Carolina (1st)	03/11/11
9	USC Upstate (1st)	11/28/09
9	Penn (1st)	01/02/08
8	vs. Arizona (2nd)	12/23/12
8	NC State (2nd)	01/22/12
8	North Carolina Central (2nd)	11/14/09
8	at North Carolina (1st)	03/02/10
8	Florida Southern (2nd)	11/09/07
8	Duke (1st)	02/20/08
8	FAU (2nd)	11/29/04
8	Oklahoma State (1st)	03/15/06
8	at Duke (1st)	02/19/06

## BLOCKED SHOTS

10	FAU (1st)	11/29/04
9	Charlotte (1st)	12/14/12
8	vs. VCU (2nd)	11/16/07
7	FIU (2nd)	12/12/08
7	South Carolina State (1st)	11/23/04

## TURNOVERS

16	Georgia Tech (2nd)	02/03/11
16	Clemson (1st)	12/21/08
14	at Georgia Tech (2nd)	03/06/11
14	at Maryland (1st)	01/26/10

## FOULS

24	vs. UCF (2nd)	12/18/10
18	Virginia (2nd)	03/01/08
18	at Clemson (2nd)	02/27/08
18	Virginia Tech (2nd)	01/23/07
18	at Maryland (2nd)	01/10/07

Listing does not include the following games:

Nov. 16, 2007 - Miami vs. VCU

Nov. 18, 2007 - Miami vs. Providence

## OPPONENT TEAM RECORDS BY HALF, SINCE 2004-05

### POINTS

64	at North Carolina (2nd)	01/31/07
59	Duke (2nd)	02/20/08
59	at Duke (1st)	02/19/06

### FIELD GOALS MADE

23	Clemson (2nd)	12/21/08
22	at North Carolina (2nd)	01/31/07
19	North Carolina (2nd)	01/23/08

### FIELD GOAL ATTEMPTS

42	FAU (1st)	11/29/04
41	North Carolina (1st)	01/23/08
40	vs. South Carolina (2nd)	11/22/09
39	at Florida State (2nd)	02/22/05

### FIELD GOAL PERCENTAGE

.810 (17-21)	Duke (1st)	01/14/07
.750 (15-20)	vs. UCF (2nd)	12/18/10
.750 (9-12)	at Northwestern (2nd)	11/28/06
.708 (17-24)	Binghamton (2nd)	12/20/06
.700 (14-20)	Boston College (2nd)	02/07/07
.696 (16-23)	at Maryland (2nd)	01/29/14
.696 (16-23)	Memphis (2nd)	12/06/11

### 3 PT FIELD GOALS MADE

10	Duke (2nd)	02/20/08
9	Duke (2nd)	02/17/10
9	at North Carolina (2nd)	01/17/09
9	vs. Texas (1st)	03/23/08
9	at Florida State (1st)	01/20/07
9	at Duke (1st)	02/19/06
9	NC State (1st)	02/08/06

### 3 PT FG ATTEMPTS

22	at Duke (2nd)	02/07/09
21	vs. Akron (2nd)	12/23/10
21	Stetson (2nd)	11/29/08
21	at Duke (2nd)	03/03/05
21	vs. Duke (1st)	03/10/06
20	at Massachusetts (1st)	12/01/12
20	Duke (2nd)	02/20/08

### 3 PT FG PERCENTAGE (MIN. 7 MADE)

.778 (7-9)	at Virginia Tech (1st)	01/13/10
.778 (7-9)	at Clemson (1st)	02/27/08
.778 (7-9)	at Louisville (2nd)	12/23/06
.700 (7-10)	at Wake Forest (1st)	02/23/13
.692 (9-13)	at Florida State (1st)	01/20/07

### FREE THROWS MADE

24	Virginia (2nd)	03/01/08
22	at Florida State (2nd)	03/08/08
22	Virginia Tech (2nd)	01/23/07
21	at Maryland (2nd)	01/10/07
20	vs. Florida State (2nd)	03/09/12
20	at Florida State (2nd)	02/18/09

### FREE THROW ATTEMPTS

37	vs. UCF (2nd)	12/18/10
29	Virginia Tech (2nd)	01/23/07
28	Virginia (2nd)	03/01/08
28	at Clemson (2nd)	02/27/08
27	at Wake Forest (2nd)	02/17/07
27	at Maryland (2nd)	01/10/07

### FREE THROW PERCENTAGE (MIN. 10 MADE)

1.000 (10-10)	Florida State (2nd)	01/15/14
1.000 (10-10)	at Duke (2nd)	01/02/11
1.000 (10-10)	North Carolina (1st)	01/23/08
.947 (18-19)	at Duke (1st)	02/19/06
.944 (17-18)	at NC State (2nd)	12/18/05
.933 (14-15)	vs. Indiana State (2nd)	12/25/12
.933 (14-15)	at Boston College (2nd)	01/16/07

### REBOUNDS

31	at North Carolina (1st)	03/02/10
31	Maryland (1st)	02/05/05
29	vs. Virginia Tech (2nd)	03/14/08
29	at North Carolina (2nd)	01/31/07
28	at Boston College (1st)	12/06/09

### ASSISTS

15	at Florida (1st)	03/20/09
14	at Boston College (1st)	01/15/08
14	at Louisville (2nd)	12/23/06
14	at North Carolina (1st)	01/31/07
14	at Boston College (2nd)	02/16/06
14	at Boston College (2nd)	02/16/06

### STEALS

11	Georgia Tech (2nd)	02/03/11
10	at Florida State (1st)	02/26/11
9	UNCG (2nd)	01/02/12
9	at Georgia Tech (2nd)	03/06/11
9	vs. Virginia Tech (1st)	03/12/10

### BLOCKED SHOTS

7	vs. FAU (2nd)	12/19/09
7	at Georgia Tech (1st)	03/04/09
7	at Mississippi State (1st)	12/13/07
7	at Massachusetts (2nd)	01/02/07
7	at NC State (1st)	12/18/05
6	vs. Florida State (1st)	03/09/12
6	Maryland (1st)	01/14/09
6	Virginia (1st)	02/21/07
6	at Maryland (1st)	01/10/07

### TURNOVERS

15	Nova Southeastern (1st)	11/16/09
15	at Georgia Tech (1st)	02/17/08
14	vs. North Carolina (1st)	03/11/11
14	USC Upstate (1st)	11/28/09
14	North Carolina Central (1st)	11/14/09
14	Duke (1st)	02/20/08
14	Penn (1st)	01/02/08

### FOULS

21	NC State (2nd)	03/07/09
19	Florida State (2nd)	02/26/12
19	FAU (2nd)	01/05/09

Listing does not include the following games:

Nov. 16, 2007 - Miami vs. VCU

Nov. 18, 2007 - Miami vs. Providence



## TEAM LOWS BY HALF, SINCE 2004-05

## POINTS

15	at Virginia Tech (1st)	02/15/14
16	vs. Marquette (1st)	03/28/13
16	at Florida State (1st)	02/26/11
17	at Virginia (1st)	01/07/12
18	Pittsburgh (2nd)	02/05/14
18	at Clemson (1st)	02/17/13
18	Florida Gulf Coast(2nd)	11/22/11

## FIELD GOALS MADE

4	at Virginia (2nd)	02/26/14
4	Florida Gulf Coast (2nd)	11/22/11
5	at Virginia Tech (1st)	02/15/14
5	at Florida State (1st)	02/26/11
5	at Virginia (1st)	01/16/10

## FIELD GOAL ATTEMPTS

15	Jacksonville (1st)	11/16/12
16	at Maryland (1st)	01/26/10
17	vs. FAU (2nd)	12/17/11
18	Virginia Tech (2nd)	01/31/10
18	at Florida State (1st)	02/06/10

## FIELD GOAL PERCENTAGE

.167 (4-24)	Florida Gulf Coast(2nd)	11/22/11
.172 (5-29)	at Florida State (1st)	02/26/11
.185 (5-27)	at Virginia Tech (1st)	02/15/14
.190 (4-21)	at Virginia (2nd)	02/26/14
.206 (7-34)	Maryland (1st)	02/05/05
.207 (6-29)	vs. Marquette (1st)	03/28/13
.214 (6-28)	vs. Louisville (2nd)	12/31/05

## 3 PT FIELD GOALS MADE

0	Numerous times	
	Last at Virginia (2nd)	02/26/14

## 3 PT FG ATTEMPTS

1	at Florida State (1st)	02/13/13
2	at Maryland (2nd)	02/21/12
2	at FIU (2nd)	12/08/07
3	Wake Forest (2nd)	03/08/14
3	at Clemson (1st)	03/04/14
3	Virginia (2nd)	02/19/13
3	Morgan State (2nd)	11/24/07
3	vs. NC State (2nd)	03/13/08
3	vs. Maryland (2nd)	03/08/07

## 3 PT FG PERCENTAGE (MIN. 6 ATTEMPTS)

.000 (0-7)	at Virginia (1st)	02/26/14
.000 (0-10)	at Rutgers (2nd)	11/21/10
.000 (0-9)	Minnesota (1st)	03/19/12
.000 (0-9)	North Carolina A&T (2nd)	11/22/05
.000 (0-7)	vs. Indiana State (2nd)	12/25/12
.000 (0-6)	vs. Indiana State (1st)	12/25/12
.000 (0-6)	at NC State (1st)	01/27/09
.000 (0-6)	at Duke (1st)	02/19/06

## FREE THROWS MADE

0	Numerous times	
	Last at Clemson (1st)	03/04/14

## FREE THROW ATTEMPTS

0	at Syracuse (1st)	01/04/14
0	North Carolina (1st)	02/09/13
0	at Georgia Tech (1st)	01/24/12
0	Wake Forest (1st)	02/18/12
0	Missouri State (1st)	03/21/11
0	Virginia (1st)	02/23/10
0	NC State (1st)	02/27/10
0	at Maryland (1st)	01/31/09
0	North Carolina (1st)	02/15/09
0	Boston College (2nd)	02/07/07
0	at Wake Forest (1st)	02/17/07
0	Duke (1st)	01/19/05
0	at Michigan (1st)	03/22/06

## FREE THROW PERCENTAGE (MIN. 10 ATTEMPTS)

.273 (3-11)	Florida Gulf Coast(2nd)	11/25/09
.273 (3-11)	Clemson (1st)	12/21/08
.333 (4-12)	vs. South Carolina (1st)	11/22/09
.333 (1-3)	Boston College (2nd)	01/21/06
.400 (6-15)	at Clemson (2nd)	02/13/10
.400 (4-10)	Duke (2nd)	01/14/07
.417 (5-12)	FIU (2nd)	12/12/08
.417 (5-12)	Florida Southern (2nd)	11/09/07

## REBOUNDS

6	vs. FAU (2nd)	12/17/11
8	vs. Arizona (1st)	12/23/12
8	at Florida State (1st)	02/06/10
8	Duke (2nd)	01/14/07
8	Duke (1st)	01/14/07

## ASSISTS

1	at Virginia (2nd)	02/26/14
1	vs. Arizona (2nd)	12/23/12
1	at Wake Forest (2nd)	02/23/13
1	at Virginia (1st)	01/07/12
1	NC State (1st)	01/22/12
1	at Georgia Tech (1st)	03/08/12
1	Minnesota (1st)	03/19/12
1	at Memphis (1st)	11/15/10
1	West Virginia (1st)	12/04/10
1	vs. Oral Roberts (1st)	12/21/10
1	at Alabama (1st)	03/23/11
1	at Maryland (2nd)	01/26/10
1	at NC State (1st)	01/19/08
1	at Virginia Tech (1st)	02/09/08
1	vs. Maryland (2nd)	03/08/07
1	at Georgia Tech (1st)	01/06/05

## STEALS

0	Numerous times.	
	Last vs. Syracuse (2nd)	01/25/14

## BLOCKED SHOTS

0	Numerous times.	
	Last at Clemson (2nd)	03/04/14

## TURNOVERS

0	at Virginia Tech (1st)	02/15/14
1	Florida State (2nd)	01/15/14
1	Boston College (1st)	02/22/14
1	at Boston College (2nd)	01/16/13
1	at NC State (2nd)	02/02/13
1	Rutgers (2nd)	11/15/11
1	at Virginia (2nd)	01/16/10
1	Boston College (2nd)	03/05/08

## FOULS

1	Virginia Tech (1st)	02/09/12
2	vs. Illinois (1st)	03/24/13
2	at Florida State (1st)	02/11/12
2	at Georgia Tech (1st)	03/08/12
2	Valparaiso (1st)	03/14/12
2	Tennessee Tech (1st)	12/23/04

Listing does not include the following games:

Nov. 16, 2007 - Miami vs. VCU

Nov. 18, 2007 - Miami vs. Providence



# OPPONENT TEAM LOWS BY HALF, SINCE 2004-05

## POINTS

14	Maryland (1st)	01/13/13
15	vs. San Diego (2nd)	11/24/08
15	Wofford (2nd)	12/10/05
16	at Clemson (1st)	02/17/13
16	at Georgia Tech (2nd)	03/08/12

## FIELD GOALS MADE

4	North Florida (2nd)	12/31/08
5	at Georgia Tech (1st)	01/18/14
5	Florida State (1st)	01/19/11
5	vs. NC State (1st)	03/13/08
5	Birmingham-Southern (1st)	12/03/05

## FIELD GOAL ATTEMPTS

12	at Northwestern (2nd)	11/28/06
16	at Virginia Tech (2nd)	02/24/07
17	at Virginia (2nd)	02/26/14
17	at Boston College (2nd)	01/29/12
17	at Wake Forest (2nd)	02/09/11
17	at Virginia Tech (2nd)	02/19/05
17	North Carolina A&T (2nd)	11/22/05

## FIELD GOAL PERCENTAGE

.161 (5-31)	Birmingham-So. (1st)	12/03/05
.190 (4-21)	North Florida (2nd)	12/31/08
.192 (5-26)	Florida State (1st)	01/19/11
.194 (6-31)	at Duke (1st)	02/07/09
.200 (6-30)	N.C. Central (2nd)	01/03/09
.207 (6-29)	at Maryland (1st)	01/10/07

## 3 PT FIELD GOALS MADE

0	Numerous times.	
	Last Clemson (2nd)	03/09/13

## 3 PT FG ATTEMPTS

1	vs. Marquette (2nd)	03/28/13
2	at Wake Forest (2nd)	02/23/13
2	at Virginia Tech (2nd)	02/24/07
3	at Florida Gulf Coast (2nd)	11/13/12
3	at NC State (2nd)	02/02/13
3	at Georgia Tech (2nd)	01/24/12
3	vs. Virginia (2nd)	03/10/11
3	NC State (2nd)	02/27/10
3	North Florida (2nd)	12/31/08
3	at FIU (1st)	12/07/04
3	Florida State (2nd)	03/05/06

## 3 PT FG PERCENTAGE (MIN. 10 ATT.)

.000 (0-10)	Florida State (2nd)	01/27/13
.000 (0-10)	N.C. Central (2nd)	11/19/10
.000 (0-10)	at Kentucky (2nd)	12/06/08
.000 (0-10)	N.C. Central (2nd)	01/03/09
.071 (1-14)	Georgia Tech (1st)	02/03/11

## FREE THROWS MADE

0	Numerous times	
	Last at Virginia Tech (1st)	02/15/14

## FREE THROW ATTEMPTS

0	at Florida State (1st)	02/10/14
0	Virginia Tech (1st)	12/08/13
0	North Carolina (1st)	02/09/13
0	vs. Illinois (1st)	03/24/13
0	McNeese State (2nd)	11/24/10
0	at NC State (2nd)	01/27/09
0	at Mississippi State (1st)	12/13/07
0	vs. Texas (1st)	03/23/08
0	FIU (1st) 11/11/06	
0	Stetson (1st)	12/18/04
0	Appalachian State (1st)	12/30/04
0	Stetson (1st)	12/27/05

## FREE THROW PERCENTAGE (MIN. 10 ATT.)

.167 (2-12)	Florida State (2nd)	01/19/11
.364 (4-11)	at Clemson (2nd)	02/17/13
.364 (4-11)	Virginia (2nd)	02/05/11
.400 (6-15)	North Carolina A&T (2nd)	12/23/07
.400 (6-15)	at Clemson (2nd)	02/28/07
.400 (4-10)	Georgia Tech (1st)	02/10/10
.400 (4-10)	Maryland (1st)	02/05/05
.400 (6-15)	Morgan State (2nd)	11/19/05

## REBOUNDS

7	Wake Forest (2nd)	03/08/14
7	Clemson (2nd)	03/09/13
7	at Florida State (1st)	02/13/13
8	Virginia (2nd)	02/05/11
8	at Wake Forest (2nd)	02/09/11
8	Minnesota (1st)	12/02/09
8	North Florida (1st)	12/31/08
8	at Virginia Tech (2nd)	02/09/08

## ASSISTS

1	NC State (2nd)	02/08/14
1	Florida State (2nd)	01/27/13
1	Maryland (1st)	01/13/13
1	at Clemson (1st)	02/17/13
1	FAU (1st)	03/16/11
1	North Florida (2nd)	12/31/08
1	at Florida State (2nd)	03/08/08
1	North Florida (1st)	12/20/07
1	Birmingham-Southern (1st)	12/03/05

## STEALS

0	Numerous times.	
	Last at Clemson (2nd)	03/04/14

## BLOCKED SHOTS

0	Numerous times.	
	Last at NC State (2nd)	03/01/14

## TURNOVERS

0	Syracuse (2nd)	01/25/14
1	at Duke (2nd)	02/05/12
1	Boston College (2nd)	01/19/10
1	Ohio State (2nd)	12/02/08
1	N.C. Central (2nd)	01/03/09
1	at Florida State (2nd)	02/18/09
1	at Temple (1st)	11/27/05

## FOULS

2	at Clemson (1st)	03/04/14
2	at North Carolina (1st)	01/10/13
2	at Georgia Tech (1st)	01/24/12
2	Missouri State (1st)	03/21/11
2	at Creighton (1st)	03/20/06
3	at Clemson (1st)	02/17/13
3	vs. Marquette (1st)	03/28/13
3	Rutgers (1st)	11/15/11
3	at North Carolina (1st)	01/10/12
3	North Carolina (1st)	02/15/09
3	Boston College (1st)	02/21/09
3	at Virginia (1st)	02/26/09



# INDIVIDUAL RECORDS BY HALF, SINCE 2004-05

## POINTS SCORED

32	Jack McClinton vs. Saint Mary's (2nd)	03/21/08
28	Robert Hite vs. FAU (2nd)	11/29/04
26	Jack McClinton vs. Virginia (2nd)	03/01/08
24	Guillermo Diaz at North Carolina (2nd)	01/22/05
23	Kenny Kadji vs. UNCG (1st)	01/02/12
23	Jack McClinton vs. North Carolina (2nd)	02/15/09
23	Jack McClinton vs. Winthrop (2nd)	12/29/07
23	Jack McClinton vs. VCU (2nd)	11/16/07

## FIELD GOALS MADE

11	Robert Hite vs. FAU (2nd)	11/29/04
9	Jack McClinton vs. Saint Mary's (2nd)	03/21/08
9	Guillermo Diaz at North Carolina (2nd)	01/22/05
8	Jack McClinton vs. North Carolina (2nd)	02/15/09
8	Jack McClinton vs. Virginia (2nd)	03/01/08
8	Jack McClinton at NC State (2nd)	01/19/08
8	Anthony Harris at Massachusetts (2nd)	01/02/07

## FIELD GOAL ATT.

18	Jack McClinton at Boston College (2nd)	01/15/08
15	Jack McClinton at Clemson (2nd)	02/27/08
14	Guillermo Diaz vs. Duke (2nd)	01/19/05
14	Robert Hite vs. FAU (2nd)	11/29/04
13	Jack McClinton at Providence College (2nd)	03/18/09
13	Jack McClinton vs. North Carolina (2nd)	02/15/09
13	Jack McClinton vs. Saint Mary's (2nd)	03/21/08
13	Guillermo Diaz at North Carolina (2nd)	01/22/05

## FG PCT, MIN 7 MADE

1.000 (7-7)	Reggie Johnson at Duke (2nd)	01/21/11
.875 (7-8)	Dwayne Collins at Boston College (2nd)	01/16/07
.875 (7-8)	Brian Asbury vs. Alcorn State (1st)	11/14/06
.875 (7-8)	Anthony King vs. FIU (1st)	11/11/06
.800 (8-10)	Jack McClinton at NC State (2nd)	01/19/08
.800 (8-10)	Anthony Harris at Massachusetts (2nd)	01/02/07

## 3-POINT FG MADE

5	Malcolm Grant vs. Rice (2nd)	12/22/10
5	Malcolm Grant at Florida Gulf Coast(1st)	11/27/10
5	Jack McClinton vs. North Carolina (2nd)	02/15/09
5	Jack McClinton vs. Virginia (2nd)	03/01/08
5	Jack McClinton at Georgia Tech (2nd)	02/17/08
5	Jack McClinton vs. VCU (2nd)	11/16/07
5	Jack McClinton at Wake Forest (2nd)	02/17/07
5	Robert Hite at FIU (2nd)	12/07/04
5	Robert Hite vs. Wake Forest (2nd)	01/31/06

## 3-POINT FG ATT.

9	Jack McClinton at Georgia Tech (2nd)	02/17/08
9	Jack McClinton at Wake Forest (2nd)	02/17/07
8	Rion Brown vs. NC State (2nd)	02/08/14
8	Jack McClinton at Providence College (2nd)	03/18/09
7	Rion Brown at Virginia Tech (2nd)	02/15/14
7	Rion Brown vs. Florida State (2nd)	01/15/14
7	Malcolm Grant at Ole Miss (2nd)	11/25/11
7	Malcolm Grant vs. Maryland (1st)	02/01/12
7	Malcolm Grant at Florida State (2nd)	02/26/11
7	Malcolm Grant at Florida Gulf Coast(1st)	11/27/10
7	Adrian Thomas at North Carolina (2nd)	03/02/10
7	James Dews at Virginia Tech (2nd)	01/13/10
7	James Dews at Georgia Tech (2nd)	03/04/09
7	Jack McClinton vs. Virginia Tech (2nd)	01/25/09
7	Jack McClinton vs. Virginia Tech (2nd)	03/14/08
7	Jack McClinton vs. Virginia (2nd)	03/01/08
7	Jack McClinton at Clemson (2nd)	02/27/08
7	Jack McClinton vs. Clemson (2nd)	01/27/08
7	Jack McClinton at Boston College (2nd)	01/15/08
7	Jack McClinton at Mississippi State (2nd)	12/13/07
7	James Dews vs. Providence (2nd)	11/18/07
7	Jack McClinton vs. VCU (2nd)	11/16/07
7	Robert Hite vs. Norfolk State (2nd)	01/02/05
7	Robert Hite vs. FAU (1st)	11/29/04
7	Robert Hite vs. Wake Forest (2nd)	01/31/06
7	Denis Clemente at Temple (2nd)	11/27/05
7	Guillermo Diaz vs. North Carolina A&T (1st)	11/22/05

## 3-PT FG PCT MIN 4 MADE

1.000 (4-4)	Rion Brown vs. Boston College (2nd)	02/05/13
1.000 (4-4)	Shane Larkin at Purdue (2nd)	11/29/11
1.000 (4-4)	James Dews vs. Boston College (1st)	02/21/09
1.000 (4-4)	Jack McClinton vs. Ohio State (1st)	12/02/08
1.000 (4-4)	Guillermo Diaz at Wake Forest (1st)	01/29/05
1.000 (4-4)	Robert Hite vs. North Carolina A&T (1st)	11/22/05

## FREE THROWS MADE

14	Jack McClinton vs. NC State (2nd)	03/07/09
11	Jack McClinton vs. Saint Mary's (2nd)	03/21/08
10	Durand Scott vs. FAU (2nd)	03/16/11
10	Dwayne Collins vs. FAU (2nd)	01/05/09
10	Lance Hurdle vs. Boston College (2nd)	03/05/08
10	Anthony King vs. Duke (2nd)	03/10/06

## FREE THROW ATT.

14	Jack McClinton vs. NC State (2nd)	03/07/09
12	Kenny Kadji vs. UNCG (1st)	01/02/12
12	Dwayne Collins vs. FAU (2nd)	01/05/09
12	Anthony King vs. Duke (2nd)	03/10/06
11	Jack McClinton vs. Saint Mary's (2nd)	03/21/08
11	Jack McClinton vs. Winthrop (2nd)	12/29/07
11	Robert Hite at North Carolina (2nd)	01/14/06

## FT PCT, MIN 8 MADE

1.000 (14-14)	Jack McClinton vs. NC State (2nd)	03/07/09
1.000 (11-11)	Jack McClinton vs. Saint Mary's (2nd)	03/21/08
1.000 (10-10)	Durand Scott vs. FAU (2nd)	03/16/11
1.000 (10-10)	Lance Hurdle vs. Boston College (2nd)	03/05/08
1.000 (9-9)	Rion Brown at Maryland (2nd)	01/29/14
1.000 (9-9)	Durand Scott vs. Ole Miss (2nd)	11/30/10
1.000 (8-8)	Garrius Adams vs. Wake Forest (2nd)	03/08/14
1.000 (8-8)	Shane Larkin vs. North Carolina (2nd)	03/17/13
1.000 (8-8)	Shane Larkin vs. NC State (2nd)	03/16/13
1.000 (8-8)	Durand Scott vs. La Salle (2nd)	01/02/13
1.000 (8-8)	Reggie Johnson at Wake Forest (2nd)	02/09/11
1.000 (8-8)	James Dews vs. NC State (2nd)	3/13/08
1.000 (8-8)	Raymond Hicks vs. Virginia Tech (2nd)	1/23/07
1.000 (8-8)	Anthony Harris at Maryland (2nd)	1/10/07
1.000 (8-8)	Jack McClinton vs. Georgia Tech (2nd)	12/3/06
1.000 (8-8)	Brian Asbury vs. Binghamton (1st)	12/20/06

## REBOUNDS

15	Anthony King vs. VCU (2nd)	11/16/07
12	Reggie Johnson vs. FAU (2nd)	03/16/11
12	Dwayne Collins vs. Virginia (2nd)	02/21/07
10	Reggie Johnson vs. Maryland (1st)	03/02/11
10	Reggie Johnson vs. N.C. Central (1st)	11/19/10
10	Dwayne Collins vs. South Carolina (2nd)	11/22/09
10	Cyrus McGowan vs. Ohio State (1st)	12/02/08
10	Anthony King vs. Wofford (2nd)	11/20/04
10	Gary Hamilton vs. Wofford (1st)	11/20/04

## ASSISTS

8	Anthony Harris vs. Alcorn State (1st)	11/14/06
8	Anthony Harris vs. FAU (2nd)	11/29/04
7	Malcolm Grant vs. McNeese State (1st)	11/24/10
7	Durand Scott vs. Nova Southeastern (1st)	11/16/09
7	Anthony Harris at Wake Forest (1st)	01/29/05

## STEALS

4	Shane Larkin at NC State (1st)	02/02/13
4	Shane Larkin at North Carolina (2nd)	01/10/12
4	Shane Larkin at Ole Miss (1st)	11/25/11
4	Brian Asbury vs. Boston College (2nd)	02/21/09
4	Eddie Rios vs. Florida Southern (2nd)	11/09/07
4	Brian Asbury at Boston College (2nd)	01/16/07
4	Jack McClinton vs. Alcorn State (1st)	11/14/06
4	Robert Hite vs. Tennessee Tech (1st)	12/23/04
4	Gary Hamilton vs. Wake Forest (2nd)	01/31/06
4	Jimmy Graham vs. Wofford (1st)	12/10/05

## BLOCKED SHOTS

8	Anthony King vs. FAU (1st)	11/29/04
5	Reggie Johnson at Massachusetts (1st)	12/01/12
5	Cyrus McGowan vs. UNC Wilmington (1st)	11/20/09
5	Anthony King vs. FAU (2nd)	11/29/04
4	Donnavan Kirk vs. Florida State (1st)	01/15/14
4	Julian Gamble vs. Virginia (1st)	02/19/13
4	Kenny Kadji vs. Memphis (1st)	12/06/11
4	Julian Gamble at North Carolina (1st)	03/02/10
4	Anthony King vs. Marist (2nd)	11/15/07
4	Anthony King vs. Maryland (1st)	02/23/08

# OPPONENT INDIVIDUAL RECORDS BY HALF, SINCE 2004-05

## POINTS

31	Sean Singletary vs. Virginia (2nd)	03/01/08
27	Tyler Hansbrough vs. North Carolina (2nd)	1/23/08
27	Eric Maynor vs. VCU (2nd)	11/16/07
24	Trevis Simpson vs. UNCG (1st)	01/02/12
23	Wayne Ellington at North Carolina (2nd)	01/17/09

## FIELD GOALS MADE

10	Eric Maynor vs. VCU (2nd)	11/16/07
9	Adam Pegg vs. Stetson (2nd),	11/09/12
8	Wayne Ellington at North Carolina (2nd)	01/17/09
8	Sean Singletary vs. Virginia (2nd)	03/01/08
8	Tyler Hansbrough vs. North Carolina (2nd)	1/23/08
8	Weyinmi Efejuke vs. Providence (2nd)	11/18/07
8	Al Thornton vs. Florida State (2nd)	03/03/07
8	Eric Williams at Wake Forest (2nd)	01/29/05
8	Sean Singletary at Virginia (2nd)	01/24/06

## FIELD GOAL ATT.

20	Eric Maynor vs. VCU (2nd)	11/16/07
16	Sean Singletary vs. Virginia (2nd)	03/01/08
16	Dwain Williams vs. Providence (2nd)	11/18/07
15	Will Barton vs. Memphis (1st)	12/06/11
15	Weyinmi Efejuke vs. Providence (2nd)	11/18/07

## FG PCT, MIN 7 MADE

1.000 (7-7)	Dez Wells at Maryland (2nd)	01/29/14
1.000 (7-7)	Adam Leonard vs. Missouri State (2nd)	3/21/11
.889 (8-9)	Eric Williams at Wake Forest (2nd)	01/29/05
.875 (7-8)	Bernard James at Florida State (2nd)	02/11/12
.875 (7-8)	Rodney Williams vs. Minnesota (1st)	03/19/12
.875 (7-8)	Jeff Teague at Wake Forest (2nd)	01/29/08
.818 (9-11)	Adam Pegg vs. Stetson (2nd)	11/09/12

## 3-POINT FG MADE

7	Wayne Ellington at North Carolina (2nd)	01/17/09
6	Adam Leonard vs. Missouri State (2nd)	03/21/11
6	Lewis Clinch at Georgia Tech (1st)	03/04/09
5	Travis Fulton vs. Pacific (2nd)	03/22/13
5	Ryan Kelly at Duke (1st)	03/02/13
5	C.J. Harris at Wake Forest (1st)	02/23/13
5	Trevis Simpson vs. UNCG (1st)	01/02/12
5	Joe Trapani vs. Boston College (1st)	01/19/10
5	Ty Lawson vs. North Carolina (2nd)	02/15/09
5	Justin Gray vs. Wake Forest (1st)	01/31/06

## 3-POINT FG ATT.

10	Terrell Stoglin vs. Maryland (2nd)	02/01/12
10	Wayne Ellington at North Carolina (2nd)	01/17/09
10	Patrick Mills vs. Saint Mary's (2nd)	03/21/08
9	Joe Trapani vs. Boston College (1st)	01/19/10
9	Lewis Clinch at Georgia Tech (1st)	03/04/09

## 3-PT FG PCT, MIN 5 MADE

1.000 (6-6)	Adam Leonard vs. Missouri State (2nd)	03/21/11
1.000 (5-5)	C.J. Harris at Wake Forest (1st)	02/23/13
.833 (5-6)	Travis Fulton vs. Pacific (2nd),	03/22/13
.833 (5-6)	Justin Gray vs. Wake Forest (1st)	01/31/06
.714 (5-7)	Ryan Kelly at Duke (1st)	03/02/13
.714 (5-7)	Ty Lawson vs. North Carolina (2nd)	2/15/09

## FREE THROWS MADE

13	Sean Singletary vs. Virginia (2nd)	03/01/08
11	Toney Douglas at Florida State (2nd)	02/18/09
11	Tyler Hansbrough vs. North Carolina (2nd)	1/23/08
11	Zabian Dowdell vs. Virginia Tech (2nd)	01/23/07
10	Arsalan Kazemi vs. RICE (2nd)	12/22/10
10	Malcolm Delaney at Virginia Tech (2nd)	01/13/10
10	Malcolm Delaney vs. Virginia Tech (2nd)	03/12/09

## FREE THROW ATT.

14	Sean Singletary vs. Virginia (2nd)	03/01/08
14	Zabian Dowdell vs. Virginia Tech (2nd)	01/23/07
12	Arsalan Kazemi vs. RICE (2nd)	12/22/10
12	Malcolm Delaney at Virginia Tech (2nd)	01/13/10
12	Toney Douglas at Florida State (2nd)	02/18/09
12	Tyler Hansbrough vs. North Carolina (2nd)	1/23/08

## FT PCT, MIN 8 MADE

1.000 (8-8)	C.J. Harris at Wake Forest (2nd)	02/09/11
1.000 (8-8)	Luke Loucks vs. Florida State (2nd)	3/09/12
1.000 (8-8)	Tyler Hansbrough at North Carolina (1st)	1/17/09
1.000 (8-8)	Tyrese Rice vs. Boston College (2nd)	2/07/07
1.000 (8-8)	Tyler Hansbrough at North Carolina (1st)	01/14/06

## REBOUNDS

13	Gani Lawal vs. Georgia Tech (2nd)	02/10/10
11	Nnanna Egwu vs. Illinois (2nd)	03/24/13
11	Geoff McDermott vs. Providence (2nd)	11/18/07
10	John Henson vs. North Carolina (1st)	03/11/11
10	Corey Raji vs. Boston College (2nd)	02/21/09
10	Trevor Booker vs. Clemson (2nd)	12/21/08
10	Deron Washington vs. Virginia Tech (2nd)	3/14/08
10	David McClure vs. Duke (2nd)	01/14/07
10	Yassin Idbihi vs. Buffalo (2nd)	11/18/06
10	Akin Akingbala vs. Clemson (2nd)	03/09/06

## ASSISTS

8	Kendall Marshall vs. North Carolina (2nd)	3/11/11
8	Tyrese Rice at Boston College (1st)	01/16/07
7	Alex Tucker vs. FAU (1st)	01/05/09
7	Tyrese Rice vs. Boston College (2nd)	03/05/08
7	Ty Lawson vs. North Carolina (2nd)	01/23/08

## STEALS

5	Jeremy Chappell vs. Robert Morris (2nd)	12/14/08
4	Madison Jones at Wake Forest (2nd)	02/23/13
4	David Williams vs. UNCG (2nd)	01/02/12
4	Mike Coburn at Rutgers (1st)	11/21/10
4	Al Nolen vs. Minnesota (1st)	12/02/09
4	Tony Bethel vs. NC State (1st)	02/08/06

## BLOCKED SHOTS

6	Jarvis Varnado at Mississippi State (1st)	12/13/07
6	Stephane Lasme at Massachusetts (2nd)	01/02/07
6	Cedric Simmons at NC State (1st)	12/18/05
4	Daniel Miller at Georgia Tech (1st)	02/08/06
4	John Henson vs. North Carolina (2nd)	03/11/11
4	John Henson vs. North Carolina (1st)	01/26/11
4	Al-Farouq Aminu at Wake Forest (2nd)	02/02/10
4	Brett Royster vs. FAU (2nd)	12/19/09
4	Alade Aminu at Georgia Tech (1st)	03/04/09
4	Landon Milbourne vs. Maryland (1st)	01/14/09
4	Hasheem Thabeet vs. UConn (1st)	11/23/08
4	Jarvis Varnado at Mississippi State (2nd)	12/13/07
4	Joakim Noah vs. Florida (2nd)	12/22/05



## TEAM RECORDS - NCAA TOURNAMENT

### POINTS SCORED

80	vs. Missouri	3/14/02
78	vs. Pacific	3/22/13
78	vs. St. Mary's	3/21/08
75	vs. Lafayette	3/12/99
75	vs. Arkansas	3/17/00
75	vs. Ohio State	3/19/00

### FIELD GOALS MADE

28	vs. St. Mary's	3/21/08
27	vs. Lafayette	3/12/99
26	vs. Ohio State	3/19/00
25	vs. Purdue	3/14/99
24	vs. Pacific	3/22/13

### FIELD GOAL ATTEMPTS

76	vs. Purdue	3/14/99
68	vs. Missouri	3/14/02
63	vs. Marquette	3/28/13
63	vs. St. Mary's	3/21/08
61	vs. UCLA	3/13/98

### FIELD GOAL PERCENTAGE

.510 (26-51)	vs. Ohio State	3/19/00
.482 (27-56)	vs. Lafayette	3/12/99
.469 (23-49)	vs. Arkansas	3/17/00
.462 (24-52)	vs. Pacific	3/22/13
.444 (28-63)	vs. St. Mary's	3/21/08

### 3-POINT FIELD GOALS MADE

12	vs. Pacific	3/22/13
10	vs. Lafayette	3/12/99
10	vs. Tulsa	3/24/00
9	vs. Illinois	3/24/13
9	vs. Texas	3/23/08

### 3-POINT FIELD GOALS ATTEMPTED

26	vs. Marquette	3/28/13
25	vs. Illinois	3/24/13
23	vs. Missouri	3/14/02
22	vs. Pacific	3/22/13
22	vs. Texas	3/23/08

### 3-POINT FIELD GOAL PERCENTAGE

.625 (10-16)	vs. Lafayette	3/12/99
.588 (10-17)	vs. Tulsa	3/24/00
.583 (7-12)	vs. Arkansas	3/17/00
.545 (12-22)	vs. Pacific	3/22/13
.429 (6-14)	vs. Ohio State	3/19/00

### FREE-THROWS MADE

28	vs. Missouri	3/14/02
22	vs. Arkansas	3/17/00
19	vs. Texas	3/23/08
18	vs. Pacific	3/22/13
17	vs. Ohio State	3/19/00
17	vs. St. Mary's	3/21/08

### FREE-THROWS ATTEMPTED

35	vs. Missouri	3/14/02
32	vs. Arkansas	3/17/00
22	vs. Texas	3/23/08
21	vs. Pacific	3/22/13
21	vs. St. Mary's	3/21/08
21	vs. Tulsa	3/24/00

### FREE-THROW PERCENTAGE

.895 (17-19)	vs. Ohio State	3/19/00
.864 (19-22)	vs. Texas	3/23/08
.857 (18-21)	vs. Pacific	3/22/13
.810 (17-21)	vs. St. Mary's	3/21/08
.800 (12-15)	vs. Purdue	3/14/99
.800 (28-35)	vs. Missouri	3/14/02

### REBOUNDS

47	vs. Lafayette	3/12/99
47	vs. St. Mary's	3/21/08
45	vs. Purdue	3/14/99
44	vs. UCLA	3/13/98
41	vs. Pacific	3/22/13
41	vs. Ohio State	3/19/00

### ASSISTS

20	vs. Lafayette	3/12/99
19	vs. Ohio State	3/19/00
17	vs. Arkansas	3/17/00
14	vs. St. Mary's	3/21/08
13	vs. UCLA	3/13/98

### STEALS

12	vs. UCLA	3/13/98
10	vs. Lafayette	3/12/99
8	vs. Purdue	3/14/99
8	vs. Tulsa	3/24/00
7	vs. Pacific	3/22/13

### BLOCKED SHOTS

9	vs. Lafayette	3/12/99
4	vs. Pacific	3/22/13
4	vs. Missouri	3/14/02
4	vs. St. Mary's	3/21/08
3	vs. Marquette	3/28/13
3	vs. Texas	3/23/08
3	vs. Arkansas	3/17/00
3	vs. Purdue	3/14/99



## OPPONENT TEAM RECORDS - NCAA TOURNAMENT

## POINTS SCORED

93	Missouri	3/14/02
80	Tulsa	3/24/00
75	Texas	3/23/08
73	Purdue	3/14/99
71	Marquette	3/28/13
71	Arkansas	3/17/00

## FIELD GOALS MADE

27	Marquette	3/28/13
26	Tulsa	3/24/00
26	Missouri	3/14/02
25	Texas	3/23/08
24	UCLA	3/13/98
24	Arkansas	3/17/00

## FIELD GOAL ATTEMPTS

61	Illinois	3/24/13
61	Missouri	3/14/02
60	Lafayette	3/12/99
59	St. Mary's	3/21/08
59	Arkansas	3/17/00
59	Texas	3/23/08

## FIELD GOAL PERCENTAGE

.579 (22-38)	Purdue	3/14/99
.540 (27-50)	Marquette	3/28/13
.464 (26-56)	Tulsa	3/24/00
.439 (25-57)	Texas	3/23/08
.426 (26-61)	Missouri	3/14/02
.426 (24-52)	UCLA	3/13/98

## 3-POINT FIELD GOALS MADE

13	Texas	3/28/08
9	Pacific	3/22/13
9	Arkansas	3/17/00
8	St. Mary's	3/21/08
7	Illinois	3/24/13
7	Missouri	3/14/02

## 3-POINT FIELD GOALS ATTEMPTED

27	Illinois	3/24/13
26	Pacific	3/22/13
26	Lafayette	3/12/99
26	Arkansas	3/17/00
26	Texas	3/23/08

## 3-POINT FIELD GOAL PERCENTAGE

.500 (3-6)	Marquette	3/28/13
.500 (13-26)	Texas	3/23/08
.412 (7-17)	Missouri	3/14/02
.385 (5-13)	Purdue	3/14/99
.349 (8-23)	St. Mary's	3/21/08

## FREE-THROWS MADE

34	Missouri	3/14/02
24	Purdue	3/14/99
24	Tulsa	3/24/00
18	Ohio State	3/19/00
14	Marquette	3/28/13
14	Arkansas	3/17/00

## FREE-THROWS ATTEMPTED

43	Missouri	3/14/02
37	Purdue	3/14/99
37	Tulsa	3/24/00
26	Ohio State	3/19/00
25	UCLA	3/13/98

## FREE-THROW PERCENTAGE

.857 (6-7)	Illinois	3/24/13
.791 (34-43)	Missouri	3/14/02
.737 (14-19)	Marquette	3/28/13
.692 (18-26)	Ohio State	3/19/00
.649 (24-37)	Purdue	3/14/99
.649 (24-37)	Tulsa	3/24/00

## REBOUNDS

48	Missouri	3/14/02
41	Tulsa	3/24/00
41	Texas	3/23/08
38	Illinois	3/24/13
36	Marquette	3/28/13

## ASSISTS

18	Purdue	3/14/99
17	Missouri	3/14/02
17	Texas	3/23/08
15	St. Mary's	3/21/08
14	Marquette	3/28/13
14	UCLA	3/13/98

## STEALS

13	UCLA	3/13/99
12	Lafayette	3/12/99
10	Tulsa	3/24/00
9	Purdue	3/14/99
9	Arkansas	3/17/00
9	Ohio State	3/19/00

## BLOCKED SHOTS

7	Texas	3/23/08
6	Arkansas	3/17/00
5	Purdue	3/14/99
4	UCLA	3/13/98
4	Ohio State	3/19/00
4	St. Mary's	3/21/08



# INDIVIDUAL TOTALS - NCAA TOURNAMENT

## POINTS SCORED (GAMES), YEARS IN NCAA

114	Johnny Hemsley (6), 1998, 1999, 2000
75	Mario Bland (6), 1998, 1999, 2000
70	John Salmons (6), 1999, 2000, 2002
57	Elton Tyler (7), 1998, 1999, 2000, 2002
56	Jack McClinton (2), 2008

## FIELD GOALS MADE

38	Johnny Hemsley (6), 1998, 1999, 2000
26	John Salmons (6), 1999, 2000, 2002
25	Mario Bland (6), 1998, 1999, 2000
19	Elton Tyler (7), 1998, 1999, 2000, 2002
17	Tim James (3), 1998, 1999
17	Jack McClinton (2), 2008

## FIELD GOAL ATTEMPTS

85	Johnny Hemsley (6), 1998, 1999, 2000
54	Mario Bland (6), 1998, 1999, 2000
49	Elton Tyler (7), 1998, 1999, 2000, 2002
48	John Salmons (6), 1999, 2000, 2002
38	Tim James (3), 1998, 1999

## FIELD GOAL PERCENTAGE

(Min. 10 Made)

.542 (26-48)	John Salmons (6), 1999, 2000, 2002
.515 (17-33)	Jack McClinton (2), 2008
.463 (25-54)	Mario Bland (6), 1998, 1999, 2000
.447 (38-85)	Johnny Hemsley (6), 1998, 1999, 2000
.447 (17-38)	Tim James (3), 1998, 1999

## 3-POINT FIELD GOALS MADE

23	Johnny Hemsley (6), 1998, 1999, 2000
9	Rion Brown (3), 2013
7	Jack McClinton (2), 2008
6	Shane Larkin (3), 2013
6	Trey McKinney Jones (3), 2013
6	Durand Scott (3), 2013

## 3-POINT FIELD GOALS ATTEMPTED

47	Johnny Hemsley (6), 1998, 1999, 2000
21	Rion Brown (3), 2013
16	Shane Larkin (3), 2013
16	Jack McClinton (2), 2008
15	Trey McKinney Jones (3), 2013

## 3-POINT FIELD GOAL PERCENTAGE

(Min. 6 Made)

.489 (23-47)	Johnny Hemsley (6), 1998, 1999, 2000
.462 (6-13)	Durand Scott (3), 2013
.438 (7-16)	Jack McClinton (2), 2008
.429 (9-21)	Rion Brown (3), 2013
.400 (6-15)	Trey McKinney Jones (3), 2013

## FREE-THROWS MADE

23	Mario Bland (6), 1998, 1999, 2000
18	Elton Tyler (7), 1998, 1999, 2000, 2002
15	Johnny Hemsley (6), 1998, 1999, 2000
15	Jack McClinton (2), 2008
14	John Salmons (6), 1999, 2000, 2002

## FREE-THROWS ATTEMPTED

34	Mario Bland (6), 1998, 1999, 2000
22	Elton Tyler (7), 1998, 1999, 2000, 2002
19	Johnny Hemsley (6), 1998, 1999, 2000
17	John Salmons (6), 1999, 2000, 2002
17	Vernon Jennings (6), 1998, 1999, 2000

## FREE-THROW PERCENTAGE

(Min. 9 Made)

1.000 (15-15)	Jack McClinton (2), 2008
.909 (10-11)	Darius Rice (1), 2002
.900 (9-10)	Johnny Hemsley (6), 1998, 1999, 2000
.900 (9-10)	Durand Scott (3), 2013
.824 (14-17)	John Salmons (6), 1999, 2000, 2002

## REBOUNDS

50	Mario Bland (6), 1998, 1999, 2000
36	Elton Tyler (7), 1998, 1999, 2000, 2002
31	John Salmons (6), 1999, 2000, 2002
30	Johnny Hemsley (6), 1998, 1999, 2000
27	Vernon Jennings (6), 1998, 1999, 2000

## ASSISTS

39	Vernon Jennings (6), 1998, 1999, 2000
18	Shane Larkin (3), 2013
17	John Salmons (6), 1999, 2000, 2002
12	Mario Bland (6), 1998, 1999, 2000
9	Durand Scott (3), 2013

## STEALS

11	Vernon Jennings (6), 1998, 1999, 2000
9	Johnny Hemsley (6), 1998, 1999, 2000
6	John Salmons (6), 1999, 2000, 2002
5	Shane Larkin (3), 2013
5	Elton Tyler (7), 1998, 1999, 2000, 2002

## BLOCKED SHOTS

7	John Salmons (6), 1999, 2000, 2002
5	Tim James (3), 1998, 1999
5	Jimmy Graham (2), 2008
4	Julian Gamble (3), 2013
3	Elton Tyler (7), 1998, 1999, 2000, 2002

# INDIVIDUAL GAME RECORDS - NCAA TOURNAMENT

## POINTS SCORED

38	Jack McClinton vs. St. Mary's, 3/21/08
31	Johnny Hemsley vs. Lafayette, 3/12/99
24	Johnny Hemsley vs. Ohio State, 3/19/00
21	Rion Brown vs. Illinois, 3/24/13
21	Durand Scott vs. Pacific, 3/22/13

## FIELD GOALS MADE

12	Jack McClinton vs. St. Mary's, 3/21/08
10	Johnny Hemsley vs. Lafayette, 3/12/99
9	Johnny Hemsley vs. Ohio State, 3/19/00
7	Rion Brown vs. Illinois, 3/24/13
7	Elton Tyler vs. Ohio State, 3/19/00
7	Tim James vs. Purdue, 3/14/99

## FIELD GOALS ATTEMPTS

21	Tim James vs. Purdue, 3/14/99
19	Jack McClinton vs. St. Mary's, 3/21/08
17	Johnny Hemsley vs. UCLA, 3/13/98
16	Johnny Hemsley vs. Ohio State, 3/19/00
15	Johnny Hemsley vs. Lafayette, 3/12/99
15	Mario Bland vs. Tulsa, 3/24/00
15	Darius Rice vs. Missouri, 3/14/02

## FIELD GOAL PERCENTAGE

(Min. 5 made)

.750 (9-12)	Johnny Hemsley vs. Lafayette, 3/12/99
.750 (6-8)	Mario Bland vs. UCLA, 3/13/98
.750 (6-8)	John Salmons vs. Arkansas, 3/17/00
.667 (6-9)	Tim James vs. UCLA, 3/13/98
.632 (12-19)	Jack McClinton vs. St. Mary's, 3/21/08

## 3-POINT FIELD GOALS MADE

9	Johnny Hemsley vs. Lafayette, 3/12/99
5	Rion Brown vs. Illinois, 3/24/13
5	Durand Scott vs. Pacific, 3/22/13
5	Johnny Hemsley vs. Arkansas, 3/17/00
4	Jack McClinton vs. Texas, 3/23/08
4	Johnny Hemsley vs. Ohio State, 3/19/00
4	Kevin Norris vs. UCLA, 3/13/98

## 3-POINT FIELD GOALS ATTEMPTED

12	Johnny Hemsley vs. Lafayette, 3/12/99
10	Rion Brown vs. Illinois, 3/24/13
10	Johnny Hemsley vs. Arkansas, 3/17/00
10	Jack McClinton vs. Texas, 3/23/08
9	Johnny Hemsley vs. Ohio State, 3/19/00
9	Marcus Barnes vs. Missouri, 3/14/02

## 3-POINT FIELD GOAL PERCENTAGE

(Min. 4 made)

.750 (9-12)	Johnny Hemsley vs. Lafayette, 3/12/99
.625 (5-8)	Durand Scott vs. Pacific, 3/22/13
.571 (4-7)	Kevin Norris vs. UCLA, 3/13/98
.500 (5-10)	Rion Brown vs. Illinois, 3/24/13
.500 (5-10)	Johnny Hemsley vs. Arkansas, 3/17/00

## FREE-THROWS MADE

11	Jack McClinton vs. St. Mary's, 3/21/08
10	Darius Rice vs. Missouri, 3/14/02
6	Mario Bland vs. UCLA, 3/13/98
6	Mario Bland vs. Arkansas, 3/17/00
6	Tyler Elton vs. Ohio State, 3/19/00
6	Elton Tyler vs. Missouri, 3/14/02
6	John Salmons vs. Ohio State, 3/19/00
6	Mario Bland vs. Tulsa, 3/24/00

## FREE-THROW ATTEMPTS

11	Jack McClinton vs. St. Mary's, 3/21/08
11	Darius Rice vs. Missouri, 3/14/02
10	Mario Bland vs. UCLA, 3/13/98
9	Mario Bland vs. Arkansas, 3/17/00
8	Mario Bland vs. Tulsa, 3/24/00
8	Elton Tyler vs. Missouri, 3/14/02

## FREE-THROW PERCENTAGE

(Min. 5 made)

1.000 (11-11)	Jack McClinton vs. St. Mary's, 3/21/08
1.000 (6-6)	Elton Tyler vs. Ohio State, 3/19/00
1.000 (6-6)	John Salmons vs. Ohio State, 3/19/00
1.000 (5-5)	Shane Larkin vs. Pacific, 3/22/13
.909 (10-11)	Darius Rice vs. Missouri, 3/14/02

## REBOUNDS

11	Johnny Hemsley vs. UCLA, 3/13/98
11	Mario Bland vs. Purdue, 3/14/99
11	Mario Bland vs. Ohio State, 3/19/00
10	Reggie Johnson vs. Pacific, 3/22/13
9	Tyler Elton vs. Ohio State, 3/19/00
9	Mario Bland vs. Tulsa, 3/24/00
9	Dwayne Collins vs. St. Mary's, 3/21/08

## ASSISTS

9	Shane Larkin vs. Pacific, 3/22/13
8	Vernon Jennings vs. Lafayette, 3/12/99
8	Vernon Jennings vs. Arkansas, 3/17/00
7	Vernon Jennings vs. UCLA, 3/13/98
7	Vernon Jennings vs. Tulsa, 3/24/00

## STEALS

4	Kevin Norris vs. UCLA, 3/13/98
4	Johnny Hemsley vs. Lafayette, 3/12/99
3	Shane Larkin vs. Pacific, 3/22/13
3	Vernon Jennings vs. Tulsa, 3/24/00
3	Vernon Jennings vs. Ohio State, 3/19/00
3	Vernon Jennings vs. Purdue, 3/14/99
3	John Salmons vs. Lafayette, 3/12/99
3	Johnny Hemsley vs. UCLA, 3/13/98

## BLOCKED SHOTS

3	John Salmons vs. Lafayette, 3/12/99
3	Jimmy Graham vs. Texas, 3/23/08
2	Julian Gamble vs. Illinois, 3/24/13
2	Tonye Jekiri vs. Pacific, 3/22/13
2	Jimmy Graham vs. St. Mary's, 3/21/08
2	Anthony King vs. St. Mary's, 3/21/08
2	John Salmons vs. Arkansas, 3/17/00
2	Tim James vs. Lafayette, 3/12/99
2	Dwayne Wimbley vs. Lafayette, 3/12/99
2	Tim James vs. Purdue, 3/14/99



# INDIVIDUAL OPPONENT GAME RECORDS - NCAA TOURNAMENT

## POINTS SCORED

26	A.J. Abrams, Texas, 3/23/08
26	J.R. Henderson, UCLA, 3/13/98
24	Patrick Mills, St. Mary's, 3/21/08
21	Toby Bailey, UCLA, 3/13/98
20	Brian Cardinal, Purdue, 3/14/99
20	Clarence Gilbert, Missouri, 3/14/02

## FIELD GOALS MADE

11	J.R. Henderson, UCLA, 3/13/98
8	Brandon Paul, Illinois, 3/24/13
8	Patrick Mills, St. Mary's, 3/21/08
7	Vander Blue, Marquette, 3/28/13
7	A.J. Abrams, Texas, 3/23/08
7	Scoonie Penn, Ohio State, 3/19/00
7	Eric Cooley, Tulsa, 3/24/00

## FIELD GOAL ATTEMPTS

21	Patrick Mills, St. Mary's, 3/21/08
20	Brandon Paul, Illinois, 3/24/13
17	J.R. Henderson, UCLA, 3/13/98
17	Scoonie Penn, Ohio State, 3/19/00
16	Joe Johnson, Arkansas, 3/17/00
16	Clarence Gilbert, Missouri, 3/14/02

## FIELD GOAL PERCENTAGE

(Min. 5 made)

.750 (6-8)	Greg McQuay, Purdue, 3/14/99
.714 (5-7)	Davante Gardner, Marquette, 3/28/13
.714 (5-7)	Brian Cardinal, Purdue, 3/14/99
.667 (6-9)	Teddy Gibson, Arkansas, 3/17/00
.647 (11-17)	J.R. Henderson, UCLA, 3/13/98

## 3-POINT FIELD GOALS MADE

6	Travis Fulton, Pacific, 3/22/13
6	Patrick Mills, St. Mary's, 3/21/08
6	A.J. Abrams, Texas, 3/23/08
4	Tyler Griffey, Illinois, 3/24/13
4	Brian Cardinal, Purdue, 3/14/99

## 3-POINT FIELD GOAL ATTEMPTS

14	Patrick Mills, St. Mary's, 3/21/08
10	D.J. Richardson, Illinois, 3/24/13
10	Travis Fulton, Pacific, 3/22/13
10	A.J. Abrams, Texas, 3/23/08
9	Scoonie Penn, Ohio State, 3/19/00

## 3-POINT FIELD GOAL PERCENTAGE

(Min. 4 made)

.800 (4-5)	Brian Cardinal, Purdue, 3/14/99
.667 (4-6)	Tyler Griffey, Illinois, 3/24/13
.600 (6-10)	Travis Fulton, Pacific, 3/22/13
.600 (6-10)	A.J. Abrams, Texas, 3/23/08
.428 (6-14)	Patrick Mills, St. Mary's, 3/21/08

## FREE THROWS MADE

10	Clarence Gilbert, Missouri, 3/14/02
7	Toby Bailey, UCLA, 3/13/98
7	Alan Eldridge, Purdue, 3/14/99
7	Brandon Kurtz, Tulsa, 3/24/00
6	Brian Cardinal, Purdue, 3/14/99
6	A.J. Abrams, Texas, 3/23/08
6	Rickey Paulding, Missouri, 3/14/02

## FREE THROW ATTEMPTS

12	Brandon Kurtz, Tulsa, 3/24/00
11	Clarence Gilbert, Missouri, 3/14/02
10	Alan Eldridge, Purdue, 3/14/99
9	J.R. Henderson, UCLA, 3/13/98
9	Toby Bailey, UCLA, 3/13/98

## FREE THROW PERCENTAGE

(Min. 5 made)

1.000 (6-6)	A.J. Abrams, Texas, 3/23/08
1.000 (6-6)	Rickey Paulding, Missouri, 3/14/02
.909 (10-11)	Clarence Gilbert, Missouri, 3/14/02
.833 (5-6)	Brian Elhers, Lafayette, 3/12/99
.778 (7-9)	Toby Bailey, UCLA, 3/13/98
.750 (6-8)	Brian Cardinal, Purdue, 3/14/99

## REBOUNDS

16	Damion James, Texas, 3/23/08
12	Nnanna Ekwu, Illinois, 3/24/13
12	Daimon Simpson, St. Mary's, 3/21/08
11	Trent Lockett, Marquette, 3/28/13
11	Toby Bailey, UCLA, 3/13/98
11	Travon Bryant, Missouri, 3/14/02

## ASSISTS

8	D.J. Augustin, Texas, 3/23/08
7	Toby Bailey, UCLA, 3/13/98
7	Tony Mayfield, Purdue, 3/14/99
7	Kareem Rush, Missouri, 3/14/02

## STEALS

4	Brian Cardinal, Purdue, 3/14/99
4	Scoonie Penn, Ohio State, 3/19/00
4	Eric Cooley, Tulsa, 3/24/00
4	Toby Bailey, UCLA, 3/13/98
3	J.R. Henderson, UCLA, 3/13/98
3	Reggie Guy, Lafayette, 3/12/99
3	Dave Klaus, Lafayette, 3/12/99
3	T.J. Cleveland, Arkansas, 3/17/00
3	Brandon Kurtz, Tulsa, 3/24/00
3	D.J. Augustin, Texas, 3/23/08

## BLOCKED SHOTS

4	Alonzo Lane, Arkansas, 3/17/00
4	Ken Johnson, Ohio State, 3/19/00
3	Derrick Wilson, Marquette, 3/28/13
3	Colin Beatty, Pacific, 3/22/13
3	Daimon Simpson, St. Mary's, 3/21/08
3	Damion James, Texas, 3/23/08
3	Connor Atchley, Texas, 3/23/08
3	Eric Cooley, Tulsa, 3/24/00



# TEAM RECORDS - NIT

## POINTS

96	vs. Providence, 3/19/63
85	vs. FAU, 3/16/11
81	vs. Missouri State, 3/21/11
78	vs. Providence, 3/18/09
76	vs. St. Joseph's (Pa.), 3/12/64

### LOW:

53	vs. Creighton, 3/20/06
----	------------------------

## FIELD GOALS MADE

41	vs. Providence, 3/19/63
30	vs. FAU, 3/16/11
30	vs. St. Francis, 3/16/63
27	vs. Michigan, 3/22/06
26	vs. Minnesota, 3/19/12
26	vs. Valparaiso, 3/14/12
26	vs. Missouri State, 3/21/11

### LOW:

20	vs. Creighton, 3/20/06
----	------------------------

## FIELD GOALS ATTEMPTED

94	vs. Providence, 3/19/63
63	vs. St. Joseph's (Pa.), 3/12/64
62	vs. Auburn, 3/14/01
62	vs. Michigan, 3/13/97
62	vs. St. Francis, 3/16/63

### LOW:

44	vs. Creighton, 3/20/06
----	------------------------

## FIELD GOAL PERCENTAGE

.600 (30-50)	vs. Florida Atlantic, 3/16/11
.500 (26-52)	vs. Missouri State, 3/21/11
.491 (26-53)	vs. Valparaiso, 3/14/12
.484 (30-62)	vs. St. Francis, 3/16/63
.458 (27-59)	vs. Michigan, 3/22/06

### LOW:

.344 (21-61)	vs. Minnesota, 3/19/12
--------------	------------------------

## THREE-POINT FG MADE\*

13	vs. South Carolina, 3/15/05
10	vs. Valparaiso, 3/14/12
10	vs. Providence, 3/18/09
8	vs. Missouri State, 3/21/11

### LOW:

2	vs. Alabama, 3/23/11
---	----------------------

## THREE-POINT FG ATTEMPTED\*

27	vs. Providence, 3/18/09
27	vs. South Carolina, 3/15/05
25	vs. Minnesota, 3/19/12
25	vs. Florida, 3/20/09
25	vs. Penn State, 3/15/95

### LOW:

12	vs. Michigan, 3/13/97
----	-----------------------

## 3-POINT FIELD GOAL PERCENTAGE

.481 (13-27)	vs. South Carolina, 3/15/2005
.455 (10-22)	vs. Valparaiso, 3/14/12
.400 (6-15)	vs. Creighton, 3/20/06
.370 (10-27)	vs. Providence, 3/18/09
.364 (8-22)	vs. Missouri State, 3/21/11

### LOW:

.133 (2-15)	vs. Alabama, 3/23/11
-------------	----------------------

## FREE THROWS MADE

30	vs. St. Joseph's (Pa.), 3/12/64
21	vs. Missouri State, 3/21/11
20	vs. FAU, 3/16/11
18	vs. Providence, 3/18/09
16	vs. Alabama, 3/23/11

### LOW:

4	vs. Valparaiso, 3/14/12
---	-------------------------

## FREE THROWS ATTEMPTED

40	vs. St. Joseph's (Pa.), 3/12/64
26	vs. FAU, 3/16/11
24	vs. Missouri State, 3/21/11
23	vs. Alabama, 3/23/11
22	vs. Minnesota, 3/19/12

### LOW:

6	vs. Valparaiso, 3/14/12
6	vs. Michigan, 3/22/06

## FREE-THROW PERCENTAGE

.875 (21-24)	vs. Missouri State, 3/21/11
.857 (18-21)	vs. Providence, 3/18/09
.833 (5-6)	vs. Michigan, 3/22/06
.769 (20-26)	vs. Florida Atlantic, 3/16/11
.750 (30-40)	vs. St. Joseph's (Pa.), 3/12/64

### LOW:

.583 (7-12)	vs. Florida, 3/20/09
-------------	----------------------

## REBOUNDS

55	vs. Providence, 3/19/63
44	vs. Providence, 3/18/09
41	vs. St. Francis, 3/16/63
40	vs. Auburn, 3/14/01
40	vs. Penn State, 3/15/95

### LOW:

15	vs. St. Joseph's (Pa.), 3/12/64
----	---------------------------------

## ASSISTS\*\*

16	vs. Valparaiso, 3/14/12
16	vs. Providence, 3/18/09
15	vs. Auburn, 3/14/01
14	vs. Missouri State, 3/21/11
14	vs. Michigan, 3/13/97

### LOW:

3	vs. St. Joseph's (Pa.), 3/12/64
---	---------------------------------

## STEALS\*

14	vs. Oklahoma State, 3/15/06
11	vs. Auburn, 3/14/01
9	vs. Minnesota, 3/19/12
7	vs. Florida, 3/20/09
7	vs. Providence, 3/18/09
7	vs. Penn State, 3/15/95

### LOW:

1	vs. FAU, 3/16/11
---	------------------

## TURNOVERS\*

19	vs. Alabama, 3/23/11
19	vs. Providence, 3/18/09
18	vs. Penn State, 3/15/95
17	vs. Auburn, 3/14/01
14	vs. Michigan, 3/13/97

### LOW:

7	vs. FAU, 3/16/11
7	vs. South Carolina, 3/15/05

## BLOCKS\*

5	vs. Missouri State, 3/21/11
5	vs. Michigan, 3/22/06
4	vs. FAU, 3/16/11
4	vs. Providence, 3/18/09
4	vs. Oklahoma State, 3/15/06
4	vs. South Carolina, 3/15/05

### LOW:

0	vs. Alabama, 3/23/11
---	----------------------

## FOULS

26	vs. Penn State, 3/15/95
23	vs. Providence, 3/19/63
21	vs. FAU, 3/16/11
21	vs. Providence, 3/18/09
21	vs. St. Joseph's (Pa.), 3/12/64

### LOW:

9	vs. Valparaiso, 3/14/12
---	-------------------------

\* Stats not kept in 1963 or 1964

\*\*Stats begin in 1964



# OPPONENT TEAM RECORDS - NIT

## POINTS

106	Providence, 3/19/63
86	St. Joseph's (Pa.), 3/12/64
79	Alabama, 3/23/11
78	Minnesota, 3/19/12
76	Michigan, 3/13/97

### LOW:

50	Valparaiso, 3/14/12
----	---------------------

## FIELD GOALS MADE

39	Providence, 3/19/63
37	St. Joseph's (Pa.), 3/12/64
30	Alabama, 3/23/11
28	Minnesota, 3/19/12
28	Michigan, 3/13/97
28	St. Francis, 3/16/63

### LOW:

17	Penn State, 3/15/95
----	---------------------

## FIELD GOALS ATTEMPTED

85	Providence, 3/19/63
75	St. Joseph's (Pa.), 3/12/64
66	Missouri State, 3/21/11
62	St. Francis, 3/16/63
60	Providence, 3/18/09

### LOW:

45	Oklahoma State, 3/15/06
----	-------------------------

## FIELD GOAL PERCENTAGE

(Min 5 Made)

.596 (28-47)	Michigan, 3/13/97
.583 (28-48)	Minnesota, 3/19/12
.545 (30-55)	Alabama, 3/23/11
.520 (26-50)	Florida, 3/20/09
.493 (37-75)	St. Joseph's (Pa.), 3/12/64

### LOW:

.333 (20-60)	Providence, 3/18/09
--------------	---------------------

## THREE-POINT FG MADE\*

13	Missouri State, 3/21/11
10	Florida, 3/20/09
8	Providence, 3/18/09
8	Michigan, 3/22/06
8	Creighton, 3/20/06

### LOW:

4	Alabama, 3/23/11
4	FAU, 3/16/11
4	Penn State, 3/15/95

## THREE-POINT FG ATTEMPTED\*

29	Missouri State, 3/21/11
27	Valparaiso, 3/14/12
27	Florida, 3/20/09
27	Providence, 3/18/09
27	Creighton, 3/20/06

### LOW:

12	Michigan, 3/13/97
----	-------------------

## 3-POINT FIELD GOAL PERCENTAGE

(Min 4 made)

.533 (8-15)	Michigan, 3/22/06
.500 (6-12)	Michigan, 3/13/97
.462 (6-13)	Minnesota, 3/19/12
.448 (13-29)	Missouri State, 3/21/11
.412 (7-17)	South Carolina, 3/15/05

### LOW:

.185 (5-27)	Valparaiso, 3/14/12
-------------	---------------------

## FREE THROWS MADE

28	Providence, 3/19/63
24	Penn State, 3/15/95
21	Michigan, 3/22/06
18	Providence, 3/18/09
16	Minnesota, 3/19/12

### LOW:

6	Creighton, 3/20/06
---	--------------------

## FREE THROWS ATTEMPTED

34	Providence, 3/19/63
29	Penn State, 3/15/95
27	Providence, 3/18/09
26	St. Joseph's (Pa.), 3/12/64
24	Alabama, 3/23/11

### LOW:

8	Creighton, 3/20/06
---	--------------------

## FREE-THROW PERCENTAGE

(Min 5 made)

.955 (21-22)	Michigan, 3/22/06
.842 (16-19)	Minnesota, 3/19/12
.828 (24-29)	Penn State, 3/15/95
.824 (28-34)	Providence, 3/19/63
.778 (7-9)	Valparaiso, 3/14/12
.750 (9-12)	Auburn, 3/14/01
.750 (6-8)	Creighton, 3/20/06

### LOW:

.556 (10-18)	South Carolina, 3/15/05
--------------	-------------------------

## REBOUNDS

60	St. Joseph's (Pa.), 3/12/64
46	Providence, 3/19/63
41	Minnesota, 3/19/12
40	St. Francis, 3/16/63
37	Minnesota, 3/19/12
37	Florida, 3/20/09
37	Oklahoma State, 3/15/06
37	South Carolina, 3/15/05
37	Auburn, 3/14/01

### LOW:

28	FAU, 3/16/11
28	Creighton, 3/20/06

## ASSISTS\*\*

20	Florida, 3/20/09
17	Michigan, 3/13/97
15	Creighton, 3/20/06
14	Minnesota, 3/19/12
14	Missouri State, 3/21/11
14	Providence, 3/18/09
14	Auburn, 3/14/01

### LOW:

6	FAU, 3/16/11
6	St. Joseph's (Pa.), 3/12/64

## STEALS\*

13	Alabama, 3/23/11
10	Auburn, 3/14/01
10	Penn State, 3/15/95
9	Providence, 3/18/09
8	Oklahoma State, 3/15/06

### LOW:

2	Minnesota, 3/19/12
2	Creighton, 3/20/06
2	South Carolina, 3/15/05

## TURNOVERS\*

22	Oklahoma State, 3/15/06
19	Auburn, 3/14/01
18	Minnesota, 3/19/12
17	Michigan, 3/13/97
16	Florida, 3/20/09

### LOW:

7	Missouri State, 3/21/11
7	South Carolina, 3/15/05

## BLOCKS\*

15	Auburn, 3/14/01
7	Alabama, 3/23/11
7	Michigan, 3/13/97
6	South Carolina, 3/15/05
4	Providence, 3/18/09
4	Penn State, 3/15/95

### LOW:

0	Valparaiso, 3/14/12
0	Florida, 3/20/09

## FOULS\*

25	St. Joseph's (Pa.), 3/12/64
22	Alabama, 3/23/11
21	Minnesota, 3/19/12
21	FAU, 3/16/11
21	Providence, 3/18/09

### LOW:

9	Michigan, 3/22/06
9	Creighton, 3/20/06

\*\*Stats begin in 1964

\* Stats not kept in 1963 or 1964

# INDIVIDUAL TOTALS - NIT

## POINTS SCORED (GAMES)

73	Robert Hite (4) 2005, 2006
68	Guillermo Diaz (4) 2005, 2006
58	Durand Scott (3) 2011
58	Rick Barry (3) 1963, 1964
56	Reggie Johnson (5) 2011, 2012

## FIELD GOALS MADE

27	Robert Hite (4) 2005, 2006
24	Guillermo Diaz (4) 2005, 2006
23	Reggie Johnson (5) 2011, 2012
20	Mike McCoy (2) 1963
17	Durand Scott (3) 2011
17	Rion Brown (5) 2011, 2012
17	Rick Barry (3) 1963, 1964

## FIELD GOAL ATTEMPTS

67	Robert Hite (4) 2005, 2006
55	Guillermo Diaz (4) 2005, 2006
41	Rick Barry (3) 1963, 1964
38	Reggie Johnson (5) 2011, 2012
38	Malcolm Grant (5) 2011, 2012

## FIELD GOAL PERCENTAGE

(Min. 9 Made)

.818 (9-11)	Julian Gamble (5) 2009, 2011
.605 (23-38)	Reggie Johnson (5) 2011, 2012
.555 (10-18)	DeQuan Jones (7) 2009, 2011, 2012
.541 (20-37)	Mike McCoy (2) 1963
.523 (11-21)	Clifton Clark (1) 1997

## 3-POINT FIELD GOALS MADE

14	Robert Hite (4) 2005, 2006
10	Guillermo Diaz (4) 2005, 2006
10	Jack McClinton (2) 2009
8	Adrian Thomas (6) 2006, 2009, 2011
7	Rion Brown (5) 2011, 2012
7	Malcolm Grant (5) 2011, 2012

## 3-POINT FIELD GOALS ATTEMPTED

33	Robert Hite (4) 2005, 2006
28	Adrian Thomas (6) 2006, 2009, 2011
27	Guillermo Diaz (4) 2005, 2006
24	Malcolm Grant (5) 2011, 2012
23	Jack McClinton (2) 2009

## 3-POINT FIELD GOAL PERCENTAGE

(Min. 4 Made)

.435 (10-23)	Jack McClinton (2) 2009
.424 (14-33)	Robert Hite (4) 2005, 2006
.417 (5-12)	Anthony Harris (3) 2006
.370 (10-27)	Guillermo Diaz (4) 2005, 2006
.350 (7-20)	Rion Brown (5) 2011, 2012

## FREE-THROWS MADE

24	Rick Barry (3) 1963, 1964
23	Durand Scott (3) 2011
11	Dwayne Collins (2) 2009
10	Guillermo Diaz (4) 2005, 2006
10	Malcolm Grant (5) 2011, 2012
10	Reggie Johnson (5) 2011, 2012

## FREE-THROWS ATTEMPTED

31	Rick Barry (3) 1963, 1964
26	Durand Scott (3) 2011
22	Rick Barry (1) 1964
16	Dwayne Collins (2) 2009
16	DeQuan Jones, (7) 2009, 2011, 2012

## FREE-THROW PERCENTAGE

(Min. 10 Made)

.909 (10-11)	Reggie Johnson (5) 2011, 2012
.885 (23-26)	Durand Scott (3) 2011
.774 (24-31)	Rick Barry (3) 1963, 1964
.769 (10-13)	Malcolm Grant (5) 2011, 2012
.688 (11-16)	Dwayne Collins (2) 2009

## REBOUNDS

49	Reggie Johnson (5) 2011, 2012
38	Rick Barry (3) 1963, 1964
33	Jack Spisak (2) 1963
25	Robert Hite (4) 2005, 2006
24	Gary Hamilton (3) 2006

## ASSISTS

14	Guillermo Diaz (4) 2005, 2006
10	Durand Scott (3) 2011
10	Malcolm Grant (5) 2011, 2012
8	Reggie Johnson (5) 2011, 2012
8	Denis Clemente (3) 2006

## STEALS

8	DeQuan Jones, (7) 2009, 2011, 2012
6	John Salmons (1) 2001
6	Guillermo Diaz (4) 2005, 2006
6	Anthony King (3) 2006
6	Gary Hamilton (3) 2006

## BLOCKED SHOTS

10	Anthony King (3) 2006
5	Reggie Johnson (5) 2011, 2012
4	DeQuan Jones (7) 2009, 2011, 2012
3	Dwayne Collins (2) 2009
2	Constantin Popa (1) 1995
2	Garrius Adams (5) 2011, 2012
2	Julian Gamble (5) 2009, 2011



# INDIVIDUAL GAME RECORDS - NIT

## POINTS SCORED

35	Rick Barry vs. St. Joseph's (Pa.), 3/12/64
29	Mike McCoy vs. St. Francis (N.Y.), 3/16/63
25	Clifton Clark vs. Michigan, 3/13/97
25	Jack McClinton vs. Providence, 3/18/09
23	Robert Hite vs. South Carolina, 3/15/05
23	Malcolm Grant vs. Florida Atlantic, 3/16/11

## FIELD GOALS MADE

13	Mike McCoy vs. St. Francis (N.Y.), 3/16/63
11	Clifton Clark vs. Michigan, 3/13/97
9	Jack McClinton vs. Providence, 3/18/09
8	Carl Stavreti vs. Providence, 3/19/63
8	Ken Allen vs. Providence, 3/19/63
8	Rick Barry vs. St. Joseph's (Pa.), 3/12/64
8	Guillermo Diaz vs. South Carolina, 3/15/05
8	Robert Hite vs. South Carolina, 3/15/05
8	Guillermo Diaz vs. Michigan, 3/22/06

## FIELD GOALS ATTEMPTED

24	Mike McCoy vs. St. Francis (N.Y.), 3/16/63
21	Clifton Clark vs. Michigan, 3/13/97
21	Jack McClinton vs. Providence, 3/18/09
20	Robert Hite vs. Oklahoma State, 3/15/06
19	Ken Allen vs. Providence, 3/19/63
19	Robert Hite vs. South Carolina, 3/15/05

## FIELD GOAL PERCENTAGE

(Min. 5 made)

.750 (6-8)	Reggie Johnson vs. Alabama, 3/23/11
.714 (5-7)	Raymond Hicks vs. Michigan, 3/22/06
.700 (7-10)	Reggie Johnson vs. FAU, 3/16/11
.667 (6-9)	Dwayne Collins vs. Florida, 3/20/09
.667 (6-9)	Constantin Popa vs. Penn State, 3/15/95

## 3-POINT FIELD GOALS MADE

7	Jack McClinton vs. Providence, 3/18/09
5	Robert Hite vs. South Carolina, 3/15/05
4	Guillermo Diaz vs. South Carolina, 3/15/05
4	Anthony Harris vs. South Carolina, 3/15/05
4	Robert Hite vs. Creighton, 3/20/06
4	Guillermo Diaz vs. Michigan, 3/22/06
4	Adrian Thomas vs. Missouri State, 3/21/11
4	Rion Brown vs. Valparaiso, 3/14/12

## 3-POINT FG ATTEMPTED

14	Jack McClinton vs. Providence, 3/18/09
10	Guillermo Diaz vs. South Carolina, 3/15/05
10	Robert Hite vs. South Carolina, 3/15/05
10	Guillermo Diaz vs. Michigan, 3/22/06
9	Steven Edwards vs. Penn State, 3/15/95
9	Jack McClinton vs. Florida, 3/20/09
9	Adrian Thomas vs. Missouri State, 3/21/11

## 3-POINT FG PERCENTAGE

(Min. 4 made)

.571 (4-7)	Rion Brown vs. Valparaiso, 3/14/12
.571 (4-7)	Anthony Harris vs. So. Carolina, 3/15/05
.500 (7-14)	Jack McClinton vs. Providence, 3/18/09
.500 (5-10)	Robert Hite vs. South Carolina, 3/15/05
.500 (4-8)	Robert Hite vs. Creighton, 3/20/06
.444 (4-9)	Adrian Thomas vs. Missouri State, 3/21/11

## FREE-THROWS MADE

19	Rick Barry vs. St. Joseph's (Pa.), 3/12/64
10	Durand Scott vs. Florida Atlantic, 3/16/11
8	Guillermo Diaz vs. Oklahoma State, 3/15/06
8	Malcolm Grant vs. Florida Atlantic, 3/16/11
7	Durand Scott vs. Alabama, 3/23/11
7	John Dampier vs. St. Joseph's (Pa.), 3/12/64

## FREE-THROWS ATTEMPTED

22	Rick Barry vs. St. Joseph's (Pa.), 3/12/64
11	Malcolm Grant vs. Florida Atlantic, 3/16/11
10	Guillermo Diaz vs. Oklahoma State, 3/15/06
10	Durand Scott vs. Florida Atlantic, 3/16/11
9	John Dampier vs. St. Joseph's (Pa.), 3/12/64

## FREE-THROW PERCENTAGE

(Min. 5 made)

1.000 (10-10)	Durand Scott vs. FAU, 3/16/11
1.000 (6-6)	Reggie Johnson vs. Minnesota, 3/19/12
1.000 (5-5)	Brian Asbury vs. Providence, 3/18/09
.875 (7-8)	Durand Scott vs. Alabama, 3/23/11
.864 (19-22)	Rick Barry vs. St. Joseph's (Pa.), 3/12/64

## REBOUNDS

20	Jack Spisak vs. Providence, 3/19/63
20	Rick Barry vs. St. Joseph's (Pa.), 3/12/64
20	Reggie Johnson vs. Florida Atlantic, 3/16/11
15	James Jones vs. Auburn, 3/14/01
13	Jack Spisak vs. St. Francis (N.Y.), 3/16/63

## ASSISTS

5	Vernon Jennings vs. Georgetown, 3/6/97
5	Michael Simmons vs. Auburn, 3/14/01
5	Guillermo Diaz vs. South Carolina, 3/15/05
5	Denis Clemente vs. Oklahoma State, 3/15/06
5	Guillermo Diaz vs. Creighton, 3/20/06
5	James Dews vs. Providence, 3/18/09

## STEALS

6	John Salmons vs. Auburn, 3/14/01
4	Robert Hite vs. Oklahoma State, 3/15/06
3	DeQuan Jones vs. Minnesota, 3/19/12
3	Kevin Norris vs. Michigan, 3/13/97
3	Anthony King vs. Oklahoma State, 3/15/06
3	Gary Hamilton vs. Oklahoma State, 3/15/06
3	Guillermo Diaz vs. Oklahoma State, 3/15/06
3	Adrian Thomas vs. Florida, 3/20/09
3	DeQuan Jones vs. Alabama, 3/23/11

## BLOCKED SHOTS

4	Anthony King vs. Michigan, 3/22/06
3	Anthony King vs. South Carolina, 3/15/05
3	DeQuan Jones vs. Missouri State, 3/21/11
3	Reggie Johnson vs. Valparaiso, 3/14/12
2	Constantin Popa vs. Penn State, 3/15/95
2	James Jones vs. Auburn, 3/14/01
2	Anthony King vs. Oklahoma State, 3/15/06
2	Dwayne Collins vs. Providence, 3/18/09
2	Julian Gamble vs. Florida Atlantic, 3/16/11
2	Reggie Johnson vs. Missouri State, 3/21/11

# OPPONENT INDIVIDUAL GAME RECORDS - NIT

## POINTS SCORED

38	Ray Flynn (Providence), 3/19/63
30	Steve Courtin (St. Joseph's), 3/12/64
26	Jimmy Stone (Providence), 3/19/63
26	Adam Leonard (Missouri State), 3/21/11
23	James Raftery (St Francis, N.Y.), 3/16/63
22	Trevor Releford (Alabama), 3/23/11

## FIELD GOALS MADE

16	Ray Flynn (Providence), 3/19/63
13	Steve Courtin (St. Joseph's, Pa.), 3/12/64
9	Jimmy Stone (Providence), 3/19/63
9	Billy Oakes (St. Joseph's, Pa.), 3/12/64
9	Jim Boyle (St. Joseph's, Pa.), 3/12/64
9	Adam Leonard (Missouri State), 3/21/11
9	Rodney Williams (Minnesota), 3/19/12

## FIELD GOALS ATTEMPTED

26	Ray Flynn (Providence), 3/19/63
19	Jimmy Stone (Providence), 3/19/63
19	Steve Courtin (St. Joseph's, Pa.), 3/12/64
18	Carlos Powell (South Carolina), 3/15/05
17	John Thompson (Providence), 3/19/63
17	Kyle Weems (Missouri State), 3/21/11

## FIELD GOAL PERCENTAGE

(Min 5 Made)

.900 (9-10)	Rodney Williams (Minnesota), 3/19/12
.857 (6-7)	John Amaechi (Penn State), 3/15/95
.833 (5-6)	Joe Coleman (Minnesota), 3/19/12
.833 (5-6)	Louis Bullock (Michigan), 3/13/97
.811 (9-11)	Adam Leonard (Missouri State), 3/21/11

## 3-POINT FIELD GOALS MADE

7	Adam Leonard (Missouri State), 3/21/11
4	Johnny Mathies (Creighton), 3/20/06
4	Jimmy Motz (Creighton), 3/20/06
4	Brian McKenzie (Providence), 3/18/09
4	Nick Calathes (Florida), 3/20/09
4	Kyle Weems (Missouri State), 3/21/11
4	Julian Welch (Minnesota), 3/19/12

## 3-POINT FIELD GOALS ATTEMPTED

11	Johnny Mathies (Creighton), 3/20/06
11	Kyle Weems (Missouri State), 3/21/11
10	Pete Lisicky (Penn State), 3/15/95
9	Nick Calathes (Florida), 3/20/09
9	Justin Davis (Florida Atlantic), 3/16/11
9	Raymond Taylor (Florida Atlantic), 3/16/11
9	Ryan Broekhoff (Valparaiso), 3/14/12

## 3-POINT FIELD GOAL PERCENTAGE

(Min 4 made)

1.000 (4-4)	Julian Welch (Minnesota), 3/19/12
.875 (7-8)	Adam Leonard (Missouri State), 3/21/11
.667 (4-6)	Jimmy Motz (Creighton), 3/20/06
.571 (4-7)	Brian McKenzie (Providence), 3/18/09
.444 (4-9)	Nick Calathes (Florida), 3/20/09

## FREE-THROWS MADE

10	Lester Abram (Michigan), 3/22/06
9	John Amaechi (Penn State), 3/15/95
9	Weyinmi Efejuku (Providence), 3/18/09
8	Jimmy Stone (Providence), 3/19/63
7	James Raftery (St. Francis, N.Y.), 3/16/63
7	Glenn Sekunda (Penn State), 3/15/95
7	Dan Earl (Penn State), 3/15/95
7	Jonathan Kale (Providence), 3/18/09

## FREE-THROWS ATTEMPTED

12	Jonathan Kale (Providence), 3/18/09
10	James Raftery (St. Francis, N.Y.), 3/16/63
10	Jimmy Stone (Providence), 3/19/63
10	John Amaechi (Penn State), 3/15/95
10	Lester Abram (Michigan), 3/22/06
10	Weyinmi Efejuku (Providence), 3/18/09

## FREE-THROW PERCENTAGE

(Min 5 made)

1.000 (10-10)	Lester Abram (Michigan), 3/22/06
1.000 (6-6)	Vin Flynn (Providence), 3/19/63
1.000 (6-6)	Daniel Horton (Michigan), 3/22/06
1.000 (5-5)	Chris Hunter (Michigan), 3/22/06
.900 (9-10)	John Amaechi (Penn State), 3/15/95
.900 (9-10)	Weyinmi Efejuku (Providence), 3/18/09

## REBOUNDS

14	Larry Hofmann (St. Joseph's, Pa.), 3/12/64
12	Jimmy Stone (Providence), 3/19/63
12	Alex Tyus (University of Florida), 2009
10	James Raftery (St. Francis, N.Y.), 3/16/63
10	Graham Brown (Michigan), 3/22/06
10	Kevin Van Wijk (Valparaiso), 3/14/12

## ASSISTS

8	Travis Conlan (Michigan), 3/13/97
7	Dan Earl (Penn State), 3/15/95
7	Jamison Brewer (Auburn), 3/14/01
7	Nick Calathes (Florida), 3/20/09
5	Chandler Parsons (Florida), 3/20/09
5	Daniel Horton (Michigan), 3/22/06

## STEALS

4	JaMychal Green (Alabama), 3/23/11
4	Ryan Broekhoff (Valparaiso), 3/14/12
3	Dan Earl (Penn State), 3/15/95
3	Robert Traylor (Michigan), 3/13/97
3	Jameson Curry (Oklahoma State), 3/15/06
3	Chris Hines (Alabama), 3/23/11
3	Trevor Releford (Alabama), 3/23/11

## BLOCKED SHOTS

13	Kyle Davis (Auburn), 3/14/01
4	Brandon Wallace (South Carolina), 3/15/05
3	Jonathon Kale (Providence), 3/18/09
3	Chris Hines (Alabama), 3/23/11
2	9 players tied





## TEAM RECORDS - ACC TOURNAMENT

### POINTS SCORED

87	vs. North Carolina	3/17/13
83	vs. Wake Forest	3/11/10
81	vs. NC State	3/16/13
76	vs. Duke	3/10/06
74	vs. Duke	3/13/10

### FIELD GOALS MADE

30	vs. North Carolina	3/17/13
30	vs. Wake Forest	3/11/10
29	vs. Boston College	3/09/07
27	vs. Duke	3/10/06
26	vs. NC State	3/16/13
26	vs. Florida State	3/09/12

### FIELD GOAL ATTEMPTS

64	vs. Florida State	3/09/12
64	vs. Virginia	3/10/11
64	vs. Virginia	3/10/05
63	vs. Duke	3/10/06
60	vs. North Carolina	3/11/11
60	vs. Maryland	3/08/07

### FIELD GOAL PERCENTAGE

.527 (29-55)	vs. Boston College	3/09/07
.517 (30-58)	vs. Wake Forest	3/11/10
.508 (30-59)	vs. North Carolina	3/17/13
.488 (21-43)	vs. NC State	3/13/14
.481 (25-52)	vs. Boston College	3/15/13

### 3-POINT FIELD GOALS MADE

12	vs. North Carolina	3/17/13
10	vs. Florida State	3/09/12
10	vs. Virginia	3/10/11
9	vs. North Carolina	3/11/11
8	vs. Boston College	3/15/13
8	vs. Duke	3/13/10
8	vs. Wake Forest	3/11/10

### 3-POINT FIELD GOALS ATTEMPTED

29	vs. Virginia	3/10/11
26	vs. North Carolina	3/11/11
25	vs. Virginia Tech	3/12/14
25	vs. Florida State	3/09/12
24	vs. Boston College	3/15/13
23	vs. Virginia Tech	3/12/09

### 3-POINT FIELD GOAL PERCENTAGE

.545 (12-22)	vs. North Carolina	3/17/13
.533 (8-15)	vs. Duke	3/13/10
.471 (8-17)	vs. Wake Forest	3/11/10
.467 (7-15)	vs. Boston College	3/09/07
.429 (6-14)	vs. Duke	3/10/06

### FREE-THROWS MADE

26	vs. NC State	3/13/08
23	vs. NC State	3/16/13
22	vs. Maryland	3/08/07
19	vs. Virginia	3/10/05
16	vs. Virginia Tech	3/12/14
16	vs. Duke	3/13/10
16	vs. Virginia Tech	3/12/10
16	vs. Duke	3/10/06

### FREE-THROWS ATTEMPTED

30	vs. NC State	3/13/08
30	vs. NC State	3/16/13
28	vs. Maryland	3/08/07
28	vs. Virginia	3/10/05
21	vs. Duke	3/13/10
21	vs. Virginia Tech	3/12/10
21	vs. Duke	3/10/06

### FREE-THROW PERCENTAGE

1.000 (6-6)	vs. Boston College	3/09/07
.867 (26-30)	vs. NC State	3/13/08
.842 (16-19)	vs. Virginia Tech	3/12/14
.833 (15-18)	vs. Wake Forest	3/11/10
.789 (15-19)	vs. Georgia Tech	3/08/12

### REBOUNDS

47	vs. Virginia	3/10/05
46	vs. Virginia Tech	3/12/10
46	vs. Duke	3/10/06
45	vs. Virginia	3/10/11
42	vs. Maryland	3/08/07

### ASSISTS

14	vs. Wake Forest	3/11/10
14	vs. Duke	3/10/06
13	vs. Virginia Tech	3/12/14
13	vs. Florida State	3/09/12
13	vs. North Carolina	3/17/13
11	vs. Clemson	3/09/06
11	vs. Virginia Tech	3/14/08
11	vs. Virginia Tech	3/12/10
11	vs. Virginia	3/10/11
11	vs. Boston College	3/15/13

### STEALS

12	vs. North Carolina	3/11/11
11	vs. Georgia Tech	3/08/12
11	vs. NC State	3/13/08
9	vs. Virginia Tech	3/12/09
8	vs. Clemson	3/09/06

### BLOCKED SHOTS

7	vs. Maryland	3/08/07
6	vs. Virginia	3/10/11
6	vs. Clemson	3/09/06
5	vs. Virginia Tech	3/12/10
5	vs. Duke	3/10/06

# OPPONENT TEAM RECORDS - ACC TOURNAMENT

## POINTS SCORED

82	Florida State	3/09/12
80	Duke	3/10/06
77	North Carolina	3/17/13
77	Duke	3/13/10
74	Boston College	3/09/07

## FIELD GOALS MADE

27	North Carolina	3/17/13
26	Duke	3/13/10
26	Virginia Tech	3/14/08
25	NC State	3/16/13
25	Duke	3/10/06

## FIELD GOAL ATTEMPTS

68	Clemson	3/09/06
63	Virginia Tech	3/12/10
61	Virginia Tech	3/14/08
61	Duke	3/10/06
60	North Carolina	3/17/13
60	Virginia	3/10/11

## FIELD GOAL PERCENTAGE

.500 (25-50)	NC State	3/16/13
.500 (21-42)	Virginia Tech	3/12/09
.481 (26-54)	Duke	3/13/10
.480 (24-50)	Florida State	3/09/12
.460 (23-50)	Boston College	3/09/07

## 3-POINT FIELD GOALS MADE

13	North Carolina	3/17/13
12	Duke	3/10/06
11	Boston College	3/09/07
10	North Carolina	3/11/11
10	Clemson	3/09/06

## 3-POINT FIELD GOALS ATTEMPTED

32	Duke	3/10/06
29	North Carolina	3/17/13
26	Clemson	3/09/06
25	Boston College	3/09/07
24	Virginia Tech	3/12/10

## 3-POINT FIELD GOAL PERCENTAGE

.563 (9-16)	Florida State	3/09/12
.476 (10-21)	North Carolina	3/11/11
.467 (7-15)	Virginia Tech	3/14/08
.448 (13-29)	North Carolina	3/17/13
.440 (11-25)	Boston College	3/09/07

## FREE-THROWS MADE

25	Florida State	3/09/12
19	Virginia Tech	3/12/09
18	Duke	3/13/10
18	Wake Forest	3/11/10
18	Duke	3/10/06

## FREE-THROWS ATTEMPTED

32	Florida State	3/09/12
28	Wake Forest	3/11/10
26	Maryland	3/08/07
25	NC State	3/16/13
24	Duke	3/13/10
24	Boston College	3/09/07

## FREE-THROW PERCENTAGE

.909 (10-11)	North Carolina	3/17/13
.826 (19-23)	Virginia Tech	3/12/09
.783 (18-23)	Duke	3/10/06
.781 (25-32)	Florida State	3/09/12
.762 (16-21)	NC State	3/13/08

## REBOUNDS

51	Virginia Tech	3/14/08
48	Clemson	3/09/06
40	Virginia	3/10/11
39	North Carolina	3/11/11
38	Duke	3/13/10

## ASSISTS

17	NC State	3/13/14
17	North Carolina	3/17/13
17	North Carolina	3/11/11
16	Duke	3/13/10
14	NC State	3/16/13

## STEALS

13	Virginia Tech	3/12/10
11	Maryland	3/08/07
10	NC State	3/16/13
8	NC State	3/13/14
8	Virginia	3/10/11
8	Clemson	3/09/06

## BLOCKED SHOTS

8	Florida State	3/09/12
7	Maryland	3/08/07
7	Duke	3/10/06
6	Virginia	3/10/05
5	NC State	3/16/13
5	Georgia Tech	3/08/12
5	North Carolina	3/11/11
5	Duke	3/13/10
5	Wake Forest	3/11/10



# INDIVIDUAL TOTALS - ACC TOURNAMENT

## POINTS SCORED (GAMES)

124	Durand Scott (9) 2010, 2011, 2012, 2013
99	Shane Larkin (5) 2012, 2013
93	Rion Brown (9) 2011, 2012, 2013, 2014
88	Malcolm Grant (7) 2010, 2011, 2012
78	Reggie Johnson (10) 2010, 2011, 2012, 2013

## FIELD GOALS MADE

49	Durand Scott (9) 2010, 2011, 2012, 2013
32	Shane Larkin (5) 2012, 2013
31	Rion Brown (9) 2011, 2012, 2013, 2014
27	Reggie Johnson (10) 2010, 2011, 2012, 2013
26	Julian Gamble (9) 2009, 2010, 2011, 2013

## FIELD GOAL ATTEMPTS

97	Durand Scott (9) 2010, 2011, 2012, 2013
71	Rion Brown (9) 2011, 2012, 2013, 2014
67	Shane Larkin (5) 2012, 2013
65	James Dews (8) 2007, 2008, 2009, 2010
64	Malcolm Grant (7) 2010, 2011, 2012

## FIELD GOAL PERCENTAGE

(Min. 15 Made)

.684 (26-38)	Julian Gamble (9) 2009, '10, '11, '13
.559 (19-34)	Jimmy Graham (7) 2006, '07, '08, '09
.552 (16-29)	Raymond Hicks (7) 2005, '06, '07, '08
.509 (27-53)	Reggie Johnson (10) 2010, '11, '12, '13
.505 (49-97)	Durand Scott (9) 2010, '11, '12, '13

## 3-POINT FIELD GOALS MADE

17	Malcolm Grant (7) 2010, 2011, 2012
15	Rion Brown (9) 2011, 2012, 2013, 2014
14	Adrian Thomas (6) 2009, 2010, 2011
11	Shane Larkin (5) 2012, 2013
10	Jack McClinton (5) 2007, 2008, 2009

## 3-POINT FIELD GOALS ATTEMPTED

42	Rion Brown (9) 2011, 2012, 2013, 2014
40	Malcolm Grant (7) 2010, 2011, 2012
35	Adrian Thomas (6) 2009, 2010, 2011
33	Jack McClinton (5) 2007, 2008, 2009
27	Shane Larkin (5) 2012, 2013

## 3-POINT FIELD GOAL PERCENTAGE

(Min. 8 Made)

.450 (9-20)	Trey McKinney Jones (5) 2012, '13
.444 (12-27)	Rion Brown (7) 2011, 2012, '13
.425 (17-40)	Malcolm Grant (7) 2010, '11, '12
.421 (8-19)	Robert Hite (3) 2005, '06
.407 (11-27)	Shane Larkin (5) 2012, '13

## FREE-THROWS MADE

25	Malcolm Grant (7) 2010, 2011, 2012
24	Shane Larkin (5) 2012, 2013
24	Reggie Johnson (10) 2010, 2011, 2012, 2013
18	Durand Scott (9) 2010, 2011, 2012, 2013
16	Rion Brown (9) 2011, 2012, 2013, 2014
16	Jack McClinton (5) 2007, 2008, 2009
16	Guillermo Diaz (3) 2005, 2006

## FREE-THROWS ATTEMPTED

36	Reggie Johnson (10) 2010, 2011, 2012, 2013
28	Malcolm Grant (7) 2010, 2011, 2012
27	Shane Larkin (5) 2012, 2013
24	Durand Scott (9) 2010, 2011, 2012, 2013
21	Guillermo Diaz (3) 2005, 2006
21	Kenny Kadji (5) 2012, 2013

## FREE-THROW PERCENTAGE

(Min. 15 Made)

.941 (16-17)	Jack McClinton (5) 2007, 2008, 2009
.893 (25-28)	Malcolm Grant (7) 2010, 2011, 2012
.889 (24-27)	Shane Larkin (5) 2012, 2013
.889 (16-18)	Rion Brown (9) 2011, 2012, 2013, 2014
.762 (16-21)	Guillermo Diaz (3) 2005, 2006

## REBOUNDS

65	Reggie Johnson (10) 2010, 2011, 2012, 2013
43	Julian Gamble (9) 2009, 2010, 2011, 2013
41	Durand Scott (9) 2010, 2011, 2012, 2013
40	Anthony King (5) 2005, 2006, 2008
33	Kenny Kadji (5) 2012, 2013

## ASSISTS

27	Malcolm Grant (7) 2010, 2011, 2012
23	Shane Larkin (5) 2012, 2013
18	Durand Scott (9) 2010, 2011, 2012, 2013
13	Jack McClinton (5) 2007, 2008, 2009
13	Lance Hurdle (3) 2008, 2009

## STEALS

13	Durand Scott (9) 2010, 2011, 2012, 2013
11	Shane Larkin (5) 2012, 2013
8	Jack McClinton (5) 2007, 2008, 2009
6	Rion Brown (9) 2011, 2012, 2013, 2014
6	Reggie Johnson (10) 2010, 2011, 2012, 2013
6	James Dews (8) 2007, 2008, 2009, 2010

## BLOCKED SHOTS

12	Jimmy Graham (7) 2006, 2007, 2008, 2009
11	Julian Gamble (9) 2009, 2010, 2011, 2013
10	Reggie Johnson (10) 2010, 2011, 2012, 2013
7	Anthony King (5) 2005, 2006, 2008
6	Kenny Kadji (5) 2012, 2013

# INDIVIDUAL GAME RECORDS - ACC TOURNAMENT

## POINTS SCORED

32	Durand Scott vs. NC State, 3/16/13
28	Shane Larkin vs. North Carolina, 3/17/13
23	Shane Larkin vs. NC State, 3/16/13
22	Rion Brown vs. NC State, 3/13/14
22	Reggie Johnson vs. Wake Forest, 3/11/10
22	Guillermo Diaz vs. Clemson, 3/9/06

## FIELD GOALS MADE

12	Durand Scott vs. NC State, 3/16/13
10	Durand Scott vs. Duke, 3/13/10
8	Rion Brown vs. NC State, 3/13/14
8	Shane Larkin vs. North Carolina, 3/17/13
8	Shane Larkin vs. Boston College, 3/15/13
8	Guillermo Diaz vs. Clemson, 3/9/06

## FIELD GOAL ATTEMPTS

19	Guillermo Diaz vs. Duke, 3/10/06
18	Durand Scott vs. NC State, 3/16/13
17	Jack McClinton vs. Virginia Tech, 3/14/08
17	Robert Hite vs. Clemson, 3/9/06
16	Malcolm Grant vs. Virginia, 3/10/11
16	Guillermo Diaz vs. Clemson, 3/9/06
16	Robert Hite vs. Virginia, 3/10/05

## FIELD GOAL PERCENTAGE

(Min. 5 Made)

1.000 (6-6)	Reggie Johnson vs. Wake Forest, 3/11/10
.714 (5-7)	Julian Gamble vs. North Carolina, 3/17/13
.667 (12-18)	Durand Scott vs. NC State, 3/16/13
.667 (10-15)	Durand Scott vs. Duke, 3/13/10
.636 (7-11)	Trey McKinney Jones vs. UNC, 3/17/13

## 3-POINT FIELD GOALS MADE

6	Trey McKinney Jones vs. UNC, 3/17/13
5	Durand Scott vs. NC State, 3/16/13
5	Malcolm Grant vs. Florida State, 3/9/12
4	Davon Reed vs. Virginia Tech, 3/12/14
4	Shane Larkin vs. UNC, 3/17/13
4	Shane Larkin vs. Boston College, 3/15/13
4	Malcolm Grant vs. North Carolina, 3/11/11
4	Adrian Thomas vs. North Carolina, 3/11/11
4	Jack McClinton vs. Boston College, 3/9/07

## 3-POINT FIELD GOALS ATTEMPTED

11	Adrian Thomas vs. North Carolina, 3/11/11
11	Malcolm Grant vs. Virginia, 3/10/11
11	Jack McClinton vs. Virginia Tech, 3/14/08
10	Rion Brown vs. Virginia Tech, 3/12/14
9	Trey McKinney Jones vs. UNC, 3/17/13
9	Shane Larkin vs. Boston College, 3/15/13

## 3-POINT FIELD GOAL PERCENTAGE

(Min. 4 Made)

.667 (6-9)	Trey McKinney Jones vs. UNC, 3/17/13
.625 (5-8)	Durand Scott vs. NC State, 3/16/13
.625 (5-8)	Malcolm Grant vs. Florida State, 3/9/12
.571 (4-7)	Davon Reed vs. Virginia Tech, 3/12/14
.571 (4-7)	Shane Larkin vs. UNC, 3/17/13
.571 (4-7)	Malcolm Grant vs. UNC, 3/11/11

## FREE-THROWS MADE

10	Anthony King vs. Duke, 3/10/06
10	Guillermo Diaz vs. Virginia, 3/10/05
8	Shane Larkin vs. UNC, 3/17/13
8	Shane Larkin vs. NC State, 3/16/13
8	Reggie Johnson vs. Duke, 3/13/10
8	James Dews vs. NC State, 3/13/08
8	Brian Ashbury vs. Maryland, 3/8/07

## FREE-THROWS ATTEMPTED

12	Anthony King vs. Duke, 3/10/06
12	Guillermo Diaz vs. Virginia, 3/10/05
10	Shane Larkin vs. NC State, 3/16/13
10	Reggie Johnson vs. Duke, 3/13/10
9	Brian Ashbury vs. Maryland, 3/8/07

## FREE-THROW PERCENTAGE

(Min. 5 Made)

1.000 (8-8)	Shane Larkin vs. UNC, 3/17/13
1.000 (8-8)	James Dews vs. NC State, 3/13/08
1.000 (6-6)	Malcolm Grant vs. Duke, 3/13/10
1.000 (6-6)	Reggie Johnson vs. Wake Forest, 3/11/10
1.000 (5-5)	Durand Scott vs. Virginia Tech, 3/12/10
1.000 (5-5)	Jack McClinton vs. Virginia Tech, 3/14/08

## REBOUNDS

14	Anthony King vs. Virginia, 3/10/05
13	Julian Gamble vs. Wake Forest, 3/11/10
12	Tonye Jekiri vs. Virginia Tech, 3/12/14
12	Reggie Johnson vs. Virginia Tech, 3/12/10
12	Dwayne Collins vs. Maryland, 3/8/07
12	Robert Hite vs. Clemson, 3/9/06

## ASSISTS

7	Shane Larkin vs. UNC, 3/17/13
7	Malcolm Grant vs. Virginia, 3/10/11
7	Lance Hurdle vs. Virginia Tech, 3/12/09
5	Shane Larkin vs. Florida State, 3/9/12
5	Malcolm Grant vs. North Carolina, 3/11/11
5	Malcolm Grant vs. Wake Forest, 3/11/10
5	Lance Hurdle vs. NC State, 3/13/08
5	Jack McClinton vs. Boston College, 3/9/07

## STEALS

5	Jack McClinton v. NC State, 3/13/08
4	Malcolm Grant v. North Carolina, 3/11/11
3	Trey McKinney Jones vs. UNC, 3/17/13
3	Shane Larkin vs. NC State, 3/16/13
3	Shane Larkin v. Georgia Tech, 3/8/12
3	Kenny Kadji v. Georgia Tech, 3/8/12
3	Durand Scott v. North Carolina, 3/11/11
3	Jack McClinton v. Virginia Tech, 3/12/09

## BLOCKED SHOTS

5	Jimmy Graham vs. Maryland, 3/8/07
4	Anthony King vs. Clemson, 3/9/06
3	Julian Gamble vs. UNC, 3/17/13
3	Reggie Johnson vs. Virginia, 3/10/11
3	Reggie Johnson vs. Virginia Tech, 3/12/10
3	Julian Gamble vs. Wake Forest, 3/11/10



# OPPONENT INDIVIDUAL GAME RECORDS - ACC TOURNAMENT

## POINTS SCORED

32	Tyrese Rice (Boston College), 3/9/07
32	J.R. Reynolds (Virginia), 3/10/05
28	P.J. Hairston (UNC), 3/17/13
27	Kyle Singler (Duke), 3/13/10
27	J.J. Hickson (NC State), 3/13/08

## FIELD GOALS MADE

10	J.R. Reynolds (Virginia), 3/10/05
9	TJ Warren (NC State), 3/13/14
9	P.J. Hairston (UNC), 3/17/13
9	Tyrese Rice (Boston College), 3/9/07
9	J.J. Redick (Duke), 3/10/06
8	Kyle Singler (Duke), 3/13/10
8	J.J. Hickson (NC State), 3/13/08

## FIELD GOAL ATTEMPTS

18	T.J. Warren (NC State), 3/13/14
17	P.J. Hairston (UNC), 3/17/13
17	J.J. Redick (Duke), 3/10/06
16	Dorenzo Hudson (Virginia Tech), 3/12/10
15	Malcolm Delaney (Virginia Tech), 3/12/10
15	Kyle Singler (Duke), 3/13/10

## FIELD GOAL PERCENTAGE

(Min. 5 Made)

.750 (6-8)	T.J. Warren (UNC), 3/16/13
.714 (10-14)	J.R. Reynolds (Virginia), 3/10/05
.714 (5-7)	Michael Snaer (Florida State), 3/9/12
.667 (6-9)	Marcus Paige (UNC), 3/17/13
.643 (9-14)	Tyrese Rice (Boston College), 3/9/07

## 3-POINT FIELD GOALS MADE

6	P.J. Hairston (UNC), 3/17/13
6	Scott Wood (NC State), 3/16/13
6	Tyrese Rice (Boston College), 3/9/07
5	Ralston Turner (NC State), 3/13/14
5	Jarell Eddie (Virginia Tech), 3/12/14
5	Kyle Singler (Duke), 3/13/10
5	J.J. Redick (Duke), 3/10/06
5	J.R. Reynolds (Virginia), 3/10/05

## 3-POINT FIELD GOALS ATTEMPTED

13	P.J. Hairston (UNC), 3/17/13
11	J.J. Redick (Duke), 3/10/06
10	Jarell Eddie (Virginia Tech), 3/12/14
10	Scott Wood (NC State), 3/16/13
10	Harrison Barnes (North Carolina), 3/11/11
10	Tyrese Rice (Boston College), 3/9/07

## 3-POINT FIELD GOAL PERCENTAGE

(Min. 4 Made)

.800 (4-5)	Michael Snaer (Florida State), 3/9/12
.800 (4-5)	Malcolm Delaney (Virginia Tech), 3/14/08
.714 (5-7)	J.R. Reynolds (Virginia), 3/10/05
.625 (5-8)	Ralston Turner (NC State), 3/13/14
.600 (6-10)	Scott Wood (NC State), 3/16/13
.600 (6-10)	Tyrese Rice (Boston College), 3/9/07

## FREE-THROWS MADE

14	Malcolm Delaney (Virginia Tech), 3/12/09
11	J.J. Hickson (NC State), 3/13/08
8	Luke Loucks (Florida State), 3/9/12
8	Tyrese Rice (Boston College), 3/9/07
7	Patrick Heckmann (Boston College), 3/15/13
7	J.R. Reynolds (Virginia), 3/10/05

## FREE-THROWS ATTEMPTED

15	Malcolm Delaney (Virginia Tech), 3/12/09
15	J.J. Hickson (NC State), 3/13/08
13	Tyrese Rice (Boston College), 3/9/07
10	Patrick Heckmann (Boston College), 3/15/13
10	Shelden Williams (Duke), 3/10/06

## FREE-THROW PERCENTAGE

(Min. 5 Made)

1.000 (8-8)	Luke Loucks (Florida State), 3/9/12
1.000 (6-6)	Kyle Singler (Duke), 3/13/10
.933 (14-15)	Malcolm Delaney (Virginia Tech), 3/12/09
.875 (7-8)	J.R. Reynolds (Virginia), 3/10/05
.733 (11-15)	J.J. Hickson (NC State), 3/13/08

## REBOUNDS

14	J.J. Hickson (NC State), 3/13/08
14	Akin Akingbala (Clemson), 3/9/06
13	John Henson (North Carolina), 3/11/11
13	Shelden Williams (Duke), 3/10/06
12	Deron Washington (Virginia Tech), 3/14/08

## ASSISTS

10	Kendall Marshall (North Carolina), 3/11/11
8	Dexter Strickland (UNC), 3/17/13
8	Lorenzo Brown (NC State), 3/16/13
8	Malcolm Delaney (Virginia Tech), 3/12/09
6	Kyle Singler (Duke), 3/13/10

## STEALS

4	Lorenzo Brown (NC State), 3/16/13
4	Joe Harris (Virginia), 3/10/11
4	Malcolm Delaney (Virginia Tech), 3/12/10
3	Jordan Vandenberg (NC State), 3/13/14
3	Mustapha Farrakhan (Virginia), 3/10/11
3	Jon Scheyer (Duke), 3/13/10
3	Jeff Allen (Virginia Tech), 3/12/10
3	C.J. Harris (Wake Forest), 3/11/10
3	Jeff Allen (Virginia Tech), 3/12/09
3	Greivis Vasquez (Maryland), 3/8/07
3	D.J. Strawberry (Maryland), 3/8/07
3	Greg Paulus (Duke), 3/10/06
3	Shawan Robinson (Clemson), 3/9/06

## BLOCKED SHOTS

5	Daniel Miller (Georgia Tech), 3/8/12
5	John Henson (North Carolina), 3/11/11
5	Shelden Williams (Duke), 3/10/06
4	Ekene Ibekwe (Maryland), 3/8/07
3	Elton Brown (Virginia), 3/10/05



## HOME ATTENDANCES

## TOP 10 HOME ATTENDANCE

Att	Opponent	Site	Result	Score	Date
15,147	Connecticut	Miami Arena	L	70-68 (OT)	1/20/99
11,263	Connecticut	Miami Arena	L	75-67	3/4/95
11,051	Ohio State	National Car Rental Center	W	72-64	12/27/98
10,896	Georgetown	Miami Arena	L	75-58	2/15/92
10,497	Rutgers	Miami Arena	W	68-63	2/27/99
10,419	Georgetown	Miami Arena	W	68-65 (OT)	1/18/97
10,231	Connecticut	Miami Arena	L	77-58	1/18/92
10,140	North Carolina	National Car Rental Center	L	78-68	12/18/99
10,135	Connecticut	Miami Arena	W	68-66	2/2/02
10,037	Notre Dame	Miami Arena	L	90-77	2/23/02

## YEARLY HOME ATTENDANCE

Year	Site	Total	Games	Avg.	Conference Games		
					Total	Games	Avg.
1985-86	Knight Center	54,544	18	3,030	—	—	—
1986-87	Knight Center	43,129	17	2,537	—	—	—
1987-88	Knight Center	41,343	18	2,297	—	—	—
1988-89	Miami Arena	48,968	17	2,880	—	—	—
1989-90	Miami Arena	33,505	16	2,094	—	—	—
1990-91	Miami Arena	33,406	15	2,227	—	—	—
1991-92	Miami Arena	56,677	14	4,048	46,380	9	5,153
1992-93	Miami Arena	51,262	15	3,417	41,169	9	4,574
1993-94	Miami Arena	38,219	15	2,548	28,154	9	3,128
1994-95	Miami Arena	53,953	15	3,597	43,630	9	4,848
1995-96	Miami Arena	46,150	16	2,884	34,186	9	3,798
1996-97	Miami Arena	60,517	15	4,034	48,093	9	5,344
1997-98	Miami Arena	65,958	14	4,711	47,132	9	5,236
1998-99	Miami Arena	75,560	13	5,812	57,609	9	6,401
1999-00	Miami Arena	63,920	16	3,995	33,268	8	4,159
2000-01	Miami Arena	46,364	16	2,898	26,718	8	3,340
2001-02	Miami Arena	74,415	16	4,651	51,248	8	6,406
2002-03	Miami Arena/BU	50,397	14	3,600	35,203	8	4,400
2003-04	BankUnited Center	45,813	18	2,545	26,160	8	3,270
2004-05	BankUnited Center	68,842	16	4,303	51,027	8	6,378
2005-06	BankUnited Center	68,247	16	4,265	46,091	8	5,761
2006-07	BankUnited Center	51,974	15	3,465	34,065	8	4,258
2007-08	BankUnited Center	69,152	16	4,322	49,115	8	6,139
2008-09	BankUnited Center	72,599	16	4,537	45,155	8	5,644
2009-10	BankUnited Center	75,411	16	4,713	44,319	8	5,540
2010-11	BankUnited Center	80,963	17	4,763	47,048	8	5,881
2011-12	BankUnited Center	70,854	18	3,936	39,981	8	4,998
2012-13	BankUnited Center	87,212	15	5,814	65,646	9	7,294
2013-14	BankUnited Center	92,424	16	5,776	56,957	9	6,329
<b>Totals</b>		<b>1,721,778</b>	<b>459</b>	<b>3,751</b>	<b>998,354</b>	<b>194</b>	<b>5,146</b>

## MIAMI'S RECORD AT ...

Year	Home Site	Home	(Site Total)	Away	Neutral	Total
1985-86	Knight Center	12-6		1-8	1-0	14-14
1986-87	Knight Center	9-8		1-6	5-2	15-16
1987-88	Knight Center	11-7	(32-21)	3-5	3-2	17-14
1988-89	Miami Arena	12-5		2-6	5-1	19-12
1989-90	Miami Arena	11-5		2-8	0-2	13-15
1990-91	Miami Arena	8-7		0-11	1-1	9-19
1991-92	Miami Arena	4-10		0-11	4-3	8-24
1992-93	Miami Arena	10-5		0-10	0-2	10-17
1993-94	Miami Arena	5-10		2-9	0-1	7-20
1994-95	Miami Arena	11-4		4-8	0-1	15-13
1995-96	Miami Arena	12-4		2-8	1-1	15-13
1996-97	Miami Arena	12-3		3-9	1-1	16-13
1997-98	Miami Arena	11-3		7-5	0-2	18-10
1998-99	Miami Arena	11-2		10-3	2-2	23-7
1999-00	Miami Arena	11-4		8-2	4-4	23-11
2000-01	Miami Arena	12-4		4-8	0-1	16-13
2001-02	Miami Arena	14-2		5-4	5-2	24-8
2002-03	Miami Arena	5-0	(149-68)			
	BankUnited Center	4-5	first game Jan. 4	2-10	0-2	11-17
2003-04	BankUnited Center	10-8		3-6	1-2	14-16
2004-05	BankUnited Center	11-5		5-6	0-2	16-13
2005-06	BankUnited Center	11-5		4-8	3-3	18-16
2006-07	BankUnited Center	8-7		3-9	1-4	12-20
2007-08	BankUnited Center	14-2		4-6	5-3	23-11
2008-09	BankUnited Center	12-4		5-7	2-2	19-13
2009-10	BankUnited Center	12-4		2-8	6-1	20-13
2010-11	BankUnited Center	13-4		4-9	4-2	21-15
2011-12	BankUnited Center	14-4		5-8	1-1	20-13
2012-13	BankUnited Center	14-1		10-3	5-3	29-7
2013-14	BankUnited Center	8-8	(131-57)	7-6	2-2	17-16
<b>Totals</b>		<b>280-146</b>		<b>108-207</b>	<b>62-55</b>	<b>482-409</b>

## BUC TOP ATTENDANCES

Date	Opponent	Total
2/13/11	Duke	7,972
1/23/13	Duke	7,972
1/27/13	Florida State	7,972
2/9/13	North Carolina	7,972
2/19/13	Virginia	7,972
3/9/13	Clemson	7,972
1/22/14	Duke	7,972
2/27/13	Virginia Tech	7,434
1/15/14	Florida State	7,413
3/6/13	Georgia Tech	7,394
2/26/12	Florida State	7,261
2/15/09	North Carolina	7,200
1/31/10	Virginia Tech	7,189
1/25/14	Syracuse	7,122
2/15/12	North Carolina	7,071
3/6/10	Florida State	7,014
1/23/08	North Carolina	7,000
1/12/08	Georgia Tech	7,000
12/3/06	Georgia Tech	7,000
2/12/06	North Carolina	7,000
1/18/06	Clemson	7,000
12/22/05	Florida	7,000
02/26/05	Georgia Tech	7,000
02/15/05	Wake Forest	7,000
02/05/05	Maryland	7,000
01/19/05	Florida State	7,000

# OVERTIME GAMES & 100-POINT GAMES

## OVERTIME GAMES

Date	Opponent	W/L	Score
12/29/48	Princeton	L (2OT)	55-62
1/12/51	Tampa	L (OT)	75-77
2/6/51	La Salle	W (OT)	77-75
2/13/54	at Fla Southern	W (2OT)	77-70
12/30/58	Miami (Ohio)	L (OT)	87-89
1/2/60	South Carolina	W (OT)	107-106
1/13/60	at Jacksonville	W (OT)	78-70
1/4/61	Miami (Ohio)	W (2OT)	102-100
1/13/61	at Jacksonville	W (OT)	93-84
1/6/62	Oklahoma City	L (OT)	113-118
11/30/62	Florida	W (OT)	91-87
1/12/62	at Florida State	L (OT)	74-77
12/14/63	at Nevada	W (OT)	81-78
12/28/63	vs. Syracuse	L (OT)	85-86
2/15/64	at Loyola (N.O.)	W (OT)	97-90
12/28/65	Louisville	L (OT)	84-85
2/1/69	Morehead State	W (OT)	92-91
3/1/69	Florida State	L (OT)	86-89
2/13/70	at Pepperdine	L (OT)	90-93
2/19/71	vs. Oklahoma City	L (OT)	91-94
1/29/71	at Fla Southern	L (OT)	95-96
1/18/86	Arizona	L (OT)	74-81
12/29/86	vs. Yale	W (OT)	78-75
1/24/87	Marquette	W (OT)	91-89
1/31/87	at San Diego St	W (OT)	83-82
2/1/88	vs. Marist	W (OT)	79-76
2/4/88	Monmouth	L (OT)	62-64
1/3/89	at Rutgers	W (OT)	99-94
2/6/89	South Florida	W (2OT)	106-104
1/1/90	at George Mason	W (OT)	101-91
1/18/90	Florida State	W (2OT)	101-97
12/19/90	at SMU	L (2OT)	88-93
12/27/90	vs. Miami (Ohio)	L (OT)	99-101
2/11/91	Memphis State	L (OT)	82-83
3/4/92	Seton Hall	L (OT)	82-90
2/25/95	at Boston College	W (OT)	77-71
2/28/95	Pittsburgh	W (OT)	76-68
12/23/95	Clemson	L (OT)	52-66
2/20/96	at St. John's	W (2OT)	96-91
1/18/97	Georgetown	W (OT)	68-65
3/5/97	vs. St. John's	W (OT)	76-68
1/20/99	Connecticut	L (OT)	68-70
3/5/00	St. John's	W (OT)	74-70
1/15/02	Pittsburgh	W (OT)	76-69
1/19/02	Providence	W (2OT)	102-96
3/7/02	vs. Georgetown	W (OT)	84-76
12/3/02	at Florida Atlantic	L (OT)	73-74
12/21/02	vs. Florida	L (OT)	93-94
1/4/03	North Carolina	W (OT)	64-61
1/11/03	at Connecticut	L (OT)	80-83
2/8/03	Villanova	L (OT)	67-72
1/10/04	Pittsburgh	L (2OT)	80-84
1/31/04	Georgetown	L (OT)	80-87
2/4/04	at Rutgers	L (OT)	70-72
2/11/04	Boston College	L (OT)	72-74
11/27/04	vs. Xavier	L (OT)	70-83
2/6/05	Maryland	W (OT)	75-73
1/29/06	at Florida State	W (OT)	84-78
2/8/06	NC State	L (2OT)	77-86
2/28/07	at Clemson	L (OT)	70-74
3/3/07	Florida State	L (OT)	90-98
3/9/07	vs. Boston College	L (OT)	71-74
1/19/08	at NC State	L (OT)	77-79
3/8/08	at Florida State	L (OT)	72-75
1/25/09	Virginia Tech	L (OT)	83-88
1/27/09	at NC State	L (OT)	81-84
2/7/09	at Duke	L (OT)	75-78
2/5/11	vs. Virginia	W (OT)	70-68
3/10/11	vs. Virginia	W (OT)	69-62
11/25/11	at Ole Miss	L (OT)	61-64
12/17/11	vs. FAU	W (2OT)	93-90
2/1/12	Maryland	W (2OT)	90-86
2/5/12	at Duke	W (OT)	78-74
12/25/12	vs. Indiana State	L (OT)	55-57
11/08/13	St. Francis NY	L (OT)	62-66
11/11/13	Georgia Southern	W (OT)	81-80
11/28/13	vs. George Washington	L (OT)	63-71
12/08/13	Virginia Tech	L (OT)	60-61
02/05/14	Pittsburgh	L (OT)	55-59

## MIAMI 100-POINT GAMES

Date	Opponent	W/L	UM	Opp.	Date	Opponent	W/L	UM	Opp.	Date	Opponent	W/L	UM	Opp.
1/9/52	Florida Southern	W	106	43	1/28/64	at Rollins	W	127	85	2/7/70	Florida A&M	W	118	111
1/17/55	Tampa	W	103	76	1/29/64	at Tampa	W	134	104	2/17/70	La Salle	W	103	96
2/17/55	at Tampa	W	105	89	2/4/64	Jacksonville	W	117	92	1/8/71	at Florida State	L	106	114
1/24/57	Kentucky Wesleyan	W	100	95	2/18/64	Florida Southern	W	120	79	2/27/71	Florida State	W	100	94
1/8/58	Stetson	W	103	80	12/1/64	Tampa	W	136	119	1/31/86	vs. Brooklyn College	W	102	93
12/3/58	Rollins	W	104	87	1/13/65	Florida Southern	W	124	93	1/9/87	vs. PR-Rio Piedras	W	111	64
12/5/58	Tampa	W	113	71	1/16/65	Jacksonville	W	127	99	2/18/87	Florida International	W	102	81
12/8/58	Florida Southern	W	107	80	1/23/65	at Rollins	W	128	92	2/28/87	Coppin State	W	115	76
1/31/59	Western Kentucky	W	109	95	1/30/65	Oklahoma City	W	115	92	12/21/87	Alabama State	W	110	107
2/23/59	Morehead State	W	102	85	2/2/65	Miami (Ohio)	W	115	95	12/29/87	vs. American	W	104	70
12/1/59	Rollins	W	110	86	2/9/65	Tampa	W	141	110	3/5/88	UCF	W	100	80
12/3/59	Jacksonville	W	106	98	2/13/65	Loyola (La.)	W	115	86	11/25/88	MD-Eastern Shore	W	108	80
12/28/59	Brigham Young	W	110	93	2/20/65	Houston	W	103	91	11/28/88	Oral Roberts	W	108	103
1/2/60	South Carolina	W (OT)	107	106	2/23/65	Rollins	W	148	79	12/10/88	Duke	L	102	117
2/18/60	Florida Southern	W	121	85	12/1/65	Tampa	W	120	91	12/16/88	Long Island Univ.	W	102	66
2/22/60	Kentucky Wesleyan	W	104	95	12/18/65	Ohio University	W	105	100	12/28/88	vs. Pennsylvania	W	102	69
2/27/60	Florida State	W	107	89	1/28/66	at Florida Southern	W	101	80	1/28/89	Marquette	W	106	90
1/4/61	Miami (Ohio)	W (2OT)	102	100	2/12/66	Jacksonville	W	117	104	2/4/89	Brigham Young	W	107	86
2/1/61	Rollins	W	103	75	2/28/66	Florida State	W	112	90	2/6/89	South Florida	W (2OT)	106	104
2/18/61	at Tampa	W	108	99	3/5/66	La Salle	W	108	102	2/8/89	Tennessee Tech	W	111	101
1/6/62	Oklahoma City	L (OT)	113	118	1/10/67	Oklahoma City	W	111	109	2/22/89	at Texas	L	104	123
12/13/62	Florida Southern	W	116	93	1/14/67	Jacksonville	W	106	86	3/2/89	Savannah State	W	107	98
1/9/63	at Jacksonville	W	103	91	2/19/67	Florida Southern	W	102	83	1/1/90	at George Mason	W (OT)	101	91
1/30/63	at Rollins	W	120	72	3/1/67	Florida State	W	110	90	1/18/90	Florida State	W (2OT)	101	97
2/5/63	Jacksonville	W	112	105	12/6/67	at Hawaii	W	102	83	2/16/99	Villanova	W	103	82
2/9/63	Louisville	W	112	84	12/12/67	Tampa	W	104	103	11/30/99	Bethune-Cookman	W	102	75
2/12/63	Rollins	W	114	75	12/27/67	Dartmouth	W	100	81	1/19/02	Providence	W (2OT)	102	96
2/18/63	Tampa	W	112	91	12/28/67	New York Univ.	W	102	91	1/3/04	Savannah State	W	105	65
12/3/63	Tampa	W	101	95	1/6/68	Pittsburgh	W	100	84	11/9/07	Florida Southern	W	104	61
12/12/63	at St. Mary's (Calif.)	W	101	86	2/10/68	Florida A&M	W	108	98	11/16/09	Nova Southeastern	W	108	58
12/19/63	Rollins	W	108	90	2/24/68	Creighton	W	106	93					
1/4/64	Rhode Island	W	105	88	1/5/70	Rhode Island	W	105	95					
1/23/64	La Salle	W	121	99	1/23/70	at Florida Southern	W	103	92					

## OPPONENT 100-POINT GAMES

Date	Opponent	W/L	UM	Opp.	Date	Opponent	W/L	UM	Opp.	Date	Opponent	W/L	UM	Opp.
1/25/52	Western Kentucky	L	74	102	3/5/66	La Salle	W	108	102	2/19/86	at Duke	L	82	102
12/21/53	Ohio State	L	81	106	12/3/66	Florida	L	88	113	2/22/86	Notre Dame	L	73	126
2/11/54	at Stetson	L	56	108	1/10/67	Oklahoma City	W	111	109	12/6/86	at North Carolina	L	77	122
2/20/56	Morehead State	L	89	102	2/18/67	Houston	L	86	105	2/26/87	at Florida State	L	84	108
12/3/56	Kentucky	L	75	114	12/7/67	at Hawaii	L	76	110	11/27/87	vs. Michigan	L	76	109
12/8/56	at Akron	L	80	106	12/12/67	Tampa	W	104	103	12/21/87	Alabama State	W	110	107
2/5/59	at Stetson	L	97	110	1/12/68	at Florida State	L	93	122	12/30/87	vs. Purdue	L	82	110
1/2/60	South Carolina	W (OT)	107	106	2/15/68	at Houston	L	64	106	1/6/88	at Duke	L	69	107
3/8/60	vs. Western Ky.	L	84	107	12/6/68	vs. Florida State	L	84	111	2/27/88	DePaul	L	82	101
12/10/60	at Brigham Young	L	80	112	12/7/68	vs. Florida	L	62	111	11/28/88	Oral Roberts	W	108	103
1/4/61	Miami (Ohio)	W (2OT)	102	100	12/12/69	at UCLA	L	69	127	12/10/88	Duke	L	102	117
12/4/61	at Morehead State	L	81	107	1/9/70	at Florida State	L	63	114	12/19/88	at Florida	L	81	101
1/6/62	Oklahoma City	L (OT)	113	118	1/10/70	at Jacksonville	L	87	121	1/7/89	at Georgetown	L	79	112
1/30/62	at Tampa	L	95	113	1/24/70	at Stetson	L	88	116	1/24/89	Providence	L	91	106
2/10/62	Loyola (La.)	L	70	113	1/29/70	at Tulane	L	90	105	2/1/89	New Mexico	L	93	110
2/5/63	Jacksonville	W	112	105	2/7/70	Florida A&M	W	118	111	2/6/89	South Florida	W (2OT)	106	104
3/19/63	vs. Providence	L	96	106	2/12/70	at Centenary	L	86	107	2/8/89	Tennessee Tech	W	111	101
1/9/64	at Florida	L	91	114	2/14/70	at Houston	L	98	118	2/22/89	at Texas	L	104	123
1/29/64	at Tampa	W	134	104	2/28/70	Florida State	L	96	112	1/10/90	Kansas	L	73	100
12/1/64	at Tampa	W	136	119	3/4/70	Jacksonville	L	97	108	1/27/90	at Notre Dame	L	60	107
2/9/65	Tampa	W	141	110	12/29/70	at Maryland	L	77	111	2/21/90	at Providence	L	67	101
12/9/65	at San Francisco	L	89	105	1/8/71	at Florida State	L	106	114	12/27/90	Miami (Ohio)	L (2OT)	99	101
12/18/65	Ohio University	W	105	100	1/9/71	at Jacksonville	L	82	124	1/3/07	at North Carolina	L	64	105
1/12/66	at Florida	L	66	111	1/23/71	at Creighton	L	84	104					
2/12/66	Jacksonville	W	117	104	2/6/71	Loyola (La.)	L	88	107					
2/17/66	at Houston	L	96	111	12/21/85	at UCLA	L	64	109					

## REGULAR SEASON TOURNAMENTS

## 1954-55

## Blue Gray Tournament

## (Montgomery, Ala.)

12/17	vs. Tennessee	L, 89-80
12/18	vs. Washington & Lee	W, 80-75

## 1955-56

## Orange Bowl Classic (Miami, Fla.)

12/29	vs. Tulane	W, 86-75
12/30	vs. West Virginia	L, 83-78

## Senior Bowl Classic (Mobile, Ala.)

1/04	vs. Memphis State	L, 79-71
1/05	vs. Clemson	L, 98-76

## 1956-57

## Orange Bowl Classic (Miami, Fla.)

12/27	vs. Connecticut	L, 74-70
12/28	vs. Valparaiso	L, 81-76
12/29	vs. Seton Hall	L, 92-80

## 1957-58

## Montgomery Classic

## (Montgomery, Ala.)

12/13	vs. Mississippi	L, 66-64
12/14	vs. Texas Christian	L, 82-59

## 1958-59

## Steel Bowl Classic (Pittsburgh, Pa.)

12/12	vs. Pittsburgh	L, 69-65
12/13	vs. Clemson	L, 66-61

The Citadel Invitational  
(Charleston, S.C.)

12/20	vs. The Citadel	L, 93-77
-------	-----------------	----------

## Hurricane Classic

12/29	vs. Tulane	W, 94-74
12/30	vs. Miami (Ohio)	L, 89-87 (OT)

## 1959-60

## Hurricane Classic

12/28	vs. Brigham Young	W, 110-93
12/29	vs. Xavier	W, 87-69

## 1960-61

## Hurricane Classic

12/28	vs. Army	W, 82-75
12/29	vs. Holy Cross	W, 77-71

## 1961-62

## Hurricane Classic

12/28	vs. Miami (Ohio)	W, 83-73
12/29	vs. Temple	L, 85-67

## 1962-63

## Hurricane Classic

12/27	vs. Cornell	W, 94-85
12/28	vs. Pittsburgh	W, 86-85

## 1963-64

## Hurricane Classic

12/27	vs. Army	W, 79-71
12/28	vs. Syracuse	L, 86-85 (OT)

## 1964-65

## Steel Bowl (Pittsburgh, Pa.)

12/4	vs. Duquesne	W, 99-95
12/5	vs. Pittsburgh	W, 85-71

## Hurricane Classic

12/28	vs. Yale	W, 86-71
12/29	vs. Maryland	W, 80-73

## 1965-66

## Hurricane Classic

12/27	vs. Boston	W, 81-60
12/28	vs. Louisville	L, 86-84 (OT)

## 1966-67

## Volunteer Classic

12/16	vs. Clemson	L, 73-64
12/17	vs. Auburn	W, 87-73

## Hurricane Classic

12/27	vs. Pennsylvania	W, 82-78
12/28	vs. Western Kentucky	L, 94-89

## 1967-68

## Hurricane Classic

12/27	vs. Dartmouth	W, 100-81
12/28	vs. NYU	W, 102-91

## 1968-69

## Sunshine State Classic (Jacksonville, Fla.)

12/6	vs. Florida State	L, 111-84
12/7	vs. Florida	L, 111-62

Marshall Tournament  
(Huntington, W.Va.)

12/20	vs. Yale	W, 77-71
12/21	vs. Maryland	L, 95-92

## Hurricane Classic

12/27	vs. Pittsburgh	W, 72-70
12/28	vs. Illinois	L, 86-76

## 1969-70

## Steel Bowl (Pittsburgh, Pa.)

12/5	vs. Pittsburgh	W, 85-67
12/6	vs. Duquesne	L, 94-88

## Hurricane Classic

12/29	vs. Seton Hall	L, 76-69
12/30	vs. Ohio	L, 99-74

## 1970-71

## Husker Classic (Lincoln, Neb.)

12/18	vs. Nebraska	L, 85-58
12/19	vs. Oklahoma City	L, 94-91 (OT)

## 1985-86

## AMI Classic

11/29	vs. Georgia State	W, 82-77
11/30	vs. Georgia	W, 81-78

## Orange Bowl Tournament

12/27	vs. Brown	L, 62-61
12/28	vs. Manhattan	W, 79-61

## 1986-87

## AMI Classic

11/28	vs. Central Florida	W, 64-54
11/29	vs. Penn State	L, 74-61

## Palm Beach Hurricane Classic

12/29	vs. Yale	W, 78-75 (OT)
12/30	vs. Stanford	W, 71-58

## Puerto Rico Tournament

1/8	vs. Bayamon (PR)	W, 75-54
1/9	vs. Rio Piedras (PR)	W, 111-64
1/10	vs. Radford	W, 66-62

## 1987-88

Great Alaska Shootout  
(Anchorage, Alaska)

11/27	vs. Michigan	L, 109-76
11/28	vs. Duquesne	W, 84-73
11/29	vs. Alaska Anchorage	L, 78-77

## City of Miami Classic (Miami, Fla.)

12/4	vs. Colgate	W, 96-68
12/5	vs. South Carolina	L, 76-63

Eastern Airlines Palm Beach Classic  
(Palm Beach, Fla.)

12/29	vs. American	W, 104-70
12/30	vs. Purdue	L, 110-82

## 1988-89

## Chaminade Classic

12/23	vs. St. Louis	L, 86-73
12/24	vs. Eastern Illinois	W, 83-68
12/25	vs. Old Dominion	W, 77-76

Eastern Airlines Palm Beach Classic  
(Palm Beach, Fla.)

12/28	vs. Penn	W, 102-69
12/30	vs. Wichita State	W, 81-59

## 1989-90

Eastern Airlines Palm Beach Classic  
(Palm Beach, Fla.)

12/27	vs. Lehigh	L, 83-59
12/29	vs. Boston College	L, 69-60

## 1990-91

Eastern Airlines Palm Beach Classic  
(Palm Beach, Fla.)

12/27	vs. Miami (Ohio)	L, 101-99
12/28	vs. Mississippi St.	W, 74-67

## 1991-92

San Juan Shootout  
(San Juan, Puerto Rico)

11/29	vs. Maine	W, 62-57
11/30	vs. Eastern Kentucky	L, 66-61
12/1	vs. Tennessee	W, 72-60

Palm Beach Classic  
(Palm Beach, Fla.)

12/27	vs. Marshall	W, 70-55
12/29	vs. George Washington	L, 78-64

## 1994-95

## Orange Bowl Classic (Miami, Fla.)

12/28	vs. UNLV	L, 56-55
-------	----------	----------

## 1995-96

## Orange Bowl Classic (Miami, Fla.)

12/27	vs. Tennessee	L, 56-54
-------	---------------	----------

## 1996-97

## Orange Bowl Classic (Miami, Fla.)

12/28	vs. DePaul	W, 61-45
-------	------------	----------

## 1997-98

## Orange Bowl Classic (Miami, Fla.)

12/27	vs. Georgia Tech	L, 69-61
-------	------------------	----------

## 1998-99

## Orange Bowl Classic (Sunrise, Fla.)

12/27	vs. Ohio State	W, 72-64
-------	----------------	----------

## 1999-00

## Orange Bowl Classic (Sunrise, Fla.)

12/18	vs. North Carolina	L, 78-68
-------	--------------------	----------

San Juan Shootout  
(San Juan, Puerto Rico)

12/20	vs. UL-Lafayette	L, 66-60
12/21	vs. Detroit-Mercy	W, 68-64
12/22	vs. Illinois State	L, 87-78

## 2000-01

## Orange Bowl Classic (Sunrise, Fla.)

12/16	vs. Nebraska	L, 72-64
-------	--------------	----------

## 2001-02

## Paradise Jam (U.S. Virgin Islands)

11/18	vs. Eastern Michigan	W, 93-56
11/19	vs. UAB	W, 81-79
11/20	vs. Clemson	W, 67-65

## Orange Bowl Classic (Miami, Fla.)

12/15	vs. Indiana	W, 58-53
-------	-------------	----------

## 2002-03

## Orange Bowl Classic (Miami, Fla.)

12/21	vs. Florida	L, 94-93 (2OT)
-------	-------------	----------------

## 2003-04

Las Vegas Tournament  
(Coral Gables, Fla.)

11/21	vs. Lubbock Christian	W, 86-66
11/23	vs. UL-Monroe	W, 78-60

Las Vegas Tournament  
(Las Vegas, Nev.)

11/25	vs. Rhode Island	L, 54-53
11/26	vs. Bradley	L, 83-82

## Orange Bowl Classic (Miami, Fla.)

12/20	vs. Temple	W, 72-66
-------	------------	----------

## 2004-05

## Orange Bowl Classic (Miami, Fla.)

11/27	vs. Xavier	L, 83-70 (OT)
-------	------------	---------------

## 2005-06

## BCA Classic (Seattle, Wash.)

11/13	vs. Texas-Arlington	W, 76-65
11/14	vs. Air Force	L, 53-57
11/15	vs. Wisc.-Green Bay	W, 80-54

## Orange Bowl Classic (Sunrise, Fla.)

12/31	vs. Louisville	L, 58-43
-------	----------------	----------

## 2006-07

American Youth Classic  
(Evansville, Ind.)

11/17	vs. Evansville	W, 74-69
11/18	vs. Buffalo	L, 60-57
11/19	vs. Cleveland State	L, 78-67

## Orange Bowl Classic (Miami, Fla.)

12/30	vs. Nebraska	L, 82-67
-------	--------------	----------

## 2007-08

Puerto Rico Tip-Off  
(San Juan, Puerto Rico)

11/15	vs. Marist	W, 85-61
11/16	vs. VCU	W, 69-63
11/18	vs. Providence	W, 64-58

## Orange Bowl Classic (Sunrise, Fla.)

12/29	vs. Winthrop	L, 76-70
-------	--------------	----------

## 2008-09

## Paradise Jam (U.S. Virgin Islands)

11/21	vs. Southern Miss	W, 70-60
11/23	vs. UConn	L, 76-63
11/24	vs. San Diego	W, 80-45

## 2009-10

## Charleston Classic (Charleston, S.C.)

11/19	vs. Tulane	W, 74-54
11/20	vs. UNC Wilmington	W, 67-60
11/22	vs. South Carolina	W, 85-70

## Orange Bowl Classic (Sunrise, Fla.)

12/19	vs. Florida Atlantic	W, 87-69
-------	----------------------	----------

## 2010-11

Las Vegas Holiday Hoops Classic  
(Las Vegas, Nev.)

12/12	Stetson (at UM)	W, 68-54
12/21	vs. Oral Roberts	W, 69-56
12/22	vs. Rice	W, 73-67
12/23	vs. Akron	W, 69-61

## Orange Bowl Classic (Sunrise, Fla.)

12/18	vs. UCF	L, 84-78
-------	---------	----------

## 2011-12

## Orange Bowl Classic (Sunrise, Fla.)

12/17	vs. FAU	W, 93-90 (2OT)
-------	---------	----------------

## 2012-13

## Diamond Head Classic (Honolulu, HI)

12/22	at Hawai'i	W, 73-58
12/23	vs. Arizona	L, 50-69
12/25	vs. Indiana State	L, 55-57 (OT)

## 2013-14

## Wooden Legacy (Anaheim, Calif.)

11/18	at Co. of Charleston	W, 70-54
11/28	vs. Geo. Wash.	L, OT, 63-71
11/29	at Cal St. Fullerton	W, 48-46
12/01	vs. Arizona State	W, 60-57



## YEAR-BY-YEAR TEAM STATS

	FG-A	Pct	3FG-A	Pct	FT-A	Pct	Reb	Avg	PF-DQ	A	TO	Blk	Stl	Pts-Avg
1955-56 Miami Opponents	789-2043 759-1976	.386 .384	— —	— —	592-839 597-909	.706 .657	1271 1121	48.9 42.9	545-30 503-16	— —	— —	— —	— —	2170-83.5 2115-81.3
1956-57 Miami Opponents	691-1892 786-1980	.365 .396	— —	— —	647-914 595-880	.708 .676	1198 1343	46.1 51.6	531-24 546-23	— —	— —	— —	— —	2029-78.0 2167-83.3
1957-58 Miami Opponents	654-1636 625-1640	.399 .381	— —	— —	433-623 391-585	.697 .668	999 943	45.4 42.8	419-12 435-20	— —	— —	— —	— —	1741-79.1 1641-74.6
1958-59 Miami Opponents	808-1910 769-2004	.421 .384	— —	— —	574-825 481-817	.696 .671	1252 1029	50.1 41.1	510-19 565-30	— —	— —	— —	— —	2190-87.6 2029-80.8
1959-60 Miami Opponents	882-1961 828-2034	.449 .407	— —	— —	663-897 536-793	.739 .676	1478 1398	54.7 51.8	562-19 619-36	— —	— —	— —	— —	2427-89.9 2192-81.2
1960-61 Miami Opponents	888-1924 766-1891	.462 .405	— —	— —	454-679 504-721	.671 .699	1395 1208	51.5 45.1	509-20 501-17	— —	— —	— —	— —	2230-82.6 2036-75.4
1961-62 Miami Opponents	841-1994 803-1875	.421 .426	— —	— —	387-567 439-666	.683 .659	1434 1198	55.2 46.1	492-26 431-13	— —	— —	— —	— —	2069-79.7 2045-78.7
1962-63 Miami Opponents	982-2151 880-2051	.457 .435	— —	— —	545-739 441-651	.738 .678	1559 1155	55.7 41.2	490-14 532-30	— —	— —	— —	— —	2509-89.6 2201-78.6
1963-64 Miami Opponents	991-2194 946-2060	.452 .459	— —	— —	593-780 460-707	.760 .645	1483 1268	54.9 46.9	545-19 577-33	— —	— —	— —	— —	2575-95.4 2352-87.1
1964-65 Miami Opponents	958-2077 865-1970	.461 .436	— —	— —	642-807 460-680	.796 .677	1462 1145	55.2 44.0	521-18 588-32	— —	— —	— —	— —	2558-98.4 2190-84.2
1965-66 Miami Opponents	850-1920 855-1971	.437 .434	— —	— —	571-806 498-751	.709 .663	1363 1299	52.4 50.0	539-21 581-27	— —	— —	— —	— —	2271-87.3 2208-84.9
1965-66 Miami Opponents	850-1920 855-1971	.437 .434	— —	— —	571-806 498-751	.709 .663	1363 1299	52.4 50.0	539-21 581-27	— —	— —	— —	— —	2271-87.3 2208-84.9
1966-67 Miami Opponents	809-1814 831-1839	.444 .452	— —	— —	514-712 429-629	.722 .682	1333 1081	51.3 41.7	490-26 499-27	— —	— —	— —	— —	2126-81.8 2091-80.4
1967-68 Miami Opponents	905-1936 937-2138	.467 .438	— —	— —	558-765 545-788	.729 .691	1337 1345	47.8 48.0	531-30 532-18	— —	— —	— —	— —	2368-84.6 2419-86.4
1968-69 Miami Opponents	777-1731 777-1702	.444 .457	— —	— —	431-607 494-684	.710 .722	1238 1017	51.6 41.1	492-23 448-15	— —	— —	— —	— —	1985-82.0 2048-85.0
1969-70 Miami Opponents	911-2069 992-2051	.442 .484	— —	— —	471-684 537-743	.692 .723	1289 1347	49.5 51.8	527-26 518-13	— —	— —	— —	— —	2293-88.2 2521-96.9
1970-71 Miami Opponents	849-1954 909-1893	.435 .480	— —	— —	445-723 555-793	.616 .669	1270 1335	48.8 51.3	542-22 544-19	— —	— —	— —	— —	2143-82.4 2373-91.3
1985-86 Miami Opponents	805-1692 902-1910	.476 .472	— —	— —	396-603 327-500	.657 .654	1059 1061	37.8 37.9	468-22 545-18	453 499	441 356	109 54	156 228	2006-71.6 2131-76.1
1986-87 Miami Opponents	869-1922 857-1954	.452 .439	127-332 151-370	.383 .408	467-686 470-710	.681 .662	363-791-1263 333-698-1150	40.7 37.1	609-24 621-29	491 435	534 433	128 48	169 282	2332-75.2 2335-75.3
1987-88 Miami Opponents	897-1826 922-2104	.491 .438	132-374 116-338	.353 .343	527-736 440-645	.716 .682	306-771-1151 431-668-1190	37.1 38.4	558-9 618-12	542 475	563 472	175 60	198 288	2453-79.1 5400-77.4
1988-89 Miami Opponents	1024-2083 1040-2129	.492 .488	173-496 146-385	.349 .379	588-832 552-838	.707 .659	317-739-1164 419-772-1302	37.5 42.0	678-23 666-23	583 516	513 542	102 62	287 256	2809-90.6 2778-89.6
1989-90 Miami Opponents	737-1723 800-1688	.428 .474	169-460 117-328	.367 .357	371-572 415-606	.649 .685	283-582-962 320-710-1146	34.4 40.9	518-16 506-22	406 407	407 471	77 71	245 163	2014-71.9 2132-76.1
1990-91 Miami Opponents	729-1657 770-1624	.440 .474	145-386 142-426	.376 .333	424-604 396-590	.702 .671	333-542-1002 298-556-985	35.8 35.2	524-24 551-16	381 425	458 442	86 84	230 190	2027-72.4 2078-74.2



## YEAR-BY-YEAR TEAM STATS

	FG-A	Pct	3FG-A	Pct	FT-A	Pct	Reb	Avg	PF-DQ	A	TO	Blk	Stl	Pts-Avg
1991-92 Miami Opponents	671-1692 709-1627	.397 .436	128-404 168-446	.314 .377	471-736 574-857	.640 .670	375-591-1098 431-710-1141	34.3 35.7	701-8 645-7	372 440	500 516	131 129	259 248	1941-60.7 2160-67.5
1992-93 Miami Opponents	692-1600 683-1543	.433 .443	186-521 138-356	.357 .388	359-599 500-721	.599 .693	392-586-978 389-664-1050	36.2 38.9	575-21 534-9	449 397	421 434	128 88	421 204	1929-71.4 2004-74.2
1993-94 Miami Opponents	638-1523 645-1626	.419 .397	138-428 172-466	.322 .369	276-472 447-661	.585 .676	382-685-1067 412-616-1028	39.5 38.1	537-15 483-14	413 388	543 371	141 97	191 286	1690-62.6 1909-70.7
1994-95 Miami Opponents	653-1627 658-1637	.401 .402	155-486 177-546	.319 .324	370-568 395-590	.651 .669	406-683-1089 410-664-1074	38.9 38.4	542-15 526-20	377 368	485 446	123 87	218 249	1831-64.5 1888-67.4
1995-96 Miami Opponents	667-1577 662-1601	.423 .413	145-455 186-514	.319 .362	404-642 363-539	.629 .673	411-676-1087 370-630-1000	38.8 35.7	542-10 566-19	392 363	477 451	121 87	224 229	1883-67.3 1873-66.9
1996-97 Miami Opponents	695-1169 632-1662	.416 .380	107-360 146-507	.297 .288	390-603 411-617	.647 .666	414-691-1105 445-681-1126	38.1 38.8	560-17 558-18	406 314	488 488	173 97	235 243	1887-65.1 1821-62.8
1997-98 Miami Opponents	735-1669 634-1672	.440 .379	114-397 165-571	.287 .289	378-572 403-622	.661 .648	388-732-1120 422-660-1082	40.0 38.6	563-11 521	395 352	496 502	120 72	259 241	1962-70.1 1836-65.6
1998-99 Miami Opponents	791-1671 695-1810	.473 .384	123-369 193-614	.333 .314	473-677 367-570	.699 .644	389-791-1180 429-607-1036	39.3 34.5	521-8 587	458 368	575 530	158 81	259 315	2178-72.6 1950-65.0
1999-00 Miami Opponents	849-1971 741-1883	.431 .394	132-440 190-637	.300 .298	516-690 455-669	.748 .680	489-793-1282 467-738-1205	37.7 35.4	615-10 639	498 406	504 615	126 110	286 232	2346-69.0 2127-62.6
2000-01 Miami Opponents	713-1728 677-1576	.413 .430	206-595 187-541	.346 .346	407-568 422-597	.717 .707	396-628-1024 372-711-1083	35.3 37.3	567-10 539	409 392	434 553	137 144	257 219	2039-70.3 1963-67.7
2001-02 Miami Opponents	818-1902 754-1885	.430 .400	236-684 208-673	.345 .309	523-678 440-652	.771 .675	388-786-1174 453-780-1233	36.7 38.5	593-5 609	525 401	460 554	190 121	285 236	2395-74.8 2156-67.4
2002-03 Miami Opponents	692-1627 664-1523	.425 .436	171-513 183-503	.333 .364	401-559 413-597	.717 .692	370-648-1018 318-653-971	36.4 34.7	557-11 517	393 348	463 497	119 113	272 240	1956-69.9 1924-68.7
2003-04 Miami Opponents	793-1765 736-1629	.449 .452	177-523 155-454	.338 .341	385-546 440-647	.705 .680	387-673-1060 343-674-1017	35.5 33.9	572-10 514	406 409	462 514	105 111	256 243	2148-71.6 2067-68.9
2004-05 Miami Opponents	761-1768 724-1700	.430 .426	197-561 236-653	.351 .361	352-523 336-508	.673 .661	433-714-1147 355-669-1024	39.6 35.3	484-11 503-7	337 369	376 398	139 117	209 170	2071-71.4 2020-69.7
2005-06 Miami Opponents	825-1895 728-1756	.435 .415	218-625 245-663	.349 .370	440-631 512-711	.697 .720	446-741-1187 386-722-1108	34.9 32.6	603-10 584-5	399 447	421 479	135 126	241 192	2308-67.9 2213-65.1
2006-07 Miami Opponents	833-1916 779-1681	.435 .463	208-588 259-677	.354 .383	405-577 515-742	.702 .694	451-673-1124 341-721-1062	35.1 33.2	624-18 588-9	398 460	405 442	93 136	202 171	2279-71.2 2332-72.9
2007-08 Miami Opponents	867-1985 803-1972	.437 .407	236-613 239-677	.385 .353	572-766 464-695	.747 .668	433-860-1293 432-790-1222	38.0 35.9	638-12 678-17	451 400	454 494	157 136	202 218	2542-74.8 2309-67.9
2008-09 Miami Opponents	796-1865 738-1863	.427 .396	251-682 226-703	.368 .321	482-706 421-579	.683 .727	463-809-1272 378-729-1107	39.8 34.6	539-8 618-18	406 427	427 412	122 125	194 205	2325-72.7 2123-66.3
2009-10 Miami Opponents	843-1820 737-1813	.463 .407	245-670 210-635	.366 .331	459-677 452-645	.678 .701	385-801-1186 371-711-1082	35.9 32.8	573-12 584-14	461 417	464 448	146 105	229 239	2390-72.4 2136-64.7
2010-11 Miami Opponents	872-1955 833-1999	.446 .417	283-750 245-693	.377 .354	552-761 522-756	.725 .690	429-879-1308 400-771-1171	36.3 32.5	650-17 674-14	416 447	498 430	124 120	203 255	2579-71.6 2433-67.6
2011-12 Miami Opponents	814-1890 778-1847	.431 .421	250-714 209-641	.350 .326	454-630 416-609	.721 .683	372-775-1147 381-771-1152	34.8 34.9	539-14 576-16	392 410	382 436	118 120	210 200	2332-70.7 2181-66.1
2012-13 Miami Opponents	895-1968 795-1987	.455 .400	254-701 226-694	.362 .326	465-680 365-562	.684 .649	369-918-1287 365-810-1175	35.8 32.6	525-7 623-14	408 389	385 425	159 105	223 193	2509-69.7 2181-60.6
2013-14 Miami Opponents	712-1690 695-1713	.421 .406	186-576 221-622	.323 .355	419-610 353-534	.687 .661	362-778-1140-34.5 340-718-1058-32.1		522-8 538-5	346 373	335 319	124 88	161 162	2029-61.5 1964-59.5





## ANNUAL LEADERS - SCORING &amp; REBOUNDING

OPPONENT INDIVIDUAL  
SINGLE-GAME HIGHS

<b>Points</b>	<b>58</b>
Danny Ferry (Duke) 12/10/88	
<b>Field Goals Made</b>	<b>23</b>
Danny Ferry (Duke) 12/10/88	
<b>Field Goals Attempted</b>	<b>31</b>
Victor Page (Georgetown) 3/6/97	
<b>FG%</b>	<b>1.000 (11-11)</b>
Hakim Warrick (Syracuse) 2/14/04	
<b>3-PT FGM</b>	<b>9</b>
Lewis Clinch (Georgia Tech) 3/4/09	
Mike Hargett (George Mason) 11/23/90	
<b>3-PT FGA</b>	<b>20</b>
Terrell Stoglin (Maryland) 2/1/12	
<b>3-PT FG%</b>	<b>1.000 (5-5)</b>
Jerry McCullough (Pittsburgh) 1/12/94	
C.J. Harris (Wake Forest) 2/23/13	
<b>Free Throws Made</b>	<b>17</b>
Jason Lawson (Villanova) 3/5/94	
Troy Bell (Boston College) 1/13/01	
C.J. Harris (Wake Forest) 2/9/11	
<b>Free Throws Attempted</b>	<b>21</b>
Jason Lawson (Villanova) 3/5/94	
<b>FT%</b>	<b>1.000 (17-17)</b>
Troy Bell (Boston College) 1/13/01	
<b>Rebounds</b>	<b>24</b>
Darrell Coleman (South Florida) 3/1/88	
<b>Assists</b>	<b>14</b>
Tommy Amaker (Duke) 2/19/86	
Brandon Knight (Pittsburgh) 3/8/02	
<b>Steals</b>	<b>8</b>
Eric Murdock (Providence) 1/27/88	
<b>Blocked Shots</b>	<b>13</b>
Kyle Davis (Auburn) 3/14/01	
<b>Turnovers</b>	<b>11</b>
Zlatko Savovic (Lehigh) 12/27/01	

Only seven players in program history have led the Hurricanes in scoring at least three-straight seasons: John Tobin (1940, 41, 42), Dick Hickox (1959, 60, 61), Don Curnutt (1968, 69, 70), Eric Brown (1986, 87, 88, 89), Tim James (1997, 98, 99), Darius Rice (2001, 02, 03, 04) and Jack McClinton (2007, 08, 09).

## SCORING

Year	Player	FG	FT	Pts
1926-27	No record available			
1927-28	Rodger Ashman			169
1928-29	Rodger Ashman	49	18	116
1929-31	No record available			
1931-32	Polger	71	25	167
1932-38	No team			
1938-39	No record available			
1939-40	John Tobin	86	24	196
1940-41	John Tobin	71	27	169
1941-42	John Tobin	91	39	221
1943-45	No records available			
1945-46	Louis Edwards	53	17	123
1946-47	Bob Campbell	164	39	367
1947-48	Abe Friedman	92	37	221
1948-49	Bob Campbell	164	39	367
1949-50	Mackey MacDonald	134	48	316
1950-51	Sy Chadroff	107	54	268
1951-52	Sy Chadroff	180	999	459
1952-53	Howard Keene	112	126	350
1953-54	Willie Schayowitz	95	37	227
1954-55	Dick Miani	114	73	301
1955-56	Dick Miani	186	139	511
1956-57	Gene Stage	158	145	461
1957-58	Gene Stage	137	79	353
1958-59	Dick Hickox	161	131	453
1959-60	Dick Hickox	219	158	596
1960-61	Dick Hickox	180	120	480
1961-62	Mike McCoy	199	80	478
1962-63	Mike McCoy	237	80	554
1963-64	Rick Barry	314	242	870
1964-65	Rick Barry	340	293	973
1965-66	Mike Wittman	208	151	567
1966-67	Mike Wittman	219	147	585
1967-68	Don Curnutt	268	99	635
1968-69	Don Curnutt	262	138	662
1969-70	Don Curnutt	283	143	709
1970-71	Willie Allen	184	129	497
1972-85	No team			
1985-86	Eric Brown	174	112	460
1986-87	Eric Brown	183	114	460
1987-88	Eric Brown	193	161	551
1988-89	Eric Brown	255	246	765
1989-90	Joe Wylie	210	91	514
1990-91	Joe Wylie	186	143	515
1991-92	Jerome Scott	100	122	371
1992-93	Steven Edwards	127	97	430
1993-94	Jamal Johnson	102	53	257
1994-95	Steven Edwards	102	91	359
1995-96	Steven Edwards	114	68	361
1996-97	Tim James	165	73	405
1997-98	Tim James	184	97	469
1998-99	Tim James	215	115	557
1999-00	Johnny Hemsley	194	90	542
2000-01	Darius Rice	140	67	409
2001-02	Darius Rice	155	92	478
2002-03	Darius Rice	170	99	506
2003-04	Darius Rice	166	85	472
2004-05	Guillermo Diaz	190	97	538
2005-06	Guillermo Diaz	194	120	586
2006-07	Jack McClinton	163	102	519
2007-08	Jack McClinton	179	114	566
2008-09	Jack McClinton	200	116	617
2009-10	James Dews	147	35	381
2010-11	Malcolm Grant	158	122	532
2011-12	Durand Scott	136	97	388
2012-13	Shane Larkin	183	87	522
2013-14	Rion Brown	174	102	513

## REBOUNDING

Year	Player	off	def	total
1950-51	Howard Keene	---	---	271
1951-52	Howard Keene	---	---	218
1952-54	No record available			
1954-55	Ken Ryskamp	---	---	181
1955-56	Ed Morris	---	---	322
1956-57	Ed Morris	---	---	246
1957-58	Dick Berghoff	---	---	278
1958-59	Harry Manushaw	---	---	372
1959-60	Harry Manushaw	---	---	321
1960-61	Ron Godfrey	---	---	256
1961-62	Mike McCoy	---	---	338
1962-63	Rick Barry	---	---	351
1963-64	Rick Barry	---	---	448
1964-65	Rick Barry	---	---	475
1965-66	Mike Wittman	---	---	260
1966-67	Billy Soens	---	---	330
1967-68	Billy Soens	---	---	299
1968-69	Wayne Canaday	---	---	319
1969-70	Wayne Canaday	---	---	327
1970-71	Willie Allen	---	---	316
1972-85	No team			
1985-86	Eric Brown	---	---	208
1986-87	Tito Horford	59	178	241
1987-88	Tito Horford	65	206	271
1988-89	Eric Brown	81	168	249
1989-90	Joe Wylie	89	177	266
1990-91	Joe Wylie	110	169	279
1991-92	Constantin Popa	64	88	152
1992-93	Constantin Popa	76	121	197
1993-94	Constantin Popa	57	105	162
1994-95	Constantin Popa	76	114	190
1995-96	Steve Rich	70	90	160
1996-97	Tim James	88	108	196
1997-98	Tim James	90	173	263
1998-99	Tim James	83	163	246
1999-00	Mario Bland	90	147	237
2000-01	John Salmons	62	111	173
2001-02	James Jones	65	138	203
2002-03	James Jones	52	117	169
2003-04	Darius Rice	55	123	178
2004-05	Anthony King	91	134	231
2005-06	Anthony King	104	132	236
2006-07	Dwayne Collins	105	102	207
2007-08	Anthony King	83	156	239
2008-09	Dwayne Collins	95	132	227
2009-10	Dwayne Collins	85	140	225
2010-11	Reggie Johnson	126	221	347
2011-12	Kenny Kadji	58	112	170
2012-13	Kenny Kadji	56	188	244
2013-14	Rion Brown	47	146	193

## ANNUAL LEADERS - ASSISTS, BLOCKED SHOTS, STEALS

## ASSISTS

Year	Player	Assists
1985-86	Bryan Hughes	129
1986-87	Kevin Presto	117
1987-88	Thomas Hocker	136
1988-89	Thomas Hocker	109
1989-90	Thomas Hocker	139
1990-91	Jerome Scott	111
1991-92	Michael Gardner	98
1992-93	Michael Gardner	154
1993-94	Torey McCormick	85
1994-95	Kevin Norris	102
1995-96	Kevin Norris	111
1996-97	Kevin Norris	142
1997-98	Kevin Norris	138
1998-99	Vernon Jennings	167
1999-00	Vernon Jennings	218
2000-01	John Salmons	115
2001-02	John Salmons	195
2002-03	Armondo Surratt	93
2003-04	Armondo Surratt	121
2004-05	Anthony Harris	133
2005-06	Guillermo Diaz	97
2006-07	Anthony Harris	110
2007-08	Lance Hurdle	82
	Jack McClinton	82
2008-09	Jack McClinton	91
2009-10	Malcolm Grant	117
2010-11	Malcolm Grant	115
2011-12	Durand Scott	93
2012-13	Shane Larkin	164
2013-14	Garrius Adams	95

\* Did not become an official NCAA statistic until 1985-86

## BLOCKED SHOTS

Year	Player	Blocks
1985-86	Tim Harvey	46
1986-87	Tito Horford	45
1987-88	Tito Horford	80
1988-89	Dennis Burns	36
1989-90	Joe Wylie	32
1990-91	Joe Wylie	37
1991-92	Constantin Popa	64
1992-93	Constantin Popa	85
1993-94	Constantin Popa	59
1994-95	Constantin Popa	55
1995-96	Tim James	50
1996-97	Tim James	64
1997-98	Tim James	45
1998-99	Tim James	65
1999-00	Elton Tyler	34
2000-01	Dwayne Wimbley	48
2001-02	James Jones	78
2002-03	James Jones	50
2003-04	Gary Hamilton	26
2004-05	Anthony King	86
2005-06	Anthony King	65
2006-07	Brian Asbury	20
2007-08	Anthony King	48
2008-09	Jimmy Graham	36
2009-10	Dwayne Collins	32
2010-11	Reggie Johnson	45
2011-12	Kenny Kadji	51
2012-13	Julian Gamble	63
2013-14	Donnavan Kirk	46

\* Did not become an official NCAA statistic until 1985-86

## STEALS

Year	Player	Steals
1985-86	Bryan Hughes	42
1986-87	Kevin Presto	44
1987-88	Dennis Burns	48
1988-89	Eric Brown	44
1989-90	Jake Morton	45
1990-91	Jerome Scott	70
1991-92	Jerome Scott	77
1992-93	Steven Edwards	56
1993-94	Torey McCormick	43
1994-95	Kevin Norris	49
1995-96	Kevin Norris	45
1996-97	Clifton Clark	47
1997-98	Kevin Norris	68
1998-99	Vernon Jennings	60
1999-00	Vernon Jennings	75
2000-01	John Salmons	57
2001-02	John Salmons	57
2002-03	James Jones	44
2003-04	Robert Hite	61
2004-05	Robert Hite	45
2005-06	Robert Hite	50
2006-07	Brian Asbury	46
2007-08	James Dews	28
2008-09	Dwayne Collins	31
2009-10	Durand Scott	41
2010-11	Durand Scott	43
2011-12	Shane Larkin	50
2012-13	Shane Larkin	71
2013-14	Garrius Adams	42

\* Did not become an official NCAA statistic until 1985-86



# SERIES RECORDS

Opponent	W-L	First	Last Gm.
Agoga	2-0	1928-29	1928-29
Air Force	0-1	2005-06	2005-06
Akron	1-1	1956-57	2010-11
Alabama	0-2	1968-69	2010-11
UAB	1-0	2001-02	2001-02
Alabama State	2-1	1987-88	2007-08
Alaska-Anchorage	0-1	1987-88	1987-88
Albany Ga. Blues	0-1	1938-39	1938-39
Alcorn State	1-0	2006-07	2006-07
Alumni	1-0	1941-42	1941-42
American University	2-1	1970-71	1987-88
Appalachian State	2-0	2004-05	2011-12
Arizona	0-3	1985-86	2012-13
Arizona State	1-2	1989-90	2013-14
Arkansas	1-0	1999-00	1999-00
Arkansas-Pine Bluff	1-0	2002-03	2002-03
Armstrong State	1-0	1986-87	1986-87
Army	3-0	1957-58	1963-64
Auburn	1-1	1966-67	2000-01
Banana River A.F.	1-0	1946-47	1946-47
Baptist	2-0	1985-86	1989-90
Barry	2-0	1991-92	1992-93
Bethune-Cookman	5-0	1988-89	2009-10
Binghamton	0-1	2006-07	2006-07
Birmingham-Southern	1-0	2005-06	2005-06
Boca Chica	1-0	1951-52	1951-52
Boca Raton AAF	1-2	1945-46	1946-47
Boston College	18-24	1962-63	2013-14
Boston University	1-0	1965-66	1965-66
Bowling Green	0-1	1951-52	1951-52
Boynnton	1-0	1939-40	1939-40
Bradley	1-1	1955-56	2003-04
Brandeis	0-1	1953-54	1953-54
Brigham Young	2-2	1959-60	1988-89
Brooklyn College	3-0	1985-86	1989-90
Brown University	1-1	1967-68	1985-86
Bucknell	2-0	1968-69	1969-70
Buffalo	2-1	1993-94	2006-07
Cal State Fullerton	1-0	2013-14	2013-14
Caribbean A.S.	1-0	1945-46	1945-46
Centenary	2-2	1959-60	1969-70
Central Connecticut St.	1-0	1989-90	1989-90
Central Florida	7-2	1986-87	2013-14
Charlotte	4-4	1997-98	2012-13
Checker Cab	1-0	1948-49	1948-49
Church League All-Stars	1-0	1928-29	1928-29
The Citadel	1-1	1958-59	1985-86
Cincinnati	1-0	1946-47	1946-47
City/College of Charleston	2-0	1946-47	2013-14
City Hall	1-0	1928-29	1928-29
Clemson	8-13	1955-56	2013-14
Cleveland State	0-1	2006-07	2006-07
Coast Guard	2-0	1945-46	1945-46
Colgate	1-0	1987-88	1987-88
Colorado	0-1	1956-57	1956-57
Columbia	2-1	1952-53	2000-01
Connecticut	8-16	1956-57	2008-09
Coppin State	2-0	1986-87	1987-88
Cornell	1-0	1962-63	1962-63
Creighton	3-2	1963-64	2005-06
Culver-Stockton	1-0	1951-52	1951-52

Opponent	W-L	First	Last Gm.
Dartmouth	3-1	1950-51	1990-91
Davidson	3-1	1988-89	1991-92
Dayton	1-7	1956-57	1989-90
DePaul	1-6	1987-88	1996-97
Detroit-Mercy	2-0	1999-00	2012-13
Duke	4-17	1962-63	2013-14
Duquesne	2-1	1964-65	1987-88
Eastern Airlines	1-0	1939-40	1939-40
Eastern Illinois	2-1	1948-49	2000-01
Eastern Kentucky	2-1	1967-68	1997-98
Eastern Michigan	1-0	2001-02	2001-02
Eglin Field	0-1	1952-53	1952-53
Elon	0-1	1939-40	1939-40
Evansville	1-0	2006-07	2006-07
Fairfield	0-1	1985-86	1985-86
Fairleigh Dickinson	1-1	1986-87	1987-88
Florida	22-45	1927-28	2008-09
Florida A&M	7-0	1967-68	2001-02
Florida Atlantic	21-1	1988-89	2011-12
Florida Gulf Coast	3-1	2009-10	2012-13
Florida International	12-1	1986-87	2008-09
Florida Southern	60-8	1927-28	2008-09
Florida State	32-41	1950-51	2013-14
Fordham	1-1	1970-71	1994-95
Ft. Lauderdale NAS	0-1	1945-46	1945-46
Furman	0-2	1951-52	1954-55
George Mason	1-1	1989-90	1990-91
George Washington	0-3	1970-71	2013-14
Georgetown	12-19	1954-55	2003-04
Georgia	1-3	1938-39	1992-93
Georgia Southern	1-0	2013-14	2013-14
Georgia State	3-0	1985-86	1998-99
Georgia Tech	11-7	1952-53	2013-14
Hartford	3-1	1985-86	1999-00
Havana	5-1	1927-28	1948-49
Hawai'i	3-1	1967-68	2012-13
Hofstra	1-0	1985-86	1985-86
Holy Cross	1-0	1960-61	1960-61
Houston	5-9	1955-56	1970-71
Howard	1-1	1991-92	2001-02
Illinois	1-1	1968-69	2012-13
Illinois State	0-1	1999-00	1999-00
Indiana State	0-1	2012-13	2012-13
Indiana	1-0	2001-02	2001-02
IPFW	1-0	2003-04	2003-04
Iona	1-0	1959-60	1959-60
Jacksonville Navy	1-2	1941-42	1941-42
Jacksonville University	27-6	1957-58	2012-13
Jewish Prog. AA-Atlanta	0-1	1938-39	1938-39
Junior C. of C.	1-1	1928-29	1928-29
Kansas	1-3	1986-87	1990-91
Kentucky	1-3	1956-57	2008-09
Kentucky Wesleyan	4-1	1955-56	1959-60
Key West Navy	1-0	1951-52	1951-52

Opponent	W-L	First	Last Gm.
Lafayette	4-1	1970-71	2006-07
La Salle	6-9	1950-51	2013-14
Lehigh	6-1	1970-71	2006-07
Long Island	1-0	1988-89	1988-89
Louisiana-Lafayette	0-1	1999-00	1999-00
Louisiana-Monroe	1-0	2003-04	2003-04
LSU	3-1	1950-51	2001-02
Louisville	2-7	1950-51	2006-07
Loyola (MD)	1-0	2013-14	2013-14
Loyola (N.O.)	9-7	1952-53	1970-71
Lubbock Christian	1-0	2003-04	2003-04
Maine	1-0	1991-92	1991-92
Manhattan	1-0	1985-86	1985-86
Marist	2-1	1987-88	2007-08
Marquette	2-3	1985-86	2012-13
Marshall	2-1	1941-42	1991-92
Maryland	13-9	1948-49	2013-14
Maryland-Baltimore Cty.	3-0	1987-88	2003-04
Maryland-Eastern Shore	3-0	1985-86	1988-89
Massachusetts	4-0	2004-05	2012-13
McDill Field	2-0	1945-46	1947-48
McNeese State	1-0	2010-11	2010-11
Mediterranean A.S.	1-0	1945-46	1945-46
Memphis	5-8	1955-56	2011-12
Mercer	1-1	1938-39	1989-90
Miami Beach	1-0	1928-29	1928-29
Miami Beach All-Stars	1-0	1952-53	1952-53
Miami Beach Canoe Club	2-0	1927-28	1927-28
Miami (Ohio)	5-4	1946-47	1990-91
Michigan	0-4	1987-88	2005-06
Michigan State	1-0	2012-13	2012-13
Minnesota	1-1	2009-10	2011-12
Mississippi	3-1	1949-50	2011-12
Mississippi College	1-0	1955-56	1955-56
Mississippi State	2-2	1957-58	2007-08
Missouri	0-1	2001-02	2001-02
Missouri State	1-0	2010-11	2010-11
Monmouth	1-1	1987-88	1999-00
Morehead State	4-3	1946-47	1970-71
Morgan State	2-0	2005-06	2007-08
Mount St. Mary's	1-0	1966-67	1966-67
Muffetts	2-0	1948-49	1949-50
Murray State	2-1	1952-53	1961-62
Navy	0-1	1986-87	1986-87
Navy Rec. Barracks	0-1	1945-46	1945-46
Nebraska	1-4	1951-52	2013-14
Nevada	1-1	1963-64	1965-66
New Hampshire	1-0	2002-03	2002-03
New Mexico	0-2	1986-87	1988-89
New Orleans	0-2	1985-86	1985-86
New York University	1-1	1954-55	1967-68
Niagara	1-0	1964-65	1964-65
Norfolk State	2-0	2004-05	2013-14
North Carolina	5-18	1949-50	2013-14
North Carolina A&T	4-0	2003-04	2009-10
UNC Asheville	1-0	1993-94	1993-94
North Carolina Central	3-0	2008-09	2010-11
NC State	6-11	1939-40	2013-14
UNC Greensboro	2-0	2010-11	2011-12
UNC Wilmington	1-1	1992-93	2009-10
North Florida	3-0	2007-08	2011-12

# SERIES RECORDS

Opponent	W-L	First	Last Gm.
Northeastern	2-0	1990-91	2000-01
Northeastern Illinois	2-0	1994-95	1995-96
Northern Iowa	1-0	1998-99	1998-99
Northwestern	0-1	2006-07	2006-07
Notre Dame	8-8	1985-86	2013-14
Nova Southeastern	1-0	2009-10	2009-10
Ohio State	2-2	1953-54	2008-09
Ohio University	1-1	1965-66	1969-70
Oklahoma City	5-4	1957-58	1970-71
Oklahoma State	1-0	2005-06	2005-06
Old Dominion	1-0	1988-89	1988-89
Oral Roberts	2-1	1988-89	2010-11
Oregon State	0-1	1969-70	1969-70
Pacific	1-0	2012-13	2012-13
Penn State	0-4	1986-87	1994-95
Pennsylvania	5-3	1947-48	2007-08
Pensacola NAS	2-0	1946-47	1946-47
Pepperdine	2-1	1969-70	2010-11
Pi Chi	2-0	1939-40	1940-41
Pittsburgh	16-18	1947-48	2013-14
Ponce de Leon	0-1	1928-29	1928-29
Princeton	1-1	1948-49	1948-49
Providence	15-15	1962-63	2008-09
Purdue	0-3	1987-88	2011-12
Quinnipiac	1-0	1999-00	1999-00
Radford	1-0	1986-87	1986-87
Redland	1-0	1928-29	1928-29
Rhode Island	4-1	1961-62	2003-04
Rice	1-0	2010-11	2010-11
Rider	1-0	1985-86	1985-86
Rio Grande	0-1	1953-54	1953-54
Robert Morris	2-0	1994-95	2008-09
Rollins	36-13	1927-28	1964-65
Rutgers	9-5	1988-89	2011-12
Sacred Heart	1-0	2005-06	2005-06
St. Francis (NY)	1-1	1962-63	2013-14
St. Francis (PA)	2-0	1986-87	2001-02
St. John's	14-16	1962-63	2008-09
St. Joseph's (PA)	1-3	1950-51	1990-91
St. Louis	0-2	1960-61	1988-89
St. Mary's (CA)	5-0	1963-64	2007-08
St. Peter's	1-0	1962-63	1962-63
St. Thomas*	2-0	1969-70	1987-88
Sam Houston State	1-0	1993-94	1993-94
San Diego	1-0	2008-09	2008-09
San Diego State	1-1	1986-87	1987-88
San Francisco	2-1	1960-61	1965-66
Santa Clara	0-3	1960-61	1965-66
Savannah State	4-0	1988-89	2013-14
Sebring A.C.	1-0	1927-28	1927-28
Sebring Firemen	1-0	1930-31	1930-31
Seton Hall	8-15	1956-57	2003-04
Seventh Naval District	0-1	1945-46	1945-46
Shenandoah Presb.	1-0	1940-41	1940-41
South Carolina	6-3	1948-49	2009-10
South Carolina State	1-1	2004-05	2009-10
South Carolina Upstate	1-0	2009-10	2009-10
South Florida	6-2	1987-88	1990-91

Opponent	W-L	First	Last Gm.
Southern California	0-2	1990-91	1992-93
Southern Illinois	1-0	1997-98	1997-98
Southern Methodist	0-2	1990-91	1991-92
Southern Miss	2-1	1955-56	2008-09
Southwest Texas State	0-1	1992-93	1992-93
Spring Hill College	0-2	1955-56	1956-57
Stanford	1-1	1986-87	1988-89
Stetson	49-33	1927-28	2012-13
Syracuse	5-16	1963-64	2013-14
Tampa	44-10	1939-40	1968-69
Teachers College of Conn.	1-0	1950-51	1950-51
Temple	1-2	1961-62	2005-06
Tennessee	1-3	1954-55	1996-97
Tennessee-Martin	1-0	2000-01	2000-01
Tennessee Tech	5-0	1946-47	2011-12
Texas	1-2	1987-88	2007-08
Texas A&M	3-0	1956-57	2002-03
Texas-Arlington	1-0	2005-06	2005-06
Texas Christian	0-1	1957-58	1957-58
Texas Southern	1-0	2013-14	2013-14
Texas Tech	1-0	1952-53	1952-53
Toledo	1-0	1956-57	1956-57
Toronto	1-0	1958-59	1958-59
Towson State	1-0	1985-86	1985-86
Tulane	5-4	1946-47	2009-10
Tulsa	1-1	1961-62	1999-00
Turner's Sports Shop	2-2	1928-29	1930-31
UCLA	0-4	1969-70	1997-98
UNLV	0-2	1994-95	1996-97
Utah	1-0	1965-66	1965-66
Valparaiso	1-1	1956-57	2011-12
Villanova	10-13	1991-92	2003-04
Virginia	10-6	1965-66	2013-14
Virginia Commonwealth	3-1	1987-88	2007-08
Virginia Tech	14-12	2000-01	2013-14
Volks A.C.	0-1	1927-28	1927-28
Wagner	0-1	1993-94	1993-94
Wake Forest	7-9	1939-40	2013-14
Washington	0-3	1967-68	1989-90
Washington & Lee	1-0	1954-55	1954-55
West Virginia	7-8	1955-56	2011-12
Western Kentucky	1-13	1946-47	1966-67
Wichita State	1-0	1988-89	1988-89
William & Mary	1-0	1965-66	1965-66
Winthrop	2-2	1986-87	2007-08
Wisconsin	0-2	1985-86	1986-87
Wisconsin-Green Bay	2-1	1985-86	2005-06
Wofford	2-0	2004-05	2005-06
Xavier	2-1	1955-56	2004-05
Yale	4-2	1950-51	1986-87
YMHA	2-0	1940-41	1948-49

\* Formerly Biscayne College



## ALL-TIME SERIES RESULTS

**A - A - A****AGOGA (2-0)**

1928-29	W	49-19	(h)
1928-29	W	63-33	(h)

**AIR FORCE (0-1)**

11/14/05	L	57-53	(n)
----------	---	-------	-----

**AKRON (1-1)**

12/8/56	L	106-80	(a)
12/23/10	W	69-61	(n)

**ALABAMA (0-2)**

12/13/68	L	85-72	(a)
3/23/11	L	79-64	(a)

**UAB (1-0)**

11/19/01	W	81-79	(n)
----------	---	-------	-----

**ALABAMA STATE (2-1)**

12/21/87	W	110-107	(h)
12/16/89	L	98-81	(h)
11/28/07	W	83-74	(h)

**ALASKA ANCHORAGE (0-1)**

11/29/87	L	78-77	(a)
----------	---	-------	-----

**ALBANY GA. BLUES (0-1)**

1938-39	L	53-35	(a)
---------	---	-------	-----

**ALCORN STATE (1-0)**

11/14/06	W	96-57	(h)
----------	---	-------	-----

**ALUMNI (1-0)**

1941-42	W	52-32	(h)
---------	---	-------	-----

**AMERICAN (2-1)**

2/13/71	L	93-82	(a)
2/26/86	W	73-64	(h)
12/29/87	W	104-70	(n)

**APPALACHIAN STATE (2-0)**

12/30/04	W	80-63	(h)
12/30/11	W	84-54	(h)

**ARIZONA (0-3)**

1/18/86 (OT)	L	81-74	(h)
12/19/89	L	83-53	(a)
12/23/12	L	69-50	(n)

**ARIZONA STATE (1-2)**

1/20/90	L	62-58	(h)
12/23/91	L	62-57	(a)
12/1/13	W	60-57	(n)

**ARKANSAS (1-0)**

3/17/00	W	75-71	(n)
---------	---	-------	-----

**ARKANSAS-PINE BLUFF (1-0)**

12/18/02	W	79-42	(h)
----------	---	-------	-----

**ARMSTRONG STATE (1-0)**

2/16/87	W	97-47	(h)
---------	---	-------	-----

**ARMY (3-0)**

2/8/58	W	92-82	(h)
12/28/60	W	82-75	(h)
12/27/63	W	79-71	(h)

**AUBURN (1-1)**

12/17/66	W	87-73	(n)
3/14/01	L	60-58	(a)

**B - B - B****BANANA RIVER A.F. (1-0)**

2/28/47	W	68-48	(h)
---------	---	-------	-----

**BAPTIST (2-0)**

1/23/86	W	71-60	(h)
12/1/89	W	77-67	(h)

**BARRY (2-0)**

11/23/91	W	80-67	(h)
12/11/92	W	81-64	(h)

**BETHUNE-COOKMAN (5-0)**

12/5/88	W	88-72	(h)
2/4/93	W	78-54	(h)
12/10/93	W	82-54	(h)
11/30/99	W	102-75	(h)
12/30/09	W	73-55	(h)

**BINGHAMTON (0-1)**

12/20/06	L	79-74	(h)
----------	---	-------	-----

**BIRMINGHAM-SOUTHERN (1-0)**

12/3/05	W	82-55	(h)
---------	---	-------	-----

**BOCA CHICA (1-0)**

1951-52	W	90-53	(h)
---------	---	-------	-----

**BOCA RATON AAF (1-2)**

1/25/46	L	55-40	(h)
2/5/46	L	48-41	(h)
1/29/47	W	61-43	(a)

**BOSTON COLLEGE (19-24)**

12/4/62	W	72-69	(a)
12/29/89	L	69-60	(n)
1/21/92	L	51-50	(h)
2/22/92	L	55-49	(a)
2/10/93	W	75-71	(h)
2/27/93	L	70-58	(a)
1/15/94	L	69-49	(a)
2/16/94	L	79-63	(h)
1/21/95	W	69-68	(h)
2/25/95 (OT)	W	77-71	(a)
2/10/96	L	62-58	(h)
1/2/97	L	65-62	(a)
2/19/97	L	59-57	(h)
1/28/98	W	67-57	(a)
12/8/98	W	77-64	(h)
1/24/99	W	75-67	(a)
1/22/00	W	62-54	(h)
1/7/01	L	73-72	(h)
1/13/01	L	82-73	(a)
1/29/02	L	70-65	(h)
2/10/02	L	76-63	(a)
2/15/03	L	76-65	(a)
3/1/03	L	72-68	(h)
2/11/04 (OT)	L	74-72	(h)
1/21/06	L	65-61	(h)
2/16/06	L	65-54	(a)
1/16/07	L	82-63	(a)
2/7/07	L	75-68	(h)
3/9/07 (OT)	L	74-71	(n)
1/15/08	L	76-66	(a)
3/5/08	W	74-61	(h)
1/10/09	W	77-71	(a)
2/21/09	W	69-58	(h)
12/6/09	L	60-61	(a)
1/19/10	L	79-75	(h)
1/15/11	W	72-71	(h)
2/23/11	W	73-64	(a)
1/29/12	W	76-54	(a)
3/3/12	W	77-56	(h)
1/16/13	W	60-59	(a)
2/5/13	W	72-50	(h)
3/15/13	W	69-58	(n)
2/22/14	W	69-42	(h)

**BOSTON UNIVERSITY (1-0)**

12/27/65	W	81-60	(h)
----------	---	-------	-----

**BOWLING GREEN (0-1)**

2/1/52	L	78-67	(h)
--------	---	-------	-----

**BOYNTON (1-0)**

1939-40	W	41-29	
---------	---	-------	--

**BRADLEY (1-1)**

12/22/55	W	80-73	(h)
11/26/03	L	83-82	(n)

**BRANDEIS (0-1)**

1/4/54	L	68-48	(h)
--------	---	-------	-----

**BRIGHAM YOUNG (2-2)**

12/28/59	W	110-93	(h)
12/10/60	L	112-80	(a)
2/9/88	L	99-86	(h)
2/4/89	W	107-86	(h)

**BROOKLYN COLLEGE (3-0)**

1/31/86	W	102-93	(n)
3/7/87	W	83-64	(h)
1/12/90	W	94-61	(h)

**BROWN UNIVERSITY (1-1)**

12/19/67	W	72-71	(h)
12/27/85	L	62-61	(h)

**BUCKNELL (2-0)**

1/4/69	W	89-84	(h)
1/3/70	W	93-88	(h)

**BUFFALO (2-1)**

12/19/93	W	63-57	(a)
11/22/96	W	78-61	(h)
11/18/06	L	60-57	(n)

**C - C - C****CAL STATE FULLERTON (1-0)**

11/29/13	W	48-46	(n)
----------	---	-------	-----

**CARIBBEAN A.S. (1-0)**

1945-46	W	46-41	(h)
---------	---	-------	-----

**CENTENARY (2-2)**

12/10/59	L	84-77	(a)
1/26/61	W	86-74	(h)
1/15/70	W	94-78	(h)
2/12/70	L	107-86	(a)

**CENTRAL CONN. STATE (1-0)**

2/15/90	W	62-40	(h)
---------	---	-------	-----



## ALL-TIME SERIES RESULTS

**CENTRAL FLORIDA (7-2)**

11/28/86	W	64-54	(h)
3/5/88	W	100-80	(h)
12/11/98	W	66-56	(h)
11/19/99	W	87-54	(a)
12/9/00	W	83-72	(h)
12/27/02	W	62-51	(a)
12/18/10	L	84-78	(n)
12/18/12	W	72-50	(a)
11/21/13	L	63-58	(h)

**CHARLOTTE (4-4)**

11/21/97	W	89-72	(h)
11/23/98	L	66-59	(a)
12/7/99	L	75-65	(h)
11/28/00	L	95-63	(a)
12/22/01	W	64-56	(h)
12/15/02	L	69-64	(a)
12/22/11	W	76-61	(a)
12/14/12	W	77-46	(h)

**CHECKER CAB (1-0)**

1948-49	W	73-33	(h)
---------	---	-------	-----

**CHURCH LEAGUE ALL-STARs (1-0)**

1928-29	W	68-23	(h)
---------	---	-------	-----

**THE CITADEL (1-1)**

12/20/58	L	93-77	(a)
11/22/85	W	85-77	(h)

**CINCINNATI (1-0)**

2/6/47	W	57-54	(h)
--------	---	-------	-----

**CO. OF CHARLESTON (2-0)**

3/6/47	W	56-52	(n)
11/18/13	W	70-54	(a)

**CITY HALL (1-0)**

1928-29	W	28-20	(h)
---------	---	-------	-----

**CLEMSON (9-12)**

1/5/56	L	98-96	(n)
12/13/58	L	66-61	(n)
12/16/66	L	73-64	(n)
12/20/94	L	75-55	(a)
12/23/95 (OT)	L	66-52	(h)
11/20/01	W	67-65	(n)
1/26/05	W	69-65	(h)
2/12/05	W	83-77	(a)
1/18/06	W	65-61	(h)
3/9/06	W	66-63	(n)

2/28/07 (OT)	L	74-70	(a)
1/27/08	W	75-72	(h)
2/27/08	L	79-69	(a)
12/21/08	L	91-72	(h)
2/13/10	L	74-66	(a)
1/8/11	L	79-72	(a)
2/20/11	L	63-59	(h)
1/18/12	W	76-73	(h)
2/17/13	W	45-43	(a)
3/9/13	W	62-49	(h)
3/4/14	L	58-54	(a)

**CLEVELAND STATE (0-1)**

11/19/06	L	78-67	(n)
----------	---	-------	-----

**COAST GUARD (2-0)**

1/11/46	W	46-45	(h)
1/26/46	W	52-45	(h)

**COLGATE (1-0)**

12/4/87	W	96-68	(h)
---------	---	-------	-----

**COLORADO (0-1)**

1/3/57	L	73-66	(h)
--------	---	-------	-----

**COLUMBIA (2-1)**

12/18/52	L	65-59	(h)
12/29/95	W	69-62	(h)
11/21/00	W	65-41	(h)

**CONNECTICUT (8-16)**

12/27/56	L	74-70	(h)
1/2/92	L	85-62	(a)
1/18/92	L	77-58	(h)
1/26/93	W	80-65	(h)
2/13/93	L	88-72	(a)
2/5/94	L	73-57	(a)
2/22/94	L	74-49	(h)
1/31/95	L	82-57	(a)
3/4/95	L	75-67	(h)
1/6/96	L	73-52	(a)
1/22/97	W	69-46	(h)
2/15/97	L	72-52	(a)
1/6/98	W	76-67	(h)
1/20/99 (OT)	L	70-68	(h)
2/20/99	W	73-71	(a)
2/19/00	W	63-57	(a)
1/20/01	W	77-74	(h)
2/24/01	L	60-53	(a)
1/5/02	L	76-75	(a)
2/2/02	W	68-66	(h)
1/11/03 (OT)	L	83-80	(a)

1/20/03	W	77-76	(h)
2/18/04	L	76-63	(a)
11/23/08	L	76-63	(n)

**COPPIN STATE (2-0)**

2/28/87	W	115-76	(h)
1/20/88	W	64-54	(h)

**CORNELL (1-0)**

12/27/62	W	94-74	(h)
----------	---	-------	-----

**CREIGHTON (3-2)**

2/10/64	L	124-94	(h)
2/5/66	W	91-81	(h)
2/24/68	W	106-93	(h)
1/23/71	L	104-84	(a)
3/20/06	W	53-52	(a)

**CULVER-STOCKTON (1-0)**

1951-52	W	68-54	(h)
---------	---	-------	-----

**D - D - D****DARTMOUTH (3-1)**

12/27/50	W	61-52	(h)
12/27/67	W	100-81	(h)
12/20/86	L	88-86	(h)
12/17/90	W	72-60	(h)

**DAVIDSON (3-1)**

2/27/89	W	90-78	(h)
2/10/90	W	72-64	(a)
2/2/91	W	79-67	(h)
2/1/92	L	66-62	(a)

**DAYTON (1-7)**

12/5/56	L	87-48	(a)
2/21/67	L	80-79	(h)
2/1/68	L	98-60	(a)
12/11/70	L	91-77	(a)
2/8/86	L	79-68	(a)
2/14/87	L	92-78	(h)
3/8/88	L	90-89	(a)
12/6/90	W	87-82	(h)

**DEPAUL (1-6)**

2/27/88	L	101-82	(h)
2/11/89	L	87-79	(a)
1/31/90	L	76-48	(a)
2/12/90	L	66-49	(h)
2/23/91	L	66-53	(h)
3/6/91	L	75-58	(a)
12/28/96	W	61-45	(h)

**DETROIT-MERCY (2-0)**

12/21/99	W	68-64	(n)
11/24/12	W	77-62	(h)

**DUKE (4-17)**

12/21/62	W	71-69	(h)
2/19/86	L	104-82	(a)
12/22/86	L	74-67	(h)
1/6/88	L	107-69	(a)
12/10/88	L	117-102	(h)
1/19/05	L	92-83	(h)
3/3/05	L	83-59	(a)
2/19/06	L	92-71	(a)
3/10/06	L	80-76	(n)
1/14/07	L	85-63	(h)
2/2/08	L	88-73	(a)
2/20/08	W	96-95	(h)
2/7/09 (OT)	L	78-75	(a)
2/17/10	L	74-81	(h)
3/13/10	L	77-74	(n)
1/2/11	L	74-63	(a)
2/13/11	L	81-71	(h)
2/5/12 (OT)	W	78-74	(a)
1/23/13	W	90-63	(h)
3/2/13	L	79-76	(a)
1/22/14	L	67-46	(h)

**DUQUESNE (2-1)**

12/4/64	W	99-95	(a)
12/6/69	L	94-88	(a)
11/28/88	W	84-73	(n)

**E - E - E****EASTERN AIRLINES (1-0)**

1939-40	W	30-25	
---------	---	-------	--

**EASTERN ILLINOIS (2-1)**

3/7/49	L	89-73	(n)
12/24/88	W	83-68	(n)
12/18/00	W	83-73	(h)

**EASTERN KENTUCKY (2-1)**

12/16/67	W	93-87	(h)
11/30/91	L	66-61	(n)
11/24/97	W	86-64	(a)

**EASTERN MICHIGAN (1-0)**

11/18/01	W	93-56	(n)
----------	---	-------	-----

**EGLIN FIELD (0-1)**

2/24/53	L	66-64	(a)
---------	---	-------	-----



## ALL-TIME SERIES RESULTS

**ELON (0-1)**

2/6/40 L 58-30 (a)

**EVANSVILLE (1-0)**

11/17/06 W 74-69 (a)

**F - F - F****FAIRFIELD (0-1)**

1/2/86 L 56-47 (h)

**FAIRLEIGH DICKINSON (1-1)**

2/10/87 L 73-70 (n)

1/4/88 W 81-68 (h)

**FLORIDA (22-45)**

2/15/28 W 40-39 (a)

1939-40 L 36-23 (a)

1939-40 L 53-26 (a)

1940-41 L 48-35 (h)

1940-41 L 62-50 (h)

1941-42 L 47-31 (a)

1941-42 L 37-34 (a)

12/20/46 W 36-33 (h)

12/21/46 W 39-35 (h)

1/3/47 L 42-28 (a)

1/4/47 L 61-28 (a)

12/19/47 W 67-50 (h)

12/20/47 L 58-55 (h)

2/20/48 L 72-50 (a)

2/21/48 W 52-49 (a)

1/14/49 W 75-65 (h)

1/15/49 W 44-42 (h)

2/22/49 L 90-56 (a)

2/23/49 W 60-50 (a)

12/10/49 L 60-53 (h)

2/18/50 L 66-46 (a)

2/2/51 L 78-71 (h)

2/13/51 L 71-61 (a)

12/17/51 L 69-65 (a)

2/18/52 W 76-68 (h)

12/16/52 W 75-73 (h)

2/2/53 L 78-56 (a)

12/12/53 W 85-75 (h)

1/15/54 L 75-52 (a)

12/16/54 L 70-61 (h)

1/13/55 L 80-68 (a)

12/19/55 L 74-69 (h)

1/13/56 L 87-85 (a)

12/15/56 L 89-65 (h)

1/10/57 L 98-63 (a)

12/21/57 L 73-64 (h)

1/16/58 L 75-70 (a)

12/17/58 W 92-82 (h)

1/15/59 L 85-70 (a)

12/19/59 W 79-77 (h)

1/14/60 W 70-65 (a)

12/17/60 W 93-74 (h)

1/11/61 L 81-73 (a)

12/16/61 W 66-61 (h)

1/11/62 L 74-62 (a)

11/30/62 (OT) W 91-87 (h)

1/10/63 W 86-77 (a)

12/7/63 W 95-79 (h)

1/9/64 L 114-91 (a)

12/19/64 W 67-58 (h)

1/21/65 L 86-69 (a)

12/4/65 L 77-66 (h)

1/12/66 L 111-66 (a)

12/3/66 L 113-88 (h)

2/8/67 L 73-57 (a)

12/7/68 L 111-62 (h)

12/17/85 L 81-64 (h)

1/27/86 L 75-53 (a)

2/21/87 L 99-60 (a)

2/15/88 L 83-73 (h)

12/19/88 L 101-81 (a)

2/19/90 W 62-59 (h)

12/30/90 L 62-60 (a)

12/21/02 (20T) L 94-93 (n)

12/04/04 W 72-65 (a)

12/22/05 L 77-67 (h)

3/20/09 L 74-60 (a)

**FLORIDA A&M (7-0)**

2/10/68 W 108-98 (h)

2/8/69 W 94-91 (h)

2/7/70 W 118-111 (h)

12/4/93 W 91-47 (h)

12/10/94 W 67-53 (h)

12/9/95 W 77-53 (h)

12/18/01 W 90-62 (h)

**FLORIDA ATLANTIC (21-1)**

2/14/89 W 79-74 (n)

11/25/91 W 83-53 (h)

12/19/92 W 84-61 (h)

11/26/93 W 85-53 (h)

1/4/94 W 79-62 (a)

11/28/94 W 76-59 (h)

3/2/95 W 80-70 (a)

11/27/95 W 76-56 (a)

12/20/95 W 61-51 (h)

11/24/96 W 83-74 (h)

11/16/97 W 69-47 (h)

11/13/98 W 97-73 (a)

12/27/99 W 89-52 (h)

11/18/00 W 76-59 (a)

11/26/01 W 74-48 (h)

12/3/02 (OT) L 74-73 (a)

12/27/03 W 76-51 (h)

11/29/04 W 84-68 (h)

1/5/09 W 85-69 (h)

12/19/09 W 87-69 (n)

3/16/11 W 85-62 (h)

12/17/11 (20T) W 93-90 (n)

**FLORIDA GULF COAST (3-1)**

11/25/09 W 77-58 (h)

11/27/10 W 87-75 (a)

11/22/11 W 60-50 (h)

11/13/12 L 63-51 (a)

**FLORIDA INTERNATIONAL (12-1)**

2/18/87 W 102-81 (h)

3/12/88 W 92-76 (h)

3/6/89 W 89-82 (h)

3/6/90 W 83-55 (h)

3/4/91 W 87-65 (h)

3/2/92 W 68-63 (h)

12/1/92 L 72-64 (h)

12/3/01 W 77-59 (h)

12/6/03 W 89-72 (h)

12/07/04 W 80-67 (a)

11/11/06 W 73-50 (h)

12/8/07 W 67-53 (a)

12/12/08 W 76-50 (h)

**FLORIDA SOUTHERN (60-8)**

1/25/28 L 40-26 (a)

2/18/28 W 38-18 (h)

1928-29 L 39-15 (a)

1928-29 W 36-29 (h)

1930-31 W 27-24 (h)

1930-31 L 40-21 (a)

1939-40 W 43-42 (a)

1939-40 W 37-30 (a)

1940-41 W 57-43 (a)

1940-41 W 41-33 (h)

1940-41 L 50-38 (h)

1941-42 W 41-21 (h)

1941-42 W 40-25 (h)

1941-42 W 41-34 (a)

1941-42 W 38-32 (a)

2/11/46 W 45-40 (h)

2/12/46 W 53-47 (h)

2/20/46 W 46-43 (a)

12/13/46 W 38-25 (h)

12/14/46 L 41-37 (h)

2/7/47 W 55-43 (a)

2/8/47 W 61-43 (a)

2/6/48 L 59-50 (a)

2/7/48 W 52-43 (a)

2/27/48 W 76-44 (h)

2/28/48 W 59-42 (h)

2/8/49 W 68-47 (a)

2/9/49 W 68-57 (a)

1/20/50 W 69-59 (h)

1/21/50 W 59-49 (h)

12/9/50 W 64-61 (a)

2/9/51 W 79-65 (h)

1/9/52 W 106-43 (h)

2/7/52 W 58-41 (a)

12/1/52 W 83-60 (h)

2/13/54 (20T) W 77-70 (a)

12/13/54 W 58-44 (h)

2/16/55 W 73-71 (a)

12/3/55 W 92-80 (h)

2/10/56 W 91-90 (a)

12/1/56 W 84-69 (h)

2/8/57 L 95-85 (a)

2/5/58 W 84-69 (a)

2/17/58 W 76-58 (h)

12/8/58 W 107-80 (h)

2/2/59 W 79-76 (a)

2/6/60 W 88-71 (a)

2/18/60 W 121-85 (h)

12/15/60 W 87-54 (h)

2/4/61 W 92-80 (a)

12/14/61 W 96-67 (h)

2/3/62 W 82-73 (a)

12/13/62 W 116-93 (h)

2/2/63 W 99-83 (a)

2/1/64 W 85-78 (a)

2/18/64 W 120-79 (h)

1/13/65 W 124-93 (h)

2/5/65 W 94-82 (a)

1/15/66 W 89-66 (h)

1/28/66 W 101-80 (a)

1/19/67 W 102-72 (h)

1/27/67 W 55-49 (a)

1/27/68 W 94-76 (a)

1/28/69 W 87-73 (a)

1/23/70 W 103-92 (a)

1/29/71 (OT) L 96-95 (h)

11/9/07 W 104-61 (h)

11/15/08 W 96-60 (h)

## ALL-TIME SERIES RESULTS

## FLORIDA STATE (32-41)

12/19/50	W	80-61	(h)
1/1/52	W	93-56	(h)
2/11/52	W	76-73	(a)
2/28/52	L	73-70	(n)
1/9/53	W	93-65	(h)
2/23/53	L	81-75	(a)
1/9/54	W	78-61	(h)
2/5/54	L	76-69	(a)
12/20/54	L	71-66	(a)
2/25/55	L	86-80	(h)
1/7/56	L	78-76	(a)
2/25/56	W	91-85	(h)
1/12/57	W	85-77	(a)
2/23/57	W	98-82	(h)
1/18/58	L	71-70	(a)
2/22/58	W	86-66	(h)
12/19/58	W	85-79	(h)
1/17/59	L	93-69	(a)
2/28/59	W	92-85	(h)
1/16/60	W	93-91	(a)
2/27/60	W	107-89	(h)
1/14/61	L	89-78	(a)
2/25/61	W	75-73	(h)
1/13/62	L	65-60	(a)
2/24/62	L	83-80	(h)
1/12/63 (OT)	L	77-74	(a)
2/23/63	W	99-70	(h)
1/11/64	L	80-78	(a)
2/29/64	W	82-80	(h)
1/9/65	L	67-66	(a)
3/1/65	W	82-75	(h)
1/7/66	L	78-62	(a)
2/28/66	W	112-90	(h)
1/7/67	L	61-60	(a)
3/1/67	W	110-90	(h)
1/12/68	L	122-93	(a)
3/1/68	W	96-84	(h)
12/6/68	L	111-84	(h)
1/10/69	L	86-81	(a)
3/1/69	L	89-86	(h)
1/9/70	L	104-63	(a)
2/28/70	L	112-96	(h)
1/8/71	L	114-106	(a)
2/27/71	W	100-94	(h)
1/20/86	W	83-75	(h)
2/3/86	L	90-72	(a)
2/4/87	W	63-57	(h)
2/26/87	L	108-84	(a)
1/18/90 (2OT)	W	101-97	(h)
2/17/90	L	92-73	(a)
12/8/02	L	72-55	(a)
12/14/03	L	67-58	(h)

1/15/05	W	64-63	(h)
2/22/05	W	65-49	(a)
1/29/06 (OT)	W	84-78	(a)
3/5/06	L	64-61	(h)
1/20/17	L	86-67	(a)
3/3/07 (OT)	L	98-90	(h)
2/6/08	L	62-55	(h)
3/8/08 (OT)	L	75-72	(a)
1/21/09	W	75-69	(h)
2/18/09	L	80-67	(a)
2/6/10	L	71-65	(a)
3/6/10	L	61-60	(h)
1/19/11	L	55-53	(h)
2/26/11	L	65-59	(a)
2/11/12	L	64-59	(a)
2/26/12	W	78-62	(h)
3/9/12	L	82-71	(n)
1/27/13	W	71-47	(h)
2/13/13	W	74-68	(a)
1/15/14	L	63-53	(h)
2/10/14	W	77-73	(a)

## FORDHAM (1-1)

12/22/70	L	85-83	(h)
12/30/94	W	55-43	(h)

## FORT LAUDERDALE NAS (0-1)

2/4/46	L	32-31	(h)
--------	---	-------	-----

## FURMAN (0-2)

1/4/52	L	55-53	(h)
1/3/55	L	91-74	(h)

## G - G - G

## GEORGE MASON (1-1)

1/1/90 (OT)	W	101-91	(a)
11/23/90	L	97-91	(h)

## GEORGE WASHINGTON (0-3)

2/11/71	L	83-81	(a)
12/29/91	L	78-64	(n)
11/28/13 (OT)	L	71-63	(n)

## GEORGETOWN (12-19)

1/24/55	W	84-81	(h)
1/2/88	L	82-78	(h)
1/7/89	L	112-79	(a)
1/25/92	L	60-40	(a)
2/15/92	L	75-58	(h)
3/13/92	L	77-64	(n)
1/2/93	W	80-69	(h)
3/3/93	L	82-64	(a)

3/11/93	L	67-40	(n)
12/7/93	L	61-47	(h)
1/29/94	L	77-40	(a)
1/7/95	L	71-64	(a)
2/4/95	W	67-61	(h)
3/10/95	L	69-58	(n)
1/13/96	L	72-67	(a)
3/7/96	L	92-62	(n)
1/4/97	W	69-67	(a)
1/18/97 (OT)	W	68-65	(h)
3/6/97	L	63-59	(n)
12/6/97	W	66-56	(h)
3/4/98	L	62-56	(n)
12/30/98	W	64-63	(a)
2/6/99	W	71-58	(h)
3/4/99	W	65-54	(h)
1/15/00	L	65-61	(a)
2/7/00	W	77-55	(h)
1/2/02	W	79-71	(a)
3/7/02 (OT)	W	84-76	(n)
2/22/03	L	74-72	(h)
1/31/04 (OT)	L	87-80	(h)
2/7/04	L	80-64	(a)

## GEORGIA (1-3)

1938-39	L	41-19	(a)
11/3/85	W	81-78	(h)
12/14/90	L	78-60	(h)
12/22/92	L	69-67	(a)

## GEORGIA SOUTHERN (1-0)

11/11/13 (OT)	W	81-80	(h)
---------------	---	-------	-----

## GEORGIA STATE (3-0)

11/29/85	W	82-72	(h)
12/12/97	W	80-64	(h)
12/18/98	W	76-55	(a)

## GEORGIA TECH (11-7)

1/3/53	W	82-60	(h)
2/27/67	L	90-84	(a)
12/27/97	L	89-61	(h)
1/06/05	L	80-69	(a)
2/26/05	L	76-72	(h)
2/4/06	W	70-53	(a)
12/3/06	W	90-82	(h)
1/12/08	W	78-68	(h)
2/17/08	W	64-63	(a)
3/4/09	L	78-68	(a)
2/10/10	W	64-62	(h)
2/3/11	W	59-57	(h)
3/6/11	L	66-57	(a)
1/24/12	W	64-49	(a)

3/8/12	W	54-36	(a)
1/5/13	W	62-49	(a)
3/6/13	L	71-69	(h)
1/18/14	W	56-42	(a)

## H - H - H

## HARTFORD (3-1)

3/3/86	W	66-62	(h)
2/27/90	L	62-58	(h)
12/13/96	W	74-58	(h)
12/11/99	W	97-61	(h)

## HAVANA (5-1)

2/3/28	W	38-14	(h)
1928-29	L	26-22	(h)
1938-39	W	38-34	(h)
1938-39	W	46-40	(h)
1/7/49	W	73-57	(h)
1/8/49	W	66-53	(h)

## HAWAII (3-1)

12/6/67	W	102-83	(a)
12/7/67	L	110-76	(a)
1/31/69	W	84-82	(h)
12/22/12	W	73-58	(a)

## HOFSTRA (1-0)

1/4/86	W	70-63	(h)
--------	---	-------	-----

## HOLY CROSS (1-0)

12/29/61	W	77-71	(h)
----------	---	-------	-----

## HOUSTON (5-9)

1/25/56	L	95-77	(h)
12/22/56	W	67-63	(h)
12/9/59	W	72-63	(a)
1/23/60	L	88-79	(h)
1/21/61	W	89-78	(h)
2/8/62	L	80-69	(h)
1/24/63	W	71-70	(h)
2/13/64	L	93-83	(a)
2/20/65	W	103-91	(h)
2/17/66	L	111-96	(a)
2/18/67	L	105-86	(h)
2/15/68	L	106-64	(a)
2/14/70	L	118-98	(a)
2/20/71	L	99-93	(h)

## HOWARD (1-1)

12/6/91	L	64-55	(h)
11/29/01	W	87-71	(h)



## ALL-TIME SERIES RESULTS

## I - I - I

**ILLINOIS (1-1)**

12/28/69	L	86-76	(h)
3/24/13	W	63-59	(n)

**ILLINOIS STATE (0-1)**

12/22/99	L	87-78	(n)
----------	---	-------	-----

**INDIANA (1-0)**

12/15/01	W	58-53	(h)
----------	---	-------	-----

**INDIANA STATE (0-1)**

12/25/12 (OT)	L	57-55	(n)
---------------	---	-------	-----

**IPFW (1-0)**

12/30/03	W	75-52	(h)
----------	---	-------	-----

**IONA (1-0)**

1/7/60	W	69-67	(a)
--------	---	-------	-----

## J - J - J

**JACKSONVILLE NAVY (1-2)**

1941-42	W	44-18	(h)
1941-42	L	46-25	(a)
1941-42	L	44-37	(a)

**JACKSONVILLE (26-7)**

12/2/57	W	89-87	(h)
1/17/58	L	86-72	(a)
1/16/59	W	64-62	(a)
2/14/59	W	95-93	(h)
12/3/59	W	106-98	(h)
1/13/60 (OT)	W	78-70	(a)
1/13/61 (OT)	W	93-84	(a)
2/20/61	W	96-80	(h)
12/2/61	W	93-80	(h)
11/29/97	W	74-70	(a)
1/10/62	W	90-89	(a)
1/9/63	W	103-91	(a)
2/5/63	W	112-105	(h)
1/8/64	W	97-92	(a)
2/4/64	W	117-92	(h)
1/7/65	W	86-82	(a)
1/16/65	W	127-99	(h)
1/8/66	L	71-69	(a)
2/12/66	W	117-104	(h)
1/6/67	W	75-70	(a)
1/14/67	W	106-86	(h)
1/13/68	W	72-67	(a)
1/18/68	W	76-75	(h)
1/11/69	W	94-87	(a)

2/25/69	W	95-86	(h)
1/10/70	L	121-87	(a)
3/4/70	L	108-97	(h)
1/9/71	L	124-82	(a)
3/2/71	L	94-75	(h)
12/18/96	W	74-57	(h)
11/29/97	W	74-70	(a)
11/12/10	W	89-77	(h)
11/16/12	W	73-57	(h)

**JEWISH PROG. ATLANTA (0-1)**

1938-39	L	39-24	(h)
---------	---	-------	-----

**JUNIOR C. OF C. (1-1)**

1928-29	W	25-24	(h)
1928-29	L	28-23	(h)

## K - K - K

**KANSAS (1-3)**

1/17/87	L	82-47	(a)
1/12/89	W	87-86	(h)
1/10/90	L	100-73	(h)
1/16/91	L	73-60	(a)

**KENTUCKY (1-3)**

12/3/56	L	114-75	(a)
12/5/98	L	74-65	(a)
1/29/00	L	60-57	(h)
12/6/08	W	73-67	(a)

**KENTUCKY WESLEYAN (4-1)**

1/31/56	L	86-82	(h)
1/24/57	W	100-95	(h)
12/16/57	W	96-78	(a)
1/26/59	W	69-64	(h)
2/22/60	W	104-95	(h)

**KEY WEST NAVY (1-0)**

1951-52	W	85-55	(h)
---------	---	-------	-----

## L - L - L

**LAFAYETTE (4-1)**

1/11/71	W	78-75	(h)
1/14/91	L	73-57	(h)
3/12/99	W	75-54	(n)
11/24/01	W	79-69	(h)
11/25/06	W	98-66	(h)

**LA SALLE (6-9)**

2/5/51	L	95-84	(h)
2/6/51 (OT)	W	77-75	(h)
1/7/61	L	88-74	(a)
1/25/62	L	73-61	(h)
1/4/63	L	78-76	(a)
1/23/64	W	121-99	(h)
12/8/64	L	90-86	(a)
3/5/66	W	108-102	(h)
12/7/66	L	99-82	(a)
1/2/68	L	92-84	(h)
12/11/68	L	96-71	(a)
2/17/70	W	103-96	(h)
12/9/70	L	97-77	(a)
1/2/13	W	76-59	(h)
12/22/13	W	71-58	(h)

**LEHIGH (6-1)**

12/4/70	W	74-67	(h)
12/27/89	L	83-59	(n)
1/9/91	W	99-67	(h)
12/30/96	W	68-32	(h)
12/27/00	W	71-52	(h)
12/30/02	W	68-62	(h)
12/9/06	W	79-58	(h)

**LONG ISLAND (1-0)**

12/16/88	W	102-66	(h)
----------	---	--------	-----

**UL LAFAYETTE (0-1)**

12/20/99	L	66-60	(n)
----------	---	-------	-----

**UL MONROE (1-0)**

11/23/03	W	78-60	(h)
----------	---	-------	-----

**LSU (3-1)**

12/11/50	W	68-62	(h)
12/11/52	L	86-58	(a)
12/11/57	W	73-65	(a)
12/27/01	W	68-61	(n)

**LOUISVILLE (2-7)**

1/5/51	L	73-60	(h)
12/29/52	L	84-74	(h)
1/31/57	L	89-60	(h)
1/30/61	W	71-69	(h)
12/6/61	L	77-59	(a)
2/9/63	W	94-84	(h)
12/28/65 (OT)	L	85-84	(h)
12/31/05	L	58-43	(n)
12/23/06	L	82-59	(a)

**LOYOLA (MD) (1-0)**

12/30/13	W	71-48	(h)
----------	---	-------	-----

**LOYOLA (N.O.) (9-7)**

12/10/52	L	71-54	(a)
12/10/55	W	83-82	(a)
12/10/57	L	76-52	(h)
1/25/58	W	89-82	(h)
2/16/59	W	93-84	(h)
12/12/59	W	86-70	(a)
2/11/61	W	65-61	(h)
2/10/62	L	113-70	(h)
2/15/64 (OT)	W	97-90	(a)
2/13/65	W	115-86	(h)
2/19/66	L	89-76	(a)
2/11/67	W	68-66	(h)
2/17/68	L	86-84	(a)
2/15/69	W	89-80	(h)
1/31/70	L	98-84	(a)
2/6/71	L	107-88	(h)

**LUBBOCK CHRISTIAN (1-0)**

11/21/03	W	86-66	(h)
----------	---	-------	-----

## M - M - M

**MAINE (1-0)**

11/29/91	W	62-57	(n)
----------	---	-------	-----

**MANHATTAN (1-0)**

12/28/85	W	79-61	(h)
----------	---	-------	-----

**MARIST (2-1)**

2/1/88 (OT)	W	79-76	(a)
2/18/88	L	73-62	(h)
11/15/07	W	85-61	(n)

**MARQUETTE (2-3)**

3/5/86	L	84-62	(a)
1/24/87 (OT)	W	91-89	(h)
1/16/88	L	65-51	(a)
1/28/89	W	106-90	(h)
3/28/13	L	71-61	(n)

**MARSHALL (2-1)**

1941-42	L	37-33	(h)
2/23/71	W	89-88	(h)
12/27/91	W	70-55	(n)



## ALL-TIME SERIES RESULTS

## MARYLAND (13-9)

1/28/49	L	43-42	(h)
1/29/49	W	58-48	(h)
2/1/54	L	63-57	(h)
1/22/62	L	71-68	(h)
12/29/64	W	80-73	(h)
1/30/68	W	93-73	(h)
12/21/68	W	92-85	(n)
12/29/70	L	111-77	(h)
2/5/05 (OT)	W	75-73	(h)
1/7/06	W	84-70	(h)
3/1/06	L	65-61	(a)
1/10/07	W	63-58	(a)
3/8/07	W	67-62	(n)
2/23/08	W	78-63	(h)
1/14/09	W	62-60	(h)
1/31/09	L	73-68	(a)
1/26/10	L	81-59	(a)
3/2/11	W	80-66	(h)
2/1/12 (20T)	W	90-86	(h)
2/21/12	L	75-70	(a)
1/13/13	W	54-47	(h)
1/29/14	L	74-71	(a)

## MD-BALTIMORE COUNTY (3-0)

1/11/88	W	75-56	(h)
11/27/89	W	91-74	(h)
12/9/03	W	61-52	(h)

## MD-EASTERN SHORE (3-0)

2/12/86	W	77-55	(h)
1/14/87	W	88-66	(h)
11/25/88	W	108-80	(h)

## MASSACHUSETTS (4-0)

12/12/04	W	80-53	(h)
1/2/07	W	72-71	(a)
12/3/11	W	83-75	(h)
12/01/12	W	75-62	(a)

## MCDILL FIELD (2-0)

2/19/46	W	54-50	(a)
1/31/48	W	67-48	(a)

## MCNEESE STATE (1-0)

11/24/10	W	79-59	(h)
----------	---	-------	-----

## MEMPHIS (5-8)

1/4/56	L	79-71	(n)
1/18/64	W	78-69	(h)
2/15/66	L	86-72	(a)
2/2/67	W	88-63	(h)
2/13/68	L	67-44	(a)
1/21/91	L	80-72	(a)
2/11/91 (OT)	L	83-82	(h)
12/22/97	W	65-57	(a)
12/22/98	W	80-64	(a)
12/4/99	L	82-72	(a)
12/21/00	W	66-57	(h)
11/15/10	L	72-68	(a)
12/6/11	L	71-54	(h)

*Formerly Memphis State University*

## MERCER (1-1)

1938-39	L	56-37	(a)
2/3/90	W	53-47	(h)

## MIAMI BEACH (1-0)

1928-29	W	66-18	(h)
---------	---	-------	-----

## MIAMI BEACH ALL-STARs (1-0)

12/3/52	W	70-45	(h)
---------	---	-------	-----

## MIAMI BEACH CANOE CLUB (2-0)

2/21/28	W	52-21	(h)
2/23/28	W	18-9	(h)

## MIAMI (OHIO) (5-4)

1/17/47	L	60-44	(a)
1/10/55	L	75-73	(h)
12/30/58 (OT)	L	89-87	(h)
12/21/59	W	83-78	(a)
1/4/61 (20T)	W	102-100	(h)
12/28/61	W	83-73	(h)
2/2/65	W	100-85	(h)
2/22/69	W	74-68	(h)
12/27/90 (20T)	L	101-99	(n)

## MICHIGAN (0-4)

11/27/87	L	109-76	(n)
3/13/97	L	76-63	(a)
11/29/05	L	74-53	(a)
3/22/06	L	71-65	(a)

## MICHIGAN STATE (1-0)

11/28/12	W	67-59	(h)
----------	---	-------	-----

## MINNESOTA (1-1)

12/2/09	W	63-58	(h)
3/19/12	L	78-60	(h)

## MISSISSIPPI (3-1)

12/21/49	W	82-67	(h)
12/22/49	W	55-43	(h)
11/30/10	W	86-73	(h)
11/25/11 (OT)	L	64-61	(a)

## MISSISSIPPI COLLEGE (1-0)

1/19/56	W	89-84	(h)
---------	---	-------	-----

## MISSISSIPPI STATE (2-2)

12/13/57	L	66-64	(n)
12/28/90	W	74-67	(n)
12/11/06	L	70-52	(h)
12/13/07	W	64-58	(a)

## MISSOURI (0-1)

3/14/02	L	93-80	(n)
---------	---	-------	-----

## MISSOURI STATE (1-0)

3/21/11	W	81-72	(h)
---------	---	-------	-----

## MONMOUTH (1-1)

2/4/88 (OT)	L	64-62	(h)
11/22/99	W	67-46	(h)

## MOREHEAD STATE (4-3)

1/18/47	W	61-56	(a)
2/20/56	L	102-89	(h)
2/23/59	W	102-85	(h)
2/23/61	W	85-70	(h)
12/4/61	L	107-81	(a)
2/1/69 (OT)	W	92-91	(h)
2/1/71	L	76-75	(h)

## MORGAN STATE (2-0)

11/19/05	W	83-51	(h)
11/24/07	W	55-51	(h)

## MOUNT ST. MARY'S (1-0)

12/8/66	W	86-83	(a)
---------	---	-------	-----

## MUFFETS (2-0)

12/14/48	W	69-51	(h)
12/6/49	W	78-37	(h)

## MURRAY STATE (2-1)

1/30/53	L	69-65	(h)
12/14/59	W	92-80	(h)
12/8/61	W	69-67	(a)

## N - N - N

## NAVY (0-1)

2/7/87	L	78-62	(n)
--------	---	-------	-----

## NAVY REC. BARRACKS (0-1)

1/16/46	L	46-43	(h)
---------	---	-------	-----

## NEBRASKA (1-4)

11/30/51	W	70-60	(h)
12/18/71	L	85-58	(a)
12/16/00	L	72-64	(h)
12/30/06	L	82-67	(h)
12/4/13	L	60-49	(a)

## NEVADA (1-1)

12/14/63 (OT)	W	81-78	(a)
12/11/66	L	89-79	(a)

## NEW HAMPSHIRE (1-0)

11/23/02	W	93-58	(h)
----------	---	-------	-----

## NEW MEXICO (0-2)

1/29/87	L	87-78	(a)
2/1/89	L	110-93	(h)

## NEW ORLEANS (0-2)

1/7/86	L	64-57	(a)
2/15/86	L	85-75	(h)

## NEW YORK UNIVERSITY (1-1)

12/29/54	L	74-67	(h)
12/28/67	W	102-91	(h)

## NIAGARA (1-0)

12/10/64	W	74-67	(a)
----------	---	-------	-----

## NORFOLK STATE (2-0)

1/02/05	W	76-58	(h)
2/1/14	W	64-49	(h)





## ALL-TIME SERIES RESULTS

## NORTH CAROLINA (6-18)

1/13/50	L	55-53	(h)
1/14/50	L	66-51	(h)
12/6/86	L	122-77	(a)
2/5/90	L	87-74	(a)
12/18/99	L	78-68	(n)
12/4/00	L	67-45	(a)
1/4/03 (OT)	W	64-61	(h)
1/7/04	L	89-64	(a)
1/22/05	L	87-67	(a)
1/14/06	W	81-70	(a)
2/12/06	L	80-70	(h)
1/31/07	L	105-64	(a)
1/23/08	L	98-82	(h)
1/17/09	L	82-65	(a)
2/15/09	L	69-65	(h)
3/2/10	L	69-62	(a)
1/26/11	L	74-71	(h)
3/11/11	L	61-59	(n)
1/10/12	L	73-56	(a)
2/15/12	L	73-64	(h)
1/10/13	W	68-59	(a)
2/9/13	W	87-61	(h)
3/17/13	W	87-77	(n)
1/8/14	W	63-57	(a)

## NORTH CAROLINA A&amp;T (4-0)

12/22/03	W	81-62	(h)
11/22/05	W	87-62	(h)
12/23/07	W	95-64	(h)
12/21/09	W	80-59	(h)

## UNC ASHEVILLE (1-0)

12/1/93	W	82-60	(h)
---------	---	-------	-----

## NORTH CAROLINA CENTRAL (3-0)

1/3/09	W	76-42	(h)
11/14/09	W	83-53	(h)
11/19/10	W	88-65	(h)

## UNC GREENSBORO (2-0)

2/15/11	W	78-58	(a)
1/2/12	W	99-89	(h)

## NC STATE (7-11)

1939-40	L	46-35	(a)
1/09/05	W	67-66	(h)
12/18/05	L	81-69	(a)
2/8/06 (2OT)	L	86-77	(h)
2/10/07	W	80-65	(h)
1/19/08 (OT)	L	79-77	(a)
3/13/08	W	63-50	(n)
1/27/09 (OT)	L	84-81	(a)
3/7/09	W	72-64	(h)
2/27/10	L	71-66	(h)
1/23/11	L	72-70	(a)
1/22/12	L	78-73	(h)
2/29/12	L	77-73	(a)
2/2/13	W	79-78	(a)
3/16/13	W	81-71	(n)
2/8/14	L	56-55	(h)
3/1/14	W	80-65	(a)
3/13/14	L	67-58	(n)

## UNC WILMINGTON (1-1)

12/29/92	L	88-73	(h)
11/20/09	W	67-60	(n)

## NORTH FLORIDA (3-0)

12/20/07	W	85-63	(h)
12/31/08	W	94-41	(h)
11/19/11	W	75-62	(h)

## NORTHEASTERN (2-0)

1/31/91	W	79-63	(h)
11/25/00	W	92-86	(h)

## NORTHEASTERN ILLINOIS (2-0)

11/25/94	W	66-48	(h)
11/24/95	W	81-58	(h)

## NORTHERN IOWA (1-0)

11/27/98	W	78-69	(h)
----------	---	-------	-----

## NORTHWESTERN (0-1)

11/28/06	L	61-59	(a)
----------	---	-------	-----

## NOTRE DAME (8-8)

2/22/86	L	126-73	(h)
3/5/87	L	65-49	(a)
1/27/90	L	107-60	(a)
1/12/91	L	60-52	(h)
1/23/96	W	72-64	(h)
2/28/96	W	71-59	(a)
2/25/97	L	69-60	(a)
2/14/98	W	66-57	(h)
2/22/98	W	65-59	(a)
1/9/99	L	71-68	(h)
1/25/00	W	63-49	(a)
2/26/00	W	55-52	(h)
3/9/00	W	61-58	(n)
2/23/02	L	90-77	(h)
1/28/04	L	72-62	(a)
2/19/14	W	71-64	(h)

## NOVA SOUTHEASTERN (1-0)

11/16/09	W	108-58	(h)
----------	---	--------	-----

## 0 - 0 - 0

## OHIO STATE (2-2)

12/21/53	L	106-81	(h)
12/27/98	W	72-64	(h)
3/19/00	W	75-62	(n)
12/2/08	L	73-68	(h)

## OHIO UNIVERSITY (1-1)

12/18/65	W	105-100	(h)
12/30/69	L	99-74	(h)

## OKLAHOMA CITY (5-4)

2/10/58	W	83-66	(h)
1/29/60	W	97-84	(h)
1/6/62 (OT)	L	118-113	(h)
1/30/65	W	115-92	(h)
1/10/67	W	111-109	(h)
2/26/70	L	91-90	(h)
12/19/70 (OT)	L	94-91	(n)
1/2/71	W	90-87	(h)
1/22/71	L	88-75	(a)

## OKLAHOMA STATE (1-0)

3/15/06	W	62-59	(h)
---------	---	-------	-----

## OLD DOMINION (1-0)

12/26/88	W	77-76	(n)
----------	---	-------	-----

## ORAL ROBERTS (2-1)

11/28/88	W	108-103	(h)
2/25/89	L	99-92	(a)
12/21/10	W	69-56	(n)

## OREGON STATE (0-1)

12/1/69	L	86-81	(h)
---------	---	-------	-----

## P - P - P

## PACIFIC (1-0)

3/22/13	W	78-49	(n)
---------	---	-------	-----

## PENN STATE (0-4)

11/29/86	L	74-61	(h)
11/27/90	L	93-67	(a)
1/25/91	L	69-57	(h)
3/15/95	L	62-56	(a)

## PENNSYLVANIA (5-3)

1/2/48	L	53-46	(h)
12/29/49	W	64-62	(h)
12/30/49	W	53-51	(h)
12/29/51	L	89-64	(h)
12/28/53	L	67-54	(h)
12/27/66	W	82-78	(h)
12/28/88	W	102-69	(n)
1/2/08	W	88-62	(h)

## PENSACOLA NAS (2-0)

2/14/47	W	69-50	(h)
2/15/47	W	64-36	(h)

## PEPPERDINE (2-1)

12/13/69 (OT)	L	93-90	(a)
1/3/10	W	86-63	(a)
12/30/10	W	94-59	(h)

## PI CHI (2-0)

1939-40	W	42-29	(n)
1940-41	W	45-27	(n)

## ALL-TIME SERIES RESULTS

### PITTSBURGH (16-18)

12/26/47	W	43-40	(a)
12/21/48	W	58-52	(h)
12/22/48	L	80-48	(h)
1/18/51	L	81-56	(a)
2/9/55	L	78-72	(h)
12/12/58	L	69-65	(a)
12/28/62	W	86-85	(h)
12/5/64	W	85-71	(a)
1/6/68	W	100-84	(h)
12/27/68	W	72-70	(h)
12/5/69	W	85-67	(a)
1/29/92	L	82-52	(a)
2/4/92	L	77-55	(h)
3/12/92	W	83-71	(n)
1/6/93	L	85-78	(a)
1/23/93	L	86-84	(h)
1/12/94	L	83-55	(a)
2/1/94	L	80-71	(h)
2/18/95	L	67-61	(a)
2/25/95 (OT)	W	76-68	(h)
1/20/96	W	66-57	(h)
1/8/97	L	76-72	(a)
2/5/97	W	78-63	(h)
1/3/98	W	73-65	(a)
1/30/99	L	60-54	(a)
2/23/99	W	85-52	(h)
2/1/00	W	64-60	(h)
2/31/00	W	74-66	(a)
1/8/01	L	62-51	(a)
3/7/01	L	78-69	(a)
1/15/02 (OT)	W	76-69	(h)
3/8/02	L	76-71	(n)
1/10/04 (2OT)	L	84-80	(h)
2/5/14 (OT)	L	59-55	(h)

### PONCE DE LEON (0-1)

1928-29	L	12-11	(h)
---------	---	-------	-----

### PRINCETON (1-1)

12/28/48	W	37-35	(h)
12/29/48 (2OT)	L	62-55	(h)

### PROVIDENCE (15-15)

12/8/62	W	82-75	(a)
3/19/63	L	106-96	(n)
1/20/87	L	92-88	(h)
1/27/88	W	83-77	(a)
1/24/89	L	106-91	(h)
2/21/90	L	101-67	(a)
2/12/92	L	73-51	(h)
3/7/92	L	62-57	(a)
1/19/93	W	75-66	(h)

2/16/93	L	75-60	(a)
1/8/94	L	81-59	(a)
2/26/94	L	88-60	(h)
1/18/95	W	81-75	(a)
2/11/95	W	69-63	(h)
2/14/96	L	77-54	(a)
3/2/96	W	66-59	(h)
1/15/97	W	71-69	(h)
2/4/98	W	64-54	(h)
2/18/98	L	59-57	(a)
2/13/99	W	69-65	(a)
2/16/00	L	47-45	(h)
1/16/01	W	78-64	(a)
1/20/01	L	80-70	(h)
1/19/02 (OT)	W	102-96	(h)
2/26/02	W	81-65	(a)
1/29/03	W	60-57	(h)
2/18/03	L	73-63	(a)
2/21/04	L	70-57	(a)
11/18/07	W	64-58	(n)
3/18/09	W	78-66	(a)

### PURDUE (0-3)

12/30/87	L	110-82	(n)
3/14/99	L	73-63	(n)
11/29/11	L	76-65	(a)

### Q - Q - Q

### QUINNIPIAC (1-0)

12/29/99	W	80-66	(h)
----------	---	-------	-----

### R - R - R

### RADFORD (1-0)

1/10/87	W	66-62	(n)
---------	---	-------	-----

### REDLAND (1-0)

1928-29	W	42-11	(h)
---------	---	-------	-----

### RHODE ISLAND (4-1)

1/3/62	W	80-70	(h)
12/6/62	W	88-80	(a)
1/4/64	W	105-88	(h)
1/5/70	W	105-95	(h)
11/25/03	L	54-53	(n)

### RICE (1-0)

12/22/10	W	73-67	(n)
----------	---	-------	-----

### RIDER (1-0)

12/18/85	W	81-58	(h)
----------	---	-------	-----

### RIO GRANDE (0-1)

12/19/53	L	89-88	(h)
----------	---	-------	-----

### ROBERT MORRIS (2-0)

11/30/94	W	66-51	(h)
12/14/08	W	70-62	(h)

### ROLLINS (36-13)

1/14/28	W	52-15	(h)
1/23/28	L	32-21	(a)
1928-29	W	34-15	(h)
1928-29	W	34-13	(a)
1930-31	L	32-22	(h)
1930-31	W	41-39	(h)
1930-31	L	39-36	(a)
1930-31	L	26-22	(a)
1938-39	W	48-29	(h)
1938-39	L	49-45	(h)
1938-39	W	52-39	(a)
1938-39	L	42-28	(a)
1939-40	L	51-50	(h)
1939-40	L	38-25	(h)
1939-40	L	56-49	(a)
1939-40	W	50-49	(a)
1940-41	W	55-29	(h)
1940-41	W	57-41	(h)
1940-41	W	44-35	(a)
2/11/50	W	70-54	(a)
12/7/50	L	59-58	(a)
1/10/51	W	79-54	(h)
12/15/51	L	78-63	(a)
2/15/52	W	98-61	(h)
2/5/53	W	68-60	(a)
2/12/53	W	95-69	(h)
2/4/54	L	85-71	(a)
1/8/55	W	93-76	(h)
2/12/55	W	77-69	(a)
1/21/56	W	86-72	(h)
2/9/56	W	89-82	(a)
1/19/57	W	63-51	(h)
2/7/57	W	93-86	(a)
1/13/58	W	90-71	(h)
1/30/58	L	72-68	(a)
12/3/58	W	104-87	(h)
2/6/59	W	84-81	(a)
12/1/59	W	110-86	(h)
2/2/60	W	90-79	(a)
12/1/60	W	80-62	(a)
2/1/61	W	103-75	(h)
1/31/62	W	89-67	(a)
2/19/62	W	92-54	(h)
1/30/63	W	120-72	(a)
2/12/63	W	144-75	(h)
12/19/63	W	108-90	(h)

1/28/64	W	127-85	(a)
1/23/65	W	128-95	(a)
2/23/65	W	148-79	(h)

### RUTGERS (9-5)

1/3/89 (OT)	W	99-94	(a)
2/25/96	L	71-55	(a)
3/6/96	W	77-67	(n)
2/2/97	L	60-59	(a)
2/8/97	W	53-50	(h)
12/2/97	W	63-55	(h)
1/13/99	W	74-62	(a)
2/27/99	W	68-63	(h)
2/5/00	W	58-52	(a)
2/17/02	L	64-61	(a)
1/21/04	W	73-63	(h)
2/4/04 (OT)	L	72-70	(a)
11/21/10	L	61-45	(a)
11/15/11	W	72-57	(h)

### S - S - S

### SACRED HEART (1-0)

1/2/06	W	63-57	(h)
--------	---	-------	-----

### ST. FRANCIS (NY) (1-1)

3/16/63	W	71-70	(n)
11/8/13 (OT)	L	66-62	(h)

### ST. FRANCIS (PA) (2-0)

1/5/87	W	85-82	(h)
12/30/01	W	71-48	(h)

### ST. JOHN'S (14-16)

1/3/63	W	67-59	(a)
12/12/64	L	79-77	(h)
2/25/67	L	97-70	(a)
1/4/92	L	83-69	(a)
1/14/92	W	45-42	(h)
1/16/93	L	78-74	(a)
2/20/93	W	82-77	(h)
1/22/94	L	75-63	(h)
2/8/94	L	78-63	(a)
1/11/95	W	82-79	(a)
2/13/95	W	71-69	(h)
2/20/96 (2OT)	W	96-91	(h)
12/3/96	L	61-57	(h)
2/22/97	L	77-73	(a)
3/5/97 (OT)	W	76-68	(n)
1/13/98	L	73-64	(a)
1/6/99	W	84-79	(h)
2/3/99	W	73-70	(a)
3/5/99	L	62-59	(h)



## ALL-TIME SERIES RESULTS

3/5/00	W	74-70	(h)
3/10/00	L	58-57	(n)
1/22/01 (OT)	L	67-63	(a)
2/10/01 (20T)	L	85-79	(h)
1/8/02	L	71-60	(a)
2/13/02	W	79-56	(h)
2/2/03	L	77-74	(a)
3/8/03	L	76-73	(h)
1/14/04	W	70-64	(a)
12/2/07	W	66-47	(h)
12/27/08	W	70-56	(a)

**ST. JOSEPH'S (PA) (1-3)**

1/20/51	L	58-47	(a)
3/12/64	L	86-76	(n)
1/3/91	L	92-79	(a)
2/6/91	W	87-64	(h)

**ST. LOUIS (0-2)**

3/16/61	L	58-56	(n)
12/23/88	L	86-71	(n)

**ST. MARY'S (CA) (5-0)**

12/12/63	W	101-86	(a)
12/15/64	W	89-77	(h)
12/4/67	W	77-70	(h)
12/19/69	W	91-84	(h)
3/21/08	W	78-64	(n)

**ST. PETER'S (1-0)**

1/19/63	W	91-75	(h)
---------	---	-------	-----

**ST. THOMAS (2-0)**

12/3/69	W	62-60	(h)
12/17/87	W	71-47	(h)

*Formerly Biscayne College***SAM HOUSTON STATE (1-0)**

12/17/93	W	73-58	(h)
----------	---	-------	-----

**SAN DIEGO (1-0)**

11/24/08	W	80-45	(n)
----------	---	-------	-----

**SAN DIEGO STATE (1-1)**

1/31/87 (OT)	W	83-82	(a)
2/6/88	L	56-49	(h)

**SAN FRANCISCO (2-1)**

12/8/60	W	68-56	(a)
12/17/63	W	95-83	(h)
12/9/65	L	105-89	(a)

**SANTA CLARA (0-3)**

12/6/60	L	66-65	(a)
12/10/63	L	86-77	(a)
12/7/65	L	78-74	(a)

**SAVANNAH STATE (4-0)**

3/2/89	W	107-98	(h)
11/30/02	W	91-57	(h)
1/3/04	W	105-65	(h)
12/19/13	W	68-51	(h)

**SEBRING A.C. (1-0)**

2/16/28	W	36-23	(a)
---------	---	-------	-----

**SEBRING FIREMEN (1-0)**

1930-31	W	38-35	(a)
---------	---	-------	-----

**SETON HALL (8-15)**

12/29/56	L	92-80	(h)
12/29/69	L	93-90	(h)
1/4/71	W	89-81	(h)
1/7/92	L	64-52	(a)
3/4/92 (OT)	L	90-82	(h)
12/7/92	L	65-56	(a)
2/23/93	L	85-73	(h)
1/26/94	L	77-48	(h)
2/19/94	L	85-63	(a)
3/10/94	L	69-51	(n)
1/2/95	L	72-54	(a)
2/22/95	W	61-57	(h)
12/2/95	W	80-70	(h)
1/10/96	L	66-63	(a)
2/10/97	W	61-51	(a)
12/31/97	W	78-65	(a)
2/24/98	L	76-71	(h)
1/27/99	W	77-71	(h)
1/11/00	W	71-64	(a)
2/1/01	W	72-66	(h)
1/18/03	L	76-53	(a)
3/12/03	L	67-52	(n)
2/24/04	L	76-66	(h)

**7TH NAVAL DISTRICT (0-1)**

1/17/46	L	53-19	(h)
---------	---	-------	-----

**SHENANDOAH PRESB. (1-0)**

1940-41	W	50-36	
---------	---	-------	--

**SOUTH CAROLINA (6-3)**

12/17/48	W	59-40	(h)
12/18/48	W	65-64	(h)
12/14/49	W	64-54	(h)
12/15/49	W	57-56	(h)
2/5/55	L	83-77	(h)
1/2/60 (OT)	W	107-106	(h)
12/5/87	L	76-63	(h)
3/15/05	L	69-67	(a)
11/22/09	W	85-70	(n)

**SOUTH CAROLINA STATE (1-1)**

11/23/04	L	60-50	(h)
12/12/09	W	91-54	(h)

**SOUTH CAROLINA UPSTATE (1-0)**

11/28/09	W	70-41	(h)
----------	---	-------	-----

**SOUTH FLORIDA (6-2)**

1/23/88	W	80-75	(h)
3/1/88	W	92-71	(a)
2/6/89 (20T)	W	106-104	(h)
2/18/89	W	85-78	(a)
1/6/90	L	93-77	(a)
2/24/90	W	81-73	(h)
12/5/90	L	79-71	(a)
2/25/91	W	67-58	(h)

**SOUTHERN CALIFORNIA (0-2)**

12/1/90	L	92-71	(a)
12/27/92	L	86-66	(n)

**SOUTHERN ILLINOIS (1-0)**

11/14/97	W	73-61	(a)
----------	---	-------	-----

**SOUTHERN METHODIST (0-2)**

12/19/90 (20T)	L	93-88	(a)
12/20/91	L	69-60	(h)

**SOUTHERN MISS (2-1)**

12/1/55	L	63-61	(a)
2/16/57	W	85-78	(h)
11/21/08	W	70-60	(n)

*Formerly Mississippi Southern***SOUTHWEST TEXAS STATE (0-1)**

12/4/92	L	60-57	(h)
---------	---	-------	-----

**SPRING HILL COLLEGE (0-2)**

12/14/55	L	79-71	(a)
2/2/57	L	84-75	(h)

**STANFORD (1-1)**

12/30/86	W	71-58	(n)
1/16/89	L	93-59	(a)

**STETSON (48-34)**

1/20/28	W	33-25	(h)
1/24/28	L	32-26	(a)
1928-29	W	35-13	(h)
1928-29	L	20-13	(a)
1930-31	L	36-16	(h)
1930-31	L	37-15	(a)
1939-40	L	33-29	(h)
1939-40	L	39-27	(h)
1939-40	L	48-42	(a)
1939-40	L	46-37	(a)
1940-41	L	46-29	(h)
1940-41	L	51-41	(h)
1940-41	L	45-40	(a)
1940-41	W	40-35	(a)
1941-42	L	47-42	(a)
1941-42	L	42-34	(a)
1941-42	L	44-37	(h)
1941-42	W	46-36	(h)
1/24/47	L	53-46	(h)
1/25/47	W	74-50	(h)
2/21/47	W	54-41	(a)
2/22/47	W	44-38	(a)
1/16/48	L	49-46	(a)
1/17/48	W	59-39	(a)
2/14/48	L	41-36	(h)
2/5/49	W	53-42	(h)
2/11/49	W	81-46	(a)
2/12/49	W	70-58	(a)
1/7/50	W	65-58	(h)
2/8/50	W	88-61	(a)
2/9/50	W	82-63	(a)
1/24/51	W	82-55	(h)
2/14/51	W	78-66	(a)
1/14/52	W	88-57	(h)
2/9/52	W	80-74	(a)
1/12/53	W	71-70	(h)
2/4/53	L	80-77	(a)
1/18/54	L	85-63	(h)
2/11/54	L	108-56	(a)
2/14/55	L	89-85	(a)
2/22/55	W	79-77	(h)
1/16/56	W	85-79	(h)
2/8/56	L	91-84	(a)
1/7/57	W	89-81	(h)
2/6/57	L	95-93	(a)
1/8/58	W	103-80	(h)
2/15/58	W	92-85	(a)
2/5/59	L	110-97	(a)

## ALL-TIME SERIES RESULTS

2/19/59	W	99-81	(h)
2/5/60	W	94-86	(a)
2/11/60	L	73-72	(h)
2/3/61	L	76-68	(a)
2/15/61	W	91-84	(h)
2/2/62	W	79-70	(a)
2/13/62	W	86-78	(h)
2/1/63	L	66-64	(a)
2/26/63	W	75-60	(h)
1/31/64	W	81-75	(a)
2/22/64	W	87-70	(h)
2/4/65	W	86-84	(a)
2/16/65	W	95-84	(h)
1/27/66	W	89-78	(a)
2/24/66	W	86-77	(h)
1/26/67	L	56-53	(a)
2/14/67	W	95-84	(h)
1/26/68	W	72-67	(a)
2/20/68	W	88-71	(h)
1/29/69	W	98-90	(a)
2/4/69	L	87-83	(h)
1/24/70	L	116-88	(a)
2/21/70	L	95-86	(h)
1/30/71	L	90-74	(a)
2/8/71	L	91-76	(h)
12/2/03	W	91-70	(h)
12/18/04	W	81-50	(h)
12/27/05	W	65-56	(h)
12/16/06	W	89-64	(h)
12/17/07	W	89-53	(h)
11/29/08	W	79-65	(h)
12/16/09	W	69-49	(a)
12/12/10	W	68-54	(h)
11/09/12	W	87-79	(h)

## SYRACUSE (5-16)

12/28/63 (OT)	L	86-85	(h)
1/11/92	L	73-57	(a)
2/29/92	L	68-63	(h)
1/9/93	L	89-81	(a)
2/6/93	W	81-74	(h)
12/22/93	L	81-52	(a)
3/1/94	L	71-69	(h)
12/6/94	L	83-65	(h)
1/28/95	L	76-51	(a)
1/3/96	W	75-66	(h)
2/1/96	L	72-51	(a)
12/7/96	W	67-63	(h)
1/18/98	L	85-67	(a)
2/10/98	L	72-63	(h)
2/8/99	W	76-63	(a)
1/8/00	L	67-55	(h)
2/13/01	W	68-57	(a)

1/26/03	L	54-49	(h)
2/14/04	L	91-74	(h)
1/4/14	L	49-44	(a)
1/25/14	L	64-52	(h)

## T - T - T

## TAMPA (44-10)

1939-40	W	39-31	(a)
1941-42	W	38-34	(h)
1941-42	W	52-38	(h)
2/18/46	W	44-23	(a)
1/10/47	W	53-27	(h)
1/11/47	W	52-34	(h)
1/31/47	W	53-25	(a)
2/1/47	W	82-36	(a)
12/12/47	L	47-35	(h)
12/13/47	W	58-46	(h)
2/3/48	W	60-55	(a)
2/4/48	W	86-67	(a)
2/19/49	W	74-57	(h)
2/25/49	L	81-58	(a)
1/6/50	W	76-61	(h)
2/6/50	L	67-55	(a)
1/12/51 (OT)	L	77-75	(h)
2/24/51	L	94-74	(a)
1/18/52	W	87-61	(h)
2/23/52	W	87-78	(a)
1/16/53	L	72-65	(h)
2/21/53	L	86-84	(a)
2/12/54	W	69-65	(a)
2/22/54	W	67-59	(h)
1/17/55	W	103-76	(h)
2/17/55	W	105-89	(a)
12/6/55	W	96-59	(h)
2/11/56	W	94-74	(a)
12/11/56	W	97-84	(h)
2/9/57	W	78-77	(a)
12/5/57	W	69-67	(h)
1/31/58	W	90-84	(a)
12/5/58	W	113-71	(h)
2/3/59	W	86-84	(a)
12/5/59	W	98-65	(h)
2/3/60	W	74-73	(a)
12/3/60	W	93-64	(h)
2/18/61	W	108-99	(a)
1/30/62	L	113-95	(a)
2/17/62	W	96-81	(h)
1/29/63	W	78-76	(a)
2/18/63	W	112-91	(h)
12/3/63	W	101-95	(h)
1/29/64	W	134-104	(a)
12/1/64	W	136-119	(a)

2/9/65	W	141-110	(h)
12/1/65	W	120-91	(h)
1/29/66	W	83-71	(a)
12/1/66	W	72-63	(a)
1/16/67	W	97-86	(h)
12/12/67	W	104-103	(h)
1/10/68	L	78-76	(a)
1/6/69	L	62-61	(a)
2/18/69	W	95-79	(h)

## TEACHERS COLL. OF CONN. (1-0)

12/15/50	W	60-48	(h)
----------	---	-------	-----

## TEMPLE (1-2)

12/29/61	L	85-67	(h)
12/20/03	W	72-66	(n)
12/27/05	L	73-56	(a)

## TENNESSEE (1-3)

12/17/54	L	89-80	(n)
12/1/91	W	72-60	(n)
12/27/95	L	56-54	(h)
12/22/96	L	78-65	(a)

## TENNESSEE-MARTIN (1-0)

12/29/00	W	70-54	(h)
----------	---	-------	-----

## TENNESSEE TECH (4-0)

3/7/47	W	55-51	(n)
2/8/89	W	111-101	(h)
12/23/04	W	69-57	(h)
11/11/11	W	69-58	(h)

## TEXAS (1-2)

12/19/87	W	85-56	(h)
2/22/89	L	123-104	(a)
3/23/08	L	75-72	(n)

## TEXAS A&amp;M (3-0)

12/19/56	W	86-80	(h)
12/9/01	W	64-55	(a)
11/26/02	W	78-72	(h)

## TEXAS-ARLINGTON (1-0)

11/13/05	W	76-65	(n)
----------	---	-------	-----

## TEXAS CHRISTIAN (0-1)

12/14/57	L	82-59	(n)
----------	---	-------	-----

## TEXAS SOUTHERN (1-0)

11/14/13	W	84-69	(h)
----------	---	-------	-----

## TEXAS TECH (1-0)

12/22/52	W	79-64	(h)
----------	---	-------	-----

## TOLEDO (1-0)

12/6/56	W	68-67	(a)
---------	---	-------	-----

## TORONTO (1-0)

1/8/59	W	97-75	(h)
--------	---	-------	-----

## TOWSON STATE (1-0)

1/11/86	W	71-66	(h)
---------	---	-------	-----

## TULANE (5-4)

1/22/47	L	60-39	(h)
12/29/55	W	86-75	(h)
12/29/58	W	94-72	(h)
2/3/68	L	99-88	(a)
1/16/69	L	90-79	(h)
1/29/70	L	105-90	(a)
1/16/71	W	74-71	(h)
3/3/90	W	93-60	(h)
11/19/09	W	74-54	(n)

## TULSA (1-1)

2/22/62	W	83-66	(h)
3/24/00	L	80-71	(n)

## TURNER'S SPORTS SHOP (2-2)

1928-29	W	43-23	(h)
1928-29	W	36-17	(h)
1928-29	L	36-27	(h)
1930-31	L	33-24	(h)

## U - U - U

## UCLA (0-4)

12/12/69	L	127-69	(a)
12/21/85	L	109-64	(a)
12/1/88	L	91-66	(h)
3/13/98	L	65-62	(n)

## UNLV (0-2)

12/28/94	L	56-55	(h)
11/29/96	L	55-43	(a)

## UTAH (1-0)

1/3/66	W	88-87	(h)
--------	---	-------	-----

## V - V - V

## VALPARAISO (1-1)

12/28/56	L	81-76	(h)
3/14/12	W	66-50	(h)

# ALL-TIME SERIES RESULTS

## VILLANOVA (10-13)

2/18/92	L	74-50	(a)
2/25/92	L	61-50	(h)
1/30/93	L	82-69	(a)
3/6/93	W	77-76	(h)
2/12/94	L	77-58	(h)
3/5/94	L	83-63	(a)
1/25/95	L	92-62	(h)
2/7/95	L	73-63	(a)
12/5/95	L	70-68	(h)
1/27/96	L	90-62	(a)
1/11/97	W	61-59	(a)
1/22/98	W	78-63	(h)
1/31/98	L	78-75	(a)
2/16/99	W	103-82	(h)
1/11/00	W	67-66	(a)
2/17/01	W	80-62	(a)
3/3/01	W	65-53	(h)
1/24/02	W	76-58	(h)
2/5/02	W	65-56	(a)
2/8/03 (OT)	L	72-67	(h)
2/25/03	L	75-56	(a)
1/25/04	L	76-69	(h)
3/2/04	W	59-56	(a)

## VIRGINIA (10-6)

2/10/66	W	80-75	(h)
12/10/66	W	80-78	(a)
1/12/05	W	91-80	(a)
3/10/05	L	66-65	(n)
1/24/06	L	71-51	(a)
2/3/07	L	81-70	(a)
2/21/07	W	68-60	(h)
3/1/08	W	95-93	(h)
2/26/09	W	62-55	(a)
1/16/10	L	75-57	(a)
2/23/10	W	74-62	(h)
2/5/11 (OT)	W	70-68	(h)
3/10/11 (OT)	W	69-62	(n)
1/7/12	L	52-51	(a)
2/19/13	W	54-50	(h)
2/26/14	L	65-40	(a)

## VCU (3-1)

2/22/88	W	96-93	(a)
1/9/89	L	87-77	(h)
2/9/91	W	73-58	(h)
11/16/07	W	69-63	(n)

## VIRGINIA TECH (14-12)

1/10/01	L	85-74	(a)
2/6/01	W	86-61	(h)
1/12/02	W	77-68	(a)
3/2/02	W	83-77	(h)
2/11/03	W	85-65	(h)
3/5/03	W	79-71	(a)
1/17/04	W	65-59	(a)
2/02/05	L	73-63	(h)
2/19/05	L	71-58	(a)
2/22/06	W	70-59	(h)
1/23/07	L	92-85	(h)
2/24/07	L	73-57	(a)
2/9/08	W	74-71	(a)
3/14/08	L	63-49	(n)
1/25/09 (OT)	L	88-83	(h)
3/12/09	L	65-47	(n)
1/13/10	L	81-66	(a)
1/31/10	W	82-75	(h)
3/12/10	W	70-65	(n)
1/30/11	L	72-68	(a)
2/9/12	W	65-49	(h)
1/30/13	W	73-64	(a)
2/27/13	W	76-58	(h)
12/8/13 (OT)	L	61-60	(h)
2/15/14	L	52-45	(a)
3/12/14	W	57-53	(n)

## VOLKS A.C. (0-1)

2/10/28	L	42-26	(h)
---------	---	-------	-----

## W - W - W

## WAGNER (0-1)

12/29/93	L	57-55	(h)
----------	---	-------	-----

## WAKE FOREST (7-9)

2/5/40	L	46-17	(a)
1/28/91	L	72-66	(a)
1/29/05	L	94-82	(a)
2/15/05	L	68-63	(h)
1/31/06	W	78-69	(h)
1/6/07	L	59-58	(h)
2/17/07	L	74-69	(a)
1/29/08	L	70-68	(a)
2/4/09	W	79-52	(h)
1/9/10	W	67-66	(h)
2/2/10	L	62-53	(a)
3/11/10	W	83-62	(n)
2/9/11	W	74-73	(a)
2/18/12	W	74-56	(h)
2/23/13	L	80-65	(a)
3/8/14	W	69-56	(h)

## WASHINGTON (0-3)

12/1/67	L	96-54	(a)
12/2/67	L	81-80	(a)
1/15/90	L	83-67	(a)

## WASHINGTON & LEE (1-0)

12/18/54	W	80-75	(n)
----------	---	-------	-----

## WEST VIRGINIA (7-8)

12/30/55	L	83-78	(h)
1/5/91	L	71-67	(a)
2/6-96	W	68-65	(h)
2/17/96	L	72-69	(a)
3/1/97	L	82-54	(h)
1/10/98	L	98-84	(a)
2/28/98	W	70-66	(h)
1/16/99	W	64-55	(a)
1/5/00	W	66-58	(h)
2/22/00	W	68-50	(a)
2/28/01	W	73-66	(h)
1/7/03	L	68-63	(a)
3/6/04	L	58-53	(h)
12/4/10	W	79-76	(h)
12/10/11	L	77-66	(a)

## WESTERN KENTUCKY (1-13)

3/8/47	L	55-46	(a)
1/21/49	L	78-45	(h)
1/22/49	L	63-47	(h)
1/27/50	L	65-61	(h)
1/28/50	L	78-61	(h)
2/15/50	L	79-57	(a)
2/16/50	L	83-47	(a)
1/16/51	L	89-47	(a)
1/26/51	L	68-64	(h)
1/25/52	L	102-74	(h)
1/22/53	L	98-56	(h)
1/31/59	W	109-95	(h)
3/8/60	L	107-84	(n)
12/28/66	L	94-89	(h)

## WICHITA STATE (1-0)

12/30/88	W	81-59	(n)
----------	---	-------	-----

## WILLIAM & MARY (1-0)

2/2/66	W	88-66	(h)
--------	---	-------	-----

## WINTHROP (2-2)

12/14/86	L	63-55	(h)
1/9/88	W	62-60	(h)
12/16/96	W	81-56	(h)
12/29/07	L	76-70	(n)

## WISCONSIN (0-2)

12/7/85	L	88-66	(a)
12/8/86	L	65-54	(h)

## WISCONSIN-GREEN BAY (2-1)

12/9/85	W	67-63	(a)
1/3/87	L	62-45	(h)
11/15/05	W	80-54	(n)

## WOFFORD (2-0)

11/20/04	W	67-64	(h)
12/10/05	W	71-40	(h)

## X - X - X

## XAVIER (2-1)

2/2/56	W	77-75	(h)
12/29/59	W	87-69	(h)
11/27/04 (OT)	L	83-70	(n)

## Y - Y - Y

## YALE (4-2)

12/29/50	L	78-62	(h)
12/27/51	L	70-68	(h)
12/27/55	W	92-90	(h)
12/28/64	W	86-71	(h)
12/20/68	W	77-71	(n)
12/29/86 (OT)	W	78-75	(n)

## YMHA (2-0)

1940-41	W	48-39	(h)
12/15/48	W	61-46	(h)



## ALL-TIME SERIES RESULTS

## 1926-27

Season Record: 7-1

**Art Webb, Head Coach**

Rollins	W	45-20
YMCA	W	55-11
St. Petersburg	W	45-23
Havana	L	23-28
Oglethorpe	W	49-26
Stetson	W	38-18
Florida Southern	W	54-24
Florida	W	39-20

Season Totals: 348-170

## 1927-28

Season Record: 8-4

**Art Webb, Head Coach**

1/14 Rollins	W	52-15
1/20 Stetson	W	33-25
1/23 at Rollins	L	21-32
1/24 at Stetson	L	26-32
1/25 at Florida Southern	L	26-40
2/3 Havana	W	38-14
2/10 Volks AC	L	26-42
2/15 at Florida	W	40-39
2/16 at Sebring AC	W	36-23
2/18 Florida Southern	W	38-18
2/21 Mia Beach Canoe Club	W	52-21
2/23 Mia Beach Canoe Club	W	18-9

Season Totals: 406-310

## 1928-29

Season Record: 13-6

**Tom McCann, Head Coach**

Rollins	W	34-15
Havana	L	22-26
Ponce de Leon	L	11-12
Miami Beach	W	66-18
Stetson	W	35-13
Agoga	W	49-19
at Rollins	W	34-13
at Florida Southern	L	15-39
at Stetson	L	13-20
Church League All-Stars	W	68-23
Turner's Sports Shop	W	43-17
Turner's Sports Shop	W	36-17
Florida Southern	W	36-29
Junior C. of C.	W	25-24
Agoga	W	63-33
Junior C. of C.	L	23-28
Redland	W	42-11
City Hall	W	28-20
Turner's Sports Shop	L	27-36

Season Totals: 670-419

## 1929-30

UM did not have a team

## 1930-31

Season Record: 3-7

**Art Webb, Head Coach**

Turner's Sports Shop	L	24-33
Rollins	L	22-32
Rollins	W	41-39
Florida Southern	W	27-24
Stetson	L	16-36
at Sebring Fireman	W	38-35
at Stetson	L	15-37
at Florida Southern	L	21-40
at Rollins	L	26-29
at Rollins	L	22-26

Season Totals: 252-331

## 1931-32

Season Record: 17-1

**Tom McCann, Head Coach**

Won South Florida AAU title

## 1932-38 NO TEAM

## 1938-39

Season Record: 4-6

**Hart Morris, Head Coach**

Havana	W	38-34
Havana	W	46-40
Rollins	W	48-29
Rollins	L	45-49
at Rollins	W	52-39
at Rollins	L	28-42
at Mercer	L	37-56
at Georgia	L	19-41
Jewish Prog., Atlanta	L	24-39
at Albany Ga. Blues	L	35-53

Season Totals: 372-422

## 1939-40

Season Record: 8-12

**Hart Morris, Head Coach**

Stetson	L	29-33
Stetson	L	27-39
Rollins	L	50-51
Rollins	L	25-38
at NC State	L	35-46
2/5 at Wake Forest	L	17-46
at Elon	L	30-58
2/8 at Florida	L	23-36
2/9 at Florida	L	26-53
at Tampa	W	39-31
at Florida Southern	W	43-42
at Rollins	L	49-56
at Rollins	W	50-49
at Stetson	L	43-48
at Stetson	L	37-46
at Florida Southern	W	37-30
Eastern Air Lines	W	30-25
*Boynton	W	41-29
*Pi Chi	W	42-29
*Freshmen	W	43-39

Season Totals: 716-824

\* Gold Ball Tournament

## 1940-41

Season Record: 10-6

**Hart Morris, Head Coach**

Stetson	L	29-46
Stetson	L	41-51
YMHA	W	48-39
Rollins	W	55-29
Rollins	W	57-41
at Florida Southern	W	57-43
at Rollins	W	44-35
at Stetson	L	40-45
at Stetson	W	40-35
Florida Southern	W	41-33
Florida Southern	L	38-50
2/21 Florida	L	35-48
2/22 Florida	L	50-62
Pi Chi*	W	45-27
Shenandoah Presby.*	W	50-36
Freshmen*	W	37-34

Season Totals: 707-654

\* Gold Ball Tournament

## 1941-42

Season Record: 9-7

**Hart Morris, Head Coach**

Marshall	L	33-37
Jacksonville Navy	W	44-18
Florida Southern	W	41-21
Florida Southern	W	41-25
Alumni	W	52-32
2/5 at Florida	L	31-47
2/6 at Florida	L	34-37
at Florida Southern	W	41-34
at Stetson	L	42-47
at Stetson	L	34-42
Tampa	W	38-34
Tampa	W	52-38
at Jacksonville Navy	L	25-46
at Jacksonville Navy	L	37-44
Stetson	L	37-44
Stetson	W	46-36

Season Totals: 628-570

## 1942-45 NO RESULTS

## 1945-46

Season Record: 8-5

**W.H. Steers, Head Coach**

1/11 Coast Guard	W	46-45
1/16 Navy Rec. Barracks	L	43-46
1/17 7th Navy District	L	19-53
1/25 Boca Raton AAF	L	40-55
1/26 Coast Guard	W	54-45
2/4 Ft. Lauderdale NAS	L	31-32
2/5 Boca Raton AAF	L	41-48
2/9 Caribbean A.S.	W	46-41
2/11 Florida Southern	W	45-40
2/12 Florida Southern	W	53-47
2/18 at Tampa	W	44-23
2/19 at McDill Field	W	54-50
2/20 at Florida Southern	W	46-43

Season Totals: 560-568

## 1946-47

Season Record: 20-7

**Hart Morris, Head Coach**

12/13 Florida Southern	W	38-25
12/14 Florida Southern	L	25-41
12/20 Florida	W	36-33
12/21 Florida	W	39-35
1/3 at Florida	L	28-42
1/4 at Florida	L	28-61
1/10 Tampa	W	53-27
1/11 Tampa	W	52-34
1/17 at Miami (Ohio)	L	44-60
1/18 at Morehead State	W	61-56
1/22 Tulane	L	39-60
1/24 Stetson	L	46-53
1/25 Stetson	W	74-50
1/29 at Boca Raton AAF	W	61-43
1/31 at Tampa	W	53-25
2/1 at Tampa	W	82-36
2/6 Cincinnati	W	57-54
2/7 at Florida Southern	W	55-43
2/8 at Florida Southern	W	61-43
2/14 Pensacola NAS	W	69-50
2/15 Pensacola NAS	W	64-36
2/21 at Stetson	W	54-41
2/22 at Stetson	W	44-38
2/28 Banana River AF	W	68-48
3/6 City Coll. of Charleston	W	56-52
3/7 Tennessee Tech	W	55-51
3/8 Western Kentucky	L	46-55

Season Totals: 1400-1192

## 1947-48

Season Record: 11-7

**Hart Morris, Head Coach**

12/12 Tampa	L	35-47
12/13 Tampa	W	58-46
12/19 Florida	W	67-50
12/20 Florida	L	55-58
12/26 Pittsburgh	W	43-40
1/2 Pennsylvania	L	46-53
1/16 at Stetson	L	46-49
1/17 at Stetson	W	59-39
1/31 at McDill Field	W	67-38
2/3 at Tampa	W	60-5
2/4 at Tampa	W	86-67
2/6 at Florida Southern	L	50-59
2/7 at Florida Southern	W	52-43
2/14 Stetson	L	36-41
2/20 at Florida	L	50-72
2/21 at Florida	W	52-49
2/27 Florida Southern	W	76-44
2/28 Florida Southern	W	59-42

Season Totals: 997-902

# ALL-TIME SERIES RESULTS

## 1948-49

Season Record: 19-8

Hart Morris, Head Coach

1948	Checker Cab	W	73-33
12/14	Muffets	W	69-51
12/15	YMHA	W	61-46
12/17	South Carolina	W	59-40
12/18	South Carolina	W	65-64
12/21	Pittsburgh	W	58-52
12/22	Pittsburgh	L	48-80
12/28	Princeton	W	37-35
12/29	Princeton	L2OT	55-62
1/7	Havana	W	73-57
1/8	Havana	W	66-53
1/14	Florida	W	75-65
1/15	Florida	W	44-42
1/21	Western Kentucky	L	45-78
1/22	Western Kentucky	L	47-63
1/28	Maryland	L	42-43
1/29	Maryland	W	58-48
2/5	Stetson	W	53-42
2/8	at Florida Southern	W	68-47
2/9	at Florida Southern	W	68-57
2/11	at Stetson	W	81-46
2/12	at Stetson	W	70-58
2/19	Tampa	W	74-57
2/22	at Florida	L	56-90
2/23	at Florida	W	60-50
2/25	at Tampa	L	58-81
3/7	vs. Eastern Illinois*	L	73-89

Season Totals: 1633-1515

\* NAIB Tournament (Kansas City, Mo.)

## 1949-50

Season Record: 14-9

Hart Morris, Head Coach

12/7	Muffets	W	78-37
12/10	Florida	L	53-60
12/14	South Carolina	W	64-54
12/15	South Carolina	W	57-56
12/21	Mississippi	W	82-67
12/22	Mississippi	W	55-43
12/29	Pennsylvania	W	64-62
12/30	Pennsylvania	W	53-51
1/6	Tampa	W	76-61
1/7	Stetson	W	65-58
1/13	North Carolina	L	53-55
1/14	North Carolina	L	51-66
1/20	Florida Southern	W	69-59
1/21	Florida Southern	W	59-49
1/27	Western Kentucky	L	61-65
1/28	Western Kentucky	L	61-78
2/6	at Tampa	L	55-67
2/8	at Stetson	W	88-61
2/9	at Stetson	W	82-63
2/11	Rollins	W	70-54
2/15	at Western Kentucky	L	57-79
2/16	at Western Kentucky	L	47-83
2/18	at Florida	L	46-66

Season Totals: 1446-1393

## 1950-51

Season Record: 10-12

Hart Morris, Head Coach

12/7	at Rollins	L	58-59
12/9	at Florida Southern	W	64-61
12/11	LSU	W	68-62
12/15	Teachers Coll. of CT	W	60-48
12/19	Florida State	W	80-61
12/27	Dartmouth	W	61-52
12/29	Yale University	L	78-62
1/5	Louisville	L	73-60
1/10	Rollins	W	79-54
1/12	Tampa	LOT	75-77
1/16	at Western Kentucky	L	47-89
1/18	at Pittsburgh	L	56-81
1/20	at St. Joseph's (Pa.)	L	47-58
1/24	Stetson	W	82-55
1/26	Western Kentucky	L	64-68
2/2	Florida	L	71-78
2/5	La Salle	L	84-95
2/6	La Salle	WOT	77-75
2/9	Florida Southern	W	79-65
2/13	at Florida	L	61-71
2/14	at Stetson	W	78-66
2/24	at Tampa	L	74-94

Season Totals: 1487-1520

## 1951-52

Season Record: 14-8

Hart Morris, Head Coach

	Boca Chica	W	90-53
	Key West Navy	W	85-55
12/12	Culver-Stockton	W	68-54
12/15	at Rollins	L	63-78
12/17	at Florida	L	65-69
11/30	Nebraska	W	70-60
12/27	Yale	L	68-70
12/29	Pennsylvania	L	64-89
1/4	Furman	L	53-55
1/9	Florida Southern	W	106-43
1/11	Florida State	W	93-56
1/14	Stetson	W	88-57
1/18	Tampa	W	87-61
1/25	Western Kentucky	L	74-102
2/1	Bowling Green	L	67-78
2/7	at Florida Southern	W	58-41
2/9	at Stetson	W	80-74
2/11	at Florida State	W	76-63
2/15	Rollins	W	98-61
2/18	Florida	W	76-68
2/23	at Tampa	W	87-78
2/28	vs. Florida State*	L	70-73

Season Totals: 1633-1515

\* NAIB District Tournament (DeLand, Fla.)

## 1952-53

Season Record: 8-12

Dave Wike, Head Coach

12/1	Florida Southern	W	83-60
12/10	at Loyola (N.O.)	L	54-71
12/11	at Louisiana State	L	58-86
12/16	Florida	W	75-73
12/18	Columbia	L	59-65
12/22	Texas Tech	W	79-64

12/29	Louisville	L	74-84
1/3	Georgia Tech	W	82-60
1/9	Florida State	W	93-65
1/12	Stetson	W	71-70
1/16	Tampa	L	65-72
1/22	Western Kentucky	L	56-98
1/30	Murray State	L	65-69
2/2	at Florida	L	56-78
2/4	at Stetson	L	77-80
2/5	at Rollins	W	68-60
2/12	Rollins	W	95-69
2/21	at Tampa	L	84-86
2/23	at Florida State	L	75-81
2/24	at Eglin Field	L	64-66

Season Totals: 1433-1457

## 1953-54

Season Record: 5-10

Dave Wike, Head Coach

12/12	Florida	W	85-75
12/19	Rio Grande	L	88-98
12/21	Ohio State	L	81-106
12/28	Pennsylvania	L	54-67
1/4	Brandeis	L	48-68
1/9	Florida State	W	78-61
1/15	at Florida	L	52-75
1/18	Stetson	L	63-85
2/1	Maryland	L	57-63
2/4	at Rollins	L	71-85
2/5	at Florida State	W	69-76
2/11	at Stetson	L	56-108
2/12	at Tampa	W	69-65
2/13	at Fla. Southern	W2OT	77-70
2/22	Tampa	W	67-59

Season Totals: 1015-1161

## 1954-55

Season Record: 10-11

Bruce Hale, Head Coach

12/13	Florida Southern	W	58-44
12/16	Florida	L	61-70
12/17	vs. Tennessee*	L	80-89
12/18	vs. Washington & Lee*	W	80-75
12/20	at Florida State	L	66-71
12/29	New York University	L	67-74
1/3	Furman	L	74-91
1/8	Rollins	W	93-76
1/10	Miami (Ohio)	L	73-75
1/13	at Florida	L	68-80
1/17	Tampa	W	103-76
1/24	Georgetown	W	84-81
2/5	South Carolina	W	77-83
2/9	Pittsburgh	L	72-78
2/12	at Rollins	W	77-69
2/14	at Stetson	L	85-89
2/16	at Florida Southern	W	73-71
2/17	at Tampa	W	105-89
2/19	at Key West Navy	W	87-75
2/22	Stetson	W	79-77
2/25	Florida State	L	80-86

Season Totals: 1642-1619

\* Blue Gray Tournament (Montgomery, Ala.)

## 1955-56

Season Record: 14-12

Bruce Hale, Head Coach

12/3	Florida Southern	W	92-80
12/6	Tampa	W	96-59
12/10	at Southern Miss	L	61-63
12/12	at Loyola (N.O.)	W	83-82
12/14	at Spring Hill College	L	71-79
12/19	Florida	L	69-74
12/22	Bradley	W	80-73
12/27	Yale	W	92-90
12/29	vs. Tulane*	W	86-75
12/30	vs. West Virginia*	L	78-83
1/4	vs. Memphis State^	L	71-79
1/5	vs. Clemson^	L	96-98
1/7	at Florida State	L	76-78
1/9	Mississippi College	W	89-84
1/13	at Florida	L	85-87
1/16	Stetson	W	85-79
1/21	Rollins	W	86-72
1/25	Houston	L	77-95
1/31	Kentucky Wesleyan	L	82-86
2/2	Xavier	W	77-75
2/8	at Stetson	L	84-91
2/9	at Rollins	W	89-82
2/10	at Florida Southern	W	91-90
2/11	at Tampa	W	94-74
2/20	Morehead State	L	89-102
2/25	Florida State	W	91-85

Season Totals: 2170-2115

\* Orange Bowl Classic (Miami, Fla.)

^ Senior Bowl Classic (Mobile, Ala.)

## 1956-57

Season Record: 13-13

Bruce Hale, Head Coach

12/1	Florida Southern	W	84-69
12/3	Kentucky	L	75-114
12/5	at Dayton	L	48-87
12/6	at Toledo	W	68-67
12/8	at Akron	L	80-106
12/11	Tampa	W	97-84
12/15	Florida	L	65-89
12/19	Texas A&M	W	86-80
12/22	Houston	W	67-63
12/27	vs. Connecticut*	L	70-74
12/28	vs. Valparaiso*	L	76-81
12/29	vs. Seton Hall*	L	80-92
1/3	Colorado	L	66-73
1/7	Stetson	W	89-81
1/10	at Florida	L	63-98
1/12	at Florida State	W	85-77
1/19	Rollins	W	63-51
1/24	Kentucky Wesleyan	W	100-95
1/31	Louisville	L	60-89
2/2	Spring Hill	L	75-84
2/6	at Stetson	L	93-95
2/7	at Rollins	W	93-86
2/8	at Florida Southern	L	85-95
2/9	at Tampa	W	78-77
2/26	Southern Miss	W	85-78
2/23	Florida State	W	98-82

Season Totals: 2029-2167

\* Orange Bowl Classic

## ALL-TIME SERIES RESULTS

## 1957-58

## Season Record: 14-8

## Bruce Hale, Head Coach

12/2	Jacksonville	W	89-87
12/5	Tampa	W	69-67
12/10	Loyola (N.O.)	L	62-76
12/11	at Louisiana State	W	73-65
12/13	vs. Mississippi State*	L	64-66
12/14	vs. Texas Christian*	L	59-82
12/16	at Kentucky Wesleyan	W	96-78
12/21	Florida	L	64-73
1/8	Stetson	W	103-80
1/13	Rollins	W	90-71
1/16	at Florida	L	70-75
1/17	Jacksonville	L	72-86
1/18	at Florida State	L	70-71
1/25	Loyola (N.O.)	W	89-82
1/30	at Rollins	L	68-72
1/31	at Tampa	W	90-84
2/5	at Florida Southern	W	84-69
2/8	Army	W	92-82
2/10	Oklahoma City	W	83-66
2/15	at Stetson	W	92-85
2/17	Florida Southern	W	76-58
2/22	Florida State	W	86-66

Season Totals: 1741-1652

\* Montgomery Classic

## 1958-59

## Season Record: 18-7

## Bruce Hale, Head Coach

12/3	Rollins	W	104-87
12/5	Tampa	W	113-71
12/8	Florida Southern	W	107-80
12/12	vs. Pittsburgh*	L	65-69
12/13	vs. Clemson*	L	61-66
12/17	Florida	W	92-82
12/19	Florida State	W	85-79
12/20	vs. The Citadel^	L	77-93
12/29	vs. Tulane+	W	94-72
12/30	vs. Miami (Ohio)+	LOT	87-89
1/8	Toronto	W	97-55
1/15	at Florida	L	70-85
1/16	at Jacksonville	W	64-62
1/17	at Florida State	L	69-93
1/26	Kentucky Wesleyan	W	69-64
1/31	Western Kentucky	W	109-95
2/2	at Florida Southern	W	79-76
2/3	at Tampa	W	86-84
2/5	at Stetson	L	97-110
2/6	at Rollins	W	84-81
2/14	Jacksonville	W	95-93
2/16	Loyola (N.O.)	W	93-84
2/19	Stetson	W	99-81
2/23	Morehead State	W	102-85
2/28	Florida State	W	92-85

Season Totals: 2190-2029

\* Steel Bowl Classic (Pittsburgh, Pa.)

^ The Citadel Invitational (Charleston, S.C.)

+ Hurricane Classic

## 1959-60

## Season Record: 23-4

## NCAA Tournament

## Bruce Hale, Head Coach

12/1	Rollins	W	110-86
12/3	Jacksonville	W	106-98
12/5	Tampa	W	98-65
12/9	at Houston	W	72-63
12/10	at Centenary	L	77-84
12/12	at Loyola (N.O.)	W	86-70
12/14	Murray State	W	92-80
12/19	Florida	W	79-77
12/21	at Miami (Ohio)	W	83-78
12/28	vs. Brigham Young*	W	110-93
12/29	vs. Xavier*	W	87-69
1/2	South Carolina	WOT	107-106
1/7	at Iona	W	69-67
1/13	at Jacksonville	WOT	78-70
1/14	at Florida	W	70-65
1/16	at Florida State	W	93-91
1/23	Houston	L	79-88
1/29	Oklahoma City	W	97-84
2/2	at Rollins	W	90-79
2/3	at Tampa	W	74-73
2/4	at Stetson	W	94-86
2/6	at Florida Southern	W	88-71
2/11	Stetson	L	72-73
2/18	Florida Southern	W	121-85
2/22	Kentucky Wesleyan	W	104-95
2/27	Florida State	W	107-89
3/8	vs. Western Kentucky^	L	84-107

Season Totals: 2427-2192

\* Hurricane Classic

^ NCAA Tournament (Lexington, Ky.)

## 1960-61

## Season Record: 20-7

## NIT

## Bruce Hale, Head Coach

12/1	at Rollins	W	80-62
12/3	Tampa	W	93-64
12/6	at Santa Clara	L	65-66
12/8	at San Francisco	W	68-56
12/10	at Brigham Young	L	80-112
12/15	Florida Southern	W	87-54
12/17	Florida	W	93-74
12/28	vs. Army*	W	82-75
12/29	vs. Holy Cross*	W	77-71
1/4	Miami (Ohio)	W2OT	102-100
1/7	at La Salle	L	74-88
1/11	at Florida	L	73-81
1/13	at Jacksonville	WOT	93-84
1/14	at Florida State	L	78-89
1/21	Houston	W	89-78
1/26	Centenary	W	86-74
1/30	Louisville	W	71-69
2/1	Rollins	W	103-75
2/3	at Stetson	W	91-84
2/4	at Florida Southern	W	92-80
2/11	Loyola (N.O.)	W	65-61
2/15	Stetson	W	91-84
2/18	at Tampa	W	108-99
2/20	Jacksonville	W	96-80
2/23	Morehead State	W	85-70

2/25	Florida State	W	75-73
3/16	vs. St. Louis^	L	56-58

Season Totals: 2230-2036

\* Hurricane Classic

^ National Invitational Tournament

(New York, N.Y.)

## 1961-62

## Season Record: 14-12

## Bruce Hale, Head Coach

12/2	Jacksonville	W	93-80
12/4	at Morehead State	L	81-107
12/6	at Louisville	L	59-77
12/8	at Murray State	W	69-67
12/14	Florida Southern	W	96-67
12/16	Florida	W	66-61
12/28	vs. Miami (Ohio)*	W	83-73
12/29	vs. Temple*	L	67-85
1/3	Rhode Island	W	80-70
1/6	Oklahoma City	LOT	113-118
1/10	at Jacksonville	W	90-89
1/11	at Florida	L	62-74
1/13	at Florida State	L	60-65
1/22	Maryland	L	68-71
1/25	La Salle	L	61-73
1/30	at Tampa	L	95-113
1/31	at Rollins	W	89-67
2/2	at Stetson	W	79-70
2/3	at Florida Southern	W	82-73
2/8	Houston	L	69-80
2/10	Loyola (N.O.)	L	70-113
2/13	Stetson	W	86-78
2/17	Tampa	W	96-81
2/19	Rollins	W	92-54
2/22	Tulsa	W	83-66
2/24	Florida State	L	80-83

Season Totals: 2069-2045

\* Hurricane Classic

## 1962-63

## Season Record: 23-5

## NIT

## Bruce Hale, Head Coach

11/30	Florida	WOT	91-87
12/4	at Boston College	W	72-69
12/6	at Rhode Island	W	88-80
12/8	at Providence	W	82-75
12/13	Florida Southern	W	116-93
12/21	Duke	W	71-69
12/27	vs. Cornell*	W	94-85
12/28	vs. Pittsburgh*	W	86-85
1/3	at St. John's	W	67-59
1/4	at La Salle	L	76-78
1/9	at Jacksonville	W	103-91
1/10	at Florida	W	86-77
1/12	at Florida State	LOT	74-77
1/19	St. Peter's	W	99-75
1/24	Houston	W	71-70
1/29	at Tampa	W	78-76
1/30	at Rollins	W	120-72
2/1	at Stetson	L	64-66
2/2	at Florida Southern	W	99-83
2/5	Jacksonville	W	112-105
2/9	Louisville	W	112-84

2/12	Rollins	W	114-75
2/16	Loyola (N.O.)	L	77-84
2/18	Tampa	W	112-81
2/23	Florida State	W	99-70
2/26	Stetson	W	75-60
3/16	vs. St. Francis (N.Y.)^	W	71-70
3/19	vs. Providence^	L	96-106

Season Totals: 2505-2212

\* Hurricane Classic

^ National Invitational Tournament

(New York, N.Y.)

## 1963-64

## Season Record: 20-7

## NIT

## Bruce Hale, Head Coach

12/3	Tampa	W	101-95
12/7	Florida	W	95-79
12/10	at Santa Clara	L	77-86
12/12	at St. Mary's (CA)	L	101-86
12/14	at Nevada	WOT	81-78
12/17	San Francisco	W	95-83
12/19	Rollins	W	108-90
12/27	vs. Army*	W	79-71
12/28	vs. Syracuse*	LOT	85-86
1/4	Rhode Island	W	105-88
1/8	Jacksonville	W	97-92
1/9	at Florida	L	91-114
1/11	at Florida State	L	78-80
1/18	Memphis State	W	78-69
1/23	La Salle	W	121-99
1/28	at Rollins	W	127-85
1/29	at Tampa	W	134-104
1/31	at Stetson	W	81-75
2/1	at Florida Southern	W	85-78
2/4	Jacksonville	W	117-92
2/10	Creighton	L	94-124
2/13	at Houston	L	83-93
2/15	at Loyola (N.O.)	WOT	97-90
2/18	Florida Southern	W	120-79
2/22	Stetson	W	87-70
2/29	Florida State	W	82-80
3/12	vs. St. Joseph's (Pa.)^	L	76-86

Season Totals: 2575-2352

\* Hurricane Classic

^ National Invitational Tournament

(New York, N.Y.)

# ALL-TIME SERIES RESULTS

## 1964-65

Season Record: 22-4

**Bruce Hale, Head Coach**

12/1	at Tampa	W	136-119
12/4	vs. Duquesne*	W	99-95
12/5	vs. Pittsburgh*	W	85-71
12/8	at La Salle	L	86-90
12/10	at Niagra	W	74-67
12/12	St. John's	L	77-79
12/15	St. Mary's (CA)	W	89-77
12/19	Florida	W	67-58
12/28	vs. Yale^	W	86-71
12/29	vs. Maryland^	W	80-73
1/7	at Jacksonville	W	86-82
1/9	at Florida State	L	66-67
1/13	Florida Southern	W	124-93
1/16	Jacksonville	W	127-99
1/21	at Florida	L	69-86
1/23	at Rollins	W	128-92
1/30	Oklahoma City	W	115-92
2/2	Miami (Ohio)	W	100-85
2/4	at Stetson	W	86-84
2/5	at Florida Southern	W	94-82
2/9	Tampa	W	141-110
2/13	Loyola (N.O.)	W	115-86
2/16	Stetson	W	95-84
2/20	Houston	W	103-91
2/23	Rollins	W	148-79
3/1	Florida State	W	82-75

Season Totals: 2558-2190

\* Steel Bowl (Pittsburgh, Pa.)

^ Hurricane Classic

## 1965-66

Season Record: 15-11

**Bruce Hale, Head Coach**

12/1	Tampa	W	120-91
12/4	Florida	L	66-77
12/7	at Santa Clara	L	74-78
12/9	at San Francisco	L	89-105
12/11	at Nevada	L	79-89
12/18	Ohio University	W	105-100
12/27	vs. Boston*	W	81-60
12/28	vs. Louisville*	LOT	84-85
1/3	Utah University	W	88-87
1/7	at Florida State	L	62-78
1/8	at Jacksonville	L	69-71
1/12	at Florida	L	66-111
1/15	Florida Southern	W	89-66
1/27	at Stetson	W	89-78
1/28	at Florida Southern	W	101-80
1/29	at Tampa	W	83-71
2/2	William & Mary	W	88-66
2/5	Creighton	W	91-81
2/10	Virginia	W	80-75
2/12	Jacksonville	W	117-104
2/15	at Memphis State	L	72-86
2/17	at Houston	L	96-111
2/19	at Loyola (N.O.)	L	76-89
2/24	Stetson	W	86-77
2/28	Florida State	W	112-90
3/5	La Salle	W	108-102

Season Totals: 2271-2208

\* Hurricane Classic

## 1966-67

Season Record: 15-11

**Bruce Hale, Head Coach**

12/1	at Tampa	W	72-63
12/3	Florida	L	88-113
12/7	at La Salle	L	82-99
12/8	at Mount St. Mary's	W	86-83
12/10	at Virginia	W	80-78
12/16	vs. Clemson*	L	64-73
12/17	vs. Auburn*	W	87-73
12/27	vs. Pennsylvania^	W	82-78
12/28	vs. Western Kentucky^	L	89-94
1/6	at Jacksonville	W	75-70
1/7	at Florida State	L	60-61
1/10	Oklahoma City	W	111-109
1/14	Jacksonville	W	106-86
1/16	Tampa	W	97-86
1/19	Florida Southern	W	102-73
1/26	at Stetson	L	53-56
1/27	at Florida Southern	W	55-49
2/2	Memphis State	W	88-63
2/8	at Florida	L	57-73
2/11	Loyola (N.O.)	W	68-66
2/14	Stetson	W	95-84
2/18	Houston	L	86-105
2/21	Dayton	L	79-80
2/25	at St. John's	L	70-97
2/27	at Georgia Tech	L	84-90
3/1	Florida State	W	110-90

Season Totals: 2126-2091

\* Volunteer Classic, ^ Hurricane Classic

## 1967-68

Season Record: 17-11

**Ron Godfrey, Head Coach**

12/1	at Washington	L	54-96
12/2	at Washington	L	80-81
12/4	at St. Mary's (CA)	W	77-70
12/6	at Hawaii	W	102-83
12/7	at Hawaii	L	76-110
12/12	Tampa	W	104-103
12/16	Eastern Kentucky	W	93-87
12/19	Brown	W	72-71
12/27	vs. Dartmouth*	W	100-81
12/28	vs. New York Univ.*	W	102-91
1/2	La Salle	L	84-92
1/6	Pittsburgh	W	100-84
1/10	at Tampa	L	76-78
1/12	at Florida State	L	93-122
1/13	at Jacksonville	W	72-67
1/18	Jacksonville	W	76-75
1/26	at Stetson	W	72-67
1/27	at Florida Southern	W	94-76
1/30	Maryland	W	93-73
2/1	at Dayton	L	60-98
2/3	at Tulane	L	88-99
2/10	Florida A&M	W	108-98
2/13	at Memphis State	L	44-67
2/15	at Houston	L	64-106
2/17	at Loyola (N.O.)	L	84-86
2/20	Stetson	W	88-71
2/24	Creighton	W	106-93
3/1	Florida State	W	96-84

Season Totals: 2368-2419

\* Hurricane Classic

## 1968-69

Season Record: 14-10

**Ron Godfrey, Head Coach**

12/6	vs. Florida State*	L	84-111
12/7	vs. Florida*	L	62-111
12/11	at La Salle	W	71-96
12/13	at Alabama	L	72-85
12/20	vs. Yale^	W	77-71
12/21	vs. Maryland^	W	92-85
12/27	vs. Pittsburgh+	W	72-70
12/28	vs. Illinois+	L	76-86
1/4	Bucknell	W	89-84
1/6	at Tampa	L	61-62
1/10	at Florida State	L	81-86
1/11	at Jacksonville	W	94-87
1/16	Tulane	L	79-90
1/28	at Florida Southern	W	87-83
1/29	at Stetson	W	98-90
1/31	Hawaii	W	84-82
2/1	Morehead State	WOT	92-91
2/4	Stetson	L	83-87
2/8	Florida A&M	W	94-91
2/15	Loyola (N.O.)	W	89-80
2/18	Tampa	W	95-79
2/22	Miami (Ohio)	W	74-68
2/25	Jacksonville	W	95-86
3/1	Florida State	LOT	86-89

Season Totals: 1985-2048

\* Sunshine State Classic (Jacksonville, Fla.)

^ Marshall Tournament (Huntington, W.Va.)

+ Hurricane Classic

## 1969-70

Season Record: 9-17

**Ron Godfrey, Head Coach**

12/1	Oregon State	L	81-86
12/3	Biscayne	W	62-60
12/5	vs. Pittsburgh*	W	85-67
12/6	vs. Duquesne*	L	88-94
12/12	at UCLA	L	69-127
12/13	at Pepperdine	LOT	90-93
12/19	at St. Mary's (CA)	W	91-84
12/29	vs. Seton Hall^	L	69-76
12/30	vs. Ohio University^	L	74-99
1/3	Bucknell	W	93-88
1/5	Rhode Island	W	105-95
1/9	at Florida State	L	63-114
1/10	at Jacksonville	L	87-121
1/15	Centenary	W	94-78
1/23	at Florida Southern	W	103-92
1/24	at Stetson	L	88-116
1/29	at Tulane	L	90-105
1/31	at Loyola (N.O.)	L	84-98
2/7	Florida A&M	W	118-111
2/12	at Centenary	L	86-107
2/14	at Houston	L	98-118
2/17	La Salle	W	103-96
2/21	Stetson	L	86-95
2/26	Oklahoma City	L	90-91
2/28	Florida State	L	96-112
3/4	Jacksonville	L	97-108

Season Totals: 2290-2521

\* Steel Bowl (Pittsburgh, Pa.)

^ Hurricane Classic

## 1970-71

Season Record: 7-19

**Ron Godfrey, Head Coach**

12/4	Lehigh	W	74-67
12/9	at La Salle	L	77-97
12/11	at Dayton	L	77-91
12/18	vs. Nebraska*	L	58-85
12/19	vs. Oklahoma City*	LOT	91-94
12/22	Fordham	L	83-85
12/29	at Maryland	L	77-111
1/2	Oklahoma City	W	90-87
1/4	Seton Hall	W	89-81
1/8	at Florida State	L	106-114
1/9	at Jacksonville	L	82-124
1/11	Lafayette	W	78-75
1/16	Tulane	W	74-71
1/22	at Oklahoma City	L	75-88
1/23	at Creighton	L	84-104
1/29	at Florida Southern	LOT	95-96
1/30	at Stetson	L	74-90
2/1	Morehead State	L	75-76
2/6	Loyola (N.O.)	L	88-107
2/8	Stetson	L	76-91
2/11	at George Washington	L	81-83
2/13	at American	L	82-93
2/20	Houston	L	93-99
2/23	Marshall	W	89-88
2/27	Florida State	W	100-94
3/2	Jacksonville	L	75-94

Season Totals: 2143-2373

\* Husker Classic (Lincoln, Neb.)

## 1971-85 NO TEAM

## ALL-TIME RESULTS

## 1985-86

## Season Record: 14-14

## Bill Foster, Head Coach

11/22	The Citadel	W	85-77
11/29	Georgia State*	W	82-77
11/30	Georgia*	W	81-78
12/7	at Wisconsin	L	66-88
12/9	at Wis.-Green Bay	W	67-63
12/17	Florida	L	64-81
12/18	Rider	W	81-58
12/21	at UCLA	L	64-109
12/27	Brown^	L	61-62
12/28	Manhattan^	W	79-61
1/2	Fairfield	L	47-56
1/4	Hofstra	W	70-63
1/11	Towson State	W	71-66
1/18	Arizona	LOT	74-81
1/20	Florida State	W	83-75
1/23	Baptist	W	71-60
1/27	at Florida	L	53-75
1/31	at Brooklyn College+	W	102-93
2/3	at Florida State	L	72-90
2/8	at Dayton	L	68-79
2/12	MD-Eastern Shore	W	77-55
2/15	New Orleans	L	75-85
2/19	at Duke	L	82-102
2/22	Notre Dame	L	73-126
2/26	American	W	73-64
3/3	Hartford	W	66-62
3/5	at Marquette	L	62-84

Season Totals: 2006-2131

\* AMI Classic

^ Orange Bowl Tournament

+ West Palm Beach Auditorium

## 1986-87

## Season Record: 15-16

## Bill Foster, Head Coach

11/28	vs. Central Florida*	W	64-54
11/29	vs. Penn State*	L	61-74
12/6	at North Carolina	L	77-122
12/8	Wisconsin	L	54-65
12/14	Winthrop	L	55-63
12/20	Dartmouth	L	86-88
12/22	Duke	L	67-74
12/29	vs. Yale#	WOT	78-75
12/30	vs. Stanford#	W	71-58
1/3	Wisconsin-Green Bay	L	45-62
1/5	St. Francis (Pa.)	L	85-82
1/8	vs. PR-Bayamon+	W	74-54
1/9	vs. PR-Rio Piedras+	W	111-64
1/10	vs. Radford+	W	66-62
1/14	MD-Eastern Shore	W	88-66
1/17	at Kansas	L	47-82
1/20	Providence	L	88-92
1/24	Marquette	WOT	91-89
1/29	at New Mexico	L	78-87
1/31	at San Diego State	WOT	83-82
2/4	Florida State	W	63-57
2/7	Navy	W	62-78
2/10	at Farleigh Dickinson^	L	70-73
2/14	Dayton	L	78-92
2/16	Armstrong State	W	97-47
2/18	Florida International	W	102-81
2/21	at Florida	L	60-99
2/26	at Florida State	L	84-108
2/28	Coppin State	W	115-76
3/5	Notre Dame	L	49-65
3/7	Brooklyn College	W	83-64

Season Totals: 2332-2335

\* AMI Classic

# Palm Beach Hurricane Classic

+ Puerto Rico Tournament

^ at Meadowlands

## 1987-88

## Season Record: 17-14

## Bill Foster, Head Coach

11/27	vs. Michigan*	L	76-109
11/28	vs. Duquesne*	W	84-73
11/29	vs. Alaska Anchorage*	L	77-78
12/4	vs. Colgate^	W	96-68
12/5	vs. South Carolina^	L	63-76
12/17	St. Thomas	W	71-47
12/19	Texas	L	85-86
12/21	Alabama State	W	110-107
12/29	vs. American+	W	104-70
12/30	vs. Purdue+	L	82-110
1/2	Georgetown	L	78-82
1/4	Farleigh Dickinson	W	81-68
1/6	at Duke	L	69-107
1/9	Winthrop	W	62-60
1/11	Md. Baltimore Co.	W	75-56
1/16	at Marquette	L	51-65
1/20	Coppin State	W	64-54
1/23	South Florida	W	80-75
1/27	at Providence	W	83-77
2/1	Marist\$	WOT	79-76
2/4	Monmouth	LOT	62-64
2/6	San Diego State	L	49-56
2/9	at Brigham Young	L	86-99
2/15	Florida	L	73-83
2/18	Marist	L	62-72
2/22	at VCU	W	96-93
2/27	DePaul	L	82-101
3/1	at South Florida	W	92-71
3/5	Central Florida	W	100-80
3/8	at Dayton	L	89-90
3/12	Florida International	W	92-76

Season Totals: 2006-2131

\* Great Alaska Shootout

(Anchorage, Alaska)

^ City of Miami Classic

+ Eastern Airlines Palm Beach Classic

\$ at Madison Square Garden

## 1988-89

## Season Record: 19-12

## Bill Foster, Head Coach

11/25	Md. Eastern Shore	W	108-80
11/28	Oral Roberts	W	108-103
12/1	UCLA	L	66-91
12/5	Bethune-Cookman	W	88-72
12/10	Duke	L	102-117
12/16	Long Island	W	102-66
12/19	at Florida	L	81-101
12/23	St. Louis*	L	71-86
12/24	Eastern Illinois*	W	83-68
12/25	Old Dominion*	W	77-76
12/28	Pennsylvania+	W	102-69
12/30	Wichita State+	W	81-59
1/3	at Rutgers	WOT	99-94
1/7	at Georgetown	L	79-112
1/9	VCU	L	77-87
1/12	Kansas	W	87-86
1/16	at Stanford	L	59-93
1/24	Providence	L	91-106
1/28	Marquette	W	106-90
2/1	New Mexico	L	93-110
2/4	Brigham Young	W	107-86
2/6	South Florida	WOT	106-104
2/8	Tennessee Tech	W	111-101
2/11	at DePaul	L	79-87
2/14	Florida Atlantic^	W	79-74
2/18	at South Florida	W	85-78
2/22	at Texas	L	104-123
2/25	at Oral Roberts	L	92-99
2/27	Davidson	W	90-78
3/2	Savannah State	W	107-98
3/6	Florida International	W	89-82

Season Totals: 2809-2778

\* Chaminade Classic

+ Eastern Airlines Palm Beach Classic

^ at West Palm Beach Auditorium





## ALL-TIME RESULTS

## 1989-90

Season Record: 13-15

**Bill Foster, Head Coach**

11/27	Md. Baltimore Co.	W	91-74
12/1	Baptist	W	77-67
12/6	Dayton	W	87-82
12/16	Alabama State	L	81-98
12/19	at Arizona	L	53-83
12/27	Lehigh*	L	59-83
12/29	Boston College*	L	60-69
1/1	at George Mason	WOT	101-91
1/6	at South Florida	L	77-93
1/10	Kansas	L	73-100
1/12	Brooklyn College	W	94-61
1/15	at Washington	L	67-83
1/18	Florida State	WOT	101-97
1/20	Arizona State	L	58-62
1/27	at Notre Dame	L	60-107
1/31	at DePaul	L	48-76
2/3	Mercer	W	53-47
2/5	at North Carolina	L	74-87
2/10	at Davidson	W	72-64
2/12	DePaul	L	49-66
2/15	Central Conn. State	W	62-40
2/17	at Florida St.	L	73-92
2/19	Florida	W	62-59
2/21	at Providence	L	67-101
2/24	South Florida	W	81-73
2/27	Hartford	L	58-62
3/3	Tulane	W	93-60
3/6	Florida International	W	83-55

Season Totals: 2014-2132

\* Eastern Airlines Palm Beach Classic

## 1990-91

Season Record: 9-19

**Leonard Hamilton, Head Coach**

11/23	George Mason	L	91-97
11/27	at Penn State	L	67-93
12/1	at Southern Cal	L	71-92
12/5	at South Florida	L	71-79
12/14	Georgia	L	60-78
12/17	Dartmouth	W	72-60
12/19	at SMU	L2OT	88-93
12/27	Miami (Ohio)*	L2OT	99-101
12/28	Mississippi State*	W	74-67
12/30	at Florida	L	60-62
1/3	at St. Joseph's (Pa.)	L	79-92
1/5	at West Virginia	L	67-71
1/9	Lehigh	W	99-67
1/12	Notre Dame	L	52-60
1/14	Lafayette	L	57-73
1/16	at Kansas	L	60-73
1/21	at Memphis State	L	72-80
1/25	Penn State	L	57-69
1/28	at Wake Forest	L	66-72
1/31	Northeastern	W	79-63
2/2	Davidson	W	79-67
2/6	St. Joseph's (Pa.)	W	87-64
2/9	VCU	W	73-58
2/11	Memphis State	LOT	82-83
2/23	DePaul	L	53-66
2/25	South Florida	W	67-58
3/4	Florida International	W	87-65
3/6	at DePaul	L	58-75

Season Totals: 2027-2078

\* Eastern Airlines Palm Beach Classic

## JOINED BIG EAST

## 1991-92

Season Record: 8-24

(1-17 BIG EAST)

**Leonard Hamilton, Head Coach**

11/23	Barry	L	91-97
11/25	Florida Atlantic	W	83-53
11/29	Maine#	W	62-57
11/30	Eastern Kentucky#	L	61-66
12/1	Tennessee#	W	72-60
12/6	Howard	L	55-64
12/20	Southern Methodist	L	60-69
12/23	at Arizona State	L	57-62
12/27	Marshall+	W	70-55
12/29	George Washington+	L	64-78
1/2	at Connecticut*	L	62-85
1/4	at St. John's*	L	69-83
1/7	at Seton Hall*	L	52-64
1/11	at Syracuse*	L	57-73
1/14	St. John's*	W	45-42
1/18	Connecticut*	L	58-77
1/21	Boston College*	L	50-51
1/25	at Georgetown*	L	40-60
1/29	at Pittsburgh*	L	52-82
2/1	at Davidson	L	62-66
2/4	Pittsburgh*	L	55-77
2/12	Providence*	L	51-73
2/15	Georgetown*	L	58-75
2/18	at Villanova*	L	50-74
2/22	at Boston College*	L	49-55
2/25	Villanova*	L	50-61
2/29	Syracuse*	L	63-68
3/2	Florida International	W	68-63
3/4	Seton Hall*	LOT	82-90
3/7	at Providence*	L	57-62
3/12	Pittsburgh^	W	83-71
3/13	Georgetown^	L	64-77

Season Totals: 1941-2160

\* Big East Game

# San Juan Shootout

+ Palm Beach Classic

^ Big East Tournament (New York, N.Y.)

## 1992-93

Season Record: 10-17

(7-11 BIG EAST)

**Leonard Hamilton, Head Coach**

12/1	Florida International	L	64-72
12/4	Southwest Texas St.	L	57-60
12/7	at Seton Hall*	L	56-65
12/11	Barry	L	81-64
12/19	Florida Atlantic	W	84-61
12/22	at Georgia	L	67-69
12/27	Southern California	L	66-86
12/29	UNC Wilmington	L	73-88
1/2	Georgetown*	W	80-69
1/6	at Pittsburgh*	L	78-85
1/9	at Syracuse*	L	81-89
1/16	at St. John's*	L	74-78
1/19	Providence*	L	75-66
1/23	Pittsburgh*	L	84-86
1/26	Connecticut*	W	80-65
1/30	at Villanova*	L	69-82
2/4	Bethune-Cookman	W	78-54
2/6	Syracuse*	W	81-74
2/10	Boston College*	W	75-71
2/13	at Connecticut*	L	72/88
2/16	at Providence*	L	60-75
2/20	St. John's*	W	82-77
2/23	Seton Hall*	L	73-85
2/27	at Boston College*	L	58-70
3/3	at Georgetown*	L	64-82
3/6	Villanova*	W	77-76
3/11	Georgetown^	L	40-67

Season Totals: 1929-2004

\* Big East Game

^ Big East Tournament (New York, N.Y.)

# ALL-TIME RESULTS

## 1993-94

Season Record: 7-20  
(0-18 BIG EAST)

Leonard Hamilton, Head Coach

11/26	Florida Atlantic	W	85-53
12/1	UNC Asheville	W	82-60
12/4	Florida A&M	W	91-47
12/7	Georgetown*	L	47-61
12/10	Bethune-Cookman	W	82-54
12/17	Sam Houston State	W	73-58
12/19	at Buffalo	W	63-57
12/22	at Syracuse*	L	52-81
12/29	Wagner	L	55-57
1/4	at Florida Atlantic	W	79-62
1/8	at Providence*	L	59-81
1/12	at Pittsburgh*	L	55-83
1/15	at Boston College*	L	49-69
1/22	St. John's*	L	63-75
1/26	Seton Hall*	L	48-77
1/29	at Georgetown*	L	40-77
2/1	Pittsburgh*	L	71-80
2/5	at Connecticut*	L	57-73
2/8	at St. John's*	L	63-78
2/12	Villanova*	L	58-77
2/16	Boston College*	L	63-79
2/19	at Seton Hall*	L	63-85
2/22	Connecticut*	L	49-74
2/26	Providence*	L	60-88
3/1	Syracuse*	L	69-71
3/5	at Villanova*	L	63-83
3/10	Seton Hall^	L	51-69

Season Totals: 1690-1909

\* Big East Game

^ Big East Tournament (New York, N.Y.)

## 1994-95

Season Record: 15-13  
(9-9 BIG EAST)

NIT

Leonard Hamilton, Head Coach

11/25	Northeastern Illinois	W	66-48
11/28	Florida Atlantic	W	76-59
11/30	Robert Morris	W	66-51
12/6	Syracuse*	L	65-83
12/10	Florida A&M	W	67-53
12/20	at Clemson	L	55-75
12/28	UNLV+	L	55-56
12/30	Fordham	W	55-43
1/2	at Seton Hall*	L	54-72
1/7	at Georgetown*	L	64-71
1/11	at St. John's*	W	82-79
1/18	at Providence*	W	81-75
1/21	Boston College*	W	69-68
1/25	Villanova*	L	62-92
1/28	at Syracuse*	L	51-76
1/31	at Connecticut*	L	57-82
2/4	Georgetown*	W	67-61
2/7	at Villanova*	L	63-73
2/11	Providence*	W	69-63
2/13	St. John's*	W	71-69
2/18	at Pittsburgh*	L	61-67
2/22	Seton Hall*	W	61-57
2/25	at Boston College*	WOT	77-71
2/28	Pittsburgh*	WOT	76-68
3/2	at Florida Atlantic	W	80-70
3/4	Connecticut*	L	67-75
3/10	vs. Georgetown^	L	58-69
3/15	at Penn State#	L	56-62

Season Totals: 1831-1888

\* Big East Game

+ Orange Bowl Classic

^ Big East Tournament (New York, N.Y.)

# National Invitation Tournament

## 1995-96

Season Record: 15-13  
(8-10 BIG EAST)

Leonard Hamilton, Head Coach

11/24	Northeastern Illinois	W	81-58
11/27	at Florida Atlantic	W	76-56
12/2	Seton Hall*	W	80-70
12/5	Villanova*	L	68-70
12/9	Florida A&M	W	77-53
12/16	Winthrop	W	81-56
12/20	Florida Atlantic	W	61-51
12/23	Clemson	LOT	52-66
12/27	vs. Tennessee+	L	54-56
12/29	Columbia	W	69-62
1/3	Syracuse*	W	75-66
1/6	at Connecticut*	L	52-73
1/10	at Seton Hall*	L	63-66
1/13	at Georgetown*	L	67-72
1/20	Pittsburgh*	W	66-57
1/23	Notre Dame*	W	72-64
1/27	at Villanova*	L	62-90
2/1	at Syracuse*	L	51-72
2/6	West Virginia*	W	68-65
2/10	Boston College*	L	58-62
2/14	at Providence*	L	54-77
2/17	at West Virginia*	L	69-72
2/20	St. John's*	W2OT	96-91
2/25	at Rutgers*	L	55-71
2/28	at Notre Dame*	W	71-59
3/2	Providence*	W	66-59
3/6	vs. Rutgers^	W	77-67
3/7	vs. Georgetown^	L	62-92

Season Totals: 1883-1873

\* Big East Game

+ Orange Bowl Classic

^ Big East Tournament (New York, N.Y.)

## 1996-97

Season Record: 16-13  
(9-9 BIG EAST)

NIT

Leonard Hamilton, Head Coach

11/22	Buffalo	W	78-61
11/24	Florida Atlantic	W	83-74
11/29	at UNLV	L	43-55
12/3	St. John's*	L	57-61
12/7	Syracuse*	W	67-63
12/13	Hartford	W	74-58
12/18	Jacksonville	W	74-57
12/22	at Tennessee	L	65-78
12/28	vs. DePaul+	W	61-45
12/30	Lehigh	W	68-32
1/2	at Boston College*	W	65-62
1/4	at Georgetown*	W	69-67
1/8	at Pittsburgh*	L	72-76
1/11	at Villanova*	W	61-59
1/15	Providence*	W	71-69
1/18	Georgetown*	WOT	68-65
1/22	Connecticut*	W	69-46
2/2	at Rutgers*	L	59-60
2/5	Pittsburgh*	W	78-63
2/8	Rutgers*	W	53-50
2/10	at Seton Hall*	W	61-51
2/15	at Connecticut*	L	52-72
2/19	Boston College*	L	57-59
2/22	at St. John's*	L	73-77
2/25	at Notre Dame*	L	60-69
3/1	West Virginia*	L	54-82
3/5	vs. St. John's^	WOT	76-68
3/6	vs. Georgetown^	L	59-63
3/13	vs. Michigan#	L	63-76

Season Totals: 1105-1126

\* Big East Game

+ Orange Bowl Classic

^ Big East Tournament (New York, N.Y.)

# National Invitational Tournament



## ALL-TIME RESULTS

## 1997-98

Season Record: 18-10

(11-7 BIG EAST)

NCAA Tournament

Leonard Hamilton, Head Coach

11/14	at Southern Illinois	W	73-61
11/16	Florida Atlantic	W	69-47
11/21	Charlotte	W	89-72
11/24	Eastern Kentucky	W	86-64
11/29	at Jacksonville	W	74-70
12/2	Rutgers*	W	63-55
12/6	Georgetown*	W	66-56
12/12	Georgia State	W	80-64
12/22	at Memphis	W	65-57
12/27	vs. Georgia Tech+	L	61-69
12/31	at Seton Hall*	W	78-65
1/3	at Pittsburgh*	W	73-65
1/6	Connecticut*	W	76-67
1/10	at West Virginia*	L	84-98
1/13	at St. John's*	L	64-73
1/18	at Syracuse*	L	67-85
1/22	Villanova*	W	78-63
1/28	at Boston College*	W	67-57
1/31	at Villanova*	L	75-78
2/4	Providence*	W	64-54
2/10	Syracuse*	L	63-72
2/14	Notre Dame*	W	66-57
2/18	at Providence*	L	57-59
2/22	at Notre Dame*	W	65-59
2/24	Seton Hall*	L	71-76
2/28	West Virginia*	W	70-66
3/4	vs. Georgetown^	L	56-62
3/13	vs. UCLA#	L	62-65

Season Totals: 1962-1836

\* Big East Game

+ Orange Bowl Classic

^ Big East Tournament (New York, N.Y.)

# NCAA Tournament (Atlanta, Ga.)

## 1998-99

Season Record: 23-7

(15-3 BIG EAST)

NCAA Tournament

Leonard Hamilton, Head Coach

11/13	at Florida Atlantic	W	97-73
11/23	at UNC Charlotte	L	59-66
11/27	Northern Iowa	W	78-69
12/5	at Kentucky	L	65-74
12/8	Boston College*	W	77-64
12/11	Central Florida	W	66-56
12/18	at Georgia State	W	76-55
12/22	Memphis	W	80-64
12/27	vs. Ohio State+	W	72-64
12/30	at Georgetown*	W	64-63
1/6	St. John's*	W	84-79
1/9	Notre Dame*	L	68-71
1/13	at Rutgers*	W	74-62
1/16	at West Virginia*	W	64-55
1/20	Connecticut*	L	68-70
1/24	at Boston College*	W	75-67
1/27	Seton Hall*	W	77-71
1/30	at Pittsburgh*	L	54-60
2/3	at St. John's*	W	73-70
2/6	Georgetown*	W	71-58
2/8	at Syracuse*	W	76-63
2/13	at Providence*	W	69-65
2/16	Villanova*	W	103-82
2/20	at Connecticut*	W	73-71
2/23	Pittsburgh*	W	85-52
2/27	Rutgers*	W	68-63
3/4	vs. Georgetown^	W	65-54
3/5	vs. St. John's^	L	59-62
3/12	vs. Lafayette#	W	75-54
3/14	vs. Purdue#	L	63-73

Season Totals: 2178-1950

\* Big East Game

+ Orange Bowl Classic

^ BIG East Tournament (New York, N.Y.)

# NCAA Tournament (Boston, Mass.)

## 1999-00

Season Record: 23-11

(13-3 BIG EAST)

BIG EAST Regular Season Co-Champions

NCAA Sweet Sixteen

Leonard Hamilton, Head Coach

11/19	at Central Florida	W	81-54
11/23	Monmouth	W	67-46
11/30	Bethune-Cookman	W	102-75
12/4	at Memphis	L	72-82
12/7	Charlotte	L	65-75
12/11	Hartford	W	97-61
12/18	vs. North Carolina+	L	78-68
12/20	vs. La.-Lafayette^	L	60-66
12/21	vs. Detroit Mercy^	W	68-64
12/22	vs. Illinois State^	L	78-87
12/27	Florida Atlantic	W	89-52
12/29	Quinnipiac	W	80-66
1/5	West Virginia*	W	66-58
1/8	Syracuse*	L	55-67
1/11	at Seton Hall*	W	71-64
1/15	at Georgetown*	L	61-65
1/17	at Villanova*	W	67-66
1/22	Boston College*	W	62-54
1/25	at Notre Dame*	W	63-49
1/29	Kentucky	L	57-60
2/1	Pittsburgh*	W	64-60
2/5	at Rutgers*	W	58-52
2/7	Georgetown*	W	77-55
2/16	Providence*	L	45-47
2/19	at Connecticut*	W	63-57
2/22	at West Virginia*	W	68-50
2/26	Notre Dame*	W	55-52
2/29	at Pittsburgh*	W	74-66
3/5	St. John's*	W	74-70
3/9	vs. Notre Dame\$	W	61-58
3/10	vs. St. John's\$	L	57-58
3/17	vs. Arkansas#1	W	75-71
3/19	vs. Ohio State#1	W	75-62
3/24	vs. Tulsa#2	L	71-80

Season Totals: 2346-2127

\* Big East Game

+ Orange Bowl Classic

^ San Juan Shootout

\$ BIG East Tournament (New York, N.Y.)

# NCAA Tournament

(1Nashville, Tenn., 2Austin, Texas)

## 2000-01

Season Record: 16-13

(8-8 BIG EAST)

NIT

Perry Clark, Head Coach

11/18	at Florida Atlantic	W	76-59
11/25	Northeastern	W	92-86
11/28	at Charlotte	L	63-95
12/4	at North Carolina	L	45-67
12/9	Central Florida	W	83-72
12/16	vs. Nebraska+	L	64-72
12/18	Eastern Illinois	W	83-73
12/21	Memphis	W	66-57
12/27	Lehigh	W	71-52
12/29	Tennessee-Martin	W	70-54
1/3	at Pittsburgh*	L	51-62
1/7	Boston College*	L	72-73
1/10	at Virginia Tech*	L	74-85
1/13	at Boston College*	L	73-82
1/16	at Providence*	W	78-64
1/20	Connecticut*	W	77-74
1/22	at St. John's*	LOT	63-67
1/28	Providence*	L	70-80
2/1	Seton Hall*	W	72-66
2/6	Virginia Tech*	W	86-61
2/10	St. John's*	L2OT	79-85
2/13	at Syracuse*	W	68-57
2/17	at Villanova*	W	80-62
2/24	at Connecticut*	L	53-60
2/28	West Virginia*	W	73-66
3/3	Villanova*	W	65-53
3/7	vs. Pittsburgh^	L	69-78
3/14	vs. Auburn#	L	58-60

Season Totals: 2039-1963

\* Big East Game

+ Orange Bowl Classic

^ Big East Championship (New York, N.Y.)

# National Invitation Tournament

## ALL-TIME RESULTS

## 2001-02

Season Record: 24-8

(10-6 BIG EAST)

NCAA Tournament

Perry Clark, Head Coach

11/18	vs. Eastern Michigan!	W	93-56
11/19	vs. UAB!	W	81-79
11/20	vs. Clemson!	W	67-65
11/24	Lafayette	W	79-69
11/26	Florida Atlantic	W	74-48
11/29	Howard	W	87-71
12/3	Florida International	W	77-59
12/8	at Texas A&M	W	64-55
12/15	vs. Indiana+	W	58-53
12/18	Florida A&M	W	90-62
12/22	Charlotte	W	64-56
12/27	at Louisiana State	W	68-61
12/30	St. Francis (Pa.)	W	71-48
1/2	at Georgetown*	W	79-71
1/5	at Connecticut*	L	75-76
1/8	at St. John's*	L	60-71
1/12	at Virginia Tech*	W	77-68
1/15	Pittsburgh*	W2OT	76-69
1/19	Providence*	WOT	102-96
1/24	Villanova*	W	76-58
1/29	Boston College*	L	65-70
2/2	Connecticut*	W	68-66
2/5	at Villanova*	W	65-56
2/10	at Boston College*	L	63-76
2/13	St. John's*	W	79-56
2/17	at Rutgers*	L	61-64
2/23	Notre Dame*	L	77-90
2/26	at Providence*	W	81-65
3/2	Virginia Tech*	W	83-77
3/7	vs. Georgetown^	W	84-76
3/8	vs. Pittsburgh^	L	71-76
3/14	vs. Missouri#	L	80-93

Season Totals: 2395-2156

\* Big East Game

! Virgin Islands Paradise Jam

+ Orange Bowl Classic

^ Big East Championship (New York, N.Y.)

# NCAA Tournament (Albuquerque, N.M.)

## 2002-03

Season Record: 11-17

(4-12 BIG EAST)

Perry Clark, Head Coach

11/23	New Hampshire	W	93-58
11/26	Texas A&M	W	78-72
11/30	Savannah State	W	91-57
12/3	at Florida Atlantic	LOT	73-74
12/8	at Florida State	L	55-72
12/15	at Charlotte	L	64-69
12/18	Arkansas-Pine Bluff	W	79-42
12/21	vs. Florida+	L2OT	93-94
12/27	at Central Florida	W	62-51
12/30	Lehigh	W	68-62
1/4	North Carolina\$	WOT	64-61
1/7	at West Virginia*	L	63-68
1/11	at Connecticut*	LOT	80-83
1/18	at Seton Hall*	L	53-76
1/20	Connecticut*	W	77-76
1/26	Syracuse*	L	49-54
1/29	Providence*	W	60-57
2/2	at St. John's*	L	74-77
2/8	Villanova*	LOT	67-72
2/11	Virginia Tech*	W	85-65
2/15	at Boston College*	L	65-76
2/18	at Providence*	L	63-73
2/22	Georgetown*	L	72-74
2/25	at Villanova*	L	56-75
3/1	Boston College*	L	68-72
3/5	at Virginia Tech*	W	79-71
3/8	St. John's*	L	73-76
3/12	vs. Seton Hall^	L	52-67

Season Totals: 1956-1924

\* Big East Game

^ Big East Championship (New York, N.Y.)

\$ First game at BankUnited Center

## 2003-04

Season Record: 14-16

(4-12 BIG EAST)

Perry Clark, Head Coach

11/21	Lubbock Christian^	W	86-66
11/23	Louisiana-Monroe^	W	78-60
11/25	vs. Rhode Island^^	L	53-54
11/26	vs. Bradley^^	L	82-83
12/2	Stetson	W	91-70
12/6	Florida International	W	89-72
12/9	UMBC	W	61-52
12/14	Florida State	L	58-67
12/20	vs. Temple+	W	72-66
12/22	North Carolina A&T	W	81-62
12/27	Florida Atlantic	W	76-51
12/30	IPFW	W	75-52
1/3	Savannah State	W	105-65
1/7	at North Carolina	L	64-89
1/10	Pittsburgh*	L2OT	84-80
1/14	at St. John's*	W	70-64
1/17	at Virginia Tech*	W	65-59
1/21	Rutgers*	W	73-63
1/25	Villanova*	L	69-76
1/28	at Notre Dame*	L	62-72
1/31	Georgetown*	LOT	80-87
2/4	at Rutgers*	LOT	70-72
2/7	at Georgetown*	L	64-80
2/11	Boston College*	LOT	72-74
2/14	Syracuse*	L	74-91
2/18	at Connecticut*	L	63-76
2/21	at Providence*	L	57-70
2/24	Seton Hall*	L	66-76
3/2	at Villanova*	W	59-56
3/6	West Virginia*	L	53-58

Season Totals: 2148-2067

\* Big East Game

^ Las Vegas Tournament (Coral Gables, Fla.)

^^ Las Vegas Tournament (Las Vegas, Nev.)

+ Orange Bowl Classic

## JOINED ACC

2004-05

Record: 16-13

(7-9 ACC)

Inaugural ACC Season

NIT

Frank Haith, Head Coach

11/20	Wofford	W	67-64
11/23	South Carolina State	L	50-60
11/27	vs. Xavier+	LOT	70-83
11/29	Florida Atlantic	W	84-68
12/4	at Florida	W	72-65
12/7	at Florida International	W	80-67
12/12	Massachusetts	W	80-53
12/18	Stetson	W	81-50
12/23	Tennessee Tech	W	69-57
12/30	Appalachian State	W	80-63
1/2	Norfolk State	W	76-58
1/6	at Georgia Tech*	L	69-80
1/9	NC State*	W	67-66
1/12	at Virginia*	W	91-80
1/15	Florida State*	W	64-63
1/19	Duke*	L	83-92
1/22	at North Carolina*	L	67-87
1/26	Clemson*	W	69-65
1/29	at Wake Forest*	L	82-94
2/2	Virginia Tech*	L	63-73
2/5	Maryland*	WOT	75-73
2/12	at Clemson*	W	83-77
2/15	Wake Forest*	L	63-68
2/19	at Virginia Tech*	L	58-71
2/22	at Florida State*	W	65-49
2/26	Georgia Tech*	L	72-76
3/3	at Duke*	L	59-83
3/10	vs. Virginia^	L	65-66
3/15	at South Carolina#	L	67-69

Season Totals: 2071-2020

\* ACC Game

+ Orange Bowl Basketball Classic

^ ACC Tournament (Washington, D.C.)

# National Invitation Tournament



## ALL-TIME RESULTS

## 2005-06

Record: 18-16

(7-9 ACC)

## NIT

## Frank Haith, Head Coach

11/13	vs. Texas-Arlington!	W	76-65
11/14	vs. Air Force!	L	53-57
11/15	vs. Wisc.-Green Bay!	W	80-54
11/19	Morgan State	W	83-51
11/22	North Carolina A&T	W	87-62
11/27	at Temple	L	56-73
11/29	at Michigan\$	L	53-74
12/03	Birmingham-Southern	W	82-55
12/10	Wofford	W	71-40
12/18	at NC State*	L	69-81
12/22	Florida	L	67-77
12/27	Stetson	W	65-56
12/31	vs. Louisville+	L	43-58
01/02	Sacred Heart	W	63-57
01/07	Maryland*	W	84-70
01/14	at North Carolina*	W	81-70
01/18	Clemson*	W	62-38
01/21	Boston College*	L	61-65
01/24	at Virginia*	L	51-71
01/29	at Florida State*	WOT	84-78
01/31	Wake Forest*	W	78-69
02/04	at Georgia Tech*	W	70-53
02/08	NC State*	L2OT	77-86
02/12	North Carolina*	L	70-80
02/16	at Boston College*	L	54-65
02/19	at Duke*	L	71-92
02/22	Virginia Tech*	W	70-59
03/01	at Maryland*	L	61-65
03/05	Florida State*	L	64-67
03/09	vs. Clemson^	W	66-63
03/10	vs. Duke^	L	76-80
03/15	Oklahoma State#	W	62-59
03/20	at Creighton#	W	53-52
03/22	at Michigan#	L	65-71
Season Totals:			2308-2213

\* ACC Game

! BCA Classic (Seattle, Wash.)

\$ ACC/Big Ten Challenge

+ Orange Bowl Basketball Classic

^ ACC Tournament (Greensboro, N.C.)

# National Invitational Tournament

## 2006-07

Record: 12-20

(4-12 ACC)

## Frank Haith, Head Coach

11/11	Florida International	W	73-50
11/14	Alcorn State	W	96-57
11/17	at Evansville!	W	74-69
11/18	vs. Buffalo!	L	57-60
11/19	vs. Cleveland State!	L	67-78
11/25	Lafayette	W	98-66
11/28	at Northwestern#	L	59-61
12/03	Georgia Tech*	W	90-82
12/09	Lehigh	W	79-58
12/11	Mississippi State	L	52-70
12/16	Stetson	W	89-64
12/20	Binghamton	L	74-79
12/23	at Louisville	L	59-82
12/30	vs. Nebraska+	L	67-82
1/2	at Massachusetts	W	72-71
1/6	Wake Forest*	L	58-59
1/10	at Maryland*	W	63-58
1/14	Duke*	L	63-85
1/16	at Boston College*	L	63-82
1/20	at Florida State*	L	67-86
1/23	Virginia Tech*	L	85-92
1/31	at North Carolina*	L	64-105
2/3	at Virginia*	L	70-81
2/7	Boston College*	L	68-75
2/10	NC State*	W	80-65
2/17	at Wake Forest*	L	69-74
2/21	Virginia*	W	68-60
2/24	at Virginia Tech*	L	57-73
2/28	at Clemson*	LOT	70-74
3/3	Florida State*	LOT	90-98
3/8	vs. Maryland^	W	67-62
3/9	vs. Boston College^	LOT	71-74
Season Totals:			2279-2332

\* ACC Game

! American Youth Classic (Evansville, Ill.)

# ACC/Big Ten Challenge

+ Orange Bowl Classic (Miami, Fla.)

^ ACC Tournament (Tampa, Fla.)

## 2007-08

Record: 23-11

(8-8 ACC)

## NCAA Tournament

## Frank Haith, Head Coach

11/9	Florida Southern	W	104-61
11/15	vs. Marist!	W	85-61
11/16	vs. VCU!	W	69-63
11/18	vs. Providence!	W	64-58
11/24	Morgan State	W	55-51
11/28	Alabama State	W	83-74
12/2	St. John's	W	66-47
12/8	at Fla. International	W	67-53
12/13	at Mississippi State	W	64-58
12/17	Stetson	W	89-53
12/20	North Florida	W	85-63
12/23	North Carolina A&T	W	95-64
12/29	vs. Winthrop+	L	70-76
1/2	Penn	W	88-62
1/12	Georgia Tech*	W	78-68
1/15	at Boston College*	L	66-76
1/19	at NC State*	LOT	77-79
1/23	North Carolina*	L	82-98
1/27	Clemson*	W	75-72
1/29	at Wake Forest*	L	68-70
2/2	at Duke*	L	73-88
2/6	Florida State*	L	55-62
2/9	at Virginia Tech*	W	74-71
2/17	at Georgia Tech*	W	64-63
2/20	Duke*	W	96-95
2/23	Maryland*	W	78-63
2/27	at Clemson*	L	69-79
3/1	Virginia*	W	95-93
3/5	Boston College*	W	74-61
3/8	at Florida State*	LOT	72-75
3/13	vs. NC State^	W	63-50
3/14	vs. Virginia Tech^	L	49-63
3/21	vs. St. Mary's (Calif.)#	W	78-64
3/23	vs. Texas#	L	72-75
Season Totals:			2542-2309

\* ACC Game

! Puerto Rico Tip-Off Classic (San Juan, P.R.)

+ Orange Bowl Basketball Classic

^ ACC Tournament (Charlotte, N.C.)

# NCAA Tournament (Little Rock, Ark.)

## 2008-09

Record: 19-13

(7-9 ACC)

## NIT

## Frank Haith, Head Coach

11/15	Florida Southern	W	96-60
11/21	vs. Southern Miss!	W	70-60
11/23	vs. UConn!	L	63-76
11/24	vs. San Diego!	W	80-45
11/29	Stetson	W	79-65
12/2	Ohio State\$	L	68-73
12/6	at Kentucky	W	73-67
12/12	Fla. International	W	76-50
12/14	Robert Morris	W	70-62
12/21	Clemson*	L	72-91
12/27	at St. John's	W	70-56
12/31	North Florida	W	94-41
1/3	NC Central	W	76-42
1/5	Florida Atlantic	W	85-69
1/10	at Boston College*	W	77-71
1/14	Maryland*	W	62-60
1/17	at North Carolina*	L	65-82
1/21	Florida State*	W	75-69
1/25	Virginia Tech*	LOT	83-88
1/27	at NC State*	LOT	81-84
1/31	at Maryland*	L	68-73
2/4	Wake Forest*	W	79-52
2/7	at Duke*	LOT	75-78
2/15	North Carolina*	L	65-69
2/18	at Florida State*	L	67-80
2/21	Boston College*	W	69-58
2/26	at Virginia*	W	62-55
3/4	at Georgia Tech*	L	68-78
3/7	NC State*	W	72-64
3/12	vs. Virginia Tech^	L	47-65
3/18	at Providence#	W	78-66
3/20	at Florida#	L	60-74
Season Totals:			2325-2123

\* ACC Game

! Paradise Jam (U.S. Virgin Islands)

\$ ACC/Big Ten Challenge

^ ACC Tournament (Atlanta, Ga.)

# National Invitation Tournament



## ALL-TIME RESULTS

## 2009-10

Record: 20-13

(4-12 ACC)

Frank Haith, Head Coach

11/14	NC Central	W	83-53
11/16	Nova Southeastern	W	108-58
11/19	vs. Tulane!	W	74-54
11/20	vs. UNC Wilmington!	W	67-60
11/22	vs. South Carolina!	W	85-70
11/25	Florida Gulf Coast	W	77-58
11/28	USC Upstate	W	70-41
12/2	Minnesota\$	W	63-58
12/6	at Boston College*	L	60-61
12/12	South Carolina State	W	91-54
12/16	at Stetson	W	69-49
12/19	vs. Florida Atlantic^	W	87-69
12/21	North Carolina A&T	W	80-59
12/30	Bethune-Cookman	W	73-55
1/3	at Pepperdine	W	86-63
1/9	Wake Forest*	W	67-66
1/13	at Virginia Tech*	L	66-81
1/16	at Virginia*	L	57-75
1/19	Boston College*	L	75-79
1/26	at Maryland*	L	59-81
1/31	Virginia Tech*	W	82-75
2/2	at Wake Forest*	L	53-62
2/6	at Florida State*	L	65-71
2/10	Georgia Tech*	W	64-62
2/13	at Clemson*	L	66-74
2/17	Duke*	L	74-81
2/23	Virginia*	W	74-62
2/27	NC State*	L	66-71
3/2	at North Carolina*	L	62-69
3/6	Florida State*	L	60-61
3/11	vs. Wake Forest%	W	83-62
3/12	vs. Virginia Tech%	W	70-65
3/13	vs. Duke%	L	74-77
Season Totals:			2390-2136

\* ACC Game

! Charleston Classic (Charleston, S.C.)

\$ Big Ten/ACC Challenge

^ Orange Bowl Classic (Sunrise, Fla.)

% ACC Tournament (Greensboro, N.C.)

## 2010-11

Record: 21-15

(6-10 ACC)

NIT

Frank Haith, Head Coach

11/12	Jacksonville	W	89-77
11/15	at Memphis	L	68-72
11/19	N.C. Central	W	88-65
11/21	at Rutgers	L	45-61
11/24	McNeese State	W	79-59
11/27	at Florida Gulf Coast	W	87-75
11/30	Ole Miss	W	86-73
12/4	West Virginia	W	79-76
12/12	Stetson!	W	68-54
12/18	vs. UCF^	L	78-84
12/21	vs. Oral Roberts!	W	69-56
12/22	vs. Rice!	W	73-67
12/23	vs. Akron!	W	69-61
12/30	Pepperdine	W	94-59
1/2	at Duke*	L	63-74
1/8	at Clemson*	L	72-79
1/15	Boston College*	W	72-71
1/19	Florida State*	L	53-55
1/23	at NC State*	L	70-72
1/26	North Carolina*	L	71-74
1/30	at Virginia Tech*	L	68-72
2/3	Georgia Tech*	W	59-57
2/5	Virginia*	WOT	70-68
2/9	at Wake Forest*	W	74-73
2/13	Duke*	L	71-81
2/15	at UNC Greensboro	W	78-58
2/20	Clemson*	L	59-63
2/23	at Boston College*	W	73-64
2/26	at Florida State*	L	59-65
3/2	Maryland*	W	80-66
3/6	at Georgia Tech*	L	57-66
3/10	vs. Virginia%	WOT	69-62
3/11	vs. North Carolina%	L	59-61
3/16	Florida Atlantic#	W	85-62
3/21	Missouri State#	W	81-72
3/23	at Alabama#	L	79-64
Season Totals:			2579-2433

\* ACC Game

! Las Vegas Holiday Hoops Classic

^ Orange Bowl Classic (Sunrise, Fla.)

% ACC Tournament (Atlanta, Ga.)

# National Invitation Tournament

## 2011-12

Record: 20-13

(9-7 ACC)

NIT

Jim Larrañaga, Head Coach

11/11	Tennessee Tech	W	69-58
11/15	Rutgers	W	72-57
11/19	UNF	W	75-62
11/22	Florida Gulf Coast	W	60-50
11/25	at Ole Miss	LOT	61-64
11/29	at Purdue \$	L	65-76
12/03	UMass	W	83-75
12/06	Memphis	L	54-71
12/10	at West Virginia	L	66-77
12/17	vs FAU ^	WOT2	93-90
12/22	at Charlotte	W	76-61
12/30	Appalachian State	W	84-54
1/02	UNCG	W	99-89
1/07	at Virginia*	L	51-52
1/10	at North Carolina*	L	56-73
1/18	Clemson*	W	76-73
1/22	NC State*	L	73-78
1/24	at Georgia Tech*	W	64-49
1/29	at Boston College*	W	76-54
2/01	Maryland*	WOT2	90-86
2/05	at Duke*	WOT	78-74
2/09	Virginia Tech*	W	65-49
2/11	at Florida State*	L	59-64
2/15	North Carolina*	L	64-73
2/18	Wake Forest*	W	74-56
2/21	at Maryland*	L	70-75
2/26	Florida State*	W	78-62
2/29	at NC State*	L	73-77
3/03	Boston College*	W	77-56
3/08	at Georgia Tech%	W	54-36
3/09	vs Florida State%	L	71-82
3/14	Valparaiso#	W	66-50
3/19	Minnesota#	L	60-78
Season Totals:			2332-2181

\* ACC game

\$ Big Ten/ACC Challenge

^ Orange Bowl Classic (Sunrise, Fla.)

% ACC Tournament (Atlanta, Ga.)

# National Invitation Tournament

## 2012-13

Record: 29-7

(15-3 ACC) ACC Champions

NCAA Sweet 16

Jim Larrañaga, Head Coach

11/9	Stetson	W	87-79
11/13	at Florida Gulf Coast	L	51-63
11/16	Jacksonville	W	73-57
11/24	Detroit	W	77-62
11/28	Michigan State \$	W	67-59
12/1	at UMass	W	75-62
12/14	Charlotte	W	77-46
12/18	at UCF	W	72-50
12/22	vs. Hawaii !	W	73-58
12/23	vs. Arizona!	L	50-69
12/25	vs. Indiana State !	LOT	55-57
1/2	La Salle	W	76-59
1/5	at Georgia Tech*	W	62-49
1/10	at North Carolina*	W	68-59
1/13	Maryland*	W	54-47
1/16	at Boston College*	W	60-59
1/23	Duke*	W	90-63
1/27	Florida State*	W	71-47
1/30	at Virginia Tech*	W	73-64
2/2	at NC State*	W	79-78
2/5	Boston College*	W	72-50
2/9	North Carolina*	W	87-61
2/13	at Florida State*	W	74-68
2/17	at Clemson*	W	45-43
2/19	Virginia*	W	54-50
2/23	at Wake Forest*	L	65-80
2/27	Virginia Tech*	W	76-58
3/2	at Duke*	L	76-79
3/6	Georgia Tech*	L	69-71
3/9	Clemson*	W	62-49
3/15	Boston College%	W	69-58
3/16	NC State%	W	81-71
3/17	North Carolina%	W	87-77
3/22	Pacific#	W	78-49
3/24	Illinois#	W	63-59
3/28	Marquette##	L	61-71
Season Totals:			2509-2181

\* ACC Game

\$ Big Ten/ACC Challenge

! Diamond Head Classic, Honolulu

% ACC Tournament (Greensboro, N.C.)

# NCAA Tournament (Austin, Texas)

## NCAA Sweet 16 (Washington, D.C.)



# ALL-TIME RESULTS

2013-14

Record: 17-16

(7-11 ACC)

**Jim Larrañaga, Head Coach**

11/8	St. Francis Brooklyn	LOT	62-66
11/11	Georgia Southern	WOT	81-80
11/14	Texas Southern	W	84-69
11/18	at Co. of Charleston\$	W	70-54
11/21	UCF	L	58-63
11/28	vs. RV/- Geo.Wash. &	LOT	63-71
11/29	vs. Cal State Fullerton &	W	48-46
12/1	vs. RV/RV Arizona St. &	W	60-57
12/4	at Nebraska !	L	49-60
12/8	Virginia Tech*	LOT	60-61
12/19	at Savannah State	W	68-51
12/22	La Salle	W	71-58
12/30	Loyola (MD)	W	71-48
1/4	at No. 2 Syracuse*	L	49-44
1/8	at RV/RV North Carolina*	W	63-57
1/15	Florida State*	L	53-63
1/18	at Georgia Tech*	W	56-42
1/22	No. 18 Duke*	L	46-67
1/25	No. 2 Syracuse*	L	52-64
1/29	at Maryland*	L	71-74
2/1	Norfolk State	W	64-49
2/5	No. 25/22 Pittsburgh*	LOT	55-59
2/8	NC State*	L	55-56
2/10	at Florida State*	W	77-73
2/15	at Virginia Tech*	L	52-45
2/19	Notre Dame*	W	71-64
2/22	Boston College*	W	69-42
2/26	at 12/11 Virginia*	L	65-40
3/1	at NC State*	W	80-65
3/4	at Clemson*	L	58-54
3/8	Wake Forest*	W	69-56
3/12	Virginia Tech %	W	57-53
3/13	NC State %	L	58-67

\$ = Wooden Legacy - Charleston, S.C.

& = Wooden Legacy - Anaheim, Calif.

\* = Conference game

% = ACC Tournament - Greensboro, N.C.











**2014-15**