

MIAMI BASKETBALL QUICK HITS

- 9** Miami has just **9** scholarship student-athletes on the roster, led by seniors Davon Reed and Kamari Murphy, and junior Ja'Quan Newton.

- 4** The Hurricanes have **4** new players wearing Miami uniforms this season, all of whom are true freshmen.

- 11** Among active coaches, Coach L is the **11th**-winningest coach in the country with 596 victories, and ranks No. 42 on the list of all-time winningest coaches.

- 1.7** Miami's facilities are undergoing **\$1.7** million in renovations with graphics and new features in the office areas and locker rooms of the Watsco Center.

- 15** This season Jim Larrañaga and associate head coach Chris Caputo are in their **15th** season on the sidelines together, dating back to their time at George Mason.

2016-17 SCHEDULE

Nov. 2	Barry (Ex.)	ACCN E	W, 73-62
Nov. 11	Western Carolina	ACCN E	W, 92-43
Nov. 16	at North Florida	ESPN3	W, 94-56
Nov. 19	Penn	ACCN E	W, 74-62
<i>AdvoCare Invitational, HP Field House, Orlando, Fla.</i>			
Nov. 24	Stanford	ESPN2	W, 67-53
Nov. 25	#21/22 Iowa State	ESPN2	L, 56-73
Nov. 27	Florida	ESPN2	L, 56-65
<i>ACC/Big Ten Challenge</i>			
Nov. 30	Rutgers	ESPNU	W, 73-61
<i>HoopHall Miami Invitational, AAA, Miami</i>			
Dec. 3	Wofford	ESPN3	W, 74-57
Dec. 6	South Carolina State	ACCN E	W, 82-46
Dec. 16	Florida Atlantic	ACCN E	W, 76-56
Dec. 22	George Washington	ACCN Extra	W, 72-64
Dec. 28	Columbia	ACCN Extra	7 p.m.
<i>Atlantic Coast Conference Schedule</i>			
Dec. 31	NC State	RSN	4:30 p.m.
Jan. 4	at Syracuse	RSN	7 p.m.
Jan. 12	Notre Dame	ESPN/2	7 p.m.
Jan. 14	at Pittsburgh	RSN	12 p.m.
Jan. 18	at Wake Forest	ACCN	8 p.m.
Jan. 21	at Duke	ESPN/2	TBA
Jan. 25	Boston College	RSN	9 p.m.
Jan. 28	North Carolina	CBS	1 p.m.
Feb. 1	Florida State	ACCN	8 p.m.
Feb. 4	at NC State	ACCN	3 p.m.
Feb. 8	Virginia Tech	RSN	9 p.m.
Feb. 11	at Louisville	ESPN/2	TBA
Feb. 15	Georgia Tech	ACCN	8 p.m.
Feb. 18	Clemson	RSN	12 p.m.
Feb. 20	at Virginia	ESPN	7 p.m.
Feb. 25	Duke	CBS	4 p.m.
Feb. 27	at Virginia Tech	ESPN2	9 p.m.
March 4	at Florida State	ACCN	4 p.m.
March 7-11 ACC Tournament, Brooklyn, N.Y.			

MIAMI COMMUNICATIONS

Amy LaBrie, Associate Director of Communications
 O: (305) 284-3241 | C: (813) 410-1194
 LaBrie@miami.edu | @CanesHoops
 Kevin Ivany, Communications Assistant

GAME 12



MIAMI HURRICANES (9-2)

Head Coach: Jim Larrañaga
Record at Miami: 127-59, sixth season
Career Record: 597-393, 33rd season

2013 & 2016 ACC Coach of the Year
ACC Record at Miami: 54-34
Alma Mater: Providence, 1971



COLUMBIA LIONS (4-5)

Head Coach: Jim Engles
Record at Columbia: 4-5, first season

Alma Mater: Dickinson, 1990
Career Record: . 115-144, eighth season

SETTING THE SCENE

DATE WEDNESDAY, DEC. 28, 2016

TIME 7 p.m.

LOCATION Watsco Center | Coral Gables, Fla.

BROADCASTS Television: ACC Network Extra - Ted Sarandis, Mike Jarvis II

Radio: 940 WINZ - Kevin Rogers

Online: ACC Network Extra - <http://es.pn/2he5b0s>

SERIES All-time: Miami leads 2-1 Since rebirth in 1985-86: 2-0

Home: 2-1

Away: 0-0

Neutral: 0-0

Last matchup: Nov. 21, 2000. Miami won, 65-41.

Under Coach Larrañaga: 0-0

Coach L all-time vs. Columbia: 0-0

POLLS Miami AP: RV *USA Today*: RV KenPom: 28

Columbia AP: NR

USA Today: NR KenPom: 238

WEATHER Coral Gables: High 81 / Low 69 New York, N.Y.: High 43 / Low 35

THE 2016-17 HURRICANES

Miami has nine scholarship players, led by a trio of captains in seniors Davon Reed and Kamari Murphy, along with junior Ja'Quan Newton. Sophomores Anthony Lawrence and Ebuka Izundu also returned for the Hurricanes.


This season, a group of four newcomers comprising Miami's top recruiting class in program history donned a UM jersey for the first time. The Canes' coaching staff reeled in four freshmen in McDonald's All-American Dewan Huell, Jordan Brand Classic All-American Bruce Brown, Australian standout Dejan "DJ" Vasiljevic and Rodney Miller from national powerhouse Oak Hill Academy (Va.). The four-man group was named one of the top 2016 classes in the country, with a No. 9 ranking from 247Sports, No. 10 from Scout, No. 13 from ESPN and No. 13 from Rivals.

CANES SIGN A TRIO OF TOP-100 PLAYERS

Jim Larrañaga has signed three ESPN Top 100 players for the 2017 class in guard Lonnie Walker (No. 19), guard Chris Lykes (52) and forward Deng Gak (93).

This marks the second straight Miami recruiting class with at least two ESPN Top 100 players, following last year's signing of Bruce Brown (26) and Dewan Huell (28).

Walker is a 6-foot-5-inch shooting guard from Reading, Pa., with great ball handling skills and is Miami's highest-ranked recruit in program history. Lykes is a 5-foot-6-inch explosive do-it-all point guard from Bowie, Md., who plays at Gonzaga College (D.C.) High School. Gak is a 6-foot-11-inch forward playing his prep ball at Blair Academy in New Jersey.



HEAD COACH JIM LARRAÑAGA

Coach Jim Larrañaga has led the Hurricanes to a pair of NCAA Sweet 16 appearances and won the 2013 ACC regular season and ACC Tournament titles. He has been named the AP, Naismith, USBWA and Henry Iba National Coach of the Year, twice was both the ACC and USBWA District Coach of the Year (2013, 2016), and was the 2013 NABC District Coach of the Year.



2016-17 MIAMI HURRICANES

NAME	YR.	POS.	HT.	WT.	HOMETOWN PREVIOUS SCHOOL (S)
0 Ja'Quan Newton	Jr.	G	6-2	187	Philadelphia, Pa. / Neumann-Goretti HS Captain. Starting PG after being touted as Sixth Man of the Year a season ago. Soph. stats: 10.5 ppg, 1.4 apg, 2.3 rpg.
2 Mike Robinson	So.	G	5-10	170	New Britain, Conn. / New Britain HS Team manager turned walk-on. Played basketball, football and was on track team in high school.
3 Anthony Lawrence, Jr.	So.	G/F	6-7	210	St. Petersburg, Fla. / Lakewood Senior HS PG in high school, small forward at Miami. Son of a high school coach. Freshman stats: 4.1 ppg, 42.9% 3FG, 51.1% FG.
4 Dejan "DJ" Vasiljevic	Fr.	G	6-3	198	Melbourne, Australia / Australian Institute of Sport Goes by DJ. Combo guard with international experience with FIBA and Australian national team.
5 Davon Reed	Sr.	G	6-6	220	Ewing, N.J. / Princeton Day School Three-year captain. Workman mentality. 2016 NABC Honors Court. Junior stats: 11.1 ppg, 4.1 rpg, 81.6% FT.
11 Bruce Brown	Fr.	G	6-5	190	Boston, Mass. / Vermont Academy 2016 Jordan Brand Classic All-American. Boasts 6-9 wingspan. Multi-sport athlete in high school, also playing football.
14 Rodney Miller, Jr.	Fr.	C	7-0	258	Laurelton, N.Y. / Oak Hill Academy Ranked No. 15 center by ESPN and No. 17 by Scout. 7-1 wingspan. Ranked No. 90 overall by Scout and No. 96 by 247.com.
15 Ebuka Izundu	So.	C	6-10	231	Charlotte, N.C. / Victory Christian Center / Nigeria Born in Lagos, Nigeria, and moved to the United States in 2013. Freshman stats: 2.1 ppg, 1.3 rpg, 15 GP.
20 Dewan Huell	Fr.	F	6-11	220	Miami, Fla. / Miami Norland HS 2016 McDonald's All-American. Ranked No. 21 by ESPN, No. 23 by Rivals and No. 25 by Scout.
21 Kamari Murphy	RSr.	F	6-8	220	Brooklyn, N.Y. / Oklahoma State / IMG / Lincoln HS Captain. Graduated in May with B.A. in sociology. Transfer from Oklahoma State. Junior stats: 6.0 rpg, 5.6 ppg.
35 Chris Stowell	Jr.	F	6-6	208	Exeter, N.H. / Tilton School / Exeter HS Walk on with good athleticism. Speaks English, Spanish, some Italian, Russian, Chinese and Hebrew.
RS Michael Gilmore	Jr.	F	6-8	208	Jacksonville, Fla. / VCU / Rickards HS Will reshirt 2016-17 campaign after transferring from Virginia Commonwealth in the summer of 2016.

LARRAÑAGA BY THE NUMBERS

5 - Coach Jim Larrañaga is one of five ACC coaches with a Final Four appearance to his credit. In 2006, Larrañaga became the first coach at a mid-major school to take his team to the NCAA Final Four in 27 years.

7 - In 33 years of coaching, Jim Larrañaga has a winning record in the NCAA Tournament, a 9-7 mark in seven appearances.

7 - Larrañaga is no stranger to the ACC. In his seven seasons as an assistant coach at Virginia, the Cavaliers participated in the NCAA Final Four in 1981 and 1984, won three ACC Championships and finished in the top five of the rankings.

16 - Larrañaga has made 16 postseason appearances in the past 27 years, including reaching seven NCAA Tournaments.

33 - Larrañaga is in his 33rd year as a head coach and has successfully transitioned three institutions into winning programs: Miami, Bowling Green and George Mason.

500 - Coach L is one of five ACC coaches with 500 or more wins.

LARRAÑAGA - WHY MIAMI?

Along with returning to the best basketball conference in the country, Coach L had a few personal reasons for accepting the head coaching job at Miami. Coach's grandfather was from Cuba, where he produced the Larrañaga [lare-en-YAH-ga] cigar. Coach's father was raised in Key West, Fla., before moving to The Bronx, N.Y., getting married and raising six children. Coach L was raised in The Bronx, but vacationed to Florida as a boy. He also owns a house in Sarasota, Fla., and three of his siblings have retired to Florida.

WHAT'S BACK

Category	Total	P/G	Pct.
Games Started	64	1.8	.366
Minutes Played	2983	17.0	.425
Points	1060	30.3	.405
Field Goals Made	369	10.5	.409
Field Goal Pct.	369-764		.483
3-Point FG Made	73	2.1	.308
3-Point FG Pct.	73-195		.374
Free Throws Made	249	7.1	.430
Free Throw Pct.	249-348		.716
Rebounds	487	13.9	.408
Assists	164	4.7	.374
Steals	86	2.5	.400
Blocks	64	1.8	.504

Returning Leaders

Points/Game	Davon Reed	11.1
FG Made	Davon Reed	129
FG Pct. (Guard)	Anthony Lawrence, Jr.	.511
FG Pct. (Forward)	Ebuka Izundu	.625
3-Point FG Made	Davon Reed	46
3-Point Pct.	Anthony Lawrence, Jr.	.429
Free Throws Made	Ja'Quan Newton	105
Free Throw Pct.	Davon Reed	.816
Rebounds/Game	Kamari Murphy	6.0
Assists/Game	Ja'Quan Newton	2.2
Steals/Game	Ja'Quan Newton	0.9
Blocks/Game	Kamari Murphy	0.9

PRONUNCIATIONS

Players

0 Ja'Quan Newton	Juh-quan
4 Dejan Vasiljevic	Day-on Vass-EEL-uh-vitch
5 Davon Reed	Dave-on
15 Ebuka Izundu	E-boo-kuh E-zoon-du
20 Dewan Huell	Duh-wan Hue-ull
21 Kamari Murphy	Kuh-mar-EE
35 Chris Stowell	Stole
Coaches	
Jim Larrañaga	lare-uh-nay-guh
Chris Caputo	ca-poo-toe

CLASS BREAKDOWN

Seniors (2)

Kamari Murphy, Davon Reed

Juniors (3)

Ja'Quan Newton, Michael Gilmore*,
Chris Stowell#

Sophomores (3)

Ebuka Izundu, Anthony Lawrence Jr.,
Mike Robinson#

Freshmen (4)

Bruce Brown, Dewan Huell,
Rodney Miller Jr., Dejan "DJ" Vasiljevic

*Out due to transfer rules.

#Walk on

BY LOCATION

Australia	DJ Vasiljevic
Nigeria	Ebuka Izundu

Connecticut Mike Robinson

Florida Michael Gilmore

Dewan Huell
Anthony Lawrence, Jr.

Massachusetts Bruce Brown

New Hampshire Chris Stowell

New Jersey Davon Reed

New York Kamari Murphy
Rodney Miller

Pennsylvania Ja'Quan Newton

PRESEASON POLL | FINAL RANKING

October 2016 | March 2016

1. Duke	1. North Carolina
2. North Carolina	2. Virginia
3. Virginia	3. Miami
4. Louisville	4. Louisville
5. Syracuse	5. Duke
6. NC State	6. Notre Dame
7. Notre Dame	7. Virginia Tech
8. Florida State	8. Clemson
9. Miami	9. Syracuse
10. Virginia Tech	10. Pittsburgh
11. Clemson	11. Florida State
12. Pitt	12. Georgia Tech
13. Wake Forest	13. NC State
14. Georgia Tech	14. Wake Forest
15. Boston College	15. Boston College



SERIES VS. COLUMBIA

verall Miami leads	2-1
Since rebirth in 1985	2-0
Games at Miami	2-1
Games at Columbia	0-0
Games on neutral courts	0-0
Current streak	Miami W2
Last meeting	11/21/00. Miami W, 65-41
Last Miami win	11/21/00. 65-41
Last Columbia win	12/18/52. 65-59
Larrañaga at UM vs. Columbia	0-0
Larrañaga all-time vs. Columbia	0-0

DID YOU KNOW ...

Coach L became the first Miami coach to win 20+ games in his first two seasons at UM and only the third of 12 UM coaches to post at least three 20-win seasons.

Former Cane Rick Barry was named one of the Greatest Players in NBA History.

Miami native and former Cane standout James Jones won the 2010-2011 NBA All-Star Weekend 3-Point Contest and the NBA Championship in the 2011-2012 and 2012-13 seasons.

Six-time NBA All Star Amar'e Stoudemire enrolled at UM in 2013 and took classes to earn his bachelor's degree. UM is in its 13th season in the ACC.

Coach L led the George Mason Patriots to the 2006 Final Four with big wins over some of basketball's elite teams such as Michigan State, North Carolina and UConn. He was the first coach to take a mid-major to a Final Four in 27 years (Penn '79) when his team advanced in 2006.

In 14 years at George Mason, Larrañaga led the Patriots to five NCAA Tournament appearances (2011, 2008, 2006, 2001, 1999), including the 2006 Final Four.

Miami basketball received APR (Academic Progress Rate) Public Recognition Awards for being among the top 10 percent in APR in its sport. Miami ranks in the top 10 percent of NCAA men's basketball with a 990 APR.

The Miami Department of Athletics recorded a Graduation Success Rate (GSR) of 89 percent. Miami's department-wide GSR is 16th overall among FBS programs. UM has exceeded the NCAA average GSR in each of the last 10 years.

The Canes have averaged 20.0 wins over the last 11 seasons.

The Hurricanes have made at least one trey in 949 of 957 games since the NCAA adopted the 3-point shot in 1986. The last time Miami was held without a 3-pointer was Feb. 26, 2014 at Virginia.

Miami has held 808 of its last 809 opponents to less than 100 points. North Carolina was the last team to score 100+, defeating UM, 105-64, on Jan. 31, 2007.

CANES IN THE POLLS IN 2016-17

	AP	USA TODAY	KenPom
Preseason	RV (48)	RV (11)	
Nov. 14	RV (38)	RV (29)	
Nov. 21	RV (44)	RV (37)	
Nov. 28	NR	RV (4)	28
Dec. 5	NR	NR	29
Dec. 12	RV (6)	RV (13)	26
Dec. 19	RV (5)	RV (13)	24
Dec. 26	RV (8)	RV (13)	28

19-STRAIGHT WINS AT HOME

Miami has won 19 straight games at the Watsco Center, with a 6-0 mark this season, added to 13 straight victories in the 2015-16 campaign. UM's last loss at home was Nov. 27, 2015, when the Canes fell, 78-77, to Northeastern.

In six seasons under Coach L, Miami is 69-20 (.775) overall at home and 38-7 (.844) in non-conference play at home. In both 2012-13 and 2015-16, the Canes had just one loss overall at the Watsco Center.

Year	Overall	Non-Conf.	Year	All	N-C
2016-17	6-0	6-0	2013-14	8-8	5-2
2015-16	15-1	6-1	2012-13	14-1	6-0
2014-15	12-6	7-2	2011-12	14-4	8-2
Total	69-20	38-7			

APPROACHING 1,000 PROGRAM WINS

The University of Miami men's basketball program has won 999 of its 1,728 games. The Canes won 456 games from 1926 to 1971, and the program was then disbanded until the 1985-86 season.

DAVON REED - GRAND MAN

In his 109th game at The U, senior guard Davon Reed scored 17 points against George Washington, solidifying his name in Miami's 1,000-point club. He is the 37th Hurricane to score 1,000 points.

CANES RANKED IN TOP 10 DEFENSIVELY BY KENPOM.COM

Miami is ranked fifth nationally in defensive effective field goal percentage (40.9), sixth in defensive 3-point field goal percentage (27.8) and 14th in defensive 2-point field goal percentage (40.5), according to Kenpom.com on Dec. 26.

R33D FROM LONG RANGE

Senior guard Davon Reed has knocked down 11 shots from long range in the past three games. He was 3-of-5 vs. SC State, then went 5-of-9 vs. Florida Atlantic and 3-of-7 vs. George Washington. For the year, he is 24-60 (40.0%) from downtown, hitting multiple 3-pointers in seven outings.

IN WINS AND LOSSES

Miami has hit 3.6 more 3-pointers and handed out 6.0 more assists per game in its nine victories than in its two losses.

	PPG	FG%	3FG%	3FGM/G	FTM/G	RPG	APG	SPG
Wins (9)	78.2	48.6	39.1	6.6	16.1	41.6	13.0	7.7
Losses (2)	56.0	36.9	20.0	3.0	12.0	37.0	7.0	5.5

BROWN STARTING VS. COMING OFF THE BENCH

Freshman guard Bruce Brown has started seven games this season, including six straight. He produces 6.6 more points per game, and hits shots at an 16.3 percent better clip when starting, than when coming off the bench.

	PPG	RPG	APG	SPG	MPG	FG%	3FGM	FT%
Starter	13.1	7.7	3.3	1.7	32.6	48.4	7-19	85.2
Bench	6.5	6.8	2.8	1.0	23.3	32.1	0-7	57.1

MURPHY JUST ONE SWAT FROM 100

Senior forward Kamari Murphy has recorded 99 career blocks in 109 games played. He has 38 swats in his 43 games at Miami, after recording 61 blocks in 66 games at Oklahoma State from 2012-14.

2016-17 HURRICANES

Returners (5)

Name	Year	Pos.	PPG	RPG	APG	FG%	FT%
Ebuka Izundu	So.	C	2.1	1.3	0.2	62.5	63.2
Anthony Lawrence	So.	G	4.1	1.9	0.8	51.1	60.0
Kamari Murphy	RSr.	F	5.6	6.0	0.5	51.0	55.8
Ja'Quan Newton	Jr.	G	10.5	2.3	2.5	46.1	73.4
Davon Reed	Sr.	G	11.1	4.1	1.2	46.9	81.6

Lettermen Lost (5)

Name	Year	Pos.	PPG	RPG	APG	FG%	FT%
Ivan Cruz Uceda	Grad	F	5.4	2.6	0.2	49.2	1.000
Tonye Jekiri	Grad	C	7.6	8.6	0.8	52.5	57.6
Sheldon McClellan	Grad	G	16.3	3.2	1.6	50.4	83.8
James Palmer	Transfer	G	3.4	1.1	0.7	36.4	67.6
Angel Rodriguez	Grad	G	12.6	2.5	4.5	44.2	80.0

WINNINGEST ACTIVE COACHES AT MAJOR SCHOOLS

*Totals listed are prior to the 2016-17 season

List compiled from "wins vs. major schools" on sports-reference.com

Rank	Coach	Wins*
1.	Mike Krzyzewski, Duke	1,043
2.	Jim Boeheim, Syracuse	884
3.	Roy Williams, North Carolina	783
4.	Rick Pitino, Louisville	743
5.	Bob Huggins, West Virginia	719
6.	Cliff Ellis, Coastal Carolina	715
7.	John Calipari, Kentucky	662
8.	Rick Barnes, Tennessee	619
9.	Bill Self, Kansas	592
10.	Dana Altman, Oregon	564
11.	Jim Larrañaga, Miami	560
12.	Tubby Smith, Memphis	557
13.	Steve Fisher, San Diego State	552
14.	Fran Dunphy, Temple	524
15.	Tom Izzo, Michigan State	524

UM SINCE JOINING THE ACC IN 2004-05

Season	Overall	ACC W-L	ACC Rank/Seed	Post Season
2004-05	16-13	7-9	t6 / 6	0-1 NIT 0-1
2005-06	18-16	7-9	t7 / 8	1-1 NIT 2-1
2006-07	12-20	4-12	12 / 12	1-1
2007-08	23-11	8-8	t5 / 5	1-1 NCAA 1-1
2008-09	19-13	7-9	t7 / 9	0-1 NIT 1-1
2009-10	20-13	4-12	12 / 12	2-1
2010-11	21-15	6-10	9 / 9	1-1 NIT 2-1
2011-12	20-13	9-7	t4 / 6	1-1 NIT 1-1
2012-13	29-7	15-3	1 / 1	3-0 NCAA 2-1
2013-14	17-16	7-11	10 / 10	1-1
2014-15	25-13	10-8	6 / 6	1-1 NIT 4-1
2015-16	27-8	13-5	2 / 3	1-1 NCAA 2-1
2016-17	9-2			

2016-17 HURRICANES

Starters Returning: 2

Kamari Murphy, Davon Reed

Starters Lost: 3

Tonye Jekiri, Sheldon McClellan, Angel Rodriguez

Incoming Freshmen: 4

Bruce Brown, Dewan Huell, Rodney Miller, Jr., DJ Vasiljevic

Incoming Transfers: 1

Michael Gilmore (out for 2016-17 season)

By Class:

2 seniors, 3 juniors, 3 sophomores, 4 freshmen

By Location:

3 - Florida, 2 - New York, 1 - Australia, Nigeria, Connecticut, Massachusetts, New Jersey, New Hampshire, Pennsylvania

Top Returning Scorer: Davon Reed - 11.1 ppg

Top Returning Rebounder: Kamari Murphy - 6.0

Top Returner in Assists: Ja'Quan Newton - 2.2

Top Returner in Steals: Ja'Quan Newton - 0.9

Top Returner in Blocks: Kamari Murphy - 0.9



UM COMMUNICATIONS

MBB Contact Amy (Woodruff) LaBrie

Associate Director of Communications

Work/Cell (305) 284-3241 / (813) 410-1194

E-mail LaBrie@miami.edu

Communications Assistant Kevin Ivany

Website www.HurricaneSports.com

2016-17 UM QUICK FACTS

Location Coral Gables, Fla.

Stadium Watsco Center (7,972)

Press Row 305-284-2111

Enrollment 16,188

Founded 1925

Colors Orange, Green, White

Nickname Hurricanes

Mascot Sebastian the Ibis

Conference Atlantic Coast

President Dr. Julio Frenk

Director of Athletics Blake James

Address 5821 San Amaro Drive

Coral Gables, FL 33146

Ticket Office Phone 1-800-GoCanes

Website HurricaneSports.com

2015-16 in Review

Overall Record 27-8

Home/Away/Neutral 15-1 / 6-5 / 6-2

ACC Record / Finish 13-5 / t-2nd

Letterwinners Returning / Lost 5 / 5

Starters Returning / Lost 2 / 3

Newcomers 5

Head Coach Jim Larrañaga

Alma Mater Providence, 1971

Record at UM 127-59 / 6th season

Overall Record 597-393 / 33rd season

ACC Record 54-34 (6th)

Assistants

Chris Caputo Westfield (Mass.) State, '02

Jamal Brunt Randolph-Macon, '03

Adam Fisher Penn State, '06, '09

HISTORY

First Season of Basketball 1926

Overall All-Time Record 999-729

Year UM Joined ACC 2004-05

All-Time ACC Record 97-103 (12)

NCAA Appearances Eight (8-8)

1960, 1998, 1999, 2000, 2002, 2008, 2013, 2016

Last NCAA Appearance Sweet 16, 2016

vs. Villanova

NIT Appearances 12 (11-12)

1961, 1963, 1964, 1995, 1997,

2001, 2005, 2006, 2009, 2011, 2015

Last NIT Appearance Championship Game

L, 66-64 (ot), vs. Stanford, 2015

ACC Regular Season Champs 1 / 2013

ACC Tournament Championship 1 / 2013

COMMUNICATIONS POLICIES

All interview requests for assistant coaches or athletics department staff members must be approved and cleared by Amy (Woodruff) LaBrie in the UM Communications office. Credential requests are taken via e-mail to LaBrie (LaBrie@miami.edu). Any misuse of credentials will result in removal from the Watsco Center and the permanent voiding of the credential. The UM locker room is closed at all times. For home games, Coach L and at least one Hurricane player will report to the media room for interviews following the opposing team's press conference.

THE MATCHUP BETWEEN MIAMI AND COLUMBIA

Miami is 2-1 all-time against Columbia.

In their last meeting in 2000, the Hurricanes defeated the Lions, 65-41. Miami's starting five in that game featured future NBA ProCanes James Jones and John Salmons.

The first matchup between these teams came all the way back on December 18, 1952. Columbia narrowly edged Miami, 65-59.

New York native Jim Larrañaga has never faced Columbia in his head coaching career.

This is Miami's second game this season against an Ivy League school. The Hurricanes defeated Penn, 74-62, earlier this year.

FROM THE ARCHIVES: COLUMBIA VS. MIAMI, NOV. 21, 2000

Reserve guard Joe Gordon scored six points in a 17-0 second-half run as the Miami Hurricanes pulled away from Columbia en route to a 65-41 win at Miami Arena. The run, which spanned the first 10 minutes of the second half, enabled Miami (2-0) to build a 46-22 lead and virtually finished off the Lions (1-2). Columbia cut the deficit to 49-36 with less than five minutes remaining, but could not get any closer. Joe Case's 3-point field goal with 9:32 remaining broke Columbia's drought. Miami's Marcus Barnes scored eight of his team-high 12 points in the final two minutes. John Salmons added 11. "I thought this would be a good test for us, with Columbia being such a patient team," first-year Miami coach Perry Clark said. "We showed our maturity in the second half by not rushing shots." The Hurricanes' defense led to eight first-half steals and several fast-break opportunities. Darius Rice and James Jones each scored seven first-half points to lead the Hurricanes, but Victor Munoz kept Columbia within single digits by scoring 12 points, including shooting 3-of-3 from 3-point range.

RECAPPING GEORGE WASHINGTON AT MIAMI, DEC. 22, 2016

Miami's starters: Ja'Quan Newton, Bruce Brown, Davon Reed, Dewan Huell and Kamari Murphy ... In his 109th game at The U, senior guard Davon Reed scored 17 points against George Washington, solidifying his name in Miami's 1,000-point club. He is the 37th Hurricane to score 1,000 points ... Reed led Miami in scoring with 17 points and three steals, while Bruce Brown had a team-high 12 rebounds ... Brown recorded his second double-double of his career, two games removed from becoming only the second player in program history to record a triple-double against South Carolina State. The native of Boston finished the evening with 14 points and a career high 12 rebounds ... Brown has grabbed at least four rebounds in each of the first 10 games, and has eight-or-more in five outings. He has at least two assists in eight contests this season ... Four Miami players scored in double figures for the Canes, as Reed had 17, Newton 14, Brown 14 and Ebuka Izundu had 12. Every Hurricane to earn time on the court scored at least two points ... Junior point guard Ja'Quan Newton tallied five assists against the Colonials, his fourth-straight game with five or more handouts, and fifth on the season. He also finished the night with 14 points and has scored 11-plus points in every game but one (FAU) ... Sophomore center Ebuka Izundu finished the game with 12 points, four rebounds and block. This was Izundu's second game this season with double digit scoring and the third of his career. He has now recorded a block in seven games this season ... Sophomore guard Anthony Lawrence, Jr., finished the game with two points, two rebounds, an assist, a block and a steal against the Colonials. He now has at least one steal each game but two ... Knocking down a pair of 3-pointers, DJ Vasiljevic finished the night with six points and a career-high three rebounds ... In the opening half, the Hurricanes shot 60.0 percent (6-10) from beyond the arc, while shooting 15-31 (48.4%) from the field ... The Hurricanes turned the ball over a season-low six times, while forcing 12 on the defensive side of the ball. This is the first game Miami has tallied less than 10 turnovers ... Shooting 7-of-14 (50.0%) from beyond the arc, Miami has made at least seven shots from long range in 110 of Larrañaga's 186 games at UM. The Canes are 87-23 (.791) when making at least seven from 3-point range. This season, Miami is 5-0 when hitting seven from deep.

FIRSTS UNDER JIM LARRAÑAGA AT MIAMI

First game: Nov. 11, 2011 vs. Tennessee Tech. W, 69-58.

First starting lineup: Malcolm Grant, Durand Scott,

Garrius Adams, Erik Swoope, Kenny Kadji.

First opening tip: Miami - Kenny Kadji.

First UM FG: 18:38, Durand Scott, 3-pointer.

First lead: 18:38, 3-0.

First halftime score: Tennessee Tech 32, Miami 27.

First win: Nov. 11, 2011. Miami 69, Tennessee Tech 58.

Attendance at first game: 3,600.

First loss: Nov. 25, 2011 at Ole Miss, 64-61 (OT).

First road win: Dec. 22, 2011 at Charlotte, 76-61.

First ACC game: Jan. 7, 2012 at Virginia, L, 52-51.

First ACC win: Jan. 18, 2012 vs. Clemson, 76-73.

First ACC regular season title: 2012-13.

First NIT championship game appearance: April 2, 2015.

JIM LARRAÑAGA = PROGRAM CHANGER

In Coach L's Five Seasons at Miami ...

- ACC regular season and tournament championships
- .674 winning percentage
- Four 20-win seasons in five years
- Four postseason appearances with nine victories
- 15 ACC wins in 2013
- One All-American

Seven Seasons before Coach L at UM ...

- .561 winning percentage
- Best conference finish was fifth place
- One NCAA Tournament appearance
- Most ACC wins in a season was eight

In Coach L's 14 Seasons at George Mason ...

- .626 winning percentage
- 13 straight winning seasons
- A Final Four appearance
- Five trips to the NCAA Tournament
- Nine postseason appearances
- First national ranking
- First appearance in top 10
- First wins over top 10 teams
- Winningest coach in league history

Seven Seasons before Coach L at GMU...

- .340 winning percentage
- Seven straight losing seasons
- Zero postseason appearances
- Worst team in the CAA

PRO CANES

James Jones	Cleveland Cavaliers
Sheldon McClellan	Washington Wizards
Jimmy Graham	Seattle Seahawks
Erik Swoope	Indianapolis Colts
Trey McKinney Jones	Fort Wayne Mad Ants (D-League)
Garrius Adams	Le Havre (France)
Rion Brown	Kataja Basket (Finland)
Ivan Cruz Uceda	Cafes Candelas Breogan Lugo (Spain)
Guillermo Diaz	San Lorenzo de Almagra (Argentina)
Julian Gamble	Telekom Baskets Bonn (Germany)
Malcolm Grant	KK Tajfun Sentjur (Slovenia)
Tonye Jekiri	Bandirma Kirmizi (Turkey)
Reggie Johnson	Mono Vampire Bangkok (Thailand)
DeQuan Jones	Lille Metropole Basket (France)
Kenny Kadji	Trabzonspor Medical Park Basketbol (Turkey)
Donnavan Kirk	Fukuoka Rizing (Japan)
Shane Larkin	Saski Baskonia Vitoria (Spain)
Angel Rodriguez	Cholet (France)
Durand Scott	Enel Basket Brindisi (Italy)



APPROACHING THE ACC SLATE

This weekend, the Hurricanes open the 2016-17 ACC slate with a home matchup against NC State at 4:30 p.m. in Coral Gables, Fla. According to KenPom.com, 13 ACC teams are ranked in the top 60 in the country, including four in the top 10 and nine in the top 35.

As of Dec. 26, Miami is No. 28 and NC State is No. 57. The Canes then travel to No. 45 Syracuse before returning to the Watsco Center for No. 24 Notre Dame. UM ends the regular season ACC schedule with five straight teams who are currently in the top 35 - Clemson (22), at Virginia (3), vs. Duke (2), at Virginia Tech (35) and at Florida State (26).

REED COMPLETING DEGREE WITH MARKETING INTERNSHIP

Senior Davon Reed will graduate in May with a degree in sports administration with a minor in marketing and communications. Since June of 2016, Reed has been an intern in the athletics marketing department, assisting the execution of strategic marketing planning for athletics programs with a focus on increasing attendance, game atmosphere and fan experience at Hurricane athletics events.

WHAT'S TRENDING, AS A TEAM

Miami opened the season hitting better than 45.0 percent from the field in four straight games, and has done so in eight of 11 outings.

Miami is averaging 78.2 points per game in wins and 56.0 ppg in losses. The Canes hit 48.6 percent from the field, 39.1 from three and 74.7 at the line in victories and 36.9 percent FG, 20.0 percent 3FG and 77.4 percent FT in games lost.

In nine games won, DJ Vasiljevic averages 8.0 ppg, but in Miami's two losses, he averaged just 2.5 ppg.

The Canes have at least seven steals in all but three outings (Florida, SC State, GWU).

Miami has tallied double-digit turnovers in every game but one, vs. GWU (6).

WHAT'S TRENDING, INDIVIDUALLY

Freshman guard Bruce Brown has grabbed at least four rebounds in each of the first 11 games, has eight-or-more in five outings and pulled down double-digit boards in two contests. He has at least two assists in eight contests, and has a steal in eight of the last 10 games.

Freshman forward Dewan Huell has scored double-digit points in five of 11 games. He has attempted at least one free throw in every game but two (Wofford and GWU), and is hitting them at an 78.9 percent (15-19) clip.

Sophomore Ebuka Izundu has been perfect from the field in three of seven outings in which he has attempted a shot: 5-5 Western Carolina, 2-2 at UNF, 2-2 vs. Rutgers.

Sophomore guard Anthony Lawrence, Jr., has swiped at least one steal in each game but two (Wofford and SC State), and had three-or-more in a trio of outings.

Redshirt senior forward Kamari Murphy has pulled down seven-plus rebounds in every game but three (Rutgers, SC State, GWU), and grabbed double-digit boards in four outings. He has one double-double, with 14 points and 10 rebounds vs. Wofford.

Junior point guard Ja'Quan Newton has scored 11-plus points in every game but one (FAU-8). He has three steals in a trio of games and has dished three-or-more assists in eight outings. He has made a free throw in every game but one (GWU), hitting 100 percent of his attempts five times.

Senior guard Davon Reed has scored in double digits nine times this season, including seven straight games. He has grabbed five-plus rebounds in six outings. Reed has hit at least one shot from long range in every game, with multiple threes in seven contests, led by five against FAU.

Freshman DJ Vasiljevic has drained three-or-more shots from 3-point range in four outings and has hit a three in all but three outings (Florida, Rutgers, FAU).

MIAMI GUARDS SHARING THE BALL

On nine occurrences this season, an individual has posted at least five assists, led by Brown's 10 (SC State), six (FAU) and five (Western Carolina), Newton's nine (Wofford), seven (UNF), six (FAU) and five (SC State, GWU), and six from Reed (SC State).

First-year starting point guard Ja'Quan Newton dished out a career-high nine assists in Miami's win over Wofford in the Hoophall Miami Invitational and freshman guard Bruce Brown handed out 10 in the win against SC State. Newton's nine handouts matched Angel Rodriguez' nine vs. Virginia Tech in the 2016 ACC Tournament, the most last season by a Cane. Rodriguez' 11 assists at Duke on Jan. 25, 2016 are the most by a Cane in six seasons under Coach L, followed by the 10 from Brown, nine twice from Shane Larkin, and once from Rodriguez, Rion Brown and Newton.

CANES PRODUCING BALANCED SCORING ATTACK

Miami has seven players scoring at least 6.8 points per game, and four guys with at least 8.1 ppg. Ja'Quan Newton leads the way with 14.7 ppg, followed by 13.8 from Davon Reed and 10.7 from Bruce Brown.

Eight of nine scholarship players have scored in double digits at least once, with Rodney Miller's five points vs. WCU being his season high. Six guys have scored at least 15 points: Newton, Anthony Lawrence, Reed, Bruce Brown, DJ Vasiljevic and Huell.

CAREER TRIPLE-DOUBLES

Bruce Brown
11p 11r 10a vs. SC State, 12-6-16

CAREER DOUBLE-DOUBLES

Bruce Brown
11p 11r 10a vs. SC State, 12-6-16
14p 12r vs. Geo. Washington, 12-22-16

Kamari Murphy
14p 10r vs. Wofford, 12-3-16
11p 13r vs. Buffalo, 3-17-16 NCAA T
10p 10r at Texas (at OSU)

Davon Reed
10p 12r vs. Buffalo, 3-17-16 NCAA T
10p 12r at Richmond, 3-24-15 NIT

CAREER 20-POINT GAMES

Ja'Quan Newton
21 vs. #21/22 Iowa State, 11-25-16
20 vs. Stanford, 11-24-16
20 vs. Charleston, 12-19-15

Davon Reed
21 vs. FAU, 12-16-16
21 vs. Virginia, 2-22-16 ACC

MIAMI'S LARGEST IN 2016-17

Lead	57, vs. Western Carolina, 11/11
Deficit	21, vs. #21/22 Iowa State, 11/25
Margin of Victory	49, vs. Western Carolina, 11/11
Margin of Defeat	17, vs. #21/22 Iowa State, 11/25
Halftime Lead	28 (2x) last vs. SC State, 12/6
Halftime Deficit	6, vs. #21/22 Iowa State, 11/25
Deficit in Win	4, vs. Penn, 11/19
Halftime Deficit in Win	--
Lead in Loss	8, vs. Florida, 11/27
Halftime Lead in Loss	--

2016-17 LED (TIED) THE TEAM IN ...

	Points	Rebounds	Assists	Steals	Blocks
Bruce Brown	(1)	3 (1)	2 (2)	2 (1)	1
Dewan Huell		(1)		(1)	(4)
Ebuka Izundu	1				1 (4)
Anthony Lawrence			(1)	3 (1)	1 (2)
Rodney Miller					
Kamari Murphy		6 (2)			1 (3)
Ja'Quan Newton	4 (1)		5 (3)	2	
Davon Reed	4		(2)	2 (1)	1
DJ Vasiljevic	1				

Player	10+ pts	20+ pts	7+ rebs	2+ blks	4+ asts	3+ stls
Bruce Brown	8		6	1	3	2
Dewan Huell	5		4			
Ebuka Izundu	2			2		
Anthony Lawrence	3		1	1		3
Rodney Miller						
Kamari Murphy	2		8	2		
Ja'Quan Newton	10	2			5	3
Davon Reed	9	1	1	1	2	3
DJ Vasiljevic	4					

AP TOP 25

Dec. 26, 2016

1 Villanova (56)	12-0	1,614
2 UCLA (3)	13-0	1,518
3 Kansas	11-1	1,461
4 Baylor (6)	12-0	1,458
5 Duke	12-1	1,375
6 Louisville	11-1	1,260
7 Gonzaga	12-0	1,222
8 Kentucky	10-2	1,171
9 North Carolina	11-2	1,113
10 Creighton	12-0	1,049
11 West Virginia	11-1	933
12 Virginia	10-1	892
13 Butler	11-1	837
14 Wisconsin	11-2	772
15 Purdue	11-2	745
16 Indiana	10-2	709
17 Xavier	10-2	548
18 Arizona	11-2	512
19 Saint Mary's	10-1	407
20 Florida State	12-1	326
21 Oregon	11-2	321
22 USC	13-0	248
23 Cincinnati	10-2	207
24 Notre Dame	10-2	204
25 Florida	9-3	76

USA TODAY COACHES POLL

Dec. 26, 2016

1 Villanova (27)	12-0	771
2 UCLA (2)	13-0	736
3 Kansas (1)	11-1	695
4 Baylor	12-0	656
5 Duke (1)	12-1	641
6 Gonzaga	12-0	600
7 Louisville	11-1	560
8 Kentucky	10-2	537
9 Creighton	12-0	531
10 North Carolina	11-2	522
11 Virginia	10-1	454
12 West Virginia	11-1	438
13 Butler	11-1	397
14 Wisconsin	11-2	347
15 Purdue	11-2	331
16 Indiana	10-2	285
17 Xavier	10-2	277
18 Arizona	11-2	232
19 Saint Mary's	10-1	214
20 Florida State	12-1	161
21 Oregon	11-2	148
22 USC	13-0	136
23 Cincinnati	10-2	93
24 Notre Dame	10-2	92
25 South Carolina	9-2	57



MILESTONES FOR THE CANES

600 Victories - Coach Larrañaga is just three wins shy of 600 career victories. With 600 wins, he will be one of five ACC coaches with 600 victories, and the other four men are in the Basketball Hall of Fame.

1,000 Games - Coach Larrañaga opened the 2016-17 season just 21 shy of 1,000 career games coached. Miami's 21st game of the season is vs. Florida State on Feb. 1. He has coached 53 games at American International, 314 at Bowling Green, 437 at George Mason and now 185 at Miami.

1,000 Program Wins - The University of Miami men's basketball program has won 999 of its 1,728 games.

100 Blocks - Redshirt senior Kamari Murphy has recorded 99 career blocks, with 61 at Oklahoma State and 38 at Miami.

1,000 Points - Senior Davon Reed has scored 1,004 points in 109 career games at The U.

100 Games - Seniors Kamari Murphy and Davon Reed each played in their 100th career game at North Florida on Nov. 16, 2016. Murphy, a redshirt senior, played in 66 games at Oklahoma State before coming to Miami as a junior. All of Reed's games played are at UM.

FRESHMAN GUARD BROWN SECOND IN REBOUNDS

Freshman guard Bruce Brown is second on the team with 7.4 rebounds per game, trailing senior forward Kamari Murphy's 8.0 rpg. Brown has grabbed four-plus boards in every game, including seven-plus six times.

CANES CRASHING THE BOARDS

Miami has outrebounded nine of its 11 opponents this season, including a +14 margin versus Rutgers, one of the top rebounding teams in the country.

In the last five games, Bruce Brown leads the Canes with 9.0 rpg, followed by 6.8 from Kamari Murphy. Through 11 games, a player has had at least five rebounds 41 times, led by 10 occurrences from Brown, a guard, and nine from Murphy.

JA'QUAN NEWTON'S THREE-YEAR PROGRESSION

Junior Ja'Quan Newton has improved his stats significantly each season with the Hurricanes.

Season	GP-S	MPG	FG%	FT%	RPG	APG	SPG	PPG
2014-15	34-3	13.5	.405	.641	1.3	1.3	0.2	4.0
2015-16	31-1	22.7	.461	.734	2.3	2.5	0.9	10.5
2016-17	11-11	32.0	49.6	74.5	3.2	4.2	1.4	14.7

LUCKY SEVENS FROM LONG RANGE

Miami has made at least seven shots from long range in 110 of Larrañaga's 186 games at UM. The Canes are 87-23 (.791) when making at least seven from 3-point range. This season, Miami is 5-0 when hitting seven from deep. 2015-16: 17-3; 2014-15: 18-5; 2013-14: 9-6; 2012-13: 19-3; 2011-12: 19-6.

SELLING OUT THE WATSCO CENTER

In just his fifth season in Coral Gables, Jim Larrañaga and Miami SOLD OUT the season ticket allotment for all home games last year at the WatSCO Center. It was the first time in Miami athletics history a team sold out their season. And now, the arena is sold out in back-to-back seasons.

For two straight years, fans have bought over 5,500 season tickets, more than doubling the total number of season tickets sold in Larrañaga's first season in Coral Gables. When Coach L began his reign in Miami, fans bought 2,251 season tickets for the 2011-12 campaign. After a record-breaking season on the court in 2012-13, season tickets peaked at 3,674 for 2013-14, prior to this year's 5,750 mark.

Season Tickets per Year

2016-17: 5,750	2015-16: 5,500
2014-15: 3,427	2013-14: 3,674
2012-13: 2,372	2011-12: 2,251

BROWN RECORDS PROGRAM'S SECOND TRIPLE-DOUBLE

Freshman guard Bruce Brown recorded a triple-double with 11 points, 11 rebounds and 10 assists against South Carolina State on Dec. 6. It was the second triple-double in program history at Miami, the 11th in the NCAA this season, fourth by a Power 6 player, second by a freshman (De'Aaron Fox, Kentucky) and the 23rd in ACC history.

In 2004, Miami's Anthony King recorded the school's first triple-double with 11 points, a school-record 13 blocks and 10 rebounds against FAU.

LARRAÑAGA COACHING ONE OF HIS YOUNGEST TEAMS

Prior to the season, the Canes returned just three upperclassmen with 64 starts (all at Miami), and have four newcomers on this season's squad, all of which are freshmen. The only other season with fewer D-I starts was in 2014-15, when the Canes returned just 16 starts at UM, but Angel Rodriguez, Sheldon McClellan and Joe Thomas combined for 58 starts at previous schools.

Year	Returning Classes				Players/Career Starts	
	Fr.	So.	Jr.	Sr.	Underclassmen*	Upperclassmen*
2011-12	2	3	5	2	5 / 14	7 / 250
2012-13	1	1	3	5	2 / 19	8 / 286
2013-14	2	1	1	5	3 / 0	6 / 102
2014-15	4	2	4	1	6 / 27	5 / 74
2015-16	2	2	2	4	4 / 8	6 / 257
2016-17	4	2	1	2	6 / 0	3 / 134

*Career starts per player, at Division-I schools. No JuCo starts listed.

REED NOMINATED FOR GOOD WORKS TEAM

Senior Davon Reed has been nominated for the Allstate NABC Good Works Team, the National Association of Basketball Coaches and Allstate Insurance Company announced Nov. 30. Reed serves as a leader on the basketball court and also in the Coral Gables community. For three years he has served as an elementary school pen pal, writing letters to local students, promoting the importance of academics while striving for professional dreams, in any field of work. Reed has also volunteered in the community at the Miami Rescue Mission Homeless Shelter. In the summer, Reed gives back to local youth by working as a counselor at the Jim Larrañaga Basketball Camp, providing leadership to campers through recreational endeavors.

GETTING EVERYONE INVOLVED

Miami tallied 31 made field goals off of 24 assists against South Carolina State, as three players had five-or-more handouts. Bruce Brown led the sharing with 10, followed by six from Davon Reed and five from Ja'Quan Newton. Prior to SC State, Miami had just two outings with 15-plus assists as a team, and in four games tallied less than 10 handouts.

MIAMI ANNOUNCES THE WATSCO CENTER

In October, the University of Miami announced the naming of its multi-purpose entertainment facility as the WatSCO Center. WatSCO, Inc., based in Miami, is traded on the New York Stock Exchange and is the largest distributor of air conditioning, heating and refrigeration products with annual sales of more than \$4 billion, 5,000 employees and 563 locations throughout North America. WatSCO has provided funding to the University since the 1990s through its "WatSCO's Kids" program, providing children in the community free access to performance arts, sports and other events at the University.

The WatSCO Center, located in the heart of the Coral Gables campus, and formerly known as the BankUnited Center, is the largest multi-purpose entertainment facility of its kind south of downtown Miami, with more than 200,000 square feet, 8,000 seats and 25 executive suites. The venue has played host to numerous nationally televised University of Miami men's and women's college basketball games, world-class musicians and performers, community events, and several presidential debates, forums and rallies.

FACILITY UNDERGOING \$1.7 MILLION RENOVATION

In addition to the arena being renamed the WatSCO Center, the University of Miami basketball facility is undergoing a \$1.7 million renovation. The project, which includes work on areas used by both the men's and women's programs, will feature upgrades to the locker rooms, student-athlete lounges, office spaces, weight room and practice facility hallways. The project is being split into two phases, with the second set to begin following the 2016-17 season.

The coaches' offices and hallways of the facility will feature highlights from great moments in Miami basketball history, as well as photos of select stars from both the men's and women's teams. Also on display will be large-scale images of UM's ProCanes, as well as the newest Miami adidas gear. The players' lounge will feature a gaming center complete with couches and televisions. The walls of the practice facility will showcase photos of celebrity Canes fans throwing up the U. Student-athletes will have custom lockers and the sound system in the locker room, lounges and coaches' offices will be upgraded.

REED TIES CAREER HIGHS AGAINST FAU

Against FAU, senior guard Davon Reed led the way for the Hurricanes tying career-highs in both 3-pointers made and points scored, knocking down five shots from beyond the arc and scoring 21 points.

BROWN TABBED ACC FRESHMAN OF THE WEEK

Guard Bruce Brown was recognized as the ACC Freshman of the Week Dec. 5. Brown, a 6-foot-5 guard from Boston, averaged 11.5 points, 7.0 rebounds, 1.5 steals and 1.5 assists per game in a pair of wins over Rutgers and Wofford that week. He hit 70 percent (7-10) of his shots from the field, 50 percent (2-4) from long range and connected on all seven of his attempts from the foul line.

NEWTON SCORES 11-PLUS IN 10 GAMES

Junior point guard Ja'Quan Newton scored 11-plus points in nine straight games to start the 2016-17 campaign, and now has double-digit points in 10-of-11 outings. The last such streak was held by Sheldon McClellan, when he scored 11-or-more in his final nine games as a Hurricane, from Feb. 22 to March 24, 2016.

MURPHY NAMED MVP OF HOOPBALL INVITATIONAL GAME

Senior forward Kamari Murphy notched his third-career double-double with a career-high 14 points and 10 rebounds against Wofford, earning him MVP honors for the game. Murphy was 5-10 from the field and 4-4 at the free throw line. He also tallied one block for the Canes.

SEBASTIAN THE IBIS



In 1926, the University of Miami adopted the Ibis as the official mascot for the University's athletic teams. Representing the leadership, courage, knowledge, strength and speed characteristics that our student-athletes portray.

As the clouds become dark and a hurricane approaches, folklore maintains that other birds look to the Ibis for leadership. The Ibis uses its instinct to detect danger. It is the last sign of wildlife to take shelter before a hurricane hits, giving warning that danger is imminent. As the storm passes the Ibis is the first to reappear, a sign that clear skies are approaching.



MIAMI HIGHS Points 94, at North Florida, 11/16 Points/Half 51 (2nd), vs. Western Carolina, 11/16 Field Goals Made 37, at North Florida, 11/16 Field Goal Att. 68, at North Florida, 11/16 Field Goal Pct. 54.4, at North Florida, 11/16 3-Point FG Made 10, vs. South Carolina State, 12/6 3-Point FG Att. 25, vs. South Carolina State, 12/6 Free Throws Made 24, vs. Western Carolina, 11/16 Free Throw Att. 36, vs. Western Carolina, 11/16 Rebounds 52, vs. Western Carolina, 11/16 Assists 24, vs. South Carolina State, 12/6 Steals 11, vs. Penn, 11/19 Blocks 8 (2x), last vs. Rutgers, 11/30 Turnovers 19 (2x), last vs. Rutgers, 11/30 Bench Points 39, at North Florida, 11/16 Victory Margin 49, vs. Western Carolina, 11/16	OPPONENT HIGHS Points 73, vs. Iowa State, 11/25 Points/Half 39 (2nd), Penn, 11/19 Field Goals Made 25, vs. Iowa State, 11/25 Field Goal Att. 67, vs. Western Carolina, 11/16 Field Goal Pct. 46.2, vs. Florida, 11/27 3-Point FG Made 9, Penn, 11/19 3-Point FG Att. 33, vs. Western Carolina, 11/16 Free Throws Made 15 (2x), last vs. FAU, 12/16 Free Throw Att. 20, vs. Florida, 11/27 Rebounds 36 (2x) last vs. Iowa State, 11/25 Assists 12, Penn, 11/19 Steals 10, vs. Iowa State, 11/25 Blocks 11, vs. Florida, 11/27 Turnovers 21, Penn, 11/19 Bench Points 35, at North Florida, 11/16 Victory Margin 17, vs. Iowa State, 11/25	MIAMI LOWS Points 56, (2x) last vs. Florida, 11/27 Points/Half 23 (1st half) vs. Stanford, 11/24 Field Goals Made 18, vs. Iowa State, 11/25 Field Goal Att. 48, vs. Wofford, 12/3 Field Goal Pct. 36.0, vs. Iowa State, 11/25 3-Point FG Made 2, vs. Iowa State, 11/25 3-Point FG Att. 12, vs. Rutgers, 11/24 Free Throws Made 6, vs. Florida, 11/27 Free Throw Att. 9, vs. Florida, 11/27 Rebounds 30, vs. Stanford, 11/24 Assists 6, vs. Iowa State, 11/25 Steals 4, vs. Florida, 11/27 Blocks 2 (4x), last vs. Wofford, 12/3 Turnovers 6, vs. George Washington, 12/22 Bench Points 10, vs. Florida, 11/27 Victory Margin 8, vs. George Washington, 12/22	OPPONENT LOWS Points 43, vs. Western Carolina, 11/11 Points/Half 14 (1st), vs. South Carolina State, 12/6 Field Goals Made 17, vs. Western Carolina, 11/11 Field Goal Att. 51, vs. Stanford, 11/24 Field Goal Pct. 25.4, vs. Western Carolina, 11/11 3-Point FG Made 3 (4x), last vs. FAU, 12/16 3-Point FG Att. 9, vs. Florida, 11/27 Free Throws Made 2, vs. Western Carolina, 11/11 Free Throw Att. 3, vs. Western Carolina, 11/11 Rebounds 29 (2x), last vs. FAU, 12/16 Assists 6, vs. South Carolina State, 12/6 Steals 2, at North Florida, 11/16 Blocks 1, vs. Iowa State, 11/25 Turnovers 9 (2x), last vs. FAU, 12/16 Bench Points 9, vs. South Carolina State, 12/6 Victory Margin 11, vs. Florida, 11/27
--	---	---	---

MIAMI INDIVIDUAL HIGHS Points 21 (2x), last Davon Reed, vs. FAU, 12/16 Field Goals Made 9, Ja'Quan Newton, vs. Iowa State, 11/25 Field Goal Attempts 16, Ja'Quan Newton, vs. Penn, 11/19 3-Point FG Made 5 (2x), last Davon Reed, vs. FAU, 12/16 3-Point FG Attempts 11, DJ Vasiljevic, vs. South Carolina State, 12/6 Free Throws Made 8, Davon Reed, vs. Iowa State, 11/25 Free Throw Attempts 10 (2x) last Ja'Quan Newton, vs. Stanford, 11/24 Rebounds 12, Kamari Murphy, vs. Iowa State, 11/25 Assists 12 (2x), last Bruce Brown, vs. George Washington, 12/22 Blocks 3 (5x), Ebuka Izundu, vs. South Carolina State, 12/6
--

OPPONENT INDIVIDUAL HIGHS Points 21, Deonte Burton, vs. Iowa State, 11/25 Field Goals Made 8, Deonte Burton, vs. Iowa State, 11/25 Field Goal Attempts 16 (2x), Corey Sanders, vs. Rutgers, 11/30 3-Point FG Made 3 (4x), last Yuta Watanabe, vs. Geo. Wash., 12/22 3-Point FG Attempts 9 (3x) last Naz Mitrou-Long, vs. Iowa State, 11/25 Free Throws Made 8, Kasey Hill, vs. Florida, 11/27 Free Throw Attempts 10, Kasey Hill, vs. Florida, 11/27 Rebounds 10 (2x), last Arnaldo Toro, vs. George Washington, 12/22 Assists 5 (2x), last Chris Chiozza, vs. Florida, 11/27 Blocks 4, John Egbunu, vs. Florida, 11/27
--

2016-17 STARTERS BY GAME WCU Newton Lawrence Reed Izundu Murphy UNF Newton Lawrence Reed Izundu Murphy Penn Newton Brown Reed Lawrence Murphy Stanford Newton Lawrence Reed Izundu Murphy Iowa St. Newton Lawrence Reed Izundu Murphy Florida Newton Brown Reed Lawrence Murphy Rutgers Newton Brown Reed Huell Murphy Wofford Newton Brown Reed Huell Murphy SC State Newton Brown Reed Huell Murphy FAU Newton Brown Reed Huell Murphy GWU Newton Brown Reed Huell Murphy
RECORD BY STARTING LINEUP Newton, Reed, Lawrence, Murphy, Izundu 3-1 Newton, Brown, Reed, Lawrence, Murphy..... 1-1 Newton, Brown, Reed, Huell, Murphy..... 5-0

GRADUATION SUCCESS RATE ABOVE NATIONAL AVERAGE

University of Miami student-athletes posted a Graduation Success Rate (GSR) of 90 percent, the NCAA announced in November. The figures released by the NCAA show that the Hurricanes are above the national average of 84 percent. Miami's GSR rate is tied for 15th among Football Bowl Subdivision (FBS) institutions. The men's basketball team posted a GSR score of 91 percent, which is above the national average, and is tied for 18th among FBS schools.

MIAMI IN 2017 DIAMOND HEAD CLASSIC

Miami will join Akron, Davidson, Middle Tennessee, New Mexico State, USC, Utah State and Hawai'i in the 2017 Hawaiian Airlines Diamond Head Classic, which will be played Dec. 22, 23 and 25, 2017 at the Stan Sheriff Center in Honolulu. The Hurricanes last played in the Diamond Head Classic in 2012-13, when Miami went 1-2 in the event, but then went on to play in the NCAA Sweet 16 at the end of the year. In 2012, the Canes downed Hawai'i, 73-58, but then lost to No. 4/5 Arizona, 69-50, and Indiana State, 57-55, in overtime.

LARRAÑAGA TAPPED INTO IRON ARROW

Coach Jim Larrañaga has been tapped into the Iron Arrow Honor Society, the highest honor one can attain at UM. Women's head coach Katie Meier and Golden Cane Sandy Nusbaum tapped Larrañaga and Deputy AD Tony Hernandez presented Coach L with his Iron Arrow jacket.

CANES ARE YOUNG, BUT LED BY EXPERIENCED SENIORS

Miami is No. 297 out of 351 teams in experience in the nation, according to KenPom.com. The Canes are led by a pair of seniors who have each played in 108 games, but Miami also has six players who have appeared in less than 50 games in their careers. Four freshmen have played in just 10 games apiece, while center Ebuka Izundu has played in 24 games and guard Anthony Lawrence has played just 43 games.

ROOKIE MCCLELLAN MAKES FIRST NBA START

Former Cane and current Washington Wizards rookie Sheldon McClellan made his first NBA start on Nov. 12 vs. Chicago, in just his fifth professional game played. Against the Bulls, he scored 15 points in 35 minutes played. Mac is averaging 4.6 points per game and hitting 44.4 percent from the field in his 11.1 minutes per game.

McClellan signed a partially guaranteed contract with the Washington Wizards, and on the NBA's opening day, McClellan played in his first professional game. Against Atlanta that night, he scored seven points and had a steal in four minutes. Recently, he has played a handful of games for the Delaware 87ers D-League team, but was recalled to Washington in mid-December.

CANES' 2017-18 ROSTER WILL HAVE SIX TOP-100 RECRUITS

Miami has signed three ESPN Top 100 recruits for the class of 2017, including No. 19 Lonnie Walker from Reading, Pa., No. 52 Chris Lykes from Bowie, Md., and No. 93 Deng Gak from Blairstown, N.J.

The 2017 trio will join current ESPN Top 100 Hurricanes Bruce Brown (No. 26 in 2016), Dewan Huell (No. 28 in 2016) and Ja'Quan Newton (No. 58 in 2014) in the fall of 2017. In

just six seasons at The U, Larrañaga has recruited six of Miami's 11 ESPN Top 100 players since 2007.

ESPN Top 100 Players on 2017-18 Roster

- 19 Lonnie Walker - 2017
- 52 Chris Lykes - 2017
- 93 Deng Gak - 2017
- 26 Bruce Brown - 2016
- 28 Dewan Huell - 2016
- 58 Ja'Quan Newton - 2014

Miami's ESPN Top 100 Players, Since 2007

- 19 Lonnie Walker - 2017
- 26 Bruce Brown - 2016
- 28 Dewan Huell - 2016
- 28 DeQuan Jones - 2008
- 43 Durand Scott - 2009
- 52 Chris Lykes - 2017
- 53 Edwin Rios - 2007
- 58 Ja'Quan Newton - 2014
- 83 Garrus Adams - 2009
- 88 Donnavan Kirk - 2009
- 93 Deng Gak - 2017

- Recruits under Coach L are in italics

LARRAÑAGA GRADUATES CANES

All four Hurricane seniors graduated from Miami following the 2015-16 campaign. In May 2015 Sheldon McClellan earned his bachelor of liberal arts degree and in December Angel Rodriguez earned his bachelor's of education degree with a major in sports administration and a minor in sociology, the same degree Ivan Cruz Uceda and Tonye Jekiri both completed in May.

Now all four men are playing professional basketball, with McClellan in the NBA (Wizards) and Rodriguez (France), Jekiri (Turkey) and Cruz Uceda (Spain) all overseas.

UM RECORDS	GAME	ACC GAME
POINTS SCORED	59 - Rick Barry vs. Rollins, 1965	35 - Jack McClinton vs. North Carolina 02/15/09
FIELD GOAL %	1.000 (7-7) - Raymond Hicks vs. NC A&T, 2008	.900 (9-10) - Reggie Johnson at Duke 01/02/11
3-POINT FG	9 - Johnny Hemsley vs. Lafayette, 1999	7 (3x) last - Jack McClinton vs. UNC 02/15/09
3-POINT FG%	1.000 (5-5) (6x) last - James Palmer at Virginia Tech, 3/7/15	
FT MADE	22 (2x) last - Rick Barry vs. Florida Southern, 1965	16 - Jack McClinton vs. NC State 03/07/09
FT %	1.000 (16-16) - Jack McClinton vs. NC State, 2009	1.000 (16-16) - Jack McClinton vs. NC State 03/07/09
REBOUNDS	29 - Rick Barry vs. Oklahoma City, 1965	17 - Tonye Jekiri vs. Clemson 02/08/15
ASSISTS	14 - Michael Gardner vs. Pittsburgh, 1993	9 (3x) last - Shane Larkin vs. North Carolina 02/09/13
STEALS	9 - Jerome Scott vs. FIU, 1991	6 - Shane Larkin at North Carolina 01/10/12
BLOCKED SHOTS	13 - Anthony King vs. Florida Atlantic, 2004	6 - Anthony King vs. Florida State 01/15/05



LARRAÑAGA ONE OF THE BEST

All stats below are prior to the 2016-17 season.

Among active coaches, Jim Larrañaga is the 11th-winningest coach in the country at major schools with 588 victories, and is ranked No. 42 on the list of all-time winningest coaches at major schools. Among the seven ACC coaches with five-plus years in the league, in their first five years at their current school, Coach L is second in overall wins (118), overall winning percentage (.674), ACC victories (54), winning percentage in ACC games only (.614). Among all-time ACC coaches (includes only seasons coaching at ACC schools during years as ACC member), Coach L is ranked No. 25 all-time in ACC wins and No. 29 all-time in overall wins, in just five years in the league. He is ninth all-time in winning percentage in ACC games only (.614).

DAVON REED TABBED TO NABC HONORS COURT

Senior Davon Reed was tabbed to the National Association of Basketball Coaches (NABC) 2015-16 NABC Honors Court, recognizing those student-athletes who excelled in academics during the past season.

Reed, from Ewing, N.J., is majoring in sport administration with a minor in marketing and communications at Miami. He is expected to graduate from The U in May of 2017, after a four-year basketball career with the Hurricanes.

MIAMI PICKED NINTH IN ACC PRESEASON POLL

Miami was predicted to finish ninth out of 15 teams in the Atlantic Coast Conference this season, as announced by the league at the 55th annual Operation Basketball. Duke was picked to win the ACC, followed by North Carolina, Virginia and Louisville. Miami's all-time preseason poll breakdowns and finishes are as follows:

2015-16 - 5th - t-2nd	2009-10 - 10th - 12th
2014-15 - 10th - t-6th	2008-09 - 4th - t-7th
2013-14 - 12th - 10th	2007-08 - 12th - t-5th
2012-13 - 5th - 1st	2006-07 - 11th - 12th
2011-12 - 5th - t-4th	2005-06 - 7th - t-7th
2010-11 - 8th - 9th	2004-05 - 11th - t-6th

RETURNING NUMBERS FOR THE CANES

To open the 2016-17 season, Miami returned no more than 51 percent of its scoring, rebounds, assists, steals or blocks from the 2015-16 team.

Returning	Scoring	Rebs	Assists	Steals	Blocks
2016-17	40.3%	40.6%	37.4%	40.0%	50.4%
2015-16	72.6%	78.1%	77.0%	77.5%	77.8%
2014-15	22.2%	24.0%	28.6%	26.1%	24.2%
2013-14	13.4%	15.5%	0.98%	13.0%	11.3%
2012-13	79.8%	85.6%	82.1%	83.3%	90.7%

EXCEEDING EXPECTATIONS

In the past five years, Coach Jim Larrañaga's Canes have exceeded preseason expectations every campaign. Larrañaga is the only coach in the ACC to finish above the preseason poll predictions every season, and has the largest margin of surpassing those expectations.

TOTAL	2015-16	14-15	13-14	12-13	AVG
Miami	2	4	2	4	3.0
Clemson	4	2	8	-3	2.75
Virginia	0	3	3	3	2.25
Virginia Tech	7	0	0	-2	1.25
Louisville	3	-1	N/A	N/A	0.5
Georgia Tech	1	-1	0	0	0.0
Wake Forest	-3	0	1	1	-0.25
Boston College	0	1	-6	4	-0.25
Syracuse	0	-3	0	N/A	-0.75
Pittsburgh	0	-5	1	N/A	-1.00
North Carolina	0	-3	-1	0	-1.00
NC State	-5	2	3	-4	-1.00
Duke	-2	-1	-2	0	-1.25
Notre Dame	-2	4	-8	N/A	-1.5
Florida State	-5	-2	0	-2	-2.25

Key: A fifth-place prediction and second-place finish = +3

LARRAÑAGA CONTRACT EXTENDED THROUGH 2022

The University of Miami extended Coach Jim Larrañaga's contract through May 31, 2022, Director of Athletics Blake James announced in September 2014. Larrañaga first signed a five-year contract in April 2011, then was granted a three-year extension in 2012.

CANES RECRUIT TOP-15 CLASS FOR 2016-17

In the fall of 2015, Miami signed one of the top 15 recruiting classes in the country, with 247Sports ranking the class No. 9, Scout at No. 10, ESPN at No. 13 and Rivals at No. 13. The 2016 class rankings topped Miami's best mark from 2005, when the Canes signed four four-star recruits - Jimmy Graham, Brian Asbury, Adrian Thomas and Denis Clemente - in a class that was ranked No. 12 in the nation by Scout. In 2009, Miami's signing class was nationally ranked No. 19 by Scout and No. 24 by ESPN. That Hurricanes' heralded 2009 class was comprised of ESPNU 100 picks Durand Scott, Garius Adams and Donnavan Kirk, in addition to May signee Antoine Allen.

Since 2002, Miami has signed 16 Scout top-100 players, including three five-star, top-25 players in DeQuan Jones (22, 2008), Dewan Huell (25, 2016) and Durand Scott (25, 2009). Since Larrañaga's arrival, his staff has signed five top-100 players in Huell (25), Bruce Brown (44), Ja'Quan Newton (52, 2014), Rodney Miller (90) and James Palmer (98, 2014). Huell and Brown are the most lauded signees for Miami since Scott in 2009, Jones in 2008, No. 32 Guillermo Diaz in 2003 and McDonald's All-American Darius Rice in 2000.

HURRICANES MAKE DIVISION I ATHLETICS HISTORY

Miami was the only school in NCAA Division I athletics to have its football team play in a bowl game, men's and women's basketball teams reach the NCAA tournament and baseball team advance to the College World Series during the 2015-16 academic year.

COACHING COORDINATORS FOR MIAMI

Miami's assistant coaching staff is set up in a coordinator system, with Jamal Brunt as the offensive coordinator, Chris Caputo manning the defense and Adam Fisher handling the scout for every opponent. James Johnson is the dean of discipline.

ACC TELECONFERENCE

Miami head coach Jim Larrañaga and the league's 14 other coaches will be featured on a weekly teleconference each Monday during the 2016-17 basketball season from 10:30 a.m. to 1 p.m. Each coach will have 10 minutes to make an opening statement and answer questions. There will be an audio file available of each teleconference on the Conference's official website (theACC.com) each Monday afternoon as well as a written transcript of the call. Media representatives wishing to participate in the teleconference should contact the ACC Communications Office or Amy LaBrie at Miami for the call-in number.

Coach Larrañaga will be on the call at the following times each week:

Monday, Jan. 9	12:20 p.m.
Monday, Jan. 16	12:20 p.m.
Monday, Jan. 23	Noon
Monday, Jan. 30	Noon
Monday, Feb. 6	12:10 p.m.
Monday, Feb. 13	12:10 p.m.
Monday, Feb. 20	Not on the call.
Monday, Feb. 27	Not on the call.

NAVY SEALS TRAINING

The Miami basketball team went through a two-day training session with the Navy Seals on the UM campus in late August. The team worked out on both the land and in the swimming pool. Check out the highlight video here: https://youtu.be/V CZ_9t2FVRO.

RECRUITING THE STATE OF MIAMI

Coach Jim Larrañaga has put great emphasis on recruiting the "state of Miami." UM's recruits from Florida in the past five years include Shane Larkin (Orlando), Tonye Jekiri (Hialeah), Angel Rodriguez (Miami), Joe Thomas (Miami), Anthony Lawrence (St. Petersburg), Dewan Huell (Miami) and Michael Gilmore (Jacksonville).

CANES IN NATIONAL STATS (as of Dec. 26)

Category	Rank	Actual	Nat'l Leader	Actual
Won-Lost Percentage	44	81.8	6 teams	100.0
Scoring Offense	173	74.2	The Citadel	103.2
Scoring Defense	5	57.8	Virginia	47.2
Scoring Margin	27	16.4	West Virginia	33.6
Field-Goal Percentage	97	46.6	UCLA	55.0
FG Percentage Defense	6	36.3	UCF	32.1
Three-Point FG Per Game	295	5.9	Savannah St.	15.3
Three-Point FG Pct	148	35.9	Creighton	45.3
Three Pt FG Defense	7	27.8	Gonzaga	26.7
Free-Throw Percentage	36	75.1	Notre Dame	85.6
Rebound Margin	22	8.2	Indiana	14.7
Assists Per Game	290	11.9	UCLA	23.6
Assist Turnover Ratio	251	0.91	Notre Dame	2.15
Blocked Shots Per Game	95	4.2	Oregon	8.2
Steals Per Game	83	7.3	West Virginia	13.9
Turnovers Per Game	139	13.1	Notre Dame	8.8
Turnover Margin	186	-0.1	West Virginia	15.8
Personal Fouls Per Game	22	15.7	Villanova	14.0
Total Blocks (355 ranked)	133	46.0	Oregon	107.0
Total Assists	312	131.0	UCLA	307.0
Total Rebounds	171	448.0	USC Upstate	611.0
Free Throw Attempts	256	225.0	Ill.-Chicago	386.0
Free Throws Made	200	169.0	The Citadel	276.0
3-pt Field Goal Attempts	330	181.0	The Citadel	508.0
Total 3-point FGM	309	65.0	Savannah St.	184.0
Total Steals	158	80.0	West Virginia	167.0
Fewest Turnovers	66	144.0	Virginia	99.0
Fewest Fouls	8	173.0	Clemson	160.0
Offensive Reb Per Game	67	12.64	Kent St.	17.75
Defensive Reb per Game	53	28.09	UCF	34.67
Turnovers Forced	240	13.0	West Virginia	26.25
Total Reb Per Game	29	40.73	UCF	45.58

LARRAÑAGA AND CAPUTO TOGETHER 15 YEARS

This season head coach Jim Larrañaga and associate head coach Chris Caputo begin their 15th season on sidelines together, dating back to their time at George Mason University. Caputo started on Coach L's staff as the video coordinator for the 2002-03 season, and along the way, the native of Elmhurst, N.Y., was an assistant coach and is now the associate head coach for the Hurricanes. Caputo helped the 2006 GMU team to the NCAA Final Four and has made five total NCAA Tournament appearances with Larrañaga. Both Caputo and Larrañaga attended Archbishop Molloy High School (N.Y.) and played for legendary head coach Jack Curran.

CANES TOP 100 NATIONALLY

(as of Dec. 20)

Bruce Brown	Rank	Actual
Triple Doubles	1	1.0
Kamari Murphy	Rank	Actual
Off. Rebounds Per Game	97	2.73



2015-16 IN REVIEW

2015-16 TEAM HIGHLIGHTS

- First team in Miami history to sell out its home arena for the entire season.
- Third squad in Miami history to play in the Sweet 16.
- 24 regular season wins tied with the 2012-13 season for the most in Miami history.
- 13 wins in ACC play were the second-most in school history, behind 15 in 2012-13.
- Perfect 9-0 at home in ACC play, 15-1 at home overall.
- Defeated five ranked teams: No. 3 Virginia, No. 11 Louisville, No. 16 Utah, No. 22/20 Butler and No. 24/20 Duke, with back-to-back wins over Virginia and Louisville.
- Ranked in the polls a school record 17 straight weeks. Ranked top-15 for a school record 14 weeks.
- Won the Puerto Rico Tip Off, defeating No. 16 Utah, No. 22/20 Butler and Mississippi State by 20.0 points per game. Puerto Rico native Angel Rodriguez was named MVP.
- Won ACC/Big Ten Challenge game at Nebraska, 77-72, in overtime.
- Defeated in-state rival Florida, which was receiving votes at the time.
- Posted 11-1 non-conference regular season record with only loss on a buzzer-beater vs. Northeastern. The Canes were 6-1 at home, 2-0 on the road and 3-0 at neutral sites.
- Coach L named ACC Coach of the Year for second time in four seasons.
- Sheldon McClellan named to the USBWA All-District Team and Coach Larrañaga recognized as District IV Coach of the Year.
- Three players - Sheldon McClellan, Tonye Jekiri and Angel Rodriguez - named All-ACC, while Jekiri was on the ACC Defensive Team. Davon Reed was on the All-ACC Academic Team.
- Sheldon McClellan named to the 2016 ACC All-Tournament Second Team.

MIAMI POSTS THIRD 25-WIN SEASON

Coach Jim Larrañaga posted his third 25-win season and fourth 20-win season in five years at The U. This was also his fifth-career 25-win season and 10th-career 20-win campaign. Larrañaga is just the second coach in Miami history with four 20-win seasons, joining Bruce Hale (1954-67), and is the only Miami coach with a 25-win year.

This was Miami's third 25-win campaign (all under Coach L) and seventh 20-win season since joining the ACC for the 2004-05 campaign.

13+ ACC WINS FOR THE SECOND TIME UNDER COACH L

Miami won 13 games in ACC play for just the second time in school history, along with 15 wins in 2012-13. In five seasons under Larrañaga, the Canes have won seven-or-more ACC games each season. Prior to the arrival of Coach L, Miami had never won 10 ACC games in a season.

TIED FOR MOST REGULAR-SEASON WINS

Miami was 24-5 in the regular season, tied with the 24-6 record in 2012-13 for the most regular-season wins in Hurricanes history. In Larrañaga's five seasons, the Canes have the following records in the regular season: 2015-16: 24-5; 2014-15: 20-11; 2013-14: 16-15; 2012-13: 24-6; 2011-12: 18-11.

BEST FG SHOOTING PERCENTAGE IN 27 YEARS

The Canes made 47.9 percent (907-1895) from the field, the best in Miami's history since the 1988-89 season when UM hit 49.2 percent (1024-2083) of its shots.

Miami's 74.9 percent clip (578-772) at the line was the best since 77.1 percent (523-678) in 2001-02.

THE HURRICANES IN THE NCAA TOURNAMENT

The Canes were a No. 3 seed for the first time in UM history. Miami's highest seed was No. 2, in 2013 and 1999.

The Canes played in the NCAA Tournament for the eighth time.

Miami is 8-8 in NCAA Tournament play.

Miami played in its third Sweet 16, has played in the second round five times and played just one game three times.

Under head coach Jim Larrañaga, Miami is 4-2 in the NCAA Tournament in just four seasons. The Hurricanes were 4-6 in their first six appearances.

UM has won at least one game in the NCAA Tournament in five of eight appearances, including three straight and in five of the last six.

UM has won five of its last eight games in the NCAA Tournament after going 2-1 in 2013 and 1-1 in 2008.

Five different coaches have led Miami to its eight NCAA appearances. Leonard Hamilton (3: 1998-00) and Jim Larrañaga (2: 2013, 2016) are the only coaches to lead the Canes to multiple NCAA berths.

Miami and Texas A&M were the only two schools among top-three seeds who did not play in the NCAA Tournament in 2014-15.

MIAMI CONTINUES TO EXCEED EXPECTATIONS

Miami was a 3-seed in the 2016 NCAA Tournament, one of five teams among the 12 top three-seeds that was not ranked in the AP preseason poll.

ALL-ACC AWARDS FOR THE HURRICANES

Coach Jim Larrañaga was named the ACC Coach of the Year for the second time in four seasons, while three players earned postseason honors. Coach Jim Larrañaga - Coach of the Year (ACSMA/Coaches); Tonye Jekiri - All-Defensive Team (ACSMA/Coaches); Sheldon McClellan - Second Team All-ACC (ACSMA/Coaches); Angel Rodriguez - Third Team All-ACC (ACSMA); Tonye Jekiri - Honorable Mention (ACSMA/Coaches). Since joining the league in 2004-05, Miami has had 34 honorees on ACC postseason award lists, 21 of whom have come under Coach L's watch, including five of Miami's six All-Defensive Team players. Jekiri is the only Hurricane to be named to that team twice.

JEKIRI EARNS MOST WINS IN PROGRAM HISTORY

In four seasons at Miami, Tonye Jekiri won 96 games, the most of any Hurricane in school history. Jekiri was the only remaining player from the 2012-13 ACC Championship and NCAA Sweet 16 team. That season, Jekiri did not play in a pair of games, playing in just 27 wins individually. He played in every victory since, with 17 as a sophomore, 25 as a junior and 27 as a senior.

McCLELLAN 11TH-MOST EFFICIENT PLAYER IN THE NATION, 180 PLAYER

Sheldon McClellan was the 11th-most efficient offensive player in the nation among players with 20 percent-or-more possessions used, according to KenPom.com. He was also the third most efficient player in the ACC overall, and No. 30 in the nation. McClellan was 17th in the ACC (league games only) in 2-point field goal percentage (54.6), ninth in true shooting percentage (60.7) and 10th in free throw percentage (83.5). He was fourth in the ACC in turnover rate (9.6).

McClellan also hit 56.7 percent from two, 38.9 percent from three and 83.8 percent at the line, adding up to 179.4, nearly the mark of an 180 player.

NEWTON BEST SIXTH MAN IN THE COUNTRY

Dick Vitale lauded Miami sophomore Ja'Quan Newton as the "best sixth man in the country." Newton immensely improved his stats from his freshman year, and scored in double digits 21 times last season.

	GP	PPG	FG%	3FG	FT%	10+Pts	MPG
'15-16	30	10.8	46.9	9/26	73.4	21	22.8
'14-15	34	4.0	40.5	4/10	64.1	4	13.5

In the 10 ACC victories Newton played in (not vs. VT twice, Louisville and Notre Dame), he averaged 11.4 points and 2.3 assists per game, hitting 50.6 percent from the field. In the Canes' four losses he played in, he put up 6.8 points and 1.3 assists per outing, knocking down 26.5 percent of his shots.

REED NAMED TO ALL-ACC ACADEMIC TEAM

Davon Reed was named to the 2015-16 All-Atlantic Coast Conference Academic Men's Basketball team. The junior from Ewing, N.J., is majoring in sports administration.

HOOPS TEAMS COMBINE FOR HISTORIC SEASON

The 2015-16 season was the top combined year ever between Miami's men's and women's basketball programs. Together, they went 51-17, setting a school record for combined victories and winning percentage (.750). Additionally, it was the third time, joining 1997-98 and 2012-13, both teams reached the NCAA Tournament in the same season. Miami was one of 10 schools in the nation to have its men's team and women's team conclude the 2015-16 season ranked in the *USA TODAY* Coaches Poll, as they checked in at No. 8 and No. 24, respectively.

A YEAR TO REMEMBER

The 2015-16 season was the top combined season ever between Miami's men's and women's basketball programs. Together, they went 51-17, setting a school record for combined victories and winning percentage (.750). Additionally, it was the third time, joining 1997-98 and 2012-13, both teams reached the NCAA Tournament in the same year. Miami was one of 10 schools to have its men's team and women's team conclude 2015-16 ranked in the *USA TODAY* Coaches Poll, checking in at No. 8 and No. 24, respectively. The men had the second-most wins in a season in program history, while the women tied for the fifth-most.



MIAMI'S RECORD WHEN... RECORD	2016-17		COACH L	
	ALL	ACC	AT UM	ACC
All games	9-2		126-60	54-34
Home	6-0		69-20	31-13
Away	1-0		37-26	23-21
Neutral	2-2		21-13	
November	5-2		29-9	
December	4-0		25-9	0-1
January	--		23-14	21-14
February	--		27-15	26-15
March	--		23-11	7-4
April	--		0-1	--
Vs. Top 10 opponents	--		5-11	4-8
Vs. Top 25 opponents (includes Top 10)	0-1		13-25	8-17
Vs. RV opponents (either or both polls)	1-1		11-3	4-0
Vs. teams over .500 on game day	3-2		79-52	38-29
Vs. teams under .500 on game day	4-0		31-6	12-5
Vs. teams at .500 on game day	1-0		15-1	4-0
While UM is in the Top 25	--		42-16	25-10
While UM is RV (only)	8-2		27-6	4-1
Leading at halftime	8-0		95-13	36-10
Trailing at halftime	1-2		27-44	14-23
Tied at halftime	--		5-2	3-1
Single overtime	--		3-6	1-2
Double overtime	--		3-1	2-1
In overtime games (single+double)	--		6-7	3-3
Leading with 2:00 left in regulation	9-0		117-7	50-3
Trailing with 2:00 left in regulation	0-2		8-49	3-30
Tied with 2:00 left in regulation	--		2-1	0-1
UM shoots 50% or better from field	4-0		46-5	14-2
UM shoots 40-49% from field	5-0		66-17	34-14
UM shoots under 40% from field	0-2		15-37	6-18
Opp. shoots 50% or better from field	--		7-19	3-11
Opp. shoots 40-49% from field	2-2		54-27	27-15
Opp. shoots under 40% from field	7-0		67-13	24-8
UM shoots 70% or better from the line	5-1		82-30	33-17
UM shoots less than 70% from the line	4-1		45-29	30-16
UM makes more 3-point FGs	4-1		66-24	30-18
UM makes fewer 3-point FGs	2-1		39-23	18-13
3-point FGs are even	3-0		13-5	6-3
Four or more Canes in double figures	7-1		64-13	24-9
Three Canes score in double figures	2-0		46-22	23-9
Two or less Canes score in double figures	0-1		17-24	7-16
UM outrebounds opponent	7-2		83-21	30-13
Opp. outrebounds UM	2-0		38-38	22-21
Tied in rebounds	--		5-0	2-0
UM records 10 or more steals	1-0		20-4	7-1
UM records 15 or more assists	3-0		37-2	15-1
UM commits less than 15 turnovers	6-1		111-50	49-30
UM commits 15 or more turnovers	2-1		13-4	3-4
UM commits less turnovers than opp.	5-0		71-23	31-12
UM commits more turnovers than opp.	4-2		44-25	17-16
Tied in turnovers	--		12-10	6-6
UM scores 59 points or less	0-2		9-28	5-17
UM scores between 60-69 points	1-0		37-20	20-8
UM scores between 70-79 points	5-0		50-10	19-8
UM scores between 80-89 points	1-0		20-1	6-1
UM scores between 90-99 points	2-0		10-0	3-0
UM scores 100 or more points	--		1-0	0-0
Playing during the morning (11 a.m.)	0-1		1-1	
Playing during the afternoon	1-1		37-21	20-15
Playing in the evening (5 p.m. or later)	8-0		88-36	34-19
Games decided by three points or less	--		15-13	8-9
Games decided by four to 10 points	1-0		37-22	18-15
Games decided by 11-19 points	4-2		45-18	18-6
Games decided by more than 20 points	4-0		30-6	10-4

SINCE THE ARRIVAL OF COACH JIM LARRAÑAGA AT MIAMI IN 2011-12 ...

(only includes teams while in the ACC, not with previous conference affiliations)

- Miami won ACC Regular Season and ACC Tournament Championships in 2013.
- Miami has played in a pair of NCAA Sweet 16 games, in 2013 and 2016.
- Miami has 35 overall road wins, the most in the conference, leading 34 from North Carolina, 33 by Virginia and 31 from Duke.
- Miami has posted an 8-6 combined record against Duke (4-2) and North Carolina (4-4).
- Miami has the fourth-most ACC wins (54) in league play, behind Duke (66), Virginia (65) and North Carolina (64).
- Miami has the fourth-most ACC road wins (23) in league play, behind Duke (29), North Carolina (29) and Virginia (25).
- Miami has the fourth-most ACC home wins (31), behind Virginia (40), Duke (37) and North Carolina (35).
- Miami is one of four schools with seven-or-more wins in the ACC Tournament: North Carolina 10, NC State 8, Miami 7 and Florida State 7.
- Miami is one of six ACC schools with a winning record in the NCAA Tournament: Duke, Louisville, Miami, North Carolina, NC State and Notre Dame.
- Miami's seeds in the ACC Tournament have been No. 1, No. 3, No. 6 (2x) and No. 10.
- Miami is one of 10 ACC teams to make an NCAA tournament appearance.
- Miami played in the championship game of the NIT in 2015.
- ACC Selections: Two ACC Coach of the Year, one ACC Player of the Year, ACC Defensive Player of the Year, one ACC Tournament MVP, four ACC All-Tournament, one first-team All-ACC, two second-team All-ACC, four third-team All-ACC, six honorable mention All-ACC, one ACC All-Rookie Team and five ACC All-Defensive Team.
- Miami has the most lopsided win over Duke (27 points) and second-most lopsided wins over North Carolina (26 points) and Florida State (24 points) of any ACC team.
- Miami has won eight ACC games by 20-or-more points: Boston College (27, 22, 22 and 21), Duke (27), North Carolina (26), Florida State (24) and Virginia Tech (24).
- Won at Cameron Indoor Stadium twice. Dealt Duke two of its five overall, and three ACC, losses by 16-plus points. Scored 90 points against Duke twice. Dealt Duke its last two regular-season losses by 16-or-more points: 27 (90-63) on Jan. 23, 2013 at Miami, and 16 (90-74) on Jan. 13, 2015 at Duke.
- All 20 seniors have earned academic degrees from UM: Garrius Adams, Raphael Akpejori, Rion Brown, Ivan Cruz Uceda, Julian Gamble, Malcolm Grant, Justin Heller, Tonye Jekiri, Reggie Johnson, DeQuan Jones, Kenny Kadji, Donnavan Kirk, Sheldon McClellan, Kamari Murphy, Trey McKinney Jones, Ryan Quiglar, Angel Rodriguez, Durand Scott, Erik Swoope and Joe Thomas.

In the five years prior to the arrival of Coach L (2006-11) ...

- Miami tied for the 10th-most ACC wins (29) in the league, tied with Georgia Tech (29), and ahead of NC State (25).
- Miami recorded 95 overall wins, seventh-most in the ACC.
- Miami's seeds in the ACC Tournament were No. 5, No. 8, No. 9 (2x) and No. 12.
- Miami was 1-14 combined vs. Duke and UNC.
- Miami had one first-team All-ACC, one second-team All-ACC, two third-team All-ACC, one honorable mention All-ACC, one ACC All-Rookie Team and one ACC All-Tournament Team selection.

COACH LARRAÑAGA'S MILESTONE VICTORIES

Victory	Date	Opponent	Score	School
50	02/10/88	Miami (Ohio)	65-59	Bowling Green
100	02/23/91	Kent State	84-57	Bowling Green
150	12/22/94	at Ohio State	59-50	Bowling Green
200	12/27/97	Northeastern	66-60	George Mason
250	12/20/00	Coastal Carolina	81-65	George Mason
300	12/02/03	East Carolina	76-65	George Mason
350	01/26/06	William & Mary	81-58	George Mason
400	02/27/08	William & Mary	68-59	George Mason
450	12/08/10	Loyola (Md.)	66-52	George Mason
500	01/05/12	at Georgia Tech	62-49	Miami
550	01/24/15	at Syracuse	66-62	Miami

100th win at Miami Co. of Charleston, 12/19/15 85-63



THE LAST TIME ...

Player Scored 30 Points

Miami Sheldon McClellan (31), at Charlotte, 11/25/14
Opponent Seth Allen (31), vs. Virginia Tech, 3/10/16

Player Scored 35 Points

Miami Jack McClinton (35) vs. North Carolina, 3/15/09
Opponent Xavier Rathan-Mayes (35) Florida State, 2/25/15

Player Scored 40 Points

Miami Darius Rice (43) vs. Connecticut, 1/20/03
Opponent Sean Singletary (41), Virginia, 3/1/08

Two Players Scored 20 Points

Miami Angel Rodriguez (27), Sheldon McClellan (20) vs. Buffalo, 3/17/16
Opponent Kris Jenkins (21), Ryan Arcidiacono (21), Villanova, 3/24/16

Three Players Scored 20 Points

Miami Dwayne Collins (23), Brian Asbury (21), Jack McClinton (20) vs. Virginia Tech, 1/25/09
Opponent Travis Mays (40), Alvin Hegggs (22), Lance Blanks (21), Texas, 2/22/89

Five (not 5+) Players Scored in Double Figures

Miami Ja'Quan Newton (18), Bruce Brown (15), Dewan Huell (11),
DJ Vasiljevic (11), Davon Reed (11) vs Penn, 11/19/16
Opponent Shawn Long (21), Jay Wright (13), Kasey Shepherd (12),
Bryce Washington (11), Devonta Walker (11) vs. Louisiana 11/16/15

Six (not 6+) Players Scored in Double Figures

Miami Davon Reed (19), Angel Rodriguez (18), Sheldon McClellan (16),
Ivan Cruz Uceda (13), Anthony Lawrence (12), Ja'Quan Newton (11)
vs. Louisiana 11/16/15

Seven+ Players Scored in Double Figures

Miami Sheldon McClellan (18), Ja'Quan Newton (15), James Palmer (14), Ebuka Izundu (11)
Angel Rodriguez (11), Ivan Cruz Uceda (10), Anthony Lawrence Jr. (10)
vs. Mississippi State 11/19/15

Player Grabbed 15 Rebounds

Miami Tonye Jekiri (17) at Boston College, 1/20/16
Opponent Brice Johnson (15) vs. North Carolina, 2/20/16

Two Players Grabbed 10 Rebounds

Miami Kamari Murphy (10), Dewan Huell (10), vs. FAU, 12/16/16
Opponent Tyler Roberson (11), Tyler Lydon (10), Syracuse, 1/2/16

Three Players Grabbed 10 Rebounds

Miami Mark Richardson (11), Eric Brown (10), Joe Wylie (10) vs. FIU, 3/6/89
Opponent Matt Harpring (12), Dion Glover (10), Michael Maddox (10), Georgia Tech, 12/2/7/97

Player Had 10 Assists

Miami Bruce Brown (10), vs. South Carolina State, 12/6/16
Opponent Kris Dunn (13), Providence, 12/22/14

Player Had 10 Blocks

Miami Anthony King (10) vs. Florida Atlantic, 11/29/04
Opponent Jarvis Varnado (10), Mississippi State, 12/13/07

Player Had a Double-Double

Miami Bruce Brown (14 pts, 12 reb), vs. George Washington, 12/22/16
Opponent Reid Travis (11 pts, 10 reb) Stanford, 11/24/16

Player Had a Triple-Double

Miami Bruce Brown (11 pts, 11 reb, 10 ast), vs. South Carolina State, 12/6/16
Opponent Brendan Haywood (18 pts, 14 reb, 10 blks), North Carolina, 12/4/00

Two Players Had Double-Doubles

Miami Kamari Murphy (11 pts, 13 reb) and Davon Reed (10 pts, 12 reb) vs. Buffalo, 3/17/16
Opponent Brice Johnson (22 pts, 11 rebs) & J.P. Tokoto (10 pts, 10 rebs), North Carolina, 2/28/15

Team Scored 100 Points

Miami 105 vs. Mississippi State, 11/19/15
Opponent 105, North Carolina, 1/31/07

Team Scored 90-99 Points

Miami 94, at North Florida, 11/16/16
Opponent 92, Villanova, 3/24/16

Team Scored 50 Points in a Half

Miami 51 (2nd half) vs. Western Carolina, 11/11/16
Opponent 54 (2nd half) at North Carolina, 2/20/16

Team Shot 50 Percent in Both Halves

Miami .567 (17-30) / .500 (14-28), vs. South Carolina State, 12/6/16
Opponent .64.0 (16-25) / .615 (16-26) vs. Villanova, 3/24/16

Team Shot 60 Percent in a Half

Miami .62.5 (15-24), second half, vs. Stanford, 11/24/16
Opponent .615 (16-26), second half, vs. Villanova, 3/24/16

Team Shot 70 Percent in a Half

Miami .739 (17-23), first half, at Florida State, 2/13/13

Team Shot 60 Percent in a Game

Miami .638 (30-47), at Florida State, 2/13/13
Opponent .627 (32-51), Villanova, 3/24/16

Team Shot Less Than 30 Percent in a Game

Miami .293 (12-41), vs. Eastern Kentucky, 12/19/14
Opponent .290 (18-62), vs. South Carolina State, 12/6/16

Team Won by 50+ Points

Miami 50, vs. Nova Southeastern, 11/16/09
Opponent 53, by Notre Dame, 2/22/86

Team won by 40-49 Points

Miami 49, vs. Western Carolina, 11/11/16
Opponent 41, at North Carolina, 1/31/07

Team Won by 30-39 Points

Miami 36, vs. South Carolina State, 12/6/16
Opponent 32, at Charlotte (11/28/00)

Overtime

Miami won in overtime 77-72 (OT) at Nebraska, 12/01/15
Miami lost in overtime 66-64 (OT) vs. Stanford, 4/2/15, NIT Championship

Rankings

Miami defeated a ranked opponent 73-65 vs. No. 11 Louisville, 2/27/16
Miami lost to a ranked opponent 56-73 vs. No. 21/22 Iowa State, 11/25/16
Miami defeated a top 5 opponent 64-61 vs. No. 3 Virginia, 2/22/16
Miami lost to a top 5 opponent 73-68 vs. No. 4 Virginia, 3/11/16

THE LAST TIME A MIAMI FRESHMAN ...

Scored 26+ Points: Durand Scott, 29, vs. North Carolina, 3/02/10
Scored 20-25 Points: Deandre Burnett, 21, vs. Green Bay, 12/6/14
Perfect from Field (5+ att): Reggie Johnson (RS), 8-of-8, vs. Wake Forest, 3/11/10
Perfect from 3-Pt (3+ att): Anthony Lawrence, 4-of-4, vs. Notre Dame, 2/3/16
10+ Rebounds: Bruce Brown, 12, vs. George Washington, 12/22/16
10+ Assists: Bruce Brown, 10, vs. South Carolina State, 12/6/16
5-9 Assists: Bruce Brown, 5, vs. Western Carolina, 11/11/16
5+ Steals: Shane Larkin, 6, vs. North Carolina, 01/10/12
4+ Blocks: Raphael Akpejori, 4, McNeese State, 11/24/10
Double-Double: Bruce Brown (14 pts, 12 reb), vs. George Washington, 12/22/16
Triple-Double: Bruce Brown (11 pts, 11 reb, 10 ast), vs. South Carolina State, 12/6/16



JIM LARRAÑAGA

Head Coach, Sixth Season
Providence, 1971

In his five seasons at The U, Coach Jim Larrañaga has led the Hurricanes to a pair of NCAA Sweet 16 appearances and won the 2013 ACC regular season and ACC Tournament titles. He has been named the AP, Naismith, USBWA and Henry Iba National Coach of the Year, twice was both the ACC and USBWA District Coach of the Year and was the 2013 NABC District Coach of the Year.

Larrañaga has posted three 25-win seasons at UM – the only Miami coach to do so – and five in his career. He also has recorded four 20-win campaigns at The U and 10 in his career. In conference action, the Canes have won nine-or-more league games in four-of-five seasons, while prior to the arrival of Coach L, Miami had never won more than eight ACC games in a season. Larrañaga has helped the Canes to 16 postseason victories, including four in the NCAA Tournament (two appearances), seven in the ACC Tournament (five) and five in the NIT (two).

Miami's 35 road wins in the past five seasons are the most among league teams, and in that time, the Canes are fourth in the conference in wins (54), and in both ACC home (31) and road (23) victories. In the five years prior to Coach L's arrival, when the ACC had only 12 teams, Miami was tied for 10th in ACC victories (29), and won just seven ACC road games.

In 2012-13, the Bronx, N.Y., native helped Miami to a No. 2 national ranking by both the AP and USA TODAY, and a No. 2 seed in the NCAA Tournament. He is the 10th coach in the last 10 years to lead two top-10 programs, as Miami was No. 2 on Feb. 18, 2013, and George Mason was No. 8 in the final top 25 poll in 2006.

Larrañaga came to Miami after serving as the head coach at George Mason for 14 seasons. He guided that program to five NCAA Tournament appearances (2011, 2008, 2006, 2001, 1999) - including an unprecedented run to the 2006 Final Four that captured the nation's attention, defeating Michigan State, North Carolina, Wichita State and UConn along the way. Following that run, he was selected the 2006 Clair Bee National Coach of the Year.

Larrañaga built the GMU Patriots' program into a perennial contender in the highly-regarded Colonial Athletic Association, winning more games than any other coach in program and conference history (273) en route to three conference titles (2008, 2001, 1999).

In 2006, Larrañaga became the first coach at a mid-major school to take his team to the Final Four in 27 years and earned an at-large berth for a CAA team for the first time in 20 years. Along the way, he led Mason to a school record in wins, the school's first-ever national ranking, George Mason's first-ever appearance in the top 10 and the school's first wins over top 10 teams.

Larrañaga previously served as the head coach at Bowling Green for 11 seasons (1986-1997) and at Division II American International for two seasons (1977-79). His first coaching opportunity came at Davidson College, where he served as an assistant coach to Terry Holland, then reunited with Holland as an assistant at Virginia from 1979-86. In 1976, he spent one season as player-coach for the Geronemo Basketball Club in Belgium.

A 1971 graduate of Providence College with a degree in economics, Larrañaga was a four-year letterman for the Friars. He graduated as the school's fifth all-time leading scorer with 1,258 points and was selected in the sixth round of the NBA Draft by the Detroit Pistons. He was inducted into the Providence College Hall of Fame in 1991.

Larrañaga, 67, and his wife, Liz, have two sons, Jay and John, and four grandchildren, Tia, James, Jon Temple and Henry. Jay played for his father at Bowling Green, was the head coach of the NBDL's Erie Bayhawks and his now an assistant coach with the Boston Celtics. Jon was a member of his father's George Mason teams from 1999-2003, earning First Team Academic All-American honors for NCAA Division I-AAA schools.

LARRAÑAGA FILE

HEAD COACH

2011-pres. Miami
1997-2011 George Mason
1986-97 Bowling Green
1977-79 American International

Assistant Coach

1979-86 Virginia
1971-76 Davidson

Player / Coach

1977 Geronemo Basketball Club (Belgium)

NCAA APPEARANCES

1999 - George Mason
2001 - George Mason
2006 - George Mason (Final Four)
2008 - George Mason
2011 - George Mason
2013 - Miami (Sweet 16)
2016 - Miami (Sweet 16)

NIT APPEARANCES

1990 - Bowling Green
1991 - Bowling Green
1997 - Bowling Green
2002 - George Mason
2004 - George Mason
2009 - George Mason
2012 - Miami
2015 - Miami (Championship game)

PLAYING CAREER

Geronemo Basketball Club (Belgium) 1976-77
Providence College, 1967-71
Archbishop Molloy, 1963-67

COACHING HONORS

AP, Naismith, Iba, Rupp Coach of the Year, 2013
NABC All-District II, 2013
USBWA District IV Coach of the Year, 2013, 2016
Clair Bee National Coach of the Year, 2006
ACC Coach of the Year, 2013, 2016
CAA Coach of the Year, 2011, 1999
MAC Coach of the Year, 1997
Seven NCAA tournament appearances
2016, 2013, 2011, 2008, 2006, 2001, 1999
Eight postseason NIT appearances
2015, 2012, 2009, 2004, 2002, 1997, 1991, 1990
Ten 20-win seasons

PERSONAL

Hometown Bronx, N.Y.
Born Oct. 2, 1949
Family Wife: Liz
Sons: Jay and Jon
Grandchildren: Tia, James, Jon Temple and Henry
Education Providence College, 1971, B.A. Economics
Archbishop Molloy High School, 1967



COACH JIM LARRAÑAGA

IN COACH JIM LARRAÑAGA'S FIRST FIVE SEASONS IN THE ACC

(Includes only seasons coaching at ACC schools during years as ACC member)

Among the 29 all-time ACC coaches with 100+ overall wins and 50+ ACC wins,

In just five years in the league, Coach L is ...

- No. 8 all-time in winning percentage in ACC Tournament games (.636)
- No. 9 all-time in winning percentage in ACC games only (.614)
- No. 25 all-time in ACC wins (54)
- No. 27 all-time in overall wins (118)
- one of 18 coaches to win multiple ACC Coach of the Year honors

Among the 29 all-time ACC coaches with 100+ overall and 50+ ACC victories,

in their first five years in the ACC,

Coach L is ...

- No. 2 in overall victories (118)
- No. 3 in ACC victories (54)
- tied for No. 4 in ACC Tournament victories (7)
- No. 5 in ACC Tournament winning percentage (.636)
- tied for No. 7 in ACC winning percentage (.614)
- No. 9 overall winning percentage (.674)

Coach L is one of five coaches who ...

- posted at least four 20-win seasons
- won at least seven ACC Tournament games

Coach L is one of seven coaches who ...

- won two-or-more ACC Coach of the Year honors

Coach L is one of eight coaches who had ...

- an overall winning season each year
- at least four ACC winning seasons

Among the seven current ACC coaches with five-plus years of experience,

in their first five seasons in the league,

Coach L is ...

- the only coach to win two ACC Coach of the Year honors
- No. 2 in overall wins (118), overall winning percentage (.674), ACC victories (54), winning percentage in ACC games only (.614)
- tied for No. 2 in ACC Championships (1)
- No. 3 in wins in the ACC Tournament (7)

Coach L is one of two coaches who had ...

- an overall winning season each year
- at least four ACC winning seasons

Coach L is one of three coaches who ...

- had at least four NCAA Tournament victories
- won an ACC Championship
- posted at least four 20-win seasons
- won at least seven ACC Tournament games

NOTABLE COLLEGE PLAYERS COACHED

Sheldon McClellan (Miami) - All-ACC Second Team, ACC Tournament Second Team

Shane Larkin (Miami) - NBA first round draft pick (18th overall), ACC Player of the Year, ACC Tournament MVP, finalist for Cousy, Naismith & Wooden awards, All-ACC First Team and All-ACC Defensive Team, Lute Olson National Player of the Year, AP and NABC All-American (Second team), Sporting News All-American (Third), ESPN, Wooden, Olson and Driesell Defensive All-American, USBWA All-District, Basketball Times All-District

Durand Scott (Miami) - ACC Defensive Player of the Year, ACC Tournament First Team, All-ACC Third Team

George Evans (George Mason) - Three-time CAA Player of the Year, CAA Rookie of the Year, three-time CAA Defensive Player of the Year, three-time CAA All-Defensive Team

Antonio Daniels (Bowling Green) - MAC Player of the Year, MAC Freshman of the Year

WINNINGEST ACTIVE COACHES AT MAJOR SCHOOLS

*Totals listed are prior to the 2016-17 season

List compiled from "wins vs. major schools" on sports-reference.com

Rank	Coach	*Wins
1.	Mike Krzyzewski, Duke	1,043
2.	Jim Boeheim, Syracuse	884
3.	Roy Williams, North Carolina	783
4.	Rick Pitino, Louisville	743
5.	Bob Huggins, West Virginia	719
6.	Cliff Ellis, Coastal Carolina	715
7.	John Calipari, Kentucky	662
8.	Rick Barnes, Tennessee	619
9.	Bill Self, Kansas	592
10.	Dana Altman, Oregon	564
11.	Jim Larrañaga, Miami	560
12.	Tubby Smith, Memphis	557
13.	Steve Fisher, San Diego State	552
14.	Fran Dunphy, Temple	524
15.	Tom Izzo, Michigan State	524

LARRAÑAGA YEAR-BY-YEAR

Year	School	Overall		Finish	Post Season
		W-L	W-L		
1977-78	American International	14-13			
1978-79	American International	13-13			
1986-87	Bowling Green	15-14	10-6	3	
1987-88	Bowling Green	12-16	7-9	t-5	
1988-89	Bowling Green	13-15	6-10	t-6	
1989-90	Bowling Green	18-11	9-7	t-3	NIT 0-1
1990-91	Bowling Green	17-13	9-7	t-4	NIT 0-1
1991-92	Bowling Green	14-15	8-8	5	
1992-93	Bowling Green	11-16	8-10	t-6	
1993-94	Bowling Green	18-10	12-6	t-2	
1994-95	Bowling Green	16-11	10-8	t-5	
1995-96	Bowling Green	14-13	9-9	t-6	
1996-97	Bowling Green	22-10	13-5	t-1	NIT 0-1
1997-98	George Mason	9-18	6-10	6	
1998-99	George Mason	19-11	13-3	1	NCAA 0-1
1999-00	George Mason	19-11	12-4	t-1	
2000-01	George Mason	18-12	11-5	3	NCAA 0-1
2001-02	George Mason	19-10	13-5	2	NIT 0-1
2002-03	George Mason	16-12	11-7	4	
2003-04	George Mason	23-10	12-6	3	NIT 2-1
2004-05	George Mason	16-13	10-8	6	
2005-06	George Mason	27-8	15-3	t-1	NCAA 4-1
2006-07	George Mason	18-15	9-9	5	
2007-08	George Mason	23-11	12-6	2	NCAA 0-1
2008-09	George Mason	22-11	13-5	2	NIT 0-1
2009-10	George Mason	17-15	12-6	4	CIT 0-1
2010-11	George Mason	27-7	16-2	1	NCAA 1-1
2011-12	Miami	20-13	9-7	t-4	NIT 1-1
2012-13	Miami	29-7	15-3	1	NCAA 2-1
2013-14	Miami	17-16	7-11	10	
2014-15	Miami	25-13	10-8	6	NIT 4-1
2015-16	Miami	27-8	13-5	t-2	NCAA 2-1
2016-17	Miami	9-2			
	Overall	597-393	320-198	16-16	
					NCAA 9-7
					NIT 7-8
					CIT 0-1

Years	Team	Record	W/L Pct.
2 years	American International	27-26	.509
11 years	Bowling Green	170-144	.541
14 years	George Mason	273-164	.625
6th year	Miami	127-59	.680
33rd year		597-393	.603

WINNINGEST COACHES AT MAJOR SCHOOLS

*Totals listed are prior to the 2016-17 season

	Name	*Total Wins
1.	Mike Krzyzewski	1,043
2.	Jim Boeheim	884
3.	Bob Knight	899
4.	Dean Smith	879
5.	Jim Calhoun	877
6.	Adolph Rupp	876
7.	Eddie Sutton	806
8.	Lefty Driesell	786
9.	Roy Williams	783
10.	Lute Olson	776
11.	Lou Henson	775
12.	Jerry Tarkanian	761
13.	E.A. Diddle	759
14.	Hank Iba	752
15.	Rick Pitino	743
16.	Ray Meyer	724
17.	Phog Allen	719
	Don Haskins	719
	Bob Huggins	719
	Cliff Ellis	715
20.	Mike Montgomery	676
21.	Denny Crum	675
22.	Ralph Miller	674
23.	Gary Williams	668
24.	John Wooden	664
25.	John Calipari	662
26.	Hugh Durham	634
27.	Norm Stewart	634
	Stew Morrill	620
29.	Rick Barnes	619
30.	Billy Tubbs	609
31.	Slats Gill	599
32.	Tom Davis	597
33.	John Thompson	596
34.	Thomas Penders	594
35.	Guy Lewis	592
36.	Bill Self	592
38.	Lon Kruger	590
39.	Bobby Cremins	586
40.	Gale Catlett	565
41.	Dana Altman	564
42.	Jim Larrañaga	560
43.	Tony Hinkle	558
	Norm Sloan	558
45.	Tubby Smith	557
46.	Steve Fisher	552
47.	Gene Keady	550
48.	Frank McGuire	549
49.	Dave Bliss	526
	Lou Carnesecca	526

Barry 62

Barry 62 box score table with columns for Player, FG, 3-PT, FT, Rebounds, PF, TP, A To Bk, Stl, Min. Includes players like Arnie Williams, Elvar Fridriksson, Daniel Mortensen, etc.

FG % 1st Half: 10-32 31.3% 2nd Half: 10-28 35.7% 3FG % 1st Half: 5-14 35.7% 2nd Half: 8-21 38.1% FT % 1st Half: 6-8 75.0% 2nd Half: 3-4 75.0%

MIAMI 73 box score table with columns for Player, FG, 3-PT, FT, Rebounds, PF, TP, A To Bk, Stl, Min. Includes players like JaQuan Newton, Anthony Lawrence, Davon Reed, etc.

FG % 1st Half: 14-25 56.0% 2nd Half: 11-23 47.8% 3FG % 1st Half: 4-7 57.1% 2nd Half: 5-15 33.3% FT % 1st Half: 8-11 72.7% 2nd Half: 10-15 66.7%

Score by periods table for Barry vs Miami with columns for 1st, 2nd, Total, Points, In, Off, 2nd, Fast, Bench.

Barry FG - Barry MB led for 00:00, UM led for 02:00. Barry MB led for 00:00, UM led for 39:12. Game was tied for 00:24.

Western Carolina vs Miami

Western Carolina 43 vs Miami 0-1 box score table with columns for Player, FG, 3-PT, FT, Rebounds, PF, TP, A To Bk, Stl, Min. Includes players like Elijah Phelpsley, Peter Peterson, Marce Gosselin, etc.

FG % 1st Half: 8-35 22.9% 2nd Half: 9-32 28.1% 3FG % 1st Half: 2-15 13.3% 2nd Half: 5-18 27.8% FT % 1st Half: 0-1 0.0% 2nd Half: 4-2 100.0%

MIAMI 92 vs 50 box score table with columns for Player, FG, 3-PT, FT, Rebounds, PF, TP, A To Bk, Stl, Min. Includes players like JaQuan Newton, Anthony Lawrence, Davon Reed, etc.

FG % 1st Half: 14-33 42.4% 2nd Half: 17-29 58.6% 3FG % 1st Half: 4-9 44.4% 2nd Half: 1-4 25.0% FT % 1st Half: 9-15 60.0% 2nd Half: 2-4 50.0%

Score by periods table for Miami 92 vs 50 with columns for 1st, 2nd, Total, Points, In, Off, 2nd, Fast, Bench.

MIAMI FG - WCU led for 00:00, UM led for 00:00. WCU led for 00:00, UM led for 38:00. Game was tied for 00:00.

Official Basketball Box Score -- Game Totals -- Final Statistics

MIAMI 74 vs 30 box score table with columns for Player, FG, 3-PT, FT, Rebounds, PF, TP, A To Bk, Stl, Min. Includes players like Donahue Jackson, Wood, Caleb, MacDonald, Matt, etc.

FG % 1st Half: 9-28 32.1% 2nd Half: 13-28 46.4% 3FG % 1st Half: 3-13 23.1% 2nd Half: 6-10 60.0% FT % 1st Half: 3-3 100.0% 2nd Half: 7-11 63.6%

MIAMI 74 vs 30 box score table with columns for Player, FG, 3-PT, FT, Rebounds, PF, TP, A To Bk, Stl, Min. Includes players like Newton, JaQuan, Lawrence, Anthony, Reed, Davon, etc.

FG % 1st Half: 12-36 33.3% 2nd Half: 16-26 61.5% 3FG % 1st Half: 5-14 35.7% 2nd Half: 5-12 41.7% FT % 1st Half: 3-3 100.0% 2nd Half: 9-10 90.0%

Score by periods table for Miami 74 vs 30 with columns for 1st, 2nd, Total, Points, In, Off, 2nd, Fast, Bench.

MIAMI FG - PENN led for 03:12, UM led for 33:49. Game was tied for 02:59.

Official Basketball Box Score -- Game Totals -- Final Statistics

STANFORD 53 vs 41 box score table with columns for Player, FG, 3-PT, FT, Rebounds, PF, TP, A To Bk, Stl, Min. Includes players like Humphrey, Michael, Travis, Reid, Sanders, Christian, etc.

FG % 1st Half: 11-27 40.7% 2nd Half: 10-24 41.7% 3FG % 1st Half: 3-9 33.3% 2nd Half: 0-5 0.0% FT % 1st Half: 2-2 100.0% 2nd Half: 6-9 66.7%

MIAMI 67 vs 40 box score table with columns for Player, FG, 3-PT, FT, Rebounds, PF, TP, A To Bk, Stl, Min. Includes players like Murphy, Ebuka Izundu, JaQuan Newton, Anthony Lawrence, etc.

FG % 1st Half: 8-26 30.8% 2nd Half: 12-24 50.0% 3FG % 1st Half: 3-9 33.3% 2nd Half: 3-10 30.0% FT % 1st Half: 6-10 60.0% 2nd Half: 10-14 71.4%

Score by periods table for Miami 67 vs 40 with columns for 1st, 2nd, Total, Points, In, Off, 2nd, Fast, Bench.

MIAMI FG - STANFORD led for 02:06, UM led for 02:00. STANFORD led for 00:30, UM led for 12:32. Game was tied for 06:56.

Official Basketball Box Score -- Game Totals -- Final Statistics

MIAMI 46 vs 40 box score table with columns for Player, FG, 3-PT, FT, Rebounds, PF, TP, A To Bk, Stl, Min. Includes players like Kamari Murphy, JaQuan Newton, Anthony Lawrence, Davon Reed, etc.

FG % 1st Half: 11-29 37.9% 2nd Half: 12-32 37.5% 3FG % 1st Half: 2-7 28.6% 2nd Half: 4-14 28.6% FT % 1st Half: 6-9 66.7% 2nd Half: 0-0 0.0%

MIAMI 74 vs 62 box score table with columns for Player, FG, 3-PT, FT, Rebounds, PF, TP, A To Bk, Stl, Min. Includes players like Hill, Kasey, Robinson, Devin, Leon, Justin, etc.

FG % 1st Half: 13-28 46.4% 2nd Half: 11-24 45.8% 3FG % 1st Half: 3-7 42.9% 2nd Half: 3-9 33.3% FT % 1st Half: 5-8 62.5% 2nd Half: 9-12 75.0%

Score by periods table for Miami 74 vs 62 with columns for 1st, 2nd, Total, Points, In, Off, 2nd, Fast, Bench.

MIAMI FG - WOFF led for 00:00, UM led for 02:18. Largest lead - UM by 8 1st-14:50, UM by 10 2nd-00:47, UM led for 37:52, UM led for 18:31. Game was tied for 03:17.

Official Basketball Box Score -- Game Totals -- Final Statistics

RUTGERS vs MIAMI 11-30-16 7 p.m. at Watson Center box score table with columns for Player, FG, 3-PT, FT, Rebounds, PF, TP, A To Bk, Stl, Min. Includes players like Laurent, Jonathan, Freeman, Deshawn, etc.

FG % 1st Half: 10-32 31.3% 2nd Half: 13-31 41.9% 3FG % 1st Half: 0-6 0.0% 2nd Half: 3-10 30.0% FT % 1st Half: 8-10 80.0% 2nd Half: 4-6 66.7%

MIAMI 74 vs 62 box score table with columns for Player, FG, 3-PT, FT, Rebounds, PF, TP, A To Bk, Stl, Min. Includes players like Dewane Huell, Kamari Murphy, JaQuan Newton, Anthony Lawrence, etc.

FG % 1st Half: 10-32 31.3% 2nd Half: 13-31 41.9% 3FG % 1st Half: 0-6 0.0% 2nd Half: 3-10 30.0% FT % 1st Half: 8-10 80.0% 2nd Half: 4-6 66.7%

Score by periods table for Miami 74 vs 62 with columns for 1st, 2nd, Total, Points, In, Off, 2nd, Fast, Bench.

MIAMI FG - RUTGERS led for 00:21, UM led for 39:11. Game was tied for 00:28.

Official Basketball Box Score -- Game Totals -- Final Statistics

MIAMI 94 vs 20 box score table with columns for Player, FG, 3-PT, FT, Rebounds, PF, TP, A To Bk, Stl, Min. Includes players like Kamari Murphy, Ebuka Izundu, JaQuan Newton, etc.

FG % 1st Half: 19-37 51.4% 2nd Half: 19-31 61.1% 3FG % 1st Half: 6-11 54.5% 2nd Half: 9-9 100.0% FT % 1st Half: 4-7 57.1% 2nd Half: 2-2 100.0%

MIAMI 56 vs 12 box score table with columns for Player, FG, 3-PT, FT, Rebounds, PF, TP, A To Bk, Stl, Min. Includes players like Davenport, Chris, Banks, Romelo, Bodaeger, Aaron, etc.

FG % 1st Half: 8-27 29.6% 2nd Half: 13-34 38.2% 3FG % 1st Half: 1-10 10.0% 2nd Half: 6-14 42.9% FT % 1st Half: 3-5 60.0% 2nd Half: 4-8 50.0%

Score by periods table for Miami 56 vs 12 with columns for 1st, 2nd, Total, Points, In, Off, 2nd, Fast, Bench.

MIAMI FG - UM led for 02:05, UM led for 00:00. Largest lead - UM by 48 2nd-00:00, UM led for 39:36, UM led for 00:00. Game was tied for 00:24.

Official Basketball Box Score -- Game Totals -- Final Statistics

IOWA STATE 73 vs 50 box score table with columns for Player, FG, 3-PT, FT, Rebounds, PF, TP, A To Bk, Stl, Min. Includes players like Holden, Merrill, Morris, Monte, Mitrou-Lonn, Naz, etc.

FG % 1st Half: 12-30 40.0% 2nd Half: 13-31 41.9% 3FG % 1st Half: 6-9 66.7% 2nd Half: 7-11 63.6% FT % 1st Half: 7-7 100.0% 2nd Half: 10-11 90.9%

MIAMI 56 vs 41 box score table with columns for Player, FG, 3-PT, FT, Rebounds, PF, TP, A To Bk, Stl, Min. Includes players like Kamari Murphy, Ebuka Izundu, JaQuan Newton, Anthony Lawrence, etc.

FG % 1st Half: 10-25 40.0% 2nd Half: 13-31 41.9% 3FG % 1st Half: 2-9 22.2% 2nd Half: 7-11 63.6% FT % 1st Half: 9-9 100.0% 2nd Half: 10-11 90.9%

Score by periods table for Miami 56 vs 41 with columns for 1st, 2nd, Total, Points, In, Off, 2nd, Fast, Bench.

MIAMI FG - ISU led for 02:00, UM led for 00:00. Largest lead - ISU by 21 2nd-01:20, UM by 5 1st-10:48, UM led for 31:15, UM led for 05:57. Game was tied for 02:48.

Official Basketball Box Score -- Game Totals -- Final Statistics

WOFFORD vs MIAMI 12-03-16 5:30 pm at AmericanAirlines Arena box score table with columns for Player, FG, 3-PT, FT, Rebounds, PF, TP, A To Bk, Stl, Min. Includes players like Ryan Sawvell, Matthew Pegram, Fletcher Magee, etc.

FG % 1st Half: 10-31 32.3% 2nd Half: 11-27 40.9% 3FG % 1st Half: 2-13 15.4% 2nd Half: 3-10 30.0% FT % 1st Half: 2-2 100.0% 2nd Half: 16-13 61.5%

MIAMI 74 vs 62 box score table with columns for Player, FG, 3-PT, FT, Rebounds, PF, TP, A To Bk, Stl, Min. Includes players like Dewane Huell, Kamari Murphy, JaQuan Newton, Anthony Lawrence, etc.

FG % 1st Half: 15-26 57.7% 2nd Half: 9-22 40.9% 3FG % 1st Half: 3-6 50.0% 2nd Half: 4-9 44.4% FT % 1st Half: 3-5 60.0% 2nd Half: 16-16 100.0%

Score by periods table for Miami 74 vs 62 with columns for 1st, 2nd, Total, Points, In, Off, 2nd, Fast, Bench.

MIAMI FG - WOFF led for 00:00, UM led for 39:24. Game was tied for 00:36.



Official Basketball Box Score -- Game Totals -- Final Statistics

South Carolina State vs Miami

12-06-16 7:02 PM at Watson Center | Coral Gables, Fla.

South Carolina State 46 • 2-6

Box score table for South Carolina State vs Miami. Columns include Player, FG-FGA, 3-Ptr, Rebounds, PF, TP, A TO Bk, Stl, Min. Totals: 46-20-11-14-46-6-10-2-5-200

FG % 1st Half: 6-27 22.2% 2nd half: 12-35 34.3% Game: 18-62 29.0%
3FG % 1st Half: 2-5 40.0% 2nd half: 2-9 22.2% Game: 4-14 28.6%
FT % 1st Half: 0-0 0.0% 2nd half: 6-8 75.0% Game: 6-8 75.0%

Miami 76 • 7-2

Box score table for Miami vs South Carolina State. Columns include Player, FG-FGA, 3-Ptr, Rebounds, PF, TP, A TO Bk, Stl, Min. Totals: 76-25-11-14-46-6-10-2-5-200

FG % 1st Half: 17-30 56.7% 2nd half: 14-28 50.0% Game: 31-58 53.4%
3FG % 1st Half: 5-13 38.5% 2nd half: 5-12 41.7% Game: 10-25 40.0%
FT % 1st Half: 3-6 50.0% 2nd half: 7-10 70.0% Game: 10-16 62.5%

Officials: Tony Greene, Sean Hall, Raymond Styrors Jr.
Technical Fouls: South Carolina State-RICHARDSON,James. Miami-None.

Attendance: 6489

Score by periods table for South Carolina State vs Miami. Columns: 1st, 2nd, Total. South Carolina State: 14, 32, 46. Miami: 42, 40, 82.

Last FG - SCSUM 2nd-00:50, UM 2nd-02:59.
Largest lead - SCSUM None, UM by 39 2nd-02:59.
SCSUM led for 00:00, UM led for 30:14. Game was tied for 00:46.

Points in Paint, Turnovers, Rebounds, Fast Break, Bench for South Carolina State and Miami.

Official Basketball Box Score -- Game Totals -- Final Statistics

Florida Atlantic vs Miami

12-16-16 7 p.m. at Watson Center | Coral Gables, Fla.

Florida Atlantic 56 • 3-6

Box score table for Florida Atlantic vs Miami. Columns include Player, FG-FGA, 3-Ptr, Rebounds, PF, TP, A TO Bk, Stl, Min. Totals: 56-19-57-3-17-15-18-9-20-29-19-56-7-9-3-4-200

FG % 1st Half: 6-25 24.0% 2nd half: 13-32 40.6% Game: 19-57 33.3%
3FG % 1st Half: 1-7 14.3% 2nd half: 2-10 20.0% Game: 3-17 17.6%
FT % 1st Half: 11-13 84.6% 2nd half: 4-5 80.0% Game: 15-18 83.3%

Miami 76 • 8-2

Box score table for Miami vs Florida Atlantic. Columns include Player, FG-FGA, 3-Ptr, Rebounds, PF, TP, A TO Bk, Stl, Min. Totals: 76-25-55-8-19-18-27-16-32-48-18-76-13-12-3-7-200

FG % 1st Half: 13-26 46.2% 2nd half: 13-29 44.8% Game: 25-55 45.5%
3FG % 1st Half: 5-11 45.5% 2nd half: 3-8 37.5% Game: 8-19 42.1%
FT % 1st Half: 10-12 83.3% 2nd half: 8-15 53.3% Game: 18-27 66.7%

Officials: James Luckie, Mike Stuart, Bert Smith
Technical fouls: Florida Atlantic-None. Miami-None.

Attendance: 6857

Score by periods table for Florida Atlantic vs Miami. Columns: 1st, 2nd, Total. Florida Atlantic: 24, 32, 56. Miami: 39, 37, 76.

Last FG - FAU 2nd-00:45, UM 2nd-00:56.
Largest lead - FAU by 2 1st-16:15, UM by 25 2nd-03:30.
FAU led for 01:39, UM led for 35:21. Game was tied for 03:00.

Points in Paint, Turnovers, Rebounds, Fast Break, Bench for Florida Atlantic and Miami.

Official Basketball Box Score -- Game Totals -- Final Statistics

George Washington vs Miami

12-22-16 7:00 at Watson Center

George Washington 64 • 8-5 (0-0)

Box score table for George Washington vs Miami. Columns include Player, FG-FGA, 3-Ptr, Rebounds, PF, TP, A TO Bk, Stl, Min. Totals: 64-23-56-7-22-11-15-13-22-35-14-64-11-12-3-5-200

FG % 1st Half: 11-24 45.8% 2nd half: 12-32 37.5% Game: 23-56 41.1%
3FG % 1st Half: 4-10 40.0% 2nd half: 3-12 25.0% Game: 7-22 31.8%
FT % 1st Half: 4-5 80.0% 2nd half: 7-10 70.0% Game: 11-15 73.3%

Miami 72 • 9-2 (0-0)

Box score table for Miami vs George Washington. Columns include Player, FG-FGA, 3-Ptr, Rebounds, PF, TP, A TO Bk, Stl, Min. Totals: 72-25-57-7-14-15-19-12-22-34-14-72-10-6-3-5-200

FG % 1st Half: 15-31 48.4% 2nd half: 10-26 38.5% Game: 25-57 43.9%
3FG % 1st Half: 6-10 60.0% 2nd half: 1-4 25.0% Game: 7-14 50.0%
FT % 1st Half: 2-2 100.0 2nd half: 13-17 76.5% Game: 15-19 78.9%

Officials: Mike Eades, Ed Corbett, Clarence Armstrong
Technical fouls: George Washington-None. Miami-None.

Attendance: 6871

Score by periods table for George Washington vs Miami. Columns: 1st, 2nd, Total. George Washington: 30, 34, 64. Miami: 38, 34, 72.

Last FG - GW 2nd-00:27, UM 2nd-01:01.
Largest lead - GW by 4 1st-19:06, UM by 22 1st-08:35.
GW led for 00:25, UM led for 37:34. Game was tied for 02:11.

Points in Paint, Turnovers, Rebounds, Fast Break, Bench for George Washington and Miami.



2016-17 MIAMI HURRICANES



0

JA'QUAN NEWTON
Jr. | G | 6-2 | 187
Philadelphia, Pa.
Neumann-Goretti HS




2

MIKE ROBINSON
So. | G | 5-10 | 170
New Britain, Conn.
New Britain HS



3

ANTHONY LAWRENCE, JR.
So. | G | 6-7 | 210
St. Petersburg, Fla.
Lakewood Senior HS



4

DEJAN "DJ" VASILJEVIC
Fr. | G | 6-3 | 198
Melbourne, Australia
Australian Institute of Sport




5

DAVON REED
Sr. | G | 6-6 | 220
Ewing, N.J.
Princeton Day School




11

BRUCE BROWN
Fr. | G | 6-5 | 190
Boston, Mass.
Vermont Academy




12

MICHAEL GILMORE
Jr. | F | 6-8 | 208
Jacksonville, Fla.
VCU | Rickards HS




14

RODNEY MILLER, JR.
Fr. | C | 7-0 | 258
Laurelton, N.Y.
Oak Hill Academy



15

EBUKA IZUNDU
So. | C | 6-10 | 231
Charlotte, N.C. | Nigeria
Victory Christian Center




20

DEWAN HUELL
Fr. | F | 6-11 | 220
Miami, Fla.
Miami Norland HS



21

KAMARI MURPHY
RSr. | F | 6-8 | 220
Brooklyn, N.Y.
Oklahoma State | IMG | Lincoln HS



35

CHRIS STOWELL
Jr. | F | 6-6 | 208
Exeter, N.H.
Tilton School | Exeter




JIM LARRAÑAGA
Head Coach



CHRIS CAPUTO
Associate Head Coach



JAMAL BRUNT
Assistant Coach



ADAM FISHER
Assistant Coach



JAMES JOHNSON
Director of Operations



11 BRUCE BROWN

Fr. | 6-5 | 190 | Guard
Boston, Mass. | Vermont Academy

As a freshman, recorded Miami's second triple double in program history with 11 points, 11 rebounds and 10 assists against SC State on Dec. 6, 2016.

ACC Rookie of the Week - Dec. 12, 2016

2016 Jordan Brand Classic All-American

- Playing both point guard and two guard at Miami.
- Feisty defender. Competitive mentality. Active rebounder from the guard position.
- Offensively can get past defenders and finish at the rim.
- Boasts a 6-8 wingspan.
- Bench: 275 lbs. Added 50 lbs on bench since arrival at UM in July 2016.
- Increased 185 bench from eight reps to 16 from July to October 2016.
- Vertical: 42-inches, on 3-step approach.
- Five-star shooting guard at Vermont Academy in Saxton's River, Vt. Played at Vermont Academy two seasons.
- Ranked No. 30 by ESPN, No. 44 per Scout and No. 49 by Rivals.
- Won 2016 New England Prep School Basketball Class AA State Tournament.
- Named 2016 NEPSAC Tournament MVP ... First Team All-NEPSAC.
- Nike Basketball Academy, the NBPA Top 100 Camp and Nike Elite 100.
- Second Team All-EYBL performer playing for Boston Amateur Basketball Club ... With BABC at the Peach Jam in 2015, averaged 15.6 points, 5.6 rebounds, 2.0 steals, 1.8 assists and 1.4 blocks per game.
- Multi-sport athlete at Wakefield High School two years ... Played wide receiver and strong safety on the football team ... Also played baseball and JV soccer.
- Born Aug. 15, 1996 in Boston. Son of Roberta Brown and Bruce Brown. Brother to 10 siblings. Cousin of Jalen Adams (UConn).
- Started playing basketball at age six, first dunk was in eighth grade.
- Recorded Miami's second triple double in program history with 11 points, 11 rebounds and 10 assists against SC State on Dec. 6, 2016, the same day his uncle passed away and the team played the game "for Bruce's uncle".
- Favorites: Athlete: Russell Westbrook. Athlete in another sport: Neymar. Pro sports team: Patriots. Meal: Fried chicken / mac & cheese. Midnight snack: Zebra cakes. Video game: FIFA. Ice Cream: Vanilla. Cereal: Frosted Cheerios. Movie: Friday. TV Show: SportsCenter.
- When I played ball as a kid, I pretended I was: Rajon Rondo. When I was little, I wanted to be a: Police officer.

Opposition	DOUBLE-DOUBLES		
	P	R	A
SC State	11	11	10
George Washington	14	12	

BROWN HIGHS

Points

Season: 15 (2x) last vs. Florida, 11/27/16

ACC:

Rebounds

Season: 12, vs. Geo. Washington, 12/22/16

ACC:

Assists

Season: 10, vs. SC State, 12/6/16

ACC:

Steals

Season: 3 (2x) last vs. Wofford, 12/3/16

ACC:

Blocked Shots

Season: 3, vs. Penn, 11/19/16

ACC:

Field Goals

Season: 6 (2x) last vs. Florida, 11/27/16

ACC:

Field Goal Attempts

Season: 13, vs. Florida, 11/27/16

ACC:

Free Throws

Season: 6 (2x), last vs. Geo. Wash., 12/22/16

ACC:

Free Throw Attempts

Season: 8, vs. FAU, 12/16/16

ACC:

3-Point Field Goals

Season: 2 (3x) last vs. Geo. Wash., 12/22/16

ACC:

3-Point Field Goal Attempts

Season: 4, vs. Florida, 11/27/16

ACC:

Minutes


Season: 38, vs. FAU, 12/16/16

ACC:

BROWN CAREER STATISTICS

Season	GP	GS	Min.	Avg.	3-Point			Free Throws			Rebounds				Scoring										
					FG	FGA	Pct.	FT	FTA	Pct.	Off.	Def.	Tot.	Avg.	PF	FO	Ast.	TO	Blk	Stl	Pts.	Avg.			
2016-17	11	7	321	29.2	40	92	.435	7	26	.269	31	41	.756	23	58	81	7.4	24	1	34	19	4	16	118	10.7

BROWN 2016-17		TOTAL				3-PTS			FREE THROWS			REBOUNDS												
Opponent	Date	GS	Min	FG	FGA	Pct	3FG	FGA	Pct	FT	FTA	Pct	Off	Def	Tot	Avg	PF	FO	A	TO	Blk	Stl	Pts	Avg
W Carolina	11-11-16		25	2	8	.250	0	2	.000	3	6	.500	1	7	8	8.0	0	0	5	1	1	0	7	7.0
at North Florida	11-16-16		25	3	7	.429	0	1	.000	1	2	.500	2	4	6	7.0	1	0	2	0	0	2	7	7.0
Penn	11-19-16	*	27	6	10	.600	1	3	.333	2	2	1.000	2	3	5	6.3	2	0	1	1	3	3	15	9.7
vs Stanford	11-24-16		22	3	8	.375	0	2	.000	4	6	.667	2	4	6	6.3	3	0	2	0	0	1	10	9.8
vs Iowa State	11-25-16		21	1	5	.200	0	2	.000	0	0	.000	2	5	7	6.4	5	1	2	4	0	1	2	8.2
vs Florida	11-27-16	*	35	6	13	.462	2	4	.500	1	2	.500	3	1	4	6.0	3	0	1	2	0	2	15	9.3
RUTGERS	11-30-16	*	28	4	6	.667	0	1	.000	3	3	1.000	2	7	9	6.4	3	0	2	5	0	0	11	9.6
vs Wofford	12-03-16	*	37	3	4	.750	2	3	.667	4	4	1.000	2	3	5	6.3	1	0	1	2	0	3	12	9.9
SC STATE	12-06-16	*	30	5	11	.455	0	3	.000	1	2	.500	3	8	11	6.8	3	0	10	2	0	2	11	10.0
FAU	12-16-16	*	38	4	11	.364	0	3	.000	6	8	.750	2	6	8	6.9	2	0	6	2	0	2	14	10.4
GEO. WASH.	12-22-16	*	33	3	9	.333	2	2	1.000	6	6	1.000	2	10	12	7.4	1	0	2	0	0	0	14	10.7



20 DEWAN HUELL

Fr. | 6-11 | 220 | Forward
Miami, Fla. | Miami Norland HS

2016 McDonald's All-American

- Name is pronounced Duh-wan Hue-ull
- Five-star, top-25 power forward from local Norland High in Miami, Fla.
- Explosive player with ability to dunk in traffic.
- Good touch around the rim, developing baby hook shot.
- Elevates above the defense to score.
- Weighed 214 lbs in July 2016, up to 227 lbs by October.
- Never lifted weights before coming to UM.
- Ranked the No. 21 player by ESPN, No. 23 by Rivals and No. 25 by Scout.
- Named top player in the state of Florida by Scout. Second in the state by ESPN and Rivals.
- Nike Elite 100, LeBron James Skills Academy, adidas Nations Atlanta, adidas Nations California, Elite 24 all-star game, UA All-America Camp and the NBPA Top 100 Camp. adidas US select U-18 team at adidas Eurocamp in Treviso, Italy.
- Played AAU ball for Team Breakdown.
- Led the Norland Vikings to three state championships.
- *Miami Herald* Class 9A-6A Male Athlete of the Year. Two-time *Miami Herald* Class 8A-6A Boy's Basketball Player of the Year.
- Averaged 16.5 points, 8.7 rebounds and 1.8 blocks per game as a senior. Posted 19.2 points and 9.1 rebounds as a junior, 10.9 ppg, 7.9 rpg as a sophomore and 4.8 ppg and 3.7 rpg as a freshman at Norland.
- Also was on the track team where he participated in the 800 meter run and the high jump.
- Chose hometown Miami over offers from Kansas, North Carolina, Florida State, Florida and Louisville.
- Nickname is Stretch.
- Born Dec. 9, 1996 in Miami. Son of Christina Fernandez. Brother to six siblings: Three brothers – Dewell, Dewanis and Dylan (deceased); Three sisters – Deanna, Charese and Brittany. Cousin to former Canes football player Duke Johnson.
- Majoring in sports management.

- Favorites: Athlete: LeBron James. Athlete in another sport: Floyd Mayweather. Song right now: Pray for 'em – Meek Mills. Pro sports team: Heat. Meal: Mom's lasagna. Midnight snack: Gushers. Ice Cream: Cookies and cream. Cereal: Fruit Loops. Movie: The Purge 3. TV Shows: Ballers, Power, Survivor's Remorse. Musical Artist: G Herbo.
- When I played ball as a kid, I pretended I was: LeBron. When I was little, I wanted to be: The President or an astronaut. Now my dream job is: Coach.

HUELL HIGHS

Points

Season: 15, at North Florida, 11/16/16

ACC:

Rebounds

Season: 10, vs. FAU, 12/16/16

ACC:

Assists

Season: 1 (2x) last vs. Florida, 11/27/16

ACC:

Steals

Season: 2, vs. Rutgers, 11/30/16

ACC:

Blocked Shots

Season: 2, vs. SC State, 12/6/16

ACC:

Field Goals

Season: 6 (2x) last vs. Rutgers, 11/30/16

ACC:

Field Goal Attempts

Season: 14, vs. Rutgers, 11/30/16

ACC:

Free Throws

Season: 3 (2x) last at North Florida, 11/16/16

ACC:

Free Throw Attempts

Season: 3 (2x) last at North Florida, 11/16/16

ACC:

3-Point Field Goals

Season: --

ACC:

3-Point Field Goal Attempts

Season: --

ACC:

Minutes

Season: 25 (2x) last vs. Rutgers, 11/30/16

ACC:

HUELL CAREER STATISTICS

Season	GP	GS	Min.	Avg. FG	FGA	Pct.	3-Point			Free Throws			Rebounds				Scoring								
							FG	FGA	Pct.	FT	FTA	Pct.	Off.	Def.	Tot.	Avg.	PF	FO	Ast.	TO	Blk	Stl	Pts.	Avg.	
2016-17	11	5	231	21.0	37	73	.507	0	0	.000	15	19	.789	25	32	57	5.2	25	0	2	11	9	5	89	8.1

HUELL 2016-17

Opponent	Date	GS	TOTAL				3-PTS			FREE THROWS			REBOUNDS				PF	FO	A	TO	Blk	Stl	Pts	Avg
			Min	FG	FGA	Pct	3FG	FGA	Pct	FT	FTA	Pct	Off	Def	Tot	Avg								
W Carolina	11-11-16		25	5	9	.556	0	0	.000	3	3	1.000	2	5	7	7.0	2	0	1	1	1	0	13	13.0
at North Florida	11-16-16		19	6	9	.667	0	0	.000	3	3	1.000	3	5	8	7.5	4	0	0	0	1	0	15	14.0
Penn	11-19-16		24	5	6	.833	0	0	.000	1	1	1.000	5	0	5	6.7	2	0	0	2	0	0	11	13.0
vs Stanford	11-24-16		19	1	1	1.000	0	0	.000	1	2	.500	1	2	3	5.8	2	0	0	0	0	1	3	10.5
vs Iowa State	11-25-16		24	2	5	.400	0	0	.000	1	2	.500	2	4	6	5.8	4	0	0	1	1	0	5	9.4
vs Florida	11-27-16		22	4	9	.444	0	0	.000	2	2	1.000	3	3	6	5.8	2	0	1	2	1	0	10	9.5
RUTGERS	11-30-16	*	25	6	14	.429	0	0	.000	2	2	1.000	5	2	7	6.0	0	0	0	0	1	2	14	10.1
vs Wofford	12-03-16	*	13	1	3	.333	0	0	.000	0	0	.000	0	1	1	5.4	3	0	0	3	0	0	2	9.1
SC STATE	12-06-16	*	18	2	2	1.000	0	0	.000	1	2	.500	0	3	3	5.1	3	0	0	2	2	1	5	8.7
FAU	12-16-16	*	24	4	10	.400	0	0	.000	1	2	.500	4	6	10	5.6	2	0	0	0	1	1	9	8.7
GEO. WASH.	12-22-16	*	18	1	5	.200	0	0	.000	0	0	.000	0	1	1	5.2	1	0	0	0	1	0	2	8.1



15 EBUKA IZUNDU

So. | 6-10 | 231 | Center

Charlotte, N.C. | Lagos, Nigeria | Victory Christian Center

- First name Ebuka is pronounced E-boo-kuh. Last name is E-zoon-du.
- Born in Lagos, Nigeria. Speaks African language of Igbo.
- Moved to the United States in 2013, at age 17.
- Grew up playing soccer, then started playing basketball in 2011.
- Long and athletic body.
- Lefty with great touch around the basket.
- Potential to develop into a great ACC post scorer.
- 7-foot, 1-inch wingspan. Weighed 201 lbs as a freshman, weighed 231 in Oct. 2016.
- Benched 185 lbs upon arrival in Sept. 2015, up to 300 lbs in Oct. 2016.
- Increased 185 bench from one rep to 13 reps in one year.
- Six reps of 315 squat in Oct. 2016.
- As a freshman (2015-16) scored in double digits once with 11 points against Mississippi State in the Puerto Rico Classic.
- Signed with Charlotte, then was released from commitment after 49ers coach was let go.
- No. 134 player and No. 19 center in 2015 class by Rivals.com ... No. 70 player, No. 20 power forward and No. 5 player in North Carolina in 2015 class by 247Sports. First-team All-Charlotte Observer.
- Averaged 21.0 points, 15.0 rebounds and 6.0 blocks for Victory Christian Center School as a senior. Averaged 18.0 points, 12.0 rebounds and 6.0 blocks in junior season.
- Played AAU for Charlotte ACES
- In high school also played soccer and ran the 100 and 200 meters in track.
- Born June 28, 1996. Son of Emma and Ifeoma Izundu. One brother: Okwy; Four sisters: Chioma Ojo, Vivian, Chingo and Ifunaya.
- Majoring in sports administration.

- Favorites: Athlete: Kevin Durant. Athlete in another sport: Cristiano Ronaldo. Pro sports team: OKC Thunder. Meal: Rice, Chicken, Sweet plantains. Midnight snack: Chicken wings. Video game: Grand Theft Auto. Class at UM: Dance. Ice Cream: Strawberry. Cereal: Lucky Charms. Movie: Fast & Furious 6. TV Show: Game of Thrones. Musical Artist: Future.
- When I played ball as a kid, I pretended I was: Hakeem Olajuwon. When I was little, I wanted to be a: Soccer player. Now my dream job is: Own my own business.

IZUNDU HIGHS

Points

Season: 14, vs. Western Carolina, 11/11/16
Career: 14, vs. Western Carolina, 11/11/16
ACC: 6, at North Carolina, 2/20/16

Rebounds

Season: 5 (2x) last vs. Wofford, 12/3/16
Career: 7, vs. Mississippi State, 11/19
ACC: 2, at North Carolina, 2/20/16

Assists

Season: 1, vs. Western Carolina, 11/11/16
Career: 1 (4x) last vs. W. Carolina, 11/11/16
ACC: 1, at North Carolina, 2/20/16

Steals

Season: 1 (3x) last vs. FAU, 12/16/16
Career: 1 (5x), vs. Wofford, 12/3/16
ACC: 1 (2x) last at North Carolina, 2/20/16

Blocked Shots

Season: 3 (2x) last vs. SC State, 12/6/16
Career: 3 (2x) last vs. SC State, 12/6/16
ACC: 1 (2x) last at North Carolina, 2/20/16

Field Goals

Season: 5, vs. Western Carolina, 11/11/16
Career: 5, vs. Western Carolina, 11/11/16
ACC: 1 (2x) last at North Carolina, 2/20/16

Field Goal Attempts

Season: 7, vs. SC State, 12/6/16
Career: 7, vs. SC State, 12/6/16
ACC: 1 (2x) last at North Carolina, 2/20/16

Free Throws

Season: 4 (2x) last vs. Geo. Wash., 12/22/16
Career: 5, vs. Mississippi State, 11/19
ACC: 4, at North Carolina, 2/20/16

Free Throw Attempts

Season: 5, vs. Geo. Washington, 12/22/16
Career: 7, vs. Mississippi State, 11/19
ACC: 6, at North Carolina, 2/20/16

3-Point Field Goal Attempts

Career: --

Minutes

Season: 20, vs. Geo. Washington, 12/22/16
Career: 20, vs. Geo. Washington, 12/22/16
ACC: 14, at North Carolina, 2/20/16

2015-16			
Opposition	P	R	A
UTRGV	0	0	0
Louisiana	0	0	0
vs. Miss. St.	11	7	0
vs. Utah	4	3	1
vs. Butler			DNP
Northeastern			DNP
at Nebraska			DNP
Charlotte	0	0	1
Florida	0	1	0
Charleston	1	0	0
at La Salle	6	4	0
Princeton			DNP
Syracuse			DNP
Florida State			DNP
at Virginia			DNP
at Clemson	0	0	0
at Boston College			DNP
Wake Forest			DNP
DUKE			DNP
at NC State			DNP
Notre Dame			DNP
at Georgia Tech			DNP
Pittsburgh	2	0	0
at Florida State	0	0	0
Virginia Tech	0	0	0
at North Carolina	6	2	1
Virginia			DNP
Louisville			DNP
at Notre Dame			DNP
at Virginia Tech	2	0	0
vs. Virginia Tech			DNP
vs. Virginia			DNP
vs. Buffalo			DNP
vs. Wichita State			DNP
vs. Villanova	0	2	0

IZUNDU CAREER STATISTICS

Season	GP	GS	Min.	Avg.	FG	FGA	Pct.	3-Point			Free Throws			Rebounds				Scoring							
								FG	FGA	Pct.	FT	FTA	Pct.	Off.	Def.	Tot.	Avg.	PF	FO	Ast.	TO	Blk	Stl	Pts.	Avg.
2015-16	15	0	79	5.3	10	16	.625	0	0	.000	12	19	.632	13	6	19	1.3	17	0	3	5	3	2	32	2.1
2016-17	10	4	109	10.9	20	29	.690	0	0	.000	14	17	.824	17	14	31	3.1	21	0	1	14	11	3	54	5.4
TOTAL	25	4	188	7.5	30	45	.667	0	0	.000	26	36	.722	30	20	50	2.0	38	0	4	19	14	5	86	3.4

IZUNDU 2016-17

Opponent	Date	GS	TOTAL				3-PTS			FREE THROWS			REBOUNDS				PF	FO	A	TO	Blk	Stl	Pts	Avg
			Min	FG	FGA	Pct	3FG	FGA	Pct	FT	FTA	Pct	Off	Def	Tot	Avg								
W Carolina	11-11-16	*	13	5	5	1.000	0	0	.000	4	4	1.000	2	3	5	5.0	3	0	1	3	1	1	14	14.0
at North Florida	11-16-16	*	4	2	2	1.000	0	0	.000	0	0	.000	3	1	4	4.5	1	0	0	0	0	0	4	9.0
Penn	11-19-16		DNP - lower left extremity injury																					
vs Stanford	11-24-16	*	11	0	2	.000	0	0	.000	0	0	.000	2	1	3	4.0	2	0	0	1	1	0	0	6.0
vs Iowa State	11-25-16	*	9	0	0	.000	0	0	.000	0	0	.000	1	2	3	3.8	1	0	0	1	1	0	0	4.5
vs Florida	11-27-16		2	0	0	.000	0	0	.000	0	0	.000	0	0	0	3.0	2	0	0	0	0	0	0	3.6
RUTGERS	11-30-16		12	2	2	1.000	0	0	.000	0	0	.000	0	2	2	2.8	4	0	0	2	3	0	4	3.7
vs Wofford	12-03-16		15	3	5	.600	0	0	.000	3	4	.750	3	2	5	3.1	3	0	0	3	1	1	9	4.4
SC STATE	12-06-16		17	4	7	.571	0	0	.000	1	2	.500	2	1	3	3.1	0	0	0	1	3	0	9	5.0
FAU	12-16-16		6	0	0	.000	0	0	.000	2	2	1.000	1	1	2	3.0	4	0	0	3	0	1	2	4.7
GEO. WASH.	12-22-16		20	4	6	.667	0	0	.000	4	5	.800	3	1	4	3.1	1	0	0	0	1	0	12	5.4



3 ANTHONY LAWRENCE

So. | 6-7 | 210 | Guard
St. Petersburg, Fla. | Lakewood Senior HS

- Nickname is Amp.
- Can play multiple positions. Was point guard in high school and plays small forward at Miami.
- Athletic and can attack the basket with authority.
- Son of a high school coach.
- Increased 185 bench to 18 reps as a sophomore, from 12 as a freshman.
- Benched personal best 320 lbs in Oct. 2016. Has added 15 lbs on bench since March 2016.
- Led Lakewood Senior High School team to the Class 5A state championship game as a junior. Scored 18 points in the championship game and totaled 25 rebounds in two state tournament games.
- Averaged 20 points and 13 rebounds as a junior at Lakewood. In sophomore campaign, averaged 21 points, eight rebounds and four steals.
- Listed as a three-star recruit by ESPN.
- Played AAU ball for Each 1 Teach 1 Elite.
- Also was on the track team in high school, participating in the high jump.
- Born Sept. 6, 1996 in St. Petersburg, Fla. Son of Anthony Sr. and Zelia One sister, Taylor.
- Father, Anthony Lawrence Sr., was a two-year letterman at Miami from 1991-93 and after college, played overseas in Portugal, Mexico and the Dominican Republic. Uncle, Patrick, also played at Miami from 1991-94.
- Majoring in sports administration.
- Played in first basketball game at age four.

- Favorites: Athlete: LeBron. Athlete in another sport: Lionel Messi. Pro sports team: Warriors. Meal: Crabs. Midnight snack: Gushers. Class at UM: Dance. Book: More than a Game – LeBron James. Ice Cream: Vanilla. Cereal: Captain Crunch with Crunch Berries. Movie: Friday. TV Show: Martin. Musical Artist: Young Thug.
- When I played ball as a kid, I pretended I was: LeBron. My first job was: Swept floors at a barber shop. When I was little, I wanted to be a: Rapper or NBA player. Now my dream job is: Rapper.

2015-16			
Opposition	P	R	A
UTRGV	1	2	0
Louisiana	12	6	4
vs. Miss. St.	10	4	2
vs. Utah	0	0	2
vs. Butler	7	1	1
Northeastern	0	1	0
at Nebraska	13	7	0
Charlotte	9	1	1
Florida	DNP		
Charleston	11	2	1
at La Salle	2	2	3
Princeton	0	1	0
Syracuse	1	2	0
Florida State	0	0	0
at Virginia	0	1	0
at Clemson	3	1	0
at Boston College	0	0	1
Wake Forest	0	0	0
DUKE	DNP		
at NC State	0	0	0
Notre Dame	18	2	0
at Georgia Tech	5	3	3
Pittsburgh	2	1	0
at Florida State	3	1	1
Virginia Tech	5	2	0
at North Carolina	11	4	2
Virginia	1	3	2
Louisville	3	2	1
at Notre Dame	0	1	2
at Virginia Tech	2	4	0
vs. Virginia Tech	4	2	1
vs. Virginia	5	4	0
vs. Buffalo	0	0	0
vs. Wichita State	0	2	0
vs. Villanova	8	1	0

LAWRENCE, JR. HIGHS

Points

Season: 18, vs. Stanford, 11/24/16
Career: 18 (2x) last vs. Stanford, 11/24/16
ACC: 18, vs. Notre Dame, 2/3/16

Rebounds

Season: 7, vs. SC State, 12/6/16
Career: 7 (2x) last vs. SC State, 12/6/16
ACC: 4 (2x) last at Virginia Tech, 3/5/16

Assists

Season: 3, vs. Western Carolina, 11/11/16
Career: 4, vs. Louisiana, 11/16/15
ACC: 3, at Georgia Tech, 2/7/16

Steals

Season: 4 (2x) last vs. Stanford, 11/24/16
Career: 4 (2x) last vs. Stanford, 11/24/16
ACC: 1 (6x) last at Notre Dame, 3/2/16

Blocked Shots

Season: 3, vs. Western Carolina, 11/11/16
Career: 3, vs. Western Carolina, 11/11/16
ACC: 2 (2x) last vs. Virginia Tech, 2/17/16

Field Goals

Season: 6, vs. Stanford, 11/24/16
Career: 6, vs. Stanford, 11/24/16
ACC: 5, vs. Notre Dame, 2/3/16

Field Goal Attempts

Season: 9, vs. Stanford, 11/24/16
Career: 9, vs. Stanford, 11/24/16
ACC: 6, vs. Notre Dame, 2/3/16

Free Throws

Season: 4, vs. Iowa State, 11/25/16
Career: 5, vs. Louisiana, 11/16/15
ACC: 4, vs. Notre Dame, 2/3/16

Free Throw Attempts

Season: 5, vs. Iowa State, 11/25/16
Career: 6 (2x) last vs. Mississippi State, 11/19/15
ACC: 5, vs. Notre Dame, 2/3/16

3-Point Field Goals

Season: 3 (2x) last vs. FAU, 12/16/16
Career: 4, vs. Notre Dame, 2/3/16
ACC: 4, vs. Notre Dame, 2/3/16

3-Point Field Goal Attempts

Season: 6, vs. Stanford, 11/24/16
Career: 6, vs. Stanford, 11/24/16
ACC: 4, vs. Notre Dame, 2/3/16

Minutes

Season: 33, vs. Penn, 11/19/16
Career: 31, at North Florida, 11/16/16
ACC: 23, at North Carolina, 2/20/16

LAWRENCE CAREER STATISTICS

Season	GP	GS	Min.	Avg.	3-Point			Free Throws			Rebounds				Scoring										
					FG	FGA	Pct.	FT	FTA	Pct.	Off.	Def.	Tot.	Avg.	PF	FO	Ast.	TO	Blk	Stl	Pts.	Avg.			
2015-16	33	0	397	12.0	47	92	.511	18	42	.429	24	40	.600	29	34	63	1.9	39	0	27	13	11	17	136	4.1
2016-17	11	6	264	24.0	24	55	.436	11	28	.393	16	21	.762	6	40	46	4.2	27	1	14	18	7	18	75	6.8
TOTAL	44	6	661	15.0	71	147	.483	29	70	.414	40	61	.656	35	74	109	2.5	66	1	41	31	18	35	211	4.8

LAWRENCE 2016-17

Opponent	Date	GS	Min	TOTAL			3-PTS			FREE THROWS			REBOUNDS				PF	FO	A	TO	Blk	Stl	Pts	Avg
				FG	FGA	Pct	3FG	FGA	Pct	FT	FTA	Pct	Off	Def	Tot	Avg								
W Carolina	11-11-16	*	23	3	5	.600	1	1	1.000	1	1	1.000	1	5	6	6.0	2	0	3	1	3	3	8	8.0
at North Florida	11-16-16	*	31	4	8	.500	1	3	.333	1	2	.500	1	4	5	5.5	1	0	2	4	1	1	10	9.0
Penn	11-19-16	*	33	0	3	.000	0	1	.000	0	0	.000	0	3	3	4.7	3	0	2	3	1	4	0	6.0
vs Stanford	11-24-16	*	24	6	9	.667	3	6	.500	3	3	1.000	0	3	3	4.3	3	0	1	2	0	4	18	9.0
vs Iowa State	11-25-16	*	24	1	6	.167	0	2	.000	4	5	.800	0	2	2	3.8	4	0	0	2	0	1	6	8.4
vs Florida	11-27-16	*	20	1	4	.250	0	3	.000	0	0	.000	0	3	3	3.7	5	1	2	1	0	1	2	7.3
RUTGERS	11-30-16		25	2	6	.333	1	4	.250	3	4	.750	0	4	4	3.7	0	0	0	1	0	2	8	7.4
vs Wofford	12-03-16		17	1	2	.500	1	2	.500	0	0	.000	0	5	5	3.9	1	0	1	2	0	0	3	6.9
SC STATE	12-06-16		23	1	4	.250	1	3	.333	2	2	1.000	1	6	7	4.2	2	0	1	0	1	0	5	6.7
FAU	12-16-16		23	4	5	.800	3	3	1.000	2	4	.500	3	3	6	4.4	3	0	0	1	0	1	13	7.3
GEO. WASH.	12-22-16		21	1	3	.333	0	0	.000	0	0	.000	0	2	2	4.2	3	0	2	1	1	1	2	6.8



14 RODNEY MILLER

Fr. | 7-0 | 258 | Center
Laurelton, N.Y. | Oak Hill Academy (Va.)

- Soft touch around the rim.
 - Never lifted weights in high school. Increased 185 bench from one rep to four reps in three months.
 - Consensus four-star recruit, ranked No. 90 overall by Scout.com and No. 96 by 247.com. As a center, was ranked No. 15 by ESPN and No. 17 by Scout.com.
 - Has a 7-foot-1-inch wingspan.
 - Played AAU ball for the NY Lightning.
 - In 2014 participated in the Nike Elite 100.
 - On Oak Hill's Honor Court, a leadership committee where student members are chosen by the administration for their citizenship and sound ethical and moral judgment.
 - Also played baseball and water polo in school.
 - Played freshman season at St. Benedict's (N.J.).
 - Born Dec. 29, 1996. Son of Maria and Rodney Miller, Sr. Brother to Sasha.
 - Majoring in business and finance.
 - Started playing basketball at age 11 and first dunk was at age 12, in the Rucker League.
- Favorites: Athlete: Bill Russell. Athlete in another sport: Cristiano Ronaldo. Pro sports team: NY Knicks. Meal: Mom's meatloaf / mashed potatoes. Midnight snack: Honey Bun. Class at UM: Public Speaking. Ice Cream: Rocky Road. Cereal: Cinnamon Toast Crunch. Movie: Space Jam. TV Show: The Flash.
- No one can believe I watch: Naruto (anime). My dream job is: Businessman in NBA.

MILLER HIGHS

Points

Season: 5, vs. Western Carolina, 11/11/16
ACC:

Rebounds

Season: 3, at North Florida, 11/16/16
ACC:

Assists

Season: --
ACC:

Steals

Season: --
ACC:

Blocked Shots

Season: --
ACC:

Field Goals

Season: 2, at North Florida, 11/16/16
ACC:

Field Goal Attempts

Season: 4, vs. Western Carolina, 11/11/16
ACC:

Free Throws

Season: 3, vs. Western Carolina, 11/11/16
ACC:

Free Throw Attempts

Season: 6, vs. Western Carolina, 11/11/16
ACC:

3-Point Field Goals

Season: --
ACC:

3-Point Field Goal Attempts

Season: --
ACC:

Minutes


Season: 11, at North Florida, 11/16/16
ACC:

MILLER CAREER STATISTICS

Season	GP	GS	Min.	Avg.	3-Point			Free Throws			Rebounds				Scoring										
					FG	FGA	Pct.	FT	FTA	Pct.	Off.	Def.	Tot.	Avg.	PF	FO	Ast.	TO	Blk	Stl	Pts.	Avg.			
2016-17	7	0	38	5.4	4	7	.571	0	0	.000	3	7	.429	3	4	7	1.0	5	0	0	1	0	0	11	1.6

MILLER 2016-17

Opponent	Date	GS	Min	TOTAL			3-PTS			FREE THROWS			REBOUNDS				PF	FO	A	TO	Blk	Stl	Pts	Avg
				FG	FGA	Pct	3FG	FGA	Pct	FT	FTA	Pct	Off	Def	Tot	Avg								
W Carolina	11-11-16	10	1	4	.250	0	0	.000	3	6	.500	2	0	2	2.0	1	0	0	0	0	0	5	5.0	
at North Florida	11-16-16	11	2	2	1.000	0	0	.000	0	0	.000	1	2	3	2.5	2	0	0	0	0	0	4	4.5	
Penn	11-19-16	4	1	1	1.000	0	0	.000	0	0	.000	0	0	0	1.7	1	0	0	0	0	0	2	3.7	
vs Stanford	11-24-16	DNP																						
vs Iowa State	11-25-16	DNP																						
vs Florida	11-27-16	1	0	0	.000	0	0	.000	0	0	.000	0	0	0	1.3	0	0	0	0	0	0	0	2.8	
RUTGERS	11-30-16	2	0	0	.000	0	0	.000	0	1	.000	0	0	0	1.0	1	0	0	0	0	0	0	2.2	
vs Wofford	12-03-16	DNP																						
SC STATE	12-06-16	7	0	0	.000	0	0	.000	0	0	.000	0	2	2	1.2	0	0	0	1	0	0	0	1.8	
FAU	12-16-16	3	0	0	.000	0	0	.000	0	0	.000	0	0	0	1.0	0	0	0	0	0	0	0	1.6	
GEO. WASH.	12-22-16	DNP																						



21 KAMARI MURPHY

RSr. | 6-8 | 220 | Forward

Brooklyn, N.Y. | Oklahoma State | IMG | Lincoln HS

Miami Hoophall Invitational MVP, 2016

- First name pronounced Kuh-mar-EE.
- Explosive athlete with pogo-stick type hops.
- Versatile defender who can guard positions 1-5.
- Excellent rebounder at both ends of the court.
- Great straight-line driver.
- Focused on increasing skill level to become a consistent perimeter shooter and to gain a proficient inside-outside game.
- 43-inch three-step vertical jump.
- Three-rep squat max is 385 lbs.
- 20 reps in 185 lb bench press. Max bench is 305.
- Transferred from Oklahoma State in fall of 2014. Sat out 2014-15 season at Miami due to NCAA transfer rules.
- Led Cowboys in total rebounds and total blocks as a sophomore.
- Graduated from Lincoln High School in Brooklyn, N.Y., same school that produced Stephon Marbury, Sebastian Telfair and Lance Stephenson. Averaged 17 points and more than 10 rebounds per game as senior. Helped lead Railsplitters to PSAL Class-AA title game as senior and Brooklyn regular-season crown and borough title. Also played football for two seasons in high school. Ranked as No. 6 player in state of New York in 2011 according to HoopScoop.com.
- Spent post-graduate year at IMG Academy in Bradenton, Fla., and was starting forward. Averaged 20.0 points, 10.0 rebounds and 3.0 assists for team that finished 28-2 against prep schools and was ranked among the top-five nationally. Ranked No. 10 on HoopScoop.com's list of top fifth-year players in 2012.
- Born on Dec. 14, 1993. Son of Michael Murphy and Kemel and Kaheem Draper. Second oldest of six boys: Jacori, Kusamae, Maalik, Mikwan and Kieron.
- Graduated in May 2016 with B.A. in sociology and minor in communications, now pursuing second degree.
- Started playing basketball at age four.
- Favorites: Athlete: LeBron James. Athlete in another sport: Tom Brady. Pro sports team: Cavs. Meal: Soul food. Midnight snack: Peanut butter & jelly. Video game: 2K FIFA. Ice Cream: Strawberry. Cereal: Frosted Flakes. Movie: Gone in 60 Seconds. TV Show: Power. Musical Artist: Young Thug / Drake. Life is not a sprint, it is a marathon.
- No one can believe I watch: Animal Planet. When I played ball as a kid, I pretended I was: Kevin Garnett. Why UM: Coach L. Started playing basketball: Age 10.

2012-13 (OSU)				2013-14 (OSU)				2015-16 (UM)			
Opposition	P	R	A	Opposition	P	R	A	Opposition	P	R	A
UC Davis	7	6	0	Utah Valley	2	6	1	UTRGV			
vs Akron	1	6	0	Arkansas-PB	7	6	0	Louisiana			
vs Tennessee	4	7	1	Memphis	5	7	1	vs. Miss. St.			
vs NC State	4	10	1	at USF	0	5	2	vs. Utah	2	1	1
Portland State	9	5	0	vs Purdue	6	6	0	vs. Butler	5	4	0
at Virginia Tech	13	5	1	vs Butler	10	8	2	Northeastern	2	6	0
USF	8	7	2	vs Memphis	6	6	0	at Nebraska	10	5	0
Missouri State	4	9	2	South Carolina	8	7	0	Charlotte	11	7	1
Central Arkansas	9	7	1	vs Louisiana Tech	10	3	1	Florida	8	6	1
UT Arlington	2	1	0	Delaware State	5	7	1	Charleston	4	6	0
Tennessee Tech	12	5	2	vs Colorado	4	5	0	at La Salle	6	10	1
Gonzaga	0	1	0	Robert Morris	10	8	3	Princeton	10	5	1
at Kansas State	6	1	0	at Kansas State	2	3	1	Syracuse	8	8	1
TCU	4	6	3	Texas	4	5	1	Florida State	5	6	1
at Oklahoma	0	3	0	at West Virginia	7	5	0	at Virginia	0	3	0
Texas Tech	5	5	2	TCU	8	8	0	at Clemson	7	6	1
at Baylor	0	0	0	at Kansas	12	1	1	at Boston College	6	6	0
West Virginia	0	0	0	West Virginia	0	2	0	Wake Forest	4	7	2
Iowa State	0	1	0	at Oklahoma	4	9	2	DUKE	4	5	0
at Kansas	4	5	1	Baylor	9	5	0	at NC State	4	4	0
Baylor	8	4	1	Iowa State	7	6	0	Notre Dame	11	2	0
at Texas	5	6	1	at Texas Tech	4	6	1	at Georgia Tech	10	3	0
at Texas Tech	4	4	0	at Texas	10	10	0	Pittsburgh	4	8	0
Oklahoma	2	4	0	Oklahoma	7	13	1	at Florida State	4	9	0
Kansas	0	0	0	at Baylor	3	9	2	Virginia Tech	6	10	0
at West Virginia	2	2	1	Texas Tech	10	6	2	at North Carolina	2	5	1
at TCU	2	1	0	at TCU	6	11	1	Virginia	4	11	1
Texas	1	4	0	Kansas	8	4	0	Louisville	0	3	0
at Iowa State	2	2	1	Kansas State	4	6	0	at Notre Dame	2	7	1
Kansas State	0	1	0	at Iowa State	6	9	0	vs. Virginia Tech	9	6	0
vs Baylor	2	0	1	vs Texas Tech	2	1	0	vs. Virginia Tech	4	5	1
vs Kansas State	2	6	0	vs Kansas	6	6	0	vs. Virginia Tech	7	4	0
Oregon	4	6	0	vs. Gonzaga	8	8	0	vs. Buffalo	11	13	1
								vs. Wichita State	4	7	0
								vs. Villanova	6	3	1

MURPHY HIGHS

Points

Season: 14, vs. Wofford, 12/3/16
 Career: 14, vs. Wofford, 12/3/16
 ACC: 11, vs. Notre Dame, 2/3/16

Rebounds

Season: 12, vs. Iowa State, 11/25/16
 Career: 13 vs. Oklahoma, 2/15/14
 ACC: 11, vs. Virginia, 2/22/16

Assists

Season: 2, vs. Penn, 11/19/16
 Career: 3 (2x) last vs. Robert Morris, 12/30/13
 ACC: 2, vs. Wake Forest, 1/23/16

Steals

Season: 1 (3x) last vs. Rutgers, 11/30/16
 Career: 3, vs. Texas, 1/8/14
 ACC: 1 (3x) last at Virginia Tech, 3/5/16

Blocked Shots

Season: 2, vs. Stanford, 11/24/16
 Career: 4 (3x) last vs. Texas, 1/8/14
 ACC: 2 (3x) last at Virginia Tech, 3/5/16

Field Goals

Season: 5 (2x) last vs. Wofford, 12/3/16
 Career: 6, at Virginia Tech, 12/1/12
 ACC: 4 (3x) last at Virginia Tech, 3/5/16

Field Goal Attempts

Season: 10, vs. Wofford, 12/3/16
 Career: 11, vs. Gonzaga, 3/21/14
 ACC: 9, vs. Wake Forest, 1/23/16

Free Throws

Season: 4, vs. Wofford, 12/3/16
 Career: 5, vs. Notre Dame, 2/3/16
 ACC: 5, vs. Notre Dame, 2/3/16

Free Throw Attempts

Season: 5, vs. FAU, 12/16/16
 Career: 6 vs. Texas Tech, 1/19/13
 ACC: 5, vs. Notre Dame, 2/3/16

3-Point Field Goals

Season: --
 Career: 1 (2x) last vs. Central Ark., 12/16/12
 ACC: 1 (2x) last vs. Central Ark., 12/16/12

3-Point Field Goal Attempts

Season: 1, vs. Penn, 11/19/16
 Career: 1 (12x) last, vs. Penn, 11/19/16
 ACC: 1 (4x) last at North Carolina, 2/20/16

Minutes

Season: 36, vs. Florida, 11/27/16
 Career: 41, at Iowa State, 3/8/14
 ACC: 33, vs. Virginia, 2/22/16

MURPHY CAREER STATISTICS

OK State	GP	GS	Min.	Avg.	3-Point			Free Throws			Rebounds				Scoring										
					FG	FGA	Pct.	FT	FTA	Pct.	Off.	Def.	Tot.	Avg.	PF	FO	Ast.	TO	Blk	Stl	Pts.	Avg.			
2012-13	33	15	596	18.1	53	115	.461	2	4	.500	18	35	.514	52	78	130	3.9	73	2	21	35	20	8	126	3.8
2013-14	33	21	855	25.9	82	153	.536	0	0	.000	36	63	.571	63	144	207	6.3	113	10	23	38	41	17	200	6.1
Totals	66	36	1451	22.0	135	268	.504	2	4	.500	54	98	.551	115	222	337	5.1	186	12	44	73	61	25	326	4.9
Miami																									
2015-16	32	28	797	24.9	78	153	.510	0	7	.000	24	43	.558	47	144	191	6.0	68	2	16	26	30	13	180	5.6
2016-17	11	11	303	27.5	31	64	.484	0	1	.000	15	25	.600	30	58	88	8.0	26	1	7	22	8	3	77	7.0
TOTAL	43	39	1100	25.6	109	217	.502	0	8	.000	39	68	.574	77	202	279	6.5	94	3	23	48	38	16	257	6.0

MURPHY 2016-17

Opponent	Date	GS	Min	TOTAL			3-PTS			FREE THROWS			REBOUNDS				PF	FO	A	TO	Blk	Stl	Pts	Avg
				FG	FGA	Pct	3FG	FGA	Pct	FT	FTA	Pct	Off	Def	Tot	Avg								
W Carolina	11-11-16	*	24	5	9	.556	0	0	.000	3	4	.750	3	5	8	8.0	1	0	0	2	1	1	13	13.0
at North Florida	11-16-16	*	27	3	6	.500	0	0	.000	2	2	1.000	3	6	9	8.5	2	0	1	3	0	0	8	10.5
Penn	11-19-16	*	26	3	7	.429	0	1	.000	0	0	.000	4	4	8	8.3	4	0	2	1	0	1	6	9.0
vs Stanford	11-24-16	*	32	3	5	.600	0	0	.000	0	1	.000	2	5	7	8.0	3	0	1	3	2	0	6	8.3
vs Iowa State	11-25-16	*	32	1	5	.200	0	0	.000	2	2	1.000	2	10	12	8.8	3	0	0	4	0	0	4	7.4
vs Florida	11-27-16	*	36	1	5	.200	0	0	.000	0	0	.000	2	8	10	9.0	1	0	1	2	1	0	2	6.5
RUTGERS	11-30-16	*	30	1	2	.500	0	0	.000	2	3	.667	2	2	4	8.3	5	1	0	3	3	1	4	6.1
vs Wofford	12-03-16	*	28	5	10	.500	0	0	.000	4	4	1.000	3	7	10	8.5	2	0	0	1	1	0	14	7.1
SC STATE	12-06-16	*	20	4	4	1.000	0	0	.000	0	2	.000	3	3	6	8.2	0	0	0	1	0	0	8	7.2
FAU	12-16-16	*	23	3	6	.500	0	0	.000	1	5	.200	3	7	10	8.4	3	0	1	1	0	0	7	7.2
GEO. WASH.	12-22-16	*	25	2	5	.400	0	0	.000	1	2	.500	3	1	4	8.0	2	0	1	1	0	0	5	7.0



JA'QUAN NEWTON

Jr. | 6-2 | 187 | Guard
Philadelphia, Pa. | Neumann-Goretti HS

- First name pronounced Juh-Quan.
- Two-guard turned starting point guard.
- Touted as one of the best sixth men in the country in 2015-16.
- Competitor with a real feel for the game. Fearless and relentless.
- Knack for getting in the lane off the dribble, then makes good decisions in the lane: floater, pass, attack.
- Improved defensively and can play multiple positions, on and off of the ball.
- 185 bench improved from one rep to nine in two seasons.
- Tremendous ability to finish eight feet and in. Working to become a better 3-point shooter.
- As a sophomore was touted by Dick Vitale as the country's best sixth man.
- Increased scoring from 4.0 ppg as a rookie to 10.5 ppg as a sophomore, the fifth-best improvement (+6.5) among ACC players. Max bench is 265 lbs.
- Ranked No. 58 in ESPN's Top 100. Ranked No. 1 in the state and 12th-best PG in the country by ESPN.
- Scored 1,972 career points in high school. Averaged 21.7 ppg as a senior, 18.0 as a junior.
- Leading scorer in both the history of the Catholic School League in Philadelphia and in Neumann-Goretti history.
- Owns three PIAA state titles. Scored 33 points and go-ahead bucket in overtime to win PIAA Class AAA Championship in 2014.
- Catholic League MVP.
- NBPA Top 100 Camp and LeBron James Skills Academy.
- Played AAU ball for Team Final, the same squad as Miami teammate Davon Reed.
- Born Ja'Quan Naasir Newton on Aug. 23, 1995 in Philadelphia. Son of the late Lisa Brown, and Joe Newton. Brother to Cary Rudd and Miing Newton.
- Mother passed away March 2014 after three-year battle with breast cancer, one day prior to state championship game in which Newton scored 33 points.
- Father was the 1998 NABC Division II national player of the year out of the University of Central Oklahoma.
- Started playing basketball at age six and first dunk was in eighth grade in an AAU game.
- Played on Cherashore Playground basketball court at 10th and Olney in Philadelphia.
- Played in the Chosen League.
- Also boxed in high school.
- Majoring in sociology at Miami.

• Favorites: Food: Fried chicken. Movie: Friday. Pro athlete: LeBron James. Subject in school: Math. Ice cream flavor: Cookies and Cream. Cartoon: Tom and Jerry. Player when I was a kid: Allen Iverson. Athlete in another sport: Cristiano Ronaldo. Pro sports team: Cavs. Midnight snack: Honey Bun. Book: Cat in the Hat. Cereal: Cinnamon Toast Crunch. TV Show: Martin. Hate to admit it, but I love: Roller skating. When I was little, I wanted to be: NBA player. Now my dream job is: Sports commentator. Why UM: Style of play and city of Miami. Ideal job after hoops: Coach.

NEWTON HIGHS

Points

Season: 21, vs. Iowa State, 11/25/16
 Career: 21, vs. Iowa State, 11/25/16
 ACC: 18, vs. Wake Forest, 1/23/16

Rebounds

Season: 6 (2x) last vs. FAU, 12/16/16
 Career: 7, vs. Charleston, 12/19/15
 ACC: 5 (2x) last vs. Duke, 1/25/16

Assists

Season: 9, vs. Wofford, 12/3/16
 Career: 9, vs. Wofford, 12/3/16
 ACC: 5 (2x) last vs. Duke, 1/25/16

Steals

Season: 3 (3x) last vs. Iowa State, 11/25/16
 Career: 4 (2x) last at NC State, 1/30/16
 ACC: 4, at NC State, 1/30/16

Blocked Shots

Season: 1, vs. Rutgers, 11/30/16
 Career: 1 (9x) last vs. Virginia Tech, 3/10/16
 ACC: 1 (3x) last vs. Virginia, 2/22/16

Field Goals

Season: 9, vs. Iowa State, 11/25/16
 Career: 9, vs. Iowa State, 11/25/16
 ACC: 6 (4x) last vs. Notre Dame, 2/3/16

Field Goal Attempts

Season: 16, vs. Penn, 11/19/16
 Career: 16, vs. Penn, 11/19/16
 ACC: 13, at NC State, 1/30/16

Free Throws

Season: 7, vs. Western Carolina, 11/11/16
 Career: 9 (2x) last vs. Virginia, 3/11/16
 ACC: 7, vs. Wake Forest, 1/23/16

Free Throw Attempts

Season: 10 (2x) last vs. Stanford, 11/24/16
 Career: 11, vs. Virginia, 3/11/16
 ACC: 10, vs. Syracuse, 1/2/16

3-Point Field Goals

Season: 1 (3x) last vs. SC State, 12/6/16
 Career: 2 (2x) last vs. Syracuse, 1/2/16
 ACC: 2, vs. Syracuse, 1/2/16

3-Point Field Goal Attempts

Season: 3, vs. Penn, 11/19/16
 Career: 3, vs. Penn, 11/19/16
 ACC: 2 (5x) last at NC State, 1/30/16

Minutes

Season: 38 (2x) last vs. Florida, 11/27/16
 Career: 38, vs. Iowa State, 11/25/16
 ACC: 33, at Pittsburgh, 3/4/15

2014-15				
Opposition	P	R	A	
Howard	8	0	0	
at Florida	5	1	3	
vs Drexel	7	1	3	
vs Akron	4	0	1	
vs Charlotte	3	3	3	
at Charlotte	0	0	0	
South Alabama	5	1	0	
Illinois	0	2	1	
Green Bay	0	0	0	
Savannah State	2	0	0	
Eastern Kentucky	2	2	3	
vs Providence	3	0	1	
Charleston	6	0	0	
Virginia	0	1	1	
at Duke	4	2	3	
at Notre Dame	16	2	5	
NC State	0	0	1	
at Syracuse	3	0	0	
Georgia Tech	3	0	0	
at Florida State	2	0	1	
Louisville	3	1	1	
Clemson	1	1	1	
at Wake Forest	5	0	2	
at Boston College	0	0	0	
Virginia Tech	0	0	1	
North Carolina	10	1	4	
at Pittsburgh	4	4	1	
at Virginia Tech	8	4	3	
vs Virginia Tech	0	3	0	
vs Notre Dame	0	0	0	
Alabama	1	1	2	
at Richmond	11	5	2	
vs Temple	9	4	2	
vs Stanford	10	5	2	

2015-16				
Opposition	P	R	A	
UTRGV	11	2	1	
Louisiana	11	0	5	
vs. Miss. St.	15	2	5	
vs. Utah	5	1	1	
vs. Butler	17	1	3	
Northeastern	13	2	1	
at Nebraska	10	2	2	
Charlotte	14	4	6	
Florida	3	1	3	
Charleston	20	7	2	
at La Salle	10	2	3	
Princeton	13	4	4	
Syracuse	14	4	2	
Florida State	13	1	4	
at Virginia	6	5	1	
at Clemson	8	4	1	
at Boston College	12	4	2	
Wake Forest	18	1	1	
DUKE	15	5	5	
at NC State	10	2	2	
Notre Dame	12	1	2	
at Georgia Tech	14	4	2	
Pittsburgh	3	1	1	
at Florida State	7	4	2	
Virginia Tech	DNP			
at North Carolina	3	1	1	
Virginia	6	1	2	
Louisville	DNP			
at Notre Dame	DNP			
at Virginia Tech	DNP			
vs. Virginia Tech	10	2	4	
vs. Virginia	19	1	3	
vs. Buffalo	10	2	2	
vs. Wichita State	2	0	1	
vs. Villanova	0	0	2	

NEWTON CAREER STATISTICS

Season	GP	GS	Min.	Avg.	FG	FGA	Pct.	3-Point			Free Throws			Rebounds				Scoring							
								FG	FGA	Pct.	FT	FTA	Pct.	Off.	Def.	Tot.	Avg.	PF	FO	Ast.	TO	Blk	Stl	Pts.	Avg.
2014-15	34	3	459	13.5	45	111	.405	4	10	.400	41	64	.641	8	35	43	1.3	34	0	47	39	4	8	135	4.0
2015-16	31	1	703	22.7	105	228	.461	9	26	.346	105	143	.734	16	55	71	2.3	48	0	76	66	5	27	324	10.5
2016-17	11	11	352	32.0	62	125	.496	3	13	.231	35	47	.745	6	29	35	3.2	15	0	46	29	1	15	162	14.7
TOTAL	76	15	1514	19.9	212	464	.457	16	49	.327	181	254	.713	30	119	149	2.0	97	0	169	134	10	50	621	8.2

NEWTON 2016-17

Opponent	Date	GS	Min	TOTAL			3-PTS			FREE THROWS			REBOUNDS				PF	FO	A	TO	Blk	Stl	Pts	Avg
				FG	FGA	Pct	3FG	FGA	Pct	FT	FTA	Pct	Off	Def	Tot	Avg								
W Carolina	11-11-16	*	25	3	8	.375	0	0	.000	7	10	.700	0	4	4	4.0	2	0	2	2	0	1	13	13.0
at North Florida	11-16-16	*	27	7	10	.700	0	1	.000	2	2	1.000	0	3	3	3.5	3	0	7	0	0	3	16	14.5
Penn	11-19-16	*	34	6	16	.375	1	3	.333	5	6	.833	0	4	4	3.7	0	0	3	5	0	3	18	15.7
vs Stanford	11-24-16	*	37	7	14	.500	0	0	.000	6	10	.600	0	2	2	3.3	2	0	2	1	0	1	20	16.8
vs Iowa State	11-25-16	*	38	9	13	.692	0	0	.000	3	4	.750	0	2	2	3.0	0	0	3	3	0	3	21	17.6
vs Florida	11-27-16	*	38	6	15	.400	0	1	.000	3	3	1.000	2	1	3	3.0	0	0	1	4	0	1	15	17.2
RUTGERS	11-30-16	*	34	5	13	.385	0	2	.000	1	1	1.000	2	4	6	3.4	0	0	3	6	1	1	11	16.3
vs Wofford	12-03-16	*	37	5	8	.625	1	2	.500	4	5	.800	1	1	2	3.3	1	0	9	4	0	0	15	16.1
SC STATE	12-06-16	*	24	4	7	.571	1	2	.500	2	2	1.000	0	1	1	3.0	1	0	5	1	0	0	11	15.6
FAU	12-16-16	*	23	3	9	.333	0	1	.000	2	2	1.000	0	6	6	3.3	2	0	6	1	0	1	8	14.8
GEO. WASH.	12-22-16	*	35	7	12	.583	0	1	.000	0	2	.000	1	1	2	3.2	4	0	5	2	0	1	14	14.7



5 DAVON REED

Sr. | 6-6 | 220 | Guard
Ewing, N.J. | Princeton Day School (N.J.)

NABC Honors Court, 2016
All-ACC Academic Basketball Team, 2015, 2016
All-ACC Honor Roll - 2013-14, '14-15, '15-16
NIT All-Tournament Team, 2015
Dean's List (3.5+ GPA) 2x
Athletic Director's Honor Roll (3.2+ GPA) 5x
Book Buster Honor Roll (3.0+ GPA) 5x

- Name is pronounced Day-von.
- Focused. Structured. Determined. Competitive. Student of the game. Will do whatever it takes to win.
- A 3 guard who played out of position at the point his freshman season for Miami.
- Can guard multiple positions, has long arms and a fierce tenacity.
- Mostly a catch-and-shoot guy. Working on game off the bounce.
- Improved both his ability to attack the basket and his layup-making skills.
- Good student. Professional approach to life and everything he does. Mature for his age.
- Improved bench 175 to 250 pounds in four months as a freshman, now max is 300 lbs. Increased 185 bench from 13 to 19 reps. Has added 15 lbs of muscle.
- Four-star swingman listed as a Top 100 player (No. 97) by Rivals.com and No. 78 in Class of 2013 by ESPN.
- Third-best talent in New Jersey and 18th best nationally at shooting guard, according to ESPN.com.
- Kevin Durant Skills Academy. McDonald's All-American candidate.
- 2,000 point scorer. Averaged 24 points and 10 rebounds as a senior, 27 ppg and 9 rpg as a junior. Prep B Player of the Year in New Jersey.
- Youth Role Model Award from Join-Effort Princeton for both dedication to his community and excellence in his personal life.
- Also played football his freshman year of high school.
- Played AAU ball for Team Final, the same squad as Miami teammate Ja'Quan Newton.
- Will intern for the University of Miami athletics marketing department in the spring to complete his degree.
- Born Davon Malcolm Reed on June 11, 1995. Son of David Reed and Rose Reed. Brother to Miles.
- Majoring in sports administration with a minor in marketing and communications. Student-Athlete Advisory Committee representative at UM. Miami Rescue Mission Homeless Shelter volunteer. Elementary school pen pal.
- First played organized basketball at age five, and first dunk was before his freshman year of high school, in a summer league game.

• Favorites: Athlete: LeBron. Athlete in another sport: Antonio Brown. Pro sports team: Steelers. Meal: Italian food. Quote: Dreams don't work unless you do. Subject in school: Science. Midnight snack: Chocolate chip cookies. Book: The Great Gatsby. Ice Cream: Chocolate chip cookie dough. Cereal: Captain Crunch with Crunchberries. Movie: Brown Sugar, Best Man, Love & Basketball. TV Show: Game of Thrones. Musical Artist: J Cole. Cuban Food: Vaca frita de pollo. My first pet was: Siamese fighting fish.

• When I played ball as a kid, I pretended I was: Allen Iverson. My first job was: Summer camp counselor. When I was little, I wanted to be an: NBA player. Now my dream job is: Marketing or real estate. Best advice received: Do what makes you happy. Why UM: ACC basketball, Coach L and sunny south Florida. Started playing basketball: Age 5.

REED HIGHS

Points

Season: 21, vs. FAU, 12/16/16
Career: 21 (2x) last vs. FAU, 12/16/16
ACC: 21, vs. Virginia, 2/22/16

Rebounds

Season: 7, vs. Penn, 11/19/16
Career: 12 (2x) last vs. Buffalo, 3/17/16
ACC: 8, vs. Florida State, 2/25/15

Assists

Season: 6, vs. SC State, 12/6/16
Career: 7, vs. Loyola, 12/30/13
ACC: 5, vs. Virginia Tech, 2/18/15

Steals

Season: 3 (3x) last vs. vs. Geo. Wash., 12/22/16
Career: 5, at Wake Forest, 2/11/15
ACC: 5, at Wake Forest, 2/11/15

Blocked Shots

Season: 2, vs. FAU, 12/16/16
Career: 3, vs. Temple, 3/31/15
ACC: 2 (2x) last vs. Virginia Tech, 2/17/16

Field Goals

Season: 6 (4x) last vs. FAU, 12/16/16
Career: 8, at Virginia Tech, 3/5/16
ACC: 8, at Virginia Tech, 3/5/16

Field Goal Attempts

Season: 14, vs. Florida, 11/27/16
Career: 14 (2x) last vs. Florida, 11/27/16
ACC: 14, at Florida State, 2/14/16

Free Throws

Season: 8, vs. Iowa State, 11/25/16
Career: 9, vs. Alabama, 3/21/15
ACC: 6, vs. Florida State, 2/25/15

Free Throw Attempts

Season: 9, vs. Iowa State, 11/25/16
Career: 14, vs. Alabama, 3/21/15
ACC: 6 (3x) last vs. Virginia Tech, 2/17/16

3-Point Field Goals

Season: 5, vs. FAU, 12/16/16
Career: 5 (4x) last vs. FAU, 12/16/16
ACC: 5 (2x) last vs. Virginia, 2/22/16

3-Point Field Goal Attempts

Season: 9, vs. FAU, 12/16/16
Career: 9, vs. FAU, 12/16/16
ACC: 8, at Wake Forest, 2/11/15

Minutes

Season: 37, vs. Florida, 11/27/16
Career: 45, at Boston College, 2/16/15
ACC: 45, at Boston College, 2/16/15


2013-14			
Opposition	P	R	A
St. Francis (NY)	3	1	0
Ga. Southern	7	1	2
Texas Southern	11	3	3
at C of Charleston	3	2	3
UCF	17	5	1
vs Geo. Wash.	6	2	2
at CS Fullerton	9	3	2
vs Arizona State	19	1	2
at Nebraska	5	2	2
Virginia Tech	10	5	0
at Savannah State	8	1	1
La Salle	8	0	4
Loyola	8	2	7
at Syracuse	5	0	1
at North Carolina	0	2	0
Florida State	0	1	0
at Georgia Tech	3	0	0
Duke	2	2	0
Syracuse	16	2	0
at Maryland	6	1	1
Norfolk State	4	4	1
Pittsburgh	4	3	1
NC State	3	1	1
at Florida State	7	2	2
at Virginia Tech	5	2	0
Notre Dame	12	3	0
Boston College	0	0	0
at Virginia	2	1	0
at NC State	5	0	0
at Clemson	3	1	0
Wake Forest	3	1	1
vs Virginia Tech	14	1	0
vs NC State	9	0	1

2014-15			
Opposition	P	R	A
Green Bay	0	0	0
Savannah State	0	1	1
Eastern Kentucky	7	4	0
vs Providence	0	2	2
Charleston	5	5	4
Virginia	4	1	0
Boston College	0	2	0
at Duke	4	3	2
at Notre Dame	9	4	4
NC State	10	1	2
at Syracuse	11	2	1
Georgia Tech	6	4	0
at Florida State	11	6	2
Louisville	19	5	1
Clemson	3	2	0
at Wake Forest	17	4	0
at Boston College	19	6	3
Virginia Tech	9	3	5
at Louisville	0	2	1
Florida State	18	8	1
North Carolina	2	3	2
at Pittsburgh	19	3	3
at Virginia Tech	4	5	2
vs Virginia Tech	10	4	1
vs Notre Dame	6	6	1
NC Central	7	3	6
Alabama	15	8	3
at Richmond	10	12	2
vs Temple	6	7	4
vs Stanford	16	5	4

2015-16			
Opposition	P	R	A
UTRGV	14	3	0
Louisiana	19	4	1
vs. Miss. St.	8	3	1
vs. Utah	6	4	1
vs. Butler	7	5	3
Northeastern	19	7	4
at Nebraska	8	4	0
Charlotte	12	5	2
Florida	5	4	0
Charleston	9	0	1
at La Salle	7	6	2
Princeton	13	9	0
Syracuse	4	5	1
Florida State	12	4	2
Virginia	11	5	0
at Clemson	17	2	2
at Boston College	7	4	1
Wake Forest	4	5	1
DUKE	14	4	1
at NC State	12	4	1
Notre Dame	8	2	1
at Georgia Tech	15	4	2
Pittsburgh	12	4	3
at Florida State	14	4	2
Virginia Tech	12	5	2
at North Carolina	4	2	1
Virginia	21	3	0
Louisville	17	4	1
at Notre Dame	10	6	2
at Virginia Tech	19	2	1
vs. Virginia Tech	3	1	1
vs. Buffalo	10	12	0
vs. Wichita State	10	4	1
vs. Villanova	8	2	1

REED CAREER STATISTICS																									
Season	GP	GS	Min.	Avg.	FG	FGA	Pct.	3-Point			Free Throws			Rebounds				Scoring							
								FG	FGA	Pct.	FT	FTA	Pct.	Off.	Def.	Tot.	Avg.	PF	FO	Ast.	TO	Blk	Stl	Pts.	Avg.
2013-14	33	10	683	20.7	71	207	.343	40	112	.357	35	53	.660	12	43	55	1.7	55	0	38	44	4	16	217	6.6
2014-15	30	21	824	27.5	77	164	.470	37	81	.457	56	77	.727	25	96	121	4.0	68	1	57	32	13	27	247	8.2
2015-16	35	35	1007	28.8	129	275	.469	46	120	.383	84	103	.816	21	122	143	4.1	72	0	42	44	15	27	388	11.1
2016-17	11	11	358	32.5	48	111	.432	24	60	.400	32	39	.821	7	39	46	4.2	11	0	20	23	5	16	152	13.8
TOTAL	109	77	2872	26.3	325	757	.429	147	373	.394	207	272	.761	65	300	365	3.3	206	1	157	143	37	86	1004	9.2

REED 2016-17		TOTAL				3-PTS			FREE THROWS			REBOUNDS												
Opponent	Date	GS	Min	FG	FGA	Pct	3FG	FGA	Pct	FT	FTA	Pct	Off	Def	Tot	Avg	PF	FO	A	TO	Blk	Stl	Pts	Avg
W Carolina	11-11-16	*	24	3	6	.500	2	3	.667	0	2	.000	1	4	5	5.0	0	0	1	0	1	1	8	8.0
at North Florida	11-16-16	*	29	6	11	.545	3	6	.500	2	3	.667	0	3	3	4.0	2	0	2	3	0	2	17	12.5
Penn	11-19-16	*	34	3	12	.250	1	7	.143	4	4	1.000	0	7	7	5.0	1	0	1	2	1	0	11	12.0
vs Stanford	11-24-16	*	33	2	9	.222	1	3	.333	2	2	1.000	0	3	3	4.5	2	0	0	3	0	1	7	10.8
vs Iowa State	11-25-16	*	36	2	9	.222	1	7	.143	8	9	.889	1	2	3	4.2	0	0	1	3	0	1	13	11.2
vs Florida	11-27-16	*	37	5	14	.357	2	5	.400	0	2	.000	2	3	5	4.3	2	0	2	2	0	0	12	11.3
RUTGERS	11-30-16	*	33	6	10	.600	2	4	.500	4	5	.800	0	6	6	4.6	3	0	3	2	0	1	18	12.3
vs Wofford	12-03-16	*	33	4	10	.400	1	4	.250	4	4	1.000	1	4	5	4.6	0	0	4	1	0	3	13	12.4
SC STATE	12-06-16	*	30	6	8	.750	3	5	.600	0	0	.000	1	5	6	4.8	0	0	6	3	1	3	15	12.7
FAU	12-16-16	*	34	6	10	.600	5	9	.556	4	4	1.000	0	0	0	4.3	0	0	0	2	2	1	21	13.5
GEO. WASH.	12-22-16	*	35	5	12	.417	3	7	.429	4	4	1.000	1	2	3	4.2	1	0	0	2	0	3	17	13.8



4 DJ VASILJEVIC

Fr. | 6-3 | 198 | Guard
Melbourne, Australia | Australian Institute of Sport

- Full name is Dejan Vasiljevic, but goes by DJ. Pronounced Day-on Vass-EEL-uh-vitch.
 - Sharpshooter from long range.
 - Good at getting to the basket and manipulating shot to go around taller players.
 - Gained 50 lbs on his bench press since June 2016, now up to 275 lbs.
 - Improving quickness due to dropping body fat percentage from 13 percent to 10 percent since his arrival in June 2016.
 - In U-20 National Championships in Ipswich, averaged 16.3 ppg, 3.9 rpg and 1.9 apg. Notched 20-plus points in three games, with a high of 25 in his first outing.
 - At 2015 FIBA U-19 World Championships in Greece, averaged 13.3 ppg, 3.1 rpg and 1.0 apg.
 - At 2014 FIBA U-18 Oceania Championships, averaged of 12.6 ppg, 4.6 rpg and 4.2 apg.
 - All-tournament team at the 2014 FIBA U-17s. Averaged 17.4 ppg, 6.6 rpg and 1.3 apg. Led team to silver medal.
 - Captain of the U-17 Australian team.
 - Leading scorer at the 2013 FIBA Oceania U-16 Championships, putting up 19.3 ppg, 3.7 rpg and 1.0 apg.
 - Won national title with Victorian U-18 team.
 - 2015 Basketball Without Borders Camp. adidas Nations Tournament in Los Angeles.
 - Also played soccer and rugby.
 - Born April 26, 1997 in Calgary, Alberta, Canada, but moved to Melbourne, Australia, at age six.
 - Of Serbian descent. Speaks English and Serbian languages.
 - Son of Todor and Danijela Vasiljevic. Both parents played semi-pro handball. Brother to Ivana.
 - Started playing basketball at age 12, with influence from his sister.
 - Shaping his game into the mold of Croatian scoring legend, Drazen Petrovic.
- Favorites: Athlete: Kobe. Athlete in another sport: Cristiano Ronaldo. Pro sports team: Lakers. Meal: Chicken schnitzel. Midnight snack: Nutella. Video game: Call of Duty. Ice Cream: Chocolate. Cereal: Nutri grain. Movie: Rush Hour. TV Show: Fresh Prince of Bel Air. Musical Artist: Drake. Former UM athlete: Shane Larkin. Non-basketball sport to watch: Tennis (Novak Djokovic).
- When I played ball as a kid, I pretended I was: Kobe. When I was little, I wanted to be a: Police Officer. Now my dream job is: Accountant.

VASILJEVIC HIGHS

Points

Season: 17, vs. SC State, 12/6/16

ACC:

Rebounds

Season: 3, vs. Geo. Washington, 12/22/16

ACC:

Assists

Season: 2 (2x) last vs. SC State, 12/6/16

ACC:

Steals

Season: 1 (3x) last vs. Iowa State, 11/25/16

ACC:

Blocked Shots

Season: 1, vs. Stanford, 11/24/16

ACC:

Field Goals

Season: 5, vs. SC State, 12/6/16

ACC:

Field Goal Attempts

Season: 13, vs. SC State, 12/6/16

ACC:

Free Throws

Season: 3, vs. Rutgers, 11/30/16

ACC:

Free Throw Attempts

Season: 3, vs. Rutgers, 11/30/16

ACC:

3-Point Field Goals

Season: 5, vs. SC State, 12/6/16

ACC:

3-Point Field Goal Attempts

Season: 11, vs. SC State, 12/6/16

ACC:

Minutes

Season: 26, vs. FAU, 12/16/16

ACC:

VASILJEVIC CAREER STATISTICS

Season	GP	GS	Min.	Avg.	3-Point			Free Throws			Rebounds				Scoring										
					FG	FGA	Pct.	FT	FTA	Pct.	Off.	Def.	Tot.	Avg.	PF	FO	Ast.	TO	Blk	Stl	Pts.	Avg.			
2016-17	11	0	204	18.5	25	64	.391	20	49	.408	7	7	1.000	3	11	14	1.3	18	0	7	5	1	3	77	7.0

VASILJEVIC 2016-17		TOTAL					3-PTS			FREE THROWS			REBOUNDS											
Opponent	Date	GS	Min	FG	FGA	Pct	3FG	FGA	Pct	FT	FTA	Pct	Off	Def	Tot	Avg	PF	FO	A	TO	Blk	Stl	Pts	Avg
W Carolina	11-11-16		23	4	8	.500	3	7	.429	0	0	.000	1	1	2	2.0	4	0	2	0	0	1	11	11.0
at North Florida	11-16-16		21	4	10	.400	3	6	.500	2	2	1.000	0	1	1	1.5	3	0	0	0	1	13	12.0	
Penn	11-19-16		18	4	7	.571	3	5	.600	0	0	.000	0	0	0	1.0	1	0	1	2	0	0	11	11.7
vs Stanford	11-24-16		22	1	2	.500	1	2	.500	0	0	.000	0	1	1	1.0	1	0	1	1	1	0	3	9.5
vs Iowa State	11-25-16		16	2	7	.286	1	5	.200	0	0	.000	0	0	0	0.8	1	0	0	1	0	1	5	8.6
vs Florida	11-27-16		9	0	1	.000	0	1	.000	0	0	.000	0	0	0	0.7	1	0	0	0	0	0	0	7.2
RUTGERS	11-30-16		11	0	1	.000	0	1	.000	3	3	1.000	0	1	1	0.7	1	0	1	0	0	0	3	6.6
vs Wofford	12-03-16		20	2	6	.333	2	4	.500	0	0	.000	0	2	2	0.9	1	0	0	0	0	0	6	6.5
SC STATE	12-06-16		25	5	13	.385	5	11	.455	2	2	1.000	1	1	2	1.0	2	0	2	0	0	0	17	7.7
FAU	12-16-16		26	1	4	.250	0	3	.000	0	0	.000	1	1	2	1.1	2	0	0	1	0	0	2	7.1
GEO. WASH.	12-22-16		13	2	5	.400	2	4	.500	0	0	.000	0	3	3	1.3	1	0	0	0	0	0	6	7.0



2 MIKE ROBINSON

So. | 5-10 | 170 | Guard
New Britain, Conn. | New Britain HS

Book Buster Honor Roll (3.0+ GPA): Fall 2015, Spring 2016

- Team manager turned walk on.
- Nicknames are Mike Rob and Springs.
- As a freshman (2015-16) scored six points, all from long range, in one minute against Utah in the Puerto Rico Tip Off.
- Good athlete who played basketball, football and was on track team, participating in the high jump, long jump, triple jump and 4x100 relay team, in high school.
- Two-year varsity basketball captain. One-year football and track captain.
- William F. Burns Memorial Award and Scholarship. Harry L. Stromquist Memorial Scholarship.
- 2014 Connecticut Association of Schools Scholar-Athlete. Academic all-conference in basketball four seasons.
- Born Michael Andre Robinson May 2, 1996 in New Britain, Conn. Son of Eugene and Veronica Robinson. Brother to Eugene.
- Majoring in finance.

- Favorites: Athlete: Kobe Bryant. Pro Team: Lakers. Athlete in another sport: Cam Newton. Meal: Fried Chicken, Macaroni & Cheese, Corn Bread, Candied yams. Midnight snack: Cinnamon Toast Crunch. Ice Cream: Strawberry. Movie: Love & Basketball. TV Show: Power.
- My first job was: At Target. My dream job is: Financial advisor or manager.

2016-17			
Opposition	P	R	A
W. Carolina	0	0	0
at North Florida	0	0	0
SC State	1	1	0
2015-16			
Opposition	P	R	A
UT RGV	3	1	0
Mississippi State	0	0	0
Utah	6	0	0
Charlotte	0	0	0
Co. of Charleston	0	0	0
La Salle	3	0	0
North Carolina	0	0	0
Virginia Tech	0	0	0
vs. Villanova	0	0	0



35 CHRIS STOWELL

Jr. | 6-6 | 208 | Forward
Exeter, N.H. | Tilton School | Exeter HS

All-ACC Academic Honor Roll - 2014-15

President's List (4.0 GPA): Spring 2016, Fall 2015, Spring 2015

Provost Honor Roll (3.75+ GPA): Spring 2016, Fall 2015, Spring 2015, Fall 2014

Dean's List (3.5+ GPA): Spring 2016, Fall 2015, Spring 2015, Fall 2014


Athletic Director's Honor Roll (3.2+ GPA): Spring 2016, Fall 2015, Spring 2015, Fall 2014

Book Buster Honor Roll (3.0+ GPA): Spring 2016, Fall 2015, Spring 2015, Fall 2014

- Last name is pronounced stole.
- Good athleticism and is improving his strength.
- Looking to expand his offensive game to shoot 3-pointers.
- Walk on from New Hampshire who played postgraduate year at Tilton School. Earned postseason coaches award.
- At Exeter High School helped Blue Hawks to state playoffs in both the 2011-12 and 2012-13 seasons. Reached quarterfinals senior year.
- In 2012-13 assisted team to championship game of the 50th Annual Queen City Invitational by scoring 10 points and going 6-for-6 from line in semifinal game.
- Twice earned scholar-athlete award. Honor roll.
- Foote Fellow at UM - a program that is offered to a select number of incoming freshmen who have a record of curricular and co-curricular distinction in high school and exhibit an interest in and capacity for independent and self-motivated learning.
- Born Christopher Michael Stowell on Dec. 29, 1994 in Exeter, N.H.
- Son of Bill and Maria. Brother to Bill, Jr., who played basketball at Plymouth State University.
- Student-Athlete Advisory Committee representative at UM.
- Majoring in entrepreneurship and business technology with minors in international business and sports administration.
- Speaks English, Spanish, some Italian, a little Russian, and is learning Chinese and Hebrew.
- Started playing basketball at age five.

- Favorites: Athlete: Matt Bonner. Athlete in another sport: Alex Rodriguez. Song right now: Hype by Drake. Pro sports team: New York Yankees. Meal: Sloppy Joes. Midnight snack: Ice Cream. Video game: Star Wars Battlefront. Class at UM: Accounting. Book: Harry Potter. Ice Cream: Peanut Butter. Cereal: Cinnamon Toast Crunch. Movie: The Town. TV Show: Game of Thrones. Musical Artist: Drake. Cuban Food: Pastelitos.
- When I played ball as a kid, I pretended I was: Kobe Bryant. My first job was: Golf course cart boy. When I was little, I wanted to be a: Golfer. Now my dream job is: Entrepreneur.

2016-17			
Opposition	P	R	A
W. Carolina	0	0	0
at North Florida	0	0	0
SC State	0	2	0
2015-16			
Opposition	P	R	A
UTRGV	0	0	0
Mississippi State	0	0	0
Utah	0	0	0
Charlotte	0	1	0
Co. of Charleston	0	1	0
La Salle	0	1	0
at North Carolina	0	0	0
at Virginia Tech	0	0	0
vs. Villanova	0	0	0
2014-15			
Opposition	P	R	A
Howard	0	0	1
Charleston	0	0	0
Virginia Tech	0	0	0
at Virginia Tech	0	0	0



12 MICHAEL GILMORE

Jr. | 6-8 | 208 | Forward
Jacksonville, Fla. | VCU | Rickards HS

- As a Junior at Miami (2016-17) will sit out the season due to NCAA transfer rules.
 - Averaged 2.7 points and 2.2 rebounds in 55 total games at VCU. Hit 47.9 percent (58-121) of his shots from the field and knocked down 35.3 percent (18-51) from three.
 - As a Sophomore at VCU (2015-16) put up career-best numbers in his last game for the Rams, with 12 points and eight rebounds in 20 minutes against Oklahoma in the 2016 NCAA Tournament. In that game, was 4-of-4 from the field, hitting 2-of-2 attempts from long range. Was also perfect at the line, making both attempts.
 - Four-star recruit. Ranked as the 76th-best player in the country and fifth-best in the state of Florida by ESPN.com.
 - Played AAU ball for Each 1 Teach 1. Averaged more than six points and nearly five rebounds per game for E1T1. Won the 2014 Peach Jam title.
 - Born Jan. 11, 1995 in Jacksonville, Fla. Son of Sabirah Ahmad and the late Earl Gilmore. Nephew of Naismith Basketball Hall of Famer Artis Gilmore. Two sisters Eliane and Amerah.
 - Majoring in criminology.
 - Started playing basketball at age seven and first dunk was in eighth grade.
- Favorites: Athlete: LeBron James. Athlete in another sport: Derek Jeter. Song right now: Still Here – Drake. Pro sports team: Cavs. Meal: Wings. Midnight snack: Gummy worms. Video game: Call of Duty. Book: The Lightning Thief by Rick Riordan. Ice Cream: Chocolate Chip Cookie Dough. Cereal: Cinnamon Toast Crunch. Movie: More than a Game. TV Show: Family Guy. Musical Artist: Drake.
 - When I played ball as a kid, I pretended I was: Michael Jordan. My dream job is: Music producer.

GILMORE HIGHS

Points

Career: 12 (2x), last vs. Oklahoma, 3/20/16

Rebounds

Career: 8 (2x), last vs. Oklahoma, 3/20/16

Assists

Career: 3, vs. Buffalo, 12/22/15

Steals

Career: 2 (3x), last vs. Fordham, 1/13/16

Blocked Shots

Career: 2 (4x), last at La Salle, 2/3/16

Field Goals

Career: 4 (4x), last vs. Oklahoma, 3/20/16

Field Goal Attempts

Career: 7, vs. Belmont, 12/16/14

Free Throws

Career: 2 (4x), last vs. Oklahoma, 3/20/16

Free Throw Attempts

Career: 4 (3x) last vs. Cincinnati, 12/19/15

3-Point Field Goals

Career: 2 (7x), last vs. Oklahoma, 3/20/16

3-Point Field Goal Attempts

Career: 3 (8x) last vs. Fordham, 1/13/16

Minutes

Career: 27, vs. American, 11/25/15

GILMORE CAREER STATISTICS

at VCU	GP	GS	Min.	Avg.	FG			3-Point			Free Throws			Rebounds				Scoring							
					FGA	Pct.	FG	FGA	Pct.	FT	FTA	Pct.	Off.	Def.	Tot.	Avg.	Pf	FO	Ast.	TO	Blk	Stl	Pts.	Avg.	
2014-15	25	0	157	6.3	21	43	.488	5	17	.294	4	16	.250	11	28	39	1.6	31	1	4	4	6	5	51	2.0
2015-16	30	18	346	11.5	37	78	.474	13	34	.382	9	17	.529	20	64	84	2.8	52	1	12	21	7	12	96	3.2
Total	55	18	503	9.1	58	121	.479	18	51	.353	13	33	.394	31	92	123	2.2	83	2	16	25	13	17	147	2.7

THE STAT CREW SYSTEM
Miami Combined Team Statistics (as of Dec 22, 2016)
All games

RECORD:	OVERALL	HOME	AWAY	NEUTRAL
ALL GAMES	9-2	6-0	1-0	2-2
CONFERENCE	0-0	0-0	0-0	0-0
NON-CONFERENCE	9-2	6-0	1-0	2-2

##	Player	gp-gs	min	avg	Total		3-Point		F-Throw		Rebounds				pf	dq	a	to	blk	stl	pts	avg		
					fg-fga	fg%	3fg-fga	3fg%	ft-fta	ft%	off	def	tot	avg										
00	Ja'Quan Newton	11-11	352	32.0	62-125	.496	3-13	.231	35-47	.745	6	29	35	3.2	15	0	46	29	1	15	162	14.7		
05	Davon Reed	11-11	358	32.5	48-111	.432	24-60	.400	32-39	.821	7	39	46	4.2	11	0	20	23	5	16	152	13.8		
11	Bruce Brown	11-7	321	29.2	40-92	.435	7-26	.269	31-41	.756	23	58	81	7.4	24	1	34	19	4	16	118	10.7		
20	Dewan Huell	11-5	231	21.0	37-73	.507	0-0	.000	15-19	.789	25	32	57	5.2	25	0	2	11	9	5	89	8.1		
04	DJ Vasiljevic	11-0	204	18.5	25-64	.391	20-49	.408	7-7	1.000	3	11	14	1.3	18	0	7	5	1	3	77	7.0		
21	Kamari Murphy	11-11	303	27.5	31-64	.484	0-1	.000	15-25	.600	30	58	88	8.0	26	1	7	22	8	3	77	7.0		
03	Anthony Lawrence	11-6	264	24.0	24-55	.436	11-28	.393	16-21	.762	6	40	46	4.2	27	1	14	18	7	18	75	6.8		
15	Ebuka Izundu	10-4	109	10.9	20-29	.690	0-0	.000	14-17	.824	17	14	31	3.1	21	0	1	14	11	3	54	5.4		
14	Rodney Miller	7-0	38	5.4	4-7	.571	0-0	.000	3-7	.429	3	4	7	1.0	5	0	0	1	0	0	11	1.6		
02	Mike Robinson	3-0	11	3.7	0-4	.000	0-3	.000	1-2	.500	1	0	1	0.3	1	0	0	1	0	1	1	0.3		
35	Chris Stowell	3-0	9	3.0	0-1	.000	0-1	.000	0-0	.000	0	2	2	0.7	0	0	0	0	0	0	0	0.0		
Team											18	22	40											
Total.....		11	2200		291-625	.466	65-181	.359	169-225	.751	139	309	448	40.7	173	3	131	144	46	80	816	74.2		
Opponents.....		11	2200		234-644	.363	59-212	.278	109-150	.727	127	231	358	32.5	203	2	105	143	39	72	636	57.8		

TEAM STATISTICS	UM	OPP	Date	Opponent	Score	Att.
SCORING	816	636	11-11-16	WESTERN CAROLINA	w 92-43	7142
Points per game	74.2	57.8	11-16-16	at North Florida	w 94-56	3148
Scoring margin	+16.4	-	11-19-16	PENN	w 74-62	6753
FIELD GOALS-ATT	291-625	234-644	^ 11-24-16	vs Stanford	w 67-53	2436
Field goal pct	.466	.363	^ 11-25-16	vs Iowa State	L 56-73	1876
3 POINT FG-ATT	65-181	59-212	^ 11-27-16	vs Florida	L 56-65	1216
3-point FG pct	.359	.278	@ 11-30-16	RUTGERS	w 73-61	7064
3-pt FG made per game	5.9	5.4	% 12-03-16	vs Wofford	w 74-57	4885
FREE THROWS-ATT	169-225	109-150	12-06-16	SOUTH CAROLINA STATE	w 82-46	6489
Free throw pct	.751	.727	12-16-16	FLORIDA ATLANTIC	w 76-56	6857
F-Throws made per game	15.4	9.9	12-22-16	GEORGE WASHINGTON	w 72-64	6871
REBOUNDS	448	358				
Rebounds per game	40.7	32.5				
Rebounding margin	+8.2	-				
ASSISTS	131	105				
Assists per game	11.9	9.5				
TURNOVERS	144	143				
Turnovers per game	13.1	13.0				
Turnover margin	-0.1	-				
Assist/turnover ratio	0.9	0.7				
STEALS	80	72				
Steals per game	7.3	6.5				
BLOCKS	46	39				
Blocks per game	4.2	3.5				
ATTENDANCE	41176	13561				
Home games-Avg/Game	6-6863	1-3148				
Neutral site-Avg/Game	-	4-2603				

^ = AdvoCare Invitational, Orlando, Fla.
@ = ACC/Big Ten Challenge
% = Hoophall Miami Invitational
* = Conference game

Score by Periods	1st	2nd	Totals
Miami	388	428	816
Opponents	277	359	636