

## MIAMI BASKETBALL QUICK HITS

**9** Miami has just **9** eligible scholarship student-athletes on the roster, led by seniors Davon Reed and Kamari Murphy, and junior Ja'Quan Newton.

**4** The Hurricanes have **4** new players wearing Miami uniforms this season, all of whom are true freshmen.

**14** Among active coaches, Coach L is the **14th**-winningest coach in the country with 603 victories, and ranks No. 47 on the list of all-time winningest coaches.

**1.7** Miami's facilities are undergoing **\$1.7** million in renovations with graphics and new features in the office areas and locker rooms of the Watsco Center.

**15** This season Jim Larrañaga and associate head coach Chris Caputo are in their **15th** season on the sidelines together, dating back to their time at George Mason.

### 2016-17 SCHEDULE

Nov. 2	Barry (Ex.)	ACCN E	W, 73-62
Nov. 11	Western Carolina	ACCN E	W, 92-43
Nov. 16	at North Florida	ESPN3	W, 94-56
Nov. 19	Penn	ACCN E	W, 74-62

### AdvoCare Invitational, HP Field House, Orlando, Fla.

Nov. 24	Stanford	ESPN2	W, 67-53
Nov. 25	#21/22 Iowa State	ESPN2	L, 56-73
Nov. 27	Florida	ESPN2	L, 56-65

### ACC/Big Ten Challenge

Nov. 30	Rutgers	ESPNU	W, 73-61
---------	---------	-------	----------

### HoopHall Miami Invitational, AAA, Miami

Dec. 3	Wofford	ESPN3	W, 74-57
Dec. 6	South Carolina State	ACCN E	W, 82-46
Dec. 16	Florida Atlantic	ACCN E	W, 76-56
Dec. 22	George Washington	ACCN E	W, 72-64
Dec. 28	Columbia	ACCN E	W, 78-67

### Atlantic Coast Conference Schedule

Dec. 31	NC State	RSN	W, 81-63
Jan. 4	at Syracuse	RSN	L, 55-70
Jan. 12	#20 Notre Dame	ESPN	L, 62-67
Jan. 14	at Pittsburgh	RSN	W, 72-46
Jan. 18	at Wake Forest	ACCN	L, 79-96
Jan. 21	at #18 Duke	ESPN	L, 58-70
Jan. 25	Boston College	RSN	W, 78-77
Jan. 28	#9/6 North Carolina	CBS	W, 77-62
Feb. 1	#15/16 Florida State	ACCN	L, 57-75
Feb. 4	at NC State	ACCN	W, 84-79
Feb. 8	Virginia Tech	RSN	9 p.m.
Feb. 11	at #4 Louisville	ESPN2	2 p.m.
Feb. 15	Georgia Tech	ACCN	8 p.m.
Feb. 18	Clemson	RSN	12 p.m.
Feb. 20	at #12/13 Virginia	ESPN	7 p.m.
Feb. 25	#18/19 Duke	CBS	4 p.m.
Feb. 27	at Virginia Tech	ESPN2	9 p.m.
March 4	at #14/15 Florida State	ACCN	4 p.m.
March 7-11	ACC Tournament, Brooklyn, N.Y.		

### MIAMI COMMUNICATIONS

Amy LaBrie, Associate Director of Communications  
 O: (305) 284-3241 | C: (813) 410-1194  
 LaBrie@miami.edu | @CanesHoops  
 Kevin Ivany, Communications Assistant

## GAME 23



**-/RV MIAMI HURRICANES** (15-7, 5-5 ACC)

**Head Coach:** Jim Larrañaga  
**Record at Miami:** 133-64, sixth season  
**Career Record:** 603-398, 33rd season

**2013 & 2016 ACC Coach of the Year**  
**ACC Record at Miami:** 59-39  
**Alma Mater:** Providence, 1971



**VIRGINIA TECH HOKIES** (16-6, 5-5 ACC)

**Head Coach:** Buzz Williams  
**Record at VT:** 47-43, third season

**Alma Mater:** Oklahoma City, 1994  
**Career Record:** 200-129, 10th season

### SETTING THE SCENE

<b>DATE</b>	Wednesday, Feb. 8, 2017		
<b>TIME</b>	9 p.m.		
<b>LOCATION</b>	Watsco Center   Coral Gables, Fla.		
<b>BROADCASTS</b>	<b>TV:</b> RSN - Wes Durham, Cory Alexander <i>Affiliates:</i> <a href="http://theacc.co/mbb17rsn0208b">http://theacc.co/mbb17rsn0208b</a> FOX Sports South, FOX Sports Carolinas, FOX Sports Florida, FOX Sports Midwest, FOX Sports Indiana, Comcast SportsNet Mid-Atlantic Plus, YES, NESN, ROOT Sports Pittsburgh, SportsTime Ohio, FOX Sports Detroit Plus, FOX Sports North Plus, FOX Sports Wisconsin Plus, FOX Sports Southwest Plus, FOX Sports West, ROOT Sports Rocky Mtn., ROOT Sports Northwest <b>Radio:</b> 560 WQAM - Joe Zagacki <b>Internet:</b> ACC Network Extra - <a href="http://es.pn/2k1c7ws">http://es.pn/2k1c7ws</a>		
<b>SERIES</b>	All-time: 19-13	Since rebirth in 1985-86: 19-13	
	Home: 9-4	Away: 6-7	Neutral: 4-2
	Under Coach Larrañaga: 9-3	Coach L all-time vs. Virginia Tech: 9-3	
	Current streak: Miami won 1.		
	Last matchup: March 10, 2016. No. 11 Miami won 88-82.		
	Last Virginia Tech win: March 5, 2016. VT def. No. 7 Miami 77-62.		
<b>POLLS</b>	Miami AP: NR	USA Today: RV (4)	RPI: 55 KenPom: 39 Warren Nolan: 55
	VT AP: NR	USA Today: NR	RPI: 40 KenPom: 55 Warren Nolan: 44
<b>WEATHER</b>	Coral Gables, Fla.: High 83 / Low 67 Blacksburg, Va.: High 57 / Low 39		

### THE 2016-17 HURRICANES

Miami has nine scholarship players eligible for competition, led by a trio of captains in seniors Davon Reed and Kamari Murphy, along with junior Ja'Quan Newton. Sophomores Anthony Lawrence and Ebuka Izundu also returned for the Hurricanes. This season a group of four newcomers comprising Miami's top recruiting class in program history donned a UM jersey for the first time. The Canes' coaching staff reeled in four freshmen in McDonald's All-American Dewan Huell, Jordan Brand Classic All-American Bruce Brown, Australian standout Dejan "DJ" Vasiljevic and Rodney Miller from national powerhouse Oak Hill Academy (Va.). The four-man group was named one of the top 2016 classes in the country, with a No. 9 ranking from 247Sports, No. 10 from Scout, No. 13 from ESPN and No. 13 from Rivals.

### CANES SIGN A TRIO OF TOP-100 PLAYERS

Jim Larrañaga has signed three ESPN Top 100 players for the 2017 class in McDonald's All-American and Jordan Brand Classic All-American guard Lonnie Walker (No. 18), guard Chris Lykes (46) and forward Deng Gak (92). New Zealander Sam Waardenburg also joins the class, and is practicing with the team this spring. This marks the second straight Miami recruiting class with at least two ESPN Top 100 players, following last year's signing of Bruce Brown (26) and Dewan Huell (28).

Walker is a 6-foot-5-inch shooting guard from Reading, Pa., with great ball handling skills and is Miami's highest-ranked recruit in program history. Lykes is a 5-foot-6-inch explosive do-it-all point guard from Bowie, Md., who plays at Gonzaga College (D.C.) High School. Gak is a 6-foot-11-inch forward playing his prep ball at Blair Academy in New Jersey.



### HEAD COACH JIM LARRAÑAGA

Coach Jim Larrañaga has led the Hurricanes to a pair of NCAA Sweet 16 appearances and won the 2013 ACC regular season and ACC Tournament titles. He has been named the AP, Naismith, USBWA and Henry Iba National Coach of the Year, twice was both the ACC and USBWA District Coach of the Year (2013, 2016), and was the 2013 NABC District Coach of the Year. With Miami's win over Pittsburgh on Jan. 14, 2017, Coach L earned his 600th career victory.



## 2016-17 MIAMI HURRICANES

NAME	YR.	POS.	HT.	WT.	HOMETOWN   PREVIOUS SCHOOL(S)
<b>0 Ja'Quan Newton</b>	<b>Jr.</b>	<b>G</b>	<b>6-2</b>	<b>187</b>	<b>Philadelphia, Pa. / Neumann-Goretti HS</b> Captain. Starting PG after being touted as Sixth Man of the Year a season ago. Scored 1,972 career points in high school.
<b>2 Mike Robinson</b>	<b>So.</b>	<b>G</b>	<b>5-10</b>	<b>170</b>	<b>New Britain, Conn. / New Britain HS</b> Team manager turned walk-on. Played basketball, football and was on track team in high school.
<b>3 Anthony Lawrence, Jr.</b>	<b>So.</b>	<b>G/F</b>	<b>6-7</b>	<b>210</b>	<b>St. Petersburg, Fla. / Lakewood Senior HS</b> PG in high school, small forward at Miami. Son of a high school coach. Nickname is Amp. Father and uncle played at Miami.
<b>4 Dejan "DJ" Vasiljevic</b>	<b>Fr.</b>	<b>G</b>	<b>6-3</b>	<b>198</b>	<b>Melbourne, Australia / Australian Institute of Sport</b> Goes by DJ. Combo guard. Experience with FIBA and Australian national team. Gained 50lbs on bench press since June.
<b>5 Davon Reed</b>	<b>Sr.</b>	<b>G</b>	<b>6-6</b>	<b>220</b>	<b>Ewing, N.J. / Princeton Day School</b> Three-year captain. Workman mentality. 2016 NABC Honors Court. All-ACC Academic Team.
<b>11 Bruce Brown</b>	<b>Fr.</b>	<b>G</b>	<b>6-5</b>	<b>190</b>	<b>Boston, Mass. / Vermont Academy</b> 2016 Jordan Brand Classic All-American. Boasts 6-9 wingspan. Multi-sport athlete in high school, also playing football.
<b>14 Rodney Miller, Jr.</b>	<b>Fr.</b>	<b>C</b>	<b>7-0</b>	<b>258</b>	<b>Laurelton, N.Y. / Oak Hill Academy</b> Ranked No. 15 center by ESPN and No. 17 by Scout. 7-1 wingspan. Ranked No. 90 overall by Scout and No. 96 by 247.com.
<b>15 Ebuka Izundu</b>	<b>So.</b>	<b>C</b>	<b>6-10</b>	<b>231</b>	<b>Charlotte, N.C. / Victory Christian Center / Nigeria</b> Born in Lagos, Nigeria, and moved to the United States in 2013. Lefty who has gained 30 pounds of muscle in two years.
<b>20 Dewan Huell</b>	<b>Fr.</b>	<b>F</b>	<b>6-11</b>	<b>220</b>	<b>Miami, Fla. / Miami Norland HS</b> 2016 McDonald's All-American. Ranked No. 21 by ESPN, No. 23 by Rivals and No. 25 by Scout.
<b>21 Kamari Murphy</b>	<b>RSr.</b>	<b>F</b>	<b>6-8</b>	<b>220</b>	<b>Brooklyn, N.Y. / Oklahoma State / IMG / Lincoln HS</b> Captain. Graduated in May 2016 with B.A. in sociology. Transfer from Oklahoma State. 43-inch three-step vertical jump.
<b>35 Chris Stowell</b>	<b>Jr.</b>	<b>F</b>	<b>6-6</b>	<b>208</b>	<b>Exeter, N.H. / Tilton School / Exeter HS</b> Walk-on with good athleticism. Speaks English, Spanish, some Italian, Russian, Chinese and Hebrew.
<b>RS Sam Waardenburg</b>	<b>Fr.</b>	<b>F</b>	<b>6-9</b>	<b>205</b>	<b>Henderson, New Zealand / Rangitoto College HS</b> Joined the team Dec. 29, with the expectation to begin competition in the fall of 2017.

### LARRAÑAĞA BY THE NUMBERS

5 - Coach Jim Larrañağa is one of five ACC coaches with a Final Four appearance to his credit. In 2006, Larrañağa became the first coach at a mid-major school to take his team to the NCAA Final Four in 27 years.

7 - In 33 years of coaching, Jim Larrañağa has a winning record in the NCAA Tournament, a 9-7 mark in seven appearances.

7 - Larrañağa is no stranger to the ACC. In his seven seasons as an assistant coach at Virginia, the Cavaliers participated in the NCAA Final Four in 1981 and 1984, won three ACC Championships and finished in the top five of the rankings.

16 - Larrañağa has made 16 postseason appearances in the past 27 years, including reaching seven NCAA Tournaments.

33 - Larrañağa is in his 33rd year as a head coach and has successfully transitioned three institutions into winning programs: Miami, Bowling Green and George Mason.

600 - Coach L is one of five ACC coaches with 600 or more wins.

### COACH L TIES TO THE ACC

Coach Jim Larrañağa was an assistant coach at Virginia from 1979-1986, under the leadership of Terry Holland. In those seven seasons, Larrañağa helped the Cavaliers to five NCAA appearances: Final Four twice, Elite Eight once, Sweet 16 once and Round of 64 once, as well as two NIT appearances, including the Championship and Quarterfinal round.

### LARRAÑAĞA - WHY MIAMI?

Along with returning to the best basketball conference in the country, Coach L had a few personal reasons for accepting the head coaching job at Miami. Coach's grandfather was from Cuba, where he produced the Larrañağa [lare-en-YAH-ga] cigar. Coach's father was raised in Key West, Fla., before moving to The Bronx, N.Y., getting married and raising six children. Coach L was raised in The Bronx, but vacationed to Florida as a boy. He also owns a house in Sarasota, Fla., and three of his siblings have retired to Florida.

### MIAMI VS. AP RANKED OPPONENTS

AP Only, Not USA TODAY

#### All-Time

Overall	51-144
Home	33-54
at Watsco Center	15-25
Away	14-66
Neutral	4-24
Overtime + 2OT	2-8
Single Overtime	2-4
Double Overtime	0-4

#### Since the Rebirth ('85-'86)

Overall	50-133
Home	32-48
Away	14-61
Neutral	4-24

#### Since Joining ACC ('04-'05)

Overall	25-60
Home	15-23
Away	7-24
Neutral	3-13
Overtime + 2 OT	2-4
Single Overtime	2-2
Double Overtime	0-2
Conference Games	18-44
OT + 2OT	2-4
2OT	0-2
ACC Tournament	1-6
NCAA Tournament	0-3
Reg. Season, Non-Conf.	6-7

#### Under Coach Larrañağa

Overall	14-28
Home	8-10
Away	4-11
Neutral	2-7
Conference Games	9-20
OT + 2OT	1-2
2OT	0-1
ACC Tournament	0-3
NCAA Tournament	0-2

#### Since the Arrival of Coach L

<b>2011-12</b>	All: 2-6 H: 1-2 A: 1-3 N: 0-1
<b>2012-13</b>	All: 3-3 H: 2-0 A: 1-1 N: 0-2
<b>2013-14</b>	All: 0-5 H: 0-3 A: 0-2 N: 0-0
<b>2014-15</b>	All: 3-6 H: 1-3 A: 2-2 N: 0-1
<b>2015-16</b>	All: 5-4 H: 3-0 A: 0-2 N: 2-2
<b>2016-17</b>	All: 1-4 H: 1-2 A: 0-1 N: 0-1

#### Vs. Ranked ACC Teams, Under Coach L (ACC games only)

Top 5	All: 3-6 H: 2-2 A: 1-4
Top 10	All: 5-8 H: 3-4 A: 2-4
Top 15	All: 7-14 H: 5-6 A: 2-9
Top 20	All: 8-17 H: 5-8 A: 3-10
Top 25	All: 9-20 H: 6-9 A: 3-11
OT: 1-2	10T: 1-1 20T: 0-1

### PRONUNCIATIONS

#### Players

0 Ja'Quan Newton	Juh-quan
4 Dejan Vasiljevic	Day-on Vass-EEI-uh-vitch
5 Davon Reed	Dave-on
15 Ebuka Izundu	E-boo-kuh E-zoon-du
20 Dewan Huell	Duh-wan Hue-ull
21 Kamari Murphy	Kuh-mar-EE
35 Chris Stowell	Stole

#### Coaches

Jim Larrañağa	lare-uh-nay-guh
Chris Caputo	ca-poo-toe

### CLASS BREAKDOWN

#### Seniors (2)

Kamari Murphy
Davon Reed

#### Juniors (2)

Ja'Quan Newton
Chris Stowell#

#### Sophomores (3)

Ebuka Izundu
Anthony Lawrence Jr.,
Mike Robinson#

#### Freshmen (5)

Bruce Brown
Dewan Huell,
Rodney Miller Jr.
Dejan "DJ" Vasiljevic
Sam Waardenburg

#Walk on

### BY LOCATION

<b>Australia</b>	DJ Vasiljevic
<b>New Zealand</b>	Sam Waardenburg
<b>Nigeria</b>	Ebuka Izundu
<b>Connecticut</b>	Mike Robinson
<b>Florida</b>	Dewan Huell Anthony Lawrence, Jr.
<b>Massachusetts</b>	Bruce Brown
<b>New Hampshire</b>	Chris Stowell
<b>New Jersey</b>	Davon Reed
<b>New York</b>	Kamari Murphy Rodney Miller
<b>Pennsylvania</b>	Ja'Quan Newton

### PRESEASON POLL

October 2016

1. Duke	North Carolina	9-2
2. North Carolina	Florida State	8-3
3. Virginia	Louisville	7-3
4. Louisville	Virginia	7-3
5. Syracuse	Syracuse	7-4
6. NC State	Duke	6-4
7. Notre Dame	Notre Dame	6-5
8. Florida State	Virginia Tech	5-5
<b>9. Miami</b>	<b>Miami</b>	<b>5-5</b>
10. Virginia Tech	Wake Forest	5-6
11. Clemson	Georgia Tech	5-6
12. Pitt	Clemson	3-7
13. Wake Forest	NC State	3-8
14. Georgia Tech	Boston College	2-9
15. Boston College	Pittsburgh	1-9

### ACC STANDINGS

Feb. 5, 2017



### CANES IN THE POLLS IN 2016-17

	AP	USA TODAY	KenPom	RPI
Pre	RV (48)	RV (11)		
Nov. 14	RV (38)	RV (29)		
Nov. 21	RV (44)	RV (37)		
Nov. 28	NR	RV (4)	28	
Dec. 5	NR	NR	29	
Dec. 12	RV (6)	RV (13)	26	
Dec. 19	RV (5)	RV (13)	24	
Dec. 26	RV (8)	RV (13)	28	
Jan. 2	RV (16)	RV (19)	30	
Jan. 9	NR	RV (1)	36	71
Jan. 16	NR	RV (5)	68	31
Jan. 23	NR	RV (2)	40	81
Jan. 30	NR	RV (19)	33	64
Feb. 6	NR	RV (4)	39	55

### DID YOU KNOW ...

Coach L became the first Miami coach to win 20+ games in his first two seasons at UM and only the third of 12 UM coaches to post at least three 20-win seasons.

Former Cane Rick Barry was named one of the Greatest Players in NBA History.

Miami native and former Cane standout James Jones won the 2010-2011 NBA All-Star Weekend 3-Point Contest and the NBA Championship in the 2011-2012 and 2012-13 seasons.

Six-time NBA All Star Amar'e Stoudemire enrolled at UM in 2013 and took classes to earn his bachelor's degree. UM is in its 13th season in the ACC.

Coach L led the George Mason Patriots to the 2006 Final Four with big wins over some of basketball's elite teams such as Michigan State, North Carolina and UConn. He was the first coach to take a mid-major to a Final Four in 27 years (Penn '79) when his team advanced in 2006.

In 14 years at George Mason, Larrañaga led the Patriots to five NCAA Tournament appearances (2011, 2008, 2006, 2001, 1999), including the 2006 Final Four.


Miami basketball received APR (Academic Progress Rate) Public Recognition Awards for being among the top 10 percent in APR in its sport. Miami ranks in the top 10 percent of NCAA men's basketball with a 990 APR.

The Miami Department of Athletics recorded a Graduation Success Rate (GSR) of 89 percent. Miami's department-wide GSR is 16th overall among FBS programs. UM has exceeded the NCAA average GSR in each of the last 10 years.

The Canes have averaged 20.0 wins over the last 11 seasons.

The Hurricanes have made at least one trey in 960 of 968 games since the NCAA adopted the 3-point shot in 1986. The last time Miami was held without a 3-pointer was Feb. 26, 2014 at Virginia.

Miami has held 819 of its last 820 opponents to less than 100 points. North Carolina was the last team to score 100+, defeating UM, 105-64, on Jan. 31, 2007.



### THE SERIES - MIAMI VS. VIRGINIA TECH

Miami is 19-13 all-time against Virginia Tech, including 9-3 with Jim Larrañaga at the helm.

The Hurricanes have won six of the last seven matchups against the Hokies and were 2-1 against them last season.

In last year's ACC Tournament quarterfinal matchup, Miami defeated Virginia Tech, 88-82. Davon Reed scored 17 points and grabbed three steals while Ja'Quan Newton dropped 10 points and recorded four assists.

Miami is 9-4 all-time at home against Virginia Tech.

Kamari Murphy grabbed 10 rebounds in Miami's, 65-49, win over VT on Feb. 17 of last season.

### HOME COURT ADVANTAGE

Miami has won 23 of its last 25 games at the Watsco Center, with a 10-2 mark this season, added to 13 straight victories in the 2015-16 campaign. In six seasons under Coach L, Miami is 73-22 overall at home, 40-7 in non-conference play at home and 34-15 in ACC action at home. In both 2012-13 and 2015-16, the Canes had just one loss overall at the Watsco Center.

Year	Overall	N-C	ACC	Year	All	N-C	ACC
2016-17	10-2	7-0	3-2	2013-14	8-8	5-2	3-6
2015-16	15-1	6-1	9-0	2012-13	14-1	6-0	8-1
2014-15	12-6	7-2	5-4	2011-12	14-4	8-2	6-2
<b>Totals</b>	<b>73-22</b>	<b>40-7</b>	<b>34-15</b>				

### R33D FROM DOWNTOWN

Senior guard Davon Reed drained 7-of-10 shots from long range at NC State, setting his career high in threes made, on his way to a career-best 26 points.

Reed has knocked down 44 shots from long range in the past 14 games. He hit seven at NC State and five against both Duke and FAU. For the year, he is 57-138 (41.3%) from downtown, hitting multiple 3-pointers in 16 outings, including three-or-more 10 times.

Reed has hit at least one three in every game this season (22 games). In 2011-12, Malcolm Grant tied Jack McClinton's school record (set in 2008-09) of 35 straight games hitting a 3-point shot.

### IZUNDU BREAKS OUT AT NC STATE

Sophomore Ebuka Izundu recorded 16 points, six rebounds, a block and a steal in 27 minutes at NC State on Feb. 4. He hit 6-of-9 of his shots from the field and was 4-of-5 at the line.

Prior to the game against the Wolfpack, Izundu totaled 13 points, 28 rebounds (3.1/g), six blocks (0.7/g) and had no steals in the first nine ACC games of the season. He was 6-of-16 from the field and 1-of-4 at the line in the first nine league outings.

As a rookie, Izundu totaled 10 points, two rebounds, two blocks and two steals in his six ACC appearances. He was 3-of-3 from the field and 4-of-6 at the line in his first year with the Canes.

### SCORING FROM THE HURRICANES

This season Miami is 14-1 overall and 5-1 in ACC play when scoring 70+ points. UM has scored fewer than 60 points in five of its seven losses. Three Hurricanes are scoring in double digits: Davon Reed - 15.8 ppg, Ja'Quan Newton - 15.0 ppg and Bruce Brown - 12.1 ppg. Those three guys account for 59.0 percent (942 of 1597 points scored) of Miami's scoring. In league play, Reed (17.7), Newton (14.5) and Brown (14.0) provide 65.7 percent (462-703) of Miami's points.

### CANES FACING HUNGRY TEAMS

Heading into the game against Virginia Tech, Miami will play its eighth ACC game against a team coming off of a loss. Miami (4-3) won at Syracuse, at Pitt, vs. Boston College and at NC State, but lost at Wake Forest, at Duke and vs. Florida State after previous losses.

### BRUCE BROWN - ACC ALL-FRESHMAN TEAM CANDIDATE

(after Feb. 5 games)	PPG	RPG	SPG	APG	DRPG	A/TO
Actual	12.1	6.5	1.6	3.3	4.7	1.7
NCAA Freshmen	-	-	10	-	15	24
ACC Freshmen	6	2	2	3	2	2
NCAA (Guards)	-	-	105	-	54	202
ACC (Guards)	4	1	8	-	2	17
NCAA (All)	-	-	116	-	250	215
ACC (All)	-	-	6	-	14	15

Stats are from NCAA.org. Only top 250 players are ranked.

### WINNINGEST ACTIVE COACHES AT MAJOR SCHOOLS

\*Totals listed are prior to the 2016-17 season

List compiled from "wins vs. major schools" on sports-reference.com

Rank	Coach	Wins*
1.	Mike Krzyzewski, Duke	1,043
2.	Jim Boeheim, Syracuse	884
3.	Roy Williams, North Carolina	783
4.	Rick Pitino, Louisville	743
5.	Bob Huggins, West Virginia	719
6.	Cliff Ellis, Coastal Carolina	715
7.	John Calipari, Kentucky	662
8.	Rick Barnes, Tennessee	619
9.	Bill Self, Kansas	592
10.	Dana Altman, Oregon	564
11.	<b>Jim Larrañaga, Miami</b>	<b>560</b>
12.	Tubby Smith, Memphis	557
13.	Steve Fisher, San Diego State	552
14.	Fran Dunphy, Temple	524
15.	Tom Izzo, Michigan State	524

### IN COACH JIM LARRAÑAGA'S FIRST FIVE SEASONS IN THE ACC

(Includes only seasons coaching at ACC schools during years as ACC member)

**Among the 29 all-time ACC coaches with 100+ overall wins and 50+ ACC wins, in just five years in the league, Coach L is ...**

- No. 8 all-time in winning percentage in ACC Tournament games (.636)
- No. 9 all-time in winning percentage in ACC games only (.614)
- No. 25 all-time in ACC wins (54)
- No. 27 all-time in overall wins (118)
- one of 18 coaches to win multiple ACC Coach of the Year honors

**Among the 29 all-time ACC coaches with 100+ overall and 50+ ACC victories, in their first five years in the ACC, Coach L is ...**

- No. 2 in overall victories (118)
- No. 3 in ACC victories (54)
- tied for No. 4 in ACC Tournament victories (7)
- No. 5 in ACC Tournament winning percentage (.636)
- tied for No. 7 in ACC winning percentage (.614)
- No. 9 overall winning percentage (.674)

**Coach L is one of five coaches who ...**

- posted at least four 20-win seasons
- won at least seven ACC Tournament games

**Coach L is one of seven coaches who ...**

- won two-or-more ACC Coach of the Year honors

**Coach L is one of eight coaches who had ...**

- an overall winning season each year
- at least four ACC winning seasons

**Among the seven current ACC coaches with five-plus years of experience, in their first five seasons in the league, Coach L is ...**

- the only coach to win two ACC Coach of the Year honors
- No. 2 in overall wins (118), overall winning percentage (.674), ACC victories (54), winning percentage in ACC games only (.614)

**Coach L is one of two coaches who had ...**

- tied for No. 2 in ACC Championships (1)
- No. 3 in wins in the ACC Tournament (7)

**Coach L is one of two coaches who had ...**

- an overall winning season each year
- at least four ACC winning seasons

**Coach L is one of three coaches who ...**

- had at least four NCAA Tournament victories
- won an ACC Championship
- posted at least four 20-win seasons
- won at least seven ACC Tournament games



**UM COMMUNICATIONS**

**MBB Contact** Amy (Woodruff) LaBrie  
Associate Director of Communications  
**Work/Cell** (305) 284-3241 / (813) 410-1194  
**E-mail** LaBrie@miami.edu  
**Communications Assistant** Kevin Ivany  
**Website** www.HurricaneSports.com

**2016-17 UM QUICK FACTS**

**Location** Coral Gables, Fla.  
**Stadium** Watsco Center (7,972)  
**Press Row** 305-284-2111  
**Enrollment** 16,188  
**Founded** 1925  
**Colors** Orange, Green, White  
**Nickname** Hurricanes  
**Mascot** Sebastian the Ibis  
**Conference** Atlantic Coast  
**President** Dr. Julio Frenk  
**Director of Athletics** Blake James  
**Address** 5821 San Amaro Drive  
Coral Gables, FL 33146  
**Ticket Office Phone** 1-800-GoCanes  
**Website** HurricaneSports.com

**2015-16 in Review**

**Overall Record** 27-8  
**Home/Away/Neutral** 15-1 / 6-5 / 6-2  
**ACC Record / Finish** 13-5 / t-2nd  
**Letterwinners Returning / Lost** 5 / 5  
**Starters Returning / Lost** 2 / 3  
**Newcomers** 5

**Head Coach** Jim Larrañaga  
**Alma Mater** Providence, 1971  
**Record at UM** 133-64 / 6th season  
**Overall Record** 603-398 / 33rd season  
**ACC Record** 59-39 (6th)  
**Assistants**  
Chris Caputo Westfield (Mass.) State, '02  
Jamal Brunt Randolph-Macon, '03  
Adam Fisher Penn State, '06, '09

**HISTORY**

**First Season of Basketball** 1926  
**Overall All-Time Record** 1,005-734  
**Year UM Joined ACC** 2004-05  
**All-Time ACC Record** 102-108 (13)  
**NCAA Appearances** Eight (8-8)  
1960, 1998, 1999, 2000, 2002, 2008, 2013, 2016  
**Last NCAA Appearance** Sweet 16, 2016  
vs. Villanova  
**NIT Appearances** 12 (11-12)  
1961, 1963, 1964, 1995, 1997,  
2001, 2005, 2006, 2009, 2011, 2015  
**Last NIT Appearance** Championship Game  
L, 66-64 (ot), vs. Stanford, 2015  
**ACC Regular Season Champions** 1 / 2013  
**ACC Tournament Champions** 1 / 2013

**KENPOM.COM - MIAMI VS. VIRGINIA TECH**

Category	Offense (rank)	Defense (rank)	Division	I Avg.
UM Adj. Efficiency	112.0 (61)	96.3 (34)		105.6
VT Adj. Efficiency	114.3 (46)	101.5 (92)		
UM Effective FG%	52.1 (103)	46.4 (39)	D-I Avg.: 50.4	
VT Effective FG%	56.0 (18)	50.2 (158)		
UM Turnover %	20.1 (263)	18.7 (176)	D-I Avg.: 18.8	
VT Turnover %	17.0 (62)	17.6 (246)		
UM 3FG %	37.2 (75)	33.1 (86)	D-I Avg.: 35.0	
VT 3FG%	38.3 (43)	34.2 (131)		
UM SOS	Overall 51	Non-Conference 285		
VT SOS	Overall 61	Non-Conference 337		
UM Bench minutes	24.9% (327)	Experience 1.46 yrs (263)		
VT Bench minutes	26.8% (303)	Experience 1.87 yrs (117)		

**NEW ROLES FOR THE HURRICANES**

Of Miami's nine available scholarship players, four are freshmen who did not play for UM last season, and only three of the returners played significant minutes for the Canes.

Miami's lack of experience not only equates to minutes played, but also to experience at their current position. Every player on the team has a new role this season, except senior forward Kamari Murphy. Ja'Quan Newton was the 2015-16 sixth man, and is now the Canes' starting point guard. Davon Reed was a third option offensively as a junior, but is now a primary option.

**Returners - MPG in 2016-17 / MPG in 2015-16**

Newton - 32.2 / 22.7 Reed- 34.6 / 28.8 Lawrence - 24.5 / 12.0  
Murphy - 27.9 / 24.9 Izundu - 11.4 / 5.3

**Newcomers - MPG in 2016-17 / MPG in 2015-16**

Brown - 31.0 / DNP Vasiljevic - 16.4 / DNP  
Huell - 19.4 / DNP Miller - 3.9 / DNP

**INDIVIDUAL NUMBERS AGAINST RANKED TEAMS**

In Miami's five games against AP top-25 teams this year, four Hurricanes are putting up stout numbers against the top teams in the nation.

Davon Reed leads all scorers with 15.8 ppg, followed by Ja'Quan Newton's 15.6 ppg and Bruce Brown's 14.2 ppg. Kamari Murphy is pulling down 10.6 rpg in ranked matchups.

	PPG	APG	SPG	RPG	A/T	FG%	3FG%	FT%
Reed	15.8	1.4	1.0	4.8	0.5	40.3	32.3	79.2
Newton	15.6	2.0	1.2	3.6	0.6	47.5	--	80.0
Brown	14.2	3.0	1.6	6.0	0.9	50.0	53.3	75.0

**MIAMI JUST PAST THE HALFWAY POINT OF ACC ACTION**

Through 10 ACC games, Miami is 5-5 in league action and 15-7 overall. Below is a comparison of each year at this point of the ACC season, under Coach L.

	All	ACC	ACC H	ACC A	Non-Conf.	Final	App.
2011-12	15-8	6-4	3-1	3-3	9-4	20-13	NIT
2012-13	19-3	10-0	5-0	5-0	9-3	29-7	NCAA
2013-14	11-12	2-8	0-6	2-2	9-4	17-16	--
2014-15	15-8	5-5	3-3	2-2	10-3	25-13	NIT
2015-16	18-4	7-3	5-0	2-3	11-1	27-8	NCAA
2016-17	15-7	5-5	3-2	2-3	10-2		

**UM SINCE JOINING THE ACC IN 2004-05**

Season	Overall	ACC W-L	ACC Rank/Seed	ACCT	Post Season
2004-05	16-13	7-9	t6 / 6	0-1	NIT 0-1
2005-06	18-16	7-9	t7 / 8	1-1	NIT 2-1
2006-07	12-20	4-12	12 / 12	1-1	
2007-08	23-11	8-8	t5 / 5	1-1	NCAA 1-1
2008-09	19-13	7-9	t7 / 9	0-1	NIT 1-1
2009-10	20-13	4-12	12 / 12	2-1	
2010-11	21-15	6-10	9 / 9	1-1	NIT 2-1
2011-12	20-13	9-7	t4 / 6	1-1	NIT 1-1
2012-13	29-7	15-3	1 / 1	3-0	NCAA 2-1
2013-14	17-16	7-11	10 / 10	1-1	
2014-15	25-13	10-8	6 / 6	1-1	NIT 4-1
2015-16	27-8	13-5	2 / 3	1-1	NCAA 2-1
2016-17	15-7	5-5			

**MIAMI PICKED NINTH IN ACC PRESEASON POLL**

Miami was predicted to finish ninth out of 15 teams in the Atlantic Coast Conference this season, as announced by the league at the 55th annual Operation Basketball. Duke was picked to win the ACC, followed by North Carolina, Virginia and Louisville. Miami's all-time preseason poll breakdowns and finishes are as follows:

2015-16 - 5th - t-2nd	2009-10 - 10th - 12th
2014-15 - 10th - t-6th	2008-09 - 4th - t-7th
2013-14 - 12th - 10th	2007-08 - 12th - t-5th
2012-13 - 5th - 1st	2006-07 - 11th - 12th
2011-12 - 5th - t-4th	2005-06 - 7th - t-7th
2010-11 - 8th - 9th	2004-05 - 11th - t-6th

**EXCEEDING EXPECTATIONS**

In the past five years, Coach Jim Larrañaga's Canes have exceeded preseason expectations every campaign. Larrañaga is the only coach in the ACC to finish above the preseason poll predictions every season, and has the largest margin of surpassing those expectations.

TOTAL	2015-16	'14-15	'13-14	'12-13	AVG
Miami	2	4	2	4	3.0
Clemson	4	2	8	-3	2.75
Virginia	0	3	3	3	2.25
Virginia Tech	7	0	0	-2	1.25
Louisville	3	-1	N/A	N/A	0.5
Georgia Tech	1	-1	0	0	0.0
Wake Forest	-3	0	1	1	-0.25
Boston College	0	1	-6	4	-0.25
Syracuse	0	-3	0	N/A	-0.75
Pittsburgh	0	-5	1	N/A	-1.00
North Carolina	0	-3	-1	0	-1.00
NC State	-5	2	3	-4	-1.00
Duke	-2	-1	-2	0	-1.25
Notre Dame	-2	4	-8	N/A	-1.5
Florida State	-5	-2	0	-2	-2.25

Key: A fifth-place prediction and second-place finish = +3

**PRO CANES**

James Jones	Cleveland Cavaliers
Sheldon McClellan	Washington Wizards
Jimmy Graham	Seattle Seahawks
Erik Swoope	Indianapolis Colts
Trey McKinney Jones	Fort Wayne Mad Ants (D-League)
Garriss Adams	Le Havre (France)
Rion Brown	Kataja Basket (Finland)
Ivan Cruz Uceda	Cafes Candelas Breogan Lugo (Spain)
Guillermo Diaz	San Lorenzo de Almagra (Argentina)
Julian Gamble	Telekom Baskets Bonn (Germany)
Malcolm Grant	KK Tajfun Sentjur (Slovenia)
Tonye Jekiri	Bandirma Kirmizi (Turkey)
Reggie Johnson	Mono Vampire Bangkok (Thailand)
DeQuan Jones	Lille Metropole Basket (France)
Kenny Kadji	Trabzonspor Medical Park Basketbol (Turkey)
Donnavan Kirk	Fukuoka Rizing (Japan)
Shane Larkin	Saski Baskonia Vitoria (Spain)
Angel Rodriguez	Cholet (France)
Durand Scott	Enel Basket Brindisi (Italy)

**KAMARI MURPHY**

Murphy vs.	PPG	A	ST	FG%	3FG%	R	TO
Abu, NC State	11.6/11	1.2/1	0.4/0	55.9/40.0	--	7.2/9	2.5/2
Colson, ND	16.4/8	2.0/0	1.2/2	48.7/16.7	30.0/50.0	10.8/11	1.3/1
Young, Pitt	22.0/2	3.4/3	0.5/0	48.8/(0-10)	42.1/(0-3)	7.8/4	2.5/3
Mitiglou, WFU	10.8/5	1.1/1	0.7/0	43.5/40.0	37.7/0.00	6.4/4	2.1/1
Meeks, UNC	13.1/5	1.2/0	1.1/0	52.2/33.3	--	9.8/6	1.4/0

Reed vs.	PPG	A	ST	FG%	3FG%	R	TO
Kennard, Duke	20.2/11	2.5/1	0.9/0	53.4/37.5	44.3/33.3	5.6/5	1.6/1
Vasturia, Notre Dame	15.0/10	3.1/6	1.3/2	48.0/50.0	43.2/(0-1)	3.4/6	1.5/1
Henderson, NC State	16.4/8	1.8/1	0.8/0	47.1/33.3	41.5/33.3	3.4/5	1.2/2

Opponent season averages prior to game vs. Miami / Actual stats vs. Miami

**DAVON REED**



CANES VS. VIRGINIA TECH		TOTAL					3-PTS			FREE THROWS			REBOUNDS				PF	FO	A	TO	Blk	Stl	Pts	Avg
Opponent	Date	GP-S	Min	FG	Pct	3FG	FGA	Pct	FT	FTA	Pct	Off	Def	Tot	Avg									
Izundu	2-17-16	1	0	0	.000	0	0	.000	0	0	.000	0	0	0	1.3	0	0	0	0	0	0	0		
	3-5-16	3	1	1	1.000	0	0	.000	0	0	.000	0	0	0	1.2	1	0	0	1	0	0	2		
Izundu Total		2-0	4	1	1.000	0	0	.000	0	0	.000	0	0	0	0.0	1	0	0	1	0	0	2		
Lawrence	2-17-16	15	2	3	.667	1	1	1.000	0	0	.000	1	1	2	1.7	0	0	0	2	1	5			
	3-5-16	9	1	1	1.000	0	0	.000	0	0	.000	2	2	4	1.9	2	0	0	1	0	2			
	3-10-16	10	1	1	1.000	0	0	.000	2	2	1.000	0	2	2	1.9	1	0	1	1	0	4			
Lawrence Total		3-0	34	4	5	.800	1	1	1.000	2	2	1.000	3	5	2.7	3	0	1	2	2	11			
Murphy	2-17-16	1-1	29	2	3	.667	0	0	.000	2	4	.500	2	8	10	5.8	2	0	0	1	1	6		
	3-5-16	1-1	31	4	5	.800	0	0	.000	1	2	.500	2	4	6	5.9	4	0	0	0	2	9		
	3-10-16	1-1	31	2	3	.667	0	0	.000	0	0	.000	1	4	5	5.9	5	1	1	0	1	4		
Murphy Total		3-3	91	8	11	.727	0	0	.000	3	6	.500	5	16	21	7.0	11	1	1	1	4	3		
Newton	2-18-15	1-0	5	0	0	.000	0	0	.000	0	0	.000	0	0	0	0.6	0	0	1	0	0	0		
	3-07-15	1-0	22	2	6	.333	0	1	.000	4	4	1.000	0	4	4	1.0	1	0	3	1	0	8		
	3-11-15	1-0	8	0	1	.000	0	0	.000	0	0	.000	0	3	3	1.0	1	0	0	3	0	0		
	3-10-16	1-0	29	3	7	.429	0	0	.000	4	6	.667	1	1	2	2.0	1	0	4	3	1	10		
Newton Total		4-0	64	5	14	.357	0	1	.000	8	10	.800	1	8	9	2.3	3	0	8	7	1	3		
Reed	12-08-13	1-1	32	4	10	.400	1	3	.333	1	2	.500	2	3	5	2.5	0	0	0	3	0	10		
	2-15-14	1-0	9	2	8	.250	1	6	.167	0	0	.000	1	1	2	1.9	3	0	0	0	0	5		
	3-12-14	1-0	22	5	8	.625	4	7	.571	0	0	.000	0	1	1	1.7	1	0	0	2	0	14		
	2-18-15	1-1	33	3	7	.429	0	3	.000	3	5	.600	1	2	3	3.1	2	0	5	2	0	9		
	3-7-15	1-1	30	1	3	.333	1	1	1.000	1	2	.500	1	4	5	3.3	3	0	2	1	2	4		
	3-11-15	1-1	36	4	8	.500	2	2	1.000	0	0	.000	1	3	4	3.3	1	0	1	2	1	10		
	2-17-16	1-1	31	3	6	.500	1	3	.333	5	6	.833	0	5	5	4.2	1	0	2	1	2	12		
	3-05-16	1-1	27	8	11	.727	2	5	.400	1	1	1.000	1	1	2	4.1	4	0	1	2	1	19		
	03-10-16	1-1	31	5	9	.556	2	4	.500	5	6	.833	0	1	1	4.0	3	0	0	1	0	3		
Reed Total		9-7	251	35	70	.500	14	34	.412	16	22	.727	7	21	28	3.1	18	0	11	14	6	10		

**CANES IN NATIONAL STATS**

Miami is ranked in the top 100 in 14 NCAA statistical categories, through games as of Feb. 5. The Canes are 32nd in scoring defense (64.0), 11th in fewest fouls and No. 48 in field goal percentage defense (40.8%). UM is also No. 23 in rebound margin (6.7) and No. 94 in 3-point field goal defense (33.1). A complete list of national stats is on page seven of the notes.

**MIAMI VS. VIRGINIA TECH (19-13)**

Home: 9-4	Away: 6-7
Neutral: 4-2	Under Coach L: 9-3
Since rebirth in 1985: 19-13	
UM Rank	VT Rank
1/10/01	L 85-74 A
2/6/01	W 86-61 H
1/12/02	21/20 -- W 77-68 A
3/2/02	22/18 -- W 83-77 H
2/11/03	W 85-65 H
3/5/03	W 79-71 A
1/17/04	W 65-59 A
2/2/05	L 73-63 H
2/19/05	L 71-58 A
2/22/06	W 70-59 H
1/23/07	-- 24/23 L 92-85 H
2/24/07	L 73-57 A
2/9/08	W 74-71 A
3/14/08	L 63-49 N
1/25/09	L 88-83 OT H
3/12/09	L 65-47 N
1/13/10	23 -- L 81-66 A
1/31/10	W 82-75 H
3/12/10	W 70-65 N
1/30/11	L 72-68 A
2/9/12	W 65-49 H
1/30/13	14/15 -- W 73-64 A
2/27/13	5/7 -- W 76-58 H
12/8/13	L 61-60 OT H
2/15/14	L 52-45 A
3/12/14	W 57-53 N
2/18/15	W 76-52 H
3/07/15	W 82-61 A
3/11/15	W 59-49 N
2/17/16	11/10 -- W 65-49 H
3/5/16	7 -- L 77-62 A
3/10/16	11 -- W 88-82 N

**BROWN FINDING HIS TOUCH FROM LONG RANGE**

Freshman Bruce Brown is knocking down 3-pointers at a 54.3 percent clip in the past 12 games, after hitting only 20.8 percent of his threes in the first 10 games. Since the game against GW, Brown has drained 19-of-35 from long range. Prior to GW, Brown was 5-of-24 from distance.

**RANKED OPPONENTS AHEAD FOR MIAMI**

Four of Miami's final eight regular season games will be played against teams currently listed in national polls. The Canes, who are receiving votes in the USA TODAY Coaches Poll, host No. 18/19 Duke (2/25) later this season. UM faces four ranked teams on their respective home courts: No. 4 Louisville (2/11), No. 12/13 Virginia (2/20) and No. 14/15 Florida State (3/4).

Of Miami's eight remaining games, five are against teams ranked above the Canes in the current ACC standings: Virginia (7-3), Florida State (8-3), Louisville (7-3), Duke (6-4), Georgia Tech (5-6). Two are against Virginia Tech (5-5), who is tied with Miami. The one team ranked below Miami is Clemson (3-7).

**REED SERVING AS MARKETING INTERN**

Senior Davon Reed will graduate in May with a degree in sports administration with a minor in marketing and communications. Since June of 2016, Reed has been an intern in the athletics marketing department, assisting the execution of strategic marketing planning for athletics programs with a focus on increasing attendance, game atmosphere and fan experience at Hurricane athletics events.

**DAVON REED STEPS UP IN ACC PLAY**

Senior guard Davon Reed has improved his offensive stats tremendously from the non-conference to ACC action. In 10 ACC outings, he has scored 17+ points seven times, after doing so just five times in 12 non-conference outings. He is hitting 3.0 shots from long distance per game in ACC play after just 2.3 per game in non-league games.

	PPG	3FGM/g	APG	MPG	17+pts	3+asts
ACC (10)	17.7	3.0	2.7	36.4	7	6
Non-Conf. (12)	14.2	2.3	1.9	33.1	5	4

**REED IN MIAMI'S CAREER RECORD BOOKS**

In his fourth year at The U, senior Davon Reed is making his way into the UM career record books. Reed is currently seventh in 3-point field goals made (180), sixth in consecutive games with a 3-point field goal made (22) and ninth in minutes played (3,275).

**MIAMI'S INDIVIDUAL STAT RANKINGS IN ACC GAMES**

Through games as of Feb. 5, three Hurricanes are ranked in ACC stats (conference games only), including Bruce Brown, Kamari Murphy and Davon Reed.

**Bruce Brown**

Steals - 5th - 1.7/g

**Kamari Murphy**

Off. Rebounds -3rd - 3.1 Rebounding -7th - 8.0/g

**Davon Reed**

Minutes Played - 6th - 36.4/g Scoring - 11th - 17.7/g

3-Point FG Made - T3rd - 3.0 FT% - T7th - 83.3

**LUCKY SEVENS FROM LONG RANGE**

Miami has made at least seven shots from long range in 117 of Larrañaga's 197 games at UM. The Canes are 91-26 when making at least seven from 3-point range. This season, Miami is 9-3 when hitting seven from deep. 2015-16: 17-3; 2014-15: 18-5; 2013-14: 9-6; 2012-13: 19-3; 2011-12: 19-6.

**COACH L AGAINST THE ACC**

In Larrañaga's six seasons in the ACC, Miami has at least a .500 record against 11 league opponents.

UM has a .500 record or better at home against 13 teams, and on the road against nine ACC squads.

The Hurricanes have won a road game against all but three league opponents: Virginia (0-3), Wake Forest (0-3) and Louisville (0-1).

	Overall	Home	Away	Neutral
Boston College	10-0	5-0	4-0	1-0
Clemson	4-2	3-0	1-2	--
Duke	4-3	2-1	2-2	--
Florida State	7-5	4-2	3-2	0-1
Georgia Tech	5-2	0-2	5-0	--
Louisville	1-2	1-1	0-1	--
North Carolina	5-4	2-2	2-2	1-0
NC State	6-5	2-2	3-2	1-1
Notre Dame	3-3	2-1	1-1	0-1
Pittsburgh	3-1	1-1	2-0	--
Syracuse	2-3	1-1	1-2	--
Virginia	2-5	2-1	0-3	0-1
Virginia Tech	9-3	4-1	2-2	3-0
Wake Forest	3-3	3-0	0-3	--



### SELLING OUT THE WATSCO CENTER

In just his fifth season in Coral Gables, Jim Larrañaga and Miami SOLD OUT the season ticket allotment for all home games last year at the Watsco Center. It was the first time in Miami athletics history a team sold out their season. And now, the arena is sold out in back-to-back seasons.

For two straight years, fans have bought over 5,500 season tickets, more than doubling the total number of season tickets sold in Larrañaga's first season in Coral Gables. When Coach L began his reign in Miami, fans bought 2,251 season tickets for the 2011-12 campaign. After a record-breaking season on the court in 2012-13, season tickets peaked at 3,674 for 2013-14, prior to this year's 5,750 mark.

#### Season Tickets per Year

2016-17: 5,750	2015-16: 5,500	2014-15: 3,427
2013-14: 3,674	2012-13: 2,372	2011-12: 2,251

### FIRSTS UNDER JIM LARRAÑAGA AT MIAMI

First game: Nov. 11, 2011 vs. Tennessee Tech. W, 69-58.  
 First starting lineup: Malcolm Grant, Durand Scott, Garrius Adams, Erik Swoope, Kenny Kadji.  
 First opening tip: Miami - Kenny Kadji.  
 First UM FG: 18:38, Durand Scott, 3-pointer.  
 First lead: 18:38, 3-0.  
 First halftime score: Tennessee Tech 32, Miami 27.  
 First win: Nov. 11, 2011. Miami 69, Tennessee Tech 58.  
 Attendance at first game: 3,600.  
 First loss: Nov. 25, 2011 at Ole Miss, 64-61 (OT).  
 First road win: Dec. 22, 2011 at Charlotte, 76-61.  
 First ACC game: Jan. 7, 2012 at Virginia, L, 52-51.  
 First ACC win: Jan. 18, 2012 vs. Clemson, 76-73.  
 First ACC regular season title: 2012-13.  
 First NIT championship game: April 2, 2015.

### JIM LARRAÑAGA = PROGRAM CHANGER

#### In Coach L's Five Seasons at Miami ...

- ACC regular season & tournament championships
- .674 winning percentage
- Four 20-win seasons in five years
- Four postseason appearances with nine victories
- 15 ACC wins in 2013
- One All-American

#### Seven Seasons before Coach L at UM ...

- .561 winning percentage
- Best conference finish was fifth place
- One NCAA Tournament appearance
- Most ACC wins in a season was eight

#### In Coach L's 14 Seasons at George Mason ...

- .626 winning percentage
- 13 straight winning seasons
- A Final Four appearance
- Five trips to the NCAA Tournament
- Nine postseason appearances
- First national ranking
- First appearance in top 10
- First wins over top 10 teams
- Winningest coach in league history

#### Seven Seasons before Coach L at GMU...

- .340 winning percentage
- Seven straight losing seasons
- Zero postseason appearances
- Worst team in the CAA

### SEBASTIAN THE IBIS



In 1926, the University of Miami adopted the Ibis as the official mascot for the University's athletic teams. Representing the leadership, courage, knowledge, strength and speed characteristics that our student-athletes portray. As the clouds become dark and a hurricane approaches, folklore maintains that other birds look to the Ibis for leadership. The Ibis uses its instinct to detect danger. It is the last sign of wildlife to take shelter before a hurricane hits, giving warning that danger is imminent. As the storm passes the Ibis is the first to reappear, a sign that clear skies are approaching.

### QUICK HITS - TEAM

Miami has made six-or-more shots from three in every ACC game but one (FSU), after doing so in only eight of 12 non-conference outings.

For the season, the Canes have shot better than 45 percent in 14 games, and five times in ACC play.

UM's defense has held opponents to shoot less than 30 percent from downtown in 10 games (three in ACC).

Miami has forced double-digit turnovers in 17 outings.

Miami has outrebounded all but five of its opponents - Stanford (-4), GWU (-1), Syracuse (-4), Wake Forest (-2) and Florida State (-1).

Twelve of Miami's 15 victories are by a double-digit margin. The only single-digit margin games were +1 vs. Boston College and +8 vs. GW.

### WHAT'S TRENDING, INDIVIDUALLY

Freshman guard Bruce Brown has scored in double digits in five of the last seven outings, including his 30 points against UNC. He has grabbed at least four rebounds in 20 of 22 games, has eight-or-more in seven outings and pulled down double-digit boards in two contests. He has at least two assists in 16 contests, with five-plus in nine outings.

Freshman Dewan Huell has scored in nine straight games and has a rebound in seven straight outings.

Sophomore Ebuka Izundu has multiple rebounds in all but two games this season.

Sophomore guard Anthony Lawrence, Jr., has swiped at least one steal in each game but eight, and had three-or-more in five outings. He has five-plus rebounds in eight of the last 15 outings. He has hit a 3-pointer in 13 games.

Redshirt senior forward Kamari Murphy has recorded a pair of double-doubles (vs. Wofford, vs. NC State). He has pulled down double-digit boards in seven outings. He has a block in six of the last nine games.

Junior point guard Ja'Quan Newton has recorded five 20-point games this season. He has scored 11-plus points in every game but three (WFU-9, FAU-8, Syracuse-8). Newton has three steals in a trio of games and has dished out three-or-more assists in 14 outings. He has made at least one free throw in every game but two (GW and Pitt).

Senior guard Davon Reed has scored in double digits 19 times this season, including 17 of the last 18 games. He has scored 20-plus in five outings this season. He has grabbed five-plus rebounds in 10 games. Reed has hit at least one shot from long range in every game, with multiple threes in 16 contests, led by seven at NC State and five against Duke and FAU. He has multiple threes in 12 of the last 14 games. He has three-plus assists in 10 games.

Freshman DJ Vasiljevic has drained three-or-more shots from 3-point range in five games and has hit a three in all but five outings (Florida, Rutgers, FAU, Duke, NC State).

### BROWN NOTCHES 30 POINTS IN WIN OVER NO. 9/6 UNC

Freshman guard Bruce Brown scored 30 points in Miami's win over No. 9/6 North Carolina, added to his five assists, four rebounds, two blocks and a pair of steals. He was 8-of-11 from the field, 4-of-6 from three and 10-of-13 at the line in his 34 minutes on the hardwood against the Tar Heels.

He continues to re-write the Miami freshman record book, becoming UM's first rookie since joining the ACC in 2004-05 to record 30 points. The previous freshman high was 29 points by Durand Scott at UNC on March 2, 2010. Brown also set Miami's freshman game record (since 2004-05) for free throws made (10) and free throw attempts (13).

Brown is the first Miami player to score more than 30 points in a game since Sheldon McClellan had 31 at Charlotte in 2014.

Prior to his 30 against UNC, Brown's previous high was 17 twice, at Pitt and vs. NC State. The 30-point effort was Brown's first game in which he led the team in scoring. Earlier this season, Brown recorded a triple-double, just the second occurrence in Miami's program history.

### FRESHMAN RECORDS - GAME - SINCE 2004-05

<b>Points</b>	
30	Bruce Brown vs. North Carolina 01/28/17
29	Durand Scott at North Carolina 03/02/10
<b>Field Goals Made</b>	
11	Durand Scott at North Carolina 03/02/10
<b>Field Goal Attempts</b>	
18	2x, last Dwayne Collins at Boston College 01/16/07
<b>Field Goal Pct, min. 7 made</b>	
1.000 (8-8)	Reggie Johnson vs. Wake Forest 03/11/10
<b>3-Point Field Goals Made</b>	
6	2x, last DJ Vasiljevic at Syracuse 01/04/17
<b>3-Point FG Attempts</b>	
12	Denis Clemente at Temple 11/27/05
<b>3-Pt FG Pct, min. 4 made</b>	
1.000 (5-5)	James Palmer at Virginia Tech 03/07/15
<b>Free Throws Made</b>	
10	Bruce Brown vs. North Carolina 01/18/17
8	3x, last Shane Larkin vs. Florida State 02/26/12
<b>Free Throw Attempts</b>	
13	Bruce Brown vs. North Carolina 01/18/17
10	4x, last Reggie Johnson vs. Duke 03/13/10
<b>FT Pct, min. 8 made</b>	
.800 (8-10)	2x, last Reggie Johnson vs. Duke 03/13/10
<b>Rebounds</b>	
14	Dwayne Collins vs. Virginia 02/21/07
<b>Assists</b>	
10	Bruce Brown vs. SC State 12/06/16
10	Durand Scott vs. NC Central 11/14/09
<b>Steals</b>	
6	2x, last Shane Larkin at North Carolina 01/10/12
<b>Blocked Shots</b>	
5	Dwayne Collins vs. Mississippi St. 12/11/06
<b>Minutes</b>	
41	Shane Larkin vs. Maryland 02/01/12

### CAREER TRIPLE-DOUBLES

#### Bruce Brown

11p 11r 10a vs. SC State, 12-6-16

### CAREER DOUBLE-DOUBLES

#### Bruce Brown

11p 11r 10a vs. SC State, 12-6-16  
14p 12r vs. George Washington, 12-22-16

#### Kamari Murphy

11p 10r vs. NC State, 12-31-16 ACC  
14p 10r vs. Wofford, 12-3-16  
11p 13r vs. Buffalo, 3-17-16 NCAA T  
10p 10r at Texas (at OSU)

#### Davon Reed

10p 12r vs. Buffalo, 3-17-16 NCAA T  
10p 12r at Richmond, 3-24-15 NIT

### CAREER 30-POINT GAMES

#### Bruce Brown

30 vs. North Carolina, 1-28-17 ACC

### CAREER 20-PLUS POINT GAMES

#### Bruce Brown

30 vs. North Carolina, 1-28-17 ACC

#### Ja'Quan Newton

23 vs. Boston College, 1-27-17 ACC  
22 vs. Columbia, 12-28-16  
21 vs. NC State, 12-31-16 ACC  
21 vs. #21/22 Iowa State, 11-25-16  
20 vs. Stanford, 11-24-16  
20 vs. Charleston, 12-19-15

#### Davon Reed

26 at NC State, 2-4-17 ACC  
24 at Wake Forest, 1-18-17 ACC  
21 vs. Notre Dame, 1-12-17 ACC  
21 vs. FAU, 12-16-16  
21 vs. Virginia, 2-22-16 ACC  
20 vs. NC State, 12-31-16 ACC





### MIAMI BOASTS THREE TOP 15 WINNINGEST COACHES

Miami is the only FBS school with head coaches in football, men's basketball and baseball that rank among the 15 winningest active coaches in their respective sports. Basketball coach Jim Larrañaga is No. 14 with 601 wins, football coach Mark Richt is No. 10 with 154 victories and baseball coach Jim Morris is third with 1,535 games won.

### COACHING COORDINATORS FOR MIAMI

Miami's assistant coaching staff is set up in a coordinator system, with Jamal Brunt as the offensive coordinator, Chris Caputo manning the defense and Adam Fisher handling the scout for every opponent. James Johnson is the dean of discipline.

### LARRAÑAGA WINS 600TH CAREER GAME

Coach Jim Larrañaga won his 600th career game at Pittsburgh on Jan. 14. In 33 seasons as a head coach, Larrañaga's 600 wins place him at 47th in all-time NCAA victories and 14th among active coaches (as of games through Jan. 12). Of those 14, five are in the Naismith Memorial Basketball Hall of Fame, including four from the Atlantic Coast Conference. In his career, Coach L has won 27 games at American International, 170 at Bowling Green, 273 at George Mason and 130 at Miami. He is one of 15 coaches all-time with 100 or more wins at three D-I schools, four of whom are actively coaching.

He is also 11th among active coaches in total games coached (997) and ninth in most seasons coached (33).

### MILESTONES FOR THE CANES

**600 Victories** - Coach Larrañaga recorded his 600th career win on Jan. 14 at Pitt. With 600 wins, he is one of five ACC coaches with 600 victories, and the other four men are in the Basketball Hall of Fame.

**1,000 Games** - Coach Larrañaga opened the 2016-17 season just 21 shy of 1,000 career games coached. Miami's 21st game of the season was vs. Florida State on Feb. 1. Prior to Miami, he coached 53 games at American International, 314 at Bowling Green and 437 at George Mason.

**100 Blocks** - With one swat against Syracuse, redshirt senior Kamari Murphy recorded his 100th career block. He had 61 at Oklahoma State before coming to Miami as a junior.

**1,000 Points** - In his 109th game at The U, senior guard Davon Reed scored 17 points against George Washington, solidifying his name in Miami's 1,000-point club. He is the 37th Hurricane to score 1,000 points.

**100 Games** - Seniors Kamari Murphy and Davon Reed

each played in their 100th career game at North Florida on Nov. 16, 2016. Murphy, a redshirt senior, played in 66 games at Oklahoma State before coming to Miami as a junior. All of Reed's games are at UM.

**1,000 Program Wins** - With a 78-67 win over Columbia on Dec. 28, 2016, the University of Miami men's basketball program earned its 1,000th program victory. Current Coach Jim Larrañaga has helped UM to both its 900th victory, a 73-58 win over Hawaii on Dec. 22, 2012, and the 1,000th win, over Columbia.

### ROOKIE MCCLELLAN SIGNS WITH WIZARDS

In June, former Cane Sheldon McClellan signed a partially guaranteed contract with the Washington Wizards, and on the NBA's opening day, the NBA rookie played in his first professional game. The contract of McClellan became fully guaranteed for the Wizards in January, locking in the undrafted rookie for the rest of the season.

McClellan made his first NBA start on Nov. 12 vs. Chicago, in just his fifth professional game played. Against the Bulls, he scored 15 points in 35 minutes played. "Mac" is averaging 3.5 points per game and hitting 38.6 percent from the field in his 11.5 minutes per game.

### 2017-18 ROSTER WILL HAVE SIX TOP-100 RECRUITS

Miami has signed three ESPN Top 100 recruits for the class of 2017, including No. 18 Lonnie Walker from Reading, Pa., No. 46 Chris Lykes from Bowie, Md., and No. 92 Deng Gak from Blairstown, N.J.

The 2017 trio will join current ESPN Top 100 Hurricanes Bruce Brown (No. 26 in 2016), Dewan Huell (No. 28 in 2016) and Ja'Quan Newton (No. 58 in 2014) in the fall of 2017. In just six seasons at The U, Larrañaga has recruited six of Miami's 11 ESPN Top 100 players since 2007.

### ESPN Top 100 Players on 2017-18 Roster

*18 Lonnie Walker - 2017*      *26 Bruce Brown - 2016*  
*46 Chris Lykes - 2017*      *28 Dewan Huell - 2016*  
*92 Deng Gak - 2017*      *58 Ja'Quan Newton - 2014*

### Miami's ESPN Top 100 Players, Since 2007

*18 Lonnie Walker - 2017*      *53 Edwin Rios - 2007*  
*26 Bruce Brown - 2016*      *58 Ja'Quan Newton - 2014*  
*28 Dewan Huell - 2016*      *83 Garrius Adams - 2009*  
*28 DeQuan Jones - 2008*      *88 Donnavan Kirk - 2009*  
*43 Durand Scott - 2009*      *92 Deng Gak - 2017*  
*46 Chris Lykes - 2017*

- Recruits under Coach L are in italics

### CANES HOOPS PLAYERS IN THE NFL

Two former Hurricane basketball student-athletes made moves in the NFL this season. Jimmy Graham played his second season with the Seattle Seahawks and Erik Swoope played his first season with the Indianapolis Colts after being on the practice squad for two years. Graham, who played one season of football at Miami, recorded 923 yards and six touchdowns on 65 receptions for the Seahawks this season. Swoope, who never played organized football prior to his NFL career, tallied 297 yards and one touchdown from 15 receptions in his first season on an active roster in the pros.

### CANES VS. OPPONENT IN NATIONAL STATS (as of 2/5)

Category	Miami Rank	Actual	VT	Actual
Fewest Fouls	11	351	22	369
Personal Fouls Per Game	18	16.0	42	16.8
Rebound Margin	23	6.7	249	-1.3
Scoring Defense	32	64.0	207	73.3
FG Percentage Defense	48	40.8	197	44.1
Off. Rebounds Per Game	52	12.36	326	7.91
Scoring Margin	54	8.6	91	6.4
Won-Lost Percentage	65	68.2	51	72.7
Total Rebounds Per Game	73	38.05	288	33.77
Blocked Shots Per Game	79	4.2	223	3.0
3-Point FG Percentage	81	37.2	48	38.3
Field-Goal Percentage	92	46.2	21	48.7
Three Pt FG Defense	94	33.1	147	34.2
Total Blocks (346 ranked)	97	93	239	65
Fewest Turnovers	119	295	48	268
Steals Per Game	129	6.6	334	4.4
Free-Throw Percentage	140	70.9	145	70.7
Def. Rebounds per Game	157	25.68	145	25.86
Total Steals	170	146	334	96
Total Rebounds	182	837	313	743
Turnovers Per Game	183	13.4	81	12.2
Scoring Offense	206	72.6	50	79.7
3-Point FG Per Game	240	6.7	93	8.4
Turnover Margin	241	-1.0	154	0.5
Turnovers Forced	254	12.45	238	12.64
Free Throws Made	260	302	123	353
Total 3-point FGM	263	147	123	184
Assist Turnover Ratio	266	0.89	50	1.26
Assists Per Game	272	12.0	76	15.3
Free Throw Attempts	278	426	144	499
Total Assists	298	264	123	337
3-pt Field Goal Attempts	307	395	186	480

### NON-CONFERENCE 2016-17

### 10-2 OVERALL

### 7-0 HOME

### 1-0 ROAD

### 2-2 NEUTRAL

#	Player	gp-gs	min	avg	Total			3-Point		F-Throw		Rebounds								pts	avg		
					fg-fga	fg%	3fg-fga	3fg%	ft-fta	ft%	off	def	tot	avq	pf	dq	a	to	blk			stl	
00	Ja'Quan Newton	12-12	382	31.8	69-139	.496	6-18	.333	40-55	.727	10	34	44	3.7	16	0	50	39	1	16	184	15.3	
05	Davon Reed	12-12	397	33.1	55-124	.444	27-67	.403	33-41	.805	7	43	50	4.2	13	0	23	23	6	17	170	14.2	
11	Bruce Brown	12-8	354	29.5	43-99	.434	8-29	.276	32-43	.744	23	64	87	7.3	27	1	39	22	5	19	126	10.5	
20	Dewan Huell	12-6	248	20.7	39-75	.520	0-0	.000	15-19	.789	25	33	58	4.8	28	0	2	12	11	5	93	7.8	
03	Anthony Lawrence	12-6	293	24.4	28-61	.459	11-29	.379	18-26	.692	9	42	51	4.3	30	1	15	21	9	21	85	7.1	
21	Kamari Murphy	12-12	324	27.0	34-68	.500	0-1	.000	16-27	.593	32	61	93	7.8	29	1	7	25	8	3	84	7.0	
04	DJ Vasiljevic	12-0	219	18.3	26-68	.382	21-53	.396	7-7	1.000	3	12	15	1.3	19	0	8	5	1	4	80	6.7	
15	Ebuka Izundu	11-4	125	11.4	22-32	.688	0-0	.000	16-19	.842	18	16	34	3.1	23	0	2	14	12	4	60	5.5	
14	Rodney Miller	7-0	38	5.4	4-7	.571	0-0	.000	3-7	.429	3	4	7	1.0	5	0	0	1	0	0	11	1.6	
02	Mike Robinson	3-0	11	3.7	0-4	.000	0-3	.000	1-2	.500	1	0	1	0.3	1	0	0	1	0	1	1	0.3	
35	Chris Stowell	3-0	9	3.0	0-1	.000	0-1	.000	0-0	.000	0	2	2	0.7	0	0	0	0	0	0	0	0.0	
Team													18	22	40								
Total.....		12	2400		320-678	.472	73-201	.363	181-246	.736	149	333	482	40.2	191	3	146	164	53	90	894	74.5	
Opponents.....		12	2400		260-699	.372	63-223	.283	120-166	.723	131	251	382	31.8	222	2	123	159	40	81	703	58.6	



### LARRAÑAGA CONTRACT EXTENDED THROUGH 2022

The University of Miami extended Coach Jim Larrañaga's contract through May 31, 2022, Director of Athletics Blake James announced in September 2014. Larrañaga first signed a five-year contract in April 2011, then was granted a three-year extension in 2012.

### LARRAÑAGA AND CAPUTO TOGETHER 15 YEARS

This season head coach Jim Larrañaga and associate head coach Chris Caputo begin their 15th season on sidelines together, dating back to their time at George Mason University. Caputo started on Coach L's staff as the video coordinator for the 2002-03 season, and along the way, the native of Elmhurst, N.Y., was an assistant coach and is now the associate head coach for the Hurricanes. Caputo helped the 2006 GMU team to the NCAA Final Four and has made five total NCAA Tournament appearances with Larrañaga. Both Caputo and Larrañaga attended Archbishop Molloy High School (N.Y.) and played for legendary head coach Jack Curran.

### LARRAÑAGA GRADUATES CANES

All four Hurricane seniors graduated from Miami following the 2015-16 campaign. In May 2015 Sheldon McClellan earned his bachelor of liberal arts degree and in December Angel Rodriguez earned his bachelor's of education degree with a major in sports administration and a minor in sociology, the same degree Ivan Cruz Uceda and Tonye Jekiri both completed in May. Now all four men are playing professional basketball, with McClellan in the NBA (Wizards) and Rodriguez (France), Jekiri (Turkey) and Cruz Uceda (Spain) all overseas.

### THROWBACK UNIFORMS VS. NOTRE DAME

In the game against Notre Dame, Miami wore throwback adidas uniforms replicating those worn in the final three seasons before the team was disbanded from 1971-1985. The cream-colored uniforms with vertical green stripes were worn by players such as All-American Don Curnutt and 1,000-point scorers Willie Allen and Rusty Parker.

### REED NAMED A SENIOR CLASS AWARD CANDIDATE

Senior guard Davon Reed was one of 60 NCAA men's and women's basketball student-athletes who were selected as candidates for the 2016-17 Senior CLASS Award, honoring those players who excel both on and off the court. To be eligible for the Senior CLASS Award, a student-athlete must have notable achievements in four areas of excellence: Community, classroom, character and competition.

### "MATCH MARCUS" CAMPAIGN

Miami Athletics, in partnership with Miami native and the star of CNBC show "The Profit", Marcus Lemonis, have announced the 'Match Marcus' fundraising campaign for student-athlete excellence. The 'Match Marcus' campaign challenges the University of Miami community and Canes fans to raise a total of \$2 million to support UM student-athletes in their pursuit of excellence. For every donation to the campaign, Lemonis will match half of the total - resulting in up to a \$1 million gift from Lemonis.

### WAARDENBURG ADDED TO CANES SQUAD

New Zealand native Sam Waardenburg has signed a grant-in-aid agreement with the University of Miami men's basketball team. Waardenburg, a forward from Henderson, New Zealand, has joined and is practicing with the team, but is expected to begin competition with the Hurricanes for the 2017-18 season.

### BROWN RECORDS PROGRAM'S SECOND TRIPLE-DOUBLE

Freshman guard Bruce Brown recorded a triple-double with 11 points, 11 rebounds and 10 assists against South Carolina State on Dec. 6. It was the second triple-double in program history at Miami, the 11th in the NCAA this season, fourth by a Power 6 player, second by a freshman (De'Aaron Fox, Kentucky) and the 23rd in ACC history.

In 2004, Miami's Anthony King recorded the school's first triple-double with 11 points, a school-record 13 blocks and 10 rebounds against FAU.

### REED NOMINATED FOR GOOD WORKS TEAM

Senior Davon Reed has been nominated for the Allstate NABC Good Works Team, the National Association of Basketball Coaches and Allstate Insurance Company announced Nov. 30. For three years he has served as an elementary school pen pal, writing letters to local students, promoting the importance of academics while striving for professional dreams, in any field of work. Reed has also volunteered in the community at the Miami Rescue Mission Homeless Shelter.

### BROWN TABBED ACC FRESHMAN OF THE WEEK

Guard Bruce Brown was recognized as the ACC Freshman of the Week Dec. 5. Brown, a 6-foot-5 guard from Boston, averaged 11.5 points, 7.0 rebounds, 1.5 steals and 1.5 assists per game in a pair of wins over Rutgers and Wofford that week. He hit 70 percent (7-10) of his shots from the field, 50 percent (2-4) from long range and connected on all seven of his attempts from the foul line.

### MURPHY NAMED HOOPBALL INVITATIONAL MVP

Senior forward Kamari Murphy notched his third-career double-double with a career-high 14 points and 10 rebounds against Wofford, earning him MVP honors for the game. Murphy was 5-10 from the field and 4-4 at the free throw line. He also tallied one block for the Canes.

### GRADUATION RATE ABOVE NATIONAL AVERAGE

UM student-athletes posted a Graduation Success Rate (GSR) of 90 percent, the NCAA announced in November. The figures released by the NCAA show that the Hurricanes are above the national average of 84 percent. Miami's GSR rate is tied for 15th among Football Bowl Subdivision (FBS) institutions. The men's basketball team posted a GSR score of 91 percent, which is above the national average, and is tied for 18th among FBS schools.

### MIAMI IN 2017 DIAMOND HEAD CLASSIC

Miami will join Akron, Davidson, Middle Tennessee, New Mexico State, USC, Utah State and Hawai'i in the Hawaiian Airlines Diamond Head Classic, which will be played Dec. 22, 23 and 25, 2017 at the Stan Sheriff Center in Honolulu.

### REED TABBED TO NABC HONORS COURT

Senior Davon Reed was tabbed to the National Association of Basketball Coaches (NABC) 2015-16 NABC Honors Court, recognizing those student-athletes who excelled in academics during the past season.

### 2016-17 STARTERS BY GAME

WCU	Newton	Lawrence	Reed	Izundu	Murphy
UNF	Newton	Lawrence	Reed	Izundu	Murphy
Penn	Newton	Brown	Reed	Lawrence	Murphy
Stanford	Newton	Lawrence	Reed	Izundu	Murphy
Iowa St.	Newton	Lawrence	Reed	Izundu	Murphy
Florida	Newton	Brown	Reed	Lawrence	Murphy
Rutgers	Newton	Brown	Reed	Huell	Murphy
Wofford	Newton	Brown	Reed	Huell	Murphy
SC State	Newton	Brown	Reed	Huell	Murphy
FAU	Newton	Brown	Reed	Huell	Murphy
GWU	Newton	Brown	Reed	Huell	Murphy
Columbia	Newton	Brown	Reed	Huell	Murphy
NC State	Newton	Brown	Reed	Huell	Murphy
Syracuse	Newton	Brown	Reed	Huell	Murphy
ND	Newton	Brown	Reed	Huell	Murphy
Pitt	Newton	Brown	Reed	Huell	Murphy
WFU	Newton	Brown	Reed	Huell	Murphy
Duke	Newton	Brown	Reed	Huell	Murphy
BC	Newton	Brown	Reed	Lawrence	Murphy
UNC	Newton	Brown	Reed	Lawrence	Murphy
FSU	Newton	Brown	Reed	Lawrence	Murphy
NCST	Newton	Brown	Reed	Huell	Murphy

### RECORD BY STARTING LINEUP

Newton, Brown, Reed, Huell, Murphy	9-4
Newton, Brown, Reed, Lawrence, Murphy	3-2
Newton, Reed, Lawrence, Murphy, Izundu	3-1

MIAMI INDIVIDUAL HIGHS	
Points	30, Bruce Brown, vs. North Carolina, 1/28
Field Goals Made	9 (3x), last Davon Reed, at NC State, 2/4
Field Goal Attempts	17 (3x), last Davon Reed, at NC State, 2/4
3-Point FG Made	7, Davon Reed, at NC State, 2/4
3-Point FG Attempts	12, DJ Vasiljevic, at Syracuse, 1/4
Free Throws Made	10, Bruce Brown, vs. North Carolina, 1/28
Free Throw Attempts	13, Bruce Brown, vs. North Carolina, 1/28
Rebounds	15, Kamari Murphy, at Duke, 1/21
Assists	12 (2x), last Bruce Brown, vs. George Washington, 12/22
Blocks	3 (9x), Last by Davon Reed, vs. Boston College, 1/25

OPPONENT INDIVIDUAL HIGHS	
Points	31, Dennis Smith Jr., at NC State, 2/4
Field Goals Made	10, Dennis Smith Jr., at NC State, 2/4
Field Goal Attempts	18, Jerome Robinson, vs. Boston College, 1/25
3-Point FG Made	5, Dennis Smith Jr., at NC State, 2/4
3-Point FG Attempts	10, Justin Jackson, vs. North Carolina, 1/28
Free Throws Made	9, John Collins, at Wake Forest, 1/18
Free Throw Attempts	10, Kasey Hill, vs. Florida, 11/27
Rebounds	12, Amile Jefferson, at Duke, 1/21
Assists	10, John Gillon, at Syracuse, 1/4
Blocks	5, Omer Yurtseven, at NC State, 2/4

MIAMI HIGHS	
Points	94, at North Florida, 11/16
Points/Half	51 (2nd), vs. Western Carolina, 11/11
Field Goals Made	37, at North Florida, 11/16
Field Goal Att.	68, at North Florida, 11/16
Field Goal Pct.	55.6, at Pittsburgh, 1/14
3-Point FG Made	11 (2x), last at NC State, 2/4
3-Point FG Att.	26, at Syracuse, 1/4
Free Throws Made	24 (2x), vs. North Carolina, 1/28
Free Throw Att.	36, vs. Western Carolina, 11/11
Rebounds	52, vs. Western Carolina, 11/11
Assists	24, vs. South Carolina State, 12/6
Steals	11, vs. Penn, 11/19
Blocks	12, vs. Notre Dame, 1/12
Turnovers	20, vs. Columbia, 12/28
Bench Points	39, at North Florida, 11/16
Victory Margin	49, vs. Western Carolina, 11/11

OPPONENT HIGHS	
Points	96, at Wake Forest, 1/18
Points/Half	55 (2nd), vs. Boston College, 1/25
Field Goals Made	30, at Wake Forest, 1/18
Field Goal Att.	67 (2x), last vs. Notre Dame, 1/12
Field Goal Pct.	57.7, at Wake Forest, 1/18
3-Point FG Made	11, at NC State, 2/4
3-Point FG Att.	33, vs. Western Carolina, 11/11
Free Throws Made	27, at Wake Forest, 1/18
Free Throw Att.	33, at Wake Forest, 1/18
Rebounds	38, vs. Notre Dame, 1/12
Assists	18, vs. Columbia, 12/28
Steals	11, vs. Florida State, 2/1
Blocks	11 (2x), at NC State, 2/4
Turnovers	21, vs. Penn, 11/19
Bench Points	35, at North Florida, 11/16
Victory Margin	18, vs. Florida State, 2/1

MIAMI LOWS	
Points	55, at Syracuse, 1/4
Points/Half	22 (2nd half), at Duke, 1/21
Field Goals Made	18, vs. Iowa State, 11/25
Field Goal Att.	42, vs. Florida State, 2/1
Field Goal Pct.	36.0, vs. Iowa State, 11/25
3-Point FG Made	2 (2x), last vs. Florida State, 2/1
3-Point FG Att.	11, vs. Florida State, 2/1
Free Throws Made	2 (2x), last at Pittsburgh, 1/14
Free Throw Att.	3, at Pittsburgh, 1/14
Rebounds	26 (2x), last vs. Florida State, 2/1
Assists	5, vs. Florida State, 2/1
Steals	3 (2x), at Wake Forest, 1/18
Blocks	1 (2x), last vs. Florida State, 2/1
Turnovers	6, vs. George Washington, 12/22
Bench Points	0, at Duke, 1/21
Victory Margin	1, vs. Boston College, 1/25

OPPONENT LOWS	
Points	43, vs. Western Carolina, 11/11
Points/Half	14 (1st), vs. South Carolina State, 12/6
Field Goals Made	17, vs. Western Carolina, 11/11
Field Goal Att.	44, at Syracuse, 1/4
Field Goal Pct.	25.4, vs. Western Carolina, 11/11
3-Point FG Made	3 (4x), last vs. FAU, 12/16
3-Point FG Att.	9, vs. Florida, 11/27
Free Throws Made	2, vs. Western Carolina, 11/11
Free Throw Att.	3, vs. Western Carolina, 11/11
Rebounds	21, at NC State, 2/4
Assists	6, vs. South Carolina State, 12/6
Steals	2 (2x), last vs. North Carolina, 1/28
Blocks	1 (5x), last at Pittsburgh, 1/14
Turnovers	6, vs. Notre Dame, 1/12
Bench Points	2, at NC State, 2/4
Victory Margin	5, vs. Notre Dame, 1/12





### LARRAÑAĞA TAPPED INTO IRON ARROW

Coach Jim Larrañağa has been tapped into the Iron Arrow Honor Society, the highest honor one can attain at UM. Women's head coach Katie Meier and Golden Cane Sandy Nusbaum tapped Larrañağa and Deputy AD Tony Hernandez presented Coach L with his Iron Arrow jacket.

### LARRAÑAĞA ONE OF THE BEST

All stats below are prior to the 2016-17 season.

Among active coaches, Jim Larrañağa is the 11th-winningest coach in the country at major schools with 588 victories, and is ranked No. 42 on the list of all-time winningest coaches at major schools. Among the seven ACC coaches with five-plus years in the league, in their first five years at their current school, Coach L is second in overall wins (118), overall winning percentage (.674), ACC victories (54), winning percentage in ACC games only (.614). Among all-time ACC coaches (includes only seasons coaching at ACC schools during years as ACC member), Coach L is ranked No. 25 all-time in ACC wins and No. 29 all-time in overall wins, in just five years in the league. He is ninth all-time in winning percentage in ACC games only (.614).

### HURRICANES MAKE D-I ATHLETICS HISTORY

Miami was the only school in NCAA Division I athletics to have its football team play in a bowl game, men's and women's basketball teams reach the NCAA tournament and baseball team advance to the College World Series during the 2015-16 academic year.

### NAVY SEALS TRAINING

The Miami basketball team went through a two-day training session with the Navy Seals on the UM campus in late August. The team worked out on both the land and in the swimming pool. Check out the highlight video here: [https://youtu.be/VCZ\\_9t2FVRO](https://youtu.be/VCZ_9t2FVRO).

### RECRUITING THE STATE OF MIAMI

Coach Jim Larrañağa has put great emphasis on recruiting the "state of Miami." UM's recruits from Florida in the past five years include Shane Larkin (Orlando), Tonye Jekiri (Hialeah), Angel Rodriguez (Miami), Joe Thomas (Miami), Anthony Lawrence (St. Petersburg), Dewan Huell (Miami).

### BASKETBALL FACILITY UNDERGOING \$1.7 MILLION RENOVATION

In addition to the arena being renamed the Watso Center, the University of Miami basketball facility is undergoing a \$1.7 million renovation. The project, which includes work on areas used by both the men's and women's programs, will feature upgrades to the locker rooms, student-athlete lounges, office spaces, weight room and practice facility hallways. The project is being split into two phases, with the second set to begin following the 2016-17 season.

The coaches' offices and hallways of the facility will feature highlights from great moments in Miami basketball history, as well as photos of select stars from both the men's and women's teams. Also on display will be large-scale images of UM's ProCanes, as well as the newest Miami adidas gear. The players' lounge will feature a gaming center complete with couches and televisions. The walls of the practice facility will showcase photos of celebrity Canes fans throwing up the U. Student-athletes will have custom lockers and the sound system in the locker room, lounges and coaches' offices will be upgraded.

### MIAMI ANNOUNCES THE WATSCO CENTER

In October, the University of Miami announced the naming of its multi-purpose entertainment facility as the Watsco Center. Watsco, Inc., based in Miami, is traded on the New York Stock Exchange and is the largest distributor of air conditioning, heating and refrigeration products with annual sales of more than \$4 billion, 5,000 employees and 563 locations throughout North America. Watsco has provided funding to the University since the 1990s through its "Watsco's Kids" program, providing children in the community free access to performance arts, sports and other events at the University.

### ACC TELECONFERENCE

Miami head coach Jim Larrañağa and the league's 14 other coaches will be featured on a weekly teleconference each Monday during the 2016-17 basketball season from 10:30 a.m. to 1 p.m. Each coach will have 10 minutes to make an opening statement and answer questions. There will be an audio file available of each teleconference on the Conference's official website (theACC.com) each Monday afternoon. Media representatives wishing to participate in the teleconference should contact the ACC Communications Office or Amy LaBrie at Miami for the call-in number. Coach Larrañağa will be on the call at the following times each week: Feb. 13 - 12:10 p.m. Feb. 20 / 27 - Not on the call.

### MIAMI BASKETBALL – THE EARLY YEARS

The University of Miami basketball program was dormant for 14 years from 1971-1985. In 1983 Director of Athletics Sam Jankovich announced the resurrection of men's basketball at Miami, with the reinstatement vote by the UM Board of Trustees on Oct. 12, 1983. Head coach Bill Foster was hired March 21, 1984, adding assistants Clint Bryant, Seth Greenberg and Cesar Odio by July 1. On Oct. 15, 1984 the first men's basketball practice in 12 years was held on the patio in the center of campus, viewed by more than 200 students. Miami defeated The Citadel, 85-77, on Nov. 22, 1985, in the first game of the new era of UM basketball. Tim Harvey was the staff's first recruit, a 6-10, 240-pound center from Plainfield, N.J., who transferred from Georgia Tech.

### BECKNER NAMED ACC BASKETBALL LEGEND

Forward Wayne Beckner (1962-65) has been named Miami's 2017 ACC Basketball Legend. Beckner served as the Hurricanes' team captain for both the 1963-64 and 1964-65 seasons. The 6-foot-5-inch Flora, Ind., native finished his collegiate career with 960 points, 386 field goals made and 538 rebounds. Beckner was a career 83 percent free-throw shooter, and his Miami tenure included a game in which he connected on 18 field goal attempts (versus Tampa in 1965) and another in which he pulled down 24 rebounds (versus Rollins in 1963). Beckner averaged 18.3 points per game and 8.2 rebounds per game for the 1964-65 season, helping to lead the Hurricanes to a 22-4 record. Miami earned postseason appearances in the NIT in both Beckner's sophomore and junior seasons.

### MIAMI'S LARGEST IN 2016-17

	Non-Conference	ACC
Lead	57, WCU	28, at Pitt
Deficit	21, vs. #21/22 Iowa State	23, at Wake Forest
Margin of Victory	49, vs. WCU	26, at Pitt
Margin of Defeat	17, vs. #21/22 Iowa State	18, Florida State
Halftime Lead	28 (2x) last vs. SC State	17, vs. North Carolina
Halftime Deficit	6, vs. #21/22 Iowa State	14, at Wake Forest
Deficit in Win	4, vs. Penn	12, at NC State
Halftime Deficit in Win	--	9, at NC State
Lead in Loss	8, vs. Florida	12, at Duke
Halftime Lead in Loss	--	11, at Duke

### 2016-17 LED (TIED) THE TEAM IN ...

	Points	Rebounds	Assists	Steals	Blocks
Bruce Brown	2 (1)	4 (2)	7 (3)	3 (7)	1 (3)
Dewan Huell		1 (1)		(2)	8 (5)
Ebuka Izundu	1				1 (8)
Anthony Lawrence			(1)	4 (4)	1 (4)
Rodney Miller					(1)
Kamari Murphy		12 (3)		(1)	2 (4)
Ja'Quan Newton	7 (1)	1	8 (4)	3 (2)	
Davon Reed	9	1	1 (4)	4 (1)	2 (2)
DJ Vasiljevic	2			(2)	

Player	10+ pts	20+ pts	7+ rebs	2+ blks	4+ asts	3+ stls
Bruce Brown	14	1	9	3	9	4
Dewan Huell	5		5	2		
Ebuka Izundu	3		1	4		
Anthony Lawrence	6		2	2	1	5
Rodney Miller						
Kamari Murphy	3		14	4		
Ja'Quan Newton	19	5	2		10	3
Davon Reed	19	5	3	4	6	4
DJ Vasiljevic	5					

### AP TOP 25

Feb. 6, 2017

1 Gonzaga (59)	24-0	1,619
2 Villanova (6)	22-2	1,565
3 Kansas	20-3	1,446
4 Louisville	19-4	1,411
5 Oregon	21-3	1,263
6 Baylor	20-3	1,255
7 Wisconsin	20-3	1,232
8 North Carolina	21-4	1,145
9 Arizona	21-3	1,136
10 UCLA	21-3	1,115
11 Cincinnati	21-2	876
12 Virginia	17-5	875
13 West Virginia	18-5	861
14 Florida State	20-4	839
15 Kentucky	18-5	741
16 Purdue	19-5	537
17 Florida	18-5	530
18 Duke	18-5	514
19 South Carolina	19-4	493
20 Saint Mary's	21-2	468
21 Maryland	20-3	326
22 Butler	18-5	285
23 Creighton	20-4	207
24 Xavier	17-6	144
25 SMU	20-4	107

Wichita State 38, USC 35, Notre Dame 33, Northwestern 11, California 3, Iowa State 3, New Mexico State 3, Monmouth 3, WCU 3, Oklahoma State 1, Vermont 1, Kansas State 1

### USA TODAY COACHES POLL

Feb. 6, 2017

1 Gonzaga (28)	24-0	789
2 Villanova (4)	22-2	766
3 Kansas	20-3	685
4 Louisville	19-4	669
5 Wisconsin	20-3	627
6 Oregon	21-3	589
7 North Carolina	21-4	581
8 Baylor	20-3	574
9 UCLA	21-3	562
10 Arizona	21-3	552
11 Cincinnati	21-2	463
12 Kentucky	18-5	443
13 Virginia	17-5	385
14 West Virginia	18-5	349
15 Florida State	20-4	335
16 South Carolina	19-4	285
17 Florida	18-5	283
18 Purdue	19-5	257
19 Duke	18-5	253
20 Saint Mary's	21-2	248
21 Butler	18-5	162
22 Maryland	20-3	159
23 Creighton	20-4	90
24 Notre Dame	17-7	84
25 Xavier	17-6	75

SMU 41, USC 33, Northwestern 20, Wichita State 9, New Mexico State 7, Kansas State 7, Iowa State 5, Miami 4, UNC Wilmington 3, Akron 2, Oklahoma State 2, Dayton 1, Middle Tennessee 1



MIAMI'S RECORD WHEN... RECORD	2016-17		COACH L	
	ALL	ACC	AT UM	ACC
All games	15-7	5-5	133-64	59-39
Home	10-2	3-2	73-22	34-15
Away	3-3	2-3	39-29	25-24
Neutral	2-2	0-0	21-13	--
November	5-2	--	29-9	--
December	6-0	1-0	27-9	1-1
January	3-4	3-4	26-18	24-18
February	1-1	1-1	28-16	27-16
March	--	--	23-11	7-4
April	--	--	0-1	--
Vs. Top 10 opponents	1-0	1-0	6-11	5-8
Vs. Top 25 opponents (includes Top 10)	1-4	1-3	14-28	9-20
Vs. RV opponents (either or both polls)	1-1	--	11-3	4-0
Vs. teams over .500 on game day	7-6	4-5	83-56	42-33
Vs. teams under .500 on game day	6-0	1-0	33-6	13-5
Vs. teams at .500 on game day	1-0	--	15-1	4-0
While UM is in the Top 25	--	--	42-16	25-10
While UM is RV (only)	15-7	5-5	33-11	9-6
Leading at halftime	13-2	4-2	100-15	40-12
Trailing at halftime	2-4	1-2	28-46	15-25
Tied at halftime	0-1	0-1	5-3	3-2
Single overtime	--	--	3-6	1-2
Double overtime	--	--	3-1	2-1
In overtime games (single+double)	--	--	6-7	3-3
Leading with 2:00 left in regulation	15-1	5-1	123-8	55-4
Trailing with 2:00 left in regulation	0-6	0-4	8-53	3-34
Tied with 2:00 left in regulation	--	--	2-1	0-1
UM shoots 50% or better from field	8-0	3-0	50-5	17-2
UM shoots 40-49% from field	7-3	2-3	68-20	36-17
UM shoots under 40% from field	0-4	0-2	15-39	6-20
Opp. shoots 50% or better from field	2-2	2-2	9-21	5-13
Opp. shoots 40-49% from field	4-3	1-1	56-28	28-16
Opp. shoots under 40% from field	10-1	3-1	70-14	27-9
UM shoots 70% or better from the line	8-3	3-2	85-32	36-19
UM shoots less than 70% from the line	7-4	2-3	48-32	32-19
UM makes more 3-point FGs	6-4	1-3	68-27	31-21
UM makes fewer 3-point FGs	4-3	2-2	41-25	20-15
3-point FGs are even	5-0	2-0	15-5	8-3
Four or more Canes in double figures	9-1	2-0	66-13	26-9
Three Canes score in double figures	6-2	3-2	50-24	26-11
Two or less Canes score in double figures	0-4	0-3	17-27	7-19
UM outrebounds opponent	13-4	5-2	89-23	35-15
Opp. outrebounds UM	2-3	0-3	38-41	22-24
Tied in rebounds	--	--	5-0	2-0
UM records 10 or more steals	2-0	--	21-4	7-1
UM records 15 or more assists	6-1	2-1	40-3	17-2
UM commits less than 15 turnovers	8-5	2-4	114-53	52-33
UM commits 15 or more turnovers	6-3	2-2	23-6	5-6
UM commits less turnovers than opp.	7-0	2-0	73-23	33-12
UM commits more turnovers than opp.	7-5	2-3	47-28	19-19
Tied in turnovers	1-2	1-2	13-12	7-8
UM scores 59 points or less	0-5	0-3	9-31	5-20
UM scores between 60-69 points	1-1	0-1	37-21	20-9
UM scores between 70-79 points	9-1	3-1	54-11	22-9
UM scores between 80-89 points	3-0	2-0	22-1	8-1
UM scores between 90-99 points	2-0	--	10-0	3-0
UM scores 100 or more points	--	--	1-0	0-0
Playing during the morning (11 a.m.)	0-1	--	1-1	--
Playing during the afternoon	5-1	4-0	41-21	24-15
Playing in the evening (5 p.m. or later)	10-5	1-5	90-41	35-24
Games decided by three points or less	1-0	1-0	16-13	9-9
Games decided by four to 10 points	2-1	1-1	38-23	19-16
Games decided by 11-19 points	7-5	2-3	48-21	20-9
Games decided by more than 20 points	5-0	1-0	31-6	11-4

### SINCE THE ARRIVAL OF COACH JIM LARRAÑAGA AT MIAMI IN 2011-12 ...

(only includes teams while in the ACC, not with previous conference affiliations)

- Miami won ACC Regular Season and ACC Tournament Championships in 2013.
- Miami has played in a pair of NCAA Sweet 16 games, in 2013 and 2016.
- Miami is one of four schools with seven-or-more wins in the ACC Tournament: North Carolina 10, NC State 8, Miami 7 and Florida State 7.
- Miami is one of six ACC schools with a winning record in the NCAA Tournament: Duke, Louisville, Miami, North Carolina, NC State and Notre Dame.
- Miami's seeds in the ACC Tournament have been No. 1, No. 3, No. 6 (2x) and No. 10.
- Miami is one of 10 ACC teams to make an NCAA tournament appearance.
- Miami played in the championship game of the NIT in 2015.
- ACC Selections: Two ACC Coach of the Year, one ACC Player of the Year, ACC Defensive Player of the Year, one ACC Tournament MVP, four ACC All-Tournament, one first-team All-ACC, two second-team All-ACC, four third-team All-ACC, six honorable mention All-ACC, one ACC All-Rookie Team and five ACC All-Defensive Team.
- Miami has the most lopsided win over Duke (27 points) and second-most lopsided wins over North Carolina (26 points) and Florida State (24 points) of any ACC team.
- Miami has won nine ACC games by 20-or-more points: Boston College (27, 22, 22 and 21), Duke (27), North Carolina (26), Pitt (26), Florida State (24) and Virginia Tech (24).
- Won at Cameron Indoor Stadium twice. Dealt Duke two of its six overall, and four ACC, losses by 16-plus points. Scored 90 points against Duke twice. Dealt Duke its last two of the last three regular-season losses by 16-or-more points: 27 (90-63) on Jan. 23, 2013 at Miami, and 16 (90-74) on Jan. 13, 2015 at Duke.
- All 20 seniors have earned academic degrees from UM: Garrius Adams, Raphael Akpejiori, Rion Brown, Ivan Cruz Uceda, Julian Gamble, Malcolm Grant, Justin Heller, Tonye Jekiri, Reggie Johnson, DeQuan Jones, Kenny Kadji, Donnavan Kirk, Sheldon McClellan, Kamari Murphy, Trey McKinney Jones, Ryan Quigtar, Angel Rodriguez, Durand Scott, Erik Swoope and Joe Thomas.

### In the five years prior to the arrival of Coach L (2006-11) ...

- Miami tied for the 10th-most ACC wins (29) in the league, tied with Georgia Tech (29), and ahead of NC State (25).
- Miami recorded 95 overall wins, seventh-most in the ACC.
- Miami's seeds in the ACC Tournament were No. 5, No. 8, No. 9 (2x) and No. 12.
- Miami was 1-14 combined vs. Duke and UNC.
- Miami had one first-team All-ACC, one second-team All-ACC, two third-team All-ACC, one honorable mention All-ACC, one ACC All-Rookie Team and one ACC All-Tournament Team selection.

### COACH LARRAÑAGA'S MILESTONE VICTORIES

Victory	Date	Opponent	Score	School
50	02/10/88	Miami (Ohio)	65-59	Bowling Green
100	02/23/91	Kent State	84-57	Bowling Green
150	12/22/94	at Ohio State	59-50	Bowling Green
200	12/27/97	Northeastern	66-60	George Mason
250	12/20/00	Coastal Carolina	81-65	George Mason
300	12/02/03	East Carolina	76-65	George Mason
350	01/26/06	William & Mary	81-58	George Mason
400	02/27/08	William & Mary	68-59	George Mason
450	12/08/10	Loyola (Md.)	66-52	George Mason
500	01/05/12	at Georgia Tech	62-49	Miami
550	01/24/15	at Syracuse	66-62	Miami
600	1/14/17	at Pittsburgh	72-46	Miami
100th win at Miami		Co. of Charleston, 12/19/15	85-63	



## THE LAST TIME ...

### Player Scored 30 Points

Miami Bruce Brown (30), vs. North Carolina, 1/28/17  
Opponent Dennis Smith Jr. (31), at NC State, 2/4/17

### Player Scored 35 Points

Miami Jack McClinton (35) vs. North Carolina, 3/15/09  
Opponent Xavier Rathan-Mayes (35) Florida State, 2/25/15

### Player Scored 40 Points

Miami Darius Rice (43) vs. Connecticut, 1/20/03  
Opponent Sean Singletary (41), Virginia, 3/1/08

### Two Players Scored 20 Points

Miami Ja'Quan Newton (21), Davon Reed (20), vs. NC State, 12/31/16  
Opponent Dennis Smith Jr. (31), Terry Henderson (21), at NC State, 2/4/17

### Three Players Scored 20 Points

Miami Dwayne Collins (23), Brian Asbury (21), Jack McClinton (20) vs. Virginia Tech, 1/25/09  
Opponent Travis Mays (40), Alvin Hegggs (22), Lance Blanks (21), Texas, 2/22/89

### Five (not 5+) Players Scored in Double Figures

Miami Ja'Quan Newton (18), Bruce Brown (15), Dewan Huell (11),  
DJ Vasiljevic (11), Davon Reed (11) vs Penn, 11/19/16  
Opponent Shawn Long (21), Jay Wright (13), Kasey Shepherd (12),  
Bryce Washington (11), Devonta Walker (11) vs. Louisiana 11/16/15

### Six (not 6+) Players Scored in Double Figures

Miami Davon Reed (19), Angel Rodriguez (18), Sheldon McClellan (16),  
Ivan Cruz Uceda (13), Anthony Lawrence (12), Ja'Quan Newton (11)  
vs. Louisiana 11/16/15

### Seven+ Players Scored in Double Figures

Miami Sheldon McClellan (18), Ja'Quan Newton (15), James Palmer (14), Ebuka Izundu (11)  
Angel Rodriguez (11), Ivan Cruz Uceda (10), Anthony Lawrence Jr. (10)  
vs. Mississippi State 11/19/15

### Player Grabbed 15 Rebounds

Miami Kamari Murphy (15), at Duke, 1/21/17  
Opponent Brice Johnson (15) vs. North Carolina, 2/20/16

### Two Players Grabbed 10 Rebounds

Miami Kamari Murphy (10), Dewan Huell (10), vs. FAU, 12/16/16  
Opponent Tyler Roberson (11), Tyler Lydon (10), Syracuse, 1/2/16

### Three Players Grabbed 10 Rebounds

Miami Mark Richardson (11), Eric Brown (10), Joe Wylie (10) vs. FIU, 3/6/89  
Opponent Matt Harpring (12), Dion Glover (10), Michael Maddox (10), Georgia Tech, 12/2/7/97

### Player Had 10 Assists

Miami Bruce Brown (10), vs. South Carolina State, 12/6/16  
Opponent John Gillon (11), at Syracuse, 1/4/17

### Player Had 10 Blocks

Miami Anthony King (10) vs. Florida Atlantic, 11/29/04  
Opponent Jarvis Varnado (10), Mississippi State, 12/13/07

### Player Had a Double-Double

Miami Kamari Murphy (11 pts, 10 reb), vs. NC State, 12/31/16  
Opponent Andrew White III (22 pts, 10 reb), at Syracuse, 1/4/17

### Player Had a Triple-Double

Miami Bruce Brown (11 pts, 11 reb, 10 ast), vs. South Carolina State, 12/6/16  
Opponent Brendan Haywood (18 pts, 14 reb, 10 blks), North Carolina, 12/4/00

### Two Players Had Double-Doubles

Miami Kamari Murphy (11 pts, 13 reb) and Davon Reed (10 pts, 12 reb) vs. Buffalo, 3/17/16  
Opponent Brice Johnson (22 pts, 11 rebs) & J.P. Tokoto (10 pts, 10 rebs), North Carolina, 2/28/15

### Team Scored 100 Points

Miami 105 vs. Mississippi State, 11/19/15  
Opponent 105, North Carolina, 1/31/07

### Team Scored 90-99 Points

Miami 94, at North Florida, 11/16/16  
Opponent 96, at Wake Forest, 1/18/17

### Team Scored 50 Points in a Half

Miami 51 (2nd half) vs. Western Carolina, 11/11/16  
Opponent 55 (2nd half) vs. Boston College, 1/25/17

### Team Shot 50 Percent in Both Halves

Miami .519 (14-27) / .592 (16-27), at Pittsburgh, 1/14/17  
Opponent .533 (16-30) / .636 (14-22), at Wake Forest, 1/18/17

### Team Shot 60 Percent in a Half

Miami .625 (15-24), second half, vs. Stanford, 11/24/16  
Opponent .621 (18-29), first half, at NC State, 2/4/17

### Team Shot 70 Percent in a Half

Miami .739 (17-23), first half, at Florida State, 2/13/13

### Team Shot 60 Percent in a Game

Miami .638 (30-47), at Florida State, 2/13/13  
Opponent .627 (32-51), Villanova, 3/24/16

### Team Shot Less Than 30 Percent in a Game

Miami .293 (12-41), vs. Eastern Kentucky, 12/19/14  
Opponent .290 (18-62), vs. South Carolina State, 12/6/16

### Team Won by 50+ Points

Miami 50, vs. Nova Southeastern, 11/16/09  
Opponent 53, by Notre Dame, 2/22/86

### Team won by 40-49 Points

Miami 49, vs. Western Carolina, 11/11/16  
Opponent 41, at North Carolina, 1/31/07

### Team Won by 30-39 Points

Miami 36, vs. South Carolina State, 12/6/16  
Opponent 32, at Charlotte (11/28/00)

### Overtime

Miami won in overtime 77-72 (OT) at Nebraska, 12/01/15  
Miami lost in overtime 66-64 (OT) vs. Stanford, 4/2/15, NIT Championship

### Rankings

Miami defeated a ranked opponent 77-62, vs. No. 9/6 North Carolina, 1/28/17  
Miami lost to a ranked opponent 75-57, vs No. 15/16 Florida State, 2/1/17  
Miami defeated a top 5 opponent 64-61 vs.No. 3 Virginia, 2/22/16  
Miami lost to a top 5 opponent 73-68 vs. No. 4 Virginia, 3/11/16

### THE LAST TIME A MIAMI FRESHMAN ...

Scored 26+ Points: Bruce Brown (30), vs. North Carolina, 1/28/17  
Scored 20-25 Points: Bruce Brown (30), vs. North Carolina, 1/28/17  
Perfect from Field (5+ att): Reggie Johnson (RS), 8-of-8, vs. Wake Forest, 3/11/10  
Perfect from 3-Pt (3+ att): Anthony Lawrence, 4-of-4, vs. Notre Dame, 2/3/16  
10+ Rebounds: Bruce Brown, 12, vs. George Washington, 12/22/16  
10+ Assists: Bruce Brown, 10, vs. South Carolina State, 12/6/16  
5-9 Assists: Bruce Brown, 6, at NC State, 2/4/17  
5+ Steals: Shane Larkin, 6, vs. North Carolina, 01/10/12  
4+ Blocks: Raphael Akpejori, 4, McNeese State, 11/24/10  
Double-Double: Bruce Brown (14 pts, 12 reb), vs. George Washington, 12/22/16  
Triple-Double: Bruce Brown (11 pts, 11 reb, 10 ast), vs. South Carolina State, 12/6/16





# JIM LARRAÑAGA

Head Coach, Sixth Season  
Providence, 1971

## HEAD COACH

2011-pres.	Miami
1997-2011	George Mason
1986-97	Bowling Green
1977-79	American International
Assistant Coach	
1979-86	Virginia
1971-76	Davidson
Player / Coach	
1977	Geronemo Basketball Club (Belgium)

## NCAA APPEARANCES

1999 - George Mason
2001 - George Mason
2006 - George Mason (Final Four)
2008 - George Mason
2011 - George Mason
2013 - Miami (Sweet 16)
2016 - Miami (Sweet 16)

## NIT APPEARANCES

1990 - Bowling Green
1991 - Bowling Green
1997 - Bowling Green
2002 - George Mason
2004 - George Mason
2009 - George Mason
2012 - Miami
2015 - Miami (Championship game)

## PLAYING CAREER

Geronemo Basketball Club (Belgium) 1976-77  
Providence College, 1967-71  
Archbishop Molloy High School, 1963-67

## COACHING HONORS

AP, Naismith, Iba, Rupp Coach of the Year, 2013  
NABC All-District II, 2013  
USBWA District IV Coach of the Year, 2013, 2016  
Clair Bee National Coach of the Year, 2006  
ACC Coach of the Year, 2013, 2016  
CAA Coach of the Year, 2011, 1999  
MAC Coach of the Year, 1997  
Seven NCAA tournament appearances: 2016, 2013, 2011, 2008, 2006, 2001, 1999  
Eight postseason NIT appearances: 2015, 2012, 2009, 2004, 2002, 1997, 1991, 1990  
Ten 20-win seasons

## PERSONAL

Hometown Bronx, N.Y.  
Born Oct. 2, 1949  
Family Wife: Liz  
Sons: Jay and Jon  
Grandchildren: Tia, James, Jon Temple and Henry  
Education Providence College, 1971, B.A. Economics  
Archbishop Molloy High School, 1967

## NOTABLE COLLEGE PLAYERS COACHED

**Sheldon McClellan** (Miami) - All-ACC Second Team, ACC Tournament Second Team

**Shane Larkin** (Miami) - NBA first round draft pick (18th overall), ACC Player of the Year, ACC Tournament MVP, finalist for Cousy, Naismith & Wooden awards, All-ACC First Team and All-ACC Defensive Team, Lute Olson National Player of the Year, AP and NABC All-American (Second team), Sporting News All-American (Third), ESPN, Wooden, Olson and Driesell Defensive All-American, USBWA All-District, Basketball Times All-District

**Durand Scott** (Miami) - ACC Defensive Player of the Year, ACC Tournament First Team, All-ACC Third Team

**George Evans** (George Mason) - Three-time CAA Player of the Year, CAA Rookie of the Year, three-time CAA Defensive Player of the Year, three-time CAA All-Defensive Team

**Antonio Daniels** (Bowling Green) - MAC Player of the Year, MAC Freshman of the Year

## WINNINGEST ACTIVE COACHES AT MAJOR SCHOOLS

\*Totals listed are prior to the 2016-17 season  
List compiled from "wins vs. major schools" on sports-reference.com

Rank	Coach	*Wins
1.	Mike Krzyzewski, Duke	1,043
2.	Jim Boeheim, Syracuse	884
3.	Roy Williams, North Carolina	783
4.	Rick Pitino, Louisville	743
5.	Bob Huggins, West Virginia	719
6.	Cliff Ellis, Coastal Carolina	715
7.	John Calipari, Kentucky	662
8.	Rick Barnes, Tennessee	619
9.	Bill Self, Kansas	592
10.	Dana Altman, Oregon	564
11.	<b>Jim Larrañaga, Miami</b>	<b>560</b>
12.	Tubby Smith, Memphis	557
13.	Steve Fisher, San Diego State	552
14.	Fran Dunphy, Temple	524
15.	Tom Izzo, Michigan State	524

## LARRAÑAGA YEAR-BY-YEAR

Year	School	Overall		Conference		Post Season
		W-L	W-L	Finish	Season	
1977-78	American International	14-13				
1978-79	American International	13-13				
1986-87	Bowling Green	15-14	10-6	3		
1987-88	Bowling Green	12-16	7-9	t-5		
1988-89	Bowling Green	13-15	6-10	t-6		
1989-90	Bowling Green	18-11	9-7	t-3	NIT 0-1	
1990-91	Bowling Green	17-13	9-7	t-4	NIT 0-1	
1991-92	Bowling Green	14-15	8-8	5		
1992-93	Bowling Green	11-16	8-10	t-6		
1993-94	Bowling Green	18-10	12-6	t-2		
1994-95	Bowling Green	16-11	10-8	t-5		
1995-96	Bowling Green	14-13	9-9	t-6		
1996-97	Bowling Green	22-10	13-5	t-1	NIT 0-1	
1997-98	George Mason	9-18	6-10	6		
1998-99	George Mason	19-11	13-3	1	NCAA 0-1	
1999-00	George Mason	19-11	12-4	t-1		
2000-01	George Mason	18-12	11-5	3	NCAA 0-1	
2001-02	George Mason	19-10	13-5	2	NIT 0-1	
2002-03	George Mason	16-12	11-7	4		
2003-04	George Mason	23-10	12-6	3	NIT 2-1	
2004-05	George Mason	16-13	10-8	6		
2005-06	George Mason	27-8	15-3	t-1	NCAA 4-1	
2006-07	George Mason	18-15	9-9	5		
2007-08	George Mason	23-11	12-6	2	NCAA 0-1	
2008-09	George Mason	22-11	13-5	2	NIT 0-1	
2009-10	George Mason	17-15	12-6	4	CIT 0-1	
2010-11	George Mason	27-7	16-2	1	NCAA 1-1	
2011-12	Miami	20-13	9-7	t-4	NIT 1-1	
2012-13	Miami	29-7	15-3	1	NCAA 2-1	
2013-14	Miami	17-16	7-11	10		
2014-15	Miami	25-13	10-8	6	NIT 4-1	
2015-16	Miami	27-8	13-5	t-2	NCAA 2-1	
2016-17	Miami	15-7	5-5			
	Overall	603-398	325-203	16-16		

	NCAA	9-7
	NIT	7-8
	CIT	0-1

Years	Team	Record	W/L Pct.
2 years	American International	27-26	.509
11 years	Bowling Green	170-144	.541
14 years	George Mason	273-164	.625
6th year	Miami	133-64	.675
33rd year		603-398	.602

## WINNINGEST COACHES AT MAJOR SCHOOLS

\*Totals listed are prior to the 2016-17 season

	Name	*Total Wins
1.	Mike Krzyzewski	1,043
2.	Jim Boeheim	884
3.	Bob Knight	899
4.	Dean Smith	879
5.	Jim Calhoun	877
6.	Adolph Rupp	876
7.	Eddie Sutton	806
8.	Lefty Driesell	786
9.	Roy Williams	783
10.	Lute Olson	776
11.	Lou Henson	775
12.	Jerry Tarkanian	761
13.	E.A. Diddle	759
14.	Hank Iba	752
15.	Rick Pitino	743
16.	Ray Meyer	724
17.	Phog Allen	719
	Don Haskins	719
	Bob Huggins	719
20.	Cliff Ellis	715
21.	Mike Montgomery	676
22.	Denny Crum	675
23.	Ralph Miller	674
24.	Gary Williams	668
25.	John Wooden	664
26.	John Calipari	662
27.	Hugh Durham	634
	Norm Stewart	634
29.	Stew Morrill	620
30.	Rick Barnes	619
31.	Billy Tubbs	609
32.	Slats Gill	599
33.	Tom Davis	597
34.	John Thompson	596
35.	Thomas Penders	594
36.	Guy Lewis	592
	Bill Self	592
38.	Lon Kruger	590
39.	Bobby Cremins	586
40.	Gale Catlett	565
41.	Dana Altman	564
42.	<b>Jim Larrañaga</b>	<b>560</b>
43.	Tony Hinkle	558
	Norm Sloan	558
45.	Tubby Smith	557
46.	Steve Fisher	552
47.	Gene Keady	550
48.	Frank McGuire	549
49.	Dave Bliss	526
	Lou Carnesecca	526



**Official Basketball Box Score -- Game Totals -- Final Statistics**  
**South Carolina State vs Miami**  
**12-06-16 7:02 PM at Watson Center | Coral Gables, Fla.**

**South Carolina State 46 • 2-6**

#	Player	FG	3-Pr	FT-FTA	Rebounds			PF	TP	A	TO	Bk	Stl	Min
					FG	FGA	FG-FGA							
01	STEPHENS, Edward	2-9	1-5	0-0	1	1	0	5	1	0	0	0	0	28
02	RILEY, Tashom	0-0	0-0	0-0	3	4	7	3	12	0	0	0	0	28
11	POWELL, Rayvon Janai	1-1	1-2	0-1	1	0	4	1	2	0	0	0	22	
22	EAVES, Eric	6-12	2-5	0-0	1	2	3	14	1	3	1	27	22	
24	KINARD, Ian	1-6	0-1	0-0	2	2	4	2	0	0	1	12	15	
31	JONES, Earnest	0-8	0-1	1-2	1	2	1	1	1	0	0	18	18	
03	MORTIMER, Greg	2-7	0-1	4-4	2	2	1	8	1	0	2	27	27	
05	FIELDS, Ozante	0-4	0-0	0-0	1	2	3	2	0	1	1	15	15	
10	RICHARDSON, James	0-4	0-1	0-0	0	0	0	0	0	0	0	1	18	
12	CLEMENT, Tank	0-0	0-0	0-0	0	0	0	0	0	0	0	1	1	
30	BOTTENBERG, David	0-0	0-0	0-0	1	1	1	0	0	0	1	9	9	
35	APPLEWHITE, Davani	0-1	0-0	0-0	1	1	0	1	0	0	1	12	12	
	Team				5	6	1	0	2	1	0	0		
	Totals	18-62	4-14	6-8	13	18	31	14	46	6	10	2	5	200

FG % 1st Half: 6-27 22.2% 2nd Half: 12-35 34.3% Game: 18-62 29.0%  
 3FG % 1st Half: 2-5 40.0% 2nd Half: 2-9 22.2% Game: 4-14 28.6%  
 FT % 1st Half: 0-0 0.0% 2nd Half: 6-8 75.0% Game: 6-8 75.0%

**Miami 22 • 7-2**

#	Player	FG	3-Pr	FT-FTA	Rebounds			PF	TP	A	TO	Bk	Stl	Min
					FG	FGA	FG-FGA							
00	Ja'Quan Newton	4-7	1-2	2-2	0	1	1	11	5	1	0	0	0	24
01	Davon Reed	4-8	0-0	0-0	1	5	6	15	6	3	1	3	30	
11	Bruce Brown	5-11	0-3	1-2	3	8	11	10	2	0	2	0	30	
20	Dewan Huell	2-2	0-0	1-2	0	3	3	5	0	2	1	18	18	
21	Kamari Murphy	4-4	0-0	0-0	3	6	9	0	1	0	0	0	20	
02	Mike Robinson	0-2	0-1	1-0	1	1	1	1	0	1	0	23	23	
03	Anthony Lawrence	1-4	1-3	2-2	1	6	7	2	5	1	0	1	23	
04	DJ Vasiljevic	0-4	0-0	0-0	2	2	4	2	17	2	0	0	20	
14	Rodney Miller	0-0	0-0	0-0	2	2	0	0	1	0	0	7	7	
15	Ebuka Izundu	0-7	0-0	1-2	1	3	0	9	0	1	0	3	17	
35	Chris Stowell	0-0	0-0	0-0	2	2	0	0	0	0	0	3	3	
	Team				0	0	0	0	0	0	0	0		
	Totals	31-58	10-25	10-16	13	32	45	12	82	24	12	7	6	200

FG % 1st Half: 17-30 56.7% 2nd Half: 14-28 50.0% Game: 31-58 53.4%  
 3FG % 1st Half: 5-11 45.5% 2nd Half: 5-12 41.7% Game: 10-25 40.0%  
 FT % 1st Half: 3-6 50.0% 2nd Half: 2-2 100.0% Game: 10-16 62.5%

Officials: Tony Greene, Sean Hull, Raymond Stoyars Jr.  
 Technical Fouls: South Carolina State-RICHARDSON, James; Miami-None.  
 Attendance: 6489

**Score by periods**

1st	2nd	Total
South Carolina State	14	32
Miami	42	86

Points in the Paint: SC 36, MI 38  
 Turnovers: SC 11, MI 13  
 Fast Break Points: SC 13, MI 33

**Official Basketball Box Score -- Game Totals -- Final Statistics**  
**Florida Atlantic vs Watson Center | Coral Gables, Fla.**

**Florida Atlantic 56 • 3-6**

#	Player	FG	3-Pr	FT-FTA	Rebounds			PF	TP	A	TO	Bk	Stl	Min
					FG	FGA	FG-FGA							
01	Cyba, Jearnal	0-4	0-1	3-4	0	3	3	1	3	0	2	0	0	24
10	Rutherford, Nick	0-4	0-1	3-4	1	2	3	1	3	0	2	2	0	26
11	Belker, Frank	2-7	1-4	2-2	0	1	1	3	7	0	0	0	19	
15	Ingram, Jaiquan	2-6	0-1	0-0	0	0	0	4	4	0	1	16	16	
33	Booth, Ronald	4-9	0-0	1-1	1	6	7	9	0	1	0	28	28	
06	Filer, Adonis	3-9	1-4	4-4	0	0	0	0	11	0	2	0	23	
07	Massej, Justin	0-2	0-1	0-0	0	1	0	0	1	0	1	0	12	
05	Pfeiser, William	1-2	0-0	0-0	2	2	4	2	4	2	0	1	18	
13	Neely, Marcus	2-7	0-1	2-2	4	6	2	12	2	0	1	21	21	
14	Trountman, Gerardius	5-7	1-4	0-0	0	1	1	5	1	0	0	13	13	
	Team				3	2	5	0	0	0	0	0	0	
	Totals	19-57	3-17	15-18	9	20	29	19	56	7	9	3	4	200

FG % 1st Half: 6-25 24.0% 2nd Half: 13-32 40.6% Game: 19-57 33.3%  
 3FG % 1st Half: 1-7 14.3% 2nd Half: 2-10 20.0% Game: 3-17 17.6%  
 FT % 1st Half: 11-13 84.6% 2nd Half: 4-8 50.0% Game: 15-18 83.3%

**Miami 76 • 8-2**

#	Player	FG	3-Pr	FT-FTA	Rebounds			PF	TP	A	TO	Bk	Stl	Min
					FG	FGA	FG-FGA							
00	Ja'Quan Newton	3-9	0-1	2-2	0	6	6	2	8	1	0	1	23	
01	Dewan Huell	4-10	0-0	0-0	0	0	0	21	0	2	2	0	34	
11	Bruce Brown	4-11	0-3	6-8	2	6	8	2	14	6	2	0	38	
20	Dewan Huell	4-10	0-0	1-2	4	6	10	2	9	0	1	1	24	
21	Kamari Murphy	4-5	0-0	1-5	3	7	10	3	7	1	1	0	23	
03	Anthony Lawrence	4-5	3-3	2-4	3	6	3	10	0	1	0	23	23	
04	DJ Vasiljevic	1-4	0-3	0-0	1	2	2	5	1	0	1	0	26	
14	Rodney Miller	0-0	0-0	0-0	0	1	1	0	0	0	0	0	3	
15	Ebuka Izundu	0-0	0-0	2-2	1	2	4	2	0	3	0	1	6	
	Team				2	2	4	0	0	0	0	0	0	
	Totals	25-55	8-19	18-27	16	32	48	18	76	13	12	3	7	200

FG % 1st Half: 13-26 50.0% 2nd Half: 12-29 41.4% Game: 25-55 45.5%  
 3FG % 1st Half: 5-11 45.5% 2nd Half: 3-8 37.5% Game: 8-19 42.1%  
 FT % 1st Half: 10-12 83.3% 2nd Half: 8-15 53.3% Game: 18-27 66.7%

Officials: James Luckas, Mike Stuart, Bert Smith  
 Technical Fouls: Florida Atlantic-NONE; Miami-NONE.  
 Attendance: 6857

**Score by periods**

1st	2nd	Total
Florida Atlantic	24	32
Miami	39	76

Points in the Paint: FLA 19, MI 26  
 Turnovers: FLA 10, MI 4  
 Fast Break Points: FLA 10, MI 17

**Official Basketball Box Score -- Game Totals -- Final Statistics**  
**George Washington vs Miami**  
**12-22-16 7:00 at Watson Center**

**George Washington 64 • 8-5 (0-0)**

#	Player	FG	3-Pr	FT-FTA	Rebounds			PF	TP	A	TO	Bk	Stl	Min
					FG	FGA	FG-FGA							
11	TORO, Arnaldo	2-8	1-4	2-2	3	7	10	1	7	2	3	1	30	
14	CAVANAUGH, Tyler	4-13	0-3	5-6	3	2	5	3	13	0	0	0	22	
21	SMITH, Collin	4-9	0-1	0-0	3	3	6	4	8	1	0	2	29	
16	ROLAND, Jordan	3-6	2-3	2-3	0	2	2	10	3	0	0	0	31	
23	SINA, Jaren	4-10	1-5	2-4	1	2	3	0	11	3	1	0	36	
03	BOLDEN, Jair	0-1	0-1	0-0	0	1	1	0	1	0	1	0	4	
12	WATANABE, Yuta	6-9	3-5	0-0	3	6	3	6	15	3	2	0	33	
30	HART, Matt	0-0	0-0	0-0	0	0	0	0	0	0	0	0	6	
40	MARFO, Kevin	0-0	0-0	0-0	4	1	0	0	0	0	0	0	9	
	Team				2	2	4	0	1	0	0	0	1	
	Totals	23-56	7-22	11-15	12	22	35	14	64	11	12	3	5	200

FG % 1st Half: 11-24 45.8% 2nd Half: 12-32 37.5% Game: 23-56 41.1%  
 3FG % 1st Half: 4-10 40.0% 2nd Half: 5-12 25.0% Game: 9-22 31.8%  
 FT % 1st Half: 4-5 80.0% 2nd Half: 7-10 70.0% Game: 11-15 73.3%

**Miami 72 • 9-2 (0-0)**

#	Player	FG	3-Pr	FT-FTA	Rebounds			PF	TP	A	TO	Bk	Stl	Min
					FG	FGA	FG-FGA							
20	Dewan Huell	1-5	0-0	0-0	0	1	1	1	2	0	0	1	18	
21	Kamari Murphy	7-12	0-1	0-0	1	2	3	4	2	1	0	0	25	
00	Ja'Quan Newton	6-15	0-1	0-2	1	2	4	14	5	2	0	1	35	
05	Davon Reed	5-12	3-7	4-4	1	2	3	1	17	0	2	0	35	
06	Davon Reed	2-2	0-0	6-6	2	10	12	1	14	2	0	0	33	
03	Anthony Lawrence	1-3	0-0	0-0	2	2	4	2	2	1	1	0	21	
04	DJ Vasiljevic	2-5	2-4	0-0	0	3	3	1	6	0	0	0	13	
15	Ebuka Izundu	4-6	0-0	4-5	3	1	4	1	12	0	1	0	20	
	Team				2	1	3	0	0	0	0	0	0	
	Totals	25-57	7-14	15-19	12	22	34	14	72	10	6	3	5	200

FG % 1st Half: 15-31 48.4% 2nd Half: 10-26 38.5% Game: 25-57 43.9%  
 3FG % 1st Half: 6-10 60.0% 2nd Half: 5-12 25.0% Game: 11-22 31.8%  
 FT % 1st Half: 4-4 100.0% 2nd Half: 7-10 70.0% Game: 15-19 78.9%

Officials: Mike Eades, Ed Corbett, Clarence Armstrong  
 Technical Fouls: George Washington-NONE; Miami-NONE.  
 Attendance: 6873

**Score by periods**

1st	2nd	Total
George Washington	30	34
Miami	38	74

Points in the Paint: GW 19, MI 26  
 Turnovers: GW 10, MI 4  
 Fast Break Points: GW 10, MI 17

**Official Basketball Box Score -- Game Totals -- Final Statistics**  
**Columbia vs Miami**  
**12-28-16 7 p.m. at Watson Center | Coral Gables, Fla.**

**Columbia 67 • 4-6**

#	Player	FG	3-Pr	FT-FTA	Rebounds		
---	--------	----	------	--------	----------	--	--





Official Basketball Box Score -- Game Totals -- Final Statistics Miami vs Duke

01-21-17 8:20 p.m. at Cameron Indoor Stadium (Durham, N.C.) Miami 58 • 12-6, 2-4

FG % 1st Half: 14-32 43.8% 2nd half: 8-23 34.8% Game: 22-55 40.0%

Duke 70 • 15-4, 3-3

FG % 1st Half: 8-28 28.6% 2nd half: 8-23 34.8% Game: 16-51 31.4%

Score by periods: 1st 2nd Total Miami 36 22 58 Duke 25 45 70

Last FG - UM 2nd-00:27, DU 2nd-02:34. Largest lead - UM by 12 1st-02:26, DU by 21 2nd-05:14.

Official Basketball Box Score -- Game Totals -- Final Statistics Boston College vs Miami

01-25-17 9 p.m. at Watson Center | Coral Gables, Fla. Boston College 77 • 9-12 (2-6)

FG % 1st Half: 9-29 31.0% 2nd half: 20-33 60.6% Game: 29-62 46.8%

Miami 78 • 13-6 (3-4)

FG % 1st Half: 12-25 48.0% 2nd half: 15-29 51.7% Game: 27-54 50.0%

Score by periods: 1st 2nd Total Boston College 22 55 77 Miami 22 56 78

Last FG - BC 2nd-00:01, UM 3rd-05:08. Largest lead - BC by 3 1st-19:45, UM by 17 2nd-08:52.

Official Basketball Box Score -- Game Totals -- Final Statistics North Carolina vs Miami

01-28-17 1:07 p.m. at Watson Center | Coral Gables, Fla. North Carolina 62 • 19-4 (7-2)

FG % 1st Half: 6-29 20.7% 2nd half: 15-31 48.4% Game: 21-60 35.0%

Miami 77 • 14-6 (4-4)

FG % 1st Half: 12-25 48.0% 2nd half: 11-31 35.5% Game: 23-56 41.1%

Score by periods: 1st 2nd Total North Carolina 27 35 62 Miami 22 55 77

Last FG - NC 2nd-00:23, UM 2nd-01:27. Largest lead - NC by 9 1st-16:28, UM by 22 2nd-14:00.

Official Basketball Box Score -- Game Totals -- Final Statistics Florida State vs Miami

02-01-17 8:06 p.m. at Watson Center | Coral Gables, Fla. Florida State 75 • 19-4 (7-3)

FG % 1st Half: 12-27 44.4% 2nd half: 15-25 60.0% Game: 27-52 51.9%

Miami 57 • 14-7 (4-5)

FG % 1st Half: 11-23 47.8% 2nd half: 8-19 42.1% Game: 19-42 45.2%

Score by periods: 1st 2nd Total Florida State 31 44 75 Miami 34 23 57

Last FG - FS 2nd-00:34, UM 2nd-00:24. Largest lead - FS by 22 2nd-01:39, UM by 17 1st-01:07.

Official Basketball Box Score -- Game Totals -- Final Statistics Miami vs NC State

02-04-17 8:05 p.m. at Raleigh, N.C. (PNC Arena) Miami 84 • 15-7, 5-5 ACC

FG % 1st Half: 15-31 48.4% 2nd half: 16-31 51.6% Game: 31-62 50.0%

NC State 79 • 14-10, 3-8 ACC

FG % 1st Half: 8-10 80.0% 2nd half: 6-12 50.0% Game: 14-22 63.6%

Score by periods: 1st 2nd Total Miami 36 48 84 NC State 45 34 79

Last FG - UM 2nd-00:02, ST 2nd-00:04. Largest lead - UM by 8 2nd-02:25, ST by 13 1st-01:11.

Official Basketball Box Score -- Game Totals -- Final Statistics North Carolina vs Miami

02-04-17 8:05 p.m. at Raleigh, N.C. (PNC Arena) North Carolina 62 • 19-4 (7-3)

FG % 1st Half: 12-25 48.0% 2nd half: 11-31 35.5% Game: 23-56 41.1%

Miami 77 • 14-6 (4-4)

FG % 1st Half: 12-25 48.0% 2nd half: 11-31 35.5% Game: 23-56 41.1%

Score by periods: 1st 2nd Total North Carolina 27 35 62 Miami 22 55 77

Last FG - NC 2nd-00:23, UM 2nd-01:27. Largest lead - NC by 9 1st-16:28, UM by 22 2nd-14:00.

**U**  
**2016-17 MIAMI HURRICANES**



**0**

**JA'QUAN NEWTON**  
 Jr. | G | 6-2 | 187  
 Philadelphia, Pa.  
 Neumann-Goretti HS




**2**

**MIKE ROBINSON**  
 So. | G | 5-10 | 170  
 New Britain, Conn.  
 New Britain HS



**3**

**ANTHONY LAWRENCE, JR.**  
 So. | G | 6-7 | 210  
 St. Petersburg, Fla.  
 Lakewood Senior HS



**4**

**DEJAN "DJ" VASILJEVIC**  
 Fr. | G | 6-3 | 198  
 Melbourne, Australia  
 Australian Institute of Sport



**5**

**DAVON REED**  
 Sr. | G | 6-6 | 220  
 Ewing, N.J.  
 Princeton Day School



**11**

**BRUCE BROWN**  
 Fr. | G | 6-5 | 190  
 Boston, Mass.  
 Vermont Academy




**14**

**RODNEY MILLER, JR.**  
 Fr. | C | 7-0 | 258  
 Laurelton, N.Y.  
 Oak Hill Academy



**15**

**EBUKA IZUNDU**  
 So. | C | 6-10 | 231  
 Charlotte, N.C. | Nigeria  
 Victory Christian Center



**20**

**DEWAN HUELL**  
 Fr. | F | 6-11 | 220  
 Miami, Fla.  
 Miami Norland HS




**21**

**KAMARI MURPHY**  
 RSr. | F | 6-8 | 220  
 Brooklyn, N.Y.  
 Oklahoma State | IMG | Lincoln HS



**32**

**SAM WAARDENBURG**  
 Fr. | F | 6-9 | 205  
 Henderson, New Zealand  
 Rangitoto College HS



**35**

**CHRIS STOWELL**  
 Jr. | F | 6-6 | 208  
 Exeter, N.H.  
 Tilton School | Exeter




**JIM LARRAÑAGA**  
 Head Coach



**CHRIS CAPUTO**  
 Associate Head Coach




**JAMAL BRUNT**  
 Assistant Coach



**ADAM FISHER**  
 Assistant Coach



**JAMES JOHNSON**  
 Director of Operations



# 11 BRUCE BROWN

Fr. | 6-5 | 190 | Guard  
Boston, Mass. | Vermont Academy

As a freshman, recorded Miami's second triple double in program history with 11 points, 11 rebounds and 10 assists against SC State on Dec. 6, 2016.

ACC Rookie of the Week - Dec. 12, 2016

2016 Jordan Brand Classic All-American

- Playing both point guard and two guard at Miami.
- Feisty defender. Competitive mentality. Active rebounder from the guard position.
- Offensively can get past defenders and finish at the rim.
- Boasts a 6-8 wingspan.
- Bench: 275 lbs. Added 50 lbs on bench since arrival at UM in July 2016.
- Increased 185 bench from eight reps to 16 from July to October 2016.
- Vertical: 42-inches, on 3-step approach.
- Five-star shooting guard at Vermont Academy in Saxton's River, Vt. Played at Vermont Academy two seasons.
- Ranked No. 30 by ESPN, No. 44 per Scout and No. 49 by Rivals.
- Won 2016 New England Prep School Basketball Class AA State Tournament.
- Named 2016 NEPSAC Tournament MVP ... First Team All-NEPSAC.
- Nike Basketball Academy, the NBPA Top 100 Camp and Nike Elite 100.
- Second Team All-EYBL performer playing for Boston Amateur Basketball Club ... With BABC at the Peach Jam in 2015, averaged 15.6 points, 5.6 rebounds, 2.0 steals, 1.8 assists and 1.4 blocks per game.
- Multi-sport athlete at Wakefield High School two years ... Played wide receiver and strong safety on the football team ... Also played baseball and JV soccer.
- Born Aug. 15, 1996 in Boston. Son of Roberta Brown and Bruce Brown. Brother to 10 siblings. Cousin of Jalen Adams (UConn).
- Started playing basketball at age six, first dunk was in eighth grade.
- Recorded Miami's second triple double in program history with 11 points, 11 rebounds and 10 assists against SC State on Dec. 6, 2016, the same day his uncle passed away and the team played the game "for Bruce's uncle".
- Favorites: Athlete: Russell Westbrook. Athlete in another sport: Neymar. Pro sports team: Patriots. Meal: Fried chicken / mac & cheese. Midnight snack: Zebra cakes. Video game: FIFA. Ice Cream: Vanilla. Cereal: Frosted Cheerios. Movie: Friday. TV Show: SportsCenter.
- When I played ball as a kid, I pretended I was: Rajon Rondo. When I was little, I wanted to be a: Police officer.

TRIPLE-DOUBLES			
Opposition	P	R	A
SC State	11	11	10
DOUBLE-DOUBLES			
Opposition	P	R	A
SC State	11	11	
George Washington	14	12	

## BROWN HIGHS

### Points

Season: 30, vs. North Carolina, 1/28/17

ACC: 30, vs. North Carolina, 1/28/17

### Rebounds

Season: 12, vs. Geo. Washington, 12/22/16

ACC: 9, vs. Notre Dame, 1/12/17

### Assists

Season: 10, vs. SC State, 12/6/16

ACC: 6 (2x) last at NC State, 2/4/17

### Steals

Season: 3 (4x) last vs. NC State, 12/31/16

ACC: 3, vs. NC State, 12/31/16

### Blocked Shots

Season: 3 (2x) last vs. Notre Dame, 1/12/17

ACC: 3, vs. Notre Dame, 1/12/17

### Field Goals

Season: 8, vs. North Carolina, 1/28/17

ACC: 8, vs. North Carolina, 1/28/17

### Field Goal Attempts

Season: 13 (2x) last at Pitt, 1/14/17

ACC: 13, at Pitt, 1/14/17

### Free Throws

Season: 10, vs. North Carolina, 1/28/17

ACC: 10, vs. North Carolina, 1/28/17

### Free Throw Attempts

Season: 13, vs. North Carolina, 1/28/17

ACC: 13, vs. North Carolina, 1/28/17

### 3-Point Field Goals

Season: 4, vs. North Carolina, 1/28/17

ACC: 4, vs. North Carolina, 1/28/17

### 3-Point Field Goal Attempts

Season: 6, vs. North Carolina, 1/28/17

ACC: 6, vs. North Carolina, 1/28/17

### Minutes

Season: 38 (2x) last at Duke, 1/21/17


ACC: 38, at Duke, 1/21/17

## BROWN CAREER STATISTICS

Season	GP	GS	Min.	Avg.	3-Point			Free Throws			Rebounds				Scoring										
					FG	FGA	Pct.	FT	FTA	Pct.	Off.	Def.	Tot.	Avg.	PF	FO	Ast.	TO	Blk	Stl	Pts.	Avg.			
2016-17	22	18	681	31.0	91	191	.476	24	59	.407	60	85	.706	38	104	142	6.5	52	1	72	43	14	36	266	12.1

BROWN 2016-17		TOTAL				3-PTS			FREE THROWS			REBOUNDS				SCORING								
Opponent	Date	GS	Min	FG	FGA	Pct	3FG	FGA	Pct	FT	FTA	Pct	Off	Def	Tot	Avg	PF	FO	A	TO	Blk	Stl	Pts	Avg
W Carolina	11-11-16		25	2	8	.250	0	2	.000	3	6	.500	1	7	8	8.0	0	0	5	1	1	0	7	7.0
at North Florida	11-16-16		25	3	7	.429	0	1	.000	1	2	.500	2	4	6	7.0	1	0	2	0	0	2	7	7.0
Penn	11-19-16	*	27	6	10	.600	1	3	.333	2	2	1.000	2	3	5	6.3	2	0	1	1	3	3	15	9.7
vs Stanford	11-24-16		22	3	8	.375	0	2	.000	4	6	.667	2	4	6	6.3	3	0	2	0	0	1	10	9.8
vs Iowa State	11-25-16		21	1	5	.200	0	2	.000	0	0	.000	2	5	7	6.4	5	1	2	4	0	1	2	8.2
vs Florida	11-27-16	*	35	6	13	.462	2	4	.500	1	2	.500	3	1	4	6.0	3	0	1	2	0	2	15	9.3
RUTGERS	11-30-16	*	28	4	6	.667	0	1	.000	3	3	1.000	2	7	9	6.4	3	0	2	5	0	0	11	9.6
vs Wofford	12-03-16	*	37	3	4	.750	2	3	.667	4	4	1.000	2	3	5	6.3	1	0	1	2	0	3	12	9.9
SC STATE	12-06-16	*	30	5	11	.455	0	3	.000	1	2	.500	3	8	11	6.8	3	0	10	2	0	2	11	10.0
FAU	12-16-16	*	38	4	11	.364	0	3	.000	6	8	.750	2	6	8	6.9	2	0	6	2	0	2	14	10.4
GEO. WASH.	12-22-16	*	33	3	9	.333	2	2	1.000	6	6	1.000	2	10	12	7.4	1	0	2	0	0	0	14	10.7
COLUMBIA	12-28-16	*	33	3	7	.429	1	3	.333	1	2	.500	0	6	6	7.3	3	0	5	3	1	3	8	10.5
NC STATE	12-31-16	*	26	7	11	.636	1	2	.500	2	4	.500	3	5	8	7.3	4	0	4	2	1	3	17	11.0
at Syracuse	01-04-17	*	33	3	8	.375	2	4	.500	1	2	.500	4	3	7	7.3	2	0	2	2	0	1	9	10.9
NOTRE DAME	01-12-17	*	30	2	6	.333	2	3	.667	1	3	.333	2	7	9	7.4	1	0	1	4	3	1	7	10.6
at Pitt	01-14-17	*	32	7	13	.538	3	5	.600	0	0	.000	2	4	6	7.3	3	0	3	3	1	2	17	11.0
at Wake Forest	01-18-17	*	31	4	7	.571	0	1	.000	1	1	1.000	0	3	3	7.1	4	0	1	0	0	1	9	10.9
at Duke	01-21-17	*	38	6	10	.600	2	3	.667	1	1	1.000	0	5	5	6.9	2	0	6	1	1	2	15	11.1
BOSTON COLLEGE	01-25-17	*	35	4	8	.500	1	2	.500	3	7	.429	0	6	6	6.9	2	0	4	0	1	2	12	11.2
NORTH CAROLINA	01-28-17	*	34	8	11	.727	4	6	.667	10	13	.769	1	3	4	6.8	2	0	5	4	2	2	30	12.1
FLORIDA STATE	02-01-17	*	36	4	10	.400	0	1	.000	9	11	.818	2	3	5	6.7	3	0	1	4	0	2	17	12.3
at NC State	02-04-17	*	32	3	8	.375	1	3	.333	0	0	.000	1	1	2	6.5	2	0	6	1	0	1	7	12.1





# 20 DEWAN HUELL

Fr. | 6-11 | 220 | Forward  
Miami, Fla. | Miami Norland HS

## 2016 McDonald's All-American

- Name is pronounced Duh-wan Hue-ull
- Five-star, top-25 power forward from local Norland High in Miami, Fla.
- Explosive player with ability to dunk in traffic.
- Good touch around the rim, developing baby hook shot.
- Elevates above the defense to score.
- Weighed 214 lbs in July 2016, up to 227 lbs by October.
- Never lifted weights before coming to UM.
- Ranked the No. 21 player by ESPN, No. 23 by Rivals and No. 25 by Scout.
- Named top player in the state of Florida by Scout. Second in the state by ESPN and Rivals.
- Nike Elite 100, LeBron James Skills Academy, adidas Nations Atlanta, adidas Nations California, Elite 24 all-star game, UA All-America Camp and the NBPA Top 100 Camp. adidas US select U-18 team at adidas Eurocamp in Treviso, Italy.
- Played AAU ball for Team Breakdown.
- Led the Norland Vikings to three state championships.
- *Miami Herald* Class 9A-6A Male Athlete of the Year. Two-time *Miami Herald* Class 8A-6A Boy's Basketball Player of the Year.
- Averaged 16.5 points, 8.7 rebounds and 1.8 blocks per game as a senior. Posted 19.2 points and 9.1 rebounds as a junior, 10.9 ppg, 7.9 rpg as a sophomore and 4.8 ppg and 3.7 rpg as a freshman at Norland.
- Also was on the track team where he participated in the 800 meter run and the high jump.
- Chose hometown Miami over offers from Kansas, North Carolina, Florida State, Florida and Louisville.
- Nickname is Stretch.
- Born Dec. 9, 1996 in Miami. Son of Christina Fernandez. Brother to six siblings: Three brothers – Dewell, Dewanis and Dylan (deceased); Three sisters – Deanna, Charese and Brittany. Cousin to former Canes football player Duke Johnson.
- Majoring in sports management.

- Favorites: Athlete: LeBron James. Athlete in another sport: Floyd Mayweather. Song right now: Pray for 'em – Meek Mills. Pro sports team: Heat. Meal: Mom's lasagna. Midnight snack: Gushers. Ice Cream: Cookies and cream. Cereal: Fruit Loops. Movie: The Purge 3. TV Shows: Ballers, Power, Survivor's Remorse. Musical Artist: G Herbo.
- When I played ball as a kid, I pretended I was: LeBron. When I was little, I wanted to be: The President or an astronaut. Now my dream job is: Coach.

## HUELL HIGHS

### Points

Season: 15, at North Florida, 11/16/16

ACC: 9, at Wake Forest, 1/18/17

### Rebounds

Season: 10, vs. FAU, 12/16/16

ACC: 8, at Wake Forest, 1/18/17

### Assists

Season: 1 (5x) last vs. Boston College, 1/25/17

ACC: 1 (3x) last vs. Boston College, 1/25/17

### Steals

Season: 2, vs. Rutgers, 11/30/16

ACC: 1 (5x) last vs. North Carolina, 1/28/17

### Blocked Shots

Season: 2 (3x) last at Pitt, 1/14/17

ACC: 2, at Pitt, 1/14/17

### Field Goals

Season: 6 (2x) last vs. Rutgers, 11/30/16

ACC: 4, vs. Boston College, 1/25/17

### Field Goal Attempts

Season: 14, vs. Rutgers, 11/30/16

ACC: 9, at Wake Forest, 1/18/17

### Free Throws

Season: 3 (3x) last at Wake Forest, 1/18/17

ACC: 3, at Wake Forest, 1/18/17

### Free Throw Attempts

Season: 4, at Wake Forest, 1/18/17

ACC: 4, at Wake Forest, 1/18/17

### 3-Point Field Goals

Season: --

ACC: --

### 3-Point Field Goal Attempts

Season: --

ACC: 1, vs. NC State, 12/31/16

### Minutes

Season: 26, at Duke, 1/21/17

ACC: 26, at Duke, 1/21/17

## HUELL CAREER STATISTICS

Season	GP	GS	Min.	Avg. FG	FGA	Pct.	3-Point			Free Throws			Rebounds				Scoring								
							FG	FGA	Pct.	FT	FTA	Pct.	Off.	Def.	Tot.	Avg.	PF	FO	Ast.	TO	Blk	Stl	Pts.	Avg.	
2016-17	22	13	427	19.4	61	117	.521	0	1	.000	22	34	.647	38	44	82	3.7	44	0	5	20	15	10	144	6.5

### HUELL 2016-17

Opponent	Date	TOTAL					3-PTS			FREE THROWS			REBOUNDS				PF	FO	A	TO	Blk	Stl	Pts	Avg
		GS	Min	FG	FGA	Pct	3FG	FGA	Pct	FT	FTA	Pct	Off	Def	Tot	Avg								
W Carolina	11-11-16		25	5	9	.556	0	0	.000	3	3	1.000	2	5	7	7.0	2	0	1	1	1	0	13	13.0
at North Florida	11-16-16		19	6	9	.667	0	0	.000	3	3	1.000	3	5	8	7.5	4	0	0	0	1	0	15	14.0
Penn	11-19-16		24	5	6	.833	0	0	.000	1	1	1.000	5	0	5	6.7	2	0	0	2	0	0	11	13.0
vs Stanford	11-24-16		19	1	1	1.000	0	0	.000	1	2	.500	1	2	3	5.8	2	0	0	0	0	1	3	10.5
vs Iowa State	11-25-16		24	2	5	.400	0	0	.000	1	2	.500	2	4	6	5.8	4	0	0	1	1	0	5	9.4
vs Florida	11-27-16		22	4	9	.444	0	0	.000	2	2	1.000	3	3	6	5.8	2	0	1	2	1	0	10	9.5
RUTGERS	11-30-16	*	25	6	14	.429	0	0	.000	2	2	1.000	5	2	7	6.0	0	0	0	0	1	2	14	10.1
vs Wofford	12-03-16	*	13	1	3	.333	0	0	.000	0	0	.000	0	1	1	5.4	3	0	0	3	0	0	2	9.1
SC STATE	12-06-16	*	18	2	2	1.000	0	0	.000	1	2	.500	0	3	3	5.1	3	0	0	2	2	1	5	8.7
FAU	12-16-16	*	24	4	10	.400	0	0	.000	1	2	.500	4	6	10	5.6	2	0	0	0	1	1	9	8.7
GEO. WASH.	12-22-16	*	18	1	5	.200	0	0	.000	0	0	.000	0	1	1	5.2	1	0	0	0	1	0	2	8.1
COLUMBIA	12-28-16	*	17	2	2	1.000	0	0	.000	0	0	.000	0	1	1	4.8	3	0	0	1	2	0	4	7.8
NC STATE	12-31-16	*	14	0	3	.000	0	1	.000	0	0	.000	0	0	0	4.5	1	0	1	0	0	1	0	7.2
at Syracuse	01-04-17	*	19	3	5	.600	0	0	.000	0	1	.000	2	1	3	4.4	2	0	1	1	0	1	6	7.1
NOTRE DAME	01-12-17	*	10	1	1	1.000	0	0	.000	0	0	.000	0	0	0	4.1	0	0	0	0	0	0	2	6.7
at Pitt	01-14-17	*	21	2	3	.667	0	0	.000	0	0	.000	1	2	3	4.0	1	0	0	1	2	1	4	6.6
at Wake Forest	01-18-17	*	25	3	9	.333	0	0	.000	3	4	.750	2	6	8	4.2	4	0	0	0	1	0	9	6.7
at Duke	01-21-17	*	26	3	5	.600	0	0	.000	1	3	.333	3	0	3	4.2	3	0	0	3	0	0	7	6.7
BOSTON COLLEGE	01-25-17		11	4	5	.800	0	0	.000	0	1	.000	2	1	3	4.1	2	0	1	1	0	1	8	6.8
NORTH CAROLINA	01-28-17		19	2	3	.667	0	0	.000	1	2	.500	1	0	1	4.0	1	0	0	1	0	1	5	6.7
FLORIDA STATE	02-01-17		22	3	6	.500	0	0	.000	1	2	.500	1	0	1	3.8	1	0	0	0	1	0	7	6.7
at NC State	02-04-17	*	12	1	2	.500	0	0	.000	1	2	.500	1	1	2	3.7	1	0	0	1	0	0	3	6.5



# 15 EBUKA IZUNDU

So. | 6-10 | 231 | Center

Charlotte, N.C. | Lagos, Nigeria | Victory Christian Center

- First name Ebuca is pronounced E-boo-kuh. Last name is E-zoon-du.
- Born in Lagos, Nigeria. Speaks African language of Igbo.
- Moved to the United States in 2013, at age 17.
- Grew up playing soccer, then started playing basketball in 2011.
- Long and athletic body.
- Lefty with great touch around the basket.
- Potential to develop into a great ACC post scorer.
- 7-foot, 1-inch wingspan. Weighed 201 lbs as a freshman, weighed 231 in Oct. 2016.
- Benched 185 lbs upon arrival in Sept. 2015, up to 300 lbs in Oct. 2016.
- Increased 185 bench from one rep to 13 reps in one year.
- Six reps of 315 squat in Oct. 2016.
- As a freshman (2015-16) scored in double digits once with 11 points against Mississippi State in the Puerto Rico Classic.
- Signed with Charlotte, then was released from commitment after 49ers coach was let go.
- No. 134 player and No. 19 center in 2015 class by Rivals.com ... No. 70 player, No. 20 power forward and No. 5 player in North Carolina in 2015 class by 247Sports. First-team All-Charlotte Observer.
- Averaged 21.0 points, 15.0 rebounds and 6.0 blocks for Victory Christian Center School as a senior. Averaged 18.0 points, 12.0 rebounds and 6.0 blocks in junior season.
- Played AAU for Charlotte ACES
- In high school also played soccer and ran the 100 and 200 meters in track.
- Born June 28, 1996. Son of Emma and Ifeoma Izundu. One brother: Okwy; Four sisters: Chioma Ojo, Vivian, Chingo and Ifunaya.
- Majoring in sports administration.

- Favorites: Athlete: Kevin Durant. Athlete in another sport: Cristiano Ronaldo. Pro sports team: OKC Thunder. Meal: Rice, Chicken, Sweet plantains. Midnight snack: Chicken wings. Video game: Grand Theft Auto. Class at UM: Dance. Ice Cream: Strawberry. Cereal: Lucky Charms. Movie: Fast & Furious 6. TV Show: Game of Thrones. Musical Artist: Future.
- When I played ball as a kid, I pretended I was: Hakeem Olajuwon. When I was little, I wanted to be a: Soccer player. Now my dream job is: Own my own business.

## IZUNDU HIGHS

### Points

Season: 16, at NC State, 2/4/17  
 Career: 16, at NC State, 2/4/17  
 ACC: 16, at NC State, 2/4/17

### Rebounds

Season: 7, vs. NC State, 12/31/16  
 Career: 7 (2x) last vs. NC State, 12/31/16  
 ACC: 7, vs. NC State, 12/31/16

### Assists

Season: 1 (3x) last at Duke, 1/21/17  
 Career: 1 (6x) last at Duke, 1/21/17  
 ACC: 1 (2x) last at Duke, 1/21/17

### Steals

Season: 1 (5x) last at NC State, 2/4/17  
 Career: 1 (7x), at NC State, 2/4/17  
 ACC: 1 (3x) last at NC State, 2/4/17

### Blocked Shots

Season: 3 (3x) last vs. Notre Dame, 1/12/17  
 Career: 3 (3x) last vs. Notre Dame, 1/12/17  
 ACC: 3, vs. Notre Dame, 1/12/17

### Field Goals

Season: 6, at NC State, 2/4/17  
 Career: 6, at NC State, 2/4/17  
 ACC: 6, at NC State, 2/4/17

### Field Goal Attempts

Season: 9, at NC State, 2/4/17  
 Career: 9, at NC State, 2/4/17  
 ACC: 9, at NC State, 2/4/17

### Free Throws

Season: 4 (3x) last at NC State, 2/4/17  
 Career: 5, vs. Mississippi State, 11/19  
 ACC: 4 (2x) last at NC State, 2/4/17

### Free Throw Attempts

Season: 5 (2x) last at NC State, 2/4/17  
 Career: 7, vs. Mississippi State, 11/19  
 ACC: 6, at North Carolina, 2/20/16

### 3-Point Field Goal Attempts

Career: --

### Minutes

Season: 27, at NC State, 2/4/17  
 Career: 27, at NC State, 2/4/17  
 ACC: 27, at NC State, 2/4/17

2015-16			
Opposition	P	R	A
UTRGV	0	0	0
Louisiana	0	0	0
vs. Miss. St.	11	7	0
vs. Utah	4	3	1
vs. Butler	DNP		
Northeastern	DNP		
at Nebraska	DNP		
Charlotte	0	0	1
Florida	0	1	0
Charleston	1	0	0
at La Salle	6	4	0
Princeton	DNP		
Syracuse	DNP		
Florida State	DNP		
at Virginia	DNP		
at Clemson	0	0	0
at Boston College	DNP		
Wake Forest	DNP		
DUKE	DNP		
at NC State	DNP		
Notre Dame	DNP		
at Georgia Tech	DNP		
Pittsburgh	2	0	0
at Florida State	0	0	0
Virginia Tech	0	0	0
at North Carolina	6	2	1
Virginia	DNP		
Louisville	DNP		
at Notre Dame	DNP		
at Virginia Tech	2	0	0
vs. Virginia Tech	DNP		
vs. Virginia	DNP		
vs. Buffalo	DNP		
vs. Wichita State	DNP		
vs. Villanova	0	2	0

## IZUNDU CAREER STATISTICS

Season	GP	GS	Min.	Avg.	3-Point			Free Throws			Rebounds				Scoring										
					FG	FGA	Pct.	FT	FTA	Pct.	Off.	Def.	Tot.	Avg.	PF	FO	Ast.	TO	Blk	Stl	Pts.	Avg.			
2015-16	15	0	79	5.3	10	16	.625	0	0	.000	12	19	.632	13	6	19	1.3	17	0	3	5	3	2	32	2.1
2016-17	21	4	240	11.4	34	57	.596	0	0	.000	21	28	.750	33	35	68	3.2	48	2	3	21	19	5	89	4.2
TOTAL	36	4	319	8.9	44	73	.603	0	0	.000	33	47	.702	46	41	87	2.4	65	2	6	26	22	7	121	3.4

## IZUNDU 2016-17

Opponent	Date	GS	TOTAL			3-PTS			FREE THROWS			REBOUNDS				PF	FO	A	TO	Blk	Stl	Pts	Avg	
			Min	FG	FGA	Pct	3FG	FGA	Pct	FT	FTA	Pct	Off	Def	Tot									Avg
W Carolina	11-11-16	*	13	5	5	1.000	0	0	.000	4	4	1.000	2	3	5	5.0	3	0	1	3	1	1	14	14.0
at North Florida	11-16-16	*	4	2	2	1.000	0	0	.000	0	0	.000	3	1	4	4.5	1	0	0	0	0	0	4	9.0
Penn	11-19-16		DNP - lower left extremity injury																					
vs Stanford	11-24-16	*	11	0	2	.000	0	0	.000	0	0	.000	2	1	3	4.0	2	0	0	1	1	0	0	6.0
vs Iowa State	11-25-16	*	9	0	0	.000	0	0	.000	0	0	.000	1	2	3	3.8	1	0	0	1	1	0	0	4.5
vs Florida	11-27-16		2	0	0	.000	0	0	.000	0	0	.000	0	0	0	3.0	2	0	0	0	0	0	0	3.6
RUTGERS	11-30-16		12	2	2	1.000	0	0	.000	0	0	.000	0	2	2	2.8	4	0	0	2	3	0	4	3.7
vs Wofford	12-03-16		15	3	5	.600	0	0	.000	3	4	.750	3	2	5	3.1	3	0	0	3	1	1	9	4.4
SC STATE	12-06-16		17	4	7	.571	0	0	.000	1	2	.500	2	1	3	3.1	0	0	0	1	3	0	9	5.0
FAU	12-16-16		6	0	0	.000	0	0	.000	2	2	1.000	1	1	2	3.0	4	0	0	3	0	1	2	4.7
GEO. WASH.	12-22-16		20	4	6	.667	0	0	.000	4	5	.800	3	1	4	3.1	1	0	0	0	1	0	12	5.4
COLUMBIA	12-28-16		16	2	3	.667	0	0	.000	2	2	1.000	1	2	3	3.1	2	0	1	0	1	1	6	5.5
NC STATE	12-31-16		19	1	2	.500	0	0	.000	1	2	.500	4	3	7	3.4	3	0	0	1	0	0	3	5.3
at Syracuse	01-04-17		7	0	1	.000	0	0	.000	0	0	.000	1	1	2	3.3	2	0	0	0	1	0	0	4.8
NOTRE DAME	01-12-17		10	1	1	1.000	0	0	.000	0	0	.000	1	3	4	3.4	3	0	0	0	3	0	2	4.6
at Pitt	01-14-17		9	1	3	.333	0	0	.000	0	0	.000	1	1	2	3.3	2	0	0	1	0	0	2	4.5
at Wake Forest	01-18-17		10	3	4	.750	0	0	.000	0	0	.000	2	3	5	3.4	5	1	0	1	0	0	6	4.6
at Duke	01-21-17		14	0	2	.000	0	0	.000	0	2	.000	1	1	2	3.3	1	0	1	1	0	0	0	4.3
BOSTON COLLEGE	01-25-17		6	0	2	.000	0	0	.000	0	0	.000	0	2	2	3.2	2	0	0	0	0	0	0	4.1
NORTH CAROLINA	01-28-17		8	0	1	.000	0	0	.000	0	0	.000	0	3	3	3.2	2	0	0	0	2	0	0	3.8
FLORIDA STATE	02-01-17		5	0	0	.000	0	0	.000	0	0	.000	1	0	1	3.1	0	0	0	1	0	0	0	3.7
at NC State	02-04-17		27	6	9	.667	0	0	.000	4	5	.800	4	2	6	3.2	5	1	0	2	1	1	16	4.2



# 3 ANTHONY LAWRENCE, JR.

So. | 6-7 | 210 | Guard  
St. Petersburg, Fla. | Lakewood Senior HS

- Nickname is Amp.
- Can play multiple positions. Was point guard in high school and plays small forward at Miami.
- Athletic and can attack the basket with authority.
- Son of a high school coach.
- Increased 185 bench to 18 reps as a sophomore, from 12 as a freshman.
- Benched personal best 320 lbs in Oct. 2016. Has added 15 lbs on bench since March 2016.
- Led Lakewood Senior High School team to the Class 5A state championship game as a junior. Scored 18 points in the championship game and totaled 25 rebounds in two state tournament games.
- Averaged 20 points and 13 rebounds as a junior at Lakewood. In sophomore campaign, averaged 21 points, eight rebounds and four steals.
- Listed as a three-star recruit by ESPN.
- Played AAU ball for Each 1 Teach 1 Elite.
- Also was on the track team in high school, participating in the high jump.
- Born Sept. 6, 1996 in St. Petersburg, Fla. Son of Anthony Sr. and Zelia One sister, Taylor.
- Father, Anthony Lawrence Sr., was a two-year letterman at Miami from 1991-93 and after college, played overseas in Portugal, Mexico and the Dominican Republic. Uncle, Patrick, also played at Miami from 1991-94.
- Majoring in sports administration.
- Played in first basketball game at age four.

• Favorites: Athlete: LeBron. Athlete in another sport: Lionel Messi. Pro sports team: Warriors. Meal: Crabs. Midnight snack: Gushers. Class at UM: Dance. Book: More than a Game – LeBron James. Ice Cream: Vanilla. Cereal: Captain Crunch with Crunch Berries. Movie: Friday. TV Show: Martin. Musical Artist: Young Thug.

• When I played ball as a kid, I pretended I was: LeBron. My first job was: Swept floors at a barber shop. When I was little, I wanted to be a: Rapper or NBA player. Now my dream job is: Rapper.

2015-16			
Opposition	P	R	A
UTRGV	1	2	0
Louisiana	12	6	4
vs. Miss. St.	10	4	2
vs. Utah	0	0	2
vs. Butler	7	1	1
Northeastern	0	1	0
at Nebraska	13	7	0
Charlotte	9	1	1
Florida	DNP		
Charleston	11	2	1
at La Salle	2	2	3
Princeton	0	1	0
Syracuse	1	2	0
Florida State	0	0	0
at Virginia	0	1	0
at Clemson	3	1	0
at Boston College	0	0	1
Wake Forest	0	0	0
DUKE	DNP		
at NC State	0	0	0
Notre Dame	18	2	0
at Georgia Tech	5	3	3
Pittsburgh	2	1	0
at Florida State	3	1	1
Virginia Tech	5	2	0
at North Carolina	11	4	2
Virginia	1	3	2
Louisville	3	2	1
at Notre Dame	0	1	2
at Virginia Tech	2	4	0
vs. Virginia Tech	4	2	1
vs. Virginia	5	4	0
vs. Buffalo	0	0	0
vs. Wichita State	0	2	0
vs. Villanova	8	1	0

## LAWRENCE, JR. HIGHS

### Points

Season: 19, at NC State, 2/4/17  
 Career: 19 at NC State, 2/4/17  
 ACC: 19, at NC State, 2/4/17

### Rebounds

Season: 9, vs. Notre Dame, 1/12/17  
 Career: 9, vs. Notre Dame, 1/12/17  
 ACC: 9, vs. Notre Dame, 1/12/17

### Assists

Season: 4, vs. North Carolina, 1/28/17  
 Career: 4 (2x) last vs. North Carolina, 1/28/17  
 ACC: 4, vs. North Carolina, 1/28/17

### Steals

Season: 4 (2x) last vs. Stanford, 11/24/16  
 Career: 4 (2x) last vs. Stanford, 11/24/16  
 ACC: 3, vs. North Carolina, 1/28/17

### Blocked Shots

Season: 3, vs. Western Carolina, 11/11/16  
 Career: 3, vs. Western Carolina, 11/11/16  
 ACC: 2 (2x) last vs. Virginia Tech, 2/17/16

### Field Goals

Season: 7, at NC State, 2/4/17  
 Career: 7, at NC State, 2/4/17  
 ACC: 7, at NC State, 2/4/17

### Field Goal Attempts

Season: 9 (3x) last at NC State, 2/4/17  
 Career: 9 (3x) last at NC State, 2/4/17  
 ACC: 9 (2x) last at NC State, 2/4/17

### Free Throws

Season: 4 (2x) last at Wake Forest, 1/18/17  
 Career: 5, vs. Louisiana, 11/16/15  
 ACC: 4 (2x) last at Wake Forest, 1/18/17

### Free Throw Attempts

Season: 5 (2x) last vs. Columbia, 12/28/16  
 Career: 6 (2x) last vs. Mississippi State, 11/19/15  
 ACC: 5, vs. Notre Dame, 2/3/16

### 3-Point Field Goals

Season: 4, at Wake Forest, 1/18/17  
 Career: 4 (2x) last at Wake Forest, 1/18/17  
 ACC: 4 (2x) last at Wake Forest, 1/18/17

### 3-Point Field Goal Attempts

Season: 8, at Wake Forest, 1/18/17  
 Career: 8, at Wake Forest, 1/18/17  
 ACC: 8, at Wake Forest, 1/18/17

### Minutes

Season: 33, vs. Penn, 11/19/16  
 Career: 33, vs. Penn, 11/19/16  
 ACC: 32, at NC State, 2/4/17

## LAWRENCE CAREER STATISTICS

Season	GP	GS	Min.	Avg.	3-Point			Free Throws			Rebounds				Scoring										
					FG	FGA	Pct.	FT	FTA	Pct.	Off.	Def.	Tot.	Avg.	PF	FO	Ast.	TO	Blk	Stl	Pts.	Avg.			
2015-16	33	0	397	12.0	47	92	.511	18	42	.429	24	40	.600	29	34	63	1.9	39	0	27	13	11	17	136	4.1
2016-17	22	9	538	24.5	52	118	.441	23	62	.371	26	38	.684	21	65	86	3.9	53	1	30	30	12	29	153	7.0
TOTAL	55	9	935	17.0	99	210	.471	41	104	.394	50	78	.641	50	99	149	2.7	92	1	57	43	23	46	289	5.3

## LAWRENCE 2016-17

Opponent	Date	GS	Min	TOTAL			3-PTS			FREE THROWS			REBOUNDS				PF	FO	A	TO	Blk	Stl	Pts	Avg
				FG	FGA	Pct	3FG	FGA	Pct	FT	FTA	Pct	Off	Def	Tot	Avg								
W Carolina	11-11-16	*	23	3	5	.600	1	1	1.000	1	1	1.000	1	5	6	6.0	2	0	3	1	3	3	8	8.0
at North Florida	11-16-16	*	31	4	8	.500	1	3	.333	1	2	.500	1	4	5	5.5	1	0	2	4	1	1	10	9.0
Penn	11-19-16	*	33	0	3	.000	0	1	.000	0	0	.000	0	3	3	4.7	3	0	2	3	1	4	0	6.0
vs Stanford	11-24-16	*	24	6	9	.667	3	6	.500	3	3	1.000	0	3	3	4.3	3	0	1	2	0	4	18	9.0
vs Iowa State	11-25-16	*	24	1	6	.167	0	2	.000	4	5	.800	0	2	2	3.8	4	0	0	2	0	1	6	8.4
vs Florida	11-27-16	*	20	1	4	.250	0	3	.000	0	0	.000	0	3	3	3.7	5	1	2	1	0	1	2	7.3
RUTGERS	11-30-16		25	2	6	.333	1	4	.250	3	4	.750	0	4	4	3.7	0	0	0	1	0	2	8	7.4
vs Wofford	12-03-16		17	1	2	.500	1	2	.500	0	0	.000	0	5	5	3.9	1	0	1	2	0	0	3	6.9
SC STATE	12-06-16		23	1	4	.250	1	3	.333	2	2	1.000	1	6	7	4.2	2	0	1	0	1	0	5	6.7
FAU	12-16-16		23	4	5	.800	3	3	1.000	2	4	.500	3	3	6	4.4	3	0	0	1	0	1	13	7.3
GEO. WASH.	12-22-16		21	1	3	.333	0	0	.000	0	0	.000	0	2	2	4.2	3	0	2	1	1	1	2	6.8
COLUMBIA	12-28-16		29	4	6	.667	0	1	.000	2	5	.400	3	2	5	4.3	3	0	1	3	2	3	10	7.1
NC STATE	12-31-16		28	3	8	.375	0	4	.000	0	2	.000	2	3	5	4.3	2	0	1	1	0	2	6	7.0
at Syracuse	01-04-17		6	0	1	.000	0	0	.000	0	0	.000	0	0	0	4.0	2	0	1	1	0	0	0	6.5
NOTRE DAME	01-12-17		25	2	9	.222	1	2	.500	1	2	.500	7	2	9	4.3	1	0	1	1	1	1	6	6.5
at Pitt	01-14-17		26	4	5	.800	1	1	1.000	0	0	.000	1	4	5	4.4	4	0	2	0	0	2	9	6.6
at Wake Forest	01-18-17		23	4	8	.500	4	8	.500	4	4	1.000	0	0	0	4.1	3	0	2	1	0	0	16	7.2
at Duke	01-21-17		14	0	3	.000	0	2	.000	0	0	.000	0	0	0	3.9	4	0	0	0	0	0	0	6.8
BOSTON COLLEGE	01-25-17	*	30	2	5	.400	2	4	.500	1	2	.500	1	5	6	4.0	1	0	1	3	0	0	7	6.8
NORTH CAROLINA	01-28-17	*	31	1	5	.200	1	4	.250	0	0	.000	0	4	4	4.0	3	0	4	1	1	3	3	6.6
FLORIDA STATE	02-01-17	*	30	1	4	.250	0	3	.000	0	0	.000	0	2	2	3.9	2	0	1	0	0	0	2	6.4
at NC State	02-04-17		32	7	9	.778	3	5	.600	2	2	1.000	1	3	4	3.9	1	0	2	1	1	0	19	7.0





# 14 RODNEY MILLER

Fr. | 7-0 | 258 | Center  
Laurelton, N.Y. | Oak Hill Academy (Va.)

- Soft touch around the rim.
  - Never lifted weights in high school. Increased 185 bench from one rep to four reps in three months.
  - Consensus four-star recruit, ranked No. 90 overall by Scout.com and No. 96 by 247.com. As a center, was ranked No. 15 by ESPN and No. 17 by Scout.com.
  - Has a 7-foot-1-inch wingspan.
  - Played AAU ball for the NY Lightning.
  - In 2014 participated in the Nike Elite 100.
  - On Oak Hill's Honor Court, a leadership committee where student members are chosen by the administration for their citizenship and sound ethical and moral judgment.
  - Also played baseball and water polo in school.
  - Played freshman season at St. Benedict's (N.J.).
  - Born Dec. 29, 1996. Son of Maria and Rodney Miller, Sr. Brother to Sasha.
  - Majoring in business and finance.
  - Started playing basketball at age 11 and first dunk was at age 12, in the Rucker League.
- Favorites: Athlete: Bill Russell. Athlete in another sport: Cristiano Ronaldo. Pro sports team: NY Knicks. Meal: Mom's meatloaf / mashed potatoes. Midnight snack: Honey Bun. Class at UM: Public Speaking. Ice Cream: Rocky Road. Cereal: Cinnamon Toast Crunch. Movie: Space Jam. TV Show: The Flash.
- No one can believe I watch: Naruto (anime). My dream job is: Businessman in NBA.

## MILLER HIGHS

### Points

Season: 5, vs. Western Carolina, 11/11/16  
ACC: 3, vs. Florida State, 2/1/17

### Rebounds

Season: 3, at North Florida, 11/16/16  
ACC: --

### Assists

Season: --  
ACC: --

### Steals

Season: --  
ACC: --

### Blocked Shots

Season: 1, vs. NC State, 12/31/16  
ACC: 1, vs. NC State, 12/31/16

### Field Goals

Season: 2, at North Florida, 11/16/16  
ACC: --

### Field Goal Attempts

Season: 4, vs. Western Carolina, 11/11/16  
ACC: 1, at Pitt, 1/14/17

### Free Throws

Season: 3, vs. Western Carolina, 11/11/16  
ACC: 1, at Wake Forest, 1/18/17

### Free Throw Attempts

Season: 6, vs. Western Carolina, 11/11/16  
ACC: 2, at Wake Forest, 1/18/17

### 3-Point Field Goals

Season: --  
ACC: --

### 3-Point Field Goal Attempts

Season: --  
ACC: --


### Minutes

Season: 11, at North Florida, 11/16/16  
ACC: 3, vs. NC State, 12/31/16

## MILLER CAREER STATISTICS

Season	GP	GS	Min.	Avg.	3-Point			Free Throws			Rebounds				Scoring										
					FG	FGA	Pct.	FT	FTA	Pct.	Off.	Def.	Tot.	Avg.	PF	FO	Ast.	TO	Blk	Stl	Pts.	Avg.			
2016-17	12	0	47	3.9	4	8	.500	0	0	.000	4	9	.444	3	4	7	0.6	5	0	0	1	1	0	12	1.0

MILLER 2016-17		TOTAL		3-PTS			FREE THROWS			REBOUNDS				SCORING										
Opponent	Date	GS	Min	FG	FGA	Pct	3FG	FGA	Pct	FT	FTA	Pct	Off	Def	Tot	Avg	PF	FO	A	TO	Blk	Stl	Pts	Avg
W Carolina	11-11-16	10	1	4	.250	0	0	.000	3	6	.500	2	0	2	2.0	1	0	0	0	0	0	0	5	5.0
at North Florida	11-16-16	11	2	2	1.000	0	0	.000	0	0	.000	1	2	3	2.5	2	0	0	0	0	0	0	4	4.5
Penn	11-19-16	4	1	1	1.000	0	0	.000	0	0	.000	0	0	0	1.7	1	0	0	0	0	0	0	2	3.7
vs Stanford	11-24-16	DNP																						
vs Iowa State	11-25-16	DNP																						
vs Florida	11-27-16	1	0	0	.000	0	0	.000	0	0	.000	0	0	0	1.3	0	0	0	0	0	0	0	0	2.8
RUTGERS	11-30-16	2	0	0	.000	0	0	.000	0	1	.000	0	0	0	1.0	1	0	0	0	0	0	0	0	2.2
vs Wofford	12-03-16	DNP																						
SC STATE	12-06-16	7	0	0	.000	0	0	.000	0	0	.000	0	2	2	1.2	0	0	0	1	0	0	0	0	1.8
FAU	12-16-16	3	0	0	.000	0	0	.000	0	0	.000	0	0	0	1.0	0	0	0	0	0	0	0	0	1.6
GEO. WASH.	12-22-16	DNP																						
COLUMBIA	12-28-16	DNP																						
NC STATE	12-31-16	3	0	0	.000	0	0	.000	0	0	.000	0	0	0	0.9	0	0	0	0	1	0	0	0	1.4
at Syracuse	01-04-17	0	0	0	.000	0	0	.000	0	0	.000	0	0	0	0.8	0	0	0	0	0	0	0	0	1.2
NOTRE DAME	01-12-17	DNP																						
at Pitt	01-14-17	2	0	1	.000	0	0	.000	0	0	.000	0	0	0	0.7	0	0	0	0	0	0	0	0	1.1
at Wake Forest	01-18-17	1	0	0	.000	0	0	.000	1	2	.500	0	0	0	0.6	0	0	0	0	0	0	0	1	1.1
at Duke	01-21-17	DNP																						
BOSTON COLLEGE	01-25-17	DNP - Illness																						
NORTH CAROLINA	01-28-17	DNP - Illness																						
FLORIDA STATE	02-01-17	3	0	0	.000	0	0	.000	0	0	.000	0	0	0	0.6	0	0	0	0	0	0	0	0	1.0
at NC State	02-04-17	DNP																						



# 21 KAMARI MURPHY

RSr. | 6-8 | 220 | Forward  
Brooklyn, N.Y. | Oklahoma State | IMG | Lincoln HS

### Miami Hoophall Invitational MVP, 2016

- First name pronounced Kuh-mar-EE.
- Explosive athlete with pogo-stick type hops.
- Versatile defender who can guard positions 1-5.
- Excellent rebounder at both ends of the court.
- Great straight-line driver.
- Focused on increasing skill level to become a consistent perimeter shooter and to gain a proficient inside-outside game.
- 43-inch three-step vertical jump.
- Three-rep squat max is 385 lbs.
- 20 reps in 185 lb bench press. Max bench is 305.
- Transferred from Oklahoma State in fall of 2014. Sat out 2014-15 season at Miami due to NCAA transfer rules.
- Led Cowboys in total rebounds and total blocks as a sophomore.
- Graduated from Lincoln High School in Brooklyn, N.Y., same school that produced Stephon Marbury, Sebastian Telfair and Lance Stephenson. Averaged 17 points and more than 10 rebounds per game as senior. Helped lead Railsplitters to PSAL Class-AA title game as senior and Brooklyn regular-season crown and borough title. Also played football for two seasons in high school. Ranked as No. 6 player in state of New York in 2011 according to HoopScoop.com.
- Spent post-graduate year at IMG Academy in Bradenton, Fla., and was starting forward. Averaged 20.0 points, 10.0 rebounds and 3.0 assists for team that finished 28-2 against prep schools and was ranked among the top-five nationally. Ranked No. 10 on HoopScoop.com's list of top fifth-year players in 2012.
- Born on Dec. 14, 1993. Son of Michael Murphy and Kemel and Kaheem Draper. Second oldest of six boys: Jacori, Kusamae, Maalik, Mikwan and Kieron.
- Graduated in May 2016 with B.A. in sociology and minor in communications, now pursuing second degree.
- Started playing basketball at age four.

- Favorites: Athlete: LeBron James. Athlete in another sport: Tom Brady. Pro sports team: Cavs. Meal: Soul food. Midnight snack: Peanut butter & jelly. Video game: 2K FIFA. Ice Cream: Strawberry. Cereal: Frosted Flakes. Movie: Gone in 60 Seconds. TV Show: Power. Musical Artist: Young Thug / Drake. Life is not a sprint, it is a marathon.

• No one can believe I watch: Animal Planet. When I played ball as a kid, I pretended I was: Kevin Garnett. Why UM: Coach L. Started playing basketball: Age 10.

2012-13 (OSU)				2013-14 (OSU)				2015-16 (UM)			
Opposition	P	R	A	Opposition	P	R	A	Opposition	P	R	A
UC Davis	7	6	0	Utah Valley	2	6	1	UTRGV			
vs Akron	1	6	0	Arkansas-PB	7	6	0	Louisiana			
vs Tennessee	4	7	1	Memphis	5	7	1	vs. Miss. St.			
vs NC State	4	10	1	at USF	0	5	2	vs. Utah	2	1	1
Portland State	9	5	0	vs Purdue	6	6	0	vs. Butler	5	4	0
at Virginia Tech	13	5	1	vs Butler	10	8	2	Northeastern	2	6	0
USF	8	7	2	vs Memphis	6	6	0	at Nebraska	10	5	0
Missouri State	4	9	2	South Carolina	8	7	0	Charlotte	11	7	1
Central Arkansas	9	7	1	vs Louisiana Tech	10	3	1	Florida	8	6	1
UT Arlington	2	1	0	Delaware State	5	7	1	Charleston	4	6	0
Tennessee Tech	12	5	2	vs Colorado	4	5	0	at La Salle	6	10	1
Gonzaga	0	1	0	Robert Morris	10	8	3	Princeton	10	5	1
at Kansas State	6	1	0	at Kansas State	2	3	1	Syracuse	8	8	1
TCU	4	6	3	Texas	4	5	1	Florida State	5	6	1
at Oklahoma	0	3	0	at West Virginia	7	5	0	at Virginia	0	3	0
Texas Tech	5	5	2	TCU	8	8	0	at Clemson	7	6	1
at Baylor	0	0	0	at Kansas	12	1	1	at Boston College	6	6	0
West Virginia	0	0	0	West Virginia	0	2	0	Wake Forest	4	7	2
Iowa State	0	1	0	at Oklahoma	4	9	2	DUKE	4	5	0
at Kansas	4	5	1	Baylor	9	5	0	at NC State	4	4	0
Baylor	8	4	1	Iowa State	7	6	0	Notre Dame	11	2	0
at Texas	5	6	1	at Texas Tech	4	6	1	at Georgia Tech	10	3	0
at Texas Tech	4	4	0	at Texas	10	10	0	Pittsburgh	4	8	0
Oklahoma	2	4	0	Oklahoma	7	13	1	at Florida State	4	9	0
Kansas	0	0	0	at Baylor	3	9	2	Virginia Tech	6	10	0
at West Virginia	2	2	1	Texas Tech	10	6	2	at North Carolina	2	5	1
at TCU	2	1	0	at TCU	6	11	1	Virginia	4	11	1
Texas	1	4	0	Kansas	8	4	0	Louisville	0	3	0
at Iowa State	2	2	1	Kansas State	4	6	0	at Notre Dame	2	7	1
Kansas State	0	1	0	at Iowa State	6	9	0	vs. Virginia Tech	9	6	0
vs Baylor	2	0	1	vs Texas Tech	2	1	0	vs. Virginia Tech	4	5	1
vs Kansas State	2	6	0	vs Kansas	6	6	0	vs. Buffalo	7	4	0
Oregon	4	6	0	vs. Gonzaga	8	8	0	vs. Wichita State	4	7	0
								vs. Villanova	6	3	1

DOUBLE-DOUBLES		
Opposition	P	R
NC State	11	10
Wofford	14	10
Buffalo	11	13
Texas	10	10

### MURPHY HIGHS


- Points**  
Season: 14, vs. Wofford, 12/3/16  
Career: 14, vs. Wofford, 12/3/16  
ACC: 11 (2x) last vs. NC State, 12/31/16
- Rebounds**  
Season: 15, at Duke, 1/21/17  
Career: 15, at Duke, 1/21/17  
ACC: 15, at Duke, 1/21/17
- Assists**  
Season: 2, vs. Penn, 11/19/16  
Career: 3 (2x) last vs. Robert Morris, 12/30/13  
ACC: 2, vs. Wake Forest, 1/23/16
- Steals**  
Season: 2, vs. Florida State, 2/1/17  
Career: 3, vs. Texas, 1/8/14  
ACC: 2, vs. Florida State, 2/1/17
- Blocked Shots**  
Season: 2 (3x) last at Duke, 1/21/17  
Career: 4 (3x) last vs. Texas, 1/8/14  
ACC: 2 (5x) last at Duke, 1/21/17
- Field Goals**  
Season: 5 (3x) last vs. NC State, 12/31/16  
Career: 6, at Virginia Tech, 12/1/12  
ACC: 5, vs. NC State, 12/31/16
- Field Goal Attempts**  
Season: 10, vs. Wofford, 12/3/16  
Career: 11, vs. Gonzaga, 3/21/14  
ACC: 9 (2x) last vs. NC State, 12/31/16
- Free Throws**  
Season: 4 (2x) last vs. Boston College, 1/25/17  
Career: 5, vs. Notre Dame, 2/3/16  
ACC: 5, vs. Notre Dame, 2/3/16
- Free Throw Attempts**  
Season: 5 (2x) last vs. Boston College, 1/25/17  
Career: 6 vs. Texas Tech, 1/19/13  
ACC: 5 (2x) last vs. Boston College, 1/25/17
- 3-Point Field Goals**  
Season: --  
Career: 1 (2x) last vs. Central Ark., 12/16/12  
ACC: --
- 3-Point Field Goal Attempts**  
Season: 1, vs. Penn, 11/19/16  
Career: 1 (12x) last, vs. Penn, 11/19/16  
ACC: 1 (4x) last at North Carolina, 2/20/16
- Minutes**  
Season: 36, vs. Florida, 11/27/16  
Career: 41, at Iowa State, 3/8/14  
ACC: 35, at Syracuse, 1/4/17

### MURPHY CAREER STATISTICS

OK State	GP	GS	Min.	Avg.	3-Point			Free Throws			Rebounds				Scoring										
					FG	FGA	Pct.	FT	FTA	Pct.	Off.	Def.	Tot.	Avg.	PF	FO	Ast.	TO	Blk	Stl	Pts.	Avg.			
2012-13	33	15	596	18.1	53	115	.461	2	4	.500	18	35	.514	52	78	130	3.9	73	2	21	35	20	8	126	3.8
2013-14	33	21	855	25.9	82	153	.536	0	0	.000	36	63	.571	63	144	207	6.3	113	10	23	38	41	17	200	6.1
Totals	66	36	1451	22.0	135	268	.504	2	4	.500	54	98	.551	115	222	337	5.1	186	12	44	73	61	25	326	4.9
<b>Miami</b>																									
2015-16	32	28	797	24.9	78	153	.510	0	7	.000	24	43	.558	47	144	191	6.0	68	2	16	26	30	13	180	5.6
2016-17	22	22	614	27.9	54	115	.470	0	1	.000	26	44	.591	63	110	173	7.9	54	2	10	39	16	7	134	6.1
TOTAL	54	50	1411	26.1	132	268	.493	0	8	.000	50	87	.575	110	254	364	6.7	122	4	26	65	46	20	314	5.8

### MURPHY 2016-17

Opponent	Date	GS	Min	TOTAL			3-PTS			FREE THROWS			REBOUNDS				PF	FO	A	TO	Blk	Stl	Pts	Avg
				FG	FGA	Pct	3FG	FGA	Pct	FT	FTA	Pct	Off	Def	Tot	Avg								
W Carolina	11-11-16	*	24	5	9	.556	0	0	.000	3	4	.750	3	5	8	8.0	1	0	0	2	1	1	13	13.0
at North Florida	11-16-16	*	27	3	6	.500	0	0	.000	2	2	1.000	3	6	9	8.5	2	0	1	3	0	0	8	10.5
Penn	11-19-16	*	26	3	7	.429	0	1	.000	0	0	.000	4	4	8	8.3	4	0	2	1	0	1	6	9.0
vs Stanford	11-24-16	*	32	3	5	.600	0	0	.000	0	1	.000	2	5	7	8.0	3	0	1	3	2	0	6	8.3
vs Iowa State	11-25-16	*	32	1	5	.200	0	0	.000	2	2	1.000	2	10	12	8.8	3	0	0	4	0	0	4	7.4
vs Florida	11-27-16	*	36	1	5	.200	0	0	.000	0	0	.000	2	8	10	9.0	1	0	1	2	1	0	2	6.5
RUTGERS	11-30-16	*	30	1	2	.500	0	0	.000	2	3	.667	2	2	4	8.3	5	1	0	3	3	1	4	6.1
vs Wofford	12-03-16	*	28	5	10	.500	0	0	.000	4	4	1.000	3	7	10	8.5	2	0	0	1	1	0	14	7.1
SC STATE	12-06-16	*	20	4	4	1.000	0	0	.000	0	2	.000	3	3	6	8.2	0	0	0	1	0	0	8	7.2
FAU	12-16-16	*	23	3	6	.500	0	0	.000	1	5	.200	3	7	10	8.4	3	0	1	1	0	0	7	7.2
GEO. WASH.	12-22-16	*	25	2	5	.400	0	0	.000	1	2	.500	3	1	4	8.0	2	0	1	1	0	0	5	7.0
COLUMBIA	12-28-16	*	21	3	4	.750	0	0	.000	1	2	.500	2	3	5	7.8	3	0	0	3	0	0	7	7.0
NC STATE	12-31-16	*	32	5	9	.556	0	0	.000	1	1	1.000	6	4	10	7.9	2	0	0	0	0	0	11	7.3
at Syracuse	01-04-17	*	35	4	4	1.000	0	0	.000	0	2	.000	2	2	4	7.6	2	0	0	2	1	0	8	7.4
NOTRE DAME	01-12-17	*	32	3	7	.429	0	0	.000	1	2	.500	5	7	12	7.9	2	0	0	1	2	0	7	7.3
at Pitt	01-14-17	*	25	1	2	.500	0	0	.000	0	0	.000	1	7	8	7.9	3	0	1	2	1	1	2	7.0
at Wake Forest	01-18-17	*	26	0	3	.000	0	0	.000	2	4	.500	1	4	5	7.8	5	1	0	0	0	0	2	6.7
at Duke	01-21-17	*	27	2	7	.286	0	0	.000	0	1	.000	7	8	15	8.2	2	0	1	3	2	0	4	6.6
BOSTON COLLEGE	01-25-17	*	33	2	5	.400	0	0	.000	4	4	1.000	1	6	7	8.1	3	0	0	2	1	1	8	6.6
NORTH CAROLINA	01-28-17	*	29	2	5	.400	0	0	.000	0	0	.000	4	5	9	8.2	4	0	0	1	1	0	4	6.5
FLORIDA STATE	02-01-17	*	33	1	4	.250	0	0	.000	2	3	.667	1	4	5	8.0	2	0	1	2	0	2	4	6.4
at NC State	02-04-17	*	18	0	1	.000	0	0	.000	0	0	.000	3	2	5	7.9	0	0	0	1	0	0	0	6.1



# JA'QUAN NEWTON

Jr. | 6-2 | 187 | Guard  
Philadelphia, Pa. | Neumann-Goretti HS

- First name pronounced Juh-Quan.
- Two-guard turned starting point guard.
- Touted as one of the best sixth men in the country in 2015-16.
- Competitor with a real feel for the game. Fearless and relentless.
- Knack for getting in the lane off the dribble, then makes good decisions in the lane: floater, pass, attack.
- Improved defensively and can play multiple positions, on and off of the ball.
- 185 bench improved from one rep to nine in two seasons. Max bench is 265 lbs.
- Tremendous ability to finish eight feet and in. Working to become a better 3-point shooter.
- As a sophomore was touted by Dick Vitale as the country's best sixth man.
- Increased scoring from 4.0 ppg as a rookie to 10.5 ppg as a sophomore, the fifth-best improvement (+6.5) among ACC players.
- Ranked No. 58 in ESPN's Top 100. Ranked No. 1 in the state and 12th-best PG in the country by ESPN.
- Scored 1,972 career points in high school. Averaged 21.7 ppg as a senior, 18.0 as a junior.
- Leading scorer in both the history of the Catholic School League in Philadelphia and in Neumann-Goretti history.
- Owns three PIAA state titles. Scored 33 points and go-ahead bucket in overtime to win PIAA Class AAA Championship in 2014.
- Catholic League MVP.
- NBPA Top 100 Camp and LeBron James Skills Academy.
- Played AAU ball for Team Final, the same squad as Miami teammate Davon Reed.
- Born Ja'Quan Naasir Newton on Aug. 23, 1995 in Philadelphia. Son of the late Lisa Brown, and Joe Newton. Brother to Cary Rudd and Miing Newton.
- Mother passed away March 2014 after three-year battle with breast cancer, one day prior to state championship game in which Newton scored 33 points.
- Father was the 1998 NABC Division II national player of the year out of the University of Central Oklahoma.
- Started playing basketball at age six and first dunk was in eighth grade in an AAU game.
- Played on Cherashore Playground basketball court at 10th and Olney in Philadelphia.
- Played in the Chosen League.
- Also boxed in high school.
- Majoring in sociology at Miami.

• Favorites: Food: Fried chicken. Movie: Friday. Pro athlete: LeBron James. Subject in school: Math. Ice cream flavor: Cookies and Cream. Cartoon: Tom and Jerry. Player when I was a kid: Allen Iverson. Athlete in another sport: Cristiano Ronaldo. Pro sports team: Cavs. Midnight snack: Honey Bun. Book: Cat in the Hat. Cereal: Cinnamon Toast Crunch. TV Show: Martin. Hate to admit it, but I love: Roller skating. When I was little, I wanted to be: NBA player. Now my dream job is: Sports commentator. Why UM: Style of play and city of Miami. Ideal job after hoops: Coach.

## NEWTON HIGHS

### Points

Season: 23, vs. Boston College, 1/25/17  
 Career: 23, vs. Boston College, 1/25/17  
 ACC: 23, vs. Boston College, 1/25/17

### Rebounds

Season: 9, vs. Columbia, 12/28/16  
 Career: 9, vs. Columbia, 12/28/16  
 ACC: 7, vs. North Carolina, 1/28/17

### Assists

Season: 9, vs. Wofford, 12/3/16  
 Career: 9, vs. Wofford, 12/3/16  
 ACC: 7 (2x) last at Wake Forest, 1/18/17

### Steals

Season: 3 (3x) last vs. Iowa State, 11/25/16  
 Career: 4 (2x) last at NC State, 1/30/16  
 ACC: 4, at NC State, 1/30/16

### Blocked Shots

Season: 1, vs. Rutgers, 11/30/16  
 Career: 1 (9x) last vs. Virginia Tech, 3/10/16  
 ACC: 1 (3x) last vs. Virginia, 2/22/16

### Field Goals

Season: 9, vs. Iowa State, 11/25/16  
 Career: 9, vs. Iowa State, 11/25/16  
 ACC: 8, vs. Boston College, 1/25/17

### Field Goal Attempts

Season: 16 (2x) last vs. Notre Dame, 1/12/17  
 Career: 16 (2x) last vs. Notre Dame, 1/12/17  
 ACC: 16, vs. Notre Dame, 1/12/17

### Free Throws

Season: 7 (2x) last vs. Boston College, 1/25/17  
 Career: 9 (2x) last vs. Virginia, 3/11/16  
 ACC: 7 (2x) last vs. Boston College, 1/25/17

### Free Throw Attempts

Season: 10 (3x) last vs. NC State, 12/31/16  
 Career: 11, vs. Virginia, 3/11/16  
 ACC: 10 (2x) last vs. NC State, 12/31/16

### 3-Point Field Goals

Season: 3, vs. Columbia, 12/28/16  
 Career: 3, vs. Columbia, 12/28/16  
 ACC: 2, vs. Syracuse, 1/2/16

### 3-Point Field Goal Attempts

Season: 5, vs. Columbia, 12/28/16  
 Career: 5, vs. Columbia, 12/28/16  
 ACC: 3 (2x) last at Syracuse, 1/4/17

### Minutes

Season: 38 (2x) last vs. Florida, 11/27/16  
 Career: 38, vs. Iowa State, 11/25/16  
 ACC: 36, vs. Notre Dame, 1/12/17

2014-15				2015-16			
Opposition	P	R	A	Opposition	P	R	A
Howard	8	0	0	UTRGV	11	2	1
at Florida	5	1	3	Louisiana	11	0	5
vs Drexel	7	1	3	vs. Miss. St.	15	2	5
vs Akron	4	0	1	vs. Utah	5	1	1
vs Charlotte	3	3	3	vs. Butler	17	1	3
at Charlotte	0	0	0	Northeastern	13	2	1
South Alabama	5	1	0	at Nebraska	10	2	2
Illinois	0	2	1	Charlotte	14	4	6
Green Bay	0	0	0	Florida	3	1	3
Savannah State	2	0	0	Charleston	20	7	2
Eastern Kentucky	2	2	3	at La Salle	10	2	3
vs Providence	3	0	1	Princeton	13	4	4
Charleston	6	0	0	Syracuse	14	4	2
Virginia	0	1	1	Florida State	13	1	4
at Duke	4	2	3	at Virginia	6	5	1
at Notre Dame	16	2	5	at Clemson	8	4	1
NC State	0	0	1	at Boston College	12	4	2
at Syracuse	3	0	0	Wake Forest	18	1	1
Georgia Tech	3	0	0	DUKE	15	5	5
at Florida State	2	0	1	at NC State	10	2	2
Louisville	3	1	1	Notre Dame	12	1	2
Clemson	1	1	1	at Georgia Tech	14	4	2
at Wake Forest	5	0	2	Pittsburgh	3	1	1
at Boston College	0	0	0	at Florida State	7	4	2
Virginia Tech	0	0	1	Virginia Tech	DNP		
North Carolina	10	1	4	at North Carolina	3	1	1
at Pittsburgh	4	3	1	Virginia	6	1	2
at Virginia Tech	8	4	3	Louisville	DNP		
vs Virginia Tech	0	3	0	at Notre Dame	DNP		
vs Notre Dame	0	0	0	at Virginia Tech	DNP		
Alabama	1	1	2	vs. Virginia Tech	10	2	4
at Richmond	11	5	2	vs. Virginia	19	1	3
vs Temple	9	4	2	vs. Buffalo	10	2	2
vs Stanford	10	5	2	vs. Wichita State	2	0	1
				vs. Villanova	0	0	2

## NEWTON CAREER STATISTICS

Season	GP	GS	Min.	Avg.	FG	FGA	Pct.	3-Point			Free Throws			Rebounds			PF	FO	Ast.	TO	Blk	Stl	Pts.	Avg.	
								FG	FGA	Pct.	FT	FTA	Pct.	Off.	Def.	Tot.									
2014-15	34	3	459	13.5	45	111	.405	4	10	.400	41	64	.641	8	35	43	1.3	34	0	47	39	4	8	135	4.0
2015-16	31	1	703	22.7	105	228	.461	9	26	.346	105	143	.734	16	55	71	2.3	48	0	76	66	5	27	324	10.5
2016-17	22	22	709	32.2	122	258	.473	8	32	.250	77	106	.726	17	65	82	3.7	38	0	84	78	1	25	329	15.0
TOTAL	87	26	1871	21.5	272	597	.456	21	68	.309	223	313	.712	41	155	196	2.3	120	0	207	183	10	60	788	9.1

## NEWTON 2016-17

Opponent	Date	GS	Min	TOTAL			3-PTS			FREE THROWS			REBOUNDS			PF	FO	A	TO	Blk	Stl	Pts	Avg	
				FG	FGA	Pct	3FG	FGA	Pct	FT	FTA	Pct	Off	Def	Tot									Avg
W Carolina	11-11-16	*	25	3	8	.375	0	0	.000	7	10	.700	0	4	4	4.0	2	0	2	2	0	1	13	13.0
at North Florida	11-16-16	*	27	7	10	.700	0	1	.000	2	2	1.000	0	3	3	3.5	3	0	7	0	0	3	16	14.5
Penn	11-19-16	*	34	6	16	.375	1	3	.333	5	6	.833	0	4	4	3.7	0	0	3	5	0	3	18	15.7
vs Stanford	11-24-16	*	37	7	14	.500	0	0	.000	6	10	.600	0	2	2	3.3	2	0	2	1	0	1	20	16.8
vs Iowa State	11-25-16	*	38	9	13	.692	0	0	.000	3	4	.750	0	2	2	3.0	0	0	3	3	0	3	21	17.6
vs Florida	11-27-16	*	38	6	15	.400	0	1	.000	3	3	1.000	2	1	3	3.0	0	0	1	4	0	1	15	17.2
RUTGERS	11-30-16	*	34	5	13	.385	0	2	.000	1	1	1.000	2	4	6	3.4	0	0	3	6	1	1	11	16.3
vs Wofford	12-03-16	*	37	5	8	.625	1	2	.500	4	5	.800	1	1	2	3.3	1	0	9	4	0	0	15	16.1
SC STATE	12-06-16	*	24	4	7	.571	1	2	.500	2	2	1.000	0	1	1	3.0	1	0	5	1	0	0	11	15.6
FAU	12-16-16	*	23	3	9	.333	0	1	.000	2	2	1.000	0	6	6	3.3	2	0	6	1	0	1	8	14.8
GEO. WASH.	12-22-16	*	35	7	12	.583	0	1	.000	0	2	.000	1	1	2	3.2	4	0	5	2	0	1	14	14.7
COLUMBIA	12-28-16	*	30	7	14	.500	3	5	.600	5	8	.625	4	5	9	3.7	1	0	4	10	0	1	22	15.3
NC STATE	12-31-16	*	34	7	15	.467	1	3	.333	6	10	.600	1	3	4	3.7	2	0	1	3	0	1	21	15.8
at Syracuse	01-04-17	*	35	3	12	.250	1	3	.333	1	3	.333	1	3	4	3.7	4	0	7	4	0	1	8	15.2
NOTRE DAME	01-12-17	*	36	5	16	.313	0	1	.000	4	5	.800	1	2	3	3.7	2	0	1	3	0	0	14	15.1
at Pitt	01-14-17	*	30	7	10	.700	0	1	.000	0	1	.000	0	3	3	3.6	0	0	5	7	0	0	14	15.1
at Wake Forest	01-18-17	*	34	3	6	.500	0	0	.000	3	5	.600	1	2	3	3.6	3	0	7	4	0	0	9	14.7
at Duke	01-21-17	*	33	5	13	.385	0	1	.000	3	6	.500	0	3	3	3.6	3	0	1	4	0	1	13	14.6
BOSTON COLLEGE	01-25-17	*	32	8	13	.615	0	1	.000	7	7	1.000	1	4	5	3.6	1	0	2	5	0	2	23	15.1
NORTH CAROLINA	01-28-17	*	27	6	14	.429	0	2	.000	6	6	1.000	1	6	7	3.8	4	0	3	2	0	1	18	15.2
FLORIDA STATE	02-01-17	*	32	4	5	.800	0	0	.000	4	4	1.000	0	3	3	3.8	2	0	2	5	0	1	12	15.0
at NC State	02-04-17	*	34	5	15	.333	0	2	.000	3	4	.750	1	2	3	3.7	1	0	5	2	0	2	13	15.0





# 5 DAVON REED

Sr. | 6-6 | 220 | Guard  
Ewing, N.J. | Princeton Day School (N.J.)

**NABC Honors Court, 2016**  
**All-ACC Academic Basketball Team, 2015, 2016**  
**All-ACC Honor Roll - 2013-14, '14-15, '15-16**  
**NIT All-Tournament Team, 2015**  
**Dean's List (3.5+ GPA) 2x**  
**Athletic Director's Honor Roll (3.2+ GPA) 5x**  
**Book Buster Honor Roll (3.0+ GPA) 5x**

- Name is pronounced Day-von.
- Focused. Structured. Determined. Competitive.
- Student of the game. Will do whatever it takes to win.
- A 3 guard who played out of position at the point his freshman season for Miami.
- Can guard multiple positions, has long arms and a fierce tenacity.
- Mostly a catch-and-shoot guy. Working on game off the bounce.
- Improved both his ability to attack the basket and his layup-making skills.
- Good student. Professional approach to life and everything he does. Mature for his age.
- Improved bench 175 to 250 pounds in four months as a freshman, now max is 300 lbs. Increased 185 bench from 13 to 19 reps. Has added 15 lbs of muscle.
- Four-star swingman listed as a Top 100 player (No. 97) by Rivals.com and No. 78 in Class of 2013 by ESPN.
- Third-best talent in New Jersey and 18th best nationally at shooting guard, according to ESPN.com.
- Kevin Durant Skills Academy. McDonald's All-American candidate.
- 2,000 point scorer. Averaged 24 points and 10 rebounds as a senior, 27 ppg and 9 rpg as a junior. Prep B Player of the Year in New Jersey.
- Youth Role Model Award from Join-Effort Princeton for both dedication to his community and excellence in his personal life.
- Also played football his freshman year of high school.
- Played AAU ball for Team Final, the same squad as Miami teammate Ja'Quan Newton.
- Will intern for the University of Miami athletics marketing department in the spring to complete his degree.

- Born Davon Malcolm Reed on June 11, 1995. Son of David Reed and Rose Reed. Brother to Miles.
- Majoring in sports administration with a minor in marketing and communications. Student-Athlete Advisory Committee representative at UM. Miami Rescue Mission Homeless Shelter volunteer. Elementary school pen pal.
- First played organized basketball at age five, and first dunk was before his freshman year of high school, in a summer league game.

• Favorites: Athlete: LeBron. Athlete in another sport: Antonio Brown. Pro sports team: Steelers. Meal: Italian food. Quote: Dreams don't work unless you do. Subject in school: Science. Midnight snack: Chocolate chip cookies. Book: The Great Gatsby. Ice Cream: Chocolate chip cookie dough. Cereal: Captain Crunch with Crunchberries. Movie: Brown Sugar, Best Man, Love & Basketball. TV Show: Game of Thrones. Musical Artist: J Cole. Cuban Food: Vaca frita de pollo. My first pet was: Siamese fighting fish.

• When I played ball as a kid, I pretended I was: Allen Iverson. My first job was: Summer camp counselor. When I was little, I wanted to be an: NBA player. Now my dream job is: Marketing or real estate. Best advice received: Do what makes you happy. Why UM: ACC basketball, Coach L and sunny south Florida. Started playing basketball: Age 5.

<b>REED Highs</b>	
<b>Points</b>	Season: 26, at NC State, 2/4/17
	Career: 26, at NC State, 2/4/17
	ACC: 26, at NC State, 2/4/17
<b>Rebounds</b>	Season: 7 (3x) last at NC State, 2/4/17
	Career: 12 (2x) last vs. Buffalo, 3/17/16
	ACC: 8, vs. Florida State, 2/25/15
<b>Assists</b>	Season: 6, vs. SC State, 12/6/16
	Career: 7, vs. Loyola, 12/30/13
	ACC: 5 (2x) last at Pitt, 1/14/17
<b>Steals</b>	Season: 3 (4x) last at Duke, 1/21/17
	Career: 5, at Wake Forest, 2/11/15
	ACC: 5, at Wake Forest, 2/11/15
<b>Blocked Shots</b>	Season: 3 (2x) last vs. Boston College, 1/25/17
	Career: 3 (3x) last vs. Boston College, 1/25/17
	ACC: 3 (2x) last vs. Boston College, 1/25/17
<b>Field Goals</b>	Season: 9 (2x) last at NC State, 2/4/17
	Career: 9 (2x) last at NC State, 2/4/17
	ACC: 9 (2x) last at NC State, 2/4/17
<b>Field Goal Attempts</b>	Season: 17 (3x) last at NC State, 2/4/17
	Career: 17 (3x) last at NC State, 2/4/17
	ACC: 17 (3x) last at NC State, 2/4/17
<b>Free Throws</b>	Season: 8, vs. Iowa State, 11/25/16
	Career: 9, vs. Alabama, 3/21/15
	ACC: 7, vs. North Carolina, 1/28/17
<b>Free Throw Attempts</b>	Season: 9 (2x) last vs. North Carolina, 1/28/17
	Career: 14, vs. Alabama, 3/21/15
	ACC: 9, vs. North Carolina, 1/28/17
<b>3-Point Field Goals</b>	Season: 7, at NC State, 2/4/17
	Career: 7, at NC State, 2/4/17
	ACC: 7, at NC State, 2/4/17
<b>3-Point Field Goal Attempts</b>	Season: 10, at NC State, 2/4/17
	Career: 10, at NC State, 2/4/17
	ACC: 10, at NC State, 2/4/17
<b>Minutes</b>	Season: 40, at Duke, 1/21/17
	Career: 45, at Boston College, 2/16/15
	ACC: 45, at Boston College, 2/16/15

2013-14			
Opposition	P	R	A
St. Francis (NY)	3	1	0
Ga. Southern	7	1	2
Texas Southern	11	3	3
at C of Charleston	3	2	3
UCF	17	5	1
vs Geo. Wash.	6	2	2
at CS Fullerton	9	3	2
vs Arizona State	19	1	2
at Nebraska	5	2	2
Virginia Tech	10	5	0
at Savannah State	8	1	1
La Salle	8	0	4
Loyola	8	2	7
at Syracuse	5	0	1
at North Carolina	0	2	0
Florida State	0	1	0
at Georgia Tech	3	0	0
Duke	2	2	0
Syracuse	16	2	0
at Maryland	6	1	1
Norfolk State	4	4	1
Pittsburgh	4	3	1
NC State	3	1	1
at Florida State	7	2	2
at Virginia Tech	5	2	0
Notre Dame	12	3	0
Boston College	0	0	0
at Virginia	2	1	0
at NC State	5	0	0
at Clemson	3	1	0
Wake Forest	3	1	1
vs Virginia Tech	14	1	0
vs NC State	9	0	1


2014-15			
Opposition	P	R	A
Green Bay	0	0	0
Savannah State	0	1	1
Eastern Kentucky	7	4	0
vs Providence	0	2	2
Charleston	5	5	4
Virginia	4	1	0
Boston College	0	2	0
at Duke	4	3	2
at Notre Dame	9	4	4
NC State	10	1	2
at Syracuse	11	2	1
Georgia Tech	6	4	0
at Florida State	11	6	2
Louisville	19	5	1
Clemson	3	2	0
at Wake Forest	17	4	0
at Boston College	19	6	3
Virginia Tech	9	3	5
at Louisville	0	2	1
Florida State	18	8	1
North Carolina	2	3	2
at Pittsburgh	19	3	3
at Virginia Tech	4	5	2
vs Virginia Tech	10	4	1
vs Notre Dame	6	6	1
NC Central	7	3	6
Alabama	15	8	3
at Richmond	10	12	2
vs Temple	6	7	4
vs Stanford	16	5	4

2015-16			
Opposition	P	R	A
UTRGV	14	3	0
Louisiana	19	4	1
vs. Miss. St.	8	3	1
vs. Utah	6	4	1
vs. Butler	7	5	3
Northeastern	19	7	4
at Nebraska	8	4	0
Charlotte	12	5	2
Florida	5	4	0
Charleston	9	0	1
at La Salle	7	6	2
Princeton	13	9	0
Syracuse	4	5	1
Florida State	12	4	2
at Virginia	11	5	0
at Clemson	17	2	2
at Boston College	7	4	1
Wake Forest	4	5	1
DUKE	14	4	1
at NC State	12	4	1
Notre Dame	8	2	1
at Georgia Tech	15	4	2
Pittsburgh	12	4	3
at Florida State	14	4	2
Virginia Tech	12	5	2
at North Carolina	4	2	1
Virginia	21	3	0
Louisville	17	4	1
at Notre Dame	10	6	2
at Virginia Tech	19	2	1
vs. Virginia Tech	17	1	0
vs. Virginia	3	1	1
vs. Buffalo	10	12	0
vs. Wichita State	10	4	1
vs. Villanova	8	2	1

DOUBLE-DOUBLES		
Opposition	P	R
Buffalo	10	12
Richmond	10	12

REED CAREER STATISTICS										3-Point			Free Throws			Rebounds				Scoring					
Season	GP	GS	Min.	Avg.	FG	FGA	Pct.	FG	FGA	Pct.	FT	FTA	Pct.	Off.	Def.	Tot.	Avg.	PF	FO	Ast.	TO	Blk	Stl	Pts.	Avg.
2013-14	33	10	683	20.7	71	207	.343	40	112	.357	35	53	.660	12	43	55	1.7	55	0	38	44	4	16	217	6.6
2014-15	30	21	824	27.5	77	164	.470	37	81	.457	56	77	.727	25	96	121	4.0	68	1	57	32	13	27	247	8.2
2015-16	35	35	1007	28.8	129	275	.469	46	120	.383	84	103	.816	21	122	143	4.1	72	0	42	44	15	27	388	11.1
2016-17	22	22	761	34.6	116	259	.448	57	138	.413	58	71	.817	15	80	95	4.3	32	0	50	48	14	27	347	15.8
TOTAL	120	88	3275	27.3	393	905	.434	180	451	.399	233	304	.766	73	341	414	3.5	227	1	187	168	46	97	1199	10.0

REED 2016-17		TOTAL				3-PTS			FREE THROWS			REBOUNDS				Scoring								
Opponent	Date	GS	Min	FG	FGA	Pct	3FG	FGA	Pct	FT	FTA	Pct	Off	Def	Tot	Avg	PF	FO	A	TO	Blk	Stl	Pts	Avg
W Carolina	11-11-16	*	24	3	6	.500	2	3	.667	0	2	.000	1	4	5	5.0	0	0	1	0	1	1	8	8.0
at North Florida	11-16-16	*	29	6	11	.545	3	6	.500	2	3	.667	0	3	3	4.0	2	0	2	3	0	2	17	12.5
Penn	11-19-16	*	34	3	12	.250	1	7	.143	4	4	1.000	0	7	7	5.0	1	0	1	2	1	0	11	12.0
vs Stanford	11-24-16	*	33	2	9	.222	1	3	.333	2	2	1.000	0	3	3	4.5	2	0	0	3	0	1	7	10.8
vs Iowa State	11-25-16	*	36	2	9	.222	1	7	.143	8	9	.889	1	2	3	4.2	0	0	1	3	0	1	13	11.2
vs Florida	11-27-16	*	37	5	14	.357	2	5	.400	0	2	.000	2	3	5	4.3	2	0	2	2	0	0	12	11.3
RUTGERS	11-30-16	*	33	6	10	.600	2	4	.500	4	5	.800	0	6	6	4.6	3	0	3	2	0	1	18	12.3
vs Wofford	12-03-16	*	33	4	10	.400	1	4	.250	4	4	1.000	1	4	5	4.6	0	0	4	1	0	3	13	12.4
SC STATE	12-06-16	*	30	6	8	.750	3	5	.600	0	0	.000	1	5	6	4.8	0	0	6	3	1	3	15	12.7
FAU	12-16-16	*	34	6	10	.600	5	9	.556	4	4	1.000	0	0	0	4.3	0	0	0	2	2	1	21	13.5
GEO. WASH.	12-22-16	*	35	5	12	.417	3	7	.429	4	4	1.000	1	2	3	4.2	1	0	0	2	0	3	17	13.8
COLUMBIA	12-28-16	*	39	7	13	.538	3	7	.429	1	2	.500	0	4	4	4.2	2	0	3	0	1	1	18	14.2
NC STATE	12-31-16	*	36	7	16	.438	3	9	.333	3	4	.750	0	2	2	4.0	3	0	1	1	0	2	20	14.6
at Syracuse	01-04-17	*	37	2	11	.182	2	7	.286	0	0	.000	0	3	3	3.9	1	0	4	4	0	0	6	14.0
NOTRE DAME	01-12-17	*	38	9	17	.529	2	7	.286	1	2	.500	0	6	6	4.1	1	0	3	4	3	0	21	14.5
at Pitt	01-14-17	*	35	6	11	.545	4	8	.500	2	2	1.000	0	6	6	4.2	1	0	5	1	2	0	18	14.7
at Wake Forest	01-18-17	*	37	8	17	.471	3	8	.375	5	5	1.000	2	1	3	4.1	1	0	4	2	0	2	24	15.2
at Duke	01-21-17	*	40	6	13	.462	5	8	.625	2	2	1.000	0	4	4	4.1	2	0	1	4	0	3	19	15.4
BOSTON COLLEGE	01-25-17	*	37	6	10	.600	2	5	.400	3	3	1.000	1	2	3	4.1	4	0	4	4	3	1	17	15.5
NORTH CAROLINA	01-28-17	*	37	3	12	.250	1	4	.250	7	9	.778	2	5	7	4.2	3	0	2	1	0	1	14	15.5
FLORIDA STATE	02-01-17	*	31	5	11	.455	1	5	.200	1	2	.500	2	2	4	4.2	1	0	0	2	0	0	12	15.3
at NC State	02-04-17	*	36	9	17	.529	7	10	.700	1	1	1.000	1	6	7	4.3	2	0	3	2	0	1	26	15.8



# 4 DJ VASILJEVIC

Fr. | 6-3 | 198 | Guard  
Melbourne, Australia | Australian Institute of Sport

- Full name is Dejan Vasiljevic, but goes by DJ. Pronounced Day-on Vass-EEL-uh-vitch.
- Sharpshooter from long range.
- Good at getting to the basket and manipulating shot to go around taller players.
- Gained 50 lbs on his bench press since June 2016, now up to 275 lbs.
- Improving quickness due to dropping body fat percentage from 13 percent to 10 percent since his arrival in June 2016.
- In U-20 National Championships in Ipswich, averaged 16.3 ppg, 3.9 rpg and 1.9 apg. Notched 20-plus points in three games, with a high of 25 in his first outing.
- At 2015 FIBA U-19 World Championships in Greece, averaged 13.3 ppg, 3.1 rpg and 1.0 apg.
- At 2014 FIBA U-18 Oceania Championships, averaged of 12.6 ppg, 4.6 rpg and 4.2 apg.
- All-tournament team at the 2014 FIBA U-17s. Averaged 17.4 ppg, 6.6 rpg and 1.3 apg. Led team to silver medal.
- Captain of the U-17 Australian team.
- Leading scorer at the 2013 FIBA Oceania U-16 Championships, putting up 19.3 ppg, 3.7 rpg and 1.0 apg.
- Won national title with Victorian U-18 team.
- 2015 Basketball Without Borders Camp. adidas Nations Tournament in Los Angeles.
- Also played soccer and rugby.
- Born April 26, 1997 in Calgary, Alberta, Canada, but moved to Melbourne, Australia, at age six.
- Of Serbian descent. Speaks English and Serbian languages.
- Son of Todor and Danijela Vasiljevic. Both parents played semi-pro handball. Brother to Ivana.
- Started playing basketball at age 12, with influence from his sister.
- Shaping his game into the mold of Croatian scoring legend, Drazen Petrovic.

- Favorites: Athlete: Kobe. Athlete in another sport: Cristiano Ronaldo. Pro sports team: Lakers. Meal: Chicken schnitzel. Midnight snack: Nutella. Video game: Call of Duty. Ice Cream: Chocolate. Cereal: Nutri grain. Movie: Rush Hour. TV Show: Fresh Prince of Bel Air. Musical Artist: Drake. Former UM athlete: Shane Larkin. Non-basketball sport to watch: Tennis (Novak Djokovic).
- When I played ball as a kid, I pretended I was: Kobe. When I was little, I wanted to be a: Police Officer. Now my dream job is: Accountant.

## VASILJEVIC HIGHS

### Points

Season: 18, at Syracuse, 1/4/17

ACC: 18, at Syracuse, 1/4/17

### Rebounds

Season: 3, vs. Geo. Washington, 12/22/16

ACC: 2 (2x) last at Pitt, 1/14/17

### Assists

Season: 2 (2x) last vs. SC State, 12/6/16

ACC: 1 (2x) last at Pitt, 1/14/17

### Steals

Season: 1 (6x) last vs. Notre Dame, 1/12/17

ACC: 1 (2x) last vs. Notre Dame, 1/12/17

### Blocked Shots

Season: 1, vs. Stanford, 11/24/16

ACC: --

### Field Goals

Season: 6, at Syracuse, 1/4/17

ACC: 6, at Syracuse, 1/4/17

### Field Goal Attempts

Season: 13, vs. SC State, 12/6/16

ACC: 12, at Syracuse, 1/4/17

### Free Throws

Season: 3, vs. Rutgers, 11/30/16

ACC: --

### Free Throw Attempts

Season: 3, vs. Rutgers, 11/30/16

ACC: 2, at Syracuse, 1/4/17

### 3-Point Field Goals

Season: 6, at Syracuse, 1/4/17

ACC: 6, at Syracuse, 1/4/17

### 3-Point Field Goal Attempts

Season: 12, at Syracuse, 1/4/17

ACC: 12, at Syracuse, 1/4/17

### Minutes

Season: 28, at Syracuse, 1/4/17

ACC: 28, at Syracuse, 1/4/17

## VASILJEVIC CAREER STATISTICS

Season	GP	GS	Min.	Avg.	3-Point			Free Throws			Rebounds				Scoring										
					FG	FGA	Pct.	FT	FTA	Pct.	Off.	Def.	Tot.	Avg.	PF	FO	Ast.	TO	Blk	Stl	Pts.	Avg.			
2016-17	22	0	361	16.4	40	115	.348	35	98	.357	7	9	.778	5	19	24	1.1	23	0	10	6	1	6	122	5.5

VASILJEVIC 2016-17		TOTAL					3-PTS			FREE THROWS			REBOUNDS				SCORING							
Opponent	Date	GS	Min	FG	FGA	Pct	3FG	FGA	Pct	FT	FTA	Pct	Off	Def	Tot	Avg	PF	FO	A	TO	Blk	Stl	Pts	Avg
W Carolina	11-11-16		23	4	8	.500	3	7	.429	0	0	.000	1	1	2	2.0	4	0	2	0	0	1	11	11.0
at North Florida	11-16-16		21	4	10	.400	3	6	.500	2	2	1.000	0	1	1	1.5	3	0	0	0	0	1	13	12.0
Penn	11-19-16		18	4	7	.571	3	5	.600	0	0	.000	0	0	0	1.0	1	0	1	2	0	0	11	11.7
vs Stanford	11-24-16		22	1	2	.500	1	2	.500	0	0	.000	0	1	1	1.0	1	0	1	1	1	0	3	9.5
vs Iowa State	11-25-16		16	2	7	.286	1	5	.200	0	0	.000	0	0	0	0.8	1	0	0	1	0	1	5	8.6
vs Florida	11-27-16		9	0	1	.000	0	1	.000	0	0	.000	0	0	0	0.7	1	0	0	0	0	0	0	7.2
RUTGERS	11-30-16		11	0	1	.000	0	1	.000	3	3	1.000	0	1	1	0.7	1	0	1	0	0	0	3	6.6
vs Wofford	12-03-16		20	2	6	.333	2	4	.500	0	0	.000	0	2	2	0.9	1	0	0	0	0	0	6	6.5
SC STATE	12-06-16		25	5	13	.385	5	11	.455	2	2	1.000	1	1	2	1.0	2	0	2	0	0	0	17	7.7
FAU	12-16-16		26	1	4	.250	0	3	.000	0	0	.000	1	1	2	1.1	2	0	0	1	0	0	2	7.1
GEO. WASH.	12-22-16		13	2	5	.400	2	4	.500	0	0	.000	0	3	3	1.3	1	0	0	0	0	0	6	7.0
COLUMBIA	12-28-16		15	1	4	.250	1	4	.250	0	0	.000	0	1	1	1.3	1	0	1	0	0	1	3	6.7
NC STATE	12-31-16		8	1	1	1.000	1	1	1.000	0	0	.000	0	2	2	1.3	0	0	0	0	0	0	3	6.4
at Syracuse	01-04-17		28	6	12	.500	6	12	.500	0	2	.000	0	0	0	1.2	0	0	0	0	0	1	18	7.2
NOTRE DAME	01-12-17		19	1	6	.167	1	5	.200	0	0	.000	0	0	0	1.1	2	0	1	0	0	1	3	6.9
at Pitt	01-14-17		18	2	6	.333	2	6	.333	0	0	.000	1	1	2	1.2	0	0	1	0	0	0	6	6.9
at Wake Forest	01-18-17		13	1	6	.167	1	6	.167	0	0	.000	0	0	0	1.1	1	0	0	0	0	0	3	6.6
at Duke	01-21-17		8	0	2	.000	0	2	.000	0	0	.000	0	1	1	1.1	1	0	0	1	0	0	0	6.3
BOSTON COLLEGE	01-25-17		16	1	6	.167	1	6	.167	0	0	.000	0	1	1	1.1	0	0	0	0	0	0	3	6.1
NORTH CAROLINA	01-28-17		15	1	5	.200	1	4	.250	0	0	.000	0	1	1	1.1	0	0	0	0	0	0	3	6.0
FLORIDA STATE	02-01-17		8	1	2	.500	1	2	.500	0	0	.000	1	0	1	1.1	0	0	0	0	0	0	3	5.8
at NC State	02-04-17		9	0	1	.000	0	1	.000	0	0	.000	0	1	1	1.1	0	0	0	0	0	0	0	5.5



# 32 SAM WAARDENBURG

Fr. | 6-9 | 205 | Forward  
Henderson, New Zealand | Rangitoto College HS

**At Miami:** Joined team Dec. 29, 2016 after signing a grant-in-aid ... Eligible immediately, but expected to begin competition in fall of 2017.

**Prior to Miami:** Won tournament MVP honors when he helped Rangitoto College win the SAS Secondary Schools National Championship. In the final game, he had 18 points, eight rebounds and four blocks ... Internationally, has represented New Zealand in the 3x3 Under 18 World Championship in Kazakhstan ... On the Under 17 men's team that won silver at the age-groups FIBA Oceania Championships ... Under 16 men's team that won bronze at the Australian State Championships ... Played in adidas Nations Tournament in Los Angeles, averaging 13.4 points and 6.4 rebounds in five outings. He was 7-of-11 from long range in the event and named one of the top 10 players of the camp ... Played in the National Basketball Players Association (NBPA) Top 100 High School Basketball Camp in Virginia ... Named the most outstanding player at both the Nike All Asia Camp in Beijing and the Basketball Without Borders Camp in Australia ... Spent time with the Supercity Rangers and the Breakers Academy, which led him to a role as a development player for the SKYCITY Breakers ... Played games in the United States with Harbour Basketball

**Personal:** Chose Miami over considerations from Virginia, SMU and Utah ... Joins current Hurricane DJ Vasiljevic and incoming freshman Deng Gak, both of Australia, as the third player from the Australasia region of the South Pacific.




# 2 MIKE ROBINSON

So. | 5-10 | 170 | Guard  
New Britain, Conn. | New Britain HS

**Book Buster Honor Roll (3.0+ GPA):** Fall 2015, Spring 2016

- Team manager turned walk on.
- Nicknames are Mike Rob and Springs.
- As a freshman (2015-16) scored six points, all from long range, in one minute against Utah in the Puerto Rico Tip Off.
- Good athlete who played basketball, football and was on track team, participating in the high jump, long jump, triple jump and 4x100 relay team, in high school.
- Two-year varsity basketball captain. One-year football and track captain.
- William F. Burns Memorial Award and Scholarship. Harry L. Stromquist Memorial Scholarship.
- 2014 Connecticut Association of Schools Scholar-Athlete. Academic all-conference in basketball four seasons.
- Born Michael Andre Robinson May 2, 1996 in New Britain, Conn. Son of Eugene and Veronica Robinson. Brother to Eugene.
- Majoring in finance.
- Favorites: Athlete: Kobe Bryant. Pro Team: Lakers. Athlete in another sport: Cam Newton. Meal: Fried Chicken, Macaroni & Cheese, Corn Bread, Candied yams. Midnight snack: Cinnamon Toast Crunch. Ice Cream: Strawberry. Movie: Love & Basketball. TV Show: Power.
- My first job was: At Target. My dream job is: Financial advisor or manager.

2016-17			
Opposition	P	R	A
W. Carolina	0	0	0
at North Florida	0	0	0
SC State	1	1	0
Pitt	0	0	0
at Duke	0	0	0
UNC	0	0	0
2015-16			
Opposition	P	R	A
UT RGV	3	1	0
Mississippi State	0	0	0
Utah	6	0	0
Charlotte	0	0	0
Co. of Charleston	0	0	0
La Salle	3	0	0
North Carolina	0	0	0
Virginia Tech	0	0	0
vs. Villanova	0	0	0



# 35 CHRIS STOWELL

Jr. | 6-6 | 208 | Forward  
Exeter, N.H. | Tilton School | Exeter HS

**All-ACC Academic Honor Roll - 2014-15**

**President's List (4.0 GPA):** Spring 2016, Fall 2015, Spring 2015

**Provost Honor Roll (3.75+ GPA):** Spring 2016, Fall 2015, Spring 2015, Fall 2014

**Dean's List (3.5+ GPA):** Spring 2016, Fall 2015, Spring 2015, Fall 2014

**Athletic Director's Honor Roll (3.2+ GPA):** Spring 2016, Fall 2015, Spring 2015, Fall 2014

**Book Buster Honor Roll (3.0+ GPA):** Spring 2016, Fall 2015, Spring 2015, Fall 2014

- Last name is pronounced stole.
- Good athleticism and is improving his strength.
- Looking to expand his offensive game to shoot 3-pointers.
- Walk on from New Hampshire who played postgraduate year at Tilton School. Earned postseason coaches award.
- At Exeter High School helped Blue Hawks to state playoffs in both the 2011-12 and 2012-13 seasons. Reached quarterfinals senior year.
- In 2012-13 assisted team to championship game of the 50th Annual Queen City Invitational by scoring 10 points and going 6-for-6 from line in semifinal game.
- Twice earned scholar-athlete award. Honor roll.
- Foote Fellow at UM - a program that is offered to a select number of incoming freshmen who have a record of curricular and co-curricular distinction in high school and exhibit an interest in and capacity for independent and self-motivated learning.
- Born Christopher Michael Stowell on Dec. 29, 1994 in Exeter, N.H.
- Son of Bill and Maria. Brother to Bill, Jr., who played basketball at Plymouth State University.
- Student-Athlete Advisory Committee representative at UM.
- Majoring in entrepreneurship and business technology with minors in international business and sports administration.
- Speaks English, Spanish, some Italian, a little Russian, and is learning Chinese and Hebrew.
- Started playing basketball at age five.
- Favorites: Athlete: Matt Bonner. Athlete in another sport: Alex Rodriguez. Song right now: Hype by Drake. Pro sports team: New York Yankees. Meal: Sloppy Joes. Midnight snack: Ice Cream. Video game: Star Wars Battlefront. Class at UM: Accounting. Book: Harry Potter. Ice Cream: Peanut Butter. Cereal: Cinnamon Toast Crunch. Movie: The Town. TV Show: Game of Thrones. Musical Artist: Drake. Cuban Food: Pastelitos.
- When I played ball as a kid, I pretended I was: Kobe Bryant. My first job was: Golf course cart boy. When I was little, I wanted to be a: Golfer. Now my dream job is: Entrepreneur.

2016-17			
Opposition	P	R	A
W. Carolina	0	0	0
at North Florida	0	0	0
SC State	0	2	0
at Duke	0	0	0
UNC	0	0	0
2015-16			
Opposition	P	R	A
UTRGV	0	0	0
Mississippi State	0	0	0
Utah	0	0	0
Charlotte	0	1	0
Co. of Charleston	0	1	0
La Salle	0	1	0
at North Carolina	0	0	0
at Virginia Tech	0	0	0
vs. Villanova	0	0	0
2014-15			
Opposition	P	R	A
Howard	0	0	1
Charleston	0	0	0
Virginia Tech	0	0	0
at Virginia Tech	0	0	0



THE STAT CREW SYSTEM  
Miami Team Game-by-Game Comparison (as of Feb 06, 2017)  
All games

Opponent	1st	2nd	Score	Mar	Total FG	FG Pct	3-Pointers	3FG Pct	Free Throws	FT Pct	Rebounds	Assist	T/Over	Block	Steal	Fouls
WESTERN CAROLINA	41/18	51/25	92-43	+49	31-62/17-67	.500/.254	6-13/7-33	.462/212	24-36/2-3	.667/.667	52/36	15/10	10/16	8/3	9/3	15/29
North Florida	48/20	46/36	94-56	+38	37-68/21-61	.544/.344	7-20/7-24	.350/292	13-16/7-13	.813/.538	46/31	14/9	10/14	2/5	9/2	19/17
PENN	28/23	46/39	74-62	+12	28-62/22-56	.452/.393	6-20/9-23	.300/391	12-13/9-13	.923/.692	37/34	10/12	16/21	5/4	11/9	14/14
Stanford	23/27	44/26	67-53	+14	23-50/21-51	.460/412	5-13/3-12	.385/250	16-24/8-11	.667/.727	30/34	7/10	11/18	4/2	8/5	18/25
Iowa State	29/35	27/38	56-73	(17)	18-50/25-61	.360/410	2-16/8-19	.125/421	18-22/15-18	.818/.833	37/36	6/10	19/10	2/1	7/10	18/21
Florida	30/34	26/31	56-65	(9)	23-61/24-52	.377/462	4-14/3-9	.286/333	6-9/14-20	.667/.700	37/33	8/11	13/9	2/11	4/9	16/15
RUTGERS	34/28	39/33	73-61	+12	26-54/23-63	.481/365	3-12/3-16	.250/188	18-22/12-16	.818/.750	44/30	9/9	19/11	8/2	7/12	17/18
Wofford	36/24	38/33	74-57	+17	24-48/21-58	.500/362	7-15/5-23	.467/217	19-21/10-15	.905/.667	38/29	15/10	16/13	2/3	7/8	12/17
SOUTH CAROLINA STATE	42/14	40/32	82-46	+36	31-58/18-62	.534/.290	10-25/4-14	.400/286	10-16/6-8	.625/.750	45/31	24/6	12/10	7/2	6/5	12/14
FLORIDA ATLANTIC	39/24	37/32	76-56	+20	25-55/19-57	.455/333	8-19/3-17	.421/176	18-27/15-18	.667/.833	48/29	13/7	12/9	3/3	7/4	18/19
GEORGE WASHINGTON	38/30	34/34	72-64	+8	25-57/23-56	.439/411	7-14/7-22	.500/318	15-19/11-15	.789/.733	34/35	10/11	6/12	3/3	5/5	14/14
COLUMBIA	41/31	37/36	78-67	+11	29-53/26-55	.547/473	8-20/4-11	.400/364	12-21/11-16	.571/.688	34/24	15/18	20/16	7/1	10/9	18/19
NC STATE	41/32	40/31	81-63	+18	31-65/21-54	.477/389	6-20/10-23	.300/435	13-23/11-18	.565/.611	41/33	8/11	8/15	2/1	9/3	17/20
Syracuse	26/34	29/36	55-70	(15)	21-54/25-44	.389/568	11-26/8-19	.423/421	2-10/12-14	.200/.857	26/30	15/16	15/15	2/4	4/6	15/11
NOTRE DAME	28/28	34/39	62-67	(5)	24-63/25-67	.381/373	6-18/5-20	.333/250	8-14/12-14	.571/.857	47/38	7/15	13/6	12/1	3/9	12/11
Pitt	36/27	36/19	72-46	+26	30-54/18-53	.556/340	10-21/5-17	.476/294	2-3/5-8	.667/.625	37/23	17/9	18/14	6/1	6/3	14/7
Wake Forest	34/48	45/48	79-96	(17)	26-60/30-52	.433/577	8-23/9-19	.348/474	19-25/27-33	.760/.818	30/32	14/17	9/9	1/2	3/3	26/25
Duke	36/25	22/45	58-70	(12)	22-55/24-52	.400/462	7-16/5-16	.438/313	7-15/17-23	.467/.739	36/34	10/9	18/10	3/2	6/9	18/19
BOSTON COLLEGE	30/22	48/55	78-77	+1	27-54/29-62	.500/468	6-18/9-23	.333/391	18-24/10-15	.750/.667	35/33	12/16	15/12	5/2	7/9	15/18
NORTH CAROLINA	39/22	38/40	77-62	+15	23-56/21-60	.411/350	7-20/7-24	.350/292	24-30/13-19	.800/.684	41/36	14/12	10/14	6/3	8/2	20/25
FLORIDA STATE	34/31	23/44	57-75	(18)	19-42/27-52	.452/519	2-11/7-18	.182/389	17-22/14-15	.773/.933	26/27	5/12	14/9	1/4	5/11	11/19
NC State	36/45	48/34	84-79	+5	31-62/27-48	.500/563	11-21/11-18	.524/611	11-14/14-17	.786/.824	36/21	16/15	11/11	2/11	5/5	12/12

Note: Game totals are displayed in the format TEAM/OPPONENT for each category

THE STAT CREW SYSTEM  
Miami Combined Team Statistics (as of Feb 04, 2017)  
Conference games

RECORD:	OVERALL	HOME	AWAY	NEUTRAL
ALL GAMES	5-5	3-2	2-3	0-0
CONFERENCE	5-5	3-2	2-3	0-0
NON-CONFERENCE	0-0	0-0	0-0	0-0

##	Player	gp-gs	min	avg	Total		3-Point		F-Throw		Rebounds				pf	dq	a	to	blk	stl	pts	avg		
					fg-fga	fg%	3fg-fga	3fg%	ft-fta	ft%	off	def	tot	avg										
05	Davon Reed	10-10	364	36.4	61-135	.452	30-71	.423	25-30	.833	8	37	45	4.5	19	0	27	25	8	10	177	17.7		
00	Ja'Quan Newton	10-10	327	32.7	53-119	.445	2-14	.143	37-51	.725	7	31	38	3.8	22	0	34	39	0	9	145	14.5		
11	Bruce Brown	10-10	327	32.7	48-92	.522	16-30	.533	28-42	.667	15	40	55	5.5	25	0	33	21	9	17	140	14.0		
03	Anthony Lawrence	10-3	245	24.5	24-57	.421	12-33	.364	8-12	.667	12	23	35	3.5	23	0	15	9	3	8	68	6.8		
20	Dewan Huell	10-7	179	17.9	22-42	.524	0-1	.000	7-15	.467	13	11	24	2.4	16	0	3	8	4	5	51	5.1		
21	Kamari Murphy	10-10	290	29.0	20-47	.426	0-0	.000	10-17	.588	31	49	80	8.0	25	1	3	14	8	4	50	5.0		
04	DJ Vasiljevic	10-0	142	14.2	14-47	.298	14-45	.311	0-2	.000	2	7	9	0.9	4	0	2	1	0	2	42	4.2		
15	Ebuka Izundu	10-0	115	11.5	12-25	.480	0-0	.000	5-9	.556	15	19	34	3.4	25	2	1	7	7	1	29	2.9		
14	Rodney Miller	5-0	9	1.8	0-1	.000	0-0	.000	1-2	.500	0	0	0	0.0	0	0	0	0	1	0	1	0.2		
35	Chris Stowell	2-0	0	0.0	0-0	.000	0-0	.000	0-0	.000	0	0	0	0.0	0	0	0	0	0	0	0	0.0		
02	Mike Robinson	3-0	2	0.7	0-0	.000	0-0	.000	0-0	.000	0	0	0	0.0	1	0	0	0	0	0	0	0.0		
Team											20	15	35											
Total.....		10	2000	254-565		.450	74-194	.381	121-180	.672	123	232	355	35.5	160	3	118	131	40	56	703	70.3		
Opponents.....		10	2000	247-544		.454	76-197	.386	135-176	.767	88	219	307	30.7	167	6	132	115	31	60	705	70.5		

TEAM STATISTICS	UM	OPP	Date	Opponent	Score	Att.
SCORING	703	705	* 12-31-16	NC STATE	w 81-63	6837
Points per game	70.3	70.5	* 01-04-17	at Syracuse	L 55-70	17393
Scoring margin	-0.2	-	* 01-12-17	NOTRE DAME	L 62-67	7972
FIELD GOALS-ATT	254-565	247-544	* 01-14-17	at Pitt	w 72-46	9714
Field goal pct	.450	.454	* 01-18-17	at Wake Forest	L 79-96	9691
3 POINT FG-ATT	74-194	76-197	* 01-21-17	at Duke	L 58-70	9314
3-point FG pct	.381	.386	* 01-25-17	BOSTON COLLEGE	w 78-77	7139
3-pt FG made per game	7.4	7.6	* 01-28-17	NORTH CAROLINA	w 77-62	7563
FREE THROWS-ATT	121-180	135-176	* 02-01-17	FLORIDA STATE	L 57-75	7279
Free throw pct	.672	.767	* 02-04-17	at NC State	w 84-79	17567
F-Throws made per game	12.1	13.5	^ = AdvoCare Invitational, Orlando, Fla.			
REBOUNDS	355	307	@ = ACC/Big Ten Challenge			
Rebounds per game	35.5	30.7	% = Hoophall Miami Invitational			
Rebounding margin	+4.8	-	* = Conference game			
ASSISTS	118	132				
Assists per game	11.8	13.2				
TURNOVERS	131	115				
Turnovers per game	13.1	11.5				
Turnover margin	-1.6	-				
Assist/turnover ratio	0.9	1.1				
STEALS	56	60				
Steals per game	5.6	6.0				
BLOCKS	40	31				
Blocks per game	4.0	3.1				
ATTENDANCE	36790	63679				
Home games-Avg/Game	5-7358	5-12736				
Neutral site-Avg/Game	-	0-0				

Score by Periods	1st	2nd	Totals
Miami	340	363	703
Opponents	314	391	705

THE STAT CREW SYSTEM  
Miami Combined Team Statistics (as of Feb 04, 2017)  
All games

RECORD:	OVERALL	HOME	AWAY	NEUTRAL
ALL GAMES	15-7	10-2	3-3	2-2
CONFERENCE	5-5	3-2	2-3	0-0
NON-CONFERENCE	10-2	7-0	1-0	2-2

##	Player	gp-gs	min	avg	Total		3-Point		F-Throw		Rebounds				pf	dq	a	to	blk	stl	pts	avg			
					fg-fga	fg%	3fg-fga	3fg%	ft-fa	ft%	off	def	tot	avg											
05	Davon Reed	22-22	761	34.6	116-259	.448	57-138	.413	58-71	.817	15	80	95	4.3	32	0	50	48	14	27	347	15.8			
00	Ja'Quan Newton	22-22	709	32.2	122-258	.473	8-32	.250	77-106	.726	17	65	82	3.7	38	0	84	78	1	25	329	15.0			
11	Bruce Brown	22-18	681	31.0	91-191	.476	24-59	.407	60-85	.706	38	104	142	6.5	52	1	72	43	14	36	266	12.1			
03	Anthony Lawrence	22-9	538	24.5	52-118	.441	23-62	.371	26-38	.684	21	65	86	3.9	53	1	30	30	12	29	153	7.0			
20	Dewan Huell	22-13	427	19.4	61-117	.521	0-1	.000	22-34	.647	38	44	82	3.7	44	0	5	20	15	10	144	6.5			
21	Kamari Murphy	22-22	614	27.9	54-115	.470	0-1	.000	26-44	.591	63	110	173	7.9	54	2	10	39	16	7	134	6.1			
04	DJ Vasiljevic	22-0	361	16.4	40-115	.348	35-98	.357	7-9	.778	5	19	24	1.1	23	0	10	6	1	6	122	5.5			
15	Ebuka Izundu	21-4	240	11.4	34-57	.596	0-0	.000	21-28	.750	33	35	68	3.2	48	2	3	21	19	5	89	4.2			
14	Rodney Miller	12-0	47	3.9	4-8	.500	0-0	.000	4-9	.444	3	4	7	0.6	5	0	0	1	1	0	12	1.0			
02	Mike Robinson	6-0	13	2.2	0-4	.000	0-3	.000	1-2	.500	1	0	1	0.2	2	0	0	1	0	1	1	0.2			
35	Chris Stowell	5-0	9	1.8	0-1	.000	0-1	.000	0-0	.000	0	2	2	0.4	0	0	0	0	0	0	0	0.0			
Team											38	37	75												8
Total.....		22	4400		574-1243	.462	147-395	.372	302-426	.709	272	565	837	38.0	351	6	264	295	93	146	1597	72.6			
Opponents.....		22	4400		507-1243	.408	139-420	.331	255-342	.746	219	470	689	31.3	389	8	255	274	71	141	1408	64.0			

TEAM STATISTICS	UM	OPP	Date	Opponent	Score	Att.
SCORING	1597	1408	11-11-16	WESTERN CAROLINA	w 92-43	7142
Points per game	72.6	64.0	11-16-16	at North Florida	w 94-56	3148
Scoring margin	+8.6	-	11-19-16	PENN	w 74-62	6753
FIELD GOALS-ATT	574-1243	507-1243	^ 11-24-16	vs Stanford	w 67-53	2436
Field goal pct	.462	.408	^ 11-25-16	vs Iowa State	L 56-73	1876
3 POINT FG-ATT	147-395	139-420	^ 11-27-16	vs Florida	L 56-65	1216
3-point FG pct	.372	.331	@ 11-30-16	RUTGERS	w 73-61	7064
3-pt FG made per game	6.7	6.3	% 12-03-16	vs Wofford	w 74-57	4885
FREE THROWS-ATT	302-426	255-342	12-06-16	SOUTH CAROLINA STATE	w 82-46	6489
Free throw pct	.709	.746	12-16-16	FLORIDA ATLANTIC	w 76-56	6857
F-Throws made per game	13.7	11.6	12-22-16	GEORGE WASHINGTON	w 72-64	6871
REBOUNDS	837	689	12-28-16	COLUMBIA	w 78-67	7045
Rebounds per game	38.0	31.3	* 12-31-16	NC STATE	w 81-63	6837
Rebounding margin	+6.7	-	* 01-04-17	at Syracuse	L 55-70	17393
ASSISTS	264	255	* 01-12-17	NOTRE DAME	L 62-67	7972
Assists per game	12.0	11.6	* 01-14-17	at Pitt	w 72-46	9714
TURNOVERS	295	274	* 01-18-17	at Wake Forest	L 79-96	9691
Turnovers per game	13.4	12.5	* 01-21-17	at Duke	L 58-70	9314
Turnover margin	-1.0	-	* 01-25-17	BOSTON COLLEGE	w 78-77	7139
Assist/turnover ratio	0.9	0.9	* 01-28-17	NORTH CAROLINA	w 77-62	7563
STEALS	146	141	* 02-01-17	FLORIDA STATE	L 57-75	7279
Steals per game	6.6	6.4	* 02-04-17	at NC State	w 84-79	17567
BLOCKS	93	71				
Blocks per game	4.2	3.2	^ = AdvoCare Invitational, Orlando, Fla.			
ATTENDANCE	85011	77240	@ = ACC/Big Ten Challenge			
Home games-Avg/Game	12-7084	6-11138	% = Hoophall Miami Invitational			
Neutral site-Avg/Game	-	4-2603	* = Conference game			

Score by Periods	1st	2nd	Totals
Miami	769	828	1597
Opponents	622	786	1408