



# MIAMI HURRICANES

Twitter: @CanesWBB | Instagram: @CanesWBB | Facebook: /CanesWBB

## 2 FRESHMAN FOCUS

Freshman Brianna Jackson has scored in double-figures in back-to-back games for the first time in her career.

## 3 SUNDAY FUNDAY

The Canes are 3-1 so far this season when playing on Sundays, with their only loss coming to No. 8/8 Florida State.

## 5 STEALS, STEALS, STEALS

Miami ranks fifth in the ACC in steals per game with 8.67 per contest. Seven Canes have double-digit steals this season.

## 15 MOVE THE BALL

When the Canes record 15 or more assists in a game, they boast a 7-0 record.

## 25 MIDSEASON ACCOLADES

Beatrice Mompremier was tabbed to the Wooden Award Midseason Top 25 watch list on Wed. for best collegiate player.

## 26 ROAD TO 1,000

Junior Mykea Gray is just 26 points away from the 1,000-point mark in her career.

## 500 HOME SWEET HOME

The Canes are just two wins away from the 500-home win mark, sitting at 498-186 (.715) all-time at home.

## 2019-20 SCHEDULE

DATE	OPPONENT	TIME/SCORE (TV)
NOV 10	JACKSON STATE	W, 83-68
NOV 13	NORTH FLORIDA	W, 78-55
NOV 17	IUPUI	W, 75-65
Nov 22	NC A&T <sup>^</sup>	W, 68-67
Nov 23	#19/20 DEPAUL <sup>^</sup>	L, 89-83
NOV 29	#7/5 OREGON STATE <sup>#</sup>	L, 75-53
NOV 30	MIAMI (OH) <sup>#</sup>	W, 80-62
DEC 4	#14/16 INDIANA+	L, 58-45
DEC 17	BINGHAMTON	W, 79-56
DEC 20	UNC ASHEVILLE%	W, 75-46
DEC 21	WASHINGTON STATE%	W, 74-68
DEC 29	WAKE FOREST*	W, 59-56
Jan 2	Georgia Tech*	L, 61-54
JAN 5	#8/8 FLORIDA STATE*	L, 73-62
JAN 9	#7/7 LOUISVILLE*	L, 87-41
JAN 12	SYRACUSE*	12 PM (ACCN)
Jan 16	North Carolina*	6 PM (ACCNX)
Jan 19	Notre Dame*	1 PM (ESPN2/ACCN)
JAN 23	CLEMSON*	6 PM (ACCN)
Jan 26	#8/8 Florida State*	2 PM (ACCN)
JAN 30	GEORGIA TECH*	6 PM (ACCN)
Feb 2	Virginia Tech*	2 PM (ACCNX)
FEB 9	DUKE*	2 PM (ESPN2/ACCN)
Feb 13	Virginia*	7 PM (ACCNX)
Feb 16	Clemson*	1 PM (ESPN2/ACCN)
FEB 20	#9/8 NC STATE*	8 PM (ACCN)
Feb 23	Boston College*	4 PM (RSN)
Feb 27	Wake Forest*	7 PM (ACCNX)
MAR 1	PITTSBURGH*	3 PM (ACCNX)

**BOLD CAPS** - home game, played at the Watsco Center in Coral Gables, Fla.

[#/#] - Associated Press Poll/USA TODAY Coaches Poll rankings

\* - ACC game

<sup>^</sup> - Maggie Dixon Classic (Chicago, Ill.)

<sup>#</sup> - Miami Thanksgiving Tournament (Coral Gables, Fla.)

<sup>+</sup> - ACC/Big Ten Challenge (Coral Gables, Fla.)

<sup>%</sup> - Miami Holiday Classic (Coral Gables, Fla.)

All times Eastern and subject to change

## GAME 16 | JAN. 12, 2020 • 12 P.M. • CORAL GABLES, FLA.



### MIAMI (FL) HURRICANES (9-6, 1-3 ACC)

Head Coach: Katie Meier (Duke, 1989 [B.A.], 1990 [M.A.])

Record at UM: 286-178 (15th season), Career Record: 362-223 (19th season)

VS



### SYRACUSE ORANGE (8-6, 2-1 ACC)

Head Coach: Quentin Hillsman (St. Mary's '93, 14th season)

Record at Syracuse: 296-151 (14th season), Career Record: 296-151 (14th season)

### SERIES HISTORY

The Canes and the Orange have met 30 times in program history, with a majority of their games coming as members of the Big East. Miami has come out on top in 20 of the 30 games between the schools.

### BROADCAST INFORMATION

RSN • Play-by-Play: Brett Dolan • Color: Kelly Gramlich | <https://es.pn/2tPr7Xj>

WVUM 90.5 FM • Brendan Reilly • Alex Bitchatchi | [WVUM.org](http://WVUM.org)

## NEWS & NOTES

### BLOCK PARTY

Freshman Brianna Jackson tallied four blocks in the game against Louisville, marking the fourth time this season that a Cane has posted four-plus blocks in a game. Jackson has recorded two of the four 4-block outings, with redshirt senior Beatrice Mompremier responsible for the other two. The Canes are 3-1 when a player records four or more blocks and Miami currently ranks fifth in the ACC for blocks per game at 1.69.

### ON THE BOARDS

The Canes have outrebounded their opponent in 10 of their 15 games this season and are 7-3 when recording more rebounds. Miami is outrebounding the opposition by an average of 5.9 boards per game, and has eclipsed the 50-rebound mark three times this season.

### SCHEDULE THE BEST

The Canes continue to climb the strength of schedule ladder, ranking third in the nation this week in strength of schedule. Miami competes in one of the toughest conferences in the nation as five ACC teams rank in the top 30 in strength of schedule, while four sit in the top 25 in RPI (rating percentage index). All six of the Canes' losses have come to top-25 RPI teams (Oregon State - 2, Louisville - 5, DePaul - 9, Indiana - 10, Florida State - 16, Georgia Tech - 22). Miami sits at No. 31 in the current RPI rankings.

### AN ELITE GROUP

Redshirt senior Beatrice Mompremier is just 22 rebounds away from 1,000 career rebounds. She will join an elite club of active players who boast both 1,000 career points and 1,000 career boards, becoming just the fourth active NCAA Division I player to reach that milestone.

### ATLANTIC COAST CONFERENCE

The Canes are 116-116 all-time in ACC games with an 112-106 record under head coach Katie Meier. After posting a 12-4 record in ACC action a season ago, Miami was picked to finish fourth and fifth in the conference by ACC coaches and the Blue Ribbon Panel, respectively.

## PROJECTED STARTERS

	NAME	POS	CAREER HIGHS
4	ENDIA BANKS	G   Jr. Duluth, Ga.	Points: 23 Rebounds: 10 Assists: 8
			Steals: 5 Blocks: 1 Minutes: 36
5	MYKEA GRAY	G   Jr. Upper Marlboro, Md.	Points: 27 Rebounds: 7 Assists: 6
			Steals: 4 Blocks: 1 Minutes: 37
15	JAMIR HUSTON	F   So. Cleveland, Ohio	Points: 10 Rebounds: 13 Assists: 4
			Steals: 3 Blocks: 3 Minutes: 19
20	KELSEY MARSHALL	G   Jr. Davie, Fla.	Points: 22 Rebounds: 8 Assists: 6
			Steals: 4 Blocks: 2 Minutes: 38
32	BEATRICE MOMPREMIER	F   R-Sr. Miami, Fla.	Points: 31 Rebounds: 22 Assists: 4
			Steals: 5 Blocks: 5 Minutes: 38

## ATHLETIC COMMUNICATIONS

**WBB Contact:** Megan Barnes  
**Email:** [meganbarnes@miami.edu](mailto:meganbarnes@miami.edu)  
**Office Phone:** 305-284-6797  
**Cell Phone:** 630-651-8801



## QUICK FACTS

### UNIVERSITY INFORMATION

Location	Coral Gables, Fla.
Enrollment	17,348
Founded	1925
Nickname	Hurricanes
Colors	Orange, Green and White
President	Dr. Julio Frenk
Director of Athletics	Blake James
Faculty Athletics Representative	Dr. Marvin Dawkins
Conference	Atlantic Coast Conference
Arena / Capacity	Watsco Center / 7,972
Ticket Office Phone	1-800-GO-CANES
Press Row Phone	305-284-2111
Website	HurricaneSports.com
Mailing Address	5821 San Amaro Drive, Coral Gables, FL 33146

### COACHING STAFF

Head Coach	Katie Meier (Duke, '89 [B.A.], '90 [M.A.])
Record at Miami	286-178 (15th season)
Career Record	362-223 (19th season)
Assistant Coach	Octavia Blue (Miami '98)
Assistant Coach	Tia Jackson (Iowa '95)
Assistant Coach	Fitzroy Anthony (Palm Beach Atlantic '08)
Dir. of Ops / Coord. of Recruiting	Lounette Hall (CSU-Northridge '94)
Director of Ops & Special Projects	Margie Gill (Florida '03)
Ops. Asst. / Analytics & Player Development	Josh Wathen (UNF '18)
Video Coordinator	Noelle Cobb (La Verne '16)

## PROGRAM INFORMATION

### PROGRAM HISTORY

First Year of Basketball	1972-73
All-Time Record	792-552 (.589)
All-Time ACC Record	116-116 (.500)
NCAA Tournament Apps.	14 (last, 2019)
Last NCAAAT Opponent	Arizona St., 2019 (L, 57-55, 2nd Round)
WNIT Appearances	Six (last, 2014)
Last WNIT Opponent	Stetson, 2014 (L, 70-63, First Round)

### TEAM INFORMATION

2018-19 Overall Record	25-9 (17-3 H, 6-5 A, 2-1 N)
ACC Record / Finish	12-4 / 4th
Letter Winners Returning / Lost	6 / 5
Starters Returning / Lost	3 / 2
Newcomers	5 (plus 2 eligible transfers)

RETURNING STARTERS	POS	PPG	RPG	APG
Beatrice Mompremier	F	16.7	12.2	0.9
Mykea Gray	G	12.6	2.1	2.2
Kelsey Marshall	G	7.8	2.3	1.8

KEY LOSSES (5.0+ PPG)	POS	PPG	RPG	APG
Emese Hof ( <i>graduation</i> )	C	14.2	8.3	1.9
Laura Cornelius ( <i>professional</i> )	G	10.1	3.4	4.1

RETURNING NUMBERS	AVG	PCT
Points	44.7	.608
Rebounds ( <i>includes team rebounds</i> )	27.8	.657
Assists	8.6	.563
Blocks	1.5	.386
Steals	4.1	.631
Starts	100 of 170	.588

## 10 STRAIGHT POSTSEASONS

Miami has now made the postseason in each of the last 10 years, tripling the program's prior top streak of three, which was set from 2002 to 2004.

- 2009-10: WNIT Finals (22-14, 4-10 ACC)
- 2010-11: NCAA Tournament Second Round (28-5, 12-2 ACC)
- 2011-12: NCAA Tournament Second Round (26-6, 14-2 ACC)
- 2012-13: NCAA Tournament First Round (21-11, 11-7 ACC)
- 2013-14: WNIT First Round (16-15, 8-8 ACC)
- 2014-15: NCAA Tournament Second Round (20-13, 8-8 ACC)
- 2015-16: NCAA Tournament First Round (24-9, 10-6 ACC)
- 2016-17: NCAA Tournament Second Round (24-9, 10-6 ACC)
- 2017-18: NCAA Tournament First Round (21-11, 10-6 ACC)
- 2018-19: NCAA Tournament Second Round (25-9, 12-4 ACC)

### the matchup

• Miami closes out its three-game homestand on Sunday when it hosts the Syracuse Orange at the Watsco Center. Tipoff is slated for 12 p.m. and the game will air on ACC Network with Brett Dolan and Kelly Gramlich on the call. Fans can also listen to the game on WVUM 90.5.

• The Canes and the Orange have met 30 times in program history, with a majority of their games coming when both teams were members of the Big East. Miami has come out on top in 20 of the 30 games between the schools. When playing at the Watsco Center, the Canes are 11-4 all-time against Syracuse.

• The last game between the Orange and the Canes came at the ACC Tournament, a 92-85 victory for Syracuse. Miami won the earlier game in the season, defeating Syracuse 84-71 in Syracuse on January 23.

### last time out

• The Canes fell to No. 7/7 Louisville, 87-41, on Thursday, shooting 20 percent from the field in the game.

• Redshirt junior Iggy Allen posted a season-high nine points, while freshman Brianna Jackson tallied 13 points to lead all Miami scorers against Louisville. The bench shouldered the scoring load for the Canes, accounting for 22 of Miami's 41 points.

• Louisville shot 51.7 percent from the floor during the first half to take a 37-16 lead into the locker room. Jackson sparked the Canes offense in the fourth quarter, pouring in seven points in addition to hauling in three boards in the final 10 minutes.

### scouting the orange

• The Orange hold an 8-6 record (2-1 ACC) so far this season and carry a two-game winning streak into Sunday's contest. Both games were overtime victories at home for the Orange, a 90-89 OT win over No. 8 Florida State and a 74-63 defeat of Notre Dame.

• Seven of Syracuse's games have come against top-25 opponents and the Orange are 2-5 in those seven games. The two wins came over No. 8 Florida State and No. 21 Michigan State. Prior to the Notre Dame game, the Orange faced four straight top-25 teams.

• Syracuse is a 3-point shooting team, and it ranks first in the ACC for most threes attempted at 424. However, the Orange sit at 14th in the ACC for 3-point percentage (.283).

### #QueenBea

• Redshirt senior Beatrice Mompremier continues to be a force to be reckoned with this season, averaging 16.3 points and 10.4 rebounds per game. She is one of 17 Division I players in the nation to average at least 15 points and 10 rebounds this season.

• The Miami native has tallied seven double-doubles this season, tied for third in the ACC and 18th in the nation for most double-doubles. Mompremier is one of three players in the Atlantic Coast Conference to rank in the top 10 in both scoring (eighth - 16.3) and rebounding (third - 10.4) this season.

## HURRICANE LEADERS

### Led Team in Points

	Season	Career
Mykea Gray	3	19
Beatrice Mompremier*	5	16
Endia Banks	2	7
Kelsey Marshall	4	6
Brianna Jackson	1	1

### Led Team in Rebounds

	Season	Career
Beatrice Mompremier*	10	46
Endia Banks	3	3
Brianna Jackson	3	3
Jamir Huston	2	2
Mykea Gray		1
Taylor Mason		1
Kelsey Marshall		1

### Double-Figure Scoring Games

	Season	Career
Beatrice Mompremier*	12	63
Mykea Gray	10	50
Kelsey Marshall	9	38
Endia Banks	6	18
Taylor Mason	1	14
Brianna Jackson	2	2
Moulayna Johnson Sidi Baba	1	1
Sydnee Roby	1	1
Jamir Huston		1

\*includes stats from previous schools

### Consecutive Games in Double Figures

	Season	Career
Beatrice Mompremier*	12	17
Mykea Gray	6	9
Kelsey Marshall	5	5
Endia Banks	2	4
Brianna Jackson	2	2

### 20-Point Games

	Season	Career
Beatrice Mompremier*	2	11
Mykea Gray	1	11
Endia Banks	1	1
Kelsey Marshall	1	1

### Double-Figure Rebounding Games

	Season	Career
Beatrice Mompremier*	7	45
Brianna Jackson	1	1
Endia Banks		1
Jamir Huston	1	1

### Double-Doubles

	Season	Career
Beatrice Mompremier*	7	42
Brianna Jackson	1	1
Endia Banks		1



### acc network all-access

• The Canes were chosen to participate in an exclusive all access, hour-long segment that will air on ACC network on Jan. 12 at 8 p.m.

• The show will follow the Canes as they wrap up non-conference play, giving fans an inside look at life as a Miami Hurricane both on and off the court. Some of the scenes include practices, pre-game traditions, team bonding activities and more!

### freshies are here

• With redshirt senior Beatrice Mompremier out, it was the freshmen's time to shine on Sunday. Forward Brianna Jackson recorded her first career double-double with 14 points and 10 rebounds. She followed that up with a 13-point effort against Louisville last time out.

• Yasmeen Chang found her rhythm for the Canes as well, tying her career-high with seven points against Louisville. She was 1-of-3 from 3-point range and knocked down a pair of free throws.

### gray all the way

• Junior guard Mykea Gray continues to produce for the Canes, recording her sixth straight double-digit outing on Sunday against Florida State. The guard ranks second on the team in scoring (12.1 points per game).

• Gray's 21 points against Florida State was a new season-high, with 10 of those 21 points coming in the fourth quarter alone. The Maryland native has recorded 50 double-digit outings in her career and is just 29 points away from 1,000 career points.

### acc weekly honors

• Beatrice Mompremier has taken home two ACC weekly honors this season, earning ACC Co-Player of the Week on Nov. 26 and Dec. 23.

• Her stat lines for each week:  
Nov. 26 - 24.5 ppg, 13.0 rpg, All-Tourney Team  
Dec. 23 - 16.7 ppg, 15.7 rpg, 3 double-doubles

### january jammin'

• Historically, the Canes have succeeded during the month of January, holding a .547 winning percentage (208-175). In January ACC games, Miami posts a 57-57 record.

• The Canes have tallied 16 wins over ranked teams in January, tied with February for the most of any month.

### new acc format

• The ACC moved to an 18-game schedule for the 2019-20 women's basketball season. Miami is in a pod with Wake Forest, Clemson, Florida State and Georgia Tech, all of whom it will play twice.

• Miami has played an 18-game ACC schedule once before in 2012-13, posting an 11-7 record in conference action that season.

### decade in review

• The 2010s are arguably the best 10 years in Miami women's basketball history, full of individual and team accomplishments. Some highlights include:

- **10** straight postseason appearances
- **9** 20-win seasons
- **8** ACC All-Academic Team members
- **4** All-Americans
- **3** WNBA draft picks
- **1** ACC Player of the Year (Shenise Johnson)
- **1** ACC Coach of the Year (Katie Meier, 2011)

### home sweet home

• The Hurricanes have historically succeeded when playing in front of the home crowd. Miami is just two wins away from the 500-home win mark, sitting at 498-188 (.713) all-time at home.

• Under Katie Meier, the Canes have historically dominated teams in Coral Gables, boasting a .731 win percentage (190-70). Over the past five years, Miami has lost just 20 games when playing at home.

### #tough20

• Head coach Katie Meier signed three 2020 prospects to NLI's on November 13:

• **Nyayongah Gony:** A 6-foot, 3-inch forward, Gony is ranked the No. 56 overall player by espnW HoopGurlz. The forward comes in at No. 13 among forwards in the 2020 class and is considered the top recruit in the state of Nebraska.

• **Paula Fraile Ruiz:** Standing tall at 6-feet, 4-inches, Fraile Ruiz has a wealth of international experience, most recently competing at the FIBA U18 Women's European Championship – Division B in Sarajevo, Bosnia.

• **Naomi Mbandu:** Mbandu is currently playing at Gulf Coast State College and is considered the No. 2 junior college prospect in the nation by ASGR Basketball. Mbandu represented France at the 2019 FIBA U20 Women's European Championship.

## THE POLLS

### Associated Press

Rk.	Team (No. 1 votes)	Rec.	Pts.
1	UConn (19)	12-0	721
2	Oregon (7)	12-1	708
3	Oregon State (3)	14-0	682
4	South Carolina (1)	14-1	669
5	Stanford	13-1	626
6	Baylor	11-1	614
7	Louisville	14-1	574
8	UCLA	14-0	531
9	NC State	14-0	529
10	Texas A&M	13-1	468
11	Florida State	14-1	465
12	Indiana	12-2	389
13	Mississippi State	14-2	371
14	Kentucky	12-2	367
15	DePaul	13-2	316
16	Gonzaga	14-1	303
17	Maryland	10-3	278
18	Arizona	13-1	243
19	West Virginia	11-1	239
20	Missouri State	12-2	155
21	Arkansas	13-2	150
22	South Dakota	15-2	92
23	Tennessee	11-3	89
24	Michigan	11-3	71
25	Princeton	12-1	19

**Others receiving votes:** Northwestern 18, Rutgers 14, Iowa 10, Syracuse 9, TCU 9, Miami 6, Florida Gulf Coast 5, Arizona St. 3, Minnesota 2, Texas 2, Nebraska 2, Kansas 1

### USA Today Coaches Poll

Rk.	Team (No. 1 votes)	Rec.	Pts.
1	Connecticut (24)	12-0	788
2	Oregon (5)	12-1	753
3	Oregon St. (3)	14-0	743
4	Stanford	13-1	684
5	South Carolina	14-1	653
6	Baylor	11-1	649
7	Louisville	14-1	613
8	NC State	14-0	570
9	UCLA	14-0	559
10	Texas A&M	14-1	490
11	Florida State	14-1	479
12	Mississippi State	14-2	424
13	Indiana	13-2	385
14	Kentucky	12-2	378
15	Gonzaga	14-1	346
16	Maryland	11-3	334
17	DePaul	13-2	311
18	Missouri St.	12-2	231
19	Arizona	13-1	226
20	West Virginia	11-1	197
21	Arkansas	13-2	160
22	South Dakota	14-2	141
23	Princeton	12-1	89
24	Tennessee	11-3	69
25	Florida Gulf Coast	15-2	52

**Others receiving votes:** Michigan 37; Arizona State 14; Northwestern 8; Rutgers 7; Syracuse 6; Iowa 2; James Madison 1; Creighton 1.

\*updated 1/7/20

### acc standings

Team	ACC Rec.	ACC Pct.	Overall Rec.	Overall Pct.	Win Streak
1. Louisville	4-0	1.000	15-1	0.938	W7
2. NC State	3-1	0.750	14-1	0.933	L1
3. Georgia Tech	3-1	0.750	12-3	0.800	W1
4. North Carolina	3-1	0.750	12-3	0.800	W1
5. Wake Forest	3-1	0.750	10-5	0.667	W3
6. Syracuse	2-1	0.667	8-6	0.571	W2
7. Florida State	3-2	0.600	14-2	0.875	L1
8. Virginia Tech	2-2	0.500	12-3	0.800	W2
9. Boston College	2-2	0.500	9-6	0.600	W2
<b>10. Miami</b>	<b>1-3</b>	<b>0.250</b>	<b>9-6</b>	<b>0.600</b>	<b>L3</b>
11. Duke	1-3	0.250	7-8	0.467	L5
12. Virginia	1-3	0.250	6-9	0.400	W1
13. Notre Dame	1-3	0.250	6-10	0.375	L2
14. Clemson	1-3	0.250	5-10	0.333	L2
15. Pitt	0-4	0.000	3-12	0.200	L8



# NCAA STATS

Team	Category (Value)	NCAA	ACC
Assist Turnover Ratio (0.74)	216	11	
Assists (194)	155	10	
Assists Per Game (12.9)	192	11	
Blocked Shots (61)	73	9	
Blocked Shots Per Game (4.1)	88	8	
Fewest Fouls (276)	287	13	
Fewest Turnovers (263)	277	11	
FG Percentage (40.4)	151	11	
FG Percentage Defense (39.7)	187	13	
Free Throw Attempts (291)	45	4	
Free Throws Made (188)	91	8	
Free-Throw Percentage (64.6)	267	14	
Personal Fouls Per Game (18.4)	249	13	
Rebound Margin (5.9)	61	10	
Rebounds (616)	54	10	
Rebounds Per Game (41.07)	77	10	
Scoring Defense (65.7)	202	9	
Scoring Margin (1.5)	183	10	
Scoring Offense (67.2)	148	10	
Steals (127)	121	5	
Steals Per Game (8.5)	151	5	
3-Point FG Defense (31.0)	180	11	
3-Point FG Attempted (303)	105	5	
3-Point FG Made (92)	134	8	
3-Point FG Per Game (6.1)	170	7	
3-Point FG Percentage (30.4)	199	11	
Turnover Margin (-1.80)	254	9	
Turnovers Forced (15.73)	227	8	
Turnovers Per Game (17.5)	240	11	
Won-Lost Percentage (60.0)	123	8	

### Individual (Top-75 Nationally)

Category (Value) ..... NCAA .ACC

### Blocked Shots Per Game

Beatrice Mompremier (1.69)..... 72 ..... 5

### Double-Doubles

Beatrice Mompremier (7)..... 18 ..... 3

### Field Goal Percentage

Beatrice Mompremier (51.2)..... 73 ..... 5

### Rebounds

Beatrice Mompremier (135)..... 44 ..... 5

### Rebounds Per Game

Beatrice Mompremier (10.4)..... 22 ..... 3

\*updated 1/11/20

## preseason accolades

- Miami forward Beatrice Mompremier racked up the preseason awards ahead of the 2019-20 campaign:
  - 2019 ACC Preseason Player of the Year
  - 2019 Preseason AP All-American
  - Lisa Leslie Center of the Year Award
  - Wooden Award Top 30
  - Naismith Trophy Top 50

• As a team, the Canes were picked to finish fourth in the ACC by league coaches, and fifth by the Blue Ribbon Panel.

## family tradition

• **Siblings:** Three Hurricanes have older brothers who played college basketball. Kelsey Marshall's brother, Kyle, was a three-year starter at Butler and made the 2011 NCAA title game. Taylor Mason's brother, Nate, was a First Team All-Big Ten pick at Minnesota in 2016-17. Beatrice Mompremier's brother, Wadly, played at Ohio for three years and at Arkansas-LR for one. Iggy Allen's sister, Alicia Mardis, play basketball at Arkansas Tech.

• **Parents:** Four other Miami players have direct relatives who play(ed) basketball. Jacaira Allen's sister, Alicia Mardis, is on the team at Arkansas Tech after spending two years at Kilgore College. Brianna Jackson's father played semi-pro basketball while Sydnee Roby's mother played collegiate ball at Grambling State and Howard University. Roby's mom, Essie Washington, also played professional basketball for the Virginia Wave of the WABA.

• **Cousins:** Sydnee Roby's cousin, Ericka Haney, started on Notre Dame's 2001 national championship team.

## VS. 2019-20 OPPONENTS

OPPONENT	REC.	STRK	LAST MEETING
Arkansas State	N/A		
Binghamton	3-0	W3	12/19/09, W, 68-52
Boston College	28-17	W5	1/27/19, W, 76-73
Clemson	11-7	L1	1/10/19, L, 76-67
DePaul	N/A		
Duke	4-14	W2	1/17/19, W, 58-50
Florida State	15-45	W1	2/24/19, W, 64-54
Georgia Tech	16-14	W1	2/28/19, W, 69-56
Indiana	2-1	W1	12/20/15, W, 89-75
Louisville	2-4	W1	2/17/19, W, 79-73
Miami (OH)	2-0	W2	11/20/10, W, 96-64
NC A&T	2-0	W2	3/25/10, W, 84-77
North Carolina	10-13	W4	1/20/19, W, 76-68
UNC-Asheville	N/A		
NC State	11-11	L1	3/3/19, L, 70-68
Notre Dame	5-19	W1	2/7/19, W, 72-65
Oregon State	N/A		
Pittsburgh	22-9	W5	2/10/19, W, 65-51
Syracuse	20-10	L1	3/8/19, L, 92-85
Virginia	10-9	W3	2/3/19, W, 72-59
Virginia Tech	21-7	L1	2/21/19, L, 73-65
Washington St.	N/A		
Wake Forest	12-9	W2	1/6/19, W, 72-57

\*All information is as of the start of the 2019-20 season

## USA basketball

• USA Basketball was full of the Canes this summer as Beatrice Mompremier represented Miami at the Pan American Games in Lima, Peru. Mompremier was one of 12 players on the U.S. team and the only ACC representative.

• Mompremier and junior Mykea Gray also had the opportunity to train with USA Basketball during their training camp in Coral Gables ahead of the AmeriCup in Puerto Rico. Training camp attendees included Sue Bird, Diana Taurasi, Sylvia Fowles and Tina Charles.

## GAME-BY-GAME BREAKDOWN

Date	Opponent	Site	Time	TV	Jersey	Tip-off	Attend.	Result
N10	Jackson State	Coral Gables, Fla.	3 p.m.	ACCNX	White	Miami	917	W, 83-68
N13	North Florida	Coral Gables, Fla.	11 a.m.	ACCNX	Orange	Miami	4,017	W, 78-55
N17	IUPUI	Coral Gables, Fla.	1 p.m.	ACCNX	White	Miami	863	W, 74-65
N22	NC A&T	Chicago, Ill.	2 <sup>30</sup> p.m.		White	Miami	3,062	W, 68-67
N23	DePaul	Chicago, Ill.	3 <sup>30</sup> p.m.		Green	Miami	1,608	L, 89-83
N29	Oregon State	Coral Gables, Fla.	2 p.m.	ACCNX	White	Miami	1,336	L, 75-53
N30	Miami (OH)	Coral Gables, Fla.	4 <sup>30</sup> p.m.	ACCNX	Orange	Miami	823	W, 80-62
D4	Indiana	Coral Gables, Fla.	6 p.m.	ACCN	White	Miami	848	L, 58-45
D17	Binghamton	Coral Gables, Fla.	7 p.m.	ACCNX	Orange	Miami	983	W, 79-56
D20	UNC Asheville	Coral Gables, Fla.	12 p.m.	ACCNX	White	Miami	733	W, 75-46
D21	Washington St.	Coral Gables, Fla.	11 a.m.	ACCNX	White	Miami	782	W, 74-68
D29	Wake Forest*	Coral Gables, Fla.	2 p.m.	ACCN	Orange	Miami	988	W, 59-56
J2	Georgia Tech*	Atlanta, Ga.	7 p.m.	ACCNX	Black	Miami	1,235	L, 61-54
J5	Florida State*	Coral Gables, Fla.	2 p.m.	RSN	White	Miami	1,984	L, 73-62
J9	Louisville*	Coral Gables, Fla.	8 p.m.	ACCN	White	Louisville	980	L, 87-41
J12	Syracuse*	Coral Gables, Fla.	12 p.m.	ACCN				
J16	North Carolina*	Chapel Hill, N.C.	6 p.m.	ACCNX				
J19	Notre Dame*	South Bend, Ind.	1 p.m.	ESPN2/ACCN				
J23	Clemson*	Coral Gables, Fla.	6 p.m.	ACCN				
J26	Florida State*	Tallahassee, Fla.	2 p.m.	ACCN				
J30	Georgia Tech*	Coral Gables, Fla.	6 p.m.	ACCN				
F2	Virginia Tech*	Blacksburg, Va.	2 p.m.	ACCNX				
F9	Duke*	Coral Gables, Fla.	2 p.m.	ESPN2/ACCN				
F13	Virginia*	Charlottesville, Va.	7 p.m.	ACCNX				
F16	Clemson*	Clemson, S.C.	1 p.m.	ESPN2/ACCN				
F20	NC State*	Coral Gables, Fla.	8 p.m.	ACCN				
F23	Boston College*	Chestnut Hill, Mass.	4 p.m.	RSN				
F27	Wake Forest*	Winston-Salem, N.C.	7 p.m.	ACCNX				
M1	Pittsburgh*	Coral Gables, Fla.	3 p.m.	ACCNX				



# MIAMI HURRICANES

## numerical

No.	Name	Pos.	Ht.	Yr.	Hometown/HS/Previous
0	Kenza Salgues	G	5-9	Fr.	Montpellier, France / INSEP
1	Moulayna Johnson Sidi Baba	G/F	6-0	Fr.	Årsta, Sweden / Solna Gymnasium
3	Destiny Harden	F	6-0	R-So.	Chicago, Ill. // West Virginia
4	Endia Banks	G	5-9	Jr.	Duluth, Ga. / Duluth
5	Mykea Gray	G	5-4	Jr.	Upper Marlboro, Md. / National Christian Academy
12	Iggy Allen	G	5-10	R-Jr.	Pompano Beach, Fla. // Mississippi State
13	Taylor Mason	G	5-9	Jr.	Decatur, Ga. / Norcross
15	Jamir Huston	F	6-0	So.	Cleveland, Ohio / John Hay
20	Kelsey Marshall	G	5-9	Jr.	Davie, Fla. / Miami Country Day School
21	Brianna Jackson	F	6-3	Fr.	Virginia Beach, Va. / Princess Anne
22	Yasmeen Chang	G	5-9	Fr.	Naples, Fla. / Gulf Coast
32	Beatrice Mompremier	F	6-4	R-Sr.	Miami, Fla. // Baylor
44	Sydnee Roby	C	6-3	Fr.	Milwaukee, Wis. / Rufus King

## alphabetical

No.	Name	Pos.	Ht.	Yr.	Hometown/HS/Previous
12	Iggy Allen	G	5-10	R-Jr.	Pompano Beach, Fla. // Mississippi State
4	Endia Banks	G	5-9	Jr.	Duluth, Ga. / Duluth
22	Yasmeen Chang	G	5-9	Fr.	Naples, Fla. / Gulf Coast
5	Mykea Gray	G	5-4	Jr.	Upper Marlboro, Md. / National Christian Academy
3	Destiny Harden	F	6-0	R-So.	Chicago, Ill. // West Virginia
15	Jamir Huston	F	6-0	So.	Cleveland, Ohio / John Hay
21	Brianna Jackson	F	6-3	Fr.	Virginia Beach, Va. / Princess Anne
1	Moulayna Johnson Sidi Baba	G/F	6-0	Fr.	Årsta, Sweden / Solna Gymnasium
20	Kelsey Marshall	G	5-9	Jr.	Davie, Fla. / Miami Country Day School
13	Taylor Mason	G	5-9	Jr.	Decatur, Ga. / Norcross
32	Beatrice Mompremier	F	6-4	R-Sr.	Miami, Fla. // Baylor
44	Sydnee Roby	C	6-3	Fr.	Milwaukee, Wis. / Rufus King
0	Kenza Salgues	G	5-9	Fr.	Montpellier, France / INSEP

## basketball staff

- Head Coach:** Katie Meier (Duke '89 [B.A.] & '90 [M.A.], 15th season)
- Assistant Coach:** Octavia Blue (Miami '98, eighth season)
- Assistant Coach:** Tia Jackson (Iowa '95, fifth season)
- Assistant Coach:** Fitzroy Anthony (Palm Beach Atlantic '08, fifth season)
- Director of Ops. & Special Projects:** Margie Gill (Florida '03, sixth season)
- Director of Ops. / Coordinator of Recruiting:** Lonneta Hall (CSU-Northridge '94, 13th season)
- Operations Assistant / Analytics & Player Development:** Josh Wathen (UNF '18, first season)
- Video Coordinator:** Noelle Cobb (La Verne '17, first season)
- Athletic Trainer:** Natalie Fontela (Miami '13, fourth season)
- Strength & Conditioning Coach:** Brandi Walker (Towson '08 [B.S.] & George Washington '12 [M.S.]

## PRONUNCIATION GUIDE

<b>Endia Banks:</b>	IN-Dee-Uh (like the country)
<b>Mykea Gray:</b>	My-KEY-Uh
<b>Jamir Huston:</b>	Juh-MEER...HUE-stin (like the city)
<b>Brianna Jackson:</b>	Bree-AHN-ah
<b>Moulayna Johnson Sidi Baba:</b>	Moo-LAY-nah...See-dee...Bah-bah
<b>Katie Meier:</b>	MY-Urr
<b>Beatrice Mompremier:</b>	MOM-Prih-Meer
<b>Sydnee Roby:</b>	ROH-bee
<b>Kenza Salgues:</b>	SAHL-gh

## roster breakdown

### By Class

Seniors .....	1
Beatrice Mompremier	
Juniors .....	5
Iggy Allen	
Endia Banks	
Mykea Gray	
Kelsey Marshall	
Taylor Mason	
Sophomores .....	2
Destiny Harden	
Jamir Huston	
Freshmen .....	5
Yasmeen Chang	
Brianna Jackson	
Moulayna Johnson Sidi Baba	
Sydnee Roby	
Kenza Salgues	

### By Position

Guards .....	7
Iggy Allen	
Endia Banks	
Yasmeen Chang	
Mykea Gray	
Kelsey Marshall	
Taylor Mason	
Kenza Salgues	
Forwards .....	5
Destiny Harden	
Jamir Huston	
Brianna Jackson	
Moulayna Johnson Sidi Baba	
Beatrice Mompremier	
Center .....	1
Sydnee Roby	

### By State/Country

Florida .....	4
Iggy Allen	
Yasmeen Chang	
Kelsey Marshall	
Beatrice Mompremier	
France .....	1
Kenza Salgues	
Georgia .....	1
Endia Banks	
Taylor Mason	
Maryland .....	1
Mykea Gray	
Illinois .....	1
Destiny Harden	
Ohio .....	1
Jamir Huston	
Sweden .....	1
Moulayna Johnson Sidi Baba	
Virginia .....	1
Brianna Jackson	
Wisconsin .....	1
Sydnee Roby	



# RECORD WHEN

last time it happened

At home	8-4
On the road	0-2
Neutral site	1-0
Scoring 90-plus points	0-0
Scoring 80-plus points	2-1
Scoring 70-plus points	6-1
Scoring 60-plus points	8-4
Scoring under 60 points	1-4
Allowing under 60 points	3-1
Allowing under 50 points	1-0
Allowing under 40 points	0-0
Leading at halftime	7-1
Trailing at halftime	1-4
Tied at halftime	1-1
Outrebounding opponent	7-3
Outrebounded by opponent	0-3
Rebounds tied	2-0
Higher field goal percentage	7-1
Lower field goal percentage	2-5
Field goal percentage tied	0-0
Fewer turnovers	4-0
More turnovers	4-3
Turnovers tied	1-3
40-plus field goal percentage	8-1
Under 40 field goal percentage	1-5
30-plus 3-point field goal percentage	7-2
Under 30 3-point field goal percentage	2-4
90-plus free throw percentage	0-0
80-plus free throw percentage	2-0
70-plus free throw percentage	4-2
Under 70 free throw percentage	5-4
20-plus 3-point attempts	5-3
Under 20 3-point attempts	4-3
More free throw attempts	6-4
Fewer free throw attempts	3-2
Free throw attempts tied	0-0
More made free throws	4-4
Fewer made free throws	5-2
Made free throws tied	0-0
40-plus free throw attempts	0-0
30-plus free throw attempts	1-1
20-plus free throw attempts	4-2
Under 20 free throw attempts	5-4
20-plus turnovers forced	3-1
15-plus turnovers forced	4-1
10-plus turnovers forced	9-5
Under 10 turnovers forced	0-0
15-plus turnovers	6-5
Under 15 turnovers	3-0
20-plus assists	1-0
15-plus assists	7-0
Under 15 assists	1-6
More 3-pointers made	6-1
Fewer 3-pointers made	3-4
3-pointers made tied	0-1
One possession games	2-0
Final margin 10 or more points	5-4
Final margin fewer than 10 points	4-3
Final margin fewer than 5 points	2-0
Overtime game	0-0
With a 30-point scorer	0-1
With a 20-point scorer	1-2
With a 10-plus rebounder	7-2
Versus ranked opponents	0-5
Wearing white jerseys	5-4
Wearing orange jerseys	4-0
Wearing green jerseys	0-1
Wearing black jerseys	0-1
On Sundays	3-1
On Mondays	0-0
On Tuesdays	1-0
On Wednesdays	1-1
On Thursdays	0-2
On Fridays	2-1
On Saturdays	2-1
Day games	7-3
Night games	2-3

## MIAMI INDIVIDUAL

Scored 20-29 points	Mykea Gray (21) vs. [8/8] Florida State (1/5/20)
Scored 30-39 points	Beatrice Mompremier (31) at [19/20] DePaul (11/23/19)
Scored 40+ points	Renee Taylor (42) at Houston (12/19/05)
Consecutive 20-point games	Beatrice Mompremier (27 vs. Syracuse, 21 vs. FGCU) (3/8-3/22)
Made 10-14 field goals	Beatrice Mompremier (12) at [19/20] DePaul (11/23/19)
Made 15+ field goals	Tamara James (17) vs. Fairfield (12/28/04)
Made six 3-point field goals	Mykea Gray (6) at Virginia Tech (2/21/19)
Made seven-plus 3-point field goals	Sarah Mortensen (8) at FIU (11/6/18)
Made 10-14 free throws	Emese Hof (11) at [13/14] Syracuse (1/23/19)
Made 15+ free throws	Desma Thomas (16) vs. Georgetown (2/25/97)
Had 15-19 rebounds	Beatrice Mompremier (18) at [19/20] DePaul (11/23/19)
Had 20+ rebounds	Beatrice Mompremier (22) vs. [22/20] Arizona State (3/24/19)
Had 10+ assists	Laura Cornelius (10) at No. 13/14 Syracuse (1/23/19)
Had 5-9 steals	Mykea Gray (5) vs. NC A&T (11/28/19)
Had 5+ blocks	Beatrice Mompremier (5) vs. Washington State (12/21/19)
Had a double-double	Brianna Jackson (14 pts, 10 reb) vs. [8/8] Florida State (1/5/20)
20 points and 20 rebounds	Beatrice Mompremier (24 pts, 21 reb) vs. [11/11] Marquette (11/15/18)

## MIAMI TEAM

Scored 80-89 points	80 vs. Miami (OH) (11/30/19)
Scored 90-99 points	90 vs. Vanderbilt (12/20/18)
Scored 100+ points	103 vs. Florida A&M (12/28/18)
Scored 100+ points in a conference game	100 vs. North Carolina (1/26/17)
Had 50-59 rebounds	58 vs. Binghamton (12/17/19)
Made 30-34 field goals	32 vs. Binghamton (12/17/19)
Made 35-39 field goals	36 vs. Florida A&M (12/28/18)
Made 40+ field goals	41 vs. UL-Monroe (12/16/11)
Made 10-14 3-point field goals	11 vs. Jackson State (11/10/19)
Made 15+ 3-point field goals	16 vs. Alabama (12/21/18)
Made 20-29 free throws	23 at [19/20] DePaul (11/23/19)
Made 30 free throws	34 vs. Boston College (1/27/19)
Dished 20-25 assists	24 vs. Vanderbilt (12/20/18)
Dished 25-29 assists	26 vs. Alabama (12/21/18)
Dished 30+ assists	30 vs. Prairie View A&M (11/17/11)
Recorded 15-19 steals	15 vs. NC A&T (11/22/19)
Recorded 20+ steals	22 vs. North Carolina (2/8/12)
Posted 10+ blocks	10 vs. NC A&T (11/22/19)
Four players with 10+ points	Mompremier (15), Gray (15), Banks (14), Marshall (18) vs. Washington St (12/21/19)
Five players with 10+ points	Hof (22), Mompremier (17), Marshall (17), Cornelius (11), Huston (10) vs. Florida A&M (12/28/18)
Two players with 20+ points	Endia Banks (23), Beatrice Mompremier (20) vs. IUPUI (11/17/19)
Two players with double-figure rebounds	Emese Hof (12), Beatrice Mompremier (10) vs. FGCU (3/22/19)
Two players with double-doubles	Mompremier (21 pts, 10 reb), Hof (10 pts, 12 reb) vs. FGCU (3/22/19)
Won by 30-39 points	30 vs. Virginia Tech (2/25/18)
Won by 40-49 points	49 vs. Florida A&M (12/28/18)
Won by 50+ points	51 at FIU (11/6/18)
Won in overtime	94-89 (OT) at [9/10] Ohio State (12/11/16)
Lost in overtime	72-67 (OT) vs. Florida State (3/6/14)
Defeated a ranked opponent	79-73 at [2/2] Louisville (2/17/19)
Lost to a ranked opponent	87-41 vs. [7/7] Louisville (1/9/20)
Defeated a top 6-10 opponent	87-41 vs. [7/7] Louisville (1/9/20)
Lost to a top 6-10 opponent	73-62 vs. [8/8] Florida State (1/5/20)
Defeated a top-5 opponent	79-73 at [2/2] Louisville (2/17/19)
Lost to a top-5 opponent	75-53 vs. [7/5] Oregon State (11/29/19)

## MIAMI OPPONENT

Scored 80-89 points	87 vs. [7/7] Louisville (1/9/20)
Scored 90-99 points	90 vs. Central Michigan (12/30/18)
Scored 100+ points	105 vs. [13/12] Florida State (1/11/18)
Won by 30-39 points	38 vs. [13/12] Florida State (1/11/18)
Won by 40-49 points	46 vs. [7/7] Louisville (1/9/20)
Won by 50+ points	58 vs. [1/1] Maryland (1/10/07)
Individual scored 30-39 points	Paris Kea (31) vs. North Carolina (2/4/18)
Individual scored 40+ points	Monique Currie (43) vs. Duke (2/19/06)
Individual had 15-19 rebounds	Regan Magarity (19) vs. Virginia Tech (2/21/19)
Individual had 20+ rebounds	Crystal Langhorne (22) vs. Maryland (2/17/05)
Individual had 10+ assists	Kennedy Leonard (13) vs. Colorado (12/2/18)
Individual had 5+ steals	Lauren Dickerson (6) vs. Miami (OH) (11/30/19)
Individual had 5+ blocks	Brianna Turner (5) vs. Notre Dame (2/7/19)



# HEAD COACH KATIE MEIER

15TH SEASON | DUKE, 1989 (B.A.) | DUKE, 1990 (M.A.)

Hometown: Wheaton, Ill. | Head Coach: Charlotte, 2001-05 | Miami, 2005-pres.

## MEIER'S CAREER

Assistant Coach	
1993-94	UNC Asheville
1994-99	Tulane
Associate Head Coach	
1999-2001	Tulane
Head Coach	
2001-05	Charlotte
2005-pres.	Miami

## EDUCATION

Wheaton Central High School, 1985  
 Duke University, 1989  
 B.A. English (Literature)  
 Duke University, 1990  
 M.A. English (Teaching English)

## NCAA APPEARANCES

2003 - Charlotte - First Round  
 2011 - Miami - Second Round  
 2012 - Miami - Second Round  
 2013 - Miami - First Round  
 2015 - Miami - Second Round  
 2016 - Miami - First Round  
 2017 - Miami - Second Round  
 2018 - Miami - First Round

## WNIT APPEARANCES

2004 - Charlotte - Second Round  
 2005 - Charlotte - First Round  
 2006 - Miami - Second Round  
 2010 - Miami - Finals  
 2014 - Miami - First Round

## PLAYING CAREER

Wheaton Central High School, 1981-85  
 Duke University, 1985-90  
 BBC Mini-Flat Waregem (Belgium), 1990-93

## MISCELLANEOUS

ACC Rookie of the Year, 1986  
 GTE Academic All-American, 1988  
 First Team All-ACC, 1990  
 Kodak/WBCA District All-American, 1990  
 Duke Hall of Honor Inductee, 2002  
 ACC 50th Anniversary Team, 2002  
 C-USA Coach of the Year, 2003  
 WBCA Region 4 Coach of the Year, 2003  
 ACC Legend, 2006  
 Wheaton Central HS HOF Inductee, 2009  
 ACC Coach of the Year, 2011  
 WBCA Region 2 Coach of the Year, 2011  
 AP National Coach of the Year, 2011  
 USA Basketball Coach of the Year, 2013  
 UM Sports HOF Inductee, 2017

Katie Meier completed her 14th season at the helm of the Hurricanes' women's basketball program in 2018-19. A well-known and respected figure in women's basketball with 18 years of head coaching experience, Meier has worked tirelessly to put her mark on Miami's program and to build a winning tradition.

In 2018-19, Meier guided her team to a 10th consecutive postseason appearance, including an eighth trip to the NCAA Tournament in the last nine years and fifth straight NCAA Tournament bid. Miami also reached 20-plus wins for the ninth time in 10 years and double-digit ACC victories for the seventh time in nine years.

Through the 2017-18 campaign, Meier has a career record of 353-217, including a 277-172 mark at Miami.

## Honors and Accolades

Meier has been recognized for her coaching success numerous times throughout her career. From being named a co-recipient of the 2013 USA Basketball National Coach of the Year award following a 9-0 record and gold medal at the 2013 FIBA U19 World Championship, to being inducted into the University of Miami Sports Hall of Fame in 2017, Meier's name has become synonymous with elite basketball.

One of the most prestigious honors bestowed on Meier came at the conclusion of the 2010-11 season when she was named the Associated Press National Coach of the Year - sharing the award with Connecticut's Geno Auriemma and Stanford's Tara VanDerveer. That season, Meier led the Hurricanes into the NCAA tournament for the first time since 2004 and coached the Canes to their first NCAA Tournament win since 1993.

The Canes entered the 2010-11 season with high internal expectations, but were picked eighth in the Preseason ACC Poll. Miami exceeded all outside expectations posting a perfect 20-0 record inside BankUnited Center and finished conference play with a 12-2 record, earning their first regular season conference title since joining the league in 2004. As a result, Meier was named the ACC Coach of the Year and later would be selected as the WBCA/RUSSELL ATHLETIC Region 2 Coach of the Year, as voted on by her peers.

During the 2011-12 season, Meier coached the Canes to their highest ranking in program history at No. 5. Miami went undefeated at home for the second consecutive season, pushing the home win streak to 40 games.

Five people who have been assistants for Meier during her head coaching career have gone on to earn Division I head coaching positions: Lynn Bria (Stetson), Amanda Butler (Florida and Clemson), Darrick Gibbs (North Florida), Carolyn Kieger (Marquette) and Stephanie McCormick (Western Carolina). Additionally, 22 of Meier's players at Miami have gone on to play professionally after their college careers.

## A New Era

Hired April 19, 2005, Meier was appointed by then-Miami AD Paul Dee in front of national and local media, fans, alumni and support staff, signifying the beginning of a new era.

Following an unprecedented career as one of the greatest athletes to ever play in the Atlantic Coast Conference, Meier quickly established herself in the coaching ranks. Following an impressive four-year tenure as the head coach at Charlotte where she helped bring the 49er program into national prominence, Meier made it clear that her goal was to make Miami one of the premier women's basketball programs in the country.

## Creating a Winning Program

In her first season, Meier wasted little time in making the first steps towards those goals. After receiving little attention in the ACC preseason polls, the Hurricanes posted an impressive overall record of 17-13. Under Meier, Miami earned a berth into the second round of the 2006 Women's National Invitation Tournament and standout Tamara James produced one of the greatest seasons ever seen by a UM player, becoming Miami's all-time leading scorer. James was selected with the eighth overall pick in the 2006 WNBA Draft by the Washington Mystics.

Over the next two years, the Hurricanes continued to develop under Meier's direction. Miami's Renee Taylor emerged as the ACC's leading scorer in 2006-07, while Maurita Reid finished the 2007-08 campaign with 110 steals, good for second in the ACC and fifth in the NCAA.

With the No. 21-ranked incoming recruiting class, Meier and the Hurricanes saw significant improvement during the 2008-09 season. The freshman class was highlighted by McDonald's All-American Shenise Johnson of Henrietta, N.Y., and Riquna Williams from nearby Pahokee, Fla. Under Meier's guidance, Johnson was named the ACC Rookie of the Week on three occasions and was named to the ACC All-Freshmen team as well as ACC Honorable Mention. The

versatile guard/forward also led the U19 USA team to a gold medal finish in the 2009 World Championships in Bangkok, Thailand.

The 2009-10 season was one of the most successful in program history. Under Meier's vision, the Hurricanes advanced to the WNIT Championship game. Miami posted a 22-14 overall record - the first 20-win campaign since the 2002-03 season and just the eighth all-time in history. In her sophomore season, Johnson was named first team

MEIER'S CAREER RECORDS			
School	Years	Overall	Conf.
Charlotte	2001-05	76-45	36-20
Miami	2005-pres.	286-178	112-106
Overall	18	362-223	148-126



All-ACC, while a healthy Riquna Williams garnered second-team honors. The tandem led Miami to a 5-1 WNIT record - the deepest postseason run in team history, with both earning all-tournament honors along the way.

Following the success of the 2009-10 campaign, Meier signed a contract extension through 2015 and the Hurricanes continued their rise in the ACC. Miami earned a conference regular season title in 2010-11 and returned to the NCAA Tournament for the first time in seven seasons. Johnson was named to four different All-America squads and became the second player in program history to be named the conference player of the year (Frances Savage - BIG EAST - 1992). Williams, along with Johnson, was named First Team All-ACC and was the conference scoring leader, posting 21.7 points per game.

Miami's dominance continued into the 2011-12 season. The Canes finished second in the conference standings with a record of 14-2 and were 26-6 overall, earning a No. 3 seed in the NCAA Tournament. UM also defeated the eventual conference tournament champion, Maryland, both times they played in the regular season.

Seniors Shenise Johnson and Riquna Williams continued to shine in the ACC as the duo were second and third in the league in scoring and each were again named First Team All-ACC. Johnson was also named to the All-ACC Defensive Team for the third consecutive season and earned a place on five different All-America teams, including the WBCA squad for the second straight year. Williams earned AP All-America third team recognition in her final collegiate campaign as well.

The Hurricanes went to a school record third straight NCAA Tournament in 2012-13, earning a No. 8 seed. Meier's Hurricanes defeated two top-10 opponents during the season, besting No. 6/7 Penn State and knocking off No. 5/4 Duke on senior day, marking the first win over a team in the top four of either poll in program history and the school's first win over the Blue Devils, who went 20-1 against ACC opponents that season, including winning the ACC Tournament.

After reaching the WNIT in 2014, Meier guided the Hurricanes back to the NCAA Tournament in 2015 and the 11th-seeded Hurricanes defeated No. 6 seed Washington in the first round, before dropping their second round matchup against third-seeded Iowa, the host school.

Earlier in the 2014-15 season, Meier also led the Hurricanes to the program's first win over a team in the top four of the AP Poll. They defeated No. 4/4 Notre Dame, 78-63, the Fighting Irish's only loss in their first two years in the ACC. Sophomore guard Adrienne Motley went on to be named a consensus First Team All-ACC pick after averaging 16.9 points on 49.2 percent shooting. Meier also earned her 250th career win during the season.

In 2015-16, Meier led Miami to a 24-9 record to tie for the fifth-most wins in a season in program history. Miami received a No. 5 seed the NCAA Tournament and made its fifth appearance in the field in the past six years. The 2015-16 campaign also saw the Hurricanes beat both Duke and North Carolina in the same year for the first time. The victory at North Carolina was good for the 200th of Meier's tenure at Miami. Adrienne Motley was also tabbed as a consensus First Team All-ACC honoree for the second straight year, in addition to garnering WBCA All-America Team Honorable Mention recognition.

In 2016-17, Meier guided the Hurricanes to a second straight 24-9 record. In the quarterfinals of the ACC Tournament, Miami again defeated a Florida State team ranked in the top 10, downing the No. 8/12 Seminoles, 56-54, to earn back-to-back semifinal appearances for the first time. The Hurricanes beat four top-25 teams, defeating three ranked teams – two of which were in the top 10 – away from home for the first time in the ACC era. Miami earned a No. 4 seed in the NCAA Tournament, hosting the first two rounds of play, and reached the second round for the fourth time in seven years.

Adrienne Motley and Jessica Thomas were both Second Team All-ACC picks in 2016-17, with Motley becoming Miami's fifth WNBA Draft pick. In addition, Motley, Thomas and Keyona Hayes formed the second Miami teammate trio to all reach 1,000 points and each signed a WNBA contract, the first time three Hurricanes in the same class did so.

Despite losing many talented players to graduation and injuries, Meier led the Hurricanes to a 21-11 finish in 2017-18 and surpassed 250 wins in her tenure with the program. Erykah Davenport, a Second Team All-ACC honoree, and Keyanna Harris became the first Miami seniors to make four straight NCAA Tournaments. Miami had two freshman all-league honorees for the first time since 1992-93 in the BIG EAST, as Mykea Gray and Kelsey Marshall both made the cut.

### **Establishing Her Legacy as a Player**

Meier's success as a coach is a direct reflection of her playing career as a standout at Duke University. A four-year letter winner for the Blue Devils under head coach Debbie Leonard from 1986-90, Meier's name is scattered throughout the Duke record books.

She currently ranks among the school's all-time career leaders in scoring average (16.2 points per game), steals (232), free throws made (447) and free throws attempted (624). She is also listed among Duke's leaders in career points (1,761), field goals made (653), field goals attempted (1,283), assists (409) and rebounding average (6.1 rebounds per game).

Meier wasted no time making her mark at Duke, earning ACC Rookie of the Year and Basketball Yearbook Freshman All-America honors in 1986. Meier injured her knee in 1988 during her junior season and ultimately missed the entire 1988-89 campaign while recovering.

Meier returned to Duke for her senior season in 1990 without missing a beat, earning Kodak/WBCA District 2 All-America and All-ACC first team accolades while being named the Blue Devils' most valuable player.

In 2002, Meier was honored by Duke for her efforts as a player when she was named to the inaugural induction class in the Blue Devils' Hall of Honor. That same year, Meier was named to the ACC's 50th Anniversary Team. In 2006, she was once again honored by the conference when she was named an ACC Legend at the 2006 ACC Women's Basketball Tournament.

Meier's success on the court was only outdone by her accomplishments in the classroom. She was named to the Dean's List from 1986-88. In 1988 she also earned GTE Academic All-America Second Team honors.

After receiving a bachelor's degree in English literature with cum laude honors in 1989, Meier went on to earn a master's degree in teaching English from Duke in 1990.


Following her career at Duke, Meier moved overseas to play three seasons with BBC Mini-Flat Waregem in Belgium from 1990-93. There, she helped lead her team to three First Division regular season titles and one Belgian Cup Championship. While in Belgium, Meier also spent time teaching classes of conversational English while coaching teams of 15- to 17-year-olds.

A native of Wheaton, Ill., Meier graduated from Wheaton Central High School in 1985 and in October 2009 was inducted into her high school's athletic hall of fame.

### **MEIER YEAR-BY-YEAR**

Year	School	Overall		Conf.		Post-Season
		W-L		W-L	Finish	
2001-02	Charlotte	16-13		7-7	t-7	
2002-03	Charlotte	21-9		12-2	1	NCAA 0-1
2003-04	Charlotte	17-14		8-6	7	WNIT 1-1
2004-05	Charlotte	22-9		9-5	t-5	WNIT 0-1
2005-06	Miami	17-13		6-8	6	WNIT 1-1
2006-07	Miami	11-19		2-12	11	
2007-08	Miami	9-21		2-12	12	
2008-09	Miami	13-17		2-12	t-10	
2009-10	Miami	22-14		4-10	t-10	WNIT 5-1
2010-11	Miami	28-5		12-2	t-1	NCAA 1-1
2011-12	Miami	26-6		14-2	2	NCAA 1-1
2012-13	Miami	21-11		11-7	t-4	NCAA 0-1
2013-14	Miami	16-15		8-8	8	WNIT 0-1
2014-15	Miami	20-13		8-8	8	NCAA 1-1
2015-16	Miami	24-9		10-6	t-5	NCAA 0-1
2016-17	Miami	24-9		10-6	7	NCAA 1-1
2017-18	Miami	21-11		10-6	t-6	NCAA 0-1
2018-19	Miami	25-9		12-4	4	NCAA 1-1
2019-20	Miami	9-6		1-3	-	-
<b>Overall</b>		<b>362-223</b>		<b>148-126</b>	<b>12-14</b>	





**G || Kenza Saglues**  
Fr. || 5-9 || Montpellier, France

- Knocked down her first collegiate bucket against Miami (OH) (11/30/19)
- Ranked the No. 20 international player in the 2018 class by ProspectsNations.com
- Four-star prospect and second-best player from France
- Represented France at the FIBA U18 Women's European Championship (Division A), helping her country to a seventh-place finish in Udine, Italy
- Averaged 8.1 points, 2.0 rebounds and 1.7 assists in seven games
- Also played in the FIBA U16 Women's European Championship in 2016
- Graduated from INSEP, a French training institute for the nation's elite athletes between 15-18 (alums include Tony Parker and Clint Capela)
- Is the first Frenchwoman to player under Katie Meier



## PLAYER HIGHS

### Minutes

19-20 ..... 24, vs. Florida State (1/5/20)  
Career..... 24, vs. Florida State (1/5/20)

### Points

19-20 ..... 7, vs. UNCA (12/20/19)  
Career..... 7, vs. UNCA (12/20/19)

### Field Goals Made

19-20 ...2, 2x, last vs. Florida State (1/5/20)  
Career...2, 2x, last vs. Florida State (1/5/20)

### Field Goals Attempted

19-20 ...7, 2x, last vs. Florida State (1/5/20)  
Career...7, 2x, last vs. Florida State (1/5/20)

### 3-Point Field Goals Made

19-20 ...2, 2x, last vs. Florida State (1/5/20)  
Career...2, 2x, last vs. Florida State (1/5/20)

### 3-Point Field Goals Attempted

19-20 ...7, 2x, last vs. Florida State (1/5/20)  
Career...7, 2x, last vs. Florida State (1/5/20)

### Free Throws Made

19-20 ..... 2, vs. Binghamton (12/17/19)  
Career..... 2, vs. Binghamton (12/17/19)

### Free Throws Attempted

19-20 ..... 2, 2x, last vs. UNCA (12/20/19)  
Career..... 2, 2x, last vs. UNCA (12/20/19)

### Rebounds

19-20 ...2, 3x, last vs. Florida State (1/5/20)  
Career...2, 3x, last vs. Florida State (1/5/20)

### Assists

19-20 ..... 2, vs. UNCA (12/20/19)  
Career..... 2, vs. UNCA (12/20/19)

### Blocks

19-20 .....N/A  
Career.....N/A

### Steals

19-20 .....N/A  
Career.....N/A

### Double-Doubles

19-20 .....N/A  
Career.....N/A

### Double-Digit Game

19-20 .....N/A  
Career.....N/A

## 2019-20 game-by-game

Opponent	Date	gs	min	Total		3-Pointers		Free throws		Rebounds							pts	avg			
				fg-fga	pct	3fg-fga	pct	ft-fa	pct	off	def	tot	avg	pf	a	t/o			blk	stl	
JACKSON ST.	11/10/19	3	0-0	.000	0-0	.000	0-0	.000	0	0	0	0.0	0	0	3	0	0	0	0	0	0.0
NORTH FLORIDA	11/13/19	5	0-0	.000	0-0	.000	0-0	.000	0	0	0	0.0	0	1	0	0	0	0	0	0	0.0
IUPUI	11/17/19	0	0-0	.000	0-0	.000	0-0	.000	0	0	0	0.0	0	0	0	0	0	0	0	0	0.0
at #19/20 DePaul	11/23/19	dnp	-	-	-	-	-	-	-	-	-	-	-	-	-	-	-	-	-	-	-
#7/5 OREGON STATE	11/29/19	6	0-1	.000	0-1	.000	0-0	.000	0	0	0	0.0	1	0	0	0	0	0	0	0	0.0
MIAMI (OH)	11/30/19	12	1-2	.500	1-2	.500	0-0	.000	0	2	2	0.4	0	0	1	0	0	0	0	3	0.6
#14/16 INDIANA	12/04/19	5	0-1	.000	0-1	.000	0-0	.000	0	0	0	0.3	1	0	0	0	0	0	0	0	0.5
BINGHAMTON	12/17/19	6	0-3	.000	0-2	.000	2-2	1.000	0	0	0	0.3	1	1	1	1	0	0	0	2	0.7
UNC ASHEVILLE	12/20/19	19	2-7	.286	2-7	.286	1-2	.500	0	2	2	0.5	2	2	2	2	0	0	0	7	1.5
WASHINGTON ST.	12/21/19	2	0-0	.000	0-0	.000	0-0	.000	0	0	0	0.4	0	0	0	0	0	0	0	0	1.3
WAKE FOREST	12/29/19	5	0-0	.000	0-0	.000	0-0	.000	0	0	0	0.4	0	0	0	0	0	0	0	0	1.2
at Georgia Tech	01/02/20	0	0-0	.000	0-0	.000	0-0	.000	0	0	0	0.4	0	0	0	0	0	0	0	0	1.1
#8 FLORIDA STATE	01/05/20	24	2-7	.286	2-7	.286	0-0	.000	1	0	1	0.4	2	2	2	0	0	0	0	6	1.5
#7 LOUISVILLE	01/09/20	19	0-3	.000	0-3	.000	0-0	.000	0	1	1	0.5	1	0	0	0	0	0	0	0	1.4
<b>Totals</b>		0	106	5-24	.208	5-23	.217	3-4	.750	1	5	6	0.5	8	6	9	0	0	0	18	1.4

Games played: 13  
Minutes/game: 8.2  
Points/game: 1.4  
FG Pct: 20.8  
3FG Pct: 21.7  
FT Pct: 75.0

Rebounds/game: 0.5  
Assists/game: 0.5  
Turnovers/game: 0.7  
Assist/turnover ratio: 0.7

## Career Stats

Season	gp-gs	min/avg	Total		3-Point		F-Throws		Rebounds				Scoring								
			fg-fga	pct	fg-fga	pct	ft-fa	pct	off	def	tot	avg	pf	fo	ast	to	blk	stl	pts	avg	
2019-20	13-0	106/8.2	5-24	.208	5-23	.217	3-4	.750	1	5	6	0.5	8	0	6	9	0	0	0	18	1.4
<b>TOTAL</b>	13-0	106/8.2	5-24	.208	5-23	.217	3-4	.750	1	5	6	0.5	8	0	6	9	0	0	0	18	1.4



**F || Moulayna Johnson Sidi Baba**  
Fr. || 6-0 || Arsta, Sweden

- Paces all Miami freshmen in minutes, averaging 20.8 per game
- Four-star international prospect according to Kelli Moore Basketball
- Represented Sweden in August 2018 at the FIBA U18 Women's European Championship in Udine, Italy
- Logged a double-double in all three outings, highlighted by a 12-point, 18-rebound performance against Ireland
- Played for Sweden in the FIBA U16 Women's European Championship (Div. A)
- Becomes the second Swedish player to sign with Miami during Katie Meier's tenure



## PLAYER HIGHS

### Minutes

19-20 ..... 33, vs. DePaul (11/23/19)  
Career..... 33, vs. DePaul (11/23/19)

### Points

19-20 ..... 10, vs. DePaul (11/23/19)  
Career..... 10, vs. DePaul (11/23/19)

### Rebounds

19-20 ..... 6, 2x, last vs. DePaul (11/23/19)  
Career..... 6, 2x, last vs. DePaul (11/23/19)

### Assists

19-20 ..... 4, vs. DePaul (11/23/19)  
Career..... 4, vs. DePaul (11/23/19)

### Steals

19-20 ..... 2, 2x, last vs. NC A&T (11/22/19)  
Career..... 2, 2x, last vs. NC A&T (11/22/19)

### Blocks

19-20 ..... 1, vs. Jackson St. (11/10/19)  
Career..... 1, vs. Jackson St. (11/10/19)

### Field Goals Made

19-20 ..... 3, 2x, last vs. DePaul (11/23/19)  
Career..... 3, 2x, last vs. DePaul (11/23/19)

### Field Goals Attempted

19-20 ..... 9, vs. DePaul (11/23/19)  
Career..... 9, vs. DePaul (11/23/19)

### 3-Point Field Goals Made

19-20 ..... 2, vs. DePaul (11/23/19)  
Career..... 2, vs. DePaul (11/23/19)

### 3-Point Field Goals Attempted

19-20 ..... 4, vs. DePaul (11/23/19)  
Career..... 4, vs. DePaul (11/23/19)

### Free Throws Made

19-20 .. 2, 3x, last vs. Washington St (12/21/19)  
Career..... 2, 2x, last vs. DePaul (11/23/19)

### Free Throws Attempted

19-20 ..... 4, vs. DePaul (11/23/19)  
Career..... 4, vs. DePaul (11/23/19)

### Double-Doubles

19-20 ..... N/A  
Career..... N/A

### Double-Digit Game

19-20 ..... 1  
Career..... 1

## 2019-20 game-by-game

Opponent	Date	gs	min	Total		3-Pointers		Free throws		Rebounds											
				fg-fga	pct	3fg-fga	pct	ft-fa	pct	off	def	tot	avg	pf	a	t/o	blk	stl	pts	avg	
JACKSON ST.	11/10/19		19	1-3	.333	1-3	.333	0-0	.000	1	1	2	2.0	1	3	1	1	2	3	3.0	
NORTH FLORIDA	11/13/19		20	3-5	.600	1-3	.333	0-2	.000	1	1	2	2.0	0	1	0	0	0	7	5.0	
IUPUI	11/17/19		27	0-3	.000	0-1	.000	0-0	.000	0	1	1	1.7	3	1	1	0	0	0	3.3	
vs N.C. A&T	11/22/19	*	25	1-6	.167	1-4	.250	2-2	1.000	3	3	6	2.8	0	0	0	0	2	5	3.8	
at #19/20 DePaul	11/23/19	*	33	3-9	.333	2-4	.500	2-4	.500	3	3	6	3.4	3	4	2	0	0	10	5.0	
#7/5 OREGON STATE	11/29/19	*	24	1-4	.250	0-2	.000	1-2	.500	0	2	2	3.2	0	1	1	0	0	3	4.7	
MIAMI (OH)	11/30/19		21	1-5	.200	1-3	.333	0-0	.000	1	2	3	3.1	0	2	2	0	0	3	4.4	
#14/16 INDIANA	12/04/19		23	1-5	.200	1-3	.333	0-0	.000	1	4	5	3.4	0	1	1	0	0	3	4.3	
BINGHAMTON	12/17/19		16	1-3	.333	0-1	.000	0-0	.000	1	2	3	3.3	1	0	2	0	1	2	4.0	
WASHINGTON ST.	12/21/19		11	1-2	.500	0-0	.000	2-2	1.000	1	1	2	3.2	0	0	1	0	0	4	4.0	
WAKE FOREST	12/29/19		21	2-6	.333	1-3	.333	0-3	.000	1	3	4	3.3	0	1	0	0	0	5	4.1	
at Georgia Tech	01/02/20		10	0-1	.000	0-1	.000	0-0	.000	2	1	3	3.3	0	0	1	0	0	0	3.8	
<b>Totals</b>			<b>3</b>	<b>250</b>	<b>15-52</b>	<b>.288</b>	<b>8-28</b>	<b>.286</b>	<b>7-15</b>	<b>.467</b>	<b>15</b>	<b>24</b>	<b>39</b>	<b>3.3</b>	<b>8</b>	<b>14</b>	<b>12</b>	<b>1</b>	<b>5</b>	<b>45</b>	<b>3.8</b>

Games played: 12  
Minutes/game: 20.8  
Points/game: 3.8  
FG Pct: 28.8  
3FG Pct: 28.6  
FT Pct: 46.7

Rebounds/game: 3.3  
Assists/game: 1.2  
Turnovers/game: 1.0  
Assist/turnover ratio: 1.2  
Steals/game: 0.4  
Blocks/game: 0.1

## Career Stats

Season	gp-gs	min/avg	Total		3-Point		F-Throws		Rebounds				Scoring							
			fg-fga	pct	fg-fga	pct	ft-fa	pct	off	def	tot	avg	pf	fo	ast	to	blk	stl	pts	avg
2019-20	13-0	106/8.2	5-24	.208	5-23	.217	3-4	.750	1	5	6	0.5	8	0	6	9	0	0	18	1.4
<b>TOTAL</b>	<b>13-0</b>	<b>106/8.2</b>	<b>5-24</b>	<b>.208</b>	<b>5-23</b>	<b>.217</b>	<b>3-4</b>	<b>.750</b>	<b>1</b>	<b>5</b>	<b>6</b>	<b>0.5</b>	<b>8</b>	<b>0</b>	<b>6</b>	<b>9</b>	<b>0</b>	<b>0</b>	<b>18</b>	<b>1.4</b>



**G || Destiny Harden**  
R-So. || 6-0 || Chicago, Ill.

- Posted a season-high seven points against Florida State (1/5)
- Sat out the 2018-19 season due to NCAA transfer rules
- Played her freshman season at West Virginia University (2017-18)
- Played in 35 of 37 games for the Mountaineers, totaling 2.5 points and 1.5 rebounds in 8.2 minutes per game
- Listed as a four-star recruit by ProspectsNation.com and a three-star prospect by ESPNW HoopGurlz
- Earned Chicago Tribune Second Team All-State and USA TODAY All-USA Illinois Second Team honors
- Averaged 18.0 points, 8.0 rebounds and 4.0 assists as a senior in high school, leading her team to a regional title



## PLAYER HIGHS

### Minutes

19-20 .....20, vs. Louisville (1/9/20)  
Career.....20, vs. Coppin State (12/10/17)

### Points

19-20 .....7, vs. Florida State (1/5/20)  
Career...8, 4x, last vs. St. Joseph's (3/18/18)

### Rebounds

19-20 .....5, vs. Florida State (1/5/20)  
Career...6, 2x, last vs. North Florida (11/19/17)

### Assists

19-20 .....N/A  
Career.....3, vs. Morgan State (12/18/17)

### Steals

19-20 .....3, vs. UNCA (12/20/19)  
Career.....4, 2x, last vs. Bucknell (3/15/18)

### Blocks

19-20 .....1, vs. Louisville (1/9/20)  
Career...2, 3x, last vs. Morehead State (12/21/17)

### Field Goals Made

19-20 .....3, vs. Florida State (1/5/20)  
Career...4, 4x, last vs. St. Joseph's (3/18/18)

### Field Goals Attempted

19-20 .....7, vs. Florida State (1/5/20)  
Career...7, 2x, last vs. Florida State (1/5/20)

### 3-Point Field Goals Made

19-20 .....1, 2x, last vs. Louisville (1/9/20)  
Career.....1, 2x, last vs. Louisville (1/9/20)

### 3-Point Field Goals Attempted

19-20 .....5, vs. Louisville (1/9/20)  
Career.....5, vs. Louisville (1/9/20)

### Free Throws Made

19-20 .....2, vs. UNCA (12/20/19)  
Career.....4, 3x, last vs. Kansas (2/4/18)

### Free Throws Attempted

19-20 .....2, 2x, last vs. UNCA (12/20/19)  
Career.....9, vs. Kansas (2/14/18)

### Double-Doubles

19-20 .....N/A  
Career.....N/A

### Double-Digit Game

19-20 .....N/A  
Career.....N/A

## 2019-20 game-by-game

Opponent	Date	gs	min	Total		3-Pointers		Free throws		Rebounds			pf	a	t/o	blk	stl	pts	avg	
				fg-fga	pct	3fg-fga	pct	ft-fa	pct	off	def	tot								avg
JACKSON ST.	11/10/19	8	0-0	.000	0-0	.000	0-0	.000	0	1	1	1.0	2	0	1	0	1	0	0.0	
NORTH FLORIDA	11/13/19	4	0-1	.000	0-0	.000	0-0	.000	0	0	0	0.5	1	0	1	0	0	0	0.0	
IUPUI	11/17/19	dnp	-	-	-	-	-	-	-	-	-	-	-	-	-	-	-	-	-	
vs N.C. A&T	11/22/19	3	0-0	.000	0-0	.000	0-0	.000	0	0	0	0.3	0	0	1	0	0	0	0.0	
at #19/20 DePaul	11/23/19	dnp	-	-	-	-	-	-	-	-	-	-	-	-	-	-	-	-	-	
#7/5 OREGON STATE	11/29/19	2	0-1	.000	0-1	.000	0-0	.000	1	0	1	0.5	1	0	1	0	0	0	0.0	
MIAMI (OH)	11/30/19	5	1-1	1.000	0-0	.000	0-2	.000	1	0	1	0.6	2	0	0	0	1	2	0.4	
BINGHAMTON	12/17/19	6	1-1	1.000	0-0	.000	0-0	.000	0	4	4	1.2	1	0	1	0	0	2	0.7	
UNC ASHEVILLE	12/20/19	9	0-5	.000	0-0	.000	2-2	1.000	1	0	1	1.1	2	0	1	0	3	2	0.9	
WASHINGTON ST.	12/21/19	dnp	-	-	-	-	-	-	-	-	-	-	-	-	-	-	-	-	-	
at Georgia Tech	01/02/20	4	0-1	.000	0-0	.000	0-0	.000	0	0	0	1.0	0	0	0	0	0	0	0.8	
#8 FLORIDA STATE	01/05/20	11	3-7	.429	1-1	1.000	0-0	.000	2	3	5	1.4	3	0	1	0	0	7	1.4	
#7 LOUISVILLE	01/09/20	20	1-5	.200	1-5	.200	0-0	.000	1	3	4	1.7	3	0	1	1	0	3	1.6	
Totals		0	72	6-22	.273	2-7	.286	2-4	.500	6	11	17	1.7	15	0	8	1	5	16	1.6

Games played: 10  
Minutes/game: 7.2  
Points/game: 1.6  
FG Pct: 27.3  
3FG Pct: 28.6  
FT Pct: 50.0

Rebounds/game: 1.7  
Turnovers/game: 0.8  
Steals/game: 0.5  
Blocks/game: 0.1

## Career Stats

Season	gp-gs	min/avg	Total		3-Point		F-Throws		Rebounds				Scoring							
			fg-fga	pct	fg-fga	pct	ft-fa	pct	off	def	tot	avg	pf	fo	ast	to	blk	stl	pts	avg
2017-18*	35-0	286/8.2	35-79	.443	0-0	.000	18-41	.439	25	26	51	1.5	34	1	12	23	10	19	88	2.5
2019-20	10-0	72/7.2	6-22	.273	2-7	.286	2-4	.500	6	11	17	1.7	15	0	0	8	1	5	16	1.6
TOTAL	10-0	72/7.2	6-22	.273	2-7	.286	2-4	.500	6	11	17	1.7	15	0	0	8	1	5	16	1.6
All*	45-0	358/8.0	41-101	.406	2-7	.286	20-45	.444	31	37	68	1.5	49	1	12	31	11	24	104	2.3

\* Statistics from prior team/school



**G || Endia Banks**  
Jr. || 5-9 || Duluth, Ga.

- Recorded the first 20-point outing her career with 23 points against IUPUI
- Finished third among Hurricanes in 2018-19 rebounding (3.5), offensive rebounding (0.8) and assists (2.2)
- Tabbed to the All-ACC Academic Team as a freshman
- Joined classmate Mykea Gray as the first Miami freshmen to start every game since Shenise Johnson in 2008-09
- Listed by ProspectsNation.com as a four-star recruit and the No. 53 player in the

4

## PLAYER HIGHS

### Minutes

19-20 ..... 36, vs. DePaul (11/23/19)  
Career..... 36, vs. DePaul (11/23/19)

### Points

19-20 ..... 23, vs. IUPUI (11/17/19)  
Career..... 23, vs. IUPUI (11/17/19)

### Rebounds

19-20 ..... 6, vs. DePaul (11/23/19)  
Career..... 10, 2x, vs. Quinnipiac (3/17/18)

### Assists

19-20 ..... 6, 2x, last vs. NC A&T (11/22/19)  
Career..... 8, vs. Kentucky (12/10/17)

### Steals

19-20 ..... 5, vs. IUPUI (11/17/19)  
Career..... 5, vs. IUPUI (11/17/19)

### Blocks

19-20 ..... N/A  
Career.... 1, 6x, last vs. Quinnipiac (3/17/18)

### Field Goals Made

19-20 ..... 9, vs. IUPUI (11/17/19)  
Career..... 9, vs. IUPUI (11/17/19)

### Field Goals Attempted

19-20 ..... 13, vs. IUPUI (11/17/19)  
Career..... 14, vs. Indiana (12/4/19)

### 3-Point Field Goals Made

19-20 ..... 2, vs. UNCA (12/20/19)  
Career..... 3, vs. FGCU (3/22/19)

### 3-Point Field Goals Attempted

19-20 ..... 4, vs. Jackson St. (11/10/19)  
Career..... 6, vs. Indiana (12/4/19)

### Free Throws Made

19-20 ..... 5, vs. Binghamton (12/17/19)  
Career..... 6, vs. Michigan State (11/30/17)

### Free Throws Attempted

19-20 ..... 6, 3x, last vs. Indiana (12/4/19)  
Career..... 8, vs. Southern Illinois (12/20/17)

### Double-Doubles

19-20 ..... N/A  
Career..... 1

### Double-Digit Game

19-20 ..... 6  
Career..... 18

## 2019-20 game-by-game

Opponent	Date	gs	min	Total		3-Pointers		Free throws		Rebounds				Other				pts	avg		
				fg-fga	pct	3fg-fga	pct	ft-fa	pct	off	def	tot	avg	pf	a	t/o	blk			stl	
JACKSON ST.	11/10/19	*	33	4-10	.400	1-4	.250	2-6	.333	2	1	3	3.0	0	6	6	0	3	11	11.0	
NORTH FLORIDA	11/13/19	*	29	3-6	.500	0-3	.000	0-0	.000	2	3	5	4.0	1	5	2	0	0	6	8.5	
IUPUI	11/17/19	*	36	9-13	.692	1-3	.333	4-4	1.000	0	3	3	3.7	0	4	2	0	5	23	13.3	
vs N.C. A&T	11/22/19	*	24	2-4	.500	1-1	1.000	2-3	.667	0	2	2	3.3	4	6	4	1	1	7	11.8	
at #19/20 DePaul	11/23/19	*	36	2-5	.400	1-2	.500	4-6	.667	0	6	6	3.8	3	3	4	0	3	9	11.2	
#7/5 OREGON STATE	11/29/19	*	26	5-8	.625	1-1	1.000	1-3	.333	0	4	4	3.8	2	1	3	0	1	12	11.3	
MIAMI (OH)	11/30/19	*	24	2-3	.667	1-2	.500	0-0	.000	0	3	3	3.7	1	4	3	0	1	5	10.4	
#14/16 INDIANA	12/04/19	*	30	3-14	.214	2-6	.333	5-6	.833	3	2	5	3.9	0	0	3	0	1	13	10.8	
BINGHAMTON	12/17/19	*	32	6-13	.462	0-1	.000	0-1	.000	2	3	5	4.0	0	4	2	0	0	12	10.9	
UNC ASHEVILLE	12/20/19	*	21	3-5	.600	2-3	.667	0-0	.000	2	2	4	4.0	1	3	0	0	0	8	10.6	
WASHINGTON ST.	12/21/19	*	35	6-9	.667	0-2	.000	2-2	1.000	1	2	3	3.9	1	1	1	0	0	14	10.9	
WAKE FOREST	12/29/19	*	29	3-7	.429	0-1	.000	1-2	.500	0	3	3	3.8	1	3	4	0	0	7	10.6	
at Georgia Tech	01/02/20	*	31	2-8	.250	1-3	.333	0-0	.000	0	3	3	3.8	1	2	4	0	0	5	10.2	
#8 FLORIDA STATE	01/05/20	*	27	1-8	.125	0-2	.000	0-2	.000	1	3	4	3.8	1	4	5	0	1	2	9.6	
#7 LOUISVILLE	01/09/20	*	23	0-7	.000	0-2	.000	0-0	.000	1	1	2	3.7	0	2	1	0	0	0	8.9	
Totals			15	436	51-120	.425	11-36	.306	21-35	.600	14	41	55	3.7	16	48	44	1	16	134	8.9

Games played: 15  
Minutes/game: 29.1  
Points/game: 8.9  
FG Pct: 42.5  
3FG Pct: 30.6  
FT Pct: 60.0

Rebounds/game: 3.7  
Assists/game: 3.2  
Turnovers/game: 2.9  
Assist/turnover ratio: 1.1  
Steals/game: 1.1  
Blocks/game: 0.1

## Career Stats

Season	gp-gs	min/avg	Total		3-Point		F-Throws		Rebounds				Scoring							
			fg-fga	pct	fg-fga	pct	ft-fa	pct	off	def	tot	avg	pf	fo	ast	to	blk	stl	pts	avg
2017-18	32-32	845/26.4	99-222	.446	12-48	.250	37-55	.673	36	105	141	4.4	55	0	87	90	3	34	247	7.7
2018-19	34-14	730/21.5	50-143	.350	14-46	.304	14-23	.609	26	94	120	3.5	43	0	74	48	3	18	128	3.8
2019-20	15-15	436/29.1	51-120	.425	11-36	.306	21-35	.600	14	41	55	3.7	16	0	48	44	1	16	134	8.9
TOTAL	81-61	2011/24.8	200-485	.412	37-130	.285	72-113	.637	76	240	316	3.9	114	0	209	182	7	68	509	6.3



**G || Mykea Gray**  
Jr. || 5-4 || Upper Marlboro, Md.

- Has scored in double-figures in 10 games this season
- Tallied the first block of her career against Wake Forest (12/29)
- One of three Miami players to start all 34 contests in 2018-19
- Scored double-digit points 22 times, including in 20 of the last 24 games with nine in a row, and tallied 15-plus 13 times, with 20-plus on six occasions
- Placed No. 28 in the ACC in scoring (12.6 ppg)
- Florida Sunshine Classic All-Tournament Team
- Tabbed ACC Rookie of the Week three times and earned a spot on the ACC All-Freshman Team in first season season (2017-18)



## PLAYER HIGHS

### Minutes

19-20 .....36, at Georgia Tech (1/2/20)  
Career...37, 2x, last at Florida State (1/31/19)

### Points

19-20 .....21, vs. Florida State (1/5/20)  
Career.....27, vs. FIU (11/10/17)

### Rebounds

19-20 .....4, vs. DePaul (11/23/19)  
Career.....7, vs. NC State (2/8/18)

### Assists

19-20 .....5, vs. Binghamton (12/17/19)  
Career...6, 2x, last vs. North Carolina (1/20/19)

### Steals

19-20 .....5, vs. NC A&T (11/22/19)  
Career.....5, vs. NC A&T (11/22/19)

### Blocks

19-20 .....1, vs. Wake Forest (12/29/19)  
Career.....1, vs. Wake Forest (12/29/19)

### Field Goals Made

19-20 ...7, 3x, last vs. Florida State (1/5/20)  
Career.....9, vs. Stephen F. Austin (11/9/18)

### Field Goals Attempted

19-20 .....19, vs. NC A&T (11/22/19)  
Career.....19, vs. NC A&T (11/22/19)

### 3-Point Field Goals Made

19-20 .....4, vs. Florida State (1/5/20)  
Career.....6, at Virginia Tech (2/21/19)

### 3-Point Field Goals Attempted

19-20 .....8, vs. NC A&T (11/22/19)  
Career.....10, at Virginia Tech (2/21/19)

### Free Throws Made

19-20 ..7, 2x, last v vs. Washington St (12/21/19)  
Career...10, 2x, last vs. Boston College (1/27/19)

### Free Throws Attempted

19-20 .....9, vs. Washington St (12/21/19)  
Career...11, 3x, last vs. Boston College (1/27/19)

### Double-Doubles

19-20 .....N/A  
Career.....N/A

### Double-Digit Game

19-20 .....10  
Career.....50

## 2019-20 game-by-game

Opponent	Date	gs	min	Total		3-Pointers		Free throws		Rebounds				Other							
				fg-fga	pct	3fg-fga	pct	ft-fa	pct	off	def	tot	avg	pf	a	t/o	blk	stl	pts	avg	
JACKSON ST.	11/10/19	*	25	4-8	.500	3-5	.600	1-2	.500	1	1	2	2.0	3	4	2	0	2	12	12.0	
NORTH FLORIDA	11/13/19	*	22	3-8	.375	2-6	.333	0-0	.000	0	2	2	2.0	1	3	2	0	1	8	10.0	
IUPUI	11/17/19	*	23	4-10	.400	1-4	.250	7-8	.875	0	2	2	2.0	3	2	2	0	1	16	12.0	
vs N.C. A&T	11/22/19	*	32	7-19	.368	3-8	.375	2-3	.667	1	1	2	2.0	4	1	2	0	5	19	13.8	
at #19/20 DePaul	11/23/19	*	21	0-5	.000	0-3	.000	0-2	.000	1	3	4	2.4	2	3	2	0	0	0	11.0	
#7/5 OREGON STATE	11/29/19	*	17	1-5	.200	0-3	.000	4-4	1.000	0	1	1	2.2	1	2	2	0	0	6	10.2	
MIAMI (OH)	11/30/19	*	26	4-11	.364	2-4	.500	0-0	.000	0	3	3	2.3	0	4	4	0	0	10	10.1	
#14/16 INDIANA	12/04/19	*	26	3-14	.214	1-5	.200	0-0	.000	0	2	2	2.3	1	0	2	0	1	7	9.8	
BINGHAMTON	12/17/19	*	28	5-16	.313	1-6	.167	4-4	1.000	2	2	2	2.2	1	5	3	0	3	15	10.3	
UNC ASHEVILLE	12/20/19	*	20	4-9	.444	1-4	.250	4-4	1.000	0	2	2	2.2	1	2	0	0	0	13	10.6	
WASHINGTON ST.	12/21/19	*	32	4-10	.400	0-1	.000	7-9	.778	1	0	1	2.1	0	2	3	0	2	15	11.0	
WAKE FOREST	12/29/19	*	35	7-12	.583	3-5	.600	0-0	.000	0	2	2	2.1	1	4	6	1	3	17	11.5	
at Georgia Tech	01/02/20	*	36	2-10	.200	2-7	.286	4-6	.667	1	2	3	2.2	2	4	2	0	4	10	11.4	
#8 FLORIDA STATE	01/05/20	*	32	7-11	.636	4-5	.800	3-5	.600	1	1	2	2.1	2	3	3	0	2	21	12.1	
#7 LOUISVILLE	01/09/20	*	23	0-6	.000	0-3	.000	3-4	.750	0	1	1	2.1	2	1	1	0	1	3	11.5	
<b>Totals</b>			15	398	55-154	.357	23-69	.333	39-51	.765	8	23	31	2.1	24	40	36	1	25	172	11.5

Games played: 15  
Minutes/game: 26.5  
Points/game: 11.5  
FG Pct: 35.7  
3FG Pct: 33.3  
FT Pct: 76.5

Rebounds/game: 2.1  
Assists/game: 2.7  
Turnovers/game: 2.4  
Assist/turnover ratio: 1.1  
Steals/game: 1.7  
Blocks/game: 0.1

## Career Stats

Season	gp-gs	min/avg	Total		3-Point		F-Throws		Rebounds				Scoring							
			fg-fga	pct	fg-fga	pct	ft-fa	pct	off	def	tot	avg	pf	fo	ast	to	blk	stl	pts	avg
2017-18	32-32	830/25.9	121-335	.361	48-152	.316	83-111	.748	8	44	52	1.6	74	0	74	86	0	45	373	11.7
2018-19	34-34	953/28.0	135-337	.401	61-176	.347	98-126	.778	7	63	70	2.1	71	0	76	97	1	41	429	12.6
2019-20	15-15	398/26.5	55-154	.357	23-69	.333	39-51	.765	8	23	31	2.1	24	0	40	36	1	25	172	11.5
<b>TOTAL</b>	<b>81-81</b>	<b>2181/26.9</b>	<b>311-826</b>	<b>.377</b>	<b>132-397</b>	<b>.332</b>	<b>220-288</b>	<b>.764</b>	<b>23</b>	<b>130</b>	<b>153</b>	<b>1.9</b>	<b>169</b>	<b>0</b>	<b>190</b>	<b>219</b>	<b>2</b>	<b>111</b>	<b>974</b>	<b>12.0</b>



**G || Iggy Allen**  
R-Jr. || 5-9 || Pompano Beach, Fla.

- Scored a season-high nine points to go along with five rebounds against Louisville (1/9)
- Transferred from Mississippi State University after fall semester in 2018
- Redshirted in 2017-18 due to injury suffered in preseason practice
- Played in 20 games in 2016-17, helping the Bulldogs to the NCAA finals
- Ranked by ProspectsNation.com as a four-star recruit, as well as the No. 43 overall player in the class
- Finished as a Florida Dairy Farmers 6A Player of the Year finalist as a senior
- Aided her team to a 31-2 record, a 5A state title and an appearance in the Dick's Sporting Goods High School Nationals title game at Madison Square Garden
- Has a sister, Alicia Mardis, who plays basketball at Arkansas Tech

**12**

## PLAYER HIGHS

### Minutes

19-20 ..... 20, vs. Louisville (1/9/20)  
Career..... 20, vs. Louisville (1/9/20)

### Points

19-20 ..... 9, vs. Louisville (1/9/20)  
Career... 14, vs. San Jose State (11/26/16)\*

### Rebounds

19-20 ..... 5, vs. Louisville (1/9/20)  
Career..... 6, vs. Villanova (11/11/16)\*

### Assists

19-20 ..... 3, vs. UNCA (12/20/19)  
Career..... 3, 2x, last vs. UNCA (12/20/19)

### Steals

19-20 ..... 2, vs. Florida State (1/5/20)  
Career... 3, vs. Northwestern St (12/28/16)\*

### Blocks

19-20 ..... N/A  
Career..... N/A

### Field Goals Made

19-20 ..... 4, vs. Louisville (1/9/20)  
Career..... 7, vs. San Jose State (11/26/16)\*

### Field Goals Attempted

19-20 ..... 9, vs. Louisville (1/9/20)  
Career..... 9, 2x, last vs. Louisville (1/9/20)

### 3-Point Field Goals Made

19-20 ..... 1, vs. Louisville (1/9/20)  
Career... 2, 2x, last vs. Oregon St (11/29/19)

### 3-Point Field Goals Attempted

19-20 ..... 3, vs. Louisville (1/9/20)  
Career..... 3, vs. Louisville (1/9/20)

### Free Throws Made

19-20 ..... 1, vs. UNCA (12/20/19)  
Career... 3, vs. Northwestern St (12/28/16)\*

### Free Throws Attempted

19-20 ..... 2, 2x, last vs. Louisville (1/9/20)  
Career... 4, vs. Northwestern St (12/28/16)\*

### Double-Doubles

19-20 ..... N/A  
Career..... N/A

### Double-Digit Game

19-20 ..... N/A  
Career..... 2

## 2019-20 game-by-game

Opponent	Date	gs	min	Total		3-Pointers		Free throws		Rebounds				pf	a	t/o	blk	stl	pts	avg
				fg-fga	pct	3fg-fga	pct	ft-fa	pct	off	def	tot	avg							
BINGHAMTON	12/17/19		7	0-3	.000	0-0	.000	0-0	.000	0	0	0	0.0	1	0	0	0	0	0	0.0
UNC ASHEVILLE	12/20/19		14	1-3	.333	0-0	.000	1-2	.500	1	1	2	1.0	1	3	1	0	1	3	1.5
WASHINGTON ST.	12/21/19		dnp	-	-	-	-	-	-	-	-	-	-	-	-	-	-	-	-	-
WAKE FOREST	12/29/19		5	0-0	.000	0-0	.000	0-0	.000	0	0	0	0.7	1	0	0	0	0	0	1.0
#8 FLORIDA STATE	01/05/20		11	0-1	.000	0-0	.000	0-0	.000	2	2	4	1.5	2	0	2	0	2	0	0.8
#7 LOUISVILLE	01/09/20		20	4-9	.444	1-3	.333	0-2	.000	3	2	5	2.2	1	0	2	0	1	9	2.4
Totals		0	57	5-16	.313	1-3	.333	1-4	.250	6	5	11	2.2	6	3	5	0	4	12	2.4

Games played: 5  
Minutes/game: 11.4  
Points/game: 2.4  
FG Pct: 31.3  
3FG Pct: 33.3  
FT Pct: 25.0

Rebounds/game: 2.2  
Assists/game: 0.6  
Turnovers/game: 1.0  
Assist/turnover ratio: 0.6  
Steals/game: 0.8

## Career Stats

Season	gp-gs	min/avg	Total		3-Point		F-Throws		Rebounds				Scoring							
			fg-fga	pct	fg-fga	pct	ft-fa	pct	off	def	tot	avg	pf	fo	ast	to	blk	stl	pts	avg
2016-17*	20-0	111/5.6	22-46	.478	0-1	.000	9-14	.643	8	9	17	0.9	13	0	9	16	0	8	53	2.7
2019-20	5-0	57/11.4	5-16	.313	1-3	.333	1-4	.250	6	5	11	2.2	6	0	3	5	0	4	12	2.4
TOTAL	5-0	57/11.4	5-16	.313	1-3	.333	1-4	.250	6	5	11	2.2	6	0	3	5	0	4	12	2.4
All*	25-0	168/6.7	27-62	.435	1-4	.250	10-18	.556	14	14	28	1.1	19	0	12	21	0	12	65	2.6



**G || Taylor Mason**  
Jr. || 5-9 || Decatur, Ga.

13

- Leads all bench players in points per game at 4.6
- One of seven Hurricanes to play in all 34 games in 2018-19
- Finished with double-digit points twice and posted five assists twice
- Played in all 32 games as a freshman (2017-18)
- Tabbed by espnW HoopGurlz as a four-star prospect and the nation's No. 66 recruit
- Teammate of Diamond DeShields as a freshman
- Won the 2016 Nike EYBL title with Team Elite
- Older brother, Nate, played basketball at Minnesota and was a First Team All-Big Ten pick in 2016-17

## PLAYER HIGHS

### Minutes

19-20 ..... 22, vs. Washington St (12/21/19)  
Career...28, vs. Stephen F. Austin (11/9/18)

### Points

19-20 ..... 10, vs. Miami (OH) (11/30/19)  
Career..... 13, vs. Notre Dame (2/7/19)

### Rebounds

19-20 ..... 5, vs. Louisville (1/9/20)  
Career..... 7, at Georgia Tech (2/22/18)

### Assists

19-20 ..... 3, vs. Miami (OH) (11/30/19)  
Career...5, 2x, last vs. Florida A&M (12/28/18)

### Steals

19-20 ..... 3, vs. Washington St (12/21/19)  
Career..... 3, vs. Washington St (12/21/19)

### Blocks

19-20 ..... 1, vs. Miami (OH) (11/30/19)  
Career..... 1, vs. Miami (OH) (11/30/19)

### Field Goals Made

19-20 ..... 4, vs. North Florida (11/13/19)  
Career..4, 2x, last vs. North Florida (11/13/19)

### Field Goals Attempted

19-20 ..... 7, vs. North Florida (11/13/19)  
Career..... 10, at Iowa State (11/18/18)

### 3-Point Field Goals Made

19-20 ..... 2, vs. Oregon St (11/29/19)  
Career..2, 2x, last vs. Oregon St (11/29/19)

### 3-Point Field Goals Attempted

19-20 ..2, 2x, last vs. Binghamton (12/17/19)  
Career..... 4, at Iowa State (11/18/18)

### Free Throws Made

19-20 ..... 6, vs. Miami (OH) (11/30/19)  
Career..... 6, vs. Miami (OH) (11/30/19)

### Free Throws Attempted

19-20 ..... 7, vs. Miami (OH) (11/30/19)  
Career..... 7, vs. Miami (OH) (11/30/19)

### Double-Doubles

19-20 ..... N/A  
Career..... N/A

### Double-Digit Game

19-20 ..... 1  
Career..... 14

## 2019-20 game-by-game

Opponent	Date	gs	min	Total		3-Pointers		Free throws		Rebounds				pf	a	t/o	blk	stl	pts	avg
				fg-fga	pct	3fg-fga	pct	ft-fa	pct	off	def	tot	avg							
JACKSON ST.	11/10/19		dnp	-	-	-	-	-	-	-	-	-	-	-	-	-	-	-	-	-
NORTH FLORIDA	11/13/19	19	19	4-7	.571	0-1	.000	0-1	.000	0	1	1	1.0	1	2	1	0	0	8	8.0
IUPUI	11/17/19	19	19	1-2	.500	0-1	.000	2-2	1.000	0	1	1	1.0	1	1	2	0	2	4	6.0
vs N.C. A&T	11/22/19	20	1-4	.250	0-0	.000	2-2	1.000	0	0	0	0.7	2	1	4	0	1	4	5.3	
at #19/20 DePaul	11/23/19	16	1-3	.333	0-0	.000	1-2	.500	0	0	0	0.5	0	0	3	0	0	3	4.8	
#7/5 OREGON STATE	11/29/19	16	3-4	.750	2-2	1.000	1-2	.500	0	1	1	0.6	1	1	2	0	2	9	5.6	
MIAMI (OH)	11/30/19	20	2-5	.400	0-2	.000	6-7	.857	1	3	4	1.2	1	3	3	1	0	10	6.3	
#14/16 INDIANA	12/04/19	26	3-10	.300	0-1	.000	0-0	.000	1	3	4	1.6	3	0	0	0	1	6	6.3	
BINGHAMTON	12/17/19	17	2-5	.400	1-2	.500	0-0	.000	0	2	2	1.6	0	0	0	0	0	5	6.1	
UNC ASHEVILLE	12/20/19	17	1-3	.333	0-1	.000	0-0	.000	0	2	2	1.7	1	2	0	0	0	2	5.7	
WASHINGTON ST.	12/21/19	22	0-3	.000	0-0	.000	0-0	.000	0	2	2	1.7	2	2	0	0	3	0	5.1	
WAKE FOREST	12/29/19	11	1-2	.500	0-1	.000	0-0	.000	0	0	0	1.5	1	0	2	0	1	2	4.8	
at Georgia Tech	01/02/20	18	3-6	.500	1-3	.333	0-0	.000	0	4	4	1.8	0	2	2	0	0	7	5.0	
#8 FLORIDA STATE	01/05/20	21	1-6	.167	0-2	.000	0-0	.000	1	1	2	1.8	2	0	1	0	0	2	4.8	
#7 LOUISVILLE	01/09/20	21	1-8	.125	0-2	.000	1-2	.500	0	5	5	2.0	1	0	0	0	0	3	4.6	
<b>Totals</b>		0	263	24-68	.353	4-18	.222	13-18	.722	3	25	28	2.0	16	14	20	1	10	65	4.6

Games played: 14  
Minutes/game: 18.8  
Points/game: 4.6  
FG Pct: 35.3  
3FG Pct: 22.2  
FT Pct: 72.2

Rebounds/game: 2.0  
Assists/game: 1.0  
Turnovers/game: 1.4  
Assist/turnover ratio: 0.7  
Steals/game: 0.7  
Blocks/game: 0.1

## Career Stats

Season	gp-gs	min/avg	Total		3-Point		F-Throws		Rebounds				Scoring							
			fg-fga	pct	fg-fga	pct	ft-fa	pct	off	def	tot	avg	pf	fo	ast	to	blk	stl	pts	avg
2017-18	32-0	398/12.4	26-79	.329	4-15	.267	22-37	.595	16	30	46	1.4	34	0	23	26	0	13	78	2.4
2018-19	34-0	544/16.0	31-100	.310	8-36	.222	34-45	.756	22	45	67	2.0	45	0	41	32	1	11	104	3.1
2019-20	14-0	263/18.8	24-68	.353	4-18	.222	13-18	.722	3	25	28	2.0	16	0	14	20	1	10	65	4.6
<b>TOTAL</b>	<b>80-0</b>	<b>1205/15.1</b>	<b>81-247</b>	<b>.328</b>	<b>16-69</b>	<b>.232</b>	<b>69-100</b>	<b>.690</b>	<b>41</b>	<b>100</b>	<b>141</b>	<b>1.8</b>	<b>95</b>	<b>0</b>	<b>78</b>	<b>78</b>	<b>2</b>	<b>34</b>	<b>247</b>	<b>3.1</b>



# 15

- Set a career-high in rebounds with 13 against Miami (OH) (11/30/19), her first double-digit rebound game of her career
- Tabbed as a three-star recruit and the No. 14 wing prospect in the nation by espnW HoopGuriz
- Averaged 20.4 points, 11.5 rebounds, 2.2 assists and 4.1 steals as a senior
- Helped lead her AAU team, Sports City U, to the championship game of the U.S. Junior Nationals U17 National Championship in July 2018
- Cousin, Denzel Ward, plays for the Cleveland Browns and was the fourth pick in the 2018 NFL Draft

**F || Jamir Huston**  
So. || 6-0 || Cleveland, Ohio

## PLAYER HIGHS

### Minutes

19-20 ..... 25, vs. Washington St (12/21/19)  
Career..... 25, vs. Washington St (12/21/19)

### Points

19-20 ..... 6, vs. Jackson St. (11/10/19)  
Career..... 10, vs. Florida A&M (12/28/18)

### Rebounds

19-20 ..... 13, vs. Miami (OH) (11/30/19)  
Career..... 13, vs. Miami (OH) (11/30/19)

### Assists

19-20 ..2, 2x, last vs. Wake Forest (12/29/19)  
Career..... 4, vs. Alabama (12/21/18)

### Steals

19-20 ..... 3, vs. Binghamton (12/17/19)  
Career...3, 2x, last vs. Binghamton (12/17/19)

### Blocks

19-20 .....2, vs. NC A&T (11/22/19)  
Career.....3, vs. UMES (12/16/18)

### Field Goals Made

19-20 .....3, 4x, last vs. Florida State (1/5/20)  
Career..... 4, vs. Alabama (12/21/18)

### Field Goals Attempted

19-20 ..... 6, vs. Washington St (12/21/19)  
Career...6, 2x, last vs. Washington St (12/21/19)

### 3-Point Field Goals Made

19-20 ..... 1, vs. Binghamton (12/17/19)  
Career..... 1, vs. Binghamton (12/17/19)

### 3-Point Field Goals Attempted

19-20 ..1, 2x, last vs. Binghamton (12/17/19)  
Career..1, 2x, last vs. Binghamton (12/17/19)

### Free Throws Made

19-20 .....4, vs. Indiana (12/4/19)  
Career..... 4, 2x, last vs. Indiana (12/4/19)

### Free Throws Attempted

19-20 .....6, vs. Indiana (12/4/19)  
Career..... 6, 3x, last vs. Indiana (12/4/19)

### Double-Doubles

19-20 .....N/A  
Career.....N/A

### Double-Digit Game

19-20 .....N/A  
Career..... 1

## 2019-20 game-by-game

Opponent	Date	gs	min	Total		3-Pointers		Free throws		Rebounds				pf	a	t/o	blk	stl	pts	avg	
				fg-fga	pct	3fg-fga	pct	ft-fa	pct	off	def	tot	avg								
JACKSON ST.	11/10/19	*	9	3-4	.750	0-0	.000	0-1	.000	3	2	5	5.0	4	0	0	0	0	6	6.0	
NORTH FLORIDA	11/13/19	*	14	0-4	.000	0-0	.000	0-0	.000	2	2	4	4.5	2	1	1	0	1	0	3.0	
IUPUI	11/17/19	*	13	0-1	.000	0-0	.000	0-0	.000	1	1	2	3.7	0	0	2	0	0	0	2.0	
vs N.C. A&T	11/22/19		11	0-1	.000	0-1	.000	0-0	.000	2	0	2	3.3	2	0	2	2	0	0	1.5	
at #19/20 DePaul	11/23/19		11	2-3	.667	0-0	.000	0-0	.000	3	2	5	3.6	3	0	0	0	0	4	2.0	
#7/5 OREGON STATE	11/29/19		18	0-0	.000	0-0	.000	1-2	.500	3	1	4	3.7	1	0	0	0	0	1	1.8	
MIAMI (OH)	11/30/19		17	2-3	.667	0-0	.000	0-2	.000	2	11	13	5.0	0	1	2	0	0	4	2.1	
#14/16 INDIANA	12/04/19		14	0-1	.000	0-0	.000	4-6	.667	5	3	8	5.4	4	1	2	0	1	4	2.4	
BINGHAMTON	12/17/19	*	18	3-5	.600	1-1	1.000	0-0	.000	3	6	9	5.8	2	1	3	0	3	7	2.9	
UNC ASHEVILLE	12/20/19	*	18	1-1	1.000	0-0	.000	0-0	.000	3	2	5	5.7	2	2	0	1	1	2	2.8	
WASHINGTON ST.	12/21/19	*	25	3-6	.500	0-0	.000	2-5	.400	3	2	5	5.6	3	0	1	0	1	8	3.3	
WAKE FOREST	12/29/19	*	18	0-4	.000	0-0	.000	1-2	.500	1	4	5	5.6	3	2	0	0	2	1	3.1	
at Georgia Tech	01/02/20	*	23	2-5	.400	0-0	.000	0-0	.000	1	5	6	5.6	2	0	0	0	0	4	3.2	
#8 FLORIDA STATE	01/05/20	*	12	3-4	.750	0-0	.000	1-2	.500	1	0	1	5.3	4	0	0	0	1	7	3.4	
#7 LOUISVILLE	01/09/20	*	11	0-1	.000	0-0	.000	0-2	.000	2	0	2	5.1	2	0	2	0	0	0	3.2	
Totals			10	232	19-43	.442	1-2	.500	9-22	.409	35	41	76	5.1	34	8	15	3	10	48	3.2


Games played: 15  
Minutes/game: 15.5  
Points/game: 3.2  
FG Pct: 44.2  
3FG Pct: 50.0  
FT Pct: 40.9

Rebounds/game: 5.1  
Assists/game: 0.5  
Turnovers/game: 1.0  
Assist/turnover ratio: 0.5  
Steals/game: 0.7  
Blocks/game: 0.2

## Career Stats

Season	gp-gs	min/avg	Total		3-Point		F-Throws		Rebounds				Scoring							
			fg-fga	pct	fg-fga	pct	ft-fa	pct	off	def	tot	avg	pf	fo	ast	to	blk	stl	pts	avg
2018-19	24-0	176/7.3	15-37	.405	0-0	.000	12-25	.480	20	25	45	1.9	30	0	9	15	7	13	42	1.8
2019-20	15-10	232/15.5	19-43	.442	1-2	.500	9-22	.409	35	41	76	5.1	34	0	8	15	3	10	48	3.2
TOTAL	39-10	408/10.5	34-80	.425	1-2	.500	21-47	.447	55	66	121	3.1	64	0	17	30	10	23	90	2.3





G || Kelsey Marshall  
Jr. || 5-9 || Davie, Fla.

- Set a new career-high in points (22) and minutes (38) against DePaul (11/23) and was named to the Maggie Dixon Classic All-Tournament Team
- Scored in double figures on eight occasions, including seven times in the first 15 contests
- Paced the Hurricanes in made 3-pointers (67), while finishing third in 3-point percentage (37.4)
- Lone Hurricane to connect on three-plus 3-pointers in a game without a miss, posting a 5-of-5 outing that tied for third-best in program history
- Tabbed to the Blue Ribbon Panel ACC All-Freshman Team and All-ACC Academic Team in 2017-18
- Listed by espnW HoopGurlz as a five-star prospect and the No. 44 player in the nation
- Head football coach Manny Diaz also attended Miami Country Day School

20

## PLAYER HIGHS

### Minutes

19-20 ..... 38, vs. DePaul (11/23/19)  
Career..... 38, vs. DePaul (11/23/19)

### Points

19-20 ..... 22, vs. DePaul (11/23/19)  
Career..... 22, vs. DePaul (11/23/19)

### Rebounds

19-20 .. 5, 2x, last vs. Wake Forest (12/29/19)  
Career.. 8, 2x, last vs. Marquette (11/15/19)

### Assists

19-20 ..... 5, vs. Miami (OH) (11/30/19)  
Career..... 6, vs. Virginia Tech (2/25/18)

### Steals

19-20 ..... 3, vs. Florida State (1/5/20)  
Career... 4, 2x, last at Wake Forest (1/6/19)

### Blocks

19-20 ..... 2, vs. Wake Forest (12/29/19)  
Career... 2, 2x, last vs. Wake Forest (12/29/19)

### Field Goals Made

19-20 .. 6, 4x, last vs. Washington St (12/21/19)  
Career.. 6, 8x, last vs. Washington St (12/21/19)

### Field Goals Attempted

19-20 ..... 14, vs. Washington St (12/21/19)  
Career.. 14, 2x, last vs. Washington St (12/21/19)

### 3-Point Field Goals Made

19-20 .. 4, 3x, last vs. Washington St (12/21/19)  
Career..... 5, vs. Virginia (2/3/19)

### 3-Point Field Goals Attempted

19-20 ..... 9, 2x, last vs. NC A&T (11/22/19)  
Career..... 10, vs. Nebraska (11/23/18)

### Free Throws Made

19-20 ..... 7, vs. DePaul (11/23/19)  
Career..... 7, vs. DePaul (11/23/19)

### Free Throws Attempted

19-20 ..... 7, vs. DePaul (11/23/19)  
Career..... 7, vs. DePaul (11/23/19)

### Double-Doubles

19-20 ..... N/A  
Career..... N/A

### Double-Digit Game

19-20 ..... 9  
Career..... 38

## 2019-20 game-by-game


Opponent	Date	gs	min	Total		3-Pointers		Free throws		Rebounds				pf	a	t/o	blk	stl	pts	avg	
				fg-fga	pct	3fg-fga	pct	ft-fa	pct	off	def	tot	avg								
JACKSON ST.	11/10/19	*	31	6-11	.545	4-7	.571	2-2	1.000	1	3	4	4.0	1	4	4	1	1	18	18.0	
NORTH FLORIDA	11/13/19	*	27	6-11	.545	4-9	.444	0-2	.000	0	4	4	4.0	3	1	2	0	2	16	17.0	
IUPUI	11/17/19	*	32	3-9	.333	2-5	.400	0-0	.000	0	5	5	4.3	3	4	1	0	1	8	14.0	
vs N.C. A&T	11/22/19	*	25	4-13	.308	2-9	.222	0-1	.000	1	1	2	3.8	4	3	3	1	2	10	13.0	
at #19/20 DePaul	11/23/19	*	38	6-13	.462	3-8	.375	7-7	1.000	0	5	5	4.0	2	2	4	0	0	22	14.8	
#7/5 OREGON STATE	11/29/19	*	32	1-8	.125	0-5	.000	1-1	1.000	1	1	2	3.7	0	2	1	0	1	3	12.8	
MIAMI (OH)	11/30/19	*	21	1-7	.143	1-6	.167	0-0	.000	1	2	3	3.6	0	5	2	0	0	3	11.4	
#14/16 INDIANA	12/04/19	*	22	0-2	.000	0-2	.000	0-0	.000	0	2	2	3.4	1	1	2	0	0	0	10.0	
BINGHAMTON	12/17/19	*	23	4-9	.444	3-8	.375	0-0	.000	0	2	2	3.2	4	3	1	0	0	11	10.1	
UNC ASHEVILLE	12/20/19	*	21	3-5	.600	3-5	.600	2-2	1.000	0	1	1	3.0	2	2	1	0	0	11	10.2	
WASHINGTON ST.	12/21/19	*	29	6-14	.429	4-8	.500	2-2	1.000	0	3	3	3.0	1	2	0	0	0	18	10.9	
WAKE FOREST	12/29/19	*	20	5-11	.455	2-6	.333	0-0	.000	0	5	5	3.2	1	3	0	2	0	12	11.0	
at Georgia Tech	01/02/20	*	32	6-12	.500	2-7	.286	0-0	.000	0	0	0	2.9	4	2	3	0	2	14	11.2	
#8 FLORIDA STATE	01/05/20	*	20	1-5	.200	0-3	.000	1-2	.500	0	0	0	2.7	1	2	3	0	3	3	10.6	
#7 LOUISVILLE	01/09/20	*	12	1-7	.143	1-5	.200	0-0	.000	0	1	1	2.6	2	2	1	1	1	3	10.1	
Totals			15	385	53-137	.387	31-93	.333	15-19	.789	4	35	39	2.6	29	38	28	5	13	152	10.1

Games played: 15  
Minutes/game: 25.7  
Points/game: 10.1  
FG Pct: 38.7  
3FG Pct: 33.3  
FT Pct: 78.9

Rebounds/game: 2.6  
Assists/game: 2.5  
Turnovers/game: 1.9  
Assist/turnover ratio: 1.4  
Steals/game: 0.9  
Blocks/game: 0.3

## Career Stats

Season	gp-gs	min/avg	Total		3-Point		F-Throws		Rebounds				Scoring							
			fg-fga	pct	fg-fga	pct	ft-fa	pct	off	def	tot	avg	pf	fo	ast	to	blk	stl	pts	avg
2017-18	31-0	599/19.3	80-221	.362	51-155	.329	37-50	.740	11	57	68	2.2	49	0	39	49	1	25	248	8.0
2018-19	34-20	788/23.2	95-248	.383	67-177	.379	11-18	.611	8	71	79	2.3	66	1	59	49	5	25	268	7.9
2019-20	15-15	385/25.7	53-137	.387	31-93	.333	15-19	.789	4	35	39	2.6	29	0	38	28	5	13	152	10.1
TOTAL	80-35	1772/22.2	228-606	.376	149-425	.351	63-87	.724	23	163	186	2.3	144	1	136	126	11	63	668	8.4



**F || Brianna Jackson**  
Fr. || 6-3 || Virginia Beach, Va.

# 21

- Had a career outing against No. 8/8 Florida State with her first career double-double (14 points, 10 rebounds) and a career-high three steals
- Earned her first collegiate start on Nov. 30 against Miami (OH), shooting 80 percent from the field for nine points and four rebounds
- A four-star prospect as ranked by espnW HoopGurlz and ProspectsNation.com
- Checks in as the No. 92 prospect in the nation according to HoopGurlz
- Named the Virginia Class 5 State Player of the Year
- Helped Princess Anne to the Class 5A State Championship title, recording 23 points, 16 rebounds and five blocks in the game
- Averaged 13.2 points, 10.1 rebounds and 2.8 blocks as a senior
- Won the state title all four years of high school

## PLAYER HIGHS

### Minutes

19-20 .....28, vs. Louisville (1/9/20)  
Career.....28, vs. Louisville (1/9/20)

### Points

19-20 .....14, vs. Florida State (1/5/20)  
Career.....14, vs. Florida State (1/5/20)

### Rebounds

19-20 .....10, vs. Florida State (1/5/20)  
Career.....10, vs. Florida State (1/5/20)

### Assists

19-20 .....2, vs. NC A&T (11/22/19)  
Career.....2, vs. NC A&T (11/22/19)

### Steals

19-20 .....3, vs. Florida State (1/5/20)  
Career.....3, vs. Florida State (1/5/20)

### Blocks

19-20 .....4, 2x, last vs. Louisville (1/9/20)  
Career.....4, 2x, last vs. Louisville (1/9/20)

### Field Goals Made

19-20 .....6, vs. Florida State (1/5/20)  
Career.....6, vs. Florida State (1/5/20)

### Field Goals Attempted

19-20 .....13, vs. Florida State (1/5/20)  
Career.....13, vs. Florida State (1/5/20)

### 3-Point Field Goals Made

19-20 .....1, vs. Jackson St. (11/10/19)  
Career.....1, vs. Jackson St. (11/10/19)

### 3-Point Field Goals Attempted

19-20 .....2, vs. Jackson St. (11/10/19)  
Career.....2, vs. Jackson St. (11/10/19)

### Free Throws Made

19-20 .....5, vs. Louisville (1/9/20)  
Career.....5, vs. Louisville (1/9/20)

### Free Throws Attempted

19-20 .....6, vs. Florida State (1/5/20)  
Career.....6, vs. Florida State (1/5/20)

### Double-Doubles

19-20 .....1  
Career.....1

### Double-Digit Game

19-20 .....2  
Career.....2

## 2019-20 game-by-game

Opponent	Date	gs	min	Total		3-Pointers		Free throws		Rebounds				pf	a	t/o	blk	stl	pts	avg
				fg-fga	pct	3fg-fga	pct	ft-fa	pct	off	def	tot	avg							
JACKSON ST.	11/10/19	14	2-3	.667	1-2	.500	1-3	.333	0	4	4	4.0	2	0	1	4	2	6	6.0	
NORTH FLORIDA	11/13/19	15	2-2	1.000	0-0	.000	0-0	.000	2	4	6	5.0	3	1	0	2	2	4	5.0	
IUPUI	11/17/19	7	0-0	.000	0-0	.000	0-0	.000	1	2	3	4.3	1	0	0	0	1	0	3.3	
vs N.C. A&T	11/22/19	16	1-1	1.000	0-0	.000	0-0	.000	1	2	3	4.0	3	2	0	0	0	2	3.0	
at #19/20 DePaul	11/23/19	9	1-1	1.000	0-0	.000	2-2	1.000	0	0	0	3.2	3	0	0	1	1	4	3.2	
#7/5 OREGON STATE	11/29/19	14	2-3	.667	0-1	.000	2-2	1.000	1	2	3	3.2	5	0	0	0	2	6	3.7	
MIAMI (OH)	11/30/19	*	11	4-5	.800	0-0	.000	1-1	1.000	2	2	4	3.3	5	0	2	0	1	9	4.4
#14/16 INDIANA	12/04/19	*	12	0-0	.000	0-0	.000	0-0	.000	1	4	5	3.5	2	0	1	1	0	0	3.9
BINGHAMTON	12/17/19	9	0-1	.000	0-0	.000	0-0	.000	1	3	4	3.6	3	1	2	0	1	0	3.4	
UNC ASHEVILLE	12/20/19	12	2-4	.500	0-0	.000	0-0	.000	1	1	2	3.4	5	0	0	0	0	4	3.5	
WASHINGTON ST.	12/21/19	12	0-0	.000	0-0	.000	0-0	.000	1	2	3	3.4	0	0	0	0	0	0	3.2	
WAKE FOREST	12/29/19	12	0-1	.000	0-0	.000	0-0	.000	1	0	1	3.2	3	1	1	1	0	0	2.9	
at Georgia Tech	01/02/20	12	1-2	.500	0-1	.000	1-1	1.000	0	1	1	3.0	2	0	1	1	1	3	2.9	
#8 FLORIDA STATE	01/05/20	27	6-13	.462	0-0	.000	2-6	.333	6	4	10	3.5	4	0	1	0	3	14	3.7	
#7 LOUISVILLE	01/09/20	*	28	4-7	.571	0-1	.000	5-7	.714	5	1	6	3.7	0	0	1	4	0	13	4.3
Totals		3	210	25-43	.581	1-5	.200	14-22	.636	23	32	55	3.7	41	5	10	14	14	65	4.3

Games played: 15  
Minutes/game: 14.0  
Points/game: 4.3  
FG Pct: 58.1  
3FG Pct: 20.0  
FT Pct: 63.6

Rebounds/game: 3.7  
Assists/game: 0.3  
Turnovers/game: 0.7  
Assist/turnover ratio: 0.5  
Steals/game: 0.9  
Blocks/game: 0.9

## Career Stats

Season	gp-gs	min/avg	Total		3-Point		F-Throws		Rebounds				Scoring							
			fg-fga	pct	fg-fga	pct	ft-fa	pct	off	def	tot	avg	pf	fo	ast	to	blk	stl	pts	avg
2019-20	15-3	210/14.0	25-43	.581	1-5	.200	14-22	.636	23	32	55	3.7	41	3	5	10	14	14	65	4.3
TOTAL	15-3	210/14.0	25-43	.581	1-5	.200	14-22	.636	23	32	55	3.7	41	3	5	10	14	14	65	4.3



**G || Yasmeen Chang**  
Fr. || 5-9 || Naples, Fla.

- Ranked the No. 21 overall player in the nation by ASGR Basketball
- Two-time Naples Daily News Player of the Year
- Has totaled seven 20-point outings and ten 10-rebound outings this season
- Led Gulf Coast in scoring (17.5 points per game) and scored in double-figures in 20 of her 22 games as a senior
- Tallied eight games with 20-plus points in 2018-19
- Helped Gulf Coast to a 19-5 record and a regional quarterfinals appearance in the FHSAA 8A State Championship

**22**

**PLAYER HIGHS**

**Minutes**

19-20 ..... 18, vs. Jackson St. (11/10/19)  
Career..... 18, vs. Jackson St. (11/10/19)

**Points**

19-20 ..... 7, 3x, last vs. Louisville (1/9/20)  
Career..... 7, 3x, last vs. Louisville (1/9/20)

**Rebounds**

19-20 ..... 3, 2x, last vs. North Florida (11/13/19)  
Career..... 3, 2x, last vs. North Florida (11/13/19)

**Assists**

19-20 .. 1, 4x, last vs. Miami (OH) (11/30/19)  
Career.. 1, 4x, last vs. Miami (OH) (11/30/19)

**Steals**

19-20 ..... 3, vs. NC A&T (11/22/19)  
Career..... 3, vs. NC A&T (11/22/19)

**Blocks**

19-20 ..... 1, 2x, last vs. NC A&T (11/22/19)  
Career..... 1, 2x, last vs. NC A&T (11/22/19)

**Field Goals Made**

19-20 ..... 3, vs. Miami (OH) (11/30/19)  
Career..... 3, vs. Miami (OH) (11/30/19)

**Field Goals Attempted**

19-20 ..... 5, vs. North Florida (11/13/19)  
Career..... 5, vs. North Florida (11/13/19)

**3-Point Field Goals Made**

19-20 ..... 1, vs. Louisville (1/9/20)  
Career..... 1, vs. Louisville (1/9/20)

**3-Point Field Goals Attempted**

19-20 ..... 3, vs. Louisville (1/9/20)  
Career..... 3, vs. Louisville (1/9/20)

**Free Throws Made**

19-20 ..... 3, vs. North Florida (11/13/19)  
Career..... 3, vs. North Florida (11/13/19)

**Free Throws Attempted**

19-20 ..... 4, 2x, last vs. Jackson St. (11/10/19)  
Career..... 4, 2x, last vs. Jackson St. (11/10/19)

**Double-Doubles**

19-20 ..... N/A  
Career..... N/A

**Double-Digit Game**

19-20 ..... N/A  
Career..... N/A

**2019-20 game-by-game**


Opponent	Date	gs	min	Total		3-Pointers		Free throws		Rebounds					pts	avg				
				fg-fga	pct	3fg-fga	pct	ft-fa	pct	off	def	tot	avg	pf			a	t/o	blk	stl
JACKSON ST.	11/10/19	18	1-3	.333	0-2	.000	1-4	.250	1	2	3	3.0	2	1	5	0	0	3	3.0	
NORTH FLORIDA	11/13/19	10	2-5	.400	0-0	.000	3-4	.750	0	3	3	3.0	0	0	1	0	2	7	5.0	
IUPUI	11/17/19	4	0-1	.000	0-0	.000	0-0	.000	0	0	0	2.0	1	0	0	0	0	0	3.3	
vs N.C. A&T	11/22/19	7	0-2	.000	0-0	.000	0-0	.000	1	1	2	2.0	0	1	0	1	3	0	2.5	
at #19/20 DePaul	11/23/19	dnp	-	-	-	-	-	-	-	-	-	-	-	-	-	-	-	-	-	
#7/5 OREGON STATE	11/29/19	8	0-3	.000	0-1	.000	0-0	.000	0	0	0	1.6	2	1	1	0	1	0	2.0	
MIAMI (OH)	11/30/19	13	3-4	.750	0-0	.000	1-1	1.000	0	1	1	1.5	0	1	1	0	0	7	2.8	
#14/16 INDIANA	12/04/19	3	0-0	.000	0-0	.000	0-0	.000	0	0	0	1.3	0	0	0	0	1	0	2.4	
BINGHAMTON	12/17/19	3	0-2	.000	0-0	.000	0-0	.000	2	0	2	1.4	2	0	0	0	0	0	2.1	
UNC ASHEVILLE	12/20/19	10	0-2	.000	0-1	.000	0-0	.000	0	1	1	1.3	2	0	0	0	2	0	1.9	
WASHINGTON ST.	12/21/19	dnp	-	-	-	-	-	-	-	-	-	-	-	-	-	-	-	-	-	
#8 FLORIDA STATE	01/05/20	3	0-0	.000	0-0	.000	0-0	.000	0	0	0	1.2	0	0	1	0	0	0	1.7	
#7 LOUISVILLE	01/09/20	14	2-9	.222	1-3	.333	2-2	1.000	0	0	0	1.1	3	0	0	0	0	7	2.2	
<b>Totals</b>		0	93	8-31	.258	1-7	.143	7-11	.636	4	8	12	1.1	12	4	9	1	9	24	2.2

Games played: 11  
Minutes/game: 8.5  
Points/game: 2.2  
FG Pct: 25.8  
3FG Pct: 14.3  
FT Pct: 63.6

Rebounds/game: 1.1  
Assists/game: 0.4  
Turnovers/game: 0.8  
Assist/turnover ratio: 0.4  
Steals/game: 0.8  
Blocks/game: 0.1

**Career Stats**

Season	gp-gs	min/avg	Total		3-Point		F-Throws		Rebounds				Scoring							
			fg-fga	pct	fg-fga	pct	ft-fa	pct	off	def	tot	avg	pf	fo	ast	to	blk	stl	pts	avg
2019-20	11-0	93/8.5	8-31	.258	1-7	.143	7-11	.636	4	8	12	1.1	12	0	4	9	1	9	24	2.2
<b>TOTAL</b>	11-0	93/8.5	8-31	.258	1-7	.143	7-11	.636	4	8	12	1.1	12	0	4	9	1	9	24	2.2



**F || Beatrice Mompremier**  
R-Sr. || 6-4 || Miami, Fla.

- Recorded three double-doubles in five days to earn ACC Co-Player of the Week (12/22)
- Named ACC Co-Player of the Week (11/25) after averaging 24.5 points and 13.0 rebounds and earning a Maggie Dixon Classic All-Tournament Team nod
- 2019-20 ACC Preseason Player of the Year, Lisa Leslie Preseason Watch List
- Finished the 2018-19 season on several award lists
  - AP/WBCA All-America Honorable Mention
  - All-ACC First Team (Coaches and Blue Ribbon Panel)
  - Lisa Leslie Center of the Year Award Finalist
- Paced the Hurricanes in scoring (16.7), rebounding (12.2), free throws made (103) and attempted (178)
- Set the Miami single-season rebounding record averaging 12.2 per game
- Posted the first 20-20 game by a Miami player since Tamara James on 11/22/02 and the first by an ACC player since Dearica Hamby on 2/12/15

**32**

## PLAYER HIGHS

### Minutes

19-20 ..... 35, vs. Wake Forest (12/29/19)  
Career.....38, at Purdue (11/29/18)

### Points

19-20 .....31, at DePaul (11/23/19)  
Career.....31, at DePaul (11/23/19)

### Rebounds

19-20 ..... 19, vs. Washington St (12/21/19)  
Career..... 22, vs. Arizona State (3/24/19)

### Assists

19-20 ..... 2, vs. IUPUI (11/17/19)  
Career..... 4, 3x, last vs. Temple (11/25/18)

### Steals

19-20 ..... 4, vs. IUPUI (11/17/19)  
Career..... 5, at Purdue (11/29/18)

### Blocks

19-20 ..... 5, vs. Washington St (12/21/19)  
Career..5, 2x, last vs. Washington St (12/21/19)

### Field Goals Made

19-20 .....12, at DePaul (11/23/19)  
Career.....12, at DePaul (11/23/19)

### Field Goals Attempted

19-20 ..17, 2x, last vs. Washington St (12/21/19)  
Career.....21, vs. Virginia Tech (1/3/19)

### 3-Point Field Goals Made

19-20 ..... 2, vs. North Florida (11/13/19)  
Career..... 2, vs. North Florida (11/13/19)

### 3-Point Field Goals Attempted

19-20 ..... 3, vs. North Florida (11/13/19)  
Career..... 3, vs. North Florida (11/13/19)

### Free Throws Made

19-20 ..... 5, vs. IUPUI (11/17/19)  
Career.....9, vs. Kansas (1/1/17)<sup>^</sup>

### Free Throws Attempted

19-20 ..... 7, vs. IUPUI (11/17/19)  
Career..... 14, vs. Boston College (1/27/19)

### Double-Doubles

19-20 ..... 7, last vs. UNCA (12/20/19)  
Career.....42, last vs. UNCA (12/20/19)

### Double-Digit Game

19-20 ..... 12  
Career..... 63

## 2019-20 game-by-game

Opponent	Date	gs	min	Total		3-Pointers		Free throws		Rebounds				Other				pts	avg		
				fg-fga	pct	3fg-fga	pct	ft-fa	pct	off	def	tot	avg	pf	a	t/o	blk			stl	
JACKSON ST.	11/10/19	*	23	6-13	.462	1-1	1.000	3-5	.600	4	7	11	11.0	4	1	4	0	0	16	16.0	
NORTH FLORIDA	11/13/19	*	24	5-9	.556	2-3	.667	4-5	.800	2	1	3	7.0	3	1	1	1	3	16	16.0	
IUPUI	11/17/19	*	34	7-15	.467	1-1	1.000	5-7	.714	6	5	11	8.3	2	2	5	2	4	20	17.3	
vs N.C. A&T	11/22/19	*	28	7-11	.636	0-1	.000	4-5	.800	3	5	8	8.3	4	0	5	4	1	18	17.5	
at #19/20 DePaul	11/23/19	*	29	12-17	.706	0-0	.000	7-10	.700	6	12	18	10.2	2	1	6	0	0	31	20.2	
#7/5 OREGON STATE	11/29/19	*	29	6-16	.375	0-3	.000	1-1	1.000	2	5	7	9.7	1	1	2	1	0	13	19.0	
MIAMI (OH)	11/30/19	*	15	6-9	.667	0-0	.000	1-3	.333	1	3	4	8.9	4	0	3	0	2	13	18.1	
#14/16 INDIANA	12/04/19	*	31	3-11	.273	0-0	.000	5-8	.625	3	3	6	8.5	4	1	6	3	0	11	17.3	
BINGHAMTON	12/17/19	*	24	8-14	.571	0-0	.000	2-2	1.000	7	9	16	9.3	2	0	1	2	1	18	17.3	
UNC ASHEVILLE	12/20/19	*	22	8-11	.727	0-1	.000	1-1	1.000	1	11	12	9.6	1	1	1	2	0	17	17.3	
WASHINGTON ST.	12/21/19	*	31	6-17	.353	0-1	.000	3-5	.600	4	15	19	10.5	2	1	3	5	2	15	17.1	
WAKE FOREST	12/29/19	*	35	7-15	.467	0-0	.000	1-2	.500	6	6	12	10.6	1	1	4	1	0	15	16.9	
at Georgia Tech	01/02/20	*	28	3-6	.500	0-1	.000	3-4	.750	0	8	8	10.4	4	0	5	1	1	9	16.3	
<b>Totals</b>			12	353	84-164	.512	4-12	.333	40-58	.690	45	90	135	10.4	34	10	46	22	14	212	16.3

Games played: 13  
Minutes/game: 27.2  
Points/game: 16.3  
FG Pct: 51.2  
3FG Pct: 33.3  
FT Pct: 69.0

Rebounds/game: 10.4  
Assists/game: 0.8  
Turnovers/game: 3.5  
Assist/turnover ratio: 0.2  
Steals/game: 1.1  
Blocks/game: 1.7

## Career Stats

Season	gp-gs	min/avg	Total		3-Point		F-Throws		Rebounds				Scoring							
			fg-fga	pct	fg-fga	pct	ft-fa	pct	off	def	tot	avg	pf	fo	ast	to	blk	stl	pts	avg
2015-16*	38-26	568/14.9	116-217	.535	0-0	.000	41-101	.406	86	147	233	6.1	66	0	25	69	60	25	273	7.2
2016-17*	32-10	464/14.5	104-189	.550	0-0	.000	59-102	.578	69	139	208	6.5	52	1	17	55	47	3	267	8.3
2018-19	33-32	976/29.6	223-423	.527	1-3	.333	103-178	.579	128	274	402	12.2	74	0	32	93	34	29	550	16.7
2019-20	13-12	353/27.2	84-164	.512	4-12	.333	40-58	.690	45	90	135	10.4	34	0	10	46	22	14	212	16.3
<b>TOTAL</b>	<b>46-44</b>	<b>1329/28.9</b>	<b>307-587</b>	<b>.523</b>	<b>5-15</b>	<b>.333</b>	<b>143-236</b>	<b>.606</b>	<b>173</b>	<b>364</b>	<b>537</b>	<b>11.7</b>	<b>108</b>	<b>0</b>	<b>42</b>	<b>139</b>	<b>56</b>	<b>43</b>	<b>762</b>	<b>16.6</b>
All*	116-80	2361/20.4	527-993	.531	5-15	.333	243-439	.554	328	650	978	8.4	226	1	84	263	163	71	1302	11.2

\* Statistics from prior team/school



# 44

**C || Sydney Roby**  
Fr. || 6-3 || Milwaukee, Wis.

- Earned her first collegiate start against Binghamton (12/17)
- Checked in among the Top 65 nationally in the Class of 2019 according to ASGR Basketball, ProspectsNation.com and espnW HoopGurlz
- Two-time AP First Team All-State honoree (Wisconsin)
- 2018-19 USA Today ALL-USA Wisconsin Girls Basketball Team
- Led her team to a 26-4 record as a senior and an Elite Eight appearance
- Unanimous 2017-18 AP State Player of the Year, averaging 17.0 points, 11.0 rebounds and 2.7 blocks per game
- Mother, Essie Washington, played basketball at Grambling State and Howard University before playing professionally for the Virginia Wave of the WABA
- Cousin, Ericka Haney, started on Notre Dame's 2001 national championship team

## PLAYER HIGHS

### Minutes

19-20 ..... 17, 2x, last vs. UNCA (12/20/19)  
Career..... 17, 2x, last vs. UNCA (12/20/19)

### Points

19-20 ..... 11, vs. Miami (OH) (11/30/19)  
Career..... 11, vs. Miami (OH) (11/30/19)

### Rebounds

19-20 ..... 4, 2x, last vs. UNCA (12/20/19)  
Career..... 4, 2x, last vs. UNCA (12/20/19)

### Assists

19-20 ... 1, 4x, last at Georgia Tech (1/2/20)  
Career.. 1, 4x, last at Georgia Tech (1/2/20)

### Steals

19-20 ..... N/A  
Career..... N/A

### Blocks

19-20 ... 3, 2x, last vs. Wake Forest (12/29/19)  
Career.. 3, 2x, last vs. Wake Forest (12/29/19)

### Field Goals Made

19-20 ..... 5, vs. Miami (OH) (11/30/19)  
Career..... 5, vs. Miami (OH) (11/30/19)

### Field Goals Attempted

19-20 ..... 5, vs. Miami (OH) (11/30/19)  
Career..... 5, vs. Miami (OH) (11/30/19)

### 3-Point Field Goals Made

19-20 ..... N/A  
Career..... N/A

### 3-Point Field Goals Attempted

19-20 ..... N/A  
Career..... N/A

### Free Throws Made

19-20 ..... 4, vs. Jackson St. (11/10/19)  
Career..... 4, vs. Jackson St. (11/10/19)

### Free Throws Attempted

19-20 ..... 7, vs. Jackson St. (11/10/19)  
Career..... 7, vs. Jackson St. (11/10/19)

### Double-Doubles

19-20 ..... N/A  
Career..... N/A

### Double-Digit Game

19-20 ..... 1  
Career..... 1

## 2019-20 game-by-game

Opponent	Date	gs	min	Total		3-Pointers		Free throws		Rebounds				pf	a	t/o	blk	stl	pts	avg
				fg-fga	pct	3fg-fga	pct	ft-fa	pct	off	def	tot	avg							
JACKSON ST.	11/10/19	17	2-3	.667	0-0	.000	4-7	.571	0	2	2	2.0	4	0	0	2	0	8	8.0	
NORTH FLORIDA	11/13/19	11	2-3	.667	0-0	.000	2-3	.667	1	2	3	2.5	1	0	0	1	0	6	7.0	
IUPUI	11/17/19	5	1-2	.500	0-0	.000	1-1	1.000	0	0	0	1.7	2	0	3	0	1	3	5.7	
vs N.C. A&T	11/22/19	9	0-1	.000	0-0	.000	3-6	.500	2	2	4	2.3	4	0	1	1	0	3	5.0	
at #19/20 DePaul	11/23/19	7	0-0	.000	0-0	.000	0-0	.000	0	2	2	2.2	1	1	0	0	0	4.0		
#7/5 OREGON STATE	11/29/19	8	0-1	.000	0-0	.000	0-0	.000	0	0	0	1.8	3	0	2	0	0	3.3		
MIAMI (OH)	11/30/19	15	5-5	1.000	0-0	.000	1-1	1.000	1	1	2	1.9	2	0	0	0	0	11	4.4	
#14/16 INDIANA	12/04/19	8	0-2	.000	0-0	.000	1-2	.500	2	0	2	1.9	3	0	1	0	0	1	4.0	
BINGHAMTON	12/17/19	*	11	2-3	.667	0-0	1-2	.500	2	1	3	2.0	0	1	0	0	0	5	4.1	
UNC ASHEVILLE	12/20/19	17	2-3	.667	0-0	.000	2-4	.500	3	1	4	2.2	5	1	1	3	0	6	4.3	
WASHINGTON ST.	12/21/19	1	0-0	.000	0-0	.000	0-0	.000	0	0	0	2.0	1	0	1	0	0	3.9		
WAKE FOREST	12/29/19	9	0-0	.000	0-0	.000	0-0	.000	0	1	1	1.9	2	0	0	3	0	3.6		
at Georgia Tech	01/02/20	6	0-1	.000	0-0	.000	2-2	1.000	0	0	0	1.8	1	1	0	0	0	2	3.5	
#8 FLORIDA STATE	01/05/20	*	12	0-2	.000	0-0	0-0	.000	0	1	1	1.7	3	0	1	1	1	0	3.2	
#7 LOUISVILLE	01/09/20	9	0-2	.000	0-0	.000	0-0	.000	1	0	1	1.7	1	0	1	0	0	3.0		
Totals		2	145	14-28	.500	0-0	17-28	.607	12	13	25	1.7	33	4	11	11	2	45	3.0	

Games played: 15  
Minutes/game: 9.7  
Points/game: 3.0  
FG Pct: 50.0  
FT Pct: 60.7

Rebounds/game: 1.7  
Assists/game: 0.3  
Turnovers/game: 0.7  
Assist/turnover ratio: 0.4  
Steals/game: 0.1  
Blocks/game: 0.7

## Career Stats

Season	gp-gs	min/avg	Total		3-Point		F-Throws		Rebounds				Scoring							
			fg-fga	pct	fg-fga	pct	ft-fa	pct	off	def	tot	avg	pf	fo	ast	to	blk	stl	pts	avg
2019-20	15-2	145/9.7	14-28	.500	0-0	.000	17-28	.607	12	13	25	1.7	33	1	4	11	11	2	45	3.0
TOTAL	15-2	145/9.7	14-28	.500	0-0	.000	17-28	.607	12	13	25	1.7	33	1	4	11	11	2	45	3.0



2019-20 overall statistics

RECORD:	OVERALL	HOME	AWAY	NEUTRAL
ALL GAMES	9-6	8-4	0-2	1-0
CONFERENCE	1-3	1-2	0-1	0-0
NON-CONFERENCE	8-3	7-2	0-1	1-0

#	Player	gp-gs	min	avg	Total		3-Point		F-Throw		Rebounds				pf	dq	a	to	blk	stl	pts	avg
					fg-fga	fg%	3fg-fga	3fg%	ft-fga	ft%	off	def	tot	avg								
32	Beatrice Mompremier	13-12	353	27.2	84-164	.512	4-12	.333	40-58	.690	45	90	135	10.4	34	0	10	46	22	14	212	16.3
05	Mykea Gray	15-15	398	26.5	55-154	.357	23-69	.333	39-51	.765	8	23	31	2.1	24	0	40	36	1	25	172	11.5
20	Kelsey Marshall	15-15	385	25.7	53-137	.387	31-93	.333	15-19	.789	4	35	39	2.6	29	0	38	28	5	13	152	10.1
04	Endia Banks	15-15	436	29.1	51-120	.425	11-36	.306	21-35	.600	14	41	55	3.7	16	0	48	44	1	16	134	8.9
13	Taylor Mason	14-0	263	18.8	24-68	.353	4-18	.222	13-18	.722	3	25	28	2.0	16	0	14	20	1	10	65	4.6
21	Brianna Jackson	15-3	210	14.0	25-43	.581	1-5	.200	14-22	.636	23	32	55	3.7	41	3	5	10	14	14	65	4.3
01	Moulayna Johnson Sid	12-3	250	20.8	15-52	.288	8-28	.286	7-15	.467	15	24	39	3.3	8	0	14	12	1	5	45	3.8
15	Jamir Huston	15-10	232	15.5	19-43	.442	1-2	.500	9-22	.409	35	41	76	5.1	34	0	8	15	3	10	48	3.2
44	Sydnee Roby	15-2	145	9.7	14-28	.500	0-0	.000	17-28	.607	12	13	25	1.7	33	1	4	11	11	2	45	3.0
12	Jacaira Allen	5-0	57	11.4	5-16	.313	1-3	.333	1-4	.250	6	5	11	2.2	6	0	3	5	0	4	12	2.4
22	Yasmeen Chang	11-0	93	8.5	8-31	.258	1-7	.143	7-11	.636	4	8	12	1.1	12	0	4	9	1	9	24	2.2
03	Destiny Harden	10-0	72	7.2	6-22	.273	2-7	.286	2-4	.500	6	11	17	1.7	15	0	0	8	1	5	16	1.6
00	Kenza Salgues	13-0	106	8.2	5-24	.208	5-23	.217	3-4	.750	1	5	6	0.5	8	0	6	9	0	0	18	1.4
Team											43	44	87				10					
Total.....		15	3000		364-902	.404	92-303	.304	188-291	.646	219	397	616	41.1	276	4	194	263	61	127	1008	67.2
Opponents.....		15	3000		359-904	.397	94-303	.310	174-236	.737	169	359	528	35.2	282	-	216	236	41	104	986	65.7

TEAM STATISTICS

	UM	OPP
SCORING	1008	986
Points per game	67.2	65.7
Scoring margin	+1.5	-
FIELD GOALS-ATT	364-902	359-904
Field goal pct	.404	.397
3 POINT FG-ATT	92-303	94-303
3-point FG pct	.304	.310
3-pt FG made per game	6.1	6.3
FREE THROWS-ATT	188-291	174-236
Free throw pct	.646	.737
F-Throws made per game	12.5	11.6
REBOUNDS	616	528
Rebounds per game	41.1	35.2
Rebounding margin	+5.9	-
ASSISTS	194	216
Assists per game	12.9	14.4
TURNOVERS	263	236
Turnovers per game	17.5	15.7
Turnover margin	-1.8	-
Assist/turnover ratio	0.7	0.9
STEALS	127	104
Steals per game	8.5	6.9
BLOCKS	61	41
Blocks per game	4.1	2.7
ATTENDANCE	15204	5905
Home games-Avg/Game	12-1267	2-1422
Neutral site-Avg/Game	-	1-3062

Date	Opponent		Score	Att.
11/10/19	JACKSON ST.	w	83-68	917
11/13/19	NORTH FLORIDA	w	78-55	4017
11/17/19	IUPUI	w	74-65	863
# 11/22/19	vs N.C. A&T	w	68-67	3062
# 11/23/19	at #19/20 DePaul	L	83-89	1608
^ 11/29/19	#7/5 OREGON STATE	L	53-75	1336
^ 11/30/19	MIAMI (OH)	w	80-62	823
12/04/19	#14/16 INDIANA	L	45-58	848
12/17/19	BINGHAMTON	w	79-56	983
& 12/20/19	UNC ASHEVILLE	w	75-46	733
12/21/19	WASHINGTON ST.	w	74-68	782
* 12/29/19	WAKE FOREST	w	59-56	988
* 01/02/20	at Georgia Tech	L	54-61	1235
* 01/05/20	#8 FLORIDA STATE	L	62-73	1984
* 01/09/20	#7 LOUISVILLE	L	41-87	930

\* - Conference game

Score by Periods	1st	2nd	3rd	4th	Totals
Miami (FL)	257	235	238	278	1008
Opponents	223	196	267	300	986



2019-20 conference statistics

RECORD:	OVERALL	HOME	AWAY	NEUTRAL
ALL GAMES	1-3	1-2	0-1	0-0
CONFERENCE	1-3	1-2	0-1	0-0
NON-CONFERENCE	0-0	0-0	0-0	0-0

#	Player	gp-gs	min	avg	Total		3-Point		F-Throw		Rebounds				pf	dq	a	to	blk	stl	pts	avg
					fg-fga	fg%	3fg-fga	3fg%	ft-fa	ft%	off	def	tot	avg								
05	Mykea Gray	4-4	126	31.5	16-39	.410	9-20	.450	10-15	.667	2	6	8	2.0	7	0	12	12	1	10	51	12.8
32	Beatrice Mompremier	2-2	63	31.5	10-21	.476	0-1	.000	4-6	.667	6	14	20	10.0	5	0	1	9	2	1	24	12.0
20	Kelsey Marshall	4-4	84	21.0	13-35	.371	5-21	.238	1-2	.500	0	6	6	1.5	8	0	9	7	3	6	32	8.0
21	Brianna Jackson	4-1	79	19.8	11-23	.478	0-2	.000	8-14	.571	12	6	18	4.5	9	0	1	4	6	4	30	7.5
13	Taylor Mason	4-0	71	17.8	6-22	.273	1-8	.125	1-2	.500	1	10	11	2.8	4	0	2	5	0	1	14	3.5
04	Endia Banks	4-4	110	27.5	6-30	.200	1-8	.125	1-4	.250	2	10	12	3.0	3	0	11	14	0	1	14	3.5
22	Yasmeen Chang	2-0	17	8.5	2-9	.222	1-3	.333	2-2	1.000	0	0	0	0.0	3	0	0	1	0	0	7	3.5
03	Destiny Harden	3-0	35	11.7	4-13	.308	2-6	.333	0-0	.000	3	6	9	3.0	6	0	0	2	1	0	10	3.3
12	Jacaira Allen	3-0	36	12.0	4-10	.400	1-3	.333	0-2	.000	5	4	9	3.0	4	0	0	4	0	3	9	3.0
15	Jamir Huston	4-4	64	16.0	5-14	.357	0-0	.000	2-6	.333	5	9	14	3.5	11	0	2	2	0	3	12	3.0
01	Moulayna Johnson Sid	2-0	31	15.5	2-7	.286	1-4	.250	0-3	.000	3	4	7	3.5	0	0	1	1	0	0	5	2.5
00	Kenza Salgues	4-0	48	12.0	2-10	.200	2-10	.200	0-0	.000	1	1	2	0.5	3	0	2	2	0	0	6	1.5
44	Sydnee Roby	4-1	36	9.0	0-5	.000	0-0	.000	2-2	1.000	1	2	3	0.8	7	0	1	2	4	1	2	0.5
Team											16	7	23				2					
Total.....		4	800		81-238	.340	23-86	.267	31-58	.534	57	85	142	35.5	70	0	42	67	17	30	216	54.0
Opponents.....		4	800		103-225	.458	19-58	.328	52-74	.703	45	111	156	39.0	56	-	59	59	10	32	277	69.2

TEAM STATISTICS

	UM	OPP
SCORING	216	277
Points per game	54.0	69.2
Scoring margin	-15.2	-
FIELD GOALS-ATT	81-238	103-225
Field goal pct	.340	.458
3 POINT FG-ATT	23-86	19-58
3-point FG pct	.267	.328
3-pt FG made per game	5.8	4.8
FREE THROWS-ATT	31-58	52-74
Free throw pct	.534	.703
F-Throws made per game	7.8	13.0
REBOUNDS	142	156
Rebounds per game	35.5	39.0
Rebounding margin	-3.5	-
ASSISTS	42	59
Assists per game	10.5	14.8
TURNOVERS	67	59
Turnovers per game	16.8	14.8
Turnover margin	-2.0	-
Assist/turnover ratio	0.6	1.0
STEALS	30	32
Steals per game	7.5	8.0
BLOCKS	17	10
Blocks per game	4.3	2.5
ATTENDANCE	3902	1235
Home games-Avg/Game	3-1301	1-1235
Neutral site-Avg/Game	-	0-0

Date	Opponent		Score	Att.
* 12/29/19	WAKE FOREST	W	59-56	988
* 01/02/20	at Georgia Tech	L	54-61	1235
* 01/05/20	#8 FLORIDA STATE	L	62-73	1984
* 01/09/20	#7 LOUISVILLE	L	41-87	930

\* - Conference game

Score by Periods

	1st	2nd	3rd	4th	Totals
Miami (FL)	50	52	51	63	216
Opponents	58	60	72	87	277



miami game-by-game

Opponent	Date	Score		Total		3-Pointers		Free throws		Rebounds				pf	a	t/o	blk	stl	pts	avg
				fg-fga	pct	3fg-fga	pct	ft-fa	pct	off	def	tot	avg							
JACKSON ST.	11/10/19	83-68	W	29-58	.500	11-24	.458	14-30	.467	16	28	44	44.0	23	19	27	8	11	83	83.0
NORTH FLORIDA	11/13/19	78-55	W	30-61	.492	9-25	.360	9-17	.529	12	28	40	42.0	16	16	11	4	11	78	80.5
IUPUI	11/17/19	74-65	W	25-56	.446	5-15	.333	19-22	.864	11	21	32	38.7	16	14	18	2	15	74	78.3
vs N.C. A&T	11/22/19	68-67	W	23-62	.371	7-24	.292	15-22	.682	20	20	40	39.0	27	14	24	10	15	68	75.8
at #19/20 DePaul	11/23/19	83-89	L	27-56	.482	6-17	.353	23-33	.697	15	35	50	41.2	19	14	23	1	4	83	77.2
#7/5 OREGON STATE	11/29/19	53-75	L	19-54	.352	3-20	.150	12-17	.706	9	21	30	39.3	18	9	16	1	7	53	73.2
MIAMI (OH)	11/30/19	80-62	W	32-60	.533	6-19	.316	10-17	.588	13	39	52	41.1	15	20	24	1	5	80	74.1
#14/16 INDIANA	12/04/19	45-58	L	13-60	.217	4-18	.222	15-22	.682	19	27	46	41.8	19	4	18	4	5	45	70.5
BINGHAMTON	12/17/19	79-56	W	32-78	.410	6-21	.286	9-11	.818	22	36	58	43.6	18	16	16	2	9	79	71.4
UNC ASHEVILLE	12/20/19	75-46	W	27-58	.466	8-22	.364	13-17	.765	12	27	39	43.1	25	18	7	6	7	75	71.8
WASHINGTON ST.	12/21/19	74-68	W	26-61	.426	4-12	.333	18-25	.720	13	30	43	43.1	10	8	12	5	8	74	72.0
WAKE FOREST	12/29/19	59-56	W	25-58	.431	6-16	.375	3-9	.333	14	27	41	42.9	14	15	17	8	6	59	70.9
at Georgia Tech	01/02/20	54-61	L	19-52	.365	6-23	.261	10-13	.769	7	25	32	42.1	16	11	18	2	8	54	69.6
#8 FLORIDA STATE	01/05/20	62-73	L	24-64	.375	7-20	.350	7-17	.412	20	16	36	41.6	24	11	21	1	13	62	69.1
#7 LOUISVILLE	01/09/20	41-87	L	13-64	.203	4-27	.148	11-19	.579	16	17	33	41.1	16	5	11	6	3	41	67.2
Miami (FL)		1008		364-902	.404	92-303	.304	188-291	.646	219	397	616	41.1	276	194	263	61	127	1008	67.2
Opponents		986		359-904	.397	94-303	.310	174-236	.737	169	359	528	35.2	282	216	236	41	104	986	65.7

Games played: 15  
Points/game: 67.2  
FG Pct: 40.4  
3FG Pct: 30.4  
FT Pct: 64.6

Rebounds/game: 41.1  
Assists/game: 12.9  
Turnovers/game: 17.5  
Assist/turnover ratio: 0.7  
Steals/game: 8.5  
Blocks/game: 4.1





opponent game-by-game

Opponent	Date	Score		Total		3-Pointers		Free throws		Rebounds				pf	a	t/o	blk	stl	pts	avg
				fg-fga	pct	3fg-fga	pct	ft-fa	pct	off	def	tot	avg							
JACKSON ST.	11/10/19	83-68	W	25-73	.342	2-13	.154	16-27	.593	24	20	44	44.0	25	12	22	4	9	68	68.0
NORTH FLORIDA	11/13/19	78-55	W	19-57	.333	6-26	.231	11-11	1.000	8	23	31	37.5	19	13	18	2	6	55	61.5
IUPUI	11/17/19	74-65	W	26-52	.500	8-19	.421	5-6	.833	6	20	26	33.7	24	15	23	0	5	65	62.7
vs N.C. A&T	11/22/19	68-67	W	23-54	.426	2-11	.182	19-26	.731	13	22	35	34.0	23	14	23	3	6	67	63.8
at #19/20 DePaul	11/23/19	83-89	L	28-77	.364	17-48	.354	16-17	.941	15	17	32	33.6	24	20	10	2	11	89	68.8
#7/5 OREGON STATE	11/29/19	53-75	L	28-57	.491	12-33	.364	7-11	.636	8	28	36	34.0	17	19	16	2	2	75	69.8
MIAMI (OH)	11/30/19	80-62	W	22-72	.306	4-19	.211	14-15	.933	11	18	29	33.3	21	15	10	4	12	62	68.7
#14/16 INDIANA	12/04/19	45-58	L	21-56	.375	5-17	.294	11-14	.786	8	31	39	34.0	18	13	13	7	9	58	67.4
BINGHAMTON	12/17/19	79-56	W	22-62	.355	7-24	.292	5-6	.833	5	25	30	33.6	16	17	16	3	2	56	66.1
UNC ASHEVILLE	12/20/19	75-46	W	14-55	.255	4-15	.267	14-22	.636	18	21	39	34.1	18	5	13	1	4	46	64.1
WASHINGTON ST.	12/21/19	74-68	W	28-64	.438	8-20	.400	4-7	.571	8	23	31	33.8	21	14	13	3	6	68	64.5
WAKE FOREST	12/29/19	59-56	W	22-62	.355	3-16	.188	9-13	.692	14	21	35	33.9	15	9	14	1	7	56	63.8
at Georgia Tech	01/02/20	54-61	L	23-56	.411	2-12	.167	13-20	.650	12	27	39	34.3	11	11	13	1	8	61	63.5
#8 FLORIDA STATE	01/05/20	62-73	L	23-44	.523	7-12	.583	20-29	.690	7	26	33	34.2	13	14	21	2	10	73	64.2
#7 LOUISVILLE	01/09/20	41-87	L	35-63	.556	7-18	.389	10-12	.833	12	37	49	35.2	17	25	11	6	7	87	65.7
Opponents		986		359-904	.397	94-303	.310	174-236	.737	169	359	528	35.2	282	216	236	41	104	986	65.7
Miami (FL)		1008		364-902	.404	92-303	.304	188-291	.646	219	397	616	41.1	276	194	263	61	127	1008	67.2

Games played: 15  
Points/game: 65.7  
FG Pct: 39.7  
3FG Pct: 31.0  
FT Pct: 73.7

Rebounds/game: 35.2  
Assists/game: 14.4  
Turnovers/game: 15.7  
Assist/turnover ratio: 0.9  
Steals/game: 6.9  
Blocks/game: 2.7



game-by-game highs

Opponent	Date	Score	Points	Rebounds	Assists	Steals	Blocked shots
JACKSON ST.	11/10/19	83-68	18-Kelsey Marshall	11-Beatrice Mompremi	6-Endia Banks	3-Endia Banks	4-Brianna Jackson
NORTH FLORIDA	11/13/19	78-55	16-Kelsey Marshall Beatrice Mompremie	6-Brianna Jackson	5-Endia Banks	3-Beatrice Mompremi	2-Brianna Jackson
IUPUI	11/17/19	74-65	23-Endia Banks	11-Beatrice Mompremi	4-Endia Banks Kelsey Marshall	5-Endia Banks	2-Beatrice Mompremi
vs N.C. A&T	11/22/19	68-67	19-Mykea Gray	8-Beatrice Mompremi	6-Endia Banks	5-Mykea Gray	4-Beatrice Mompremi
at #19/20 DePaul	11/23/19	83-89	31-Beatrice Mompremi	18-Beatrice Mompremi	4-Moulayna Johnson	3-Endia Banks	1-Brianna Jackson
#7/5 OREGON STATE	11/29/19	53-75	13-Beatrice Mompremi	7-Beatrice Mompremi	2-Kelsey Marshall Mykea Gray	2-Taylor Mason Brianna Jackson	1-Beatrice Mompremi
MIAMI (OH)	11/30/19	80-62	13-Beatrice Mompremi	13-Jamir Huston	5-Kelsey Marshall	2-Beatrice Mompremi	1-Taylor Mason
#14/16 INDIANA	12/04/19	45-58	13-Endia Banks	8-Jamir Huston	1-Beatrice Mompremi Jamir Huston Kelsey Marshall Moulayna Johnson	1-Jamir Huston Taylor Mason Endia Banks Mykea Gray Yasmeen Chang	3-Beatrice Mompremi
BINGHAMTON	12/17/19	79-56	18-Beatrice Mompremi	16-Beatrice Mompremi	5-Mykea Gray	3-Jamir Huston Mykea Gray	2-Beatrice Mompremi
UNC ASHEVILLE	12/20/19	75-46	17-Beatrice Mompremi	12-Beatrice Mompremi	3-Endia Banks Jacaira Allen	3-Destiny Harden	3-Sydnee Roby
WASHINGTON ST.	12/21/19	74-68	18-Kelsey Marshall	19-Beatrice Mompremi	2-Kelsey Marshall Mykea Gray Taylor Mason	3-Taylor Mason	5-Beatrice Mompremi
WAKE FOREST	12/29/19	59-56	17-Mykea Gray	12-Beatrice Mompremi	4-Mykea Gray	3-Mykea Gray	3-Sydnee Roby
at Georgia Tech	01/02/20	54-61	14-Kelsey Marshall	8-Beatrice Mompremi	4-Mykea Gray	4-Mykea Gray	1-Brianna Jackson Beatrice Mompremie
#8 FLORIDA STATE	01/05/20	62-73	21-Mykea Gray	10-Brianna Jackson	4-Endia Banks	3-Brianna Jackson Kelsey Marshall	1-Sydnee Roby
#7 LOUISVILLE	01/09/20	41-87	13-Brianna Jackson	6-Brianna Jackson	2-Kelsey Marshall Endia Banks	1-Kelsey Marshall Mykea Gray Jacaira Allen	4-Brianna Jackson



individual game highs

Miami (FL) - INDIVIDUAL GAME HIGHS

Points	31	Beatrice Mompremier at #19/20 DePaul (11/23/19)
	23	Endia Banks vs IUPUI (11/17/19)
	22	Kelsey Marshall at #19/20 DePaul (11/23/19)
	21	Mykea Gray vs #8 Florida State (01/05/20)
	20	Beatrice Mompremier vs IUPUI (11/17/19)
Field Goals Made	12	Beatrice Mompremier at #19/20 DePaul (11/23/19)
	9	Endia Banks vs IUPUI (11/17/19)
Field Goal Att.	19	Mykea Gray vs N.C. A&T (11/22/19)
	17	Beatrice Mompremier vs Washington St. (12/21/19)
	17	Beatrice Mompremier at #19/20 DePaul (11/23/19)
FG Pct (min 5 made)	1.000 (5-5)	Syndee Roby vs Miami (OH) (11/30/19)
	.727 (8-11)	Beatrice Mompremier vs UNC Asheville (12/20/19)
3-Point FG Made	4	Mykea Gray vs #8 Florida State (01/05/20)
	4	Kelsey Marshall vs Washington St. (12/21/19)
	4	Kelsey Marshall vs North Florida (11/13/19)
	4	Kelsey Marshall vs Jackson St. (11/10/19)
3-Point FG Att.	9	Kelsey Marshall vs N.C. A&T (11/22/19)
	9	Kelsey Marshall vs North Florida (11/13/19)
3-Pt FG Pct (min 2 made)	1.000 (2-2)	Taylor Mason vs #7/5 Oregon State (11/29/19)
	.800 (4-5)	Mykea Gray vs #8 Florida State (01/05/20)
Free Throws Made	7	Mykea Gray vs Washington St. (12/21/19)
	7	Kelsey Marshall at #19/20 DePaul (11/23/19)
	7	Beatrice Mompremier at #19/20 DePaul (11/23/19)
	7	Mykea Gray vs IUPUI (11/17/19)
Free Throw Att.	10	Beatrice Mompremier at #19/20 DePaul (11/23/19)
	9	Mykea Gray vs Washington St. (12/21/19)
FT Pct (min 3 made)	1.000 (7-7)	Kelsey Marshall at #19/20 DePaul (11/23/19)
	1.000 (4-4)	Mykea Gray vs UNC Asheville (12/20/19)
	1.000 (4-4)	Mykea Gray vs Binghamton (12/17/19)
	1.000 (4-4)	Mykea Gray vs #7/5 Oregon State (11/29/19)
	1.000 (4-4)	Endia Banks vs IUPUI (11/17/19)
Rebounds	19	Beatrice Mompremier vs Washington St. (12/21/19)
	18	Beatrice Mompremier at #19/20 DePaul (11/23/19)
Assists	6	Endia Banks vs N.C. A&T (11/22/19)
	6	Endia Banks vs Jackson St. (11/10/19)
Steals	5	Mykea Gray vs N.C. A&T (11/22/19)
	5	Endia Banks vs IUPUI (11/17/19)
Blocked Shots	5	Beatrice Mompremier vs Washington St. (12/21/19)
	4	Brianna Jackson vs #7 Louisville (01/09/20)
	4	Beatrice Mompremier vs N.C. A&T (11/22/19)
	4	Brianna Jackson vs Jackson St. (11/10/19)
Turnovers	6	Mykea Gray vs Wake Forest (12/29/19)
	6	Beatrice Mompremier vs #14/16 Indiana (12/04/19)
	6	Beatrice Mompremier at #19/20 DePaul (11/23/19)
	6	Endia Banks vs Jackson St. (11/10/19)
Fouls	5	Syndee Roby vs UNC Asheville (12/20/19)
	5	Brianna Jackson vs UNC Asheville (12/20/19)
	5	Brianna Jackson vs Miami (OH) (11/30/19)
	5	Brianna Jackson vs #7/5 Oregon State (11/29/19)
Minutes	38	Kelsey Marshall at #19/20 DePaul (11/23/19)
	36	Mykea Gray at Georgia Tech (01/02/20)
	36	Endia Banks at #19/20 DePaul (11/23/19)
	36	Endia Banks vs IUPUI (11/17/19)

OPPONENT INDIVIDUAL GAME HIGHS

Points	27	Chante Stonewall at #19/20 DePaul (11/23/19)
	22	Carly Boland vs Binghamton (12/17/19)
	21	Kiah Gillespie vs #8 Florida State (01/05/20)
	21	Mikayla Pivec vs #7/5 Oregon State (11/29/19)
	21	Deja Winters vs N.C. A&T (11/22/19)
Field Goals Made	9	Chante Stonewall at #19/20 DePaul (11/23/19)
	8	Kiah Gillespie vs #8 Florida State (01/05/20)
	8	Carly Boland vs Binghamton (12/17/19)
	8	Mikayla Pivec vs #7/5 Oregon State (11/29/19)
Field Goal Att.	24	Chante Stonewall at #19/20 DePaul (11/23/19)
	21	Borislava Hristova vs Washington St. (12/21/19)
FG Pct (min 5 made)	.778 (7-9)	Yacine Diop vs #7 Louisville (01/09/20)
	.750 (6-8)	Olivia Ramil vs Binghamton (12/17/19)
	.750 (6-8)	Holly Hoopingarner vs IUPUI (11/17/19)
3-Point FG Made	5	Chante Stonewall at #19/20 DePaul (11/23/19)
	4	Kiah Gillespie vs #8 Florida State (01/05/20)
	4	Carly Boland vs Binghamton (12/17/19)
	4	Bree Paulson vs Miami (OH) (11/30/19)
	4	Destiny Slocum vs #7/5 Oregon State (11/29/19)
	4	Lexi Held at #19/20 DePaul (11/23/19)
3-Point FG Att.	10	Kai Moon vs Binghamton (12/17/19)
	10	Lexi Held at #19/20 DePaul (11/23/19)
3-Pt FG Pct (min 2 made)	1.000 (2-2)	Nicki Ekhomu vs #8 Florida State (01/05/20)
	1.000 (2-2)	Ula Motuga vs Washington St. (12/21/19)
Free Throws Made	11	Deja Winters vs N.C. A&T (11/22/19)
	7	Jasmine Carson at Georgia Tech (01/02/20)
	7	Ivana Raca vs Wake Forest (12/29/19)
	7	Jaelynn Penn vs #14/16 Indiana (12/04/19)
Free Throw Att.	14	Deja Winters vs N.C. A&T (11/22/19)
	9	Ivana Raca vs Wake Forest (12/29/19)
FT Pct (min 3 made)	1.000 (6-6)	Kelly Campbell at #19/20 DePaul (11/23/19)
	1.000 (4-4)	Peyton Scott vs Miami (OH) (11/30/19)
	1.000 (4-4)	Savannah Kluesner vs Miami (OH) (11/30/19)
	1.000 (4-4)	Lauren Dickerson vs Miami (OH) (11/30/19)
	1.000 (4-4)	Mikayla Pivec vs #7/5 Oregon State (11/29/19)
	1.000 (4-4)	Deja Church at #19/20 DePaul (11/23/19)
	1.000 (4-4)	Chante Stonewall at #19/20 DePaul (11/23/19)
	1.000 (4-4)	Jniya Tallie vs Jackson St. (11/10/19)
	1.000 (3-3)	Macee Williams vs IUPUI (11/17/19)
	1.000 (3-3)	Janesha Green vs North Florida (11/13/19)
Rebounds	13	Chanelle Molina vs Washington St. (12/21/19)
	11	Ameshya Williams vs Jackson St. (11/10/19)
Assists	7	Mykasa Robinson vs #7 Louisville (01/09/20)
	7	Gina Conti vs Wake Forest (12/29/19)
	7	Aleah Goodman vs #7/5 Oregon State (11/29/19)
	7	Kelly Campbell at #19/20 DePaul (11/23/19)
Steals	6	Lauren Dickerson vs Miami (OH) (11/30/19)
	4	Sammie Puisse vs #8 Florida State (01/05/20)
	4	Lotta-Maj Lahtinen at Georgia Tech (01/02/20)
	4	Kelly Campbell at #19/20 DePaul (11/23/19)
	4	Holly Hoopingarner vs IUPUI (11/17/19)
Blocked Shots	3	Kylee Shook vs #7 Louisville (01/09/20)
	3	Savannah Kluesner vs Miami (OH) (11/30/19)
	5	Deja Church at #19/20 DePaul (11/23/19)
	5	Le'On Hill vs N.C. A&T (11/22/19)
	5	Antionette Womack vs Jackson St. (11/10/19)



team game highs/lows

Miami (FL) - TEAM GAME HIGHS

Table with 3 columns: Stat, Value, and Opponent/Date. Rows include POINTS, FIELD GOALS MADE, REBOUNDS, etc.

Miami (FL) - GAME LOWS

Table with 3 columns: Stat, Value, and Opponent/Date. Rows include POINTS, FIELD GOALS MADE, REBOUNDS, etc.

Opponent - GAME HIGHS

Table with 3 columns: Stat, Value, and Opponent/Date. Rows include POINTS, FIELD GOALS MADE, REBOUNDS, etc.

Opponent - GAME LOWS

Table with 3 columns: Stat, Value, and Opponent/Date. Rows include POINTS, FIELD GOALS MADE, REBOUNDS, etc.



points-rebounds-assists

Opponent	Date	Score		00	01	03	04	05	12	13
				SALGUES,KE	SID,MOULAY	HARDEN,DES	BANKS,ENDI	GRAY,MYKEA	ALLEN,JACA	MASON,TAYL
JACKSON ST.	11/10/19	83-68	w	0-0-0	3-2-3	0-1-0	11-3-6	12-2-4	DNP	DNP
NORTH FLORIDA	11/13/19	78-55	w	0-0-1	7-2-1	0-0-0	6-5-5	8-2-3	DNP	8-1-2
IUPUI	11/17/19	74-65	w	0-0-0	0-1-1	DNP	23-3-4	16-2-2	DNP	4-1-1
vs N.C. A&T	11/22/19	68-67	w	DNP	5-6-0	0-0-0	7-2-6	19-2-1	DNP	4-0-1
at #19/20 DePaul	11/23/19	83-89	L	DNP	10-6-4	DNP	9-6-3	0-4-3	DNP	3-0-0
#7/5 OREGON STATE	11/29/19	53-75	L	0-0-0	3-2-1	0-1-0	12-4-1	6-1-2	DNP	9-1-1
MIAMI (OH)	11/30/19	80-62	w	3-2-0	3-3-2	2-1-0	5-3-4	10-3-4	DNP	10-4-3
#14/16 INDIANA	12/04/19	45-58	L	0-0-0	3-5-1	DNP	13-5-0	7-2-0	DNP	6-4-0
BINGHAMTON	12/17/19	79-56	w	2-0-1	2-3-0	2-4-0	12-5-4	15-2-5	0-0-0	5-2-0
UNC ASHEVILLE	12/20/19	75-46	w	7-2-2	DNP	2-1-0	8-4-3	13-2-2	3-2-3	2-2-2
WASHINGTON ST.	12/21/19	74-68	w	0-0-0	4-2-0	DNP	14-3-1	15-1-2	DNP	0-2-2
WAKE FOREST	12/29/19	59-56	w	0-0-0	5-4-1	DNP	7-3-3	17-2-4	0-0-0	2-0-0
at Georgia Tech	01/02/20	54-61	L	0-0-0	0-3-0	0-0-0	5-3-2	10-3-4	DNP	7-4-2
#8 FLORIDA STATE	01/05/20	62-73	L	6-1-2	DNP	7-5-0	2-4-4	21-2-3	0-4-0	2-2-0
#7 LOUISVILLE	01/09/20	41-87	L	0-1-0	DNP	3-4-0	0-2-2	3-1-1	9-5-0	3-5-0

Opponent	Date	Score		15	20	21	22	32	44
				HUSTON,JAM	MARSHALL,K	JACKSON,BR	CHANG,YASM	MOMPREMIER	ROBY,SYDNE
JACKSON ST.	11/10/19	83-68	w	6-5-0	18-4-4	6-4-0	3-3-1	16-11-1	8-2-0
NORTH FLORIDA	11/13/19	78-55	w	0-4-1	16-4-1	4-6-1	7-3-0	16-3-1	6-3-0
IUPUI	11/17/19	74-65	w	0-2-0	8-5-4	0-3-0	0-0-0	20-11-2	3-0-0
vs N.C. A&T	11/22/19	68-67	w	0-2-0	10-2-3	2-3-2	0-2-1	18-8-0	3-4-0
at #19/20 DePaul	11/23/19	83-89	L	4-5-0	22-5-2	4-0-0	DNP	31-18-1	0-2-1
#7/5 OREGON STATE	11/29/19	53-75	L	1-4-0	3-2-2	6-3-0	0-0-1	13-7-1	0-0-0
MIAMI (OH)	11/30/19	80-62	w	4-13-1	3-3-5	9-4-0	7-1-1	13-4-0	11-2-0
#14/16 INDIANA	12/04/19	45-58	L	4-8-1	0-2-1	0-5-0	0-0-0	11-6-1	1-2-0
BINGHAMTON	12/17/19	79-56	w	7-9-1	11-2-3	0-4-1	0-2-0	18-16-0	5-3-1
UNC ASHEVILLE	12/20/19	75-46	w	2-5-2	11-1-2	4-2-0	0-1-0	17-12-1	6-4-1
WASHINGTON ST.	12/21/19	74-68	w	8-5-0	18-3-2	0-3-0	DNP	15-19-1	0-0-0
WAKE FOREST	12/29/19	59-56	w	1-5-2	12-5-3	0-1-1	DNP	15-12-1	0-1-0
at Georgia Tech	01/02/20	54-61	L	4-6-0	14-0-2	3-1-0	DNP	9-8-0	2-0-1
#8 FLORIDA STATE	01/05/20	62-73	L	7-1-0	3-0-2	14-10-0	0-0-0	DNP	0-1-0
#7 LOUISVILLE	01/09/20	41-87	L	0-2-0	3-1-2	13-6-0	7-0-0	DNP	0-1-0



2019-20 box scores

GAME ONE

#18/19 Miami vs. Jackson State

Nov. 10, 2019 || Coral Gables, Fla.

Jackson St. 68 - 0-2, 0-0 SWAC

Box score for Game One, Jackson State vs Miami. Includes player stats (FG, 3-Ptr, Rebounds, PF, TP, A, TO, Blk, Stl, Min) and team totals.

1st-FG %: 3-16 18.8% 2nd: 5-19 26.3% 3rd: 10-22 45.5% 4th: 7-16 43.8% Game: 25-73 34.2% Deadball Rebounds 7, 1

#18/19 Miami (FL) 83 - 1-0, 0-0 ACC

Box score for Game One, Miami vs Jackson State. Includes player stats and team totals.

1st-FG %: 9-16 56.3% 2nd: 6-13 46.2% 3rd: 6-13 46.2% 4th: 8-16 50.0% Game: 29-58 50.0% Deadball Rebounds 8

Officials: Krystle Appeltanz, Edward Sidlaszky, Eric Brewton Technical fouls: Jackson St.-None, #18/19 Miami (FL)-None. Attendance: 917

Score by periods table for Game One.

Points in Paint, Off T/O, 2nd Chance, Fast Break, Bench for Game One.

Last FG - JSU 4th-00:41, UM 4th-03:17. Largest lead - JSU None, UM by 29 4th-03:17. JSU led for 00:00, UM led for 39:12. Game was tied for 00:25.

Score tied - 0 times. Lead changed - 0 times.

GAME TWO

#17/19 Miami vs. North Florida

Nov. 13, 2019 || Coral Gables, Fla.

North Florida 55 - 1-2, 0-0 ASUN

Box score for Game Two, North Florida vs Miami. Includes player stats and team totals.

1st-FG %: 4-11 36.4% 2nd: 5-17 29.4% 3rd: 5-12 41.7% 4th: 8-23 34.8% Game: 19-57 33.3% Deadball Rebounds 2

#17/19 Miami (FL) 78 - 2-0, 0-0 ACC

Box score for Game Two, Miami vs North Florida. Includes player stats and team totals.

1st-FG %: 10-16 62.5% 2nd: 4-17 23.5% 3rd: 8-15 53.3% 4th: 8-13 61.5% Game: 30-61 49.2% Deadball Rebounds 4

Officials: Nykeshia Thompson, Luis Gonzalez, Angela Lewis Technical fouls: North Florida-None, #17/19 Miami (FL)-None. Attendance: 4017

Score by periods table for Game Two.

Points in Paint, Off T/O, 2nd Chance, Fast Break, Bench for Game Two.

Last FG - UNF 4th-00:02, UM 4th-01:54. Largest lead - UNF by 21st-09:13, UM by 33 4th-02:48. UNF led for 00:23, UM led for 37:23. Game was tied for 02:14.

Score tied - 2 times. Lead changed - 3 times.

GAME THREE

#17/19 Miami vs. IUPUI

Nov. 17, 2019 || Coral Gables, Fla.

IUPUI 65 - 2-1, 0-0 Horizon

Box score for Game Three, IUPUI vs Miami. Includes player stats and team totals.

1st-FG %: 4-14 28.6% 2nd: 6-11 54.5% 3rd: 10-14 71.4% 4th: 6-13 46.2% Game: 25-52 50.0% Deadball Rebounds 34

#17/19 Miami (FL) 74 - 3-0, 0-0 ACC

Box score for Game Three, Miami vs IUPUI. Includes player stats and team totals.

1st-FG %: 6-17 35.3% 2nd: 9-13 69.2% 3rd: 4-15 26.7% 4th: 7-11 63.6% Game: 25-56 44.6% Deadball Rebounds 3

Officials: Mark McClenney, Fatou Cissoko-Stephens, Kathleen Lynch Technical fouls: IUPUI-None, #17/19 Miami (FL)-None. Attendance: 863

Score by periods table for Game Three.

Points in Paint, Off T/O, 2nd Chance, Fast Break, Bench for Game Three.

Last FG - IUPUI 4th-00:22, UM 4th-01:29. Largest lead - IUPUI by 3 3rd-00:02, UM by 13 4th-01:29. IUPUI led for 03:54, UM led for 32:20. Game was tied for 03:46.

Score tied - 5 times. Lead changed - 10 times.

GAME FOUR

#16/17 Miami vs. NC A&T

Nov. 22, 2019 || Chicago, Ill.

N.C. A&T 67 - 2-3, 0-0 MEAC

Box score for Game Four, N.C. A&T vs Miami. Includes player stats and team totals.

1st-FG %: 7-16 43.8% 2nd: 2-9 22.2% 3rd: 9-16 56.3% 4th: 5-13 38.5% Game: 23-54 42.6% Deadball Rebounds 5

No. 16/17 Miami 68 - 4-0, 0-0 ACC

Box score for Game Four, Miami vs N.C. A&T. Includes player stats and team totals.

1st-FG %: 2-16 12.5% 2nd: 7-13 53.8% 3rd: 6-15 40.0% 4th: 8-18 44.4% Game: 23-62 37.1% Deadball Rebounds 2

Officials: Ashley Goode, Kevin Dillard, Tom Danaher Technical fouls: N.C. A&T-None, No. 16/17 Miami-None. Attendance: 3062

Score by periods table for Game Four.

Points in Paint, Off T/O, 2nd Chance, Fast Break, Bench for Game Four.

Last FG - NCA&T 4th-02:22, UM 4th-00:18. Largest lead - NCA&T by 11 4th-05:07, UM by 4 2nd-01:08. NCA&T led for 25:21, UM led for 11:10. Game was tied for 03:29.

Score tied - 6 times. Lead changed - 7 times.



2019-20 box scores

GAME FIVE

#16/17 Miami at #19/20 DePaul

Nov. 23, 2019 || Chicago, Ill.

#16/17 Miami (FL) 83 - 4-1, 0-0 ACC

Box score table for Game Five, Miami vs DePaul. Columns include Player, FG-FGA, 3-Ptr, FT-FTA, Rebounds, PF, TP, A, TO, Blk, Stl, Min. Totals: 27-56 FG, 6-17 3-Ptr, 23-33 FT, 15 35 50 Rebounds, 19 83 14 23 1 4 200.

Summary statistics for Game Five: 1st FG %, 2nd FG %, 3rd FG %, 4th FG %, Game FG %, FT %, 3FG %, FT %, FT %.

#19/20 DePaul 89 - 4-1, 0-0 BIGEAST

Box score table for Game Five, DePaul vs Miami. Columns include Player, FG-FGA, 3-Ptr, FT-FTA, Rebounds, PF, TP, A, TO, Blk, Stl, Min. Totals: 28-77 FG, 17-48 3-Ptr, 16-17 FT, 15 17 32 Rebounds, 24 89 20 10 2 11 200.

Summary statistics for Game Five: 1st FG %, 2nd FG %, 3rd FG %, 4th FG %, Game FG %, FT %, 3FG %, FT %, FT %.

Officials: Rebecca Taylor, Eric Brewton, Karen Preato

Technical fouls: #16/17 Miami (FL)-None, #19/20 DePaul-Sonya Morris.

Attendance: 1608

Score by periods table for Game Five: 1st, 2nd, 3rd, 4th, Total. Miami (FL) 20, 21, 19, 23, 83. #19/20 DePaul 21, 20, 25, 23, 89.

Points in Paint, Off Paint, 2nd Chance, Fast Break, Bench for Game Five.

Last FG - UM 4th-02:22, DEPAUL 4th-02:53. Largest lead - UM by 3 1st-09:55, DEPAUL by 12 4th-08:27. UM led for 07:56, DEPAUL led for 25:27. Game was tied for 06:37.

Score tied - 12 times. Lead changed - 21 times.

GAME SIX

#19/18 Miami vs. #7/5 Oregon State

Nov. 29, 2019 || Coral Gables, Fla.

#7/5 Oregon State 75 - 6-0, 0-0 P12

Box score table for Game Six, Oregon State vs Miami. Columns include Player, FG-FGA, 3-Ptr, FT-FTA, Rebounds, PF, TP, A, TO, Blk, Stl, Min. Totals: 28-57 FG, 12-33 3-Ptr, 7-11 FT, 8 28 36 Rebounds, 17 75 19 16 2 2 200.

Summary statistics for Game Six: 1st FG %, 2nd FG %, 3rd FG %, 4th FG %, Game FG %, FT %, 3FG %, FT %, FT %.

#19/18 Miami 53 - 4-2, 0-0 ACC

Box score table for Game Six, Miami vs Oregon State. Columns include Player, FG-FGA, 3-Ptr, FT-FTA, Rebounds, PF, TP, A, TO, Blk, Stl, Min. Totals: 19-54 FG, 3-20 3-Ptr, 12-17 FT, 9 21 30 18 53 9 2 1 7 200.

Summary statistics for Game Six: 1st FG %, 2nd FG %, 3rd FG %, 4th FG %, Game FG %, FT %, 3FG %, FT %, FT %.

Officials: Saif Esho, Pualani Spurlock, Joseph Vazally

Technical fouls: #7/5 Oregon State-None, #19/18 Miami-None.

Attendance: 1336

Score by periods table for Game Six: 1st, 2nd, 3rd, 4th, Total. #7/5 Oregon State 18, 18, 23, 16, 75. #19/18 Miami 11, 17, 13, 12, 53.

Points in Paint, Off Paint, 2nd Chance, Fast Break, Bench for Game Six.

Last FG - OSU 4th-04:02, UM 4th-01:51. Largest lead - OSU by 25 4th-08:02, UM by 2 1st-09:04. OSU led for 37:45, UM led for 00:38. Game was tied for 01:37.

Score tied - 1 time. Lead changed - 1 time.

GAME SEVEN

#19/18 Miami vs. Miami (OH)

Nov. 30, 2019 || Coral Gables, Fla.

Miami (OH) 62 - 4-4, 0-0 MAC

Box score table for Game Seven, Miami (OH) vs Miami (FL). Columns include Player, FG-FGA, 3-Ptr, FT-FTA, Rebounds, PF, TP, A, TO, Blk, Stl, Min. Totals: 22-72 FG, 4-19 3-Ptr, 14-15 FT, 11 18 29 21 62 15 10 4 12 200.

Summary statistics for Game Seven: 1st FG %, 2nd FG %, 3rd FG %, 4th FG %, Game FG %, FT %, 3FG %, FT %, FT %.

#19/18 Miami 80 - 5-2, 0-0 ACC

Box score table for Game Seven, Miami (FL) vs Miami (OH). Columns include Player, FG-FGA, 3-Ptr, FT-FTA, Rebounds, PF, TP, A, TO, Blk, Stl, Min. Totals: 32-60 FG, 6-19 3-Ptr, 10-17 FT, 13 39 52 15 80 20 24 1 5 200.

Summary statistics for Game Seven: 1st FG %, 2nd FG %, 3rd FG %, 4th FG %, Game FG %, FT %, 3FG %, FT %, FT %.

Officials: Linda Miles, Ron Ledington, Pualani Spurlock

Technical fouls: Miami (OH)-None, #19/18 Miami-Brianna Jackson.

Attendance: 823

Score by periods table for Game Seven: 1st, 2nd, 3rd, 4th, Total. Miami (OH) 16, 11, 11, 24, 62. #19/18 Miami 27, 16, 17, 20, 80.

Points in Paint, Off Paint, 2nd Chance, Fast Break, Bench for Game Seven.

Last FG - MICH 4th-00:53, UM 4th-01:02. Largest lead - MICH by 2 1st-08:54, UM by 26 4th-08:00. MICH led for 01:24, UM led for 36:59. Game was tied for 01:37.

Score tied - 3 times. Lead changed - 2 times.

GAME EIGHT

#21/22 Miami vs. #14/16 Indiana

Dec. 4, 2019 || Coral Gables, Fla.

#14/16 Indiana 58 - 7-1, 0-0 Big Ten

Box score table for Game Eight, Indiana vs Miami. Columns include Player, FG-FGA, 3-Ptr, FT-FTA, Rebounds, PF, TP, A, TO, Blk, Stl, Min. Totals: 21-56 FG, 5-17 3-Ptr, 11-14 FT, 8 31 39 18 58 13 13 7 9 200.

Summary statistics for Game Eight: 1st FG %, 2nd FG %, 3rd FG %, 4th FG %, Game FG %, FT %, 3FG %, FT %, FT %.

#21/22 Miami (FL) 45 - 5-3, 0-0 ACC

Box score table for Game Eight, Miami (FL) vs Indiana. Columns include Player, FG-FGA, 3-Ptr, FT-FTA, Rebounds, PF, TP, A, TO, Blk, Stl, Min. Totals: 13-60 FG, 4-18 3-Ptr, 15-22 FT, 19 27 46 19 45 4 18 4 5 200.

Summary statistics for Game Eight: 1st FG %, 2nd FG %, 3rd FG %, 4th FG %, Game FG %, FT %, 3FG %, FT %, FT %.

Officials: Maggie Tieman, Bruce Morris, Dee Kantner

Technical fouls: #14/16 Indiana-None, #21/22 Miami (FL)-None.

Attendance: 848

2019-20 Women's Basketball. Round: 0, Indiana vs Miami (FL). Played at Watson

Score by periods table for Game Eight: 1st, 2nd, 3rd, 4th, Total. #14/16 Indiana 14, 17, 15, 12, 58. #21/22 Miami (FL) 11, 14, 10, 10, 45.

Points in Paint, Off Paint, 2nd Chance, Fast Break, Bench for Game Eight.

Last FG - IND 4th-02:56, UM 4th-01:40. Largest lead - IND by 14 3rd-04:19, UM by 5 2nd-05:05. IND led for 29:09, UM led for 06:55. Game was tied for 03:56.

Score tied - 4 times. Lead changed - 6 times.



2019-20 box scores

GAME NINE

Miami vs. Binghamton

Dec. 17, 2019 || Coral Gables, Fla.

Binghamton 56 • 9-1, 0-0 America

Box score for Game 9, Binghamton vs Miami. Columns include Player, FG-FGA, 3-Ptr, FT-FTA, Rebounds, PF, TP, A, TO, Blk, Stl, Min. Totals: 22-62, 7-24, 5-6, 5 25 30, 16 56, 17 16 3 2 200.

Miami (FL) 79 • 6-3, 0-0 ACC

Box score for Game 9, Miami vs Binghamton. Columns include Player, FG-FGA, 3-Ptr, FT-FTA, Rebounds, PF, TP, A, TO, Blk, Stl, Min. Totals: 32-78, 6-21, 9-11, 22 36 58, 18 79, 16 16 2 9 200.

Officials: Ryan Duran,Linda Miles,Edward Sidlaszky Technical fouls: Binghamton-None, Miami (FL)-None. Attendance: 983

Score by periods table for Game 9. Columns: 1st, 2nd, 3rd, 4th, Total. Binghamton: 16, 7, 16, 17, 56. Miami (FL): 21, 17, 19, 22, 79.

Last FG - BING 4th-00:32, UM 4th-01:09. Largest lead - BING None, UM by 26 4th-01:09. BING led for 00:00, UM led for 39:07. Game was tied for 00:53.

Points in half table for Game 9. Columns: In, Off, 2nd, Fast, Bench. BING: 18, 9, 7, 5, 12. UM: 52, 22, 17, 18, 29.

Score tied - 1 time. Lead changed - 0 times.

GAME TEN

Miami vs. UNC Asheville

Dec. 20, 2019 || Coral Gables, Fla.

UNC Asheville 46 • 5-3, 0-0 BigSou

Box score for Game 10, UNC Asheville vs Miami. Columns include Player, FG-FGA, 3-Ptr, FT-FTA, Rebounds, PF, TP, A, TO, Blk, Stl, Min. Totals: 14-55, 4-15, 14-22, 18 21 39, 18 46, 5 13 1 4 200.

Miami 75 • 7-3, 0-0 ACC

Box score for Game 10, Miami vs UNC Asheville. Columns include Player, FG-FGA, 3-Ptr, FT-FTA, Rebounds, PF, TP, A, TO, Blk, Stl, Min. Totals: 27-58, 8-22, 13-17, 12 27 39, 25 75, 18 7 6 7 200.

Officials: Krystle Apellaniz,Nic Cappel,Maj Forsberg Technical fouls: UNC Asheville-None, Miami-None. Attendance: 733

Score by periods table for Game 10. Columns: 1st, 2nd, 3rd, 4th, Total. UNC Asheville: 9, 0, 10, 27, 46. Miami: 23, 22, 17, 13, 75.

Last FG - UNC-A 4th-00:09, UM 4th-01:05. Largest lead - UNC-A by 2 1st-07:55, UM by 45 4th-09:32. UNC-A led for 00:24, UM led for 37:18. Game was tied for 02:08.

Points in half table for Game 10. Columns: In, Off, 2nd, Fast, Bench. UNC-A: 14, 4, 9, 4, 19. UM: 28, 15, 12, 4, 24.

Score tied - 2 times. Lead changed - 2 times.

GAME ELEVEN

Miami vs. Washington State

Dec. 21, 2019 || Coral Gables, Fla.

Washington St. 68 • 7-5,0-0 Pac-12

Box score for Game 11, Washington St vs Miami. Columns include Player, FG-FGA, 3-Ptr, FT-FTA, Rebounds, PF, TP, A, TO, Blk, Stl, Min. Totals: 28-64, 8-20, 4-7, 8 23 31, 21 68, 14 13 3 6 200.

Miami (FL) 74 • 8-3,0-0 ACC

Box score for Game 11, Miami vs Washington St. Columns include Player, FG-FGA, 3-Ptr, FT-FTA, Rebounds, PF, TP, A, TO, Blk, Stl, Min. Totals: 26-61, 4-12, 18-25, 13 30 43, 10 74, 8 12 5 8 200.

Officials: Krystle Apellaniz,Marc Merritt,Denise Brooks Technical fouls: Washington St-None, Miami (FL)-None. Attendance: 782

Score by periods table for Game 11. Columns: 1st, 2nd, 3rd, 4th, Total. Washington St: 19, 16, 15, 18, 74. Miami (FL): 20, 12, 22, 20, 74.

2019-20 Women's Basketball. Round: 0, Miami (FL) vs Washington St. Last FG - WSU 4th-00:18, UM 4th-00:01. Largest lead - WSU by 6 2nd-04:47, UM by 10 3rd-03:22. WSU led for 18:40, UM led for 20:05. Game was tied for 01:15.

Points in half table for Game 11. Columns: In, Off, 2nd, Fast, Bench. WSU: 32, 18, 11, 5, 24. UM: 38, 11, 13, 10, 4.

Score tied - 3 times. Lead changed - 8 times.

GAME TWELVE

#24/rv Miami vs. Wake Forest

Dec. 29, 2019 || Coral Gables, Fla.

Wake Forest 56 • 7-5, 0-1 ACC

Box score for Game 12, Wake Forest vs Miami. Columns include Player, FG-FGA, 3-Ptr, FT-FTA, Rebounds, PF, TP, A, TO, Blk, Stl, Min. Totals: 22-62, 3-16, 9-13, 14 21 35, 15 56, 9 14 1 7 200.

#24/rv Miami (FL) 59 • 9-3, 1-0 ACC

Box score for Game 12, Miami vs Wake Forest. Columns include Player, FG-FGA, 3-Ptr, FT-FTA, Rebounds, PF, TP, A, TO, Blk, Stl, Min. Totals: 25-58, 6-16, 3-9, 14 27 41, 14 59, 15 17 8 6 200.

Officials: Tiara Cruse,Carla Fountain,Bryan Brunette Technical fouls: Wake Forest-None, #24/rv Miami (FL)-None. Attendance: 988

Score by periods table for Game 12. Columns: 1st, 2nd, 3rd, 4th, Total. Wake Forest: 16, 6, 22, 12, 56. #24/rv Miami (FL): 11, 17, 10, 21, 59.

Last FG - WF 4th-00:23, UM 4th-02:58. Largest lead - WF by 7 2nd-08:33, UM by 7 4th-06:27. WF led for 19:45, UM led for 17:53. Game was tied for 02:12.

Points in half table for Game 12. Columns: In, Off, 2nd, Fast, Bench. WF: 22, 16, 3, 4, 2. UM: 24, 18, 7, 6, 7.

Score tied - 3 times. Lead changed - 8 times.





2019-20 box scores

GAME THIRTEEN

#23/rv Miami at Georgia Tech

Jan. 2, 2020 || Atlanta, Ga.

#23/rv Miami (FL) 54 - 9-4, 1-1 ACC

Box score table for Game 13, Miami vs Georgia Tech. Columns include Player, FG-FGA, 3-Ptr, FT-FTA, Rebounds, PF, TP, A TO Blk Stl, Min. Totals: 54-94, 23-63, 10-13, 7-25, 32-16, 54-11, 18-2, 8-200.

Georgia Tech 61 - 11-2, 2-0 ACC. Box score table for Game 13, Georgia Tech vs Miami. Columns include Player, FG-FGA, 3-Ptr, FT-FTA, Rebounds, PF, TP, A TO Blk Stl, Min. Totals: 61-112, 23-20, 13-10, 12-27, 39-11, 61-11, 13-1, 8-200.

Officials: Katie Luknich,Jules Gallien,Billy Smith. Technical fouls: #23/rv Miami (FL)-None, Georgia Tech-None. Attendance: 1235

Score by periods table for Game 13. Columns: 1st, 2nd, 3rd, 4th, Total. #23/rv Miami (FL) 23, 9, 10, 12, 54. Georgia Tech 9, 11, 11, 30, 61.

Last FG - UM 4th-01:22, GT 4th-00:33. Largest lead - UM by 16 1st-00:40, GT by 10 4th-02:16. UM led for 31:32. GT led for 06:55. Game was tied for 01:33.

GAME FOURTEEN

#23/rv Miami vs. 8/8 Florida State

Jan. 5, 2020 || Coral Gables, Fla.

#8 Florida State 73 - 14-1, 3-1 ACC

Box score table for Game 14, Florida State vs Miami. Columns include Player, FG-FGA, 3-Ptr, FT-FTA, Rebounds, PF, TP, A TO Blk Stl, Min. Totals: 73-141, 23-29, 7-26, 33-13, 73-14, 21-2, 10-200.

#23/ Miami 62 - 9-5, 1-2 ACC. Box score table for Game 14, Miami vs Florida State. Columns include Player, FG-FGA, 3-Ptr, FT-FTA, Rebounds, PF, TP, A TO Blk Stl, Min. Totals: 62-95, 7-20, 7-17, 20-16, 36-24, 62-11, 21-1, 13-200.

Officials: Maggie Tieman,Thomas Danaher,Joseph Vaszily. Technical fouls: #8 Florida State-None, #23/ Miami-None. Attendance: 1984

Score by periods table for Game 14. Columns: 1st, 2nd, 3rd, 4th, Total. #8 Florida State 19, 21, 15, 19, 73. #23/ Miami 12, 14, 17, 19, 62.

Last FG - FSU 4th-02:43, UM 4th-00:24. Largest lead - FSU by 18 3rd-09:21, UM None. FSU led for 38:57. UM led for 00:00. Game was tied for 01:03.

GAME FIFTEEN

Miami vs. #7/7 Louisville

Jan. 9, 2020 || Coral Gables, Fla.

#7 Louisville 87 - 15-1, 4-0 ACC

Box score table for Game 15, Louisville vs Miami. Columns include Player, FG-FGA, 3-Ptr, FT-FTA, Rebounds, PF, TP, A TO Blk Stl, Min. Totals: 87-151, 12-37, 49-17, 87-25, 11-6, 7-200.

#7 Louisville 87 - 15-1, 4-0 ACC. Box score table for Game 15, Louisville vs Miami. Columns include Player, FG-FGA, 3-Ptr, FT-FTA, Rebounds, PF, TP, A TO Blk Stl, Min. Totals: 87-151, 12-37, 49-17, 87-25, 11-6, 7-200.

Officials: Jeffrey Smith,Luis Gonzalez,Maj Forsberg. Technical fouls: #7 Louisville-None, Miami (FL)-None. Attendance: 930

Score by periods table for Game 15. Columns: 1st, 2nd, 3rd, 4th, Total. #7 Louisville 15, 22, 24, 26, 87. Miami (FL) 4, 12, 14, 11, 41.

Last FG - UL 4th-01:49, UM 4th-02:36. Largest lead - UL by 47 4th-03:24, UM None. UL led for 39:43. UM led for 00:00. Game was tied for 00:17.



TV/Radio Chart

0



KENZA SALGUES

Fr. | G | 5-9  
MONTPELLIER, FRANCE  
MAJOR: Sports Administration

Table with 5 columns: GP-GS, PPG, RPG, APG, MPG. Rows: 2019-20, CAREER.

- Ranked No. 20 international player in 2018 class by ProspectsNation.com
Represented France at FIBA U18 European Championship
Played against Moulayna Sidi Baba at the FIBA U16 European Championship
First Frenchwoman to play under Katie Meier
INSEP alums include Tony Parker and Clint Capela

1



MOULAYNA JOHNSON SIDI BABA

Fr. | F | 6-0  
ARSTA, SWEDEN  
MAJOR: Business Administration

Table with 5 columns: GP-GS, PPG, RPG, APG, MPG. Rows: 2019-20, CAREER.

- Four-star international prospect according to Keil Moore Basketball
Represented Sweden at the FIBA U18 European Championship
Played against Kenza Salgues at the FIBA U16 European Championship
Second Swedish player to sign with Coach Katie Meier
Chose Miami over Baylor, California, Marquette and Kansas

3



DESTINY HARDEN

R-So. | F | 6-0  
CHICAGO, ILL.  
MAJOR: Criminal Justice

Table with 5 columns: GP-GS, PPG, RPG, APG, MPG. Rows: 2019-20, CAREER.

- Sat out the 2018-19 season due to NCAA transfer rules
Spent her freshman year at West Virginia
Helped the Mountaineers to a WNIT semifinals appearance
Earned Chicago Tribune and USA Today All-USA Illinois Second Team honors

4



ENDIA BANKS

Jr. | G | 5-9  
DULUTH, GA.  
MAJOR: Sports Administration

Table with 5 columns: GP-GS, PPG, RPG, APG, MPG. Rows: 2019-20, CAREER.

- Scored a career-high 23 points against IUPUI (11/17)
Elected as a team captain for 2019-20
Finished third among Hurricanes in rebounding (3.5) last year
Tabbed to the All-ACC Academic Team as a freshman
Started every game as a freshman

5



MYKEA GRAY

Jr. | G | 5-4  
UPPER MARLBORO, MD.  
MAJOR: Criminal Justice

Table with 5 columns: GP-GS, PPG, RPG, APG, MPG. Rows: 2019-20, CAREER.

- Recorded a season-high 21 points against Florida State (1/5)
Hit the game-winning three against North Carolina A&T (11/22)
One of three UM players to start all 34 contests last year
Has totaled 50 double-digit outings in her career
Career goal is to become an FBI agent

12



IGGY ALLEN

R-Jr. | G | 5-10  
POMPANO BEACH, FLA.  
MAJOR: Communication

Table with 5 columns: GP-GS, PPG, RPG, APG, MPG. Rows: 2019-20, CAREER.

- Recorded a season-high nine points against Louisville (1/9)
Transferred from Mississippi State in the fall of 2018
Redshirted during the 2017-18 season due to a preseason injury
Played in 20 games in 2016-17, helping the Bulldogs to the NCAA finals
Sister, Alica Mardis, plays basketball at Arkansas Tech

13



TAYLOR MASON

Jr. | G | 5-9  
DECATUR, GA.  
MAJOR: Interactive Media

Table with 5 columns: GP-GS, PPG, RPG, APG, MPG. Rows: 2019-20, CAREER.

- Leads all bench players with 4.6 points per game this year
Finished in double-digits twice last season
Nation's No. 66 recruit in 2017 according to espnW HoopGurlz
Older brother, Nate, played basketball at Minnesota
Hopes to play basketball and become an entrepreneur upon graduating

15



JAMIR HUSTON

So. | F | 6-0  
CLEVELAND, OHIO  
MAJOR: Sports Administration

Table with 5 columns: GP-GS, PPG, RPG, APG, MPG. Rows: 2019-20, CAREER.

- Hit a buzzer beater three right before halftime against Binghamton
Set a career-high in rebounds with 13 against Miami (OH)
Tabbed as the No. 14 wing prospect by espnW HoopGurlz
Attended the same school as UM football standout Wesley Carroll
Cousin, Denzel Ward, plays for the Cleveland Browns

20



KELSEY MARSHALL

Jr. | G | 5-9  
DAVIE, FLA.  
MAJOR: Sports Administration

Table with 5 columns: GP-GS, PPG, RPG, APG, MPG. Rows: 2019-20, CAREER.

- Has scored in double-digits in nine games this season
Posted a season-high 22 points at No. 19/20 DePaul
Tied for eighth on UM's single-season made 3-pointers list
Tabbed to the ACC All-Freshman Team in 2017-18
Older brother, Kyle, played at Butler and professionally in France

21




BRIANNA JACKSON

Fr. | F | 6-3  
VIRGINIA BEACH, VA.  
MAJOR: Sports Administration

Table with 5 columns: GP-GS, PPG, RPG, APG, MPG. Rows: 2019-20, CAREER.

- Tallied her first career double-double against FSU (14 pts, 10 reb)
No. 92 prospect in the nation according to espnW HoopGurlz
Virginia Class 5 State Player of the Year
Father, Brian, played semi-pro basketball
Enjoys reading and watching anime outside of basketball

22




YASMEEN CHANG

Fr. | G | 5-9  
NAPLES, FLA.  
MAJOR: Exploratory Undecided

Table with 5 columns: GP-GS, PPG, RPG, APG, MPG. Rows: 2019-20, CAREER.

- Ranked the No. 21 player nationally by ASGR Basketball
Two-time Naples Daily News Player of the Year
Scored in double-figures in 20 of 22 games as a senior
Tallied eight games with 20-plus points in 2018-19
Nickname is Yas

32



BEATRICE MOMPREMIER

R-Sr. | F | 6-4  
MIAMI, FLA.  
MAJOR: Sociology

Table with 5 columns: GP-GS, PPG, RPG, APG, MPG. Rows: 2019-20, CAREER.

- Tied for second in the ACC for double-doubles this season (seven)
Two-time ACC Co-Player of the Week this season (11/25 & 12/22)
Only player in the ACC top five in points and rebounds
Associated Press Preseason All-American
2019 ACC Preseason Player of the Year

44



SYDNEE ROBY

Fr. | C | 6-3  
MILWAUKEE, WIS.  
MAJOR: Exploratory Undecided

Table with 5 columns: GP-GS, PPG, RPG, APG, MPG. Rows: 2019-20, CAREER.

- Made her first career start against Binghamton (12/17)
Tabbed the No. 60 player in the nation by espnW HoopGurlz
2017-18 Wisconsin Gatorade Player of the Year
Mother, Essie, played professionally for the Virginia Wave of the WABA...also at Howard University and Grambling State

HC



KATIE MEIER

HEAD COACH  
15TH SEASON  
ALMA MATER: Duke

Career Record: 362-223 Miami Record: 286-178

- Guided the Canes to 10 straight postseasons
2011 AP National Coach of the Year
Has coached 24 Canes to professional careers
Four-year letterwinner at Duke

AC



OCTAVIA BLUE

TIA JACKSON

FITZROY ANTHONY