



2015-16 BASKETBALL MEDIA GUIDE

UNIVERSITY OF MIAMI COMMUNICATIONS



**UNIVERSITY OF MIAMI
DEPARTMENT OF ATHLETICS**

5821 San Amaro Drive
Coral Gables, FL 33146
305-284-3244

www.HurricaneSports.com
Facebook: CanesHoops
Twitter: @CanesHoops
Instagram: CanesHoops

CREDITS

EDITING AND COMPILATION

Miami communications staff members

PHOTOGRAPHY

JC Ridley

UNIVERSITY OF MIAMI MISSION STATEMENT

The University of Miami's mission is to educate and nurture students, to create knowledge, and to provide service to our community and beyond. Committed to excellence and proud of the diversity of our University family, we strive to develop future leaders of our nation and the world.





INTRODUCTION

TABLE OF CONTENTS

MEDIA INFORMATION

2015-16 Schedule	1
Rosters & Pronunciation Guide	2
Quick Facts	3
Miami Communications, Marketing and Creative Services Staff Administration	4
Media Policies	5-8
Facilities	9
	10

COACHES

Head Coach Jim Larrañaga	12-16
Assistant Coaches	17-19
Staff	20-22

HURRICANES

Rosters & Pronunciation Guide	24-25
Student-Athletes	26-38

2014-15 REVIEW

Results	40
Season Statistics	41
Postseason Statistics	42
Individual Points - Rebounds - Assists	43
Game-by-Game Comparison	44-45
Game Individual Leaders	46
Game Highs and Game Lows	47
Top Individual Performances / Trends	48
ACC Standings / ACC Tournament / ACC Awards	49
ACC Awards	50
ACC Individual Leaders	51
ACC Team Leaders	52
Conference Team Leaders - ACC Games Only	53
Box Scores	54-60

HISTORY

Year-by-Year Coaching Records	62
Miami Men's Basketball History	63-72
NCAA Championship History	73
NIT History	74
ACC Tournament History	75
Postseason Teams - NCAA	76-78
Postseason Teams - NIT	79-82
Miami in the Polls	83
Miami vs. Ranked Opponents	84-85
1,000 Points Club	86-87
Hurricane Lettermen	88-89
All-Americans NBA & ABA Drafts	90
UM, Regional and National Honor Roll	91
Conference Honor Roll	92

RECORDS

Team Records	94
Individual Records - Game, Season, Career	95-99
Freshman Records	100-101
Team Records - ACC Games Only	102-105
Individual Records - Game, Season, Career - ACC Games Only	106-109
Team Records by Half	110-113
Individual Records by Half	114-115
NCAA Tournament Records	116-120
NIT Records	121-125
ACC Tournament Records	126-130
Regular Season Tournaments	131
Year-by-Year Team Stats	132-133
Annual Leaders - Scoring & Rebounding	134
Annual Leaders - Assists, Blocked Shots, Steals	135
Overtime Games & 100-Point Games	136
Home Attendances	137
Series Records	138-139
All-Time Series Results (Alphabetical)	140-152
All-Time Series Results (By Year)	153-164

2015-16 SCHEDULE

DATE	OPPONENT	LOCATION	TV	TIME (ET)
Nov. 4	Dowling (exhibition)	Coral Gables, Fla.	TBA	7 p.m.
Nov. 13	UT Rio Grande Valley	Coral Gables, Fla.	TBA	7 p.m.
Nov. 16	Louisiana	Coral Gables, Fla.	TBA	7 p.m.
Puerto Rico Tip-Off				
Nov. 19	Mississippi State	San Juan, P.R.	ESPN2	5 p.m.
Nov. 20	Texas Tech / Utah	San Juan, P.R.	ESPNU	TBA
Nov. 22	Butler, Minnesota, Missouri State, Temple	San Juan, P.R.	TBA	TBA
Nov. 27	Northeastern	Coral Gables, Fla.	TBA	4 p.m.
Dec. 1	at Nebraska	Lincoln, Neb.	ESPNU	9 p.m.
Dec. 5	Charlotte	Coral Gables, Fla.	TBA	4 p.m.
Dec. 8	Florida	Coral Gables, Fla.	ESPN2	7 p.m.
Dec. 19	Charleston	Coral Gables, Fla.	TBA	4 p.m.
Dec. 22	at La Salle (at Palestra)	Philadelphia, Pa.	CBS SN	5 p.m.
Dec. 29	Princeton	Coral Gables, Fla.	TBA	7 p.m.
Jan. 2	Syracuse	Coral Gables, Fla.	ACCN	2:30 p.m.
Jan. 9	Florida State	Coral Gables, Fla.	ESPN2	5 p.m.
Jan. 12	at Virginia	Charlottesville, Va.	ESPNU	7 p.m.
Jan. 16	at Clemson	Clemson, S.C.	ACCN	2 p.m.
Jan. 20	at Boston College	Chestnut Hill, Mass.	RSN	9 p.m.
Jan. 23	Wake Forest	Coral Gables, Fla.	ACCN	12 p.m.
Jan. 25	Duke	Coral Gables, Fla.	ESPN	7 p.m.
Jan. 30	at NC State	Raleigh, N.C.	ACCN	3 p.m.
Feb. 3	Notre Dame	Coral Gables, Fla.	ESPN2	7 p.m.
Feb. 7	at Georgia Tech	Atlanta, Ga.	ESPNU	1 p.m.
Feb. 9	Pittsburgh	Coral Gables, Fla.	ESPNU	7 p.m.
Feb. 14	at Florida State	Tallahassee, Fla.	ESPNU	6:30 p.m.
Feb. 17	Virginia Tech	Coral Gables, Fla.	RSN	9 p.m.
Feb. 20	at North Carolina	Chapel Hill, N.C.	CBS	1 p.m.
Feb. 22	Virginia	Coral Gables, Fla.	ESPN	7 p.m.
Feb. 27	Louisville	Coral Gables, Fla.	ACCN	2 p.m.
March 2	at Notre Dame	Notre Dame, Ind.	ESPN2	7 p.m.
March 5	at Virginia Tech	Blacksburg, Va.	ACCN	4 p.m.

ACC Tournament

March 8-12 Washington, D.C., Verizon Center

All times listed Eastern Standard Time

ROSTERS & PRONUNCIATION GUIDE

NUMERICAL ROSTER

No.	Name	Pos.	Ht.	Wt.	Yr.	Hometown / Previous School
0	Ja'Quan Newton	G	6-2	180	So.	Philadelphia, Pa. / Neumann-Goretti HS
1	Rashad Muhammad*	G	6-6	160	Jr.	Las Vegas, Nev. / San Jose State / Bishop Gorman HS
3	Anthony Lawrence, Jr.	G	6-7	210	Fr.	St. Petersburg, Fla. / Lakewood Senior
5	Davon Reed	G	6-6	210	Jr.	Ewing, N.J. / Princeton Day School (N.J.)
10	Sheldon McClellan	G	6-5	200	RSr.	Houston, Texas / Texas / Bellaire
12	James Palmer	G	6-5	202	So.	Washington, D.C. / St. John's College HS
13	Angel Rodriguez	G	5-11	185	RSr.	Cupey, P.R. / Kansas State / Dr. Krop HS
15	Ebuka Izundu	C	6-10	210	Fr.	Charlotte, N.C. / Victory Christian Center / Nigeria
20	Mike Robinson	G	5-10	170	Fr.	New Britain, Conn. / New Britain HS
21	Kamari Murphy	F	6-8	220	RJr.	Brooklyn, N.Y. / Oklahoma State / IMG / Lincoln HS
23	Tonye Jekiri	C	7-0	248	Sr.	Hialeah, Fla. / Champagnat Catholic School / Nigeria
33	Ivan Cruz Uceda	F	6-10	217	Sr.	Madrid, Spain / Harcum College (Pa.)
35	Chris Stowell	F	6-6	190	So.	Exeter, N.H. / Tilton School (N.H.) / Exeter HS

ALPHABETICAL ROSTER

33	Ivan Cruz Uceda	F	6-10	217	Sr.	Madrid, Spain / Harcum College (Pa.)
15	Ebuka Izundu	C	6-10	210	Fr.	Charlotte, N.C. / Victory Christian Center / Nigeria
23	Tonye Jekiri	C	7-0	248	Sr.	Hialeah, Fla. / Champagnat Catholic School / Nigeria
3	Anthony Lawrence, Jr.	G	6-7	210	Fr.	St. Petersburg, Fla. / Lakewood Senior
10	Sheldon McClellan	G	6-5	200	RSr.	Houston, Texas / Texas / Bellaire
1	Rashad Muhammad*	G	6-6	160	Jr.	Las Vegas, Nev. / San Jose State / Bishop Gorman HS
21	Kamari Murphy	F	6-8	220	RJr.	Brooklyn, N.Y. / Oklahoma State / IMG / Lincoln HS
0	Ja'Quan Newton	G	6-2	180	So.	Philadelphia, Pa. / Neumann-Goretti HS
12	James Palmer	G	6-5	202	So.	Washington, D.C. / St. John's College HS
5	Davon Reed	G	6-6	210	Jr.	Ewing, N.J. / Princeton Day School (N.J.)
20	Mike Robinson	G	5-10	170	Fr.	New Britain, Conn. / New Britain HS
13	Angel Rodriguez	G	5-11	185	RSr.	Cupey, P.R. / Kansas State / Dr. Krop HS
35	Chris Stowell	F	6-6	190	So.	Exeter, N.H. / Tilton School (N.H.) / Exeter HS

* sitting 2015-16 season due to NCAA transfer rules.

COACHING STAFF

Head Coach: Jim Larrañaga, Providence '71, fifth season

Associate Head Coach: Chris Caputo, Westfield State (Mass.) '02

Assistant Coaches: Jamal Brunt, Randolph-Macon '03, Adam Fisher, Penn State '06, '09

Director of Operations: James Johnson, Ferrum '93

Strength & Conditioning Coach: Steve Felde, Concordia University (Wis.) '03

Associate Athletic Trainer: Jason Robey, Akron '96, Louisiana-Monroe '01

Associate Director of Operations/Video: Jaime Vathielil, Florida '07

Associate Director of Communications: Amy LaBrie, Alaska-Fairbanks '02

PRONUNCIATION GUIDE

5	Davon Reed	Dave-on	HC	Jim Larrañaga	LARE-uh-NAY-guh
15	Ebuka Izundu	E-boo-kuh E-zoon-du	AC	Chris Caputo	Ca-poo-toe
21	Kamari Murphy	Kuh-mar-EE			
23	Tonye Jekiri	Tahn-yay Jah-kEEr-EE			
33	Ivan Cruz Uceda	E-von Cruise Ew-say-duh			
35	Chris Stowell	Stoll			

ROSTER BY CLASS

Freshmen (3)	Sophomores (3)	Juniors (3)	Seniors/Graduates (4)
Ebuka Izundu	Ja'Quan Newton	Kamari Murphy	Ivan Cruz Uceda
Anthony Lawrence, Jr.	James Palmer	Davon Reed	Tonye Jekiri
Mike Robinson #	Chris Stowell #	Rashad Muhammad (RS)	Sheldon McClellan (Grad)
# = Walk on			Angel Rodriguez

WHAT'S BACK?

Category	Total	P/G	Pct.
Games Started	139	3.7	.732
Minutes Played	5457	28.7	.706
Points	1882	49.5	.726
Field Goals Made	636	16.7	.724
3-Point FG Made	188	4.9	.644
Free Throws Made	422	11.1	.776
Rebounds	911	24.0	.781
Assists	376	9.9	.770
Steals	162	4.3	.775
Blocks	98	2.6	.778

RETURNING LEADERS

Points/Game	Sheldon McClellan	14.5
Field Goals Made	Sheldon McClellan	192
Field Goal Pct.	Tonye Jekiri	50.0
3-Point FG Made	Sheldon McClellan	54
3-Point Pct.	Davon Reed	45.7
Free Throws Made	Angel Rodriguez	114
Free Throw Pct.	Sheldon McClellan	82.4
Rebounds/Game	Tonye Jekiri	9.9
Assists/Game	Angel Rodriguez	3.9
Steals/Game	Angel Rodriguez	1.8
Blocks/Game	Tonye Jekiri	1.4

SQUAD BREAKDOWN (scholarship players only)

Returners (7)

Ivan Cruz Uceda, Tonye Jekiri, Sheldon McClellan, Ja'Quan Newton, James Palmer, Davon Reed, Angel Rodriguez

Newcomers (3)

Kamari Murphy, Ebuka Izundu, Anthony Lawrence, Jr.

Starters Returning (4)

Tonye Jekiri, Sheldon McClellan, Davon Reed, Angel Rodriguez

Starters Lost (1)

Manu Lecomte

Eligible Transfers (1)

Kamari Murphy

Incoming Freshmen (2)

Ebuka Izundu, Anthony Lawrence, Jr.

Incoming Transfers - out for 2015-16 (1)

Rashad Muhammad

BY COUNTRY

Nigeria Tonye Jekiri, Ebuka Izundu

Spain Ivan Cruz Uceda

United States

Connecticut Mike Robinson

Florida Anthony Lawrence, Jr.

Nevada Rashad Muhammad

New Hampshire Chris Stowell

New Jersey Davon Reed

New York Kamari Murphy

Pennsylvania Ja'Quan Newton

Puerto Rico Angel Rodriguez

Texas Sheldon McClellan

Washington, D.C. James Palmer

QUICK FACTS

UNIVERSITY INFORMATION

Name of School	University of Miami
Location	Coral Gables, Fla.
Enrollment	16,188
Founded	1925
Nickname	Hurricanes
Mascot	Sebastian the Ibis
Colors	Orange (PMS 1665), Green (PMS 3435) and White
President	Dr. Julio Frenk
Athletics Director	Blake James
Faculty Athletics Representative	Marvin Dawkins
Senior Woman Administrator	Jennifer Strawley
Conference	Atlantic Coast Conference
Stadium / Capacity	BankUnited Center / 7,972
Press Row Phone	(305) 284-2111
Ticket Office Phone	1-800-GO-CANES (462-2637)
Website	HurricaneSports.com
Mailing Address	5821 San Amaro Drive, Coral Gables, FL 33146
Flagship Radio Station	560 WQAM / Joe Zagacki, play-by-play

ATHLETICS ADMINISTRATION

Director of Athletics	Blake James
Deputy Director of Athletics	Tony Hernandez
Deputy Director of Athletics / SWA	Jennifer Strawley
Sr. Associate AD / Communications, Marketing & Sales	Jason Layton
Sr. Associate AD / Facilities & Event Operations	Tim Wise
Sr. Associate AD / Compliance	Craig Anderson
Associate AD / Academic Services	David Wyman
Associate AD / Business Operations	Josh Boone
Associate AD / Development	Jesse Marks
Associate AD / Marketing & Digital Strategy	Brian Bowsher
Assistant AD / Ticket Sales & Operations	Ben Crank
Associate AD / Premium Seating & Corporate Development	Ben Creed
Assistant AD / Communications	Tom Symonds
Assistant AD / Compliance, Eligibility	Dan Raben
Assistant AD / Events & Operations	Michael Turner
Assistant AD / Major Gifts	Chris Cohen
Assistant AD / Ticket Operations	Tim Cavanaugh

COACHING STAFF

Head Coach	Jim Larrañaga
Record at Miami	91-49 (4)
Career Record	561-383 (31)
Alma Mater	Providence, '71
Associate Head Coach	Chris Caputo
Alma Mater	Westfield (Mass.) State, '02
Assistant Coach	Jamal Brunt
Alma Mater	Randolph-Macon, '03
Assistant Coach	Adam Fisher
Alma Mater	Penn State, '06, '09
Director of Operations	James Johnson
Strength & Conditioning Coach	Steve Felde
Associate Athletic Trainer	Jason Robey
Associate Director of Operations/Video	Jaime Vathielil

PROGRAM HISTORY

First Year of Basketball	1926
All-Time Record	963-719
NCAA Tournament Appearances	7
	1960, 1998, 1999, 2000, 2002, 2008, 2013
Last NCAA Tournament Opponent	Marquette, L, 61-71 (Sweet 16)
All-Time Record in NCAA Tournament	6-7
NIT Appearances	12
	1961, 1963, 1964, 1995, 1997, 2001, 2005, 2006, 2009, 2011, 2012, 2015
Last NIT Opponent	Stanford, L, 66-64 (ot) (Championship)
All-Time Record in NIT	11-12
All-Time ACC Record	84-98 (11 years)
ACC Record Under Coach Larrañaga	41-29 (4 years)
ACC Regular-Season Championship	1 / 2013
ACC Tournament Championship	1 / 2013

TEAM INFORMATION

2014-15 Overall Record	25-13
Home/Away/Neutral	12-6 / 8-4 / 5-3
2014-15 ACC Record / Finish	10-8 / t-6th
Letterwinners Returning / Lost	7 / 3
Starters Returning / Lost	4 / 1
Newcomers	3

2015-16 RETURNING STARTERS

Returnees	Year	Pos.	RPG	APG	PPG
Sheldon McClellan	R-Sr.	G	4.7	1.9	14.5
Angel Rodriguez	R-Sr.	G	2.3	3.9	11.9
Tonye Jekiri	Sr.	F	9.9	1.1	8.6
Davon Reed	Jr.	G	4.0	1.9	8.2

RETURNING NUMBERS (per game)

	Min.	Pts.	FGM	3FGM	Reb.	A	B	S
Pct.	.706	.726	.724	.644	.781	.770	.778	.775
Per/G	28.7	49.5	16.7	4.9	24.0	9.9	2.6	4.3

NEWCOMERS

Kamari Murphy, R-Jr., F, 6-8, 216, Oklahoma State/IMG/Lincoln, Brooklyn, N.Y.
 Anthony Lawrence Jr., Fr., F, 6-7, 185, Lakewood Senior, St. Petersburg, Fla.
 Ebuka Izundu, Fr., C, 6-10, 205, Victory Christian Center School, Charlotte, N.C.
 Rashad Muhammad, Jr., G, 6-6, 170, Las Vegas, Nev., San Jose State, Bishop Gorman

2014-15 PLAYERS LOST

Losses	*starter	Pos.	PPG	RPG
Manu Lecomte*	transfer	G	7.9	1.4
Deandre Burnett	transfer	G	7.0	2.0
Omar Sherman	transfer	F	4.8	2.3
Joe Thomas	graduation	F	1.3	2.1

SOCIAL MEDIA

Twitter	@CanesHoops @MiamiHurricanes
Facebook	/CanesHoops /MiamiHurricanes
Instagram	@CanesHoops @MiamiHurricanes

ATHLETIC COMMUNICATIONS, MARKETING & CREATIVE SERVICES

INTRODUCTION

COMMUNICATIONS, MARKETING & CREATIVE SERVICES

Hecht Athletic Center
5821 San Amaro Drive | Coral Gables, FL 33146
Phone: 305-284-3244 | Fax: 305-284-2807
www.HurricaneSports.com

Official Social Media Accounts for Miami Hurricanes Men's Basketball

Twitter: @CanesHoops
 Facebook: /CanesHoops
 Instagram: @CanesHoops
 Website: HurricaneSports.com



JASON LAYTON
Senior Associate AD
Communications & Sales



BRIAN BOWSHER
Associate AD
Marketing & Digital Strategy



TOM SYMONDS
Assistant AD
Communications



AMY LaBRIE
Associate Director
Communications



CAMRON GHORBI
Assistant Director
Communications



ALEX SCHWARTZ
Assistant Director
Communications



DAVID VILLAVICENCIO
Assistant Director
Communications



LINDY SPARBY
Assistant Director
Communications



JASON FRANKO
Associate Director
Marketing & Sales



LEAH GROSS
Associate Director
Marketing



ALEJANDRO RENGIFO
Assistant Director
Marketing



TIM BROGDON
Assistant Director
Digital Strategy



LEO RAMOS
Graphic Designer



KYLE STOPPERAN
Graphic Designer



SHADÉ OLASIMBO
Manager
Production Services



DREW THOMAS
Manager
Production Services



JIMMIE NELSON
Video Production Specialist



CATALINA GUTIERREZ
Video Production Specialist



KC HAHEY
Video Production Specialist



ANTHONY LESTOCHI
Video Production Specialist

COMMUNICATIONS STAFF

JASON LAYTON *Senior Associate AD / Communications & Sales*

Alma Mater: St. Leo, 1999

Office: 305-284-3231

Cell: 786-570-2637

E-mail: jlayton@miami.edu

TOM SYMONDS *Assistant AD / Communications*

Responsibilities: Football¹, Golf

Alma Mater: Ohio State, 2005

Office: 305-284-3248

@Tom_Symonds

Cell: 305-240-9142

E-mail: symonds@miami.edu

AMY LaBRIE *Associate Director / Communications*

Responsibilities: Men's Basketball, Men's Tennis

Alma Mater: Alaska Fairbanks, 2002

Office: 305-284-3241

@CanesHoops

Cell: 813-410-1194

E-mail: LaBrie@miami.edu

CAMRON GHORBI *Assistant Director / Communications*

Responsibilities: Baseball, Swimming & Diving, Football²

Alma Mater: Miami, 2011

Office: 305-284-3230

@CamronGhorbi

Cell: 786-877-7329

E-mail: c.ghorbi@miami.edu

ALEX SCHWARTZ *Assistant Director / Communications*

Responsibilities: Women's Basketball, Soccer, Women's Tennis, Football⁴

Alma Mater: Miami, 2013

Office: 305-284-3249

@AlexJSchwartz

Cell: 609-802-3674

E-mail: alexschwartz@miami.edu

DAVID VILLAVICENCIO *Assistant Director / Communications*

Responsibilities: Volleyball, Track & Field, Rowing, Football³

Alma Mater: Miami, 2009

Office: 305-284-3249

@dvillavicencio6

Cell: 786-422-4029

E-mail: davidv@miami.edu

MARKETING STAFF

BRIAN BOWSHER *Associate AD / Marketing & Digital Strategy*

Alma Mater: Xavier, 2007

Office: 305-284-1904

@BrianBowsher

Cell: 786-447-9494

E-mail: b.bowsher@miami.edu

LINDY SPARBY *Director / Marketing*

Alma Mater: Concordia College, 2006

Office: 305-284-2678

@LindySparby

E-mail: l.sparby@miami.edu

JASON FRANKO *Associate Director / Marketing & Sales*

Alma Mater: Villanova, 2007

Office: 305-284-9484

@JasonFrankoUM

E-mail: j.franko@miami.edu

LEAH GROSS *Associate Director / Marketing*

Alma Mater: Tennessee, 2010

Office: 305-284-3236

@LeahAGross

E-mail: leahgross@miami.edu

ALEJANDRO RENGIFO *Assistant Director / Marketing*

Alma Mater: Miami, 2012

Office: 305-284-3242

@a_rengifo1

E-mail: a.rengifo@miami.edu

MADDIE HASBROUCK *Marketing Assistant*

Alma Mater: Miami, 2014

Office: 305-284-3382

E-mail: m.hasbrouck@umiami.edu

CREATIVE SERVICES STAFF

TIM BROGDON *Assistant Director / Digital Strategy*

Alma Mater: Colorado State, 2012

@timdanbrog

E-mail: tbrogdon@miami.edu

LEO RAMOS *Graphic Designer*

Alma Mater: Miami, 2012

@LeoRamos82

E-mail: l.ramos1@miami.edu

KYLE STOPPERAN *Graphic Designer*

Alma Mater: Colorado State, 2001

E-mail: kstopperan@miami.edu

SHADÉ OLASIMBO *Manager / Production Services*

Alma Mater: Penn State, 2012

@FCOlasimbo

E-mail: olasimbo@miami.edu

DREW THOMAS *Manager / Production Services*

Alma Mater: Marquette, 2007

E-mail: d.thomas4@miami.edu

JIMMIE NELSON *Video Production Specialist*

Alma Mater: USF, 2013

@KingNelsonIV

E-mail: jnelson4@miami.edu

CATALINA GUTIERREZ *Video Production Specialist*

Alma Mater: UCF, 2013

@sportsvideogirl

E-mail: catalinagutierrez@miami.edu

KC HAHEY *Video Production Specialist*

Alma Mater: Washington & Jefferson, 2005

@SpecialKTwoSix

E-mail: kch49@miami.edu


ANTHONY LESTOCHI *Video Production Specialist*

Alma Mater: Penn State, 2015

@deafaudioPhile

E-mail: axl936@miami.edu

ADMINISTRATION



DR. JULIO FRENK

University President

Dr. Julio Frenk, a noted leader in global public health and a renowned scholar and academic, was named the sixth president of the University of Miami in April 2015. He will assume his leadership post on August 16, 2015.

Prior to joining the University of Miami, Dr. Frenk was Dean of the Faculty at the Harvard T.H. Chan School of Public Health since January 2009. While at Harvard, he was also the T & G Angelopoulos Professor of Public Health and International Development, a joint appointment with the Harvard Kennedy School of Government.

Dr. Frenk served as the Minister of Health of Mexico from 2000 to 2006. He pursued an ambitious agenda to reform the nation's health system and introduced a program of comprehensive universal health insurance, known as Seguro Popular, which expanded access to health care for tens of millions of uninsured Mexicans.

Dr. Frenk was the founding director-general of the National Institute of Public Health in Mexico, one of the leading institutions of health education and research in the developing world. In 1998 Dr. Frenk joined the World Health Organization (WHO) as executive director in charge of Evidence and Information for Policy, WHO's first-ever unit explicitly charged with developing a scientific foundation for health policy to achieve better outcomes.

He also served as a senior fellow in the global health program of the Bill & Melinda Gates Foundation and as president of the Carso Health Institute in Mexico City. He is the founding chair of the board of the Institute for Health Metrics and Evaluation at the University of Washington. He also co-chaired the Commission on the Education of Health Professionals for the 21st Century, which published its influential report in the leading journal *The Lancet* in 2010, triggering a large number of follow-up initiatives throughout the world.

Dr. Frenk holds a medical degree from the National Autonomous University of Mexico, as well as a master of public health and a joint doctorate in Medical Care Organization and in Sociology from the University of Michigan, Ann Arbor. He has been awarded honorary doctorates from several institutions of higher learning. In September of 2008, Dr. Frenk received the Clinton Global Citizen Award for changing "the way practitioners and policy makers across the world think about health."

He is a member of the U.S. Institute of Medicine, American Academy of Arts and Sciences, and National Academy of Medicine of Mexico.

In addition to his scholarly works, which include more than 140 articles in academic journals, as well as many books and book chapters, he has written two best-selling novels for youngsters explaining the functions of the human body.



BLAKE JAMES

Director of Athletics
Minnesota State-Mankato, 1992

Blake James was named the University of Miami's Director of Athletics on Feb. 8, 2013. Prior to being named AD, James served Miami athletics in the roles of Interim AD and Senior Associate AD for Development and Ticket Operations. James oversaw the day-to-day operations of development, ticket sales and ticket operations. He also was a member of the Hurricanes' senior staff and provided sport supervision.

James is currently in the fifth year of his third stint at Miami and is in his third year as the Director of Athletics. Since taking over as Director of Athletics, James has spearheaded a tremendous growth in annual giving, ticket sales and merchandise sales, while maintaining a strong academic standard for all student-athletes.

During this past fiscal year, James oversaw the Miami Hurricane Club surpass its annual fundraising goal of \$9.9 million to the Student-Athlete Excellence Fund. In the classroom, five Miami teams were publically honored for being among the top 10 percent in the Academic Progress Rates (APR) for the second-consecutive year. In addition, seven Hurricane teams scored 990 or better out of a possible 1,000 points - men's basketball (990), men's XC (1000), men's diving (1000), golf (1000), soccer (991) and women's swimming (1000) in the latest NCAA APR.

Under James' leadership, Miami also has seen several facility enhancements, beginning with the opening of the Schwartz Center for Athletic Excellence, the completion of the student-athlete training table and dining hall, a new artificial and natural playing surface, a center hung scoreboard at the BankUnited Center. Most recently, James was instrumental in helping Miami strike one of the largest apparel deals in the country with adidas.

James came to UM after spending seven years the University of Maine, where he first served as Senior Associate Athletic Director before serving as Director of Athletics from July 2005 to September 2010. As Senior Associate AD, his primary responsibilities focused on marketing, ticketing, retail operations, athletic development along with men's and women's track and field, cross country, men's soccer, men's basketball and baseball.

During his tenure at Maine, athletics experienced tremendous success, including three trips to the Frozen Four for the men's ice hockey program and NCAA playoff berths for football, baseball (two), women's basketball and softball. Additionally, James implemented a comprehensive \$17 million facility improvement plan, which included an indoor practice facility and numerous other facility upgrades and renovations. Academically, the program flourished, earning the conference academic cup twice and maintaining better than a 3.0 GPA.

Prior to his stint at Maine, he worked in athletic development at Providence College, where he established the "Friars Forever" campaign and the Friar Athletic Fund.

James is no stranger to South Florida, beginning his athletic career with the University of Miami, working in ticket sales, corporate sales and athletic development. In April 1995, he was hired as Miami's Director of Ticket Sales, serving in that capacity until October 1997, when he was named an athletic development officer at the University of Nebraska. He returned to Miami in 1998 as the Director of Major Gifts and Corporate Sales. He was promoted to the Director of Athletic Development at Miami in March 2000 before moving on to Providence in 2002.

He graduated from Minnesota State University - Mankato with a bachelor's degree in marketing in 1992 and later received his master's degree from St. Thomas University in 1994.

He and his wife, Kelly, have two children: daughter, Haley, and son, Ryan.

ADMINISTRATION



DR. MARVIN DAWKINS

Faculty Athletics Representative
Edward Waters College, 1970

Dr. Marvin Dawkins, a distinguished professor in the Department of Sociology at the University of Miami, is in his third year as the Faculty Athletics Representative. He was named to the post in April 2012, replacing Clyde McCoy after his 17 years of service in that role.

In his FAR post, Dawkins is responsible for ensuring the academic integrity of students participating in University athletic programs and helping to oversee institutional control of the Department of Athletics. The Faculty Athletics Representative serves as a liaison between the University and the athletic department. This individual is the University's voting delegate to the ACC and represents UM with the NCAA and ACC.

Dawkins received his doctorate from Florida State and completed his postdoctoral research fellowships at Howard University and The Johns Hopkins University. He previously served on the faculties of the University of Maryland, Old Dominion University and the University of Wisconsin-Parkside.

His research focuses on issues of race and social equity in such areas as education, career aspirations and mobility, substance abuse prevention, and sports. He has published widely in these areas, including his most recent article titled "Race and Pathways to Power in the National Football League" (with Jomills H. Braddock and Erica Smith), which appears in *American Behavioral Scientist* (2012). His research on golf includes book chapters, scholarly articles, and the book *African American Golfers During the Jim Crow Era* (Praeger 2000), coauthored with Graham C. Kinloch. Dawkins was recently appointed to the United States Golf Association Museum Committee and is currently completing a study on the media treatment of black golfers from the Jim Crow era to the present.



TONY HERNANDEZ

Deputy AD / Business Operations
Miami, 1997

Tony Hernandez joined the University of Miami Athletic Department in 1998 and is currently the Deputy Athletic Director.

In his role, he oversees the following operations and sports: Financial and Business Operations, Human Resources, Ticket Operations, Equipment Room, Video Services, adidas Relations, Legal/Contractual Matters, Men's Basketball, Baseball, and Track and Field.

Hernandez joined the University of Miami Athletic Department in February of 1998 as a Graduate Assistant in Academic Services. He was hired full-time in 1999 as a Compliance Coordinator, subsequently being promoted to Director of Compliance in 2002, Assistant AD for Compliance in 2004, Associate AD for Compliance in 2005 and Senior Associate Athletic Director in 2007. In 2005, he also served as the Interim Associate AD for Development and has served as the Interim Associate AD for External Affairs on two separate occasions. During his term as Interim Associate AD for Development, the Hurricane Club exceeded its annual giving budgetary goal by nearly ten percent.

By request of former President Donna Shalala, Hernandez served as Miami's Acting Athletic Director for almost two months, following Kirby Hocutt's departure to take the position of Director of Athletics at Texas Tech in February 2011.


In addition to his work at UM, Hernandez has been involved at the conference and national level. He is currently serving or has previously served on the following committees:

- NCAA Student-Athlete Reinstatement Committee
- NCAA Amateurism Cabinet
- ACC Finance Committee
- Past President of the National Association of Athletic Compliance (NAAC)
- Division 1-A Athletic Directors' Compliance Task Force
- NCAA Academics/Eligibility/Compliance Cabinet
- ACC Constitution and Bylaws Committee
- Chair of the NCAA Initial-Eligibility Waivers Sub-Committee.

He is also an adjunct professor for Sports Law in the School of Education at Miami and has served as an adjunct faculty member at Florida Atlantic University.

Hernandez earned both a law degree and a bachelor's of business administration in finance from the University of Miami. He is a member of Iron Arrow, the highest honor attainable at UM, and served a term as president. He is married to the former Melissa Schumacher and they have two sons, Anthony Jr. and Austin.

ADMINISTRATION



JENNIFER STRAWLEY

**Deputy AD / SWA
Pennsylvania, 1998**

Jennifer Strawley joined the University of Miami on June 18, 2012, and currently serves as Deputy Director of Athletics and Senior Woman Administrator.

In her role, she oversees the following sports and operations; Football, Women's Basketball, Women's tennis, sports medicine, academic services, compliance, student-athlete development, gender equity efforts, drug testing and coordination of coaches and staff meetings. She also serves as a liaison to numerous campus constituents and represents the department on various ACC and institutional committees.

Prior to UM, Strawley concluded her second tour with the NCAA as the Director of Academic and Membership Affairs. In this role, Strawley was instrumental in providing leadership in the areas of academic governance and development of academic policy. She was the staff liaison to the NCAA Division I Committee on Academic Performance and the NCAA Division I Academic Cabinet.

Strawley also managed national office partnerships and outreach to various academic and faculty associations. She served on the steering committee to review the Academic and Membership Affairs department's business practices examining the department's operations, efficiencies and structure and is involved in a variety of other departmental internal operations, including coordinating the internal operations for the department's senior management team.

Strawley rejoined the NCAA after serving as the Associate Athletics Director for Intercollegiate Sport Programs and senior woman administrator at Columbia University from 2007-10. While at Columbia, she oversaw numerous varsity sport programs including football.

Prior to her tenure at Columbia, Jennifer was the Director of Membership Services and Student-Athlete Reinstatement at the NCAA. During this time Jennifer served as a liaison to numerous NCAA committees and task forces, including the NCAA Divisions I, II and III Student-Athlete Reinstatement Committees, the NCAA Olympic Sports Liaison Committee, the United States Olympic Committee/NCAA Task Force and the working group appointed to review trends in initial eligibility.

Jennifer first joined the NCAA in 1998 as an enforcement services intern. She is a 1998 graduate of the University of Pennsylvania where she earned her bachelor's degree in history. During her time at Pennsylvania, she was a two-year captain for the Quakers' softball team. She also is a member of her high school athletic hall of fame.



TIM WISE

**Senior Associate AD / Facilities & Event Operations
South Carolina, 1996**

Tim Wise is in his fourth year as the Senior Associate Athletic Director for Facilities and Event Operations at the University of Miami. Wise joined the UM staff in June 2012. Wise has oversight of the following areas: Facilities and maintenance services, capital projects/construction, facilities master planning, event management and guest services, camps/clinics, risk management, information technology, BankUnited Center/Global Spectrum liaison, Sun Life Stadium liaison, marching band liaison, sport oversight (rowing, soccer).

Wise, who has more than 18 years of experience in college athletics as an event manager, facilities director and administrator, was hired by the University of Wisconsin Athletic Department as assistant athletic director for events and facilities in August, 2008. In January 2012, he was named Interim Associate Athletic Director and elevated to the Senior Management Team with additional oversight of the University Ridge Golf Course and \$125 million in capital projects.

Wise also had supervisory oversight of the UW Athletics event management, facilities, food and beverage and guest services units and oversaw an annual budget of approximately \$15 million. He also served in a lead role in administrative coordination of UW Athletics concerts, summer camps and event parking.

Wise served as the director of facility maintenance at the University of Connecticut from August 2005 to August 2008. He oversaw daily operations of athletic facilities, projects and event operations as the assistant athletics director for facilities and operations at Eastern Michigan University from November 2003 to June 2005.

Wise was hired as the athletics event manager at the University of Denver in August 2000 and promoted to the Director of Athletics Events in August 2001 and served in that role until October 2003. Prior to his time at Denver, Wise was the event services manager at The Ohio State University's Schottenstein Center.

Wise was an event operations manager intern at Michigan State University from August 1998 to May 1999. His first position upon graduation from college was as a conference coordinator at the University of South Carolina from December 1996 to January 1998.

Wise has extensive experience working at NCAA and conference championship events. At Wisconsin he served on the departments Diversity Integration Group and was the representative to the City of Madison and UW Campus Joint Southeast Campus Area Committee. In the past, he served on Connecticut's Environmental Compliance Team as well as the schools Environmental Policy Advisory Council. He also served on the NCAA Woman of the Year Selection Committee and the NCAA Minority Opportunities and Interests Committee, three years as the Vice Chair. Wise earned the University of Denver Center for Multicultural Excellence Outstanding Staff Award in 2002-03.

Wise is a member of Alpha Phi Alpha, Fraternity, Inc. and served as the President of the local Mu Eta Lambda alumni chapter. He is a member of the Collegiate Event and Facility Management Association and was named to the Board of Directors in September 2011 and the 3rd Vice President in June 2012, 2nd Vice President in June 2013, and 1st Vice President in June 2014. Wise also has membership in the Minority Opportunities Athletic Association and the National Association of Collegiate Directors of Athletics. He has participated in the NCAA Leadership Institute Continuing Education Series, the NCAA Leadership Institute for Ethnic Minority Males, the NACDA Mentoring Institute and NCAA Diversity Education Training. Most recently, Wise completed and graduated from the highly prestigious collegiate athletics executive leadership training program at the Sports Management Institute.

Wise is a 1996 graduate of the University of South Carolina with a bachelor's degree in business administration and earned a masters' degree in human performance and sport studies from the University of Tennessee in 1998.

ADMINISTRATION



JASON LAYTON

**Senior Associate AD / Communications & Sales
Saint Leo, 1999**

Jason Layton joined the University of Miami in December of 2014 as the department's Senior Associate Athletics Director for Communications and Sales.

In this new position, Layton will be responsible for managing the department's ticket sales, marketing, communication, website and social/digital media areas.

Layton's focus will center on generating revenue through ticket sales, marketing, corporate sponsorships, promotions, and licensing and multi-media rights.

Since his arrival, Miami has already seen exceptional growth in ticket sales and digital streaming with ESPN3. Under his watch, Miami has seen an increased level of season ticket sales in football and men's basketball, while transitioning to a new ticketing system in Paciolan.

Layton has also served as the primary point of contact with ESPN in establishing the department's new digital network.

Layton, a Florida native, arrives in Miami after spending the previous two years at Colorado State University where he served as the department's Senior Associate Athletics Director for Sales and Marketing.

During his time in Fort Collins, Colorado, Layton's ticket sales plans drove double digit increases in football, volleyball, men's basketball and women's basketball revenue and tickets sold.

In addition, Layton managed the implementation of the new Mountain West Digital network for CSU online streams, which achieved more than 70,000 views during its first year.

His oversight of CSURams.com saw a complete redesign. Under Layton's redesign, CSURams.com included a fan loyalty rewards program that rewarded fans for social activity, ticketing attendance and sponsorship engagement.

Prior to his arrival at Colorado State, Layton spent 13 years with the Tampa Bay Buccaneers. In his 13 years with the club, he handled a variety of responsibilities from ticketing and luxury suite operations to advertising and business management.

Layton began his career with the Buccaneers as a customer service representative in 1999 before elevating to the role of Senior Director of Business Administration in 2011. A native of Florida, Layton received his bachelor's and master's degrees from Saint Leo University in Saint Leo, Fla.



CRAIG ANDERSON

**Senior Associate AD / Compliance
Pittsburgh, 2005**

Craig Anderson begins his first year as the department's Senior Associate Athletic Director for Compliance.

In his current capacity, Anderson oversees the Hurricanes' four-person compliance office and serves as the departmental liaison between the NCAA and all rules educational matters.

Anderson was hired as Associate AD for Compliance at the University of Miami on Feb. 27, 2013. He came to UM after spending three years as the Assistant Athletics Director for Compliance at NC State.

At UM, Anderson is responsible for managing all aspects of the compliance unit's effort, including educating the athletics department and university staff, boosters, coaches and student-athletes about NCAA and ACC regulations. In addition, he is responsible for overseeing the compliance monitoring systems related to recruiting, certification and eligibility. Anderson is also the sport supervisor for the women's golf program.

At NC State, he was charged with many roles, including monitoring all amateurism and eligibility issues, serving as the liaison to the academic support program for student-athletes, monitoring all initial eligibility/continuing eligibility processes and conducting NCAA rules education for coaches, staff, boosters and general public.

Before moving to NC State, Anderson served in a nearly three-year role as Director of Compliance at the University of Virginia from September 2007-July 2010. While in Charlottesville, he assisted with eligibility process, interpreted and researched NCAA rules for coaches and institutional staff members, monitored camps and clinics for all sports, coordinated annual coaches certification exams and coordinated transfer issues. Anderson began his career as an Assistant Director of Compliance, spending 14 months at UNLV from July 2006-September 2007.

A native of Painted Post, N.Y., Anderson graduated from the University of Pittsburgh in 2005 with a bachelor's degree in political science. A year later, he graduated from Marshall University with a master's degree in athletic administration.

MEDIA POLICIES

COVERING THE HURRICANES

Interview requests for men's basketball student-athletes and coaches must be submitted to Associate Director of Communications Amy LaBrie (LaBrie@miami.edu) in all instances. LaBrie and the Miami communications staff will make every effort to schedule a separate time to accommodate those requests, based on time constraints and academic/meeting obligations.

ACC TELECONFERENCE

Miami head coach Jim Larrañaga and the league's 14 other coaches will be featured on a weekly teleconference each Monday during the 2015-16 basketball season from 10:30 a.m. to 1 p.m. Each coach will have 10 minutes to make an opening statement and answer questions. There will be an audio file available of each teleconference on the Conference's official website (theACC.com) each Monday afternoon as well as a written transcript of the call. Media representatives wishing to participate in the teleconference should contact the ACC Communications Office for the call-in number.

Coach Larrañaga will be on the call at the following times each week:

Monday, Jan. 4	11:40
Monday, Jan. 11	Noon
Monday, Jan. 18	Noon
Monday, Jan. 25	Not on call. Game day: Duke at Miami
Monday, Feb. 1	11:40
Monday, Feb. 8	11:30
Monday, Feb. 15	Noon
Monday, Feb. 22	Not on call. Game day: Virginia at Miami
Monday, Feb. 29	Noon

LIVE BROADCASTS

It is not permissible for any non-rights holder to broadcast over the air, stream over the internet (audio or video), or transmit in any other way, any live event without the consent of the University of Miami Athletics Department. Live events include varsity contests, press conferences (including but not limited to weekly scheduled and postgame press conferences) and any other group media availability. Exceptions may be made for any major news-breaking event.

ARCHIVING OF EVENT AUDIO/VIDEO

It is not permissible for any non-rights holder to post, place, broadcast, or make available in any other way, audio or video event content that exceeds three (3) minutes in length. Events are defined as varsity contests, press conferences and any other group media availability. Archiving may not begin until the conclusion of the entire event. It is not permissible to reuse or post any video produced and/or owned by the University of Miami Athletics without the consent of the university.

PHOTOGRAPHY

Miami follows NCAA and ACC rules regarding media representatives photographing games. Only properly credentialed photographers will be allowed in the designated photo areas of the BankUnited Center as specified by the NCAA and ACC.

NO photographers will be permitted to shoot from the sidelines. All photographers must remain in the BankUnited Center's designated photo areas along the baselines. Photo credentials are subject to revocation by the Miami Athletic Communications office at any time.

MEDIA CREDENTIALS

Requests for working media and photo credentials should be submitted to <http://www.sportssystem.com/miami/basketball> by sports editors or sports directors of accredited media outlets. Requests should be made as early as possible and should be limited to working media only. Requests made within three days of the game may not be considered.

UNAUTHORIZED CREDENTIAL USE

Credentials will be issued to working media only. Media credentials are not transferable and use by anyone other than members of the working media is unauthorized. Media credentials used in an unauthorized manner will be revoked immediately. News organizations allowing unauthorized individuals to use credentials will have their credentials revoked for the remainder of the year.

QUESTIONS?

Please contact Amy LaBrie at LaBrie@miami.edu or by phone at 813-410-1194 with any questions about the University of Miami men's basketball team.

FACILITIES

INTRODUCTION



BankUnited Center

The BankUnited Center (BUC) is the 200,000 square foot, 7,972-seat arena that is home to the University of Miami men's and women's basketball teams. The Canes opened the arena Jan. 4, 2003 with an overtime win over North Carolina. Since then, Miami has won the ACC regular season championship in the building and hosted postseason NIT games.

Since its opening, the BUC has hosted a number of memorable events and sold-out shows, including Green Day, Coldplay, John Mayer, Drake, The Fray, and Barry Manilow, as well as being the setting for televised events and award shows such as the 2004 Presidential Debates, Unplugged featuring Ricky Martin and Thalia, Premio Lo Nuestro, Premios Juventud, Billboard's Latin Music Awards, and most recently The X Factor. The venue has also welcomed world-renowned figures and politicians, including His Holiness the Dalai Lama, former President Bill Clinton, current President Barack Obama, former Secretary of State Hillary Clinton and Senator John McCain.



Fieldhouse

The 29,000-square foot on-campus practice facility that is conveniently located adjacent to the BankUnited Center opened in March of 2009. The facility houses a pair of full-sized basketball courts with 14 baskets, as well as a multi-purpose room to host a variety of events. Miami basketball players have access to the secure facility 24 hours per day, allowing the Hurricanes court time at any time all year around. UM players use the facility for both conditioning and practice sessions, as well as for individual workouts and pick-up games. The Fieldhouse was also honored for its sustainability components, earning the LEED Gold designation, established by the U.S. Green Building Council & verified by the Green Building Certification Institute.



COACHES

Head Coach Jim Larrañaga	12-16
Assistant Coaches	
Chris Caputo	17
Jamal Brunt	18
Adam Fisher	19
Support Staff	20-22

HEAD COACH



JIM LARRAÑAGA

Head Coach, Fifth Season
Providence, 1971

Jim Larrañaga was named the 12th head coach of the University of Miami men's basketball program on April 22, 2011.

After leading UM to the 2013 NCAA Sweet 16, and winning the school's first ACC regular season and tournament championships, Larrañaga was honored as the AP, Naismith, USBWA Henry Iba and ACC Coach of the Year. The Bronx, N.Y., native helped Miami to a No. 2 national ranking by both the AP and USA TODAY, and a No. 2 seed in the NCAA tournament. He is the 10th coach in the last 10 years to lead two top-10 programs, as Miami was No. 2 on Feb. 18, 2013, and George Mason was No. 8 in the final Top 25 poll in 2006.

In 2014-15 Larrañaga led the Hurricanes to the championship game of the NIT, the first time Miami played into the month of April. Larrañaga's Canes played in his home state of New York, his first game competing as a head coach in Madison Square Garden. The Hurricanes' 25-13 record marked the second-most victories at the school, behind UM's 29 in 2012-13, and Larrañaga's fourth 25-win season as a head coach. In January, the Canes downed eventual national champion then-No. 4 Duke, 90-74, at Cameron Indoor Stadium, the only team to defeat Duke at home this season. Miami also defeated No. 8/7 Florida and Syracuse on their home courts, two of Miami's 10 regular season wins away from home. The Canes ranked 13th in the country in turnovers per game (10.1), were 22 in the nation with a 74.6 percent clip at the free throw line and No. 53 with 7.7 3-pointers made per game. Miami finished the season sixth in the ACC after being projected to finish 10th, the fourth-straight year the Canes have exceeded expectations. Junior forward Tonye Jekiri was named to the All-ACC Defensive Team and third in voting for ACC Most Improved Player, and along with classmates Sheldon McClellan and Angel Rodriguez, all three were honorable mentions to the All-ACC team.

In 2012-13 Larrañaga directed the Canes to a 27-point win over No. 1 Duke and three other 20+ point wins over ACC opponents that season, including North Carolina (+26), Florida State (+24) and Boston College (+22). UM's 29 overall and 15 ACC wins in 2012-13 were program-bests, as was the 14-game winning streak and 13-0 start in conference play. Other program firsts include defeating all three teams in the North Carolina Triangle in the same season, beating a trio of teams in the Top 20 since joining the ACC and hosting five sellouts at the BankUnited Center.

Individually, Coach L saw Shane Larkin earn the ACC Player of the Year and Lute Olson National Player of the Year awards, as well as All-American status and finalist nods for the Bob Cousy, John Wooden and James Naismith player of the year honors before declaring early for the 2013 NBA Draft. Larkin was also the ACC Tournament MVP, on the All-ACC Defensive team and a defensive All-American. Durand Scott was the ACC Defensive Player of the Year, three players – Larkin, Scott and Kenny Kadji – were listed on all-conference teams and four were on the ACC All-Tournament Team – Larkin, Scott, Julian Gamble and Trey McKinney Jones. All six seniors on the Sweet 16 team earned academic degrees from the University of Miami and one player was listed on the All-ACC Academic Team.

Larrañaga came to Miami after serving as the head coach at George Mason for 14 seasons. He guided that program to five NCAA Tournament appearances (1999, 2001, 2006, 2008, 2011) – including an unprecedented run to the 2006 Final Four that captured the nation's attention, defeating Michigan State, North Carolina, Wichita State and UConn along the way. Following that run, he was selected the 2006 Clair Bee Coach of the Year. Larrañaga built the GMU Patriots' program into a perennial contender in the highly-regarded Colonial Athletic Association, winning more games (273) than any other coach in program and conference history en route to three conference titles (1999, 2001, 2008). A two-time CAA Coach of the Year honoree, Larrañaga earned the accolade in 2011, leading the Patriots to a 27-7 overall record and 16-2 conference mark en route to the CAA regular-season title and their fifth NCAA Tournament appearance under his leadership. Seeded a program-best eighth in the NCAA Tournament, George Mason rallied from a double-digit deficit to defeat ninth-seeded Villanova, 61-57, before falling to overall No. 1 seed Ohio State in the third round. In 2006, Larrañaga became the first coach at a mid-major school to take his team to the Final Four in 27 years and earned an at-large berth for a CAA team for the first time in 20 years. Along the way, he led Mason to a school record in wins, the school's first national ranking, George Mason's first appearance in the Top 10 and the school's first wins over Top 10 teams.

With 31 years of head coaching experience, the native of The Bronx, N.Y., previously served as the head coach at Bowling Green for 11 seasons (1986-1997) and at Division II American International for two seasons (1977-79). His first coaching opportunity came at Davidson College, where he served as an assistant coach to Terry Holland. Davidson captured three Southern Conference regular-season championships and an NIT berth in his five years there, and he compiled a 47-12 record doubling as the freshman team coach. In 1976, he left Davidson and spent one season as player-coach for the Geronemo Basketball Club in Belgium. A 1971 graduate of Providence College with a degree in economics, Larrañaga was a four-year letterman for the Friars. As the team captain in his senior season, he led Providence to a 20-8 record and an NIT appearance. He graduated as the school's fifth all-time leading scorer with 1,258 points and was selected in the sixth round of the draft by the Detroit Pistons of the National Basketball Association. He was the team's top scorer as a sophomore and junior and was named New England's Division I Sophomore of the Year in 1969. He was inducted into the Providence College Hall of Fame in 1991.

Larrañaga and his wife, Liz, have two sons – Jay, who played for his father at Bowling Green and is an assistant coach with the Boston Celtics, and Jon, who was a member of his father's George Mason teams from 1999-2003 – and four grandchildren: Tia, James, Jon Temple and Henry.

LARRAÑAGA FILE

Head Coach

2011-pres. Miami
 1997-2011 George Mason
 1986-97 Bowling Green
 1977-79 American International

Assistant Coach

1979-86 Virginia
 1971-76 Davidson

Player / Coach

1977 Geronemo Basketball Club (Belgium)

NCAA APPEARANCES

1999 – George Mason
 2001 – George Mason
 2006 – George Mason (Final Four)
 2008 – George Mason
 2011 – George Mason
 2013 – Miami (Sweet 16)

NIT APPEARANCES

1990 – Bowling Green
 1991 – Bowling Green
 1997 – Bowling Green
 2002 – George Mason
 2004 – George Mason
 2009 – George Mason
 2012 – Miami
 2015 – Miami (Championship game)

PLAYING CAREER

Geronemo Basketball Club (Belgium) 1976-77
 Providence College, 1967-71
 Archbishop Molloy, 1963-67

COACHING HONORS

AP, Naismith, Henry Iba, Adolph Rupp Cup Coach of the Year, 2013
 NABC All-District II, USBWA District IV Coach of the Year, 2013
 Clair Bee National Coach of the Year, 2006 ACC Coach of the Year, 2013
 CAA Coach of the Year, 2011, 1999 MAC Coach of the Year, 1997

PERSONAL

Hometown Bronx, N.Y.
 Born Oct. 2, 1949
 Family Wife: Liz Sons: Jay and Jon
 Grandchildren: Tia, James, Jon Temple and Henry
 Education Providence College, 1971, B.A. Economics
 Archbishop Molloy High School, 1967



HEAD COACH

COACHING HONORS

2013 AP Coach of the Year
 2013 Naismith Coach of the Year
 2013 Henry Iba Coach of the Year
 2006 Clair Bee Coach of the Year
 2013 Adolph Rupp Cup Coach of the Year
 2013 NABC All-District II Coach
 2013 USBWA District IV Coach of the Year
 2013 ACC Coach of the Year
 2001 & 1999 CAA Coach of the Year
 1997 MAC Coach of the Year
 Six NCAA tournament appearances: 2013, 2011, 2008, 2006, 2001, 1999
 Eight postseason NIT appearances: 2015, 2012, 2009, 2004, 2002, 1997, 1991, 1990
 Nine 20-win seasons

NOTABLE COLLEGE PLAYERS COACHED

Shane Larkin (Miami) - ACC Player of the Year, ACC Tournament MVP, USBWA All-District, Sporting News All-American, finalist for Cousy, Naismith & Wooden awards, All-ACC First Team and All-ACC Defensive Team
 Durand Scott (Miami) - ACC Defensive Player of the Year, ACC Tournament First Team, All-ACC Third Team
 George Evans (George Mason) - Three-time CAA Player of the Year, CAA Rookie of the Year, three-time CAA Defensive Player of the Year, three-time CAA All-Defensive Team
 Antonio Daniels (Bowling Green) - MAC Player of the Year, MAC Freshman of the Year

STUDENT-ATHLETE HONORS

Three All-America players
 Nine All-Atlantic Coast Conference selections
 Four ACC All-Tournament team selections
 Four coaches and three media ACC All-Defensive Team selections
 28 All-Colonial Athletic Association conference selections
 Nine CAA All-Defensive Team selections
 Eight CAA All-Rookie Team selections
 Three Dean Ehlers Award winners - given to the CAA player who best meets the criteria of academic achievement, leadership and community service.
 12 All-MAC Conference selections
 Two MAC Freshman of the Year selections
 Four MAC All-Freshman Team selections
 Two NIT All-Tournament Team selections
 One NABC Honors Court selection
 Three ACC Academic Honor Roll student-athletes

NBA PLAYERS COACHED

Lance Blanks	Frank Booker	Rick Carlisle
Antonio Daniels	Jeff Jones	Andrew Kennedy
Jeff Lamp	Shane Larkin	Lewis Latimore
Jason Miskiri	Olden Polynice	Lee Raker
Ralph Sampson	Tom Sheehey	Clinton Venable
Othell Wilson	Ricky Wilson	

WINNINGEST ACTIVE COACHES VS. MAJOR SCHOOLS

Rank		vs. Major Schools
1	Mike Krzyzewski, Duke	1,018
2	Jim Boeheim, Syracuse	966
3	Roy Williams, North Carolina	750
4	Rick Pitino, Louisville	720
5	Cliff Ellis, Coastal Carolina	694
6	Bob Huggins, West Virginia	693
7	John Calipari, Kentucky	635
8	Rick Barnes, Tennessee	604
9	Lon Kruger, Oklahoma	561
10	Bill Self, Kansas	559
11	Tubby Smith, Texas Tech	538
12 Tie	Jim Larranaga, Miami	533
12 Tie	Dana Altman, Oregon	533
14	John Beilein, Michigan	459
15	Kelvin Sampson, Houston	438

LARRAÑAGA YEAR-BY-YEAR

Year	School	Overall W-L	Conference W-L	Post Finish Season
1977-78	American International	14-13		
1978-79	American International	13-13		
1986-87	Bowling Green	15-14	10-6	3
1987-88	Bowling Green	12-16	7-9	t-5
1988-89	Bowling Green	13-15	6-10	t-6
1989-90	Bowling Green	18-11	9-7	t-3 NIT 0-1
1990-91	Bowling Green	17-13	9-7	t-4 NIT 0-1
1991-92	Bowling Green	14-15	8-8	5
1992-93	Bowling Green	11-16	8-10	t-6
1993-94	Bowling Green	18-10	12-6	t-2
1994-95	Bowling Green	16-11	10-8	t-5
1995-96	Bowling Green	14-13	9-9	t-6
1996-97	Bowling Green	22-10	13-5	t-1 NIT 0-1
1997-98	George Mason	9-18	6-10	6
1998-99	George Mason	19-11	13-3	1 NCAA 0-1
1999-00	George Mason	19-11	12-4	t-1
2000-01	George Mason	18-12	11-5	3 NCAA 0-1
2001-02	George Mason	19-10	13-5	2 NIT 0-1
2002-03	George Mason	16-12	11-7	4
2003-04	George Mason	23-10	12-6	3 NIT 2-1
2004-05	George Mason	16-13	10-8	6
2005-06	George Mason	27-8	15-3	t-1 NCAA 4-1
2006-07	George Mason	18-15	9-9	5
2007-08	George Mason	23-11	12-6	2 NCAA 0-1
2008-09	George Mason	22-11	13-5	2 NIT 0-1
2009-10	George Mason	17-15	12-6	4 CIT 0-1
2010-11	George Mason	27-7	16-2	1 NCAA 1-1
2011-12	Miami	20-13	9-7	t-4 NIT 1-1
2012-13	Miami	29-7	15-3	1 NCAA 2-1
2013-14	Miami	17-16	7-11	10
2014-15	Miami	25-13	10-8	6 NIT 4-1
	Overall	561-383	307-193	14-15

WINNINGEST COACHES All-Time - as of Oct. 1, 2015

	Name	Total Wins
1	Mike Krzyzewski	1018
2	Jim Boeheim	966
3	Bob Knight	902
4	Dean Smith	879
5	Adolph Rupp	876
6	Jim Calhoun	873
7	Jim Phelan	830
8	Eddie Sutton	806
9	Lefty Driesell	786
10	Lute Olson	780
11	Lou Henson	779
12	Cliff Ellis	770
13	Bob Huggins	765
14	Ed Diddle	759
15	Henry Iba	755
16	Roy Williams	750
17	Phog Allen	746
18	Rollie Massimino	745
19	John Chaney	741
20	Bo Ryan	740
21	Jerry Tarkanian	729
22	Norm Stewart	729
23	Ray Meyer	724
24	Rick Pitino	722
25	Don Haskins	719
26	Rick Byrd	711
27	Jerry Slocum	699
28	Mike Montgomery	677
29	Denny Crum	675
30	Gary Williams	668
31	John Wooden	664
32	Larry Hunter	664
33	Ralph Miller	657
34	Tom Penders	649
35	Gene Bartow	647
36	John Beilein	642
37	Billy Tubbs	641
38	Homer Drew	640
39	Marv Harshman	637
40	Hugh Durham	633
41	Norm Sloan	624
42	Stew Morrill	620
43	Ben Braun	615
44	Rick Barnes	604
45	Slats Gill	599
46	Tom Davis	598
47	Abe Lemons	597
48	John Thompson	596
49	John Calipari	593
50	Guy Lewis	592
51	Bobby Cremins	579
52	Pat Douglass	573
53	Eldon Miller	568
54	Davey Whitney	566
55	Gale Catlett	565
56	Gary Colson	563
T57	Jim Larranaga	561
T57	Lon Kruger	561
59	John Kresse	560
60	Bill Self	559
61	Tony Hinkle	558
62	Glenn Wilkes	551

PROGRAM-CHANGING COACH JIM LARRAÑAGA

SINCE THE ARRIVAL OF COACH JIM LARRAÑAGA IN 2011-12 ...

(only includes teams while in the ACC, not with previous conference affiliations)

- Miami has the fourth-most ACC wins (41) in league play, behind Duke (55), Virginia (52) and North Carolina (50).
- Miami has 29 overall road wins, the most in the conference, leading 28 from North Carolina and Virginia and 26 from Duke.
- Miami has the fourth-most ACC road wins (19) in league play, behind Duke (24), North Carolina (23) and Virginia (21).
- Miami is tied for fourth-most ACC home wins (22), behind Duke and Virginia (31), North Carolina (27) and tied with Florida State and NC State (22).
- Miami is 7-5 combined against Duke (3-2) and North Carolina (4-3).
- Won at Cameron Indoor Stadium twice. Dealt Duke two of its five overall, and three ACC, losses by 16-plus points. Scored 90 points against Duke twice. Dealt Duke its last two regular-season losses by 16-or-more points: 27 (90-63) on Jan. 23, 2013 at Miami, and 16 (90-74) on Jan. 13, 2015 at Duke.
- Miami is one of four schools with six or more wins in the ACC Tournament: North Carolina 7, NC State 7, Miami 6, Florida State 6.
- Miami is one of six ACC schools with a winning record in the NCAA tournament: Duke, Louisville, Miami, North Carolina, NC State, Notre Dame.
- Miami's seeds in the ACC Tournament have been No. 1, No. 6 (2x) and No. 10.
- Miami is one of 10 ACC teams to make an NCAA tournament appearance.
- Miami is one of five ACC teams to make an NIT appearance.
- One ACC Coach of the Year, one ACC Player of the Year, ACC Defensive Player of the Year, one ACC Tournament MVP, four ACC All-Tournament, one first-team All-ACC, one second-team All-ACC, three third-team All-ACC, five honorable mention All-ACC, one ACC All-Rookie Team and four ACC All-Defensive Team selections.
- Miami has the most lopsided win over Duke (27 points) and second-most lopsided wins over Boston College (27 points), North Carolina (26 points) and Florida State (24 points) of any ACC team.
- Miami has won eight ACC games by 20 or more points: Boston College (27, 22, 22 and 21), Duke (27), North Carolina (26), Florida State (24) and Virginia Tech (24).
- All 16 seniors have earned academic degrees from UM: Garrius Adams, Raphael Akpejori, Rion Brown, Julian Gamble, Malcolm Grant, Justin Heller, Reggie Johnson, DeQuan Jones, Kenny Kadji, Donnavan Kirk, Sheldon McClellan, Trey McKinney Jones, Ryan Quigtar, Durand Scott, Erik Swoope and Joe Thomas.

In the four years prior to the arrival of Coach Larrañaga (2007-11)

- Miami posted the ninth-most ACC wins (25) in the league, just ahead of Virginia (21), Georgia Tech (21) and NC State (20).
- Miami recorded 83 overall wins, tied for sixth-most in the ACC.
- Miami was 1-12 combined against Duke and North Carolina.
- Miami's seeds in the ACC Tournament were No. 5, No. 9 (2x) and No. 12.
- Miami was one of nine ACC teams to play in the NCAA Tournament.
- Miami was one of seven ACC teams to play in the NIT.
- Miami had two first-team All-ACC, one third-team All-ACC, one honorable mention All-ACC, one ACC All-Rookie Team and one ACC Tournament Team selection.

THE 2012-13 NCAA SWEET 16 SEASON

- 2013 ACC Regular Season Champions
- 2013 ACC Tournament Champions
- Ranked No. 2/2 - Miami's program high - Feb. 18, 2013
- No. 1 seed in 2013 ACC Tournament
- No. 2 seed in 2013 NCAA Tournament
- Won school record 29 games
- Won 15 ACC games
- 14-game win streak (tied 1946-47 & 2001-02) from Jan. 2 - Feb. 19, 2013
- 13-0 start in conference play, topping school-best nine ACC victories, which was set in 2011-12
- Sophomore Shane Larkin selected No. 18 in the 2013 NBA Draft by Atlanta Hawks, then traded to Dallas Mavericks
- Defeated No. 1 Duke, 90-63, on Jan. 23, 2013 in Coral Gables
- Defeated Duke for the second time in 12 months, at both Cameron Indoor Stadium and the BankUnited Center
- First team to beat Duke and UNC by 20+ points in the same season since Maryland in '74-75 season
- First team to beat Duke and UNC by 25+ points since the start of ACC play in 1953
- Defeated three teams in The Triangle in the same season: UNC, Duke & NC State
- Defeated three teams in the Top 20 for the first time since joining the ACC - the last time was in 1999-00
- All six seniors from 2012-13 championship season earned academic degree from UM: Garrius Adams, Julian Gamble, Reggie Johnson, Kenny Kadji, Trey McKinney Jones, Durand Scott

THE 2014-15 NIT RUNNER-UP SEASON

- Played in championship game of the NIT, against Stanford, in Madison Square Garden
- Only team to defeat 2015 national champion Duke on its home court.
- Snapped Duke's 19-game ACC home game winning streak at Cameron Indoor Stadium.
- Ended Duke's 41-game home winning streak, the longest active streak in Division I.
- Snapped Florida's 33-game home winning streak at the Stephen C. O'Connell Center, which was the third-longest in the country, behind 34 from both Duke and Stephen F. Austin.
- Ended Florida's 25-game home non-conference winning streak at the Stephen C. O'Connell Center.
- Miami's 90 points scored against Duke in 2015 were the most points scored by an unranked opponent in a regulation win in Cameron Indoor Stadium since NC State's 96 points on Feb. 23, 1983.
- Handed Duke the most lopsided loss (16 points) an unranked visitor has handed to a ranked Blue Devil team in the ACC era.
- Defeated three 500-win coaches in Mike Krzyzewski, Jim Boeheim and Billy Donovan.
- Defeated a pair of Top 8 teams in the same season, both on the road: No. 6/7 Florida and No. 4 Duke.
- Won two true road games against ranked opponents for the first time since 1998-99: No. 6/7 Florida and No. 4 Duke.
- First team to defeated Duke and Syracuse on the road in the same season since the 1983-84 season (UNC).



HEAD COACH LARRAÑAGA VS. OPPONENTS ALL-TIME (1977-PRES.)

School	Record	First Meeting	Last	School	Record	First Meeting	Last	School	Record	First Meeting	Last
Akron	12-3	1986	11/21/2014	Heidelberg	4-0	1986	1995	Quinnipiac	1-1	1977	1978
Alabama	1-0	3/21/2015	3/21/2015	Hofstra	11-8	1/14/2002	2/2/2011	Radford	4-1	12/10/2005	11/24/2010
Alabama State	1-0	1990	1990	Holy Cross	2-0	12/27/2005	12/21/2006	Richmond	5-5	1/28/1998	3/24/2015
American	11-0	1/17/1998	12/5/2005	Howard	3-0	11/18/1997	11/14/2014	Rider	1-1	1992	12/11/1999
Amherst	1-1	1977	1978	Illinois	2-0	3/24/2013	12/2/2014	Rutgers	1-0	11/15/2011	11/15/2011
Appalachian State	1-0	12/30/2011	12/30/2011	Indiana	1-1	1995	11/22/2009	Sacred Heart	1-3	1977	1978
Arizona	0-1	12/23/2012	12/23/2012	Indiana State	0-1	12/25/2012	12/25/2012	Santa Clara	0-1	12/29/2000	12/29/2000
Arizona State	1-0	12/1/2013	12/1/2013	Iona	2-0	11/29/2003	12/22/2004	Savannah State	2-0	12/19/2013	12/8/2014
Arkansas State	0-1	1988	1988	IPFU	1-0	11/11/2004	11/11/2004	Siena	2-4	1977	1990
Army	1-0	1991	1991	Jacksonville	2-0	1989	11/16/2012	South Alabama	1-0	11/28/2014	11/28/2014
Assumption	0-2	1977	1978	James Madison	26-7	1995	2/12/2011	South Carolina	1-0	11/25/2007	11/25/2007
Austin Peay	1-0	3/19/2004	3/19/2004	Kansas State	1-0	11/22/2007	11/22/2007	Southern Connecticut	2-1	1977	1978
Ball State	8-15	1986	1997	Kean	1-0	1978	1978	Southern Illinois	0-2	12/8/2001	11/24/2002
Bentley	0-2	1977	1978	Kent State	14-13	1986	1996	Southwest Missouri	1-0	1996	1996
Boston College	8-0	1/29/2012	2/15/2015	Kentucky	1-0	1988	1988	Springfield	1-3	1977	1978
Boston University	0-2	1987	1998	La Salle	2-0	1/2/2013	12/22/2013	St. Anselm's	2-0	1977	1978
Brandeis	1-1	1977	1978	Liberty	4-1	12/30/2007	12/11/2010	St. Bonaventure	2-0	12/23/2003	12/28/2004
Bridgeport	1-1	1977	1978	Louisiana Tech	0-1	1991	1991	St. Francis Brooklyn	0-2	12/2/1997	11/8/13
Brown	1-0	11/17/2008	11/17/2008	Louisville	0-2	2/3/2015	2/21/2015	St. John's	0-1	1994	1994
Bucknell	1-2	1/23/1999	1/3/2001	Lowell	1-0	1978	1978	St. Joseph's	0-1	3/12/2002	3/12/2002
Butler	2-0	1989	1990	Loyola (Md.)	4-0	1993	12/30/13	St. Michael's	1-1	1977	1978
Cal State Fullerton	1-0	11/29/2013	11/29/2013	Manhattan	2-0	2/19/2005	11/26/2005	St. Peter's	1-1	1990	1991
Canisius	1-1	1986	1986	Marquette	0-1	3/28/2013	3/28/2013	Stanford	0-1	4/2/2015	4/2/2015
Central Connecticut	1-2	1977	1978	Maryland	2-6	12/27/1999	1/29/2014	Stetson	1-0	11/9/2012	11/9/2012
Central Michigan	12-12	1986	1996	Massachusetts	3-0	1977	12/1/2012	Syracuse	1-3	1995	1/24/2015
Charleston	2-3	11/25/1997	12/30/2014	McNeese State	1-1	12/18/2003	12/30/2004	Temple	1-0	3/31/2015	3/31/2015
Charlotte	5-0	11/18/2010	11/25/2014	Memphis	0-2	11/13/2004	12/6/2011	Tennessee	1-0	3/17/2004	3/17/2004
Cincinnati	0-1	1989	1989	Merrimack	2-0	1977	1978	Tennessee Tech	1-0	11/11/2011	11/11/2011
The Citadel	1-0	1995	1995	Miami	10-16	1986	1986	Texas	0-1	1986	1986
Clemson	4-1	1/18/2012	2/8/2015	Miami (Ohio)	1-1	12/22/2000	11/19/2001	Texas Southern	1-0	11/14/13	11/14/13
Cleveland State	2-4	1986	1992	Michigan	0-2	1986	1987	Tiffin	3-0	1993	1996
Coastal Carolina	2-0	12/4/1999	12/20/2000	Michigan State	4-3	1988	11/28/2012	Toledo	17-10	1986	1996
Colgate	1-0	1996	1996	Minnesota	0-1	3/19/2012	3/19/2012	Towson	17-0	1/5/2002	1/27/2011
Connecticut	1-0	3/26/2006	3/26/2006	Mississippi	1-1	12/1/2001	11/30/2002	Tulane	1-1	12/22/2008	11/28/2009
Coppin State	4-0	11/27/1999	12/4/2004	Mississippi State	2-1	1996	1996	UC Irvine	1-0	11/10/2005	11/10/2005
Creighton	1-3	11/22/2005	12/12/2009	Monmouth	1-0	1978	1978	UCF	1-1	12/18/2012	11/21/2013
Dartmouth	1-0	11/15/2009	11/15/2009	Morehead State	2-0	11/21/2003	12/30/2004	UMBC	1-0	12/12/1999	12/12/1999
Davidson	1-1	1986	1987	Mount St. Mary's	1-0	11/25/2008	11/25/2008	Valparaiso	1-0	3/14/2012	3/14/2012
Dayton	1-3	11/17/2007	12/29/2010	Nebraska	1-3	1990	12/4/2013	Vanderbilt	0-1	1992	1992
Defiance	7-0	1987	1995	New Haven	1-1	1977	1978	VCU	14-15	1/10/1998	3/6/2011
Delaware	18-6	11/23/1999	1/24/2011	New Mexico	0-1	11/13/2000	11/13/2000	Vermont	2-0	11/9/2007	11/15/2008
Detroit	4-7	1987	11/24/2012	New Orleans	0-1	12/20/1997	12/20/1997	Villanova	1-3	11/16/1998	3/18/2011
Drexel	13-6	12/21/1999	11/20/2014	Niagara	2-0	11/17/2001	12/7/2002	Virginia	1-4	11/22/1997	1/3/2015
Duke	3-3	12/9/2006	1/13/2015	Norfolk State	1-0	2/1/2014	2/1/2014	Virginia Tech	7-2	2/9/2012	3/11/2015
Duquesne	4-1	12/31/2001	12/22/2010	North Adams	2-0	1977	1978	VMI	1-0	12/22/2009	12/22/2009
East Carolina	10-2	1/3/1998	11/22/2008	North Carolina	5-4	12/7/2003	2/28/2015	Wagner	1-0	1987	1987
Eastern Kentucky	0-2	1987	12/19/2014	NC Central	1-0	3/17/2015	3/17/2015	Wake Forest	2-3	11/25/2005	2/11/2015
Eastern Michigan	10-15	1986	1996	UNC Greensboro	1-0	1/2/2012	1/2/2012	West New England	2-0	1977	1978
Fairfield	1-3	11/21/1998	3/16/2010	NC State	4-5	11/19/2010	1/22/2015	West Virginia	0-2	1997	12/10/2011
Florida Atlantic	2-0	11/27/2010	12/17/2011	UNC Wilmington	19-15	1/5/1998	12/4/2010	Western Kentucky	1-1	1990	1991
FGCU	1-1	11/22/2011	11/13/2012	Northeastern	10-6	1977	2/24/2011	Western Michigan	14-8	1986	1996
Findlay	4-2	1986	1993	North Florida	1-0	11/19/2011	11/19/2011	Westfield State	4-0	1977	1978
Florida	1-1	4/1/2006	11/17/2014	Northern Illinois	2-1	1995	1997	Wichita State	2-1	2/18/2006	11/18/2006
FIU	2-0	11/27/2006	12/21/2007	Northern Iowa	1-0	2/19/2011	2/19/2011	William & Mary	19-6	1/21/1998	1/29/2011
Florida State	5-4	2/11/2012	2/25/2015	Notre Dame	1-3	3/20/2008	3/12/2015	Winthrop	1-0	12/28/2001	12/28/2001
Florida Southern	1-0	11/3/2011	11/3/2011	Ohio	6-3	1988	1996	Wisconsin	0-1	1990	1990
Fordham	0-1	12/30/2000	12/30/2000	Ohio State	1-3	1986	3/20/2011	Wofford	0-1	11/21/2010	11/21/2010
George Washington	1-4	12/28/1997	11/28/2013	Ohio University	10-9	1986	1994	Worc. Poly. Tech.	1-0	1977	1977
Georgia Southern	2-0	1993	11/11/13	Old Dominion	16-14	1/14/1998	2/5/2011	WPI	0-1	1978	1978
Georgia State	8-2	12/2/2005	3/5/2011	Ole Miss	0-1	11/25/2011	11/25/2011	Wright State	5-1	1987	1996
Georgia Tech	4-3	11/20/2009	1/28/2015	Oregon	0-1	3/23/2004	3/23/2004	Xavier	0-2	1988	1989
Grambling	1-0	1986	1986	Pacific	1-0	3/22/2013	3/22/2013	Youngstown State	4-0	1988	1989
Green Bay	0-3	1993	12/6/2014	Penn State	1-5	1991	3/17/2009				
Hampton	3-1	12/21/2005	11/24/2010	Pittsburgh	1-2	12/28/2002	3/4/2015				
Hartford	2-2	1977	12/4/2003	Portland	2-0	1994	11/20/1998				
Harvard	1-0	11/13/2010	11/13/2010	Providence	0-2	1989	12/22/2014				
Hawaii	1-0	12/22/2012	12/22/2012	Purdue	1-1	1996	11/29/2011				

COACHES

COACH L VS. OPPONENTS WHILE AT MIAMI \ VS. ACC OPPONENTS AT MIAMI

COACHES

School	Record	First Meeting	Last
Akron	1-0	11/21/14	11/21/14
Alabama	1-0	03/21/15	03/21/15
Appalachian State	1-0	12/30/11	12/30/11
Arizona	0-1	12/23/12	12/23/12
Arizona State	1-0	12/01/13	12/01/13
Boston College	8-0	01/29/12	02/15/15
Cal State Fullerton	1-0	11/29/13	11/29/13
Charlotte	4-0	12/22/11	11/25/14
Clemson	4-1	01/18/12	02/08/15
College of Charleston	2-0	11/18/13	12/30/14
Detroit	1-0	11/24/12	11/24/12
Drexel	1-0	11/20/14	11/20/14
Duke	3-2	02/05/12	01/13/15
Eastern Kentucky	0-1	12/19/14	12/19/14
Florida Atlantic	1-0	12/17/11	12/17/11
FGCU	1-1	11/22/11	11/13/12
Florida	1-0	11/17/14	11/17/14
Florida State	5-4	02/11/12	02/25/15
George Washington	0-1	11/28/13	11/28/13
Georgia Tech	4-2	01/24/12	01/28/15
Georgia Southern	1-0	11/11/13	11/11/13
Green Bay	0-1	12/06/14	12/06/14
Hawaii	1-0	12/22/12	12/22/12
Howard	1-0	11/14/14	11/14/14
Illinois	2-0	03/24/13	12/02/14
Indiana State	0-1	12/25/12	12/25/12
Jacksonville	1-0	11/16/12	11/16/12
La Salle	2-0	01/02/13	12/22/13
Louisville	0-2	02/03/15	02/21/15
Loyola (MD)	1-0	12/30/13	12/30/13
Marquette	0-1	03/28/13	03/28/13
Maryland	2-2	02/01/12	01/29/14
Massachusetts	2-0	12/03/11	12/01/12
Memphis	0-1	12/06/11	12/06/11
Michigan State	1-0	11/28/12	11/28/12
Minnesota	0-1	03/19/12	03/19/12
Nebraska	0-1	12/04/13	12/04/13
North Carolina	4-3	01/10/12	02/28/15
NC Central	1-0	03/17/15	03/17/15
NC State	4-4	01/22/12	01/22/15
Norfolk State	1-0	02/01/14	02/01/14
North Florida	1-0	11/19/11	11/19/11
Notre Dame	1-2	02/19/14	03/12/15
Ole Miss	0-1	11/25/11	11/25/11
Pacific	1-0	03/22/13	03/22/13
Pittsburgh	1-1	02/05/14	03/04/15
Providence	0-1	12/22/14	12/22/14
Purdue	0-1	11/29/11	11/29/11
Richmond	1-0	03/24/15	03/24/15
Rutgers	1-0	11/15/11	11/15/11
Savannah State	2-0	12/19/13	12/08/14
South Alabama	1-0	11/28/14	11/28/14
Stanford	0-1	04/02/15	04/02/15
Stetson	1-0	11/09/12	11/09/12
St. Francis Brooklyn	0-1	11/08/13	11/08/12

School	Record	First Meeting	Last
Syracuse	1-2	01/04/14	01/24/15
Temple	1-0	03/31/15	03/31/15
Tennessee Tech	1-0	11/11/11	11/11/11
Texas Southern	1-0	11/14/13	11/14/13
UCF	1-1	12/18/12	11/21/13
UNCG	1-0	01/02/12	01/02/12
Valparaiso	1-0	03/14/12	03/14/12
Virginia	1-3	01/07/12	01/03/15
Virginia Tech	7-2	02/09/12	03/11/15
Wake Forest	2-2	02/18/12	02/11/15
West Virginia	0-1	12/10/11	12/10/11

ACC School	Record	First Meeting	Last
Boston College	8-0	01/29/12	02/15/15
Clemson	4-1	01/18/12	02/08/15
Duke	3-2	02/05/12	01/13/15
Florida State	5-4	02/11/12	02/25/15
Georgia Tech	4-2	01/24/12	01/28/15
Louisville	0-2	02/03/15	02/21/15
North Carolina	4-3	01/10/12	02/28/15
NC State	4-4	01/22/12	01/22/15
Notre Dame	1-2	02/19/14	03/12/15
Pittsburgh	1-1	02/05/14	03/04/15
Syracuse	1-2	01/04/14	01/24/15
Virginia	1-3	01/07/12	01/03/15
Virginia Tech	7-2	02/09/12	03/11/15
Wake Forest	2-2	02/18/12	02/11/15
<i>Previously in the ACC</i>			
Maryland	2-2	02/01/12	01/29/14

LARRAÑAGA'S MILESTONE VICTORIES

Victory	Date	Opponent	Score	School
50	02/10/88	Miami (Ohio)	65-59	Bowling Green
100	02/23/91	Kent State	84-57	Bowling Green
150	12/22/94	at Ohio State	59-50	Bowling Green
200	12/27/97	Northeastern	66-60	George Mason
250	12/20/00	Coastal Carolina	81-65	George Mason
300	12/02/03	East Carolina	76-65	George Mason
350	01/26/06	William & Mary	81-58	George Mason
400	02/27/08	William & Mary	68-59	George Mason
450	12/08/10	Loyola (Md.)	66-52	George Mason
500	01/05/13	Georgia Tech	62-49	Miami
550	01/24/15	at Syracuse	66-62	Miami

LARRAÑAGA'S CAREER RECORDS

School	Years	Overall	Conference
American International	1977-1979	27-26	none
Bowling Green	1986-1997	170-144	101-85
George Mason	1997-2011	273-164	165-79
<i>Miami</i>	<i>2011-pres.</i>	<i>91-49</i>	<i>41-29</i>
Overall	31	561-383	307-193



COACHING STAFF



CHRIS CAPUTO

Associate Head Coach, Defensive Coordinator
Fifth Season
Westfield (Mass.) State, 2002

Chris Caputo joined the University of Miami men's basketball program in April of 2011.

Caputo enters his fifth season with the Hurricanes and his 14th season on head coach Jim Larranaga's staff. He worked 11 seasons as an assistant coach, his primary responsibilities included recruiting and scouting the opposition, and in May 2015 was elevated to associate head coach at Miami.

After a 20-11 mark in the regular season, the 2014-15 Hurricanes went on to win four-straight postseason games, earning a spot in the NIT Championship game in Madison Square Garden. Miami's 25 wins are the second-most in program history, behind UM's 29 in 2012-13. In January, the Canes downed eventual national champion then-No. 4 Duke, 90-74, at Cameron Indoor Stadium, the only team to defeat Duke at home this season. Miami also defeated No. 8/7 Florida and Syracuse on their home courts, two of Miami's 10 regular season wins away from home. With primary duties of handling the scout for all opponents, Caputo led Miami to fourth in the ACC in scoring defense (63.2 ppg). Under the tutelage of Caputo, junior forward Tonye Jekiri was named to the All-ACC Defensive Team and along with classmates Sheldon McClellan and Angel Rodriguez, all three were honorable mentions to the All-ACC team.

With no starters returning from the 2013 ACC Championship squad, the Hurricanes finished the 2013-14 season No. 11 in scoring defense and No. 39 in field goal defense in the NCAA. Caputo helped guide Miami to its seventh-consecutive winning season, taking five of the last eight games. The Canes finished the 2013-14 season 17-16 (7-11 ACC), with five overtime contests and 13 games decided by five points or less, despite returning only 13 percent and 15 percent of the team's scoring and rebounding, respectively. Led by five seniors, Miami's defense was among the best in the conference, finishing second in field goal defense (40.7%) and third in scoring defense (59.6 ppg). Five Hurricane seniors graduated from the hoops program for the second-straight year.

Caputo and the Hurricanes posted an historic season in 2012-13, winning the ACC regular season and tournament championships, then playing in the Sweet 16 after earning a No. 2 seed in the NCAA tournament. Miami was ranked as high as No. 2 in the country this season, winning 29 total games, including 15 in ACC play. He helped lead Miami to four 20+ point wins over ACC opponents, including a 27-point rout of No. 1 Duke and victories against North Carolina (+26), Florida State (+24) and Boston College (+22).

The team's scout-team coordinator, Caputo coached the Canes to top 50 national rankings in turnovers per game (12th), scoring margin (33rd), scoring defense (39th) and field goal percentage defense (48th). He also helped Miami to 10 road wins, and a 14-1 mark at home with his intricate knowledge of opponents' tendencies and styles.

Caputo worked daily with All-American and ACC Player of the Year Shane Larkin, as well as ACC Defensive Player of the Year Durand Scott and All-ACC performer Kenny Kadji. Larkin, the Lute Olson National Player of the Year, was also ACC Tournament MVP and was a finalist for the Bob Cousy, Naismith and John R. Wooden awards. Larkin left UM after his sophomore season to enter the 2013 NBA Draft.

All six seniors on the Sweet 16 team earned academic degrees from the University of Miami and one player was listed on the All-ACC Academic Team.

After his first season as an assistant coach with the Hurricanes, Caputo was already able to look back at a year that was filled with memorable accomplishments. With his assistance, the team recorded nine ACC wins, amounting to a winning record in conference play for the first time since the program joined the ACC for the 2004-05 campaign. The Canes ultimately tied for fourth in the league standings, the then-highest the team ever finished in the ACC. Although Miami had some quality wins throughout the regular season, the team's 1-1 record in the ACC Tournament was not enough to get UM to the NCAA Tournament. Instead the team bested Valparaiso in the NIT, before losing to the eventual NIT Championship runner-up, Minnesota.

Undoubtedly, one of the highlights of the entire season was when Miami beat No. 7/5 Duke at Cameron Indoor Stadium on Feb. 5, 2012, to earn the program's first ever away victory over the Blue Devils. UM's Reggie Johnson led the team to 78-74 overtime win, scoring 27 points and snagging 12 boards. As a result, the Canes earned themselves national recognition by getting their first votes in the AP Poll since 2010. The Hurricanes then defeated rival FSU, ranked No. 15/16 at the time, in front of a raucous UM crowd at the BankUnited Center. The victory was UM's first over the Seminoles since 2009.

Individually, Kenny Kadji, Durand Scott and Shane Larkin stood out by receiving a variety of honors: Kadji was chosen for the All-ACC Third Team, Scott was recognized as an All-ACC honorable mention performer and Larkin was voted onto the ACC All-Freshman squad.

Caputo played a major role in George Mason's run to the Final Four in 2006, putting together scouting reports to prepare the Patriots as they played nationally-ranked teams and future NBA players in nearly every round.

He also helped lead the Patriots to the postseason for a Mason-record four-straight seasons -including NCAA berths in 2008 and 2011. In 2011, the team defeated Villanova to advance to the third round of the NCAA Tournament, earned a regular-season CAA title and posted a school-record tying 27 wins. In 2009, he helped Mason to an NIT bid and its second-straight 20-win season, and in 2008, Caputo helped the Patriots to their second-highest win total in school history as they beat nationally-ranked Kansas State and won the CAA title for the first time since 2001.

Caputo has gained national and local attention as one up the up-and-coming coaches in the nation. In 2014, *Sports Illustrated* mentioned Caputo as one of the top 20 assistants ready to make the jump to a head coaching position, and as an assistant at Mason, *HoopScoop.com* named him one of the Top 25 non-BCS assistant coaches in the nation. From 2010-2015, Caputo has attended the Villa 7 Consortium, an educational symposium and networking opportunity for some of the nation's top assistants. Locally, the city named Feb. 24, 2015 Chris Caputo Day in Coral Gables.

Prior to becoming an assistant coach, Caputo worked on Larranaga's staff as the video coordinator, coordinated the staff recruiting database and mailing system, as well as serving in other administrative capacities.

A native of Elmhurst, N.Y., Caputo is a 2002 graduate of Westfield (Mass.) State University with a degree in finance and economics. He was a four-year letterwinner as a point guard for the Division III Owls, and served as captain and earned the team's Outstanding Contributor Award as a senior. A 1998 graduate of Archbishop Molloy High School - Larranaga's alma mater - Caputo, too, played for legendary head coach Jack Curran.

Caputo and his wife Julie (Nissenbaum) welcomed their daughter, Lily, in August 2014.

CAPUTO FILE

PERSONAL

Hometown: Elmhurst, N.Y.
Education: Bachelor's in finance and economics, Westfield State University, 2002
Family: Wife: Julie; Daughter: Lily

COACHING EXPERIENCE

University of Miami: Associate Head Coach, 2015-present; Assistant, 2011-2015
George Mason: Assistant, 2002-2011

NCAA APPEARANCES

2006 - George Mason (Final Four)
2008 - George Mason
2011 - George Mason
2013 - Miami (Sweet 16)

NIT APPEARANCES

2004 - George Mason
2009 - George Mason
2012 - Miami
2015 - Miami (Runner Up)

PLAYING EXPERIENCE

Archbishop Molloy High School, 1994-98
Westfield State University, 1998-2002

HONORS

Chris Caputo Day in the City of Coral Gables, Feb. 24, 2015
Top 20 Assistants Ready for First Head Coaching Job, *Sports Illustrated*, 2014
Top 25 Non-BCS Assistant Coach, *HoopScoop.com*, 2008

PROMINENT PLAYERS COACHED

Shane Larkin - Miami
Kenny Kadji - Miami
Durand Scott - Miami
Ryan Pearson - George Mason
Julian Gamble - Miami
Trey McKinney Jones - Miami
Luke Hancock - George Mason

COACHING STAFF



JAMAL BRUNT

Assistant Coach, Offensive Coordinator
First Season
Randolph-Macon College, 2003

Jamal Brunt joined the University of Miami men's basketball staff in April of 2015.

Brunt came to Coral Gables, Fla., after 10 years on the staff with the Richmond Spiders. Beginning in 2005 as Director of Operations, Brunt was promoted to an assistant coach in 2007 and associate head coach in 2013.

The Baltimore native helped guide Richmond to six postseason appearances, five 20-win seasons and final national rankings of No. 24 in 2009-10 and No. 21 in 2010-11. After winning their first Atlantic 10 Championship in 2010-11, the Spiders advanced to the NCAA Sweet 16, and in 2015, Brunt helped Richmond earn a top-four seed in the National Invitation Tournament, falling to eventual runner-up Miami in the quarterfinals.

In the last eight seasons, Brunt and the Spiders defeated 12 nationally-ranked opponents, and Richmond defeated 13 of its last 28 BCS opponents under Brunt's tutelage. From 2009-14, Richmond had more league wins than any other current Atlantic 10 school, averaging 21.5 wins over that span.

In addition to on-court coaching, Brunt was responsible for scheduling that led to the Spiders being a consistent top-100 RPI team and led to an NCAA Tournament at-large bid in 2010. Richmond finished in the top-100 of the RPI in five of the last six seasons, including ending the year 25th in 2010 and 41st in 2011.

In his six seasons as an assistant, Brunt was integral in signing some of the most highly touted recruits in school history, beating out BCS programs in the process. In 2011 Richmond's Justin Harper was selected 32nd overall in the NBA Draft by the Cleveland Cavaliers, then was traded to the Orlando Magic, which he played for during the 2011-12 season. Brunt also mentored Spider student-athletes in academics, helping the men's basketball team achieve its highest GPA on record.

Before joining the Spiders basketball staff in the summer of 2005, Brunt was an assistant coach at his alma mater, Randolph-Macon, for the 2003-04 and 2004-05 seasons. At Randolph-Macon, Brunt was involved in all aspects of coaching, including player development, recruiting, monitoring academics, film exchange and breakdown, opponent scouting and on-court coaching.

Brunt received a bachelor's degree in international relations with a concentration in business economics from Randolph-Macon in 2003. He is married to the former Erica Glasper. The couple has a daughter, Peyton.

BRUNT FILE

PERSONAL

Hometown: Baltimore, Md.
Education: Bachelor's in international relations, business economics concentration
Randolph-Macon College (Va.), 2003
Family: Wife: Erica (Glasper)
Daughter: Peyton

COACHING EXPERIENCE

University of Miami: Assistant Coach, 2015-present
Richmond: Associate Head Coach, 2013-15
Assistant Coach, 2007-2013
Director of Operations, 2005-07
Randolph-Macon: Assistant Coach, 2003-05

NCAA APPEARANCES

2010 - Richmond
2011 - Richmond

NIT APPEARANCES

2015 - Richmond

PLAYING EXPERIENCE

Randolph-Macon, 1999-2003



COACHING STAFF



ADAM FISHER

Assistant Coach, Scout Coordinator
First Season as Assistant, Third at Miami
Penn State, 2006; Villanova, 2009

Adam Fisher, in his third season at the University of Miami, was promoted to assistant coach in May 2015 after spending two years as the director of basketball operations for the Hurricanes. He joined the hoops staff in June 2013. He is also the camp director for the Jim Larrañaga Basketball Camps.

In 2014-15 Fisher saw the Canes post 25 wins, the second-most in program history, and earn a spot in the NIT Championship game in Madison Square Garden. Miami finished the season sixth in the ACC after being projected to finish 10th, the fourth-straight year the Canes exceeded preseason expectations. UM was 20-11 in the regular season, highlighted by a 16-point win over eventual national champion, and then-No. 4 Duke at Cameron Indoor Stadium, the only team to defeat the Blue Devils at home that year. Miami also defeated both No. 8/7 Florida and Syracuse on their home courts, two of Miami's 10 regular season wins away from home.

Fisher came to Miami after spending two seasons at Penn State. Promoted to Director of Player Development in 2012, Fisher served as video coordinator in his first season upon returning to his alma mater in 2011.

Fisher served the previous two seasons as director of basketball operations at Boston University, helping the Terriers to back-to-back 21-win seasons and postseason appearances both years. The Terriers went 21-14 in 2010-11, winning the America East Conference Championship and advancing to their first NCAA Tournament since 2002. The Terriers also went 21-14 in 2009-10 and earned a CBI tournament berth, reaching the semifinals.

Fisher worked as a graduate manager for Villanova from 2007-09, while working on his master's degree in education leadership, which he earned in 2009. Fisher worked under two-time Big East Coach of the Year Jay Wright at Villanova, serving as an assistant recruiting coordinator while helping in film exchange with opponents and conference members. During his time at Villanova, the Wildcats reached the Sweet 16 in 2008 and then won the East Regional in 2009 to advance to the Final Four with a school-record 30 wins.

At Villanova, Fisher also assisted the director of basketball operations and worked as the assistant camp coordinator in the summers of 2007 and 2008. When Wright was named the head coach of the 2007 U.S. Pan America team, Fisher assisted him and the squad with various duties during tryouts and the preliminary rounds.

The Jamison, Pa., native graduated from Penn State with a bachelor's degree in kinesiology in 2006. Fisher worked for three seasons as head student manager and then one season as a graduate manager. He assisted with player workouts, handled administrative duties and helped with team travel.

FISHER FILE

PERSONAL

Hometown Jamison, Pa.
Education Bachelor's in kinesiology, Penn State, 2006
Master's in education leadership, Villanova, 2009

COACHING EXPERIENCE

University of Miami Assistant, 2015-present
Director of Operations, 2013-15
Penn State Director of Player Development, 2012-13
Video Coordinator, 2011-12
Boston University Director of Operations, 2009-11
Villanova Graduate manager, 2007-09
Penn State Student Manager, 2002-06

NCAA APPEARANCES

2008 - Villanova (Sweet 16)
2009 - Villanova (Final Four)
2011 - Boston University

NIT APPEARANCES

2015 - Miami (Runner Up)

STAFF



JAMES JOHNSON

**Director of Operations, First Season
Ferrum, 1993**

James Johnson joined the University of Miami basketball program as the team's director of basketball operations in June of 2015.

Johnson, who was on Larrañaga's staff for two seasons at George Mason University, including the historic NCAA Final Four run in 2006, comes to Miami after seven seasons on staff at fellow Atlantic Coast Conference school Virginia Tech, where he was the head coach for two seasons after five years as an assistant coach.

In 2012-13, Johnson began his first season as head coach at Virginia Tech with a 7-0 record, the best start for the Hokies since the 1982-83 season. In December of 2012, VT defeated Iowa in the ACC-Big Ten Challenge, then in the very next outing, downed No. 15 Oklahoma State in Cassell Coliseum, earning the new coach a victory in his first game against a nationally-ranked team.

That season senior guard Erick Green became the first Hokie to be named the Atlantic Coast Conference Player of the Year (ACSM) and to lead the nation in scoring. Green, the 46th pick in the 2013 NBA Draft, is currently in his third season with the Denver Nuggets. Two Hokies, Jarell Eddie and Christian Beyer, were named to the All-ACC Academic team.

Johnson spent the previous five seasons on the staff at Virginia Tech as an assistant coach from 2007-2011, before being promoted to associate head coach prior to the 2011-12 season. In those five years, Johnson helped head coach Seth Greenberg to a 103-67 mark. On April 13, 2012 Johnson accepted an assistant coach position at Clemson, but on May 1, returned to Blacksburg, Va., to take over the reins of the men's basketball program.

Johnson joined the Hokies following two seasons as an assistant for Larrañaga at George Mason. While at Mason, he focused on organizing the team's defensive efforts in practice and games. The Patriots were a combined 45-23 in his two seasons and advanced to the 2006 NCAA Final Four. Before GMU, Johnson spent two seasons as an assistant coach at Penn State. Prior to Penn State, Johnson had a one-year stint as an assistant at the College of Charleston, when the Cougars won the Great Alaska Shootout, and he spent two years as an assistant at Elon.

Johnson was a four-year player and three-year starter at Ferrum College. A three-time conference defensive player of the year, he helped guide his team to two conference championships and a berth in the NCAA Division III Tournament. He was also voted his team's most valuable player in 1993. In 2001, Johnson was selected as one of the Top 10 players in Ferrum basketball history. In September of 2009, Johnson was elected into the Ferrum College Athletic Hall of Fame.

After graduating from Ferrum with a bachelor of science in psychology in 1993, he immediately stepped into the coaching ranks at his alma mater and served as an assistant for two seasons. Johnson helped guide the Panthers to a regular-season conference title.

In 1995, Johnson moved on to Longwood College as an assistant and then spent one year at Hargrave Military Academy, where he worked with the post-graduate team. In 1997, he began a three-year run as an assistant at Old Dominion, where he helped coach Cal Bowdler, the 17th pick in the 1999 NBA Draft.

Johnson is a member of the National Association of Basketball Coaches (NABC), and in March 2001, Rivals.com named Johnson one of the Top 20 Assistant Coaches at Mid-Major Division I Schools.



JAIME VATHIELIL

**Assoc. Director of Operations, Fifth Season
Florida, 2007**

Jaime Vathielil enters his fifth season with the University of Miami Hurricanes as associate director of basketball operations for head coach Jim Larrañaga. His primary responsibilities include opponent scouting, self-scouting, basketball analytics analysis, video coordination, basketball operations and coaching during summer camps.

Vathielil has assisted the Hurricanes to 91 victories over four-straight winning seasons. During that time the program has won an ACC regular season and tournament championship, advanced to the NCAA Tournament Sweet 16, posted a program-record 29 wins in a season, had an NBA first round draft pick, and seen all of its seniors graduate.

In 2014-15, Miami finished with an overall record of 25-13 and played in the NIT championship game at Madison Square Garden. The Hurricanes were 10-8 in the ACC and defeated three nationally-ranked top 25 teams - at No. 7 Florida, vs. No. 24 Illinois and at No. 4 Duke. With the win at Duke, the eventual 2015 NCAA national champion, Miami ended Duke's home winning streak at 41 games, the longest active streak in the NCAA at the time. The win at Florida ended the Gators' 33-game home winning streak.

The 2013-14 Hurricanes returned zero starters from the previous season. Despite losing 87 percent of their scoring and 85 percent of their rebounding, the Canes were able to win 17 games. Miami accomplished this with a tenacious defense that was among the best in the ACC, finishing second in field goal percentage defense and third in scoring defense.

In 2012-13, Vathielil aided the Hurricanes during an historic season, winning the ACC regular season and tournament championships. The Canes earned a No. 2 seed in the NCAA Tournament and played their way into the Sweet 16. Miami was ranked as high as No. 2 in the country during the regular season, finishing with a 29-7 overall record and 15-3 record in ACC competition. The memorable season included four 20+ point wins over ACC opponents, including a 27-point rout of No. 1 Duke and victories against North Carolina (+26), Florida State (+24) and Boston College (+22). Miami was the first team to beat Duke and North Carolina by 25+ points in the same year since the start of ACC play in 1953. The season produced All-American and ACC Player of the Year Shane Larkin, as well as ACC Defensive Player of the Year Durand Scott and All-ACC performer Kenny Kadji. Larkin, named ACC Tournament MVP, was also the Lute Olson National Player of the Year. Larkin left Miami after his sophomore season for the 2013 NBA Draft and was selected in the first round with the 18th overall pick.

In Vathielil's first season on Coach Larrañaga's staff in 2011-12, the Canes won nine conference games en route to finishing fourth place in the ACC. It was the first time the team posted a winning record in the ACC since the program's first season in the league in 2004-05, and it was the highest the team had ever finished in the final regular season standings, resulting in an NIT postseason bid.

Prior to joining Coach Larrañaga's staff, Vathielil worked for the Miami Heat during the 2010-11 season as a seasonal video intern. He was responsible for breaking down opponent game video, scouting personnel tendencies, and completing video projects for the coaching and front office staff. The team won 58 games, finishing the regular season second in the Eastern Conference, and ultimately reached the 2011 NBA Finals.

Vathielil worked the summer of 2010 as a player development assistant at ATTACK Athletics in Chicago. There he assisted Tim Grover, Michael Jordan's and Dwyane Wade's longtime personal trainer, and Mike Procopio, among the top player development coaches in the country and strategic game management coach for Kobe Bryant, to train NBA, college, high school, and international basketball players. Vathielil also created video edits for the players of the skills and team concepts taught in workouts.

Prior to joining ATTACK Athletics, Vathielil worked on head coach Austin Ainge's coaching staff as a basketball operations intern for the Maine Red Claws during the 2009-10 season. Vathielil assisted with team practice, scouting opponents, individual player development, and preparation for the NBA Development League Draft. The team's 27 victories tied an NBA D-League record for wins by an expansion team.

Vathielil earned his master's of science in sport administration from the University of Miami in 2009. While working toward his degree, he was a graduate manager for the Hurricanes basketball team from 2007-09, assisting with video scouting, team practice, individual player development, statistical analysis and film exchange. In 2007-08, the program had one of its most successful seasons. The Hurricanes recorded 23 wins, finished a program-best fifth in the ACC at the time, and produced Miami's original first team All-ACC selection in Jack McClinton. The Canes returned to the national rankings and advanced to the second round of the NCAA tournament.

Vathielil was born in Chicago and raised in Miami. He is a graduate of the University of Florida, earning his bachelor's of science in business administration in 2007.



STAFF



JASON ROBEY

Associate Athletic Trainer, Second Season
Akron, 1996; Louisiana-Monroe, 2001

Jason Robey came to the University of Miami in October of 2014, following his eight years as the director of athletic training with the Appalachian State Mountaineers. He is an 18-year veteran in the sports medicine field including 12 years with Division I basketball.

Robey was the director of sports medicine at Hampton University from 2003-06. Prior to his stint at Hampton, Robey served as an athletic trainer at Rivier College in Nashua, N.H., and with a AAA independent professional baseball team.

In addition to his collegiate experience, Robey has spent three years working minor league hockey and two years with semi-professional football.

He holds bachelor's degrees in physical education and athletic training from the University of Akron (1996), a master's in exercise science/cardiac rehab from University of Louisiana Monroe (2001) and is a doctoral candidate at Rocky Mountain University of Health Professions (2016). Robey is a NATA-certified athletic trainer, NSCA-certified strength and conditioning specialist, and the first athletic trainer to be certified by the Postural Restoration Institute.



STEVE FELDE

Strength and Conditioning Coach, Third Season
Concordia University (Wis.), 2003

In May 2013, Steve Felde joined the University of Miami as an assistant strength and conditioning coach, focusing on Canes men's basketball and women's soccer.

Felde (pronounced Fel-dee) came to Miami after a year at Minnesota where he was the assistant director of strength and conditioning for the Gophers, who played in the third round of the 2013 NCAA men's basketball tournament. In that position he oversaw all aspects of men's basketball weight lifting, plyometric and conditioning programs. He also monitored nutritional needs for basketball student-athletes and implemented strength programs for men's and women's hockey, men's swimming and men's golf.

Prior to his time in Minneapolis, Felde was the director of strength and conditioning at the University of Wisconsin Milwaukee from 2007-12. While there, he oversaw strength and conditioning programs for 13 NCAA Division I sports including baseball, men's and women's basketball, men's and women's soccer, track and field, men's and women's swim/dive, tennis, cross country and volleyball. He contributed to 34 Horizon League Championships in a variety of sports and helped the women's soccer team to consecutive years in the national rankings. The men's basketball team saw marked progress in their overall record under Felde's programs, as did the volleyball and baseball teams.

He also spent time with Minnesota in 2005 as an assistant strength coach, training student-athletes in Olympic lifting techniques and implementing strength and speed development programs for 25 teams.

Felde earned his B.S. in athletic training and exercise leadership from Concordia University of Wisconsin in May of 2003. As an undergrad, he worked as both an athletic trainer - working with football and wrestling - and strength and conditioning coach - for the men's basketball and men's soccer teams - for the Falcons.

He is certified through the National Strength & Conditioning Association (NSCA) and has been a certified club coach for USA Weightlifting since 2004. In 2010, Felde obtained a master's of sport science from the United States Sports Academy.

Felde, a native of Milwaukee, is married to the former Wendie Parchim.

STAFF

COACHES



Reggie Bouchard
Administrative Support



Monica Mengotti
Administrative Support



Amy LaBrie
Communications



Heather Koutrakos
Academic Advisor



Joe Zagacki
Radio Play-by-Play




Mike Burgomaster
Manager



Jon D'Angelo
Manager




Jeff Dyer
Graduate Assistant



Jeff Foote
Graduate Assistant



Nick Friedman
Graduate Assistant



Eli Kell-Abrams
Graduate Assistant




HURRICANES

Rosters 24-25

Student-Athletes

Ivan Cruz Uceda	26
Ebuka Izundu	27
Tonye Jekiri	28
Anthony Lawrence, Jr.	29
Sheldon McClellan	30
Rashad Muhammad	31
Kamari Murphy	32
Ja'Quan Newton	33
James Palmer	34
Davon Reed	35
Mike Robinson	36
Angel Rodriguez	37
Chris Stowell	38

33



IVAN CRUZ UCEDA
Sr. | F | 6-10 | 217
Madrid, Spain
Harcum College (Pa.)

15



EBUKA IZUNDU
Fr. | C | 6-10 | 210
Charlotte, N.C. | Nigeria
Victory Christian

23



TONYE JEKIRI
Sr. | C | 7-0 | 248
Hialeah, Fla. | Nigeria
Champagnat Catholic

3



ANTHONY LAWRENCE, JR.
Fr. | G | 6-7 | 210
St. Petersburg, Fla.
Lakewood Senior

10



SHELDON McCLELLAN
Gr. | G | 6-5 | 200
Houston, Texas
Texas | Bellaire

1



RASHAD MUHAMMAD
Jr. | G | 6-6 | 160
Las Vegas, Nev.
San Jose State | Bishop Gorman

21



KAMARI MURPHY
RJR. | F | 6-8 | 220
Brooklyn, N.Y.
Oklahoma State | IMG | Lincoln

0



JA'QUAN NEWTON
So. | G | 6-2 | 180
Philadelphia, Pa.
Neumann-Goretti

12



JAMES PALMER
So. | G | 6-5 | 202
Washington, D.C.
St. John's College HS

5



DAVON REED
Jr. | G | 6-6 | 210
Ewing, N.J.
Princeton Day School

20



MIKE ROBINSON
Fr. | G | 5-10 | 170
New Britain, Conn.
New Britain

13



ANGEL RODRIGUEZ
RJR. | G | 5-11 | 185
San Juan, P.R.
Kansas State | Dr. Krop

35



CHRIS STOWELL
So. | F | 6-6 | 190
Exeter, N.H.
Tilton School | Exeter



JIM LARRAÑAGA
Head Coach



CHRIS CAPUTO
Assistant Coach



JAMAL BRUNT
Assistant Coach



ADAM FISHER
Assistant Coach



JAMES JOHNSON
Director of Operations



NUMERICAL ROSTER

No.	Name	Pos.	Ht.	Wt.	Yr.	Hometown / Previous School
0	Ja'Quan Newton	G	6-2	180	So.	Philadelphia, Pa. / Neumann-Goretti HS
1	Rashad Muhammad*	G	6-6	160	Jr.	Las Vegas, Nev. / San Jose State / Bishop Gorman HS
3	Anthony Lawrence, Jr.	G	6-7	210	Fr.	St. Petersburg, Fla. / Lakewood Senior HS
5	Davon Reed	G	6-6	210	Jr.	Ewing, N.J. / Princeton Day School
10	Sheldon McClellan	G	6-5	200	RSr.	Houston, Texas / Texas / Bellaire HS
12	James Palmer	G	6-5	202	So.	Washington, D.C. / St. John's College HS
13	Angel Rodriguez	G	5-11	185	RSr.	Cupey, P.R. / Kansas State / Dr. Krop HS
15	Ebuka Izundu	C	6-10	210	Fr.	Charlotte, N.C. / Victory Christian Center / Nigeria
20	Mike Robinson	G	5-10	170	Fr.	New Britain, Conn. / New Britain HS
21	Kamari Murphy	F	6-8	220	RJr.	Brooklyn, N.Y. / Oklahoma State / IMG / Lincoln HS
23	Tonye Jekiri	C	7-0	248	Sr.	Hialeah, Fla. / Champagnat Catholic School / Nigeria
33	Ivan Cruz Uceda	F	6-10	217	Sr.	Madrid, Spain / Harcum College (Pa.)
35	Chris Stowell	F	6-6	190	So.	Exeter, N.H. / Tilton School (N.H.) / Exeter HS

ALPHABETICAL ROSTER

33	Ivan Cruz Uceda	F	6-10	217	Sr.	Madrid, Spain / Harcum College (Pa.)
15	Ebuka Izundu	C	6-10	210	Fr.	Charlotte, N.C. / Victory Christian Center / Nigeria
23	Tonye Jekiri	C	7-0	248	Sr.	Hialeah, Fla. / Champagnat Catholic School / Nigeria
3	Anthony Lawrence, Jr.	G	6-7	210	Fr.	St. Petersburg, Fla. / Lakewood Senior HS
10	Sheldon McClellan	G	6-5	200	RSr.	Houston, Texas / Texas / Bellaire HS
1	Rashad Muhammad*	G	6-6	160	Jr.	Las Vegas, Nev. / San Jose State / Bishop Gorman HS
21	Kamari Murphy	F	6-8	220	RJr.	Brooklyn, N.Y. / Oklahoma State / IMG / Lincoln HS
0	Ja'Quan Newton	G	6-2	180	So.	Philadelphia, Pa. / Neumann-Goretti HS
12	James Palmer	G	6-5	202	So.	Washington, D.C. / St. John's College HS
5	Davon Reed	G	6-6	210	Jr.	Ewing, N.J. / Princeton Day School
20	Mike Robinson	G	5-10	170	Fr.	New Britain, Conn. / New Britain HS
13	Angel Rodriguez	G	5-11	185	RSr.	Cupey, P.R. / Kansas State / Dr. Krop HS
35	Chris Stowell	F	6-6	190	So.	Exeter, N.H. / Tilton School (N.H.) / Exeter HS

*sitting 2015-16 season due to NCAA transfer rules.

COACHING STAFF

Head Coach: Jim Larrañaga, Providence '71, fifth season

Associate Head Coach: Chris Caputo, Westfield State (Mass.) '02

Assistant Coaches: Jamal Brunt, Randolph-Macon '03, Adam Fisher, Penn State '06, '09

Director of Operations: James Johnson, Ferrum '93

Strength & Conditioning Coach: Steve Felde, Concordia University (Wis.) '03


Associate Athletic Trainer: Jason Robey, Akron '96, Louisiana-Monroe '01

Associate Director of Operations/Video: Jaime Vathielil, Florida '07

Associate Director of Communications: Amy LaBrie, Alaska-Fairbanks '02

PRONUNCIATION GUIDE

5	Davon Reed	Dave-on	HC	Jim Larrañaga	LARE-uh-NAY-guh
15	Ebuka Izundu	E-boo-kuh E-zoon-do	AC	Chris Caputo	Ca-poo-toe
23	Tonye Jekiri	Tahn-yay Jah-kEEr-EE			
21	Kamari Murphy	Kuh-mar-EE			
33	Ivan Cruz Uceda	E-von Cruise Ew-say-duh			
35	Chris Stowell	Stoll			



IVAN CRUZ UCEDA

Senior | Forward | 6-10 | 217

33

Madrid, Spain | Harcum College (Pa.)

Cruz Uceda Season Highs

Points

Season: 18, at Virginia Tech, 3/7/15
ACC: 18, at Virginia Tech, 3/7/15

Rebounds

Season: 7, vs. Alabama, 3/21/15
ACC: 5 (4x) last at Virginia Tech, 3/7/15

Assists

Season: 1 (4x) last vs. Stanford, 4/2/15
ACC: 1 (3x) last at Louisville, 2/21/15

Steals

Season: 2, vs. Louisville, 2/3/15
ACC: 2, vs. Louisville, 2/3/15

Blocked Shots

Season: 2 (2x) last vs. Stanford, 4/2/15
ACC: 1, vs. Louisville, 2/3/15

Field Goals

Season: 7, at Virginia Tech, 3/7/15
ACC: 7, at Virginia Tech, 3/7/15

Field Goal Attempts

Season: 11, at Virginia Tech, 3/7/15
ACC: 11, at Virginia Tech, 3/7/15

Free Throws

Season: 5, vs. Florida State, 2/25/15
ACC: 5, vs. Florida State, 2/25/15

Free Throw Attempts

Season: 6, vs. Florida State, 2/25/15
ACC: 6, vs. Florida State, 2/25/15

3-Point Field Goals

Season: 3 (3x) last at Virginia Tech, 3/7/15
ACC: 3 (3x) last at Virginia Tech, 3/7/15

3-Point Field Goal Attempts

Season: 7, vs. North Carolina, 2/28/15
ACC: 7, vs. North Carolina, 2/28/15

Minutes

Season: 32, vs. Alabama, 3/21/15
ACC: 25, vs. North Carolina, 2/28/15

2014-15			
Opposition	P	R	A
at Notre Dame	2	0	0
NC State	2	2	0
at Syracuse	3	5	1
Georgia Tech	5	4	1
at Florida State	2	1	0
Louisville	4	4	0
Clemson	10	5	0
at Wake Forest	2	3	0
Virginia Tech	0	1	0
at Louisville	0	5	1
Florida State	5	3	0
North Carolina	11	2	0
at Pittsburgh	5	3	0
at Virginia Tech	18	5	0
vs Virginia Tech	4	3	0
vs Notre Dame	10	4	0
NC Central	8	5	0
Alabama	9	7	0
at Richmond	0	3	0
vs Temple	6	4	0
vs Stanford	3	5	1

- First name Ivan is pronounced E-von. Last name is Cruise Ew-say-duh. Born in Madrid, Spain. First language is Spanish.
- European style game; Vlade Divac type of player.
- Inside-outside threat. Great shooter for his size.
- Clever player. Will beat guys with his intelligence and skill.
- Very good passer. Good instincts for offensive situations.
- Transformed his body losing 20 pounds and gaining muscle in summer 2015. Now is much quicker and more athletic. Never consistently lifted weights before coming to Miami.
- Did not speak English before attending Harcum College.
- All-American (H.M.) and All-National Tournament Team at Harcum.
- Set school record for rebounds in game (29) and career (635) at Harcum.
- Averaged 14.6 points, 9.6 rebounds, 2.0 assists, 1.1 steals and 1.1 blocks per game at Harcum.
- Helped lead Harcum to the junior college national semifinals.
- Holds season record for 3-point percentage (45.5%).

- Favorites: Food: Cocido (chickpea-based stew from Madrid, Spain). Athlete: Drazen Petrovic. Pro Sports Team: Real Madrid. Music: 80s Music, Otis Redding, Marvin Gaye. Movie: Scarface. TV Show: Spartacus. Book: Drazen Petrovic books. Pro athlete: Larry Bird. Cuban dish: Rice and beans with fried plantains. Ice cream: Mint chip. Favorite place on campus: Weight room.
- Biggest fear: Insects. Best advice received: Believe in yourself. Why UM: Coaches and location. Started playing basketball: 12 years old.

As a Junior (2014-15)

Started 6 of 21 games played after missing first 16 due to NCAA transfer rules ... Averaged 5.2 points and 3.5 rebounds in 17.1 minutes per game ... Totalled 109 points and 74 rebounds in 360 minutes ... Hit 37.4 percent (37-99) from the field, 33.9 percent (21-62) from three and 82.4 percent (14-17) at the line ... Scored in double digits four times ... Hit multiple 3-pointers six times ... Notched 3-pointer in 12 outings ... Season highs: 18 points at Virginia Tech, 3/7; 7 rebounds vs. Alabama, 3/21; 1 assist four times, last vs. Stanford, 4/2; 2 steals vs. Louisville, 2/3; 2 blocked shots twice, last vs. Stanford, 4/2; 32 minutes vs. Alabama, 3/21 ... Started one of 14 ACC games played ... In ACC play averaged 4.9 points and 3.1 rebounds in 13.9 minutes ... Totalled 69 points and 43 rebounds in 194 minutes ... Connected on 37.1 percent (23-62) from the field, 33.3 percent (13-39) from three and 76.9 percent (10-13) at the line ... In two ACC Tournament games, averaged 7.0 points and 3.5 rebounds in 19.0 minutes ... Shot 60.0 percent (6-10) FG and 40.0 percent (2-5) 3FG ... In five NIT games averaged 5.2 points and 4.8 rebounds in 25.6 minutes per game ... Hit 29.6 percent (8-27) from the field, 33.3 percent (6-18) from three and 1.000 (4-4) at the line.

Harcum College

Ranked No. 55 overall by ESPN ... All-American (H.M.) ... All-National Tournament Team ... Averaged 14.6 points, 9.6 rebounds, 2.0 assists, 1.1 steals and 1.1 blocks in 23.3 minutes per game in second season ... Hit 62.5 percent from field, 45.5 percent from long range and 72.4 percent at line ... Advanced to NJCAA Division I National Semifinals in Hutchinson, Kan., marking first final four appearance in school history ... In NJCAA Region XV Championship, hit 15 of team-best 21 points from behind 3-point line, making five of 10 tries, and grabbed 12 rebounds ... Set school record for rebounds in game (29) and career (635) ... Fourth-highest scorer in Harcum history with 957 points, sixth in blocked shots (76) ... Holds season record for 3-point percentage (45.5%) ... Honors Society.

Personal

First name Ivan is pronounced E-von ... Last name is Cruise Ew-say-duh ... Born Oct. 24, 1991 in Madrid, Spain ... Son of Jose Gabriel Cruz and Pilar Uceda ... Brother to Maria ... Father played pro basketball for Club Deportivo Cajamadrid in Spain ... Will graduate in May 2016 with B.S. Ed. in sports administration ... Attended Giner de los Rios High School ... Played basketball for Estudiantes in Spain where he averaged 12 points and seven rebounds per game ... Also played for Club Baloncesto Alcobendas, Colegio Brains, Club Baloncesto Las Rozas ... Also recruited by Marquette, Ohio State, Penn State and Villanova.

CRUZ UCEDA CAREER STATISTICS

Season	GP	GS	Min.	Avg.	3-Point			Free Throws			Rebounds				Scoring										
					FG	FGA	Pct.	FT	FTA	Pct.	Off.	Def.	Tot.	Avg.	PF	FO	Ast.	TO	Blk	Stl	Pts.	Avg.			
2014-15	21	6	360	17.1	37	99	.374	21	62	.339	14	17	.824	18	56	74	3.5	19	0	4	13	5	8	109	5.2



EBUKA IZUNDU

Freshman | Center | 6-10 | 210

15

Charlotte, N.C. | Victory Christian Center | Lagos, Nigeria

- First name Ebuka is pronounced E-boo-kuh. Last name is E-zoon-du.
- Born in Lagos, Nigeria. Speaks African language of Igbo.
- Moved to the United States in 2013.
- Long and athletic body.
- Great touch around the basket.
- Potential to develop into a great ACC post scorer.

• Favorites: Food: Rice and Chicken. Athlete: Kevin Durant. Pro Sports Team: Oklahoma City Thunder. Midnight Snack: Doritos. Ice Cream: Vanilla. Cereal: Cocoa Puffs. Movie: 2 Fast 2 Furious. Musical Artist: Meek Mill. Place on Campus: Locker Room.

Prep

Averaged 21 points, 15 rebounds and six blocks for Victory Christian Center School as a senior ... Averaged 18 points, 12 rebounds and six blocks in junior season ... First-team All Charlotte Observer ... No. 134 player and No. 19 center in 2015 class by Rivals.com ... No. 70 player, No. 20 power forward and No. 5 North Carolina player in 2015 class by 247Sports.

Personal

Born June 28, 1996 in Lagos, Nigeria ... First name Ebuka is pronounced E-boo-kuh. Last name is E-zoon-du ... Moved to the United States in 2013 ... Son of Emma and Ifeoma Izundu ... One brother: Okwy; Four sisters: Chioma Ojo, Vivian, Chingo and Ifunaya ... Speaks African language of Igbo ... Majoring in business management ... Chose Miami over Arkansas, Cincinnati and Charlotte ... Played AAU for Charlotte ACES ... Originally signed with Charlotte, then was released from commitment after 49ers coach was let go.



TONYE JEKIRI

Senior | Center | 7-0 | 248

23

Hialeah, Fla. | Champagnat Catholic School (Fla.) | Port Harcourt, Nigeria

Jekiri Season / Career Highs

Points
Season: 15, vs. Virginia Tech, 2/18/15
Career: 15 (2x) last vs. Virginia Tech, 2/18/15
ACC: 15 (2x) last vs. Virginia Tech, 2/18/15

Rebounds
Season: 17, vs. Clemson, 2/8/15
Career: 17, vs. Clemson, 2/8/15
ACC: 17, vs. Clemson, 2/8/15

Assists
Season: 8, vs. South Alabama, 11/28/14
Career: 8, vs. South Alabama, 11/28/14
ACC: 4, vs. Syracuse, 1/25/14

Steals

Season: 4, at Duke, 1/13/15
Career: 4, at Duke, 1/13/15
ACC: 4, at Duke, 1/13/15

Blocked Shots

Season: 5 (2x) last vs. Clemson, 2/8/15
Career: 5 (2x) last vs. Clemson, 2/8/15
ACC: 5, vs. Clemson, 2/8/15

Field Goals

Season: 6(2x) last at Louisville, 2/21/15
Career: 6 (2x) last at Louisville, 2/21/15
ACC: 6, (2x) last at Louisville, 2/21/15

Field Goal Attempts

Season: 14, vs. Louisville, 2/3/15
Career: 14, vs. Louisville, 2/3/15
ACC: 14, vs. Louisville, 2/3/15

Free Throws

Season: 8, at Boston College, 2/16/15
Career: 8, at Boston College, 2/16/15
ACC: 8, at Boston College, 2/16/15

Free Throw Attempts

Season: 10, at Boston College, 2/16/15
Career: 10, at Boston College, 2/16/15
ACC: 10, at Boston College, 2/16/15

3-Point Field Goals

Season: 1, vs. Alabama, 3/21/15
Career: 1, vs. Alabama, 3/21/15
ACC: --

3-Point Field Goal Attempts

Season: 1, vs. Alabama, 3/21/15
Career: 1, vs. Alabama, 3/21/15
ACC: --

Minutes

Season: 47, at Boston College, 2/16/15
Career: 47, at Boston College, 2/16/15
ACC: 47, at Boston College, 2/16/15

ACSMA & Coaches 2015 All-ACC Defensive Team
2014-15 Led ACC in rebounds - 9.9 rpg all games, 10.9 ACC games
2014-15 All-ACC Basketball Team, H.M.

Gildan Charleston Classic All-Tournament Team

• Lone remaining player from the 2013 ACC Championship and NCAA Sweet 16 team.

• Only played basketball for five years after moving from Nigeria to South Florida in September 2010 to begin hoops career. Previously played soccer in Africa, but height led him to hoops.

• Terrific learner who picks up concepts quickly.

• Good passer for his size.

• Very good position defender on and off ball.

• Rebounder and shot blocker, developing his offensive game.

• Can play with back to basket or step out for a 15-17-foot jumper.

• Runs the floor like a guard and has unstoppable motor. Exceptionally fast and athletically gifted for a big man.

• Second Florida recruit in Larrañaga era, following Shane Larkin.

• First time he saw snow was on a road trip to UMass on Dec. 1, 2012, during freshman season.

• Acclimated himself well from Nigeria to U.S. culture.

• Chose jersey number 23 because July 23 is birthday.

• Favorites: Food: Rice & chicken. Basketball movie: Love & Basketball.

Sport besides basketball: Soccer.

• Why UM: The coaching staff.

2012-13				
Opposition	P	R	A	
at FGCU	1	2	0	
Jacksonville	0	0	0	
Michigan State	0	2	0	
at Massachusetts	0	0	0	
Charlotte	0	0	0	
at UCF	3	2	0	
at Hawaii	1	0	0	
vs. Arizona	0	2	0	
vs. Indiana State	0	0	0	
La Salle	0	1	0	
at Georgia Tech	2	2	0	
at North Carolina	0	1	0	
Maryland	2	4	0	
at Boston College	0	1	1	
Duke	2	2	0	
Florida State	4	2	0	
at Virginia Tech	2	1	0	
at NC State	0	2	1	
Boston College	2	4	0	
North Carolina	2	2	0	
at Florida State	2	2	0	
at Clemson	0	0	0	
Virginia	2	0	0	
at Wake Forest	2	3	0	
Virginia Tech	4	2	0	
at Duke	2	0	0	
Georgia Tech	0	0	0	
Clemson	2	3	0	
vs. Boston College	0	1	0	
vs. NC State	2	3	0	
vs. North Carolina	1	1	0	
vs. Pacific	6	5	0	
vs. Illinois	4	2	1	
vs. Marquette	0	3	0	

2013-14				
Opposition	P	R	A	
St. Francis (NY)	6	9	1	
Ga. Southern	2	1	0	
Texas Southern	4	4	0	
at C of Charleston	6	3	0	
UCF	2	3	0	
vs. Geo. Wash.	2	1	1	
at CS Fullerton	4	4	0	
vs. Arizona State	0	3	0	
at Nebraska	2	7	1	
Virginia Tech	2	7	0	
at Savannah St.	4	1	1	
La Salle	9	7	0	
Loyola	10	4	2	
at Syracuse	5	3	2	
at North Carolina	2	10	1	
Florida State	2	7	1	
at Georgia Tech	0	3	0	
Duke	8	9	0	
Syracuse	3	5	4	
at Maryland	0	6	0	
Norfolk State	4	2	1	
Pittsburgh	3	4	0	
NC State	0	4	0	
at Florida State	15	6	0	
at Virginia Tech	0	3	0	
Notre Dame	2	6	2	
Boston College	5	7	1	
at Virginia	4	6	0	
at NC State	14	13	0	
at Clemson	2	2	0	
Wake Forest	6	9	1	
vs. Virginia Tech	5	12	2	
vs. NC State	6	9	1	

2014-15				
Opposition	P	R	A	
Howard	6	11	1	
at Florida	8	8	1	
vs. Drexel	8	13	4	
vs. Akron	8	16	0	
vs. Charlotte	11	7	1	
at Charlotte	4	13	1	
South Alabama	13	8	8	
Illinois	6	9	2	
Green Bay	2	3	1	
Savannah State	8	9	3	
Eastern Kentucky	2	6	0	
vs. Providence	12	10	2	
Charleston	8	8	1	
Virginia	8	12	3	
Boston College	13	15	0	
at Duke	10	10	0	
at Notre Dame	8	13	0	
NC State	6	10	0	
at Syracuse	13	15	1	
Georgia Tech	13	9	0	
at Florida State	4	5	0	
Louisville	10	10	2	
Clemson	6	17	2	
at Wake Forest	6	3	0	
at Boston College	12	15	0	
Virginia Tech	15	15	2	
at Louisville	13	15	1	
Florida State	12	11	0	
North Carolina	6	7	0	
at Pittsburgh	10	11	1	
at Virginia Tech	4	3	1	
vs. Virginia Tech	9	8	1	
vs. Notre Dame	11	11	0	
NC Central	11	6	2	
Alabama	9	12	0	
at Richmond	8	10	1	
vs. Temple	4	2	0	

As a Junior (2014-15): Final 2015 NCAA rankings: No. 5 total rebounds; No. 20 defensive rebounds per game; No. 21 rebounds per game; No. 43 double doubles; No. 44 offensive rebounds per game; No. 91 total blocks. **Miami Record Book Listings:** Career - ACC games only: No. 3: ACC, rebounds, career (337); No. 5: ACC, blocked shots, career (46); Season: No. 2: Games started, season (37); No. 3: Personal fouls, season (114); No. 4: Rebounds, season (366); No. 9: Minutes played, season (1,120); Season - ACC games only: No. 1: ACC, rebounds per game, season (10.9); No. 4: ACC, blocked shots, season (24); No. 7: ACC, minutes played, season (581); No. 9: ACC, field goal percentage, season (.508); Game - ACC games only: No. 1: ACC, rebounds, game (17); No. 2: ACC, blocked shots, game (5); No. 3: ACC, rebounds, game (15 - 5x). **Among ACC players in all games:** No. 1 rebounds (9.9); No. 1 defensive rebounds (6.7); No. 4 offensive rebounds (3.2); No. 5 blocked shots (1.4). **Among ACC players in league games only:** No. 1 rebounds (10.9) ... No. 1 defensive rebounds (7.3); No. 2 offensive rebounds (3.6); No. 6 blocked shots (1.3). **Season:** Started all 27 games played, missing NIT championship game due to injury ... Eleven double-doubles overall, led ACC with nine in league play ... Four straight double-doubles from Feb. 16 to Feb. 25 ... Hit first career 3-point attempt vs. Alabama, 3/21 ... First Miami player to average 10+ rebounds per game in ACC play ... Led ACC with 21 10+-rebound games. Second-most was 14 ... Received second-most votes for ACC most improved player of the year and third-most votes for ACC defensive player of the year ... In ACC games from 2014-15, improved his free throw percentage 18.1 percent, field goal percentage 9.0 percent, points 5.6 per game, rebounds 5.3 per game and blocks 0.5 per game. Also improved double-doubles from one to nine ... Averaged 8.8 points, 9.9 rebounds, 1.4 blocks, 1.1 assists in 30.3 minutes per game ... Totaled 317 points, 366 rebounds, 51 blocks, 42 assists in 1120 minutes ... Hit 50.0 percent (123-246) from the field, 1.000 (1-1) from three and 72.9 percent (70-96) at the line ... Led team in rebounding 28 games, and tied twice ... Double-digit rebounds in 21 games, 13 times in ACC play ... Scored in double digits 15 times ... Blocked a shot in 24 outings, including first 10 games ... Multiple blocks in 13 games ... Season highs: 15 vs. Virginia Tech, 2/18; 17 rebounds vs. Clemson, 2/8; 8 assists vs. South Alabama, 11/28; 4 steals at Duke, 1/13; 5 blocked shots, twice, last vs. Clemson, 2/8; 47 minutes at Boston College, 2/16 ... One of two Miami players to start all 18 ACC games ... In ACC play averaged 9.4 points, 10.9 rebounds, 1.3 blocks, 0.8 steals and 0.7 assists in 32.3 minutes per game ... Averaged a double-double of 10.1 points and 12.0 rebounds after seven league outings ... Totaled 169 points, 196 rebounds, 24 blocks, 14 steals and 13 assists in 581 minutes ... Connected on 50.8 (65-128) from the field and 70.9 percent (39-55) at the line ... In two ACC Tournament games, averaged 10.0 points and 9.5 rebounds in 29.0 minutes ... Shot 50.0 percent (7-14) from the field ... In four NIT games averaged 8.0 points and 7.5 rebounds in 27.5 minutes ... Hit 43.8 percent (14-32) from the field.

As a Sophomore (2013-14): In ACC stats: No. 17 rebounding (6.1). **Season:** Played 33 games, starting 16 ... Averaged 4.2 points, 5.5 rebounds, 0.9 blocks, 0.7 assists and 0.6 steals in 21.4 minutes ... Totaled 139 points, 180 rebounds, 29 blocks, 22 assists, 21 steals in 705 minutes ... In ACC play averaged 4.1 points, 6.1 rebounds and 0.9 blocks in 22.5 minutes ... Totaled 73 points, 110 rebounds and 16 blocks in 405 minutes ... In two ACC Tournament games averaged 5.5 points, 10.5 rebounds and 2.0 blocks in 33.0 minutes ... Totaled 11 points, 21 rebounds and four blocks in 66 minutes ... Led team in rebounding 10 times ... Recorded first double-double with 14 points and 13 rebounds at NC State (3/1) ... Scored in double digits three times ... Grabbed 10+ rebounds three times, 7+ 12 times, including four of last five games ... Recorded multiple blocks in six outings, and three-straight to end season ... Started eight-straight games from 1/5 to 2/8 ... Season highs: 15 points at Florida State, 2/10; 13 rebounds at NC State, 3/1; 4 assists vs. Syracuse, 1/25; 2 steals, six times, last at NC State, 3/1; 3 blocked shots, two times, last vs. Wake Forest, 3/8; 37 minutes vs. Virginia Tech, 3/12.

As a Freshman (2012-13): Two blocked shots vs. Pacific tie for second-most by a Cane in an NCAA tournament game ... Averaged 3.3 points, 3.3 rebounds, 0.7 blocks and 10.3 minutes in three NCAA tournament games ... Hit 5-of-10 from the field ... Notched 1.0 points and 1.7 rebounds in 5.7 minutes in the three ACC tournament outings ... Played all 18 ACC games, posting 1.7 points, 1.7 rebounds 0.3 blocks in 6.9 minutes ... Saw time in 34 of 36 total games, averaging 1.4 points and 1.6 rebounds in 6.9 minutes ... Eleven blocks were fourth-most on the team ... Hit 51.4 percent (18-of-35) of his shots ... Led (or tied) the Cane in blocks three times ... Season highs: 6 points vs. Pacific; 4 free throws made vs. Virginia Tech; 5 rebounds vs. Pacific; 1 assist four times; 1 steal seven times; 2 blocked shots three times; 16 minutes vs. Pacific.

High School: Rated the 17th-best center in the country by ESPN.com and No. 13 by Scout.com ... Averaged 20 points, 12 rebounds and 5 blocks per game as a senior ... Notched 45 points and 20 rebounds in regional semifinals and 18 points, 14 rebounds and six blocks in regional finals ... Led his team to the 2A state title game ... First team 2011-12 Boys Class 2A All-State Team ... First Team All-FHSAA Tournament at state championships ... Orlando Sentinel's 2011-12 All-Florida boys basketball team ... Averaged 14 points and 10 rebounds per game as a junior with Champagnat, his first year of organized hoops ... Team MVP ... Team captain ... On the AAU circuit, played for Team Breakdown ... Dominated at the Source Hoops Elite Camp and led Team Breakdown to championships in the Breakdown Hoops Festival and the Big Shots Myrtle Beach I ... Can play with his back to the basket or step out for a 10-12-foot shot ... Runs the floor like a guard and has an unstoppable motor.

Personal: Born July 23, 1994 in Nigeria ... Given name is Tonye Frank Jekiri (TAHN-yay Ja-KEER-EE) ... Son of Emilia and Frank ... Brother to Tammie, Omiebi and Boma ... Expecting to graduate in May 2016 with B.S. Ed. in sports administration ... Chose his jersey number 23 because July 23 is his birthday ... Originally from Nigeria, Jekiri moved to South Florida in September 2010 to begin his basketball career ... Previously played soccer ... Chose Miami over considerations from Virginia Tech, Clemson, Florida State, Auburn, Vanderbilt and Alabama ... Jekiri was Larrañaga's second recruit from the state of Florida, joining former Canes PG Shane Larkin from Orlando, Fla.

JEKIRI CAREER STATISTICS

Season	GP	GS	Min.	Avg.	FG	FGA	Pct.	3-Point			Free Throws			Rebounds				Scoring							
								FG	FGA	Pct.	FT	FTA	Pct.	Off.	Def.	Tot.	Avg.	Pf	Fo	Ast.	To	Blk	Stl	Pts.	Avg.
2012-13	34	0	235	6.9	18	35	.514	0	0	.000	11	20	.550	28	27	55	1.6	35	0	4	11	11	7	47	1.4
2013-14	33	16	705	21.4	57	125	.456	0	0	.000	25	43	.581	67	113	180	5.5	87	5	22	31	29	21	139	4.2
2014-15	37	37	1120	30.3	123	246	.500	1	1	1.000	70	96	.729	118	248	366	9.9	114	5	42	51	51	21	317	8.6
TOTAL	104	53	2060	19.8	198	406	.488	1	1	1.000	106	159	.667	213	388	601	5.8	236	10	68	93	91	49	503	4.8



ANTHONY LAWRENCE, JR.

Freshman | Guard | 6-7 | 210

3

St. Petersburg, Fla. | Lakewood Senior HS

- Can play multiple positions. Was point guard in high school and will play small forward at Miami.
- Athletic and can attack the basket with authority.
- Son of a high school coach.

• Favorites: Athlete: LeBron James. Sports Team: Cleveland Cavaliers. Video Game: 2K. Class at UM: Acting. Movie: Friday. TV Show: Martin. Musical Artist: Future. Place on campus: BUC.

Prep

Led Lakewood Senior High School team to the Class 5A state championship game as a junior ... Scored 18 points in the championship game and totaled 25 rebounds in two state tournament games ... Averaged 20 points and 13 rebounds as a junior at Lakewood, and in sophomore campaign, averaged 21 points, eight rebounds and four steals ... Listed as a three-star recruit by ESPN.

Personal

Born Sept. 6, 1996 in St. Petersburg, Fla. ... Son of Anthony Sr. and Zelia ... One sister, Taylor ... Majoring in sports administration ... Played AAU ball for Each 1 Teach 1 Elite ... Chose Miami over offers from USC, Clemson and Texas, among others ... Anthony's father, Anthony Lawrence Sr., was a two-year letterman at Miami from 1991-93. After college, he played overseas in Portugal, Mexico and the Dominican Republic ... Lawrence Jr.'s uncle, Patrick, also played at Miami from 1991-94.



SHELDON McCLELLAN 10

Graduate | Guard | 6-5 | 200

Houston, Texas | Texas | Bellaire HS

McClellan Season / Career Highs

Points

Season: 31, at Charlotte, 11/25/14
Career: 31, at Charlotte, 11/25/14
ACC: 24, at Boston College, 2/16/15

Rebounds

Season: 11 (2x) last vs. Temple, 3/31/15
Career: 11 (2x) last vs. Temple, 3/31/15
ACC: 10, vs. NC State, 1/22/15

Assists

Season: 5 (3x) last at Virginia Tech, 3/7/15
Career: 5 (3x) last at Virginia Tech, 3/7/15
ACC: 5 (2x) last at Virginia Tech, 3/7/15

Steals

Season: 4, vs. Notre Dame, 3/12/15
Career: 4 (2x) last vs. Notre Dame, 3/12/15
ACC: 3, vs. Virginia, 01/03/15

Blocked Shots

Season: 1 (7x) last vs. Temple, 3/31/15
Career: 1 (13x), last vs. Temple, 3/31/15
ACC: 1 (5x) last at Virginia Tech, 3/7/15

Field Goals

Season: 11, at Charlotte, 11/25/14
Career: 11, at Charlotte, 11/25/14
ACC: 8, at Boston College, 2/16/15

Field Goal Attempts

Season: 17, at Charlotte, 11/25/14
Career: 20, at Oklahoma, 1/21/13
ACC: 16, at Pittsburgh, 3/4/15

Free Throws

Season: 7 (2x) last at Pittsburgh, 3/4/15
Career: 14, vs. Fresno State, 11/9/12
ACC: 7 (2x) last at Pittsburgh, 3/4/15

Free Throw Attempts

Season: 8, at Pittsburgh, 3/4/15
Career: 14, vs. Fresno State, 11/9/12
ACC: 8, at Pittsburgh, 3/4/15

3-Point Field Goals

Season: 5, at Charlotte, 11/25/14
Career: 5, at Charlotte, 11/25/14
ACC: 4, at Boston College, 2/16/15

3-Point Field Goal Attempts

Season: 8, vs. Providence, 12/22/14
Career: 9, vs. Oklahoma 2/29/12
ACC: 7 (2x) last at Boston College, 2/16/15

Minutes

Season: 50, vs. Virginia, 01/03/15
Career: 50, vs. Virginia, 01/03/15
ACC: 50, vs. Virginia, 01/03/15

NIT All-Tournament Team

Riley Wallace Award Finalist, 2015

Jerry West Award Midseason Watch List, 2015

ACSMA All-ACC Team, H.M., 2015

adidas Nations: Top NCAA Prospects Camp, Summer 2015

ACC Player of the Week - Dec. 1, 2014

TicketCity Legends Classic All-Tournament Team, 2011

"He's an extremely gifted athlete. Running, jumping , changing directions, balance. He's as high a level an athlete as I've coached in 44 years. He has a certain way of playing that's very, very good." - Coach L

- Nickname is Mac.
- Explosive scorer that can get on a roll. High-level athlete.
- Good in transition, making a wide assortment of layups, both left and right handed. A slasher.
- Great lateral quickness and ability to defend perimeter.
- Proficient 3-point shooter, and worked on perimeter jump shot.
- Strength numbers are at highest levels of his career.
- Ability to get fouled a lot due to his attack mentality.
- Entertaining personality with a quick wit.
- Coaches want him to be the Carmelo Anthony of the team.
- Grew up working on his game with John Lucas.
- Tremendous redshirt year in 2013-14, making himself more of an offensive threat. A volume scorer.
- Transferred from University of Texas in fall of 2013, sitting out 2013-14 due to NCAA transfer rules.

• Favorites: Food: Sloppy Joe. Sports Team: Lakers. Movie: Straight out of Compton. Pro athlete: Kyrie Irving. Quote: Elite. Ice cream flavor: Vanilla. Class at UM: Communications. Cereal: Frosted Flakes. TV Show: Fresh Prince of Bel Air.

• Why UM: Coach L. Started playing basketball: Age 3.

• McClellan after watching Miami play in the 2013 NCAA Tournament games in Austin, Texas: "I liked the plays they ran, the open-court stuff, and the way they all seemed to be playing for each other. They seemed to be having fun, and the coaches seemed positive on the bench. I wish I had come here as a freshman."

"At UM, everything is positive, never any negative energy. Coach L is like a father on the court. I love him to death. I like how positive he is, whether after a bad shot or reminding us to move on to the next play. That's how I liked to be pushed, not by negative reinforcement." - Sheldon McClellan

As a Redshirt Senior (2015-16): Participated in adidas Nations Top NCAA Prospects camp.

As a Redshirt Junior (2014-15): Career: Played 105 career games, after 68 games played at the University of Texas ... Scored 1,393 career points, including 843 at

Texas. **Final 2015 NCAA rankings:** No. 21 total minutes, No. 82 total field goals made, No. 86 total points, No. 90 field goal percentage, No. 90 free throw percentage... Second-best shooting percentage in the nation by a guard in the Big 5 conferences, 18th-best shooting percentage by a guard in the nation, 90th-best shooting percentage in the nation (all positions), top shooting percentage by a guard in the ACC. **Miami Record**

Book Listings: Season: No. 1: Games started, season (38); No. 2: Minutes played, season (1,278); Season - ACC games only: No. 3. ACC, minutes played, season (616); No. 6: ACC, free throws made, season (56); No. 8: ACC, points per game, season (14.1); No. 9: ACC, free throw percentage, season (.836); No. 10: ACC, field goals made, season (85); Game: No. 1: Field goal percentage, game (1.000). **Among ACC players in all games:**

No. 12 in scoring (14.5), No. 6 in field goal percentage (.484), No. 6 free throw percentage (.824) ... Among ACC players in league games only: No. 16 in scoring (14.1), No. 4 free throw percentage (.836). **Season:** Only player to start all 38 games ... One of only three Canes to play all 38 games ... Only Canes to score 30+ points - 31 at Charlotte, 11/25 ... Trio of double-doubles: 31 points, 11 rebounds at Charlotte, 11/25; 16 points, 10 rebounds vs. NC State, 1/22; 16 points, 11 rebounds vs. Temple, 3/31 ... Averaged 14.5 points, 4.7 rebounds, 1.9 assists in 33.6 minutes per game ... Totaled 550 points, 178 rebounds, 74 assists in 1278 minutes ... Hit 48.4 percent (192-397) from the field, 35.8 percent (54-151) from three and 82.4 percent at the line ... Led team in scoring for the season, in ACC games, in the ACC Tournament and in the NIT ... Led team in scoring 18 times and tied once ... Scored in double digits 31 games, and 15-straight from Nov. 21 to Jan. 22 ... Hit multiple 3-pointers 16 times ... Notched 3-pointer in 29 outings ... Season highs: 31 at Charlotte, 11/25; 11 rebounds twice, last vs. Temple, 3/31; 5 assists three times, last at Virginia Tech, 3/7; 4 steals vs. Notre Dame, 3/12; 1 blocked shot, seven times, last vs. Temple, 3/31; 50 minutes vs. Virginia, 1/3 ... One of two Miami players to start all 18 ACC games ... In ACC play averaged 14.1 points, 3.9 rebounds, 2.1 assists, 0.9 steals in 34.2 minutes per game ... Totaled 254 points, 71 rebounds, 37 assists, 17 steals in 616 minutes ... Connected on 46.2 percent (85-184) from the field, 35.0 percent (28-80) from three and 83.6 percent (56-67) at the line ... In two ACC Tournament games, averaged 13.0 points, 5.5 rebounds, 2.0 steals in 38.5 minutes ... Shot 45.0 percent (9-20) from the field ... In five NIT games averaged 13.2 points, 5.0 rebounds, 1.4 assists in 33.8 minutes ... Made 39.6 percent (21-53) from the field, 33.3 percent (6-18) from three and 90.0 percent (18-20) at the line.

As a Junior at Miami (2013-14): Transferred from Texas ... Sat out season due to NCAA transfer rules.

As a Sophomore at Texas (2012-13): Played in 34 games with 15 starts ... Averaged 13.5 points, 3.9 rebounds, 0.9 assists, 0.8 steals ... Shot 38.2 percent from the field, 27.3 percent from distance and 83.3 percent at the line ... Season-high 27 points scored at Texas Tech on March 9.

As a Freshman at Texas (2011-12): Played in all 34 games with nine starts ... Second on the team in scoring (11.3 ppg) while converting 44.8 percent from the floor (129-of-288) and 75.6 percent from the free throw line (90-of-119) ... Topped the 20-point mark twice ... Double figures in scoring in 21 games ... Averaged 12.5 points in 26.1 minutes per game while hitting 54-of-118 (.458) field goals over the last 12 contests of the season.

High School: No. 47 prospect nationally in the ESPNU 100 and No. 60 prospect by Rivals.com following senior season ... Averaged a team-best 25.6 points, 7.2 rebounds, 5.0 assists and 2.0 steals per game while helping Bellaire to a 20-9 mark and the first round of the Class 5A state playoffs ... Career-high 56 points in the season-opening win against Booker T. Washington ... Averaged 20 points per game while leading Bellaire to a 35-2 record and a trip to the Class 5A regional finals in his junior season ... Coached by Bruce Glover.

Personal: Born Dec. 21, 1992 in Houston ... Full name is Sheldon Reeves McClellan ... Son of Angel Johnson (mother) ... Brother to Justin Jones ... Graduated in May 2015 with B.L.A. in liberal arts. Now pursuing second degree ... Played AAU for Houston Select ... Cousin Jawaan McClellan played basketball for Arizona and professionally overseas ... Favorite food is a homemade sloppy joe.

McCLELLAN CAREER STATISTICS

Texas	3-Point			Free Throws			Rebounds			Scoring															
	GP	GS	Min.	Avg.	FG	FGA	Pct.	FG	FGA	Pct.	FT	FTA	Pct.	Off.	Def.	Tot.	Avg.	PF	FO	Ast.	TO	Blk	Stl	Pts.	Avg.
2011-12	34	9	87.9	25.9	129	288	.448	35	113	.310	90	119	.756	39	73	112	3.3	34	0	21	30	3	35	383	11.3
2012-13	34	15	92.9	27.3	136	356	.382	33	121	.273	155	186	.833	36	96	132	3.9	28	0	29	57	3	28	460	13.5
TOTAL	68	24	180.8	26.6	265	644	.411	68	234	.291	245	305	.803	75	169	244	3.6	62	0	50	87	6	63	843	12.4
Miami	GP	GS	Min.	Avg.	FG	FGA	Pct.	FG	FGA	Pct.	FT	FTA	Pct.	Off.	Def.	Tot.	Avg.	PF	FO	Ast.	TO	Blk	Stl	Pts.	Avg.
2014-15	38	38	127.8	33.6	192	397	.484	54	151	.358	112	136	.824	32	146	178	4.7	59	0	74	49	7	34	550	14.5



1



RASHAD MUHAMMAD

Junior | Guard | 6-6 | 160

Las Vegas, Nev. | San Jose State | Bishop Gorman HS

- Big time scorer with deep range.
- Using redshirt season at Miami to gain strength.
- From an athletic family: Brother is Minnesota Timberwolves player Shabazz Muhammad; Mother was PG and track star at Long Beach State; Father was PG for USC; Sister is professional tennis player; Uncle played in NFL; Aunt played basketball for Cal State Fullerton.

• Favorites: Food: Surf and turf. Athlete: Kobe Bryant. Professional teams: Lakers, Timberwolves, Raiders. Midnight snack: Cereal. Ice Cream: Chocolate. Cereal: Cinnamon Toast Crunch. Movie: More than a Game. TV Show: Fresh Prince of Bel Air. Musical Artist: Lil Wayne. Place on Campus: The gym.

As a Junior at Miami (2015-16)

Will sit out the 2015-16 season after transferring from San Jose State in August, 2015.

As a Sophomore at San Jose State (2014-15)

Led Spartans in scoring for second-straight season at 13.9 points per game ... Averaged 3.3 rebounds, 1.1 assists and 32.3 minutes over 27 games ... Scored in double-figures 21 times ... Led team in scoring in 15 games ... Five 20-point performances ... Season-high 27 points versus San Diego State (1/21) ... Season-high 10 rebounds to go along with 23 points at Wyoming (2/14) ... Splashed in 59 three-point baskets moving him into third all-time at San José State with 134 ... Multiple threes in 19 games ... Scored 26 points and matched a career-high for made threes in a game with six at Air Force (1/7) ... Third in the conference during Mountain West play at 2.5 made threes per game ... Career-high five assists versus Utah State (2/14) ... Shot free throws at 79.6 percent ... 20 points at UC Davis (12/3) ... 22 points versus Saint Katherine (12/9) ... Recorded two steals in three different games.

As a Freshman at San Jose State (2013-14)

Played in all 31 games and started three - at Weber State and against Fresno State and Boise State ... One of first players off bench ... Averaged team-best 13.2 points per game and 2.9 rebounds per game ... Set Mountain West freshman record for three pointers made in season at 75 ... Second-highest single-season three-pointers made and fourth-high three-pointers attempted at San José State ... Scored in double figures in 22 games ... 408 points on the season ... 20+ points in five games ... Scored a season-high 28 points in three-overtime win against UC Davis and 28 points against Colorado State ... Hit season-best six three-pointers against UC Davis and at Utah State ... Added 23 points at Portland, 21 points at Houston and 20 at Utah State ... Led team in scoring in 16 games ... Attempted at least 10 shots in 20 games ... Made at least one three-pointer in 12 straight games and 28 of 31 games ... Made 75 of 190 three-point attempts ... Shot 81.3 percent from free throw line ... Grabbed seven rebounds against Pacific and six rebounds against Milwaukee and at Wyoming and Fresno State ... Dished out at least one assist in 17 games ... Three assists at New Mexico ... Two steals at Northern Illinois, against James Madison and at Utah State and Air Force.

High School

Played at Bishop Gorman High School in Las Vegas ... Averaged 19 points senior year and led team to 29-3 record ... Team finished No. 15 in USA Today and ESPN polls ... Team won back-to-back Division I state championships ... Averaged 4.2 rebounds and 2.3 assists senior year.

Personal

Born January 6, 1994, in Las Vegas ... Son of Faye Muhammad, former point guard and track star at Long Beach State, and Ronald Muhammad, former point guard for USC ... Younger brother of Shabazz Muhammad, former UCLA player who is currently with Minnesota Timberwolves ... Sister, Asia, is a professional tennis player ... Uncle, Stephone Paige, played nine seasons in the NFL ... Aunt, Robin Paige, was four-year starter for Cal State Fullerton ... Majoring in sociology.

2013-14				2014-15			
Opposition	P	R	A	Opposition	P	R	A
at Santa Clara	15	2	1	Bethesda	17	3	2
vs. Milwaukee	17	6	0	Portland	5	2	2
at Northern Illinois	11	3	1	Pepperdine	9	2	2
vs. James Madison	18	3	1	at Cal State Fullerton	11	2	0
at Pepperdine	14	1	2	vs. Washington	15	2	0
Cal State Fullerton	17	4	2	vs. Western Michigan	7	2	0
at Portland	23	3	0	vs. Princeton	0	0	0
at Weber State	17	1	1	at UC Davis	20	1	1
at Houston	21	1	0	Santa Clara	15	1	0
UC Davis	28	3	0	Saint Katherine	22	6	2
Westminster	8	2	0	Wyoming	13	5	2
Pacifica	19	7	0	at Air Force	26	4	0
Nevada	5	1	1	at UNLV	3	2	0
at Utah State	20	2	1	Fresno State	16	3	0
Colorado State	28	5	0	Colorado State	12	3	1
New Mexico	16	3	1	at Boise State	13	1	1
at Air Force	12	2	1	Air Force	11	1	2
at Wyoming	2	6	2	at New Mexico	15	3	0
San Diego State	5	3	0	at Fresno State	16	2	4
at Boise State	0	0	0	Nevada	10	3	1
UNLV	13	3	1	at Wyoming	23	10	0
at New Mexico	15	3	3	Utah State	12	6	5
at Fresno State	13	6	1	San Diego State	27	4	0
Air Force	5	2	0	at Colorado State	18	3	1
Wyoming	0	0	0	at Nevada	6	3	1
at Nevada	11	5	1	Boise State	17	6	2
at San Diego State	14	2	0	UNLV	16	8	2
Utah State	5	1	2				
at Colorado State	6	1	0				
Fresno State	17	5	1				
vs. Boise State	13	5	1				

Muhammad Career Highs

- Points**
Career: 28 (2x) last vs. Colorado State, 1/8/14
- Rebounds**
Career: 10, at Wyoming, 2/14/15
- Assists**
Career: 5, San Diego State, 2/21/15
- Steals**
Career: 2 (7x) last at Wyoming, 2/14/15
- Blocked Shots**
Career: 1 (4x) last at Wyoming, 2/14/15
- Field Goals**
Career: 10, at Air Force, 1/7/15
- Field Goal Attempts**
Career: 21, Fresno State, 3/8/14
- Free Throws**
Career: 9, Colorado State, 1/8/14
- Free Throw Attempts**
Career: 12, Colorado State, 1/8/14
- 3-Point Field Goals**
Career: 6 (3x), last at Air Force, 1/7/15
- 3-Point Field Goal Attempts**
Career: 13, UC Davis, 12/18/13
- Foul Disqualifications**
Career: 0
- Minutes**
Career: 42, UC Davis, 12/18/13

2015-16 HURRICANES

MUHAMMAD SAN JOSE STATE STATISTICS																									
Season	GP	GS	Min.	Avg.	FG			3-Point			Free Throws			Rebounds			PF	FO	Ast.	TO	Blk	Stl	Scoring		
					FGA	Pct.	FGA	Pct.	FTA	Pct.	Off.	Def.	Tot.	Avg.	Pts.	Avg.									
2013-14	31	3	873	28.2	121	332	.364	75	190	.395	91	112	.813	20	71	91	2.9	53	0	24	52	1	14	408	13.2
2014-15	27	22	871	32.3	119	312	.381	59	164	.360	78	98	.796	17	71	88	3.3	48	0	31	38	3	18	375	13.9
Totals	58	25	1744	30.1	240	644	.373	134	354	.379	169	210	.805	37	142	179	3.1	101	0	55	90	4	32	783	13.5



KAMARI MURPHY

R-Junior | Forward | 6-8 | 220

21

Brooklyn, N.Y. | Oklahoma State | IMG | Lincoln HS

- Explosive athlete with pogo-stick type hops.
- Versatile defender who can guard positions 1-5.
- Excellent rebounder at both ends of the court.
- Great straight-line driver.
- Treats practice like games, competing hard and wanting to win drills.
- Focused on increasing skill level to become a consistent perimeter shooter and gain a proficient inside-outside game.
- Transferred from Oklahoma State in fall of 2014. Sat out 2014-15 season due to NCAA transfer rules.
- Led Cowboys in total rebounds and total blocks as a sophomore.
- Spent post-graduate year at IMG Academy in Bradenton, Fla.
- Graduated from Lincoln High School in Brooklyn, N.Y., same school that produced Stephon Marbury, Sebastian Telfair and Lance Stephenson.
- Also played football for two seasons in high school.

- Favorites: Food: Soul food and baked mac & cheese. Movies: Gone in 60 Seconds. TV Show: Family Feud. Pro athlete: LeBron James. Pro Teams: Patriots, Jets, Rockets. Advice received: Life is not a sprint, it is a marathon. Ice cream flavor: Butter pecan. Midnight snack: Peanut butter sandwich. Class at UM: Sign language.
- Biggest fear: Bugs. Why UM: Coach L. Started playing basketball: Age 10.

As a Junior at Miami (2014-15)

Sat out due to NCAA transfer rules.

As a Sophomore at Oklahoma State (2013-14)

Led Cowboys in total rebounds pulling down 199 for the season, as well as blocks with total of 40, despite missing the season opener vs MVSU ... Pulled down six rebounds and blocked two shots in first game of the season vs. Utah Valley ... Grabbed six rebounds and blocked career high four shots vs. Delaware State ... Recorded first career double-double with 10 points and 10 rebounds at Texas ... Scored season high 12 points at Kansas ... Established career high with three steals and matched career high with four blocked shots vs. Texas ... Recorded second 10-point, eight-rebound effort of season against Robert Morris ... Perfect 5-of-5 from floor for 10 points vs. Louisiana Tech ... Ten points and eight rebounds vs. Butler ... Seven points, six boards and two shots vs. Arkansas-Pine Bluff ... Grabbed team-leading, season high 13 rebounds vs. Oklahoma (2/15) ... Eighth in blocks per game (1.3 bpg) and 15th in rebounding in Big 12.

As a Freshman at Oklahoma State (2012-13)

Grabbed six rebounds in semifinal game against Kansas State at Big 12 Championship ... Scored eight points, including six in first half, and grabbed four boards against Baylor ... Extremely efficient at Kansas, scoring four points, grabbing five rebounds and dishing out an assist in eight minutes ... Came off bench last 18 games after starting first 15 contests of season ... Career-high six trips to charity stripe vs Texas Tech ... Dished out career-best three assists vs TCU ... Scored 12 points against Tennessee Tech ... Scored career-high 13 points at Virginia Tech ... Recorded first collegiate double-figure rebounding game with career-high 10 boards vs sixth-ranked N.C. State ... Started first game as collegian in season opener against UC Davis ... Blocked four shots against the Aggies, tying for ninth-most by a Cowboy freshman in school history.

High School

Ranked No. 10 on HoopScoop.com's list of top fifth-year players in 2012 ... Spent post-graduate year at IMG Academy in Bradenton, Fla., and was starting forward for IMG ... Averaged 20 points, 10 rebounds and three assists for team that finished 28-2 against prep schools and was ranked among the top-five nationally ... Graduated from Lincoln High School in Brooklyn, N.Y. -- same school that produced Stephon Marbury, Sebastian Telfair and Lance Stephenson ... Team captain junior and senior seasons under head coach Dwayne Morton ... Averaged 17 points and more than 10 rebounds per game as senior ... Helped lead Railsplitters to PSAL Class-AA title game as senior and Brooklyn regular-season crown and borough title ... Ranked as No. 6 player in state of New York in 2011 according to HoopScoop ... Listed as one of four "standout players" at Super 16 Showcase in Hartford, Conn., in July of 2011 ... Also played football for two seasons in high school ... Recruited by UConn, Miami, Missouri, Louisville, Virginia, Virginia Tech, St. Johns, Rutgers, Florida and Florida State.

Personal

Born Kamari Michael Murphy on Dec. 14, 1993 ... Son of Michael Murphy and Kemel and Kaheem Draper ... Second oldest of six boys: Jacori, Kusamae, Maalik, Mikwan and Kieron ... Will graduate in May with B.A. in sociology ... Enjoys swimming, playing volleyball and football, and playing video games in his spare time.

2012-13				2013-14			
Opposition	P	R	A	Opposition	P	R	A
UC Davis	7	6	0	Utah Valley	2	6	1
vs Akron	1	6	0	Arkansas-Pine-Bluff	7	6	0
vs Tennessee	4	7	1	Memphis	5	7	1
vs NC State	4	10	1	at USF	0	5	2
Portland State	9	5	0	vs Purdue	6	6	0
at Virginia Tech	13	5	1	vs Butler	10	8	2
USF	8	7	2	vs Memphis	6	6	0
Missouri State	4	9	2	vs South Carolina	8	7	0
Central Arkansas	9	7	1	vs Louisiana Tech	10	3	1
UT Arlington	2	1	0	Delaware State	5	7	1
Tennessee Tech	12	5	2	vs Colorado	4	5	0
Gonzaga	0	1	0	Robert Morris	10	8	3
at Kansas State	6	1	0	at Kansas State	2	3	1
TCU	4	6	3	Texas	4	5	1
at Oklahoma	0	3	0	at West Virginia	7	5	0
Texas Tech	5	5	2	TCU	8	8	0
at Baylor	0	0	0	at Kansas	12	1	1
West Virginia	0	0	0	West Virginia	0	2	0
Iowa State	0	1	0	at Oklahoma	4	9	2
at Kansas	4	5	1	Baylor	9	5	0
Baylor	8	4	1	Iowa State	7	6	0
at Texas	5	6	1	at Texas Tech	4	6	1
at Texas Tech	4	4	0	at Texas	10	10	0
Oklahoma	2	4	0	Oklahoma	7	13	1
Kansas	0	0	0	at Baylor	3	9	2
at West Virginia	2	2	1	Texas Tech	10	6	2
at TCU	2	1	0	at TCU	6	11	1
Texas	1	4	0	Kansas	8	4	0
at Iowa State	2	2	1	Kansas State	4	6	0
Kansas State	0	1	0	at Iowa State	6	9	0
vs Baylor	2	0	1	vs Texas Tech	2	1	0
vs Kansas State	2	6	0	vs Kansas	6	6	0
Oregon	4	6	0	vs. Gonzaga	8	8	0

Murphy Season / Career Highs

Points	Career: 13 at Virginia Tech, 12/1/12
Rebounds	Career: 13 vs. Oklahoma, 2/15/14
Assists	Career: 3 (2x) last vs. Robert Morris, 12/30/13
Steals	Career: 3 vs. Texas, 1/8/14
Blocked Shots	Career: 4 (3x) last vs. Texas, 1/8/14
Field Goals	Career: 6 at Virginia Tech, 12/1/12
Field Goal Attempts	Career: 11 vs. Gonzaga, 3/21/14
Free Throws	Career: 4 (2x) last vs. Kansas State, 3/3/14
Free Throw Attempts	Career: 6 vs. Texas Tech, 1/19/13
3-Point Field Goals	Career: 1 (2x) last vs. Central Ark., 12/16/12
3-Point Field Goal Attempts	Career: 1 (4x) last vs. Central Ark., 12/16/12
Foul Disqualifications	Career: 12 total
Minutes	Career: 41 at Iowa State, 3/8/14

MURPHY OKLAHOMA STATE STATISTICS

Season	GP	GS	Min.	Avg.	FG			3-Point			Free Throws			Rebounds			Scoring								
					FGA	Pct.	FT	FTA	Pct.	Off.	Def.	Tot.	Avg.	PF	FO	Ast.	TO	Blk	Stl	Pts.	Avg.				
2012-13	33	15	596	18.1	53	115	.461	2	4	.500	18	35	.514	52	78	130	3.9	73	2	21	35	20	8	126	3.8
2013-14	33	21	855	25.9	82	153	.536	0	0	.000	36	63	.571	63	144	207	6.3	113	10	23	38	41	17	200	6.1
Totals	66	36	1451	22.0	135	268	.504	2	4	.500	54	98	.551	115	222	337	5.1	186	12	44	73	61	25	326	4.9



JA'QUAN NEWTON

Sophomore | Guard | 6-2 | 180

Philadelphia, Pa. | Neumann-Goretti HS

0

Newton Season Highs

Points
Season: 16, at Notre Dame, 1/17/15

ACC: 16, at Notre Dame, 1/17/15

Rebounds
Season: 5 (2x), last vs. Stanford, 4/2/15

ACC: 4, at Virginia Tech, 3/7/15

Assists
Season: 5, at Notre Dame, 1/17/15

ACC: 5, at Notre Dame, 1/17/15

Steals
Season: 1 (8x), last vs. Virginia Tech 3/11/15

ACC: 1 (2x) last vs. North Carolina, 2/28/15

Blocked Shots
Season: 1 (4x) last vs. Stanford, 4/2/15

ACC: 1, at Notre Dame, 1/17/15

Field Goals
Season: 6, at Notre Dame, 1/17/15

ACC: 6, at Notre Dame, 1/17/15

Field Goal Attempts
Season: 12, vs. Stanford, 4/2/15

ACC: 9, at Notre Dame, 1/17/15

Free Throws
Season: 6, vs. Howard, 11/14/14

ACC: 4 (2x) last at Virginia Tech, 3/7/15

Free Throw Attempts
Season: 7, vs. Charleston, 12/30/14

ACC: 6, at Notre Dame, 1/17/15

3-Point Field Goals
Season: 2, vs. Stanford, 4/2/15

ACC: 1 (2x) last at Wake Forest, 2/11/15

3-Point Field Goal Attempts
Season: 2 (3x) last vs. Stanford, 4/2/15

ACC: 2 (2x) last vs. Louisville, 2/3/15

Minutes
Season: 33, at Pittsburgh, 3/4/15

ACC: 33, at Pittsburgh, 3/4/15

2014-15			
Opposition	P	R	A
Howard	8	0	0
at Florida	5	1	3
vs Drexel	7	1	3
vs Akron	4	0	1
vs Charlotte	3	3	3
at Charlotte	0	0	0
South Alabama	5	1	0
Illinois	0	2	1
Green Bay	0	0	0
Savannah State	2	0	0
Eastern Kentucky	2	2	3
vs Providence	3	0	1
Charleston	6	0	0
Virginia	0	1	1
at Duke	4	2	3
at Notre Dame	16	2	5
NC State	0	0	1
at Syracuse	3	0	0
Georgia Tech	3	0	0
at Florida State	2	0	1
Louisville	3	1	1
Clemson	1	1	1
at Wake Forest	5	0	2
at Boston College	0	0	0
Virginia Tech	0	0	1
North Carolina	10	1	4
at Pittsburgh	4	3	1
at Virginia Tech	8	4	3
vs Virginia Tech	0	3	0
vs Notre Dame	0	0	0
Alabama	1	1	2
at Richmond	11	5	2
vs Temple	9	4	2
vs Stanford	10	5	2

"One of the things about Ja'Quan, is that he played in a very competitive league in high school and is versatile, so he can play with a lot of different types of guys. He knows how to score." -- Coach L

- Competitor with a real feel for the game. Fearless and relentless. Passionate and energetic.
- Knack for getting in the lane off the dribble, then makes good decisions in the lane: floater, pass, dribble.
- Improved defensively and can play multiple positions, on and off of the ball.
- Getting stronger daily.
- Tremendous ability to finish 8-feet and in. Working to become a better 3-point shooter.
- Ranked No. 58 in ESPN's Top 100.
- Ranked No. 1 in the state and is the 12th-best PG in the country by ESPN.
- Scored 1,972 career points in high school.
- Leading scorer in both the history of the Catholic School League in Philadelphia and in Neumann-Goretti history. Owns three PIAA state titles.
- Mother passed away March 2014 after three-year battle with breast cancer, one day prior to state championship game in which Newton scored 33 points.
- Played on Chershore Playground basketball court at 10th and Olney in Philadelphia. Played in the Chosen League.
- Dad, Joe Newton, was NABC Division II national player of the year out of the University of Central Oklahoma.
- Favorites: Food: Fried chicken. Movie: Friday. Pro athlete: LeBron James. Subject in school: Math. Ice cream flavor: Vanilla. Cartoon: Tom and Jerry. Player when I was a kid: Allen Iverson.
- Why UM: Style of play and city of Miami. Ideal job after hoops: Coach.

As a Freshman (2014-15)

Started three games, playing in 34, as a true freshman ... Averaged 4.0 points, 1.4 assists, 1.3 rebounds, 0.2 steals in 13.5 minutes per game ... Totaled 135 points, 47 assists, 43 rebounds, 8 steals in 459 minutes ... Hit 40.5 percent (45-111) from the field, 40.0 percent (4-10) from three and 64.1 percent (41-64) at the line ... Led the team in assists once and tied for lead three times ... Tied for team lead in steals three times, blocks once and rebounds once ... Scored in double digits four times ... Dished at least three assists eight times ... Grabbed 14 rebounds in last three games after just 29 boards the first 31 outings ... Season highs: 16 points at Notre Dame, 1/17; 5 rebounds twice, last vs. Stanford, 4/2; 5 assists at Notre Dame, 1/17; 1 steal eight times, last vs. Virginia Tech, 3/11; 1 blocked shot four times, last vs. Stanford, 4/2; 33 minutes at Pittsburgh, 3/4 ... Started two ACC games ... Played 15 league games ... In ACC play averaged 3.9 points, 1.6 assists, 1.0 rebounds in 13.5 minutes per game ... Totaled 59 points, 24 assists, 15 rebounds in 202 minutes ... Hit 42.3 percent (22-52) from the field, 28.6 percent (2-7) from three and 56.5 percent (13-23) at the line ... In two ACC Tournament games, played only nine minutes ... In four NIT games, averaged 7.8 points, 3.8 rebounds, 2.0 assists in 22.3 minutes ... Missed game vs. NC Central due to injury ... Hit 35.5 percent (11-31) from the field, 1.000 percent (2-2) from three and 70.0 percent (7-10) at the line ... Against Stanford in NIT championship game, knocked down two of four total 3-pointers for season.

High School

Ranked No. 58 in ESPN's Top 100 ... Ranked No. 1 in the state and is the 12th-best PG in the country by ESPN ... Catholic League MVP ... All-Catholic League First Team ... Led team with 21.7 points per game ... Scored 1,972 career points in high school ... Guided the Saints to 22-4 record and sixth-straight Catholic League Championship ... Scored 15 of his 23 points in second half to seal the victory ... Started four-straight years in Catholic League Championship game ... Leading scorer in both the history of the Catholic School League in Philadelphia and in Neumann-Goretti history ... Secured a double-double with 14 points and 10 rebounds in first round of the Pennsylvania Interscholastic Athletic Association playoffs ... Scored 33 points and go-ahead bucket in overtime to win PIAA Class AAA Championship ... Consensus Top 60 player ... Averaged 18.0 points as a junior.

Personal

Born Ja'Quan Naasir Newton on August 23, 1995 in Philadelphia ... Son of the late Lisa Brown, and Joe Newton ... Brother to Cary Rudd and Miing Newton ... Mother passed away March 2014 after three-year battle with breast cancer, one day prior to state championship game in which Newton scored 33 points ... NBA Top 100 Camp ... LeBron James Skills Academy ... Played AAU ball for Team Final, the same squad as Miami teammate Davon Reed ... Also recruited by UCLA, Texas A&M and Minnesota.

2015-16 HURRICANES

NEWTON CAREER STATISTICS		3-Point			Free Throws			Rebounds				Scoring													
Season	GP	GS	Min.	Avg.	FG	FGA	Pct.	FG	FGA	Pct.	FT	FTA	Pct.	Off.	Def.	Tot.	Avg.	PF	FO	Ast.	TO	Blk	Stl	Pts.	Avg.
2014-15	34	3	459	13.5	45	111	.405	4	10	.400	41	64	.641	8	35	43	1.3	34	0	47	39	4	8	135	4.0



JAMES PALMER

Sophomore | Guard | 6-5 | 202

Washington, D.C. | St. John's College HS

12

Palmer Season Highs

Points	Season: 17, at Virginia Tech, 3/7/15 ACC: 17, at Virginia Tech, 3/7/15
Rebounds	Season: 4 (3x) last vs. Temple, 3/31/15 ACC: 4, at Virginia Tech, 3/7/15
Assists	Season: 3 (3x) last vs. Virginia Tech, 2/18/15 ACC: 3, vs. Virginia Tech, 2/18/15
Steals	Season: 1 (5x) last vs. Stanford, 4/2/15 ACC: 1, at Boston College, 2/16/15
Blocked Shots	Season: 1 (9x) last vs. Temple, 3/31/15 ACC: 1 (2x) last at Louisville, 2/21/15
Field Goals	Season: 5 (2x) last at Virginia Tech, 3/7/15 ACC: 5, at Virginia Tech, 3/7/15
Field Goal Attempts	Season: 10, at Virginia Tech, 3/7/15 ACC: 10, at Virginia Tech, 3/7/15
Free Throws	Season: 3, at Notre Dame, 1/17/15 ACC: 3, at Notre Dame, 1/17/15
Free Throw Attempts	Season: 4, at Notre Dame, 1/17/15 ACC: 4, at Notre Dame, 1/17/15
3-Point Field Goals	Season: 5, at Virginia Tech, 3/7/15 ACC: 5, at Virginia Tech, 3/7/15
3-Point Field Goal Attempts	Season: 5 (3x) last at Virginia Tech, 3/7/15 ACC: 5 (2x) last at Virginia Tech, 3/7/15
Minutes	Season: 27 (2x) last at Virginia Tech, 3/7/15 ACC: 27, at Virginia Tech, 3/7/15

"During the course of his career he could be one of our best players. James has size, he has skill, can pass, dribble, shoot, can shoot threes. He's very good. As he matures he's going to be a terrific player." — Coach L

- Intelligent with a high basketball IQ after playing at a high level in high school and AAU due to good coaching.
- Good body size and is maturing physically and growing into his long limbs.
- Can play positions 1-4.
- Makes tough left- and right-handed layups.
- Good pull-up jumper and can make 3-pointers.
- Enjoys life and has a good sense of humor.
- In Spain in August 2014, shot team best 68 percent from the floor and hit 57 percent (8-15) from distance en route to 11.5 ppg.
- Ranked No. 1 player in the D.C. region, by ESPN.
- Played AAU ball for Team Takeover.

- Favorites: Food: Shrimp. Movie: Next Friday. TV Show: Martin. Pro athlete: Jamal Crawford. Pro Sports Team: Cowboys. Midnight snack: Honey Bun, fruit snacks. Class at UM: Acting. Ice cream: Cookies and cream.
- Best advice received: Stay humble, stay hungry. Why UM: Great coaches, playing style and weather. Started playing basketball: Age 7.

As a Freshman (2014-15)

Miami Record Book Listings: Season - Among freshmen only: No. 3: Freshman, 3-point FG percentage, season (.365) ... Game: No. 1: 3-point FG percentage, game (1.000); Game - ACC games only: No. 1: ACC, 3-point FG made, game (5); Game - Among freshmen only: No. 1: Freshman 3-point FG percentage, game (1.000); No. 2: Freshman 3-point FG made, game (5). **Season:** Started five of 38 games played ... One of only three Canes to play all 38 games ... Averaged 3.7 points, 1.4 rebounds in 13.3 minutes per game ... Totaled 142 points, 54 rebounds in 504 minutes ... Hit 41.3 percent (52-126) from the field, 36.5 percent (23-63) from three and 65.2 percent (15-23) at the line ... Knocked down 5-of-5 from 3-point range at Virginia Tech on his way to season-high 17 points ... Scored in double digits four times ... Hit multiple 3-pointers nine times, including the first five games ... Notched 3-pointer in 11 outings ... Season highs: 17 points at Virginia Tech, 3/7; 4 rebounds three times, last vs. Temple, 3/31 ... Three assists three times, last vs. Virginia Tech, 2/18 ... 1 steal five times, last vs. Temple, 3/31; 1 blocked shot nine times, last vs. Temple, 3/31; 27 minutes twice, last at Virginia Tech, 3/7/15 ... Started three of 18 ACC games ... In ACC play averaged 3.7 points, 1.3 rebounds in 11.2 minutes ... Totaled 66 points, 24 rebounds in 201 minutes ... Connected on 38.6 percent (22-57) from the field, 36.7 percent (11-30) from three and 78.6 percent (11-14) at the line ... In two ACC Tournament games, averaged 2.0 points, 2.5 rebounds and 1.0 assists in 15.5 minutes ... Shot 40.0 FG percent (2-5) ... In five NIT games averaged 2.8 points, 1.6 rebounds in 10.4 minutes ... Hit 38.5 percent (5-13) from the field.

High School

Ranked No. 1 player in the D.C. region, by ESPN ... Senior year averaged team-high 15.7 points per game ... Played in D.C. State Athletic Association semifinal ... Led Cadets to 27-4 record ... Helped squad to a 20-win season by averaging 12 points, five rebounds and two assists as a junior ... First team all-conference ... Team captain ... Coached by Sean McAloon at St. John's College HS.

Personal

Born James Alfred Palmer, Jr., on July 31, 1996 in Washington, D.C. ... Son of Diane McFadden and the late James Palmer, Sr. ... Brother to Tijree and Tijisha ... Played AAU ball for Team Takeover ... Also recruited by Memphis, Wake Forest, Rutgers, Cincinnati and Maryland.

2014-15			
Opposition	P	R	A
Howard	6	2	2
at Florida	10	0	0
vs Drexel	6	0	0
vs Akron	8	3	0
vs Charlotte	12	2	1
at Charlotte	3	2	0
South Alabama	6	4	3
Illinois	0	0	0
Green Bay	0	0	2
Savannah State	2	1	0
Eastern Kentucky	0	1	0
vs Providence	0	0	2
Charleston	5	2	3
Virginia	0	0	1
Boston College	0	0	0
at Duke	2	2	0
at Notre Dame	11	1	0
NC State	7	0	0
at Syracuse	2	1	1
Georgia Tech	6	2	0
at Florida State	0	1	0
Louisville	3	1	0
Clemson	2	3	0
at Wake Forest	6	3	1
at Boston College	2	3	0
Virginia Tech	8	3	3
at Louisville	0	0	0
Florida State	0	0	0
North Carolina	0	0	0
at Pittsburgh	0	0	0
at Virginia Tech	17	4	1
vs Virginia Tech	2	3	1
vs Notre Dame	2	2	1
NC Central	0	2	1
Alabama	2	0	2
at Richmond	2	1	0
vs Temple	4	4	0
vs Stanford	6	1	0

2015-16 HURRICANES

PALMER CAREER STATISTICS

Season	GP	GS	Min.	Avg.	3-Point			Free Throws			Rebounds				Scoring										
					FG	FGA	Pct.	FT	FTA	Pct.	Off.	Def.	Tot.	Avg.	PF	FO	Ast.	TO	Blk	Stl	Pts.	Avg.			
2014-15	38	5	504	13.3	52	126	.413	23	63	.365	15	23	.652	14	40	54	1.4	28	0	25	28	9	5	142	3.7



DAVON REED

Junior | Guard | 6-6 | 210

Ewing, N.J. | Princeton Day School

5

Reed Season/Career Highs

Points
Season: 19 (3x) last at Pittsburgh, 3/4/15
Career: 19 (4x) last at Pittsburgh, 3/4/15
ACC: 19 (3x) last at Pittsburgh, 3/4/15

Rebounds
Season: 12, at Richmond, 3/24/15
Career: 12, at Richmond, 3/24/15
ACC: 8, vs. Florida State, 2/25/15

Assists
Season: 6, vs. NC Central, 3/17/15
Career: 7, vs. Loyola, 12/30/13
ACC: 5, vs. Virginia Tech, 2/18/15

Steals
Season: 5, at Wake Forest, 2/11/15
Career: 5, at Wake Forest, 2/11/15
ACC: 5, at Wake Forest, 2/11/15

Blocked Shots
Season: 3, vs. Temple, 3/31/15
Career: 3, vs. Temple, 3/31/15
ACC: 2, at Virginia Tech, 3/7/15

Field Goals
Season: 7 (2x) last at Pittsburgh, 3/4/15
Career: 7 (3x) last at Pittsburgh, 3/4/15
ACC: 7 (2x) last at Pittsburgh, 3/4/15

Field Goal Attempts
Season: 13, at Wake Forest, 2/11/15
Career: 13, at Wake Forest, 2/11/15
ACC: 13, at Wake Forest, 2/11/15

Free Throws
Season: 9, vs. Alabama, 3/21/15
Career: 9, vs. Alabama, 3/21/15
ACC: 6, vs. Florida State, 2/25/15

Free Throw Attempts
Season: 14, vs. Alabama, 3/21/15
Career: 14, vs. Alabama, 3/21/15
ACC: 6 (2x) last vs. Florida State, 2/25/15

3-Point Field Goals
Season: 5, vs. Louisville, 2/3/15
Career: 5 (2x) last vs. Louisville, 2/3/15
ACC: 5, vs. Louisville, 2/3/15

3-Point Field Goal Attempts
Season: 8, at Wake Forest, 2/11/15
Career: 8, vs. Arizona State, 12/1/13
ACC: 8, at Wake Forest, 2/11/15

Minutes
Season: 45, at Boston College, 2/16/15
Career: 45, at Boston College, 2/16/15
ACC: 45, at Boston College, 2/16/15

NIT All-Tournament Team, 2015 All-ACC Academic Men's Basketball Team, 2015

- Focused. Structured. Determined. Competitive. True student of the game. Will do whatever it takes to win.
- A 3 guard who played out of position at the point his freshman season for Miami.
- Can guard multiple positions, has long arms and a fierce tenacity.
- Mostly a catch-and-shoot guy. Working on game off the bounce.
- Improved both his ability to attack the basket and his layup-making skills.
- Good student. Professional approach to life and everything he does. Mature for his age.
- Missed only eight games as a sophomore after quickly rehabbing knee injury that could have sidelined him for season.
- Improved bench 175 to 250 pounds in four months as a freshman.
- Four-star swingman listed as a Top 100 player (No. 97) by Rivals.com and No. 78 in the Class of 2013 by ESPN
- Third-best talent in New Jersey and 18th best nationally at the shooting guard position, according to ESPN.com.
- Kevin Durant Skills Academy. McDonald's All-American candidate.
- 2,000 point scorer. Averaged 24 points and 10 rebounds as a senior.
- Youth Role Model Award from Join-Effort Princeton for both dedication to his community and excellence in his personal life.

- Favorites: Food: Chicken marsala. Movie: I am Legend. Book: Great Gatsby. Pro athlete: LeBron James. Quote: Dreams don't work unless you do. Subject in school: Science. Class at UM: Marketing & professional selling. Ice cream flavor: Chocolate chip cookie dough. Cereal: Captain Crunch with crunch berries. TV Show: Game of Thrones. Musical Artist: J. Cole
- Best advice received: Do what makes you happy. Why UM: ACC basketball, Coach L and sunny south Florida. Started playing basketball: Age 5.

As a Sophomore (2014-15): Miami Record Book Listings: Season: No. 5: 3-point FG percentage, season (.457); Season - ACC games only: No. 1: ACC, 3-point FG percentage, season (.527); No. 4: ACC, field goal percentage, season (.548); No. 4: ACC, 3-point FG percentage, game (.833); Game - ACC games only: No. 2: ACC, steals, game (5). **Season:** Started 21-straight games after missing the first eight with injury then coming off the bench his first eight outings ... Improved from 2.4 ppg and 2.4 rpg in five non-conference games to 9.2 ppg and 3.6 rpg in ACC play ... Improved shooting from 27.3 FG percent and 16.7 3FG percent in non-conference games to 54.8 FG percent and 52.7 3FG percent in ACC action ... Averaged 8.2 points, 4.0 rebounds, 1.9 assists and 0.9 steals in 27.5 minutes per game ... Totaled 247 points, 121 rebounds, 57 assists, 27 steals in 824 minutes ... Hit 47.0 percent (77-164) from the field, 45.7 percent (37-81) from three and 72.7 percent (56-77) at the line ... One double-double, at Richmond ... Led team in scoring twice ... Led team in rebounds twice and tied for lead twice ... Scored in double digits 12 times ... Hit multiple 3-pointers in 11 games ... Notched 3-pointer in 19 games, including nine-straight outings Jan. 17-Feb. 16 ... Dished out assist in last 14 games ... Three-or-more boards in last 11 games ... 19 assists (3.8apg) in last five games after 38 (1.5 apg) in the first 25 games ... Season highs: 19 points three times, last at Pittsburgh, 3/4; 12 rebounds at Richmond 3/24; 6 assists vs. NC Central 3/17; 5 steals at Wake Forest 2/11; 3 blocks vs. Temple 3/31; 45 minutes at Boston College 2/16 ... Started 14 of 18 ACC games played ... In ACC play, averaged 9.2 points, 3.6 rebounds, 1.6 assists, 1.0 steals in 28.7 minutes per game ... Totaled 165 points, 64 rebounds, 29 assists, 18 steals in 517 minutes ... In ACC play averaged 54.8 percent (57-104) from the field, 52.7 percent (29-55) from three and 73.3 percent (22-30) at the line ... In two ACC Tournament games, averaged 8.0 points, 5.0 rebounds, 1.0 assists, 1.0 steals in 33.0 minutes ... Shot 31.3 percent (5-16) from the field, 50.0 percent (3-6) from three and 60.0 percent (3-5) at the line ... In five NIT games averaged 10.8 points, 7.0 rebounds, 3.8 assists, 1.0 blocks in 34.6 minutes ... Second team in scoring in NIT outings ... Made 36.4 percent (12-33) from the field, 28.6 percent (4-14) from three and 70.3 percent (26-37) at the line ... Fall 2014 - Athletic Director's Honor Roll (3.2+ GPA), Book Buster (3.0+ GPA) ... Spring 2015 - Athletic Director's Honor Roll (3.2+ GPA), Book Buster (3.0+ GPA).

As a Freshman (2013-14): Started 10 of 33 games ... Averaged 6.6 points, 1.7 rebounds, 1.2 assists in 20.7 minutes ... Totaled 217 points, 55 rebounds, 38 assists and 683 minutes ... Hit 34.3 percent (71-207) of shots from field, 35.7 percent (40-112) from three and 66.0 percent (35-53) at free throw line ... Started four of 18 ACC games ... In ACC play averaged 4.8 points and 1.5 rebounds in 15.9 minutes ... Totaled 86 points, 27 rebounds and 287 minutes ... Connected on 30.1 percent (28-93) from field, 30.4 percent (14-46) from three and 69.6 percent (16-23) at free throw line ... In two ACC Tournament games, averaged 11.5 points off bench ... Shot 50 percent (5-11) from field, 45.5 percent (5-11) from three and 100.0 percent (2-2) at free throw line ... Led team in scoring two games ... Scored in double digits seven games ... Hit multiple 3-pointers in seven games ... Notched 3-pointer in 13-straight games from 11/11 to 1/4 ... Season highs: 19 points vs. Arizona State, 12/1; 5 rebounds, twice, last vs. Virginia Tech, 12/8; 7 assists vs. Loyola, 12/30; 5 3-pointers vs. Arizona State, 12/1; 36 minutes, twice, last vs. Arizona State, 12/1 ... Book Buster (3.0 spring semester GPA) ... Athletic Director's Honor Roll (3.2 spring semester GPA) ... Dean's List (3.5 spring semester GPA).

High School: Four-star swingman listed as a Top 100 player (No. 97) by Rivals.com and No. 78 in the Class of 2013 by ESPN ... Third-best talent in New Jersey and 18th best nationally at the shooting guard position, according to ESPN.com ... Rivals ranked him as 24th among shooting guards ... Kevin Durant Skills Academy ... 2,000 point scorer ... Averaged 24 points and 10 rebounds as a senior ... McDonald's All-American candidate ... Prep B Player of the Year in New Jersey ... All-area player of the year twice ... Averaged 27 points and nine rebounds per game for Princeton Day School junior season ... Coached by Paris McClean ... Youth Role Model Award from Join-Effort Princeton for both dedication to his community and excellence in personal life.

Personal: Name is pronounced Day-von ... Born Davon Malcolm Reed on June 11, 1995 ... Son of David and Rose Reed ... Brother to Miles ... Majoring in sports administration ... Played AAU ball with Team Final ... Chose Miami over offers from Wake Forest, Cincinnati, Xavier and Memphis ... Student-Athlete Advisory Committee representative at UM ... Book Buster (3.0 spring semester GPA) ... Athletic Director's Honor Roll (3.2 spring semester GPA) ... Dean's List (3.5 spring semester GPA) ... ACC Honor Roll.

2013-14				2014-15			
Opposition	P	R	A	Opposition	P	R	A
St. Francis (NY)	3	1	0	Green Bay	0	0	0
Ga. Southern	7	1	2	Savannah State	0	1	1
Texas Southern	11	3	3	Eastern Kentucky	7	4	0
at C of Charleston	3	2	3	vs Providence	0	2	2
UCF	17	5	1	Charleston	5	5	4
vs Geo. Wash.	6	2	2	Virginia	4	1	0
at CS Fullerton	9	3	2	Boston College	0	2	0
vs Arizona State	19	1	2	at Duke	4	3	2
at Nebraska	5	2	2	at Notre Dame	9	4	4
Virginia Tech	10	5	0	NC State	10	1	2
at Savannah State	8	1	1	at Syracuse	11	2	1
La Salle	8	0	4	Georgia Tech	6	4	0
Loyola	8	2	7	at Florida State	11	6	2
at Syracuse	5	0	1	Louisville	19	5	1
at North Carolina	0	2	0	Clemson	3	2	0
Florida State	0	1	0	at Wake Forest	17	4	0
at Georgia Tech	3	0	0	at Boston College	19	6	3
Duke	2	2	0	Virginia Tech	9	3	5
Syracuse	16	2	0	at Louisville	0	2	1
at Maryland	6	1	1	Florida State	18	8	1
Norfolk State	4	4	1	North Carolina	2	3	2
Pittsburgh	4	3	1	at Pittsburgh	19	3	3
NC State	3	1	1	at Virginia Tech	4	5	2
at Florida State	7	2	2	vs Virginia Tech	10	4	1
at Virginia Tech	5	2	0	vs Notre Dame	6	6	1
Notre Dame	12	3	0	NC Central	7	3	6
Boston College	0	0	0	Alabama	15	8	3
at Virginia	2	1	0	at Richmond	10	12	2
at NC State	5	0	0	vs Temple	6	7	4
Wake Forest	3	1	0	vs Stanford	16	5	4
vs Virginia Tech	14	1	0				
vs NC State	9	0	1				

2015-16 HURRICANES

REED CAREER STATISTICS

Season	GP	GS	Min.	Avg.	FG	FGA	Pct.	3-Point			Free Throws			Rebounds				Scoring							
								FG	FGA	Pct.	FT	FTA	Pct.	Off.	Def.	Tot.	Avg.	PF	FO	Ast.	TO	Blk	Stl	Pts.	Avg.
2013-14	33	10	683	20.7	71	207	.343	40	112	.357	35	53	.660	12	43	55	1.7	55	0	38	44	4	16	217	6.6
2014-15	30	21	824	27.5	77	164	.470	37	81	.457	56	77	.727	25	96	121	4.0	68	1	57	32	13	27	247	8.2
TOTAL	63	31	1507	23.9	148	371	.399	77	193	.399	91	130	.700	37	139	176	2.8	123	1	95	76	17	43	464	7.4



MIKE ROBINSON

Freshman | Guard | 5-10 | 170

20

New Britain, Conn. | New Britain HS

- Manager turned walk on.
- Good athlete who played basketball, football and was on track team in high school.
- Nicknames are Mike Rob and Springs.


• Favorites: Meal: Chicken, candied yams, mashed potatoes. Athlete: Kobe Bryant. Pro Team: Lakers. Midnight snack: Cinnamon Toast Crunch. Ice Cream: Strawberry. Move: Love & Basketball. TV Show: Martin. Musical Artist: Styles P. Place on Campus: The BUC.

High School

Also played wide receiver on the football team and in track participated in the high jump, long jump, triple jump and 4x100 relay team ... Mascot was the Golden Hurricanes ... William F. Burns Memorial Award and Scholarship ... Harry L. Stromquist Memorial Scholarship ... 2014 Connecticut Association of Schools Scholar-Athlete ... Academic all-conference in basketball four seasons ... Two-year varsity basketball captain ... One-year football and track captain.

Personal

Born May 2, 1996 in New Britain, Conn. ... Son of Eugene and Veronica Robinson ... Brother to Eugene ... Majoring in finance ... Good quickness and a high motor ... Competes hard on both ends, pressures basketball, attacks defense with his dribble.



ANGEL RODRIGUEZ

Redshirt Senior | Guard | 5-11 | 185

Cupey, P.R. | Kansas State | Dr. Krop HS (Miami, Fla.)

13

Rodriguez Season / Career Highs

Points
Season: 25 (2x) last vs. Florida State, 2/25/15
Career: 25 (2x) last vs. Florida State, 2/25/15
ACC: 25 (2x) last vs. Florida State, 2/25/15

Rebounds
Season: 8, vs. Akron, 11/21/14
Career: 8, vs. Akron, 11/21/14
ACC: 4 (5x) last vs. Florida State, 2/25/15

Assists
Season: 9, vs. Akron, 11/21/14
Career: 10, twice
ACC: 8, at Syracuse, 1/24/15

Steals
Season: 5 (2x) last at Duke, 1/13/15
Career: 5 (2x) last at Duke, 1/13/15
ACC: 5, at Duke, 1/13/15

Blocked Shots
Season: 2 (2x), last vs. Akron, 11/21/14
Career: 2 (2x) last vs. Akron, 11/21/14
ACC: 1 (2x) last vs. NC State, 1/22/15

Field Goals
Season: 8 (2x) last vs. Florida State, 2/25/15
Career: 8 (3x) last vs. Florida State, 2/25/15
ACC: 8 (2x) last vs. Florida State, 2/25/15

Field Goal Attempts
Season: 22, vs. Virginia, 01/03/15
Career: 22, vs. Virginia, 01/03/15
ACC: 22, vs. Virginia, 01/03/15

Free Throws
Season: 10, vs. Virginia, 01/03/15
Career: 10, vs. Virginia, 01/03/15
ACC: 10, vs. Virginia, 01/03/15

Free Throw Attempts
Season: 12 (2x) last vs. Florida State, 2/25/15
Career: 12 (2x) last vs. Florida State, 2/25/15
ACC: 12 (2x) last vs. Florida State, 2/25/15

3-Point Field Goals
Season: 5, at Florida, 11/17/14
Career: 5, (3x) last at Florida, 11/17/14
ACC: 4, at Duke, 1/13/15

3-Point Field Goal Attempts
Season: 9 (2x) last at Syracuse, 1/24/15
Career: 10, vs. TCU, 3/5/13
ACC: 9, at Syracuse, 1/24/15

Minutes
Season: 44, vs. Virginia, 01/03/15
Career: 44, vs. Virginia, 01/03/15
ACC: 44, vs. Virginia, 01/03/15

- ACSM AII-ACC Team, H.M., 2015
- Bob Cousy Collegiate PG of the Year Award Preseason Watch List, 2015
- Oscar Robertson Trophy Preseason Watch List, 2015
- ACC Player of the Week - Nov. 24, 2014
- Gildan Charleston Classic Most Valuable Player, 2014
- NABC District 8 Second Team
- All-Big 12 Second Team
- Big 12 All-Defensive Team
- Phillips 66 All-Championship Team
- Big 12 Co-Champions
- Phillips 66 Co-Big 12 Player of the Week (Feb. 18)

- Floor general. Vocal and physical leader. High energy. Quick side-to-side.
- Ultra competitive. A bulldog. Very physical. Will use his strength on defense and to go to the rim.
- Wants ball in hands at end of game. Big shot maker.
- Defensive mindset. Takes pride in his D.
- Makes an array of layups, floaters and pull-up jumpers.
- Gets the best out of others. Creates for teammates, scores off the dribble.
- Transferred from Kansas State in fall of 2013, sitting out 2013-14 due to NCAA transfer rules.
- As a sophomore at K-State (2012-13): NABC District 8 second team. All-Big 12 Second Team. Big 12 All-Defensive Team. Phillips 66 All-Championship Team. Big 12 Co-Champions.
- Ranked third in Big 12 in assists, fourth in steals and fifth in assist-to-turnover ratio during his sophomore season in 2012-13.
- Born in San Juan, Puerto Rico. First language is Spanish. Left Puerto Rico at age 15 to come to U.S. to play basketball. Transferred to Miami to be closer to home so his mother can watch his games.
- Despite baseball being a pastime in Puerto Rico, never played because action was too slow.

"Coming to Miami was the best decision I ever made in my life. There are just so many positive things ever since I came here. I got healthy. I met the great staff that we have, from top to bottom. I'm close to my family. I see my friends. I have a life other than basketball. So my mind is not just stuck in basketball. I kind of get my time to relax. I'm from Puerto Rico, I get to go to the beach and kind of feel like I'm at home, too. And at the same time it motivates me to get to be close to my family because it's something I don't want to take for granted any more. I'm enjoying every single moment that I spend with them. It motivates me to do good, and make them proud, because finally they're going get to see me at the games."

As a Redshirt Junior (2014-15): Career: Scored 1,022 career points, including 640 at Kansas State University. **Final 2015 NCAA rankings:** No. 58 steals per game; No. 63 total steals. **Miami Record Book Listings:** Season - No. 7: Steals, season (59); Season - ACC games only: No. 2: ACC, free throws attempted, season (81); No. 3: ACC, free throws made, season (62); No. 3: ACC, assists, season (69); No. 4: ACC, steals, season (25); Game - ACC games only: No. 2: ACC, steals, game (5); No. 4: ACC, field goals attempted, game (22); No. 4: ACC, assists, game (8). **Among ACC players in all games:** No. 3 steals (1.8) ... Among ACC players in league games only: No. 6 assists (4.3), No. 7 steals (1.6), No. 8 free throw percentage (76.5). **Season:** Started 29 of 32 games played, missing six outings due to injury ... Averaged 11.9 points, 3.9 assists, 2.3 rebounds, 1.8 steals in 28.3 minutes per game ... Totaled 382 points, 126 assists, 75 rebounds, 59 steals in 906 minutes ... Hit 33.7 percent (110-326) from field, 30.4 percent (48-158) from field, 74.5 percent (114-153) at line ... Led team in scoring nine times and tied once ... Second on team in scoring in all games and ACC outings ... Scored in double digits 18 games ... Dished four-or-more assists 19 times, six-or-more six times ... Hit multiple 3-pointers 12 times, and four-or-more in four times ... Notched 3-pointer in 24 games, and first 10 outings ... Season highs: 25 points twice, last vs. Oklahoma State, 2/25; 8 rebounds vs. Akron, 11/21; 9 assists vs. Akron, 11/21; 5 steals twice, last at Duke, 1/13; 2 blocked shots twice, last vs. Akron, 11/21; 44 minutes vs. Virginia, 1/3 ... Started 15 of 16 ACC games ... In ACC played averaged 11.3 points, 4.3 assists, 2.1 rebounds, 1.6 steals in 29.1 minutes per game ... Totaled 181 points, 69 assists, 33 rebounds, 25 steals in 465 minutes ... Connected on 30.4 percent (51-168) from field, 21.3 percent (17-80) from three and 76.5 percent (62-81) at line ... In two ACC Tournament games, averaged 10.0 points, 1.5 steals, 1.0 assists and 1.0 rebounds per game ... Shot 45.5 percent (5-11) from field ... In one NIT game averaged 4.0 points, 1.0 assists, 1.0 steals.

As a Junior (2013-14): Transferred from Kansas State ... Sat out season due to NCAA transfer rules.
As a Sophomore (2012-13): NABC District 8 second team ... All-Big 12 Second Team ... Big 12 All-Defensive Team ... Phillips 66 All-Championship Team ... Big 12 Co-Champions ... Phillips 66 Co-Big 12 Player of the Week (Feb. 18) ... Averaged 11.4 points on 36.1 percent shooting, including 34.4 percent from 3-point range, to go with 5.2 assists, 2.1 rebounds and 1.5 steals in 28.2 minutes per game ... Started all 33 games ... Hit 82.6 percent at free throw line and posted a 2.2 assist to turnover ratio ... Led Wildcats in 3-point field goals (55), assists (173) and steals (50) ... Second on team in scoring (11.4 ppg), double-digit scoring games (23) and minutes per game (28.2) ... Among top five in Big 12 in assist-to-turnover ratio (second), assists (third), free throw percentage (third) and steals (fourth) ... His 173 assists are second-most in a single-season at K-State ... 5.24 assists per game average and 2.22 assist-to-turnover ratio rank fifth in school history ... Earned Jack Hartman Top Defensive Player and Ernie Barrett Play Hard team awards.

As A Freshman (2011-12): Saw action in 32 games with 17 starts as a true freshman ... Appearances and starts ranked second among rookies ... 17 starts all came in last 17 games ... Fall 2011 Big 12 Commissioner's Honor Roll ... Double-digit minutes in 31 games, including 19 games of at least 20 minutes ... Played a season-high 39 minutes in a win at Baylor (2/18/12) ... Averaged 8.3 points on 36 percent shooting (80-of-222), including 31.7 percent (32-of-101) from 3-point range, with 3.2 assists, 2.5 rebounds and 1.3 steals in 21.7 minutes per game ... Connected on 68.9 percent (73-of-106) from free throw line ... Ranked among top five in seven categories: 11th in assists and steals, third in field goal attempts, 3-point field goals, free throws and fourth in scoring and minutes ... First freshman to pace team in both assists and steals since Steve Henson in 1986-87 ... Ranked 11th in Big 12 in assists, steals and assist-to-turnover ratio (1.2) ... One of just two freshmen in league to rank in top 15 in all three categories ... Scored in 28 games, including 14 double-digit efforts ... Led team in scoring in five games, including a season-best 17 points vs. Southern Illinois (12/22/11) ... Connected on at least two 3-point field goals in nine games, including a season-high five vs. Southern Illinois (12/22/11) ... Had a season-high six rebounds in a win at Oklahoma State (1/21/12) ... Paced squad in assists in a team-best 13 games, including 12 in Big 12 play ... Dished out a season-best eight vs. Iowa State (2/25/12) ... Had at least five assists in eight games ... Nabbed at least one steal in 21 games, including a season-best four at Baylor (2/18/12) and Iowa State (2/25/12) ... Saw action in 17 Big 12 games, averaging 22.4 minutes per game ... Averaged 8.2 points on 39.1 percent shooting (45-of-115), including 31.1 percent (14-of-45), with 3.8 assists, 2.6 rebounds and 1.6 steals per game ... Ranked among top five on team in six categories in Big 12 play, including first in assists and steals, third in scoring, field goals and 3-point field goals and fourth in minutes ... Placed in top 10 in Big 12 in assists (eighth), steals (fourth) and assist-to-turnover ratio (10th), only Big 12 freshman to rank among top 10 in all three categories ... Started Big 12 Championship Quarterfinal game vs. Baylor (3/8/12) and both NCAA Tournament games, only freshman to do so on squad ... Finished year with double-digit points in five of last six games ... Coached by Frank Martin.


High School: No. 4 prospect in state of Florida by FloridaHoops.com ... A three-year letterman at Dr. Michael Krop High School in Miami, Fla. ... Averaged 23 points and six assists as a senior ... Named first team All-Class 6A by Florida Association of Basketball Coaches (FABC) ... All-Dade County team by *Miami Herald* ... Had steal and game-winning basket in a 57-55 win over Hialeah-Miami Lakes and future Kansas State teammate Adrian Diaz to capture District 13-6A title ... Posted 32 points against Carol City (2/10/11) in District 13-6A semifinals ... Helped Lightning to a 26-6 record and its first trip to Class 6A state final four as a junior in 2009-10 ... Averaged 20.9 points, seven assists and 3.9 rebounds as a junior ... *Miami Herald's* 2009-10 Class 6A Player of the Year ... First team all-state ... Second team All-Florida (all classifications) ... First team All-Class 6A by FloridaHoops.com as a junior ... Collected a team-high 23 points and eight rebounds in loss to Orlando Dr. Phillips in state semifinals ... Posted 39 points in Regional Final win over Columbus ... Scored 38 points in a win over Arlington Country Day ... Led team in scoring and assists as a sophomore en route to guiding Lightning to district title ... First team All-Dade County by *Miami Herald* ... Injured knee during summer after senior year of high school ... Coached by Marcos "Shakey" Rodriguez.

Personal: Angel Daniel Rodriguez Tricoche was born Dec. 5, 1992, in San Juan, Puerto Rico ... Left Puerto Rico at age 15 to come to U.S. to play basketball ... Mother is Jacqueline Tricoche ... Has two younger brothers, Luis Rivera and Yaniel Rivera ... Cousin, Javi Gonzalez, played four seasons (2007-11) at NC State ... Received scholarship offers from Louisville, Florida and N.C. State ... Will graduate in December 2015 with B.S. Ed. in sports administration ... Enjoys singing and watching reality TV.

RODRIGUEZ CAREER STATISTICS

K-State	GP	GS	Min.	Avg.	FG	FGA	Pct.	3-Point			Free Throws			Rebounds			Scoring								
								FG	FGA	Pct.	FT	FTA	Pct.	Off.	Def.	Tot.	Avg.	PF	FO	Ast.	TO	Blk	Stl	Pts.	Avg.
2011-12	32	7	694	21.7	80	222	.360	32	101	.317	73	106	.689	18	61	79	2.5	89	4	101	85	1	41	265	8.3
2012-13	33	33	930	28.2	115	319	.361	55	160	.344	90	109	.826	18	51	69	2.1	70	1	173	78	0	50	375	11.4
Totals	65	40	1,624	25.0	195	541	.360	87	261	.333	163	215	.758	36	112	148	2.3	159	5	274	163	1	91	640	9.8
Miami	GP	GS	Min.	Avg.	FG	FGA	Pct.	FG	FGA	Pct.	FT	FTA	Pct.	Off.	Def.	Tot.	Avg.	PF	FO	Ast.	TO	Blk	Stl	Pts.	Avg.
2014-15	32	29	906	28.3	110	326	.337	48	158	.304	114	153	.745	14	61	75	2.3	89	6	126	74	9	59	382	11.9

2015-16 HURRICANES



CHRIS STOWELL

Sophomore | Forward | 6-6 | 190

35

Exeter, N.H. | Tilton School (N.H.) | Exeter HS

- Last name is pronounced stole.
- Walk on from New Hampshire who played postgraduate year at Tilton School.
- Foote Fellow at UM - a program that is offered to a select number of incoming freshmen who have a record of curricular and co-curricular distinction in high school and exhibit an interest in and capacity for independent and self-motivated learning.
- Good athleticism and is improving his strength.
- Looking to expand his offensive game to shoot 3-pointers.
- Brother, Bill, played basketball at Plymouth State University.
- Speaks English, Spanish, some Italian, a little Russian, and is learning Chinese and Hebrew.

2014-15			
Opposition	P	R	A
Howard	0	0	1
Charleston	0	0	0
Virginia Tech	0	0	0
at Virginia Tech	0	0	0

- Favorites: Food: Tacos. Movie: Oceans 11. Book: Mind Gym by Gary Mack. Pro athlete: Alex Rodriguez. Quote: Winners never quit and quitters never win. Actor: Mark Harmon. Class at UM: Chinese 101. Ice cream: Peanut butter. Cuban dish: Dulce de leche and Cuban coffee. Pro Team: New York Yankees. Midnight Snack: Orange creamsicles. TV Show: Game of Thrones.
- Biggest fear: Clowns. Ideal profession: Entrepreneur. Why UM: Best combination of academics and athletics. Started playing basketball: Age 4.

As a Freshman (2014-15)

Played in four games as a true freshman ... One assist vs. Howard, in first collegiate game ... One shot attempt, vs. College of Charleston ... Totaled six minutes ... Spring 2015 - President's Honor Roll (4.0 GPA), Provost's Honor Roll (3.75+ GPA), Dean's List (3.5+ GPA), Athletic Director's Honor Roll (3.2+ GPA) and Book Buster (3.0+ GPA) ... Fall 2014 - Provost's Honor Roll (3.75+ GPA), Dean's List (3.5+ GPA), Athletic Director's Honor Roll (3.2+ GPA) and Book Buster (3.0+ GPA).

Tilton School

During post graduate year in 2013-14, won postseason coaches award ... Coached by Marcus O'Neil ... Honor roll.

Exeter High School

Helped Blue Hawks to state playoffs in both the 2011-12 and 2012-13 seasons ... Reached quarterfinals senior year ... In 2012-13 assisted team to championship game of the 50th Annual Queen City Invitational by scoring 10 points and going 6-for-6 from line in semi-final game ... Coached by Jeff Holmes at Exeter ... Twice earned scholar-athlete award ... Honor roll.

Personal

Born Christopher Michael Stowell on Dec. 29, 1994 in Exeter, N.H. ... Last name is pronounced stole ... Son of Bill and Maria ... Brother to Bill, Jr., who played basketball at Plymouth State University ... One of 560 students (out of 10,000 undergrads) to be named a Foote Fellow at UM - a program that is offered to select incoming freshmen who have a record of curricular and co-curricular distinction in high school and exhibit an interest in and capacity for independent and self-motivated learning ... Student-Athlete Advisory Committee representative at UM.



2014-15 REVIEW

Results	40
Season Statistics	41
Postseason Statistics	42
Individual Points - Rebounds - Assists	43
Game-by-Game Comparison	44-45
Game Individual Leaders	46
Game Highs and Game Lows	47
Top Individual Performances / Trends	48
ACC Standings / ACC Tournament / ACC Awards	49
ACC Awards	50
ACC Individual Leaders	51
ACC Team Leaders	52
Conference Team Leaders - ACC Games Only	53
Box Scores	54-60



2014-15 RESULTS

	OVERALL	HOME	AWAY	NEUTRAL
ALL GAMES	25-13	12-6	8-4	5-3
CONFERENCE	10-8	5-4	5-4	0-0
NON-CONFERENCE	15-5	7-2	3-0	5-3

DATE	OPPONENT	RESULTS	RECORD	HIGH POINTS	HIGH REBOUNDS	ATTEND
11-14-14	HOWARD	W, 84-49	1-0	(19)Sheldon McClellan	(11)Tonye Jekiri	4,544
11-17-14	at Florida	W, 69-67	2-0	(24)Angel Rodriguez	(8)Tonye Jekiri	11,156
11-20-14	vs Drexel &	W, 66-46	3-0	(15)Manu Lecomte (15)Angel Rodriguez	(13)Tonye Jekiri	1,131
11-21-14	vs Akron &	W, 79-51	4-0	(17)Sheldon McClellan	(16)Tonye Jekiri	855
11-23-14	vs Charlotte &	W, 77-58	5-0	(19)Sheldon McClellan	(8)Sheldon McClellan	1,532
11-25-14	at Charlotte &	W, 77-74	6-0	(31)Sheldon McClellan	(13)Tonye Jekiri	7,163
11-28-14	SOUTH ALABAMA	W, 87-75	7-0	(17)Sheldon McClellan	(8)Tonye Jekiri	4,267
12-02-14	ILLINOIS %	W, 70-61	8-0	(19)Deandre Burnett	(9)Tonye Jekiri (9)Sheldon McClellan	6,086
12-06-14	GREEN BAY	L, 55-68	8-1	(21)Deandre Burnett	(13)Joe Thomas	4,735
12-08-14	SAVANNAH STATE	W, 70-39	9-1	(17)Angel Rodriguez	(9)Tonye Jekiri	4,274
12-19-14	EASTERN KENTUCKY	L, 44-72	9-2	(14)Sheldon McClellan	(6)Tonye Jekiri	4,467
12-22-14	vs Providence ^	L, 62-76	9-3	(19)Angel Rodriguez	(10)Tonye Jekiri	6,519
12-30-14	CHARLESTON	W, 67-40	10-3	(15)Angel Rodriguez	(8)Tonye Jekiri	4,705
01-03-15	VIRGINIA *	L, 80-89 2OT	10-4	(25)Angel Rodriguez	(12)Tonye Jekiri	5,377
01-10-15	BOSTON COLLEGE *	W, 60-56	11-4	(17)Angel Rodriguez	(15)Tonye Jekiri	6,608
01-13-15	at Duke *	W, 90-74	12-4	(24)Angel Rodriguez	(10)Tonye Jekiri	9,314
01-17-15	at Notre Dame *	L, 70-75	12-5	(17)Sheldon McClellan	(13)Tonye Jekiri	9,149
01-22-15	NC STATE *	W, 65-60	13-5	(16)Sheldon McClellan	(10)Tonye Jekiri (10)Sheldon McClellan	6,556
01-24-15	at Syracuse *	W, 66-62	14-5	(13)Tonye Jekiri	(15)Tonye Jekiri	30,677
01-28-15	GEORGIA TECH *	L, 50-70	14-6	(13)Tonye Jekiri	(9)Tonye Jekiri	5,031
02-01-15	at Florida State *	L, 54-55	14-7	(13)Sheldon McClellan	(6)Davon Reed	7,282
02-03-15	LOUISVILLE *	L, 55-63	14-8	(19)Davon Reed	(10)Tonye Jekiri	6,563
02-08-15	CLEMSON *	W, 56-45	15-8	(19)Sheldon McClellan	(17)Tonye Jekiri	6,351
02-11-15	at Wake Forest *	L, 70-72	15-9	(17)Davon Reed	(8)Sheldon McClellan	9,918
02-16-15	at Boston College *	W, 89-86 2OT	16-9	(24)Sheldon McClellan	(15)Tonye Jekiri	3,813
02-18-15	VIRGINIA TECH *	W, 76-52	17-9	(21)Sheldon McClellan	(15)Tonye Jekiri	5,007
02-21-15	at Louisville *	L, 53-55	17-10	(17)Sheldon McClellan	(15)Tonye Jekiri	21,345
02-25-15	FLORIDA STATE *	W, 81-77	18-10	(25)Angel Rodriguez	(11)Tonye Jekiri	5,857
02-28-15	NORTH CAROLINA *	L, 64-73	18-11	(11)Ivan CruzUceda (11)Sheldon McClellan	(7)Tonye Jekiri	7,972
03-04-15	at Pittsburgh *	W, 67-63	19-11	(20)Sheldon McClellan	(11)Tonye Jekiri	10,549
03-07-15	at Virginia Tech *	W, 82-61	20-11	(20)Manu Lecomte	(5)Ivan CruzUceda (5)Davon Reed	5,421
03-11-15	vs Virginia Tech \$	W, 59-49	21-11	(16)Sheldon McClellan	(8)Tonye Jekiri	22,026
03-12-15	vs Notre Dame \$	L, 63-70	21-12	(15)Angel Rodriguez	(11)Tonye Jekiri	22,026
03-17-15	NC CENTRAL #	W, 75-71	22-12	(18)Manu Lecomte	(6)Tonye Jekiri	1,612
03-21-15	ALABAMA #	W, 73-66	23-12	(17)Manu Lecomte	(12)Tonye Jekiri	1,979
03-24-15	at Richmond #	W, 63-61	24-12	(16)Sheldon McClellan	(12)Davon Reed	6,126
03-31-15	vs Temple #	W, 60-57	25-12	(16)Sheldon McClellan	(11)Sheldon McClellan	7,185
04-02-15	vs Stanford #	L, 64-66 OT	25-13	(17)Sheldon McClellan	(5)Ivan CruzUceda (5)Davon Reed (5)Omar Sherman	6,600

& = Gildan Charleston Classic, S.C.
\$ = ACC Tournament, Greensboro, N.C.

% = ACC-Big Ten Challenge
= National Invitation Tournament

^ = Brooklyn Holiday Hoops Invitational, N.Y.
* = Conference game

ATTENDANCE SUMMARY	GAMES	TOTALS	AVG/GAME
HOME	18	91991	5111
AWAY	12	131913	10993
NEUTRAL	8	67874	8484
TOTAL	38	291778	7678



2014-15 SEASON STATISTICS

ALL GAMES (25-13)

##	Player	GP-S	Min-Avg	TOTAL		3-PTS		FT-A	Pct	REBOUNDS			PF-FO	A	TO	Blk	Stl	Pts	Avg
				FG-A	Pct	3FG-A	Pct			Off-Def	Tot-Avg								
10	Sheldon McClellan	38-38	1278-33.6	192-397	.484	54-151	.358	112-136	.824	32-146	178-4.7	59-0	74	49	7	34	550	14.5	
13	Angel Rodriguez	32-29	906-28.3	110-326	.337	48-158	.304	114-153	.745	14-61	75-2.3	89-6	126	74	9	59	382	11.9	
23	Tonye Jekiri	37-37	1120-30.3	123-246	.500	1-1	1.000	70-96	.729	118-248	366-9.9	114-5	42	51	51	21	317	8.6	
05	Davon Reed	30-21	824-27.5	77-164	.470	37-81	.457	56-77	.727	25-96	121-4.0	68-1	57	32	13	27	247	8.2	
20	Manu Lecomte	38-23	853-22.4	92-214	.430	52-114	.456	64-73	.877	11-41	52-1.4	56-1	67	43	0	18	300	7.9	
01	Deandre Burnett	28-3	488-17.4	64-180	.356	28-96	.292	39-53	.736	13-43	56-2.0	32-0	18	24	4	14	195	7.0	
33	Ivan CruzUceda	21-6	360-17.1	37-99	.374	21-62	.339	14-17	.824	18-56	74-3.5	19-0	4	13	5	8	109	5.2	
22	Omar Sherman	36-10	593-16.5	67-156	.429	24-79	.304	15-23	.652	22-60	82-2.3	59-0	18	12	20	8	173	4.8	
00	Ja'Quan Newton	34-3	459-13.5	45-111	.405	4-10	.400	41-64	.641	8-35	43-1.3	34-0	47	39	4	8	135	4.0	
12	James Palmer	38-5	504-13.3	52-126	.413	23-63	.365	15-23	.652	14-40	54-1.4	28-0	25	28	9	5	142	3.7	
02	Joe Thomas	31-15	328-10.6	18-31	.581	0-0	.000	4-14	.286	32-33	65-2.1	33-1	9	7	4	7	40	1.3	
11	Mike Fernandez	4-0	6-1.5	1-2	.500	0-1	.000	0-0	.000	0-0	0-0.0	1-0	0	0	0	0	2	0.5	
35	Chris Stowell	4-0	6-1.5	0-1	.000	0-0	.000	0-0	.000	0-0	0-0.0	1-0	1	0	0	0	0	0.0	
TM	TEAM									70-81	151-4.0			13					
	Total	38		878-2053	.428	292-816	.358	544-729	.746	377-940	1317-34.7	593-14	488	385	126	209	2592	68.2	
	Opponents	38		888-2111	.421	232-717	.324	396-602	.658	390-897	1287-33.9	661-12	446	418	127	192	2404	63.3	

SCORE BY PERIODS:	1st	2nd	OT	2OT	Total
Miami	1140	1407	23	22	2592
Opponents	1076	1275	25	28	2404

ACC GAMES (7-11)

##	Player	GP-S	Min-Avg	TOTAL		3-PTS		FT-A	Pct	REBOUNDS			PF-FO	A	TO	Blk	Stl	Pts	Avg
				FG-A	Pct	3FG-A	Pct			Off-Def	Tot-Avg								
10	Sheldon McClellan	18-18	616-34.2	85-184	.462	28-80	.350	56-67	.836	11-60	71-3.9	22-0	37	21	5	17	254	14.1	
13	Angel Rodriguez	16-15	465-29.1	51-168	.304	17-80	.213	62-81	.765	7-26	33-2.1	54-4	69	37	2	25	181	11.3	
23	Tonye Jekiri	18-18	581-32.3	65-128	.508	0-0	.000	39-55	.709	65-131	196-10.9	52-2	13	26	24	14	169	9.4	
05	Davon Reed	18-14	517-28.7	57-104	.548	29-55	.527	22-30	.733	12-52	64-3.6	43-1	29	16	6	18	165	9.2	
20	Manu Lecomte	18-5	352-19.6	36-85	.424	23-44	.523	26-31	.839	2-17	19-1.1	23-0	29	19	0	10	121	6.7	
33	Ivan CruzUceda	14-1	194-13.9	23-62	.371	13-39	.333	10-13	.769	12-31	43-3.1	12-0	3	8	1	5	69	4.9	
01	Deandre Burnett	12-3	183-15.3	18-52	.346	7-28	.250	14-19	.737	3-10	13-1.1	15-0	8	12	2	2	57	4.8	
22	Omar Sherman	17-8	293-17.2	29-71	.408	14-42	.333	5-9	.556	8-18	26-1.5	28-0	12	8	7	5	77	4.5	
00	Ja'Quan Newton	15-2	202-13.5	22-52	.423	2-7	.286	13-23	.565	3-12	15-1.0	15-0	24	17	1	2	59	3.9	
12	James Palmer	18-3	201-11.2	22-57	.386	11-30	.367	11-14	.786	5-19	24-1.3	14-0	7	6	2	1	66	3.7	
02	Joe Thomas	14-3	92-6.6	5-7	.714	0-0	.000	0-1	.000	9-6	15-1.1	16-0	2	1	0	1	10	0.7	
11	Mike Fernandez	2-0	2-1.0	0-1	.000	0-1	.000	0-0	.000	0-0	0-0.0	1-0	0	0	0	0	0	0.0	
35	Chris Stowell	2-0	2-1.0	0-0	.000	0-0	.000	0-0	.000	0-0	0-0.0	0-0	0	0	0	0	0	0.0	
TM	TEAM									31-41	72-4.0			5					
	Total	18		413-971	.425	144-406	.355	258-343	.752	168-423	591-32.8	295-7	233	176	50	100	1228	68.2	
	Opponents	18		431-972	.443	118-331	.356	208-310	.671	171-430	601-33.4	306-5	228	201	62	86	1188	66.0	

SCORE BY PERIODS:	1st	2nd	OT	2OT	Total
Miami	530	658	18	22	1228
Opponents	526	616	18	28	1188



2014-15 POSTSEASON STATISTICS

ACC TOURNAMENT (1-1)

##	Player	TOTAL		3-PTS		REBOUNDS												
		GP-S	Min-Avg	FG-A	Pct	3FG-A	Pct	FT-A	Pct	Off-Def	Tot-Avg	PF-FO	A	TO	Blk	Stl	Pts	Avg
10	Sheldon McClellan	2-2	77-38.5	9-20	.450	2-9	.222	6-8	.750	1-10	11-5.5	4-0	1	2	1	4	26	13.0
23	Tonye Jekiri	2-2	58-29.0	7-14	.500	0-0	.000	6-8	.750	4-15	19-9.5	9-1	1	1	1	0	20	10.0
13	Angel Rodriguez	2-0	34-17.0	5-11	.455	2-3	.667	8-13	.615	1-1	2-1.0	2-0	2	2	0	3	20	10.0
05	Davon Reed	2-2	66-33.0	5-16	.313	3-6	.500	3-5	.600	4-6	10-5.0	3-0	2	3	1	2	16	8.0
01	Deandre Burnett	2-0	40-20.0	6-15	.400	1-6	.167	3-3	1.000	0-1	1-0.5	4-0	0	0	0	2	16	8.0
33	Ivan CruzUceda	2-0	38-19.0	6-10	.600	2-5	.400	0-0	.000	1-6	7-3.5	3-0	0	1	0	0	14	7.0
20	Manu Lecomte	2-2	39-19.5	0-8	.000	0-3	.000	6-6	1.000	0-2	2-1.0	1-0	6	0	0	0	6	3.0
12	James Palmer	2-2	31-15.5	2-5	.400	0-1	.000	0-0	.000	2-3	5-2.5	1-0	2	3	1	0	4	2.0
22	Omar Sherman	1-0	8-8.0	0-2	.000	0-1	.000	0-0	.000	0-1	1-1.0	0-0	0	0	0	1	0	0.0
00	Ja'Quan Newton	2-0	9-4.5	0-1	.000	0-0	.000	0-0	.000	0-3	3-1.5	1-0	0	4	0	1	0	0.0
TM	TEAM										3-2	5-2.5						
	Total	2		40-102	.392	10-34	.294	32-43	.744	16-50	66-33.0	28-1	14	16	4	13	122	61.0
	Opponents	2		42-95	.442	12-37	.324	23-35	.657	9-48	57-28.5	36-0	23	21	8	9	119	59.5

SCORE BY PERIODS:	1st	2nd	Total
Miami	50	72	122
Opponents	62	57	119

NIT (4-1)

##	Player	TOTAL		3-PTS		REBOUNDS												
		GP-S	Min-Avg	FG-A	Pct	3FG-A	Pct	FT-A	Pct	Off-Def	Tot-Avg	PF-FO	A	TO	Blk	Stl	Pts	Avg
10	Sheldon McClellan	5-5	169-33.8	21-53	.396	6-18	.333	18-20	.900	5-20	25-5.0	7-0	7	5	1	1	66	13.2
05	Davon Reed	5-5	173-34.6	12-33	.364	4-14	.286	26-37	.703	5-30	35-7.0	13-0	19	9	5	4	54	10.8
23	Tonye Jekiri	4-4	110-27.5	14-32	.438	1-1	1.000	3-4	.750	14-16	30-7.5	12-0	3	4	3	2	32	8.0
20	Manu Lecomte	5-3	99-19.8	9-24	.375	3-8	.375	19-21	.905	2-6	8-1.6	10-1	7	8	0	1	40	8.0
00	Ja'Quan Newton	4-1	89-22.3	11-31	.355	2-2	1.000	7-10	.700	3-12	15-3.8	7-0	8	8	2	0	31	7.8
01	Deandre Burnett	5-0	93-18.6	12-36	.333	7-20	.350	7-9	.778	2-7	9-1.8	7-0	5	5	0	4	38	7.6
33	Ivan CruzUceda	5-5	128-25.6	8-27	.296	6-18	.333	4-4	1.000	5-19	24-4.8	4-0	1	4	4	3	26	5.2
22	Omar Sherman	5-1	69-13.8	9-18	.500	1-7	.143	2-3	.667	2-9	11-2.2	9-0	0	0	5	0	21	4.2
13	Angel Rodriguez	1-1	9-9.0	2-3	.667	0-1	.000	0-0	.000	0-1	1-1.0	5-1	1	1	0	1	4	4.0
12	James Palmer	5-0	52-10.4	5-13	.385	1-4	.250	3-4	.750	2-6	8-1.6	2-0	3	3	1	1	14	2.8
02	Joe Thomas	4-0	34-8.5	4-6	.667	0-0	.000	1-1	1.000	7-3	10-2.5	5-1	1	1	1	1	9	2.3
TM	TEAM										15-9	24-4.8			4			
	Total	5		107-276	.388	31-93	.333	90-113	.796	62-138	200-40.0	81-3	55	52	22	18	335	67.0
	Opponents	5		114-293	.389	26-105	.248	67-95	.705	52-120	172-34.4	92-3	49	39	17	25	321	64.2

SCORE BY PERIODS:	1st	2nd	OT	Total
Miami	128	202	5	335
Opponents	151	163	7	321

2014-15 REVIEW



POINTS - REBOUNDS - ASSISTS

Opponent	Date	Score	WL	00 NEWTON	01 BURNETT	02 THOMAS	05 REED	10 MCCLELLAN	11 FERNANDEZ
HOWARD	11-14-14	84-49	W	8-0-0	9-4-1	4-5-0	DNP	19-4-2	2-0-0
at Florida	11-17-14	69-67	W	5-1-3	2-0-0	0-0-0	DNP	9-7-5	DNP
vs DREXEL	11-20-14	66-46	W	7-1-3	DNP	2-3-0	DNP	5-5-3	DNP
vs AKRON	11-21-14	79-51	W	4-0-1	DNP	2-2-0	DNP	17-6-3	DNP
vs Charlotte	11-23-14	77-58	W	3-3-3	DNP	0-3-2	DNP	19-8-3	DNP
at Charlotte	11-25-14	77-74	W	0-0-0	DNP	0-0-0	DNP	31-11-3	DNP
SOUTH ALABAMA	11-28-14	87-75	W	5-1-0	10-2-0	2-2-1	DNP	17-2-2	DNP
ILLINOIS	12-02-14	70-61	W	0-2-1	19-8-0	2-0-0	DNP	14-9-2	DNP
GREEN BAY	12-06-14	55-68	L	0-0-0	21-3-0	4-13-2	0-0-0	16-8-1	DNP
SAVANNAH STATE	12-08-14	70-39	W	2-0-0	4-2-0	1-6-0	0-1-1	15-4-3	DNP
EASTERN KENTUCKY	12-19-14	44-72	L	2-2-3	9-5-0	2-2-0	7-4-0	14-1-1	DNP
vs Providence	12-22-14	62-76	L	3-0-1	3-5-0	2-2-1	0-2-2	17-4-1	DNP
CHARLESTON	12-30-14	67-40	W	6-0-0	7-4-4	0-2-0	5-5-4	11-2-0	0-0-0
VIRGINIA	01-03-15	80-89	LOT	0-1-1	12-2-0	2-2-0	4-1-0	16-8-0	DNP
BOSTON COLLEGE	01-10-15	60-56	W	DNP	7-0-2	0-0-0	0-2-0	11-6-2	DNP
at Duke	01-13-15	90-74	W	4-2-3	1-0-0	0-5-0	4-3-2	14-3-2	DNP
at Notre Dame	01-17-15	70-75	L	16-2-5	0-1-0	0-0-0	9-4-4	17-2-1	DNP
NC STATE	01-22-15	65-60	W	0-0-1	DNP	DNP	10-1-2	16-10-3	DNP
at Syracuse	01-24-15	66-62	W	3-0-0	DNP	DNP	11-2-1	7-5-1	DNP
GEORGIA TECH	01-28-15	50-70	L	3-0-0	3-0-0	2-2-1	6-4-0	6-0-0	DNP
at Florida State	02-01-15	54-55	L	2-0-1	DNP	4-1-1	11-6-2	13-2-3	DNP
LOUISVILLE	02-03-15	55-63	L	3-1-1	DNP	0-0-0	19-5-1	6-2-0	DNP
CLEMSON	02-08-15	56-45	W	1-1-1	DNP	0-1-0	3-2-0	19-3-1	DNP
at Wake Forest	02-11-15	70-72	L	5-0-2	DNP	0-0-0	17-4-0	11-8-5	DNP
at Boston College	02-16-15	89-86	WOT	0-0-0	13-3-1	0-1-0	19-6-3	24-4-3	DNP
VIRGINIA TECH	02-18-15	76-52	W	0-0-1	2-1-2	0-1-0	9-3-5	21-3-3	0-0-0
at Louisville	02-21-15	53-55	L	DNP	9-0-0	0-1-0	0-2-1	17-4-2	DNP
FLORIDA STATE	02-25-15	81-77	W	DNP	0-0-0	DNP	18-8-1	19-2-2	DNP
NORTH CAROLINA	02-28-15	64-73	L	10-1-4	6-1-0	2-1-0	2-3-2	11-1-0	DNP
at Pittsburgh	03-04-15	67-63	W	4-3-1	2-2-0	0-0-0	19-3-3	20-4-4	DNP
at Virginia Tech	03-07-15	82-61	W	8-4-3	2-3-3	DNP	4-5-2	6-4-5	0-0-0
vs Virginia Tech	03-11-15	59-49	W	0-3-0	7-1-0	DNP	10-4-1	16-6-0	DNP
vs Notre Dame	03-12-15	63-70	L	0-0-0	9-0-0	DNP	6-6-1	10-5-1	DNP
NC CENTRAL	03-17-15	75-71	W	DNP	10-2-0	0-0-0	7-3-6	15-1-0	DNP
ALABAMA	03-21-15	73-66	W	1-1-2	13-3-1	DNP	15-8-3	2-3-4	DNP
at Richmond	03-24-15	63-61	W	11-5-2	5-2-0	7-6-0	10-12-2	16-6-0	DNP
vs Temple	03-31-15	60-57	W	9-4-2	8-1-3	0-0-0	6-7-4	16-11-1	DNP
vs Stanford	04-02-15	64-66	LOT	10-5-2	2-1-1	2-4-1	16-5-4	17-4-2	DNP

Opponent	Date	Score	WL	12 PALMER	13 RODRIGUEZ	20 LECOMTE	22 SHERMAN	23 JEKIRI	33 CRUZ UCEDA	35 STOWELL
HOWARD	11-14-14	84-49	W	6-2-2	16-3-5	14-2-3	0-5-0	6-11-1	DNP	0-0-1
at Florida	11-17-14	69-67	W	10-0-0	24-2-3	3-1-1	8-4-1	8-8-1	DNP	DNP
vs DREXEL	11-20-14	66-46	W	6-0-0	15-3-4	15-3-1	8-6-0	8-13-4	DNP	DNP
vs AKRON	11-21-14	79-51	W	8-3-0	15-8-9	12-1-5	13-4-1	8-16-0	DNP	DNP
vs Charlotte	11-23-14	77-58	W	12-2-1	13-2-5	15-0-2	4-3-0	11-7-1	DNP	DNP
at Charlotte	11-25-14	77-74	W	3-2-0	14-2-6	18-1-1	7-5-1	4-13-1	DNP	DNP
SOUTH ALABAMA	11-28-14	87-75	W	6-4-3	7-3-1	14-3-5	13-7-1	13-8-8	DNP	DNP
ILLINOIS	12-02-14	70-61	W	0-0-0	9-6-5	15-3-1	5-1-1	6-9-2	DNP	DNP
GREEN BAY	12-06-14	55-68	L	0-0-2	12-1-3	0-0-0	0-4-0	2-3-1	DNP	DNP
SAVANNAH STATE	12-08-14	70-39	W	2-1-0	17-1-4	15-4-0	6-1-0	8-9-3	DNP	DNP
EASTERN KENTUCKY	12-19-14	44-72	L	0-1-0	1-1-2	7-2-3	0-0-0	2-6-0	DNP	DNP
vs Providence	12-22-14	62-76	L	0-0-2	19-2-4	0-0-1	6-2-0	12-10-2	DNP	DNP
CHARLESTON	12-30-14	67-40	W	5-2-3	15-5-3	5-3-2	5-2-1	8-8-1	DNP	0-0-0
VIRGINIA	01-03-15	80-89	LOT	0-0-1	25-4-7	0-0-1	13-6-1	8-12-3	DNP	DNP
BOSTON COLLEGE	01-10-15	60-56	W	0-0-0	17-4-3	7-1-2	5-3-2	13-15-0	DNP	DNP
at Duke	01-13-15	90-74	W	2-2-0	24-4-5	23-1-2	8-1-0	10-10-0	DNP	DNP
at Notre Dame	01-17-15	70-75	L	11-1-0	4-1-4	3-1-1	0-1-0	8-13-0	2-0-0	DNP
NC STATE	01-22-15	65-60	W	7-0-0	14-0-6	0-0-1	10-2-2	6-10-0	2-2-0	DNP
at Syracuse	01-24-15	66-62	W	2-1-1	12-0-8	7-1-2	8-0-2	13-15-1	3-5-1	DNP
GEORGIA TECH	01-28-15	50-70	L	6-2-0	0-1-5	6-0-2	0-3-0	13-9-0	5-4-1	DNP
at Florida State	02-01-15	54-55	L	0-1-0	8-1-3	8-1-4	2-1-1	4-5-0	2-1-0	DNP
LOUISVILLE	02-03-15	55-63	L	3-1-0	6-1-1	3-0-3	1-0-0	10-10-2	4-4-0	DNP
CLEMSON	02-08-15	56-45	W	2-3-0	9-2-5	6-1-3	DNP	6-17-2	10-5-0	DNP
at Wake Forest	02-11-15	70-72	L	6-3-1	15-3-2	3-1-2	5-3-2	6-3-0	2-3-0	DNP
at Boston College	02-16-15	89-86	WOT	2-3-0	6-1-6	10-2-1	3-0-0	12-15-0	DNP	DNP
VIRGINIA TECH	02-18-15	76-52	W	8-3-3	11-3-4	6-3-0	4-2-1	15-15-2	0-1-0	0-0-0
at Louisville	02-21-15	53-55	L	0-0-0	5-4-4	2-1-0	7-1-0	13-15-1	0-5-1	DNP
FLORIDA STATE	02-25-15	81-77	W	0-0-0	25-4-5	0-1-0	2-2-1	12-11-0	5-3-0	DNP
NORTH CAROLINA	02-28-15	64-73	L	0-0-0	0-0-1	10-3-4	6-1-0	6-7-0	11-2-0	DNP
at Pittsburgh	03-04-15	67-63	W	0-0-0	DNP	7-1-1	0-0-0	10-11-1	5-3-0	DNP
at Virginia Tech	03-07-15	82-61	W	17-4-1	DNP	20-1-0	3-0-0	4-3-1	18-5-0	0-0-0
vs Virginia Tech	03-11-15	59-49	W	2-3-1	5-2-1	6-1-5	DNP	9-8-1	4-3-0	DNP
vs Notre Dame	03-12-15	63-70	L	2-2-1	15-0-1	0-1-1	0-1-0	11-11-0	10-4-0	DNP
NC CENTRAL	03-17-15	75-71	W	0-2-1	4-1-1	18-4-3	2-0-0	11-6-2	8-5-0	DNP
ALABAMA	03-21-15	73-66	W	2-0-2	DNP	17-1-3	5-3-0	9-12-0	9-7-0	DNP
at Richmond	03-24-15	63-61	W	2-1-0	DNP	4-0-0	0-0-0	8-10-1	0-3-0	DNP
vs Temple	03-31-15	60-57	W	4-4-0	DNP	1-2-1	6-3-0	4-2-0	6-4-0	DNP
vs Stanford	04-02-15	64-66	LOT	6-1-0	DNP	0-1-0	8-5-0	DNP	3-5-1	DNP



GAME-BY-GAME COMPARISON - NON-CONFERENCE

Opponent	Date	Score	W/L	FG-FGA Pct	3FG-APct	FT-FTA Pct	Off-Def REB-Avg	PF	A	TO	Blk	Stl	Pts	Avg
MIAMI	11-14-14	84-49	W	27-59 .458	9-23 .391	21-25 .840	13-30 43-43.0	20	15	13	5	12	84	84.0
HOWARD				18-63 .286	2-18 .111	11-21 .524	20-23 43-43.0	22	5	17	3	10	49	49.0
MIAMI	11-17-14	69-67	W	24-49 .490	9-18 .500	12-17 .706	7-20 27-35.0	12	14	13	4	4	69	76.5
at Florida				26-50 .520	8-17 .471	7-9 .778	5-19 24-33.5	18	15	13	5	8	67	58.0
MIAMI	11-20-14	66-46	W	25-57 .439	11-21 .524	5-6 .833	11-26 37-35.7	10	15	9	5	5	66	73.0
vs Drexel				16-51 .314	6-20 .300	8-12 .667	10-22 32-33.0	10	7	11	5	4	46	54.0
MIAMI	11-21-14	79-51	W	32-54 .593	8-17 .471	7-12 .583	12-28 40-36.8	13	19	11	7	5	79	74.5
vs Akron				20-60 .333	7-18 .389	4-7 .571	14-13 27-31.5	15	13	9	4	3	51	53.2
MIAMI	11-23-14	77-58	W	30-60 .500	6-22 .273	11-15 .733	11-21 32-35.8	11	17	9	3	10	77	75.0
vs Charlotte				24-55 .436	6-15 .400	4-8 .500	12-21 33-31.8	13	8	19	4	5	58	54.2
MIAMI	11-25-14	77-74	W	29-57 .509	14-23 .609	5-9 .556	8-27 35-35.7	17	12	11	2	4	77	75.3
at Charlotte				29-59 .492	6-22 .273	10-19 .526	9-22 31-31.7	11	17	8	2	4	74	57.5
MIAMI	11-28-14	87-75	W	31-57 .544	7-16 .438	18-23 .783	8-27 35-35.6	11	21	9	8	3	87	77.0
SOUTH ALABAMA				32-79 .405	4-18 .222	7-14 .500	22-21 43-33.3	19	11	6	2	7	75	60.0
MIAMI	12-02-14	70-61	W	22-58 .379	9-30 .300	17-21 .810	10-34 44-36.6	16	12	5	3	4	70	76.1
ILLINOIS				23-69 .333	7-30 .233	8-12 .667	16-28 44-34.6	20	7	7	1	1	61	60.1
MIAMI	12-06-14	55-68	L	20-61 .328	5-20 .250	10-16 .625	13-24 37-36.7	20	9	12	5	6	55	73.8
GREEN BAY				25-57 .439	3-14 .214	15-23 .652	13-33 46-35.9	20	12	13	5	9	68	61.0
MIAMI	12-08-14	70-39	W	21-41 .512	9-19 .474	19-23 .826	9-25 34-36.4	11	11	16	2	12	70	73.4
SAVANNAH STATE				15-46 .326	7-20 .350	2-6 .333	9-15 24-34.7	18	10	19	0	7	39	58.8
MIAMI	12-19-14	44-72	L	12-41 .293	8-27 .296	12-18 .667	8-18 26-35.5	16	9	14	3	5	44	70.7
EASTERN KENTUCKY				28-55 .509	14-26 .538	2-4 .500	11-26 37-34.9	19	16	9	1	5	72	60.0
MIAMI	12-22-14	62-76	L	22-59 .373	5-27 .185	13-18 .722	11-20 31-35.1	17	14	12	1	6	62	70.0
vs Providence				29-53 .547	4-12 .333	14-18 .778	6-29 35-34.9	17	18	12	5	7	76	61.3
MIAMI	12-30-14	67-40	W	23-51 .451	7-20 .350	14-27 .519	10-29 39-35.4	15	18	7	2	2	67	69.8
CHARLESTON				16-54 .296	2-14 .143	6-9 .667	11-27 38-35.2	25	7	14	3	2	40	59.7



GAME-BY-GAME COMPARISON - CONFERENCE & POSTSEASON

MIAMI	01-03-15	80-89	Lot	27-68	.397	9-28	.321	17-24	.708	15-28	43-35.9	26	14	10	0	6	80	70.5
VIRGINIA				26-58	.448	10-21	.476	27-39	.692	10-29	39-35.4	23	19	9	6	3	89	61.8
MIAMI	01-10-15	60-56	W	23-51	.451	5-22	.227	9-14	.643	4-29	33-35.7	12	11	5	5	5	60	69.8
BOSTON COLLEGE				21-52	.404	9-22	.409	5-10	.500	5-29	34-35.3	17	11	6	3	2	56	61.4
MIAMI	01-13-15	90-74	W	29-56	.518	10-20	.500	22-30	.733	6-25	31-35.4	20	14	11	3	12	90	71.1
at Duke				29-66	.439	6-21	.286	10-20	.500	17-24	41-35.7	22	12	15	1	4	74	62.2
MIAMI	01-17-15	70-75	L	25-57	.439	9-22	.409	11-15	.733	9-23	32-35.2	13	15	8	3	3	70	71.0
at Notre Dame				27-55	.491	9-28	.321	12-14	.857	7-26	33-35.5	10	17	8	7	6	75	62.9
MIAMI	01-22-15	65-60	W	19-47	.404	9-23	.391	18-21	.857	5-26	31-35.0	10	15	9	5	3	65	70.7
NC STATE				26-60	.433	5-15	.333	3-4	.750	9-24	33-35.4	21	12	10	2	1	60	62.8
MIAMI	01-24-15	66-62	W	23-56	.411	10-29	.345	10-14	.714	7-25	32-34.8	19	17	8	3	7	66	70.4
at Syracuse				24-54	.444	6-16	.375	8-19	.421	10-30	40-35.6	13	16	13	3	6	62	62.7
MIAMI	01-28-15	50-70	L	19-55	.345	6-26	.231	6-9	.667	10-19	29-34.5	18	9	12	1	4	50	69.4
GEORGIA TECH				25-44	.568	2-10	.200	18-22	.818	3-29	32-35.5	15	10	10	2	7	70	63.1
MIAMI	02-01-15	54-55	L	20-47	.426	8-24	.333	6-11	.545	9-13	22-34.0	16	15	11	1	5	54	68.7
at Florida State				22-41	.537	3-9	.333	8-12	.667	7-18	25-35.0	12	9	16	3	5	55	62.7
MIAMI	02-03-15	55-63	L	18-53	.340	6-19	.316	13-17	.765	13-19	32-33.9	16	8	11	1	7	55	68.0
LOUISVILLE				23-48	.479	4-15	.267	13-18	.722	9-24	33-34.9	16	7	12	7	9	63	62.7
MIAMI	02-08-15	56-45	W	19-49	.388	10-26	.385	8-12	.667	11-26	37-34.0	9	12	11	7	5	56	67.5
CLEMSON				20-61	.328	5-20	.250	0-1	.000	16-20	36-34.9	12	7	10	3	8	45	62.0
MIAMI	02-11-15	70-72	L	24-53	.453	7-26	.269	15-20	.750	6-23	29-33.8	19	14	8	0	8	70	67.6
at Wake Forest				26-56	.464	12-23	.522	8-15	.533	13-24	37-35.0	14	18	14	0	4	72	62.4
MIAMI	02-16-15	89-86	Wot	24-57	.421	11-24	.458	30-37	.811	8-29	37-33.9	23	14	11	5	5	89	68.5
at Boston College				30-66	.455	8-24	.333	18-24	.750	10-26	36-35.0	27	19	11	4	5	86	63.3
MIAMI	02-18-15	76-52	W	26-51	.510	7-22	.318	17-24	.708	13-27	40-34.2	13	21	12	4	6	76	68.8
VIRGINIA TECH				16-46	.348	7-21	.333	13-20	.650	5-14	19-34.4	17	10	11	3	5	52	62.9
MIAMI	02-21-15	53-55	L	21-56	.375	6-19	.316	5-7	.714	12-22	34-34.1	15	9	13	2	4	53	68.2
at Louisville				19-56	.339	5-18	.278	12-19	.632	17-24	41-34.7	13	8	10	8	9	55	62.6
MIAMI	02-25-15	81-77	W	23-48	.479	4-16	.250	31-38	.816	10-27	37-34.2	19	9	9	2	5	81	68.6
FLORIDA STATE				24-50	.480	10-21	.476	19-27	.704	4-19	23-34.2	28	9	11	1	3	77	63.1
MIAMI	02-28-15	64-73	L	24-57	.421	6-23	.261	10-15	.667	6-22	28-34.0	19	11	13	4	5	64	68.5
NORTH CAROLINA				26-57	.456	5-11	.455	16-21	.762	11-31	42-34.5	15	16	15	2	7	73	63.4
MIAMI	03-04-15	67-63	W	23-54	.426	6-12	.500	15-18	.833	13-20	33-34.0	12	10	7	1	4	67	68.4
at Pittsburgh				25-54	.463	6-21	.286	7-8	.875	10-20	30-34.4	16	18	8	5	2	63	63.4
MIAMI	03-07-15	82-61	W	26-56	.464	15-25	.600	15-17	.882	11-20	31-33.9	16	15	7	3	6	82	68.9
at Virginia Tech				22-48	.458	6-15	.400	11-17	.647	8-19	27-34.1	15	10	12	2	0	61	63.4
MIAMI	03-11-15	59-49	W	20-47	.426	5-14	.357	14-18	.778	4-29	33-33.9	11	9	8	4	3	59	68.6
vs Virginia Tech				21-52	.404	3-15	.200	4-8	.500	4-22	26-33.9	18	8	9	1	2	49	62.9
MIAMI	03-12-15	63-70	L	20-55	.364	5-20	.250	18-25	.720	12-21	33-33.8	17	5	8	0	10	63	68.4
vs Notre Dame				21-43	.488	9-22	.409	19-27	.704	5-26	31-33.8	18	15	12	7	7	70	63.1
MIAMI	03-17-15	75-71	W	22-44	.500	8-16	.500	23-25	.920	9-16	25-33.6	14	13	12	2	2	75	68.6
NC CENTRAL				26-49	.531	8-17	.471	11-14	.786	8-13	21-33.4	17	11	9	0	4	71	63.4
MIAMI	03-21-15	73-66	W	22-54	.407	9-23	.391	20-27	.741	14-30	44-33.9	16	15	11	4	4	73	68.7
ALABAMA				24-61	.393	6-27	.222	12-19	.632	10-23	33-33.4	21	9	6	1	7	66	63.4
MIAMI	03-24-15	63-61	W	19-61	.311	2-16	.125	23-28	.821	17-30	47-34.2	17	5	7	0	4	63	68.6
at Richmond				21-54	.389	5-21	.238	14-21	.667	5-27	32-33.4	20	12	7	4	3	61	63.4
MIAMI	03-31-15	60-57	W	23-59	.390	6-21	.286	8-11	.727	11-34	45-34.5	16	11	11	8	2	60	68.3
vs Temple				19-63	.302	2-19	.105	17-22	.773	13-28	41-33.6	15	9	6	7	5	57	63.2
MIAMI	04-02-15	64-66	Lot	21-58	.362	6-17	.353	16-22	.727	11-28	39-34.7	18	11	11	8	6	64	68.2
vs Stanford				24-66	.364	5-21	.238	13-19	.684	16-29	45-33.9	19	8	11	5	6	66	63.3
Miami		2592		878-2053	.428	292-816	.358	544-729	.746	377-940	1317-34.7	593	488	385	126	209	2592	68.2
Opponents		2404		888-2111	.421	232-717	.324	396-602	.658	390-897	1287-33.9	661	446	418	127	192	2404	63.3

GAME INDIVIDUAL LEADERS

Opponent	Date	Score	W/L	POINTS	REBOUNDS	ASSISTS
HOWARD	11-14-14	84-49	W	19-McClellan	11-Jekiri	5-Rodriguez
at Florida	11-17-14	69-67	W	24-Rodriguez	8-Jekiri	5-McClellan
vs Drexel	11-20-14	66-46	W	15-Rodriguez/Lecomte	13-Jekiri	4-Rodriguez/Jekiri
vs Akron	11-21-14	79-51	W	17-McClellan	16-Jekiri	9-Rodriguez
vs Charlotte	11-23-14	77-58	W	19-McClellan	8-McClellan	5-Rodriguez
at Charlotte	11-25-14	77-74	W	31-McClellan	13-Jekiri	6-Rodriguez
SOUTH ALABAMA	11-28-14	87-75	W	17-McClellan	8-Jekiri	8-Jekiri
ILLINOIS	12-02-14	70-61	W	19-Burnett	9-McClellan/Jekiri	5-Rodriguez
GREEN BAY	12-06-14	55-68	L	21-Burnett	13-Thomas	3-Rodriguez
SAVANNAH STATE	12-08-14	70-39	W	17-Rodriguez	9-Jekiri	4-Rodriguez
EASTERN KENTUCKY	12-19-14	44-72	L	14-McClellan	6-Jekiri	3-Newton/Lecomte
vs Providence	12-22-14	62-76	L	19-Rodriguez	10-Jekiri	4-Rodriguez
CHARLESTON	12-30-14	67-40	W	15-Rodriguez	8-Jekiri	4-Reed/Burnett
VIRGINIA	01-03-15	80-89	LOT	25-Rodriguez	12-Jekiri	7-Rodriguez
BOSTON COLLEGE	01-10-15	60-56	W	17-Rodriguez	15-Jekiri	3-Rodriguez
at Duke	01-13-15	90-74	W	24-Rodriguez	10-Jekiri	5-Rodriguez
at Notre Dame	01-17-15	70-75	L	17-McClellan	13-Jekiri	5-Newton
NC STATE	01-22-15	65-60	W	16-McClellan	10-McClellan/Jekiri	6-Rodriguez
at Syracuse	01-24-15	66-62	W	13-Jekiri	15-Jekiri	8-Rodriguez
GEORGIA TECH	01-28-15	50-70	L	13-Jekiri	9-Jekiri	5-Rodriguez
at Florida State	02-01-15	54-55	L	13-McClellan	6-Reed	4-Lecomte
LOUISVILLE	02-03-15	55-63	L	19-Reed	10-Jekiri	3-Lecomte
CLEMSON	02-08-15	56-45	W	19-McClellan	17-Jekiri	5-Rodriguez
at Wake Forest	02-11-15	70-72	L	17-Reed	8-McClellan	5-McClellan
at Boston College	02-16-15	89-86	WOT	24-McClellan	15-Jekiri	6-Rodriguez
VIRGINIA TECH	02-18-15	76-52	W	21-McClellan	15-Jekiri	5-Reed
at Louisville	02-21-15	53-55	L	17-McClellan	15-Jekiri	4-Rodriguez
FLORIDA STATE	02-25-15	81-77	W	25-Rodriguez	11-Jekiri	5-Rodriguez
NORTH CAROLINA	02-28-15	64-73	L	11-McClellan/Cruz Uceda	7-Jekiri	4-Lecomte/Newton
at Pittsburgh	03-04-15	67-63	W	20-McClellan	11-Jekiri	4-McClellan
at Virginia Tech	03-07-15	82-61	W	20-Lecomte	5-Reed/CruzUceda	5-McClellan
vs Virginia Tech	03-11-15	59-49	W	16-McClellan	8-Jekiri	5-Lecomte
vs Notre Dame	03-12-15	63-70	L	15-Rodriguez	11-Jekiri	1-Rodriguez/Reed/Palmer/McClellan/Lecomte
NC CENTRAL	03-17-15	75-71	W	18-Lecomte	6-Jekiri	6-Reed
ALABAMA	03-21-15	73-66	W	17-Lecomte	12-Jekiri	4-McClellan
at Richmond	03-24-15	63-61	W	16-McClellan	12-Reed	2-Newton/Reed
vs Temple	03-31-15	60-57	W	16-McClellan	11-McClellan	4-Reed
vs Stanford	04-02-15	64-66	LOT	17-McClellan	5-Newton/Sherman/Reed/CruzUceda	4-Reed

Opponent	Date	Score	W/L	STEALS	BLOCKED SHOTS
HOWARD	11-14-14	84-49	W	4-Rodriguez	2-Thomas
at Florida	11-17-14	69-67	W	3-Rodriguez	3-Jekiri
vs Drexel	11-20-14	66-46	W	3-Rodriguez	2-Jekiri/Rodriguez
vs Akron	11-21-14	79-51	W	3-McClellan	4-Jekiri
vs Charlotte	11-23-14	77-58	W	5-Rodriguez	2-Jekiri
at Charlotte	11-25-14	77-74	W	2-McClellan	1-Jekiri/Palmer
SOUTH ALABAMA	11-28-14	87-75	W	2-Rodriguez	5-Jekiri
ILLINOIS	12-02-14	70-61	W	3-Rodriguez	2-Jekiri
GREEN BAY	12-06-14	55-68	L	2-Burnett/Rodriguez	2-Sherman
SAVANNAH STATE	12-08-14	70-39	W	3-Thomas	1-Jekiri/Rodriguez
EASTERN KENTUCKY	12-19-14	44-72	L	2-Rodriguez/Burnett	2-Sherman
vs Providence	12-22-14	62-76	L	2-Rodriguez/McClellan	1-Reed
CHARLESTON	12-30-14	67-40	W	1-Lecomte/Sherman	1-Jekiri/Palmer
VIRGINIA	01-03-15	80-89	LOT	3-McClellan	None
BOSTON COLLEGE	01-10-15	60-56	W	2-Sherman/Lecomte	3-Jekiri
at Duke	01-13-15	90-74	W	5-Rodriguez	1-Rodriguez/Jekiri/Reed
at Notre Dame	01-17-15	70-75	L	1-Newton/McClellan/Lecomte	1-Reed/Newton/McClellan
NC STATE	01-22-15	65-60	W	1-Rodriguez/Lecomte/Reed	3-Sherman
at Syracuse	01-24-15	66-62	W	4-Rodriguez	3-Jekiri
GEORGIA TECH	01-28-15	50-70	L	2-Rodriguez	1-Reed
at Florida State	02-01-15	54-55	L	2-Rodriguez	1-Jekiri
LOUISVILLE	02-03-15	55-63	L	2-McClellan/Reed/Cruz Uceda	1-CruzUceda
CLEMSON	02-08-15	56-45	W	2-Rodriguez	5-Jekiri
at Wake Forest	02-11-15	70-72	L	5-Reed	None
at Boston College	02-16-15	89-86	WOT	1-Burnett/Jekiri/Palmer/Reed/Rodriguez	4-Jekiri
VIRGINIA TECH	02-18-15	76-52	W	3-Rodriguez	2-Jekiri
at Louisville	02-21-15	53-55	L	1-McClellan/Sherman/Rodriguez/Cruz Uceda	1-Palmer/Sherman
FLORIDA STATE	02-25-15	81-77	W	3-Rodriguez	1-Jekiri/Sherman
NORTH CAROLINA	02-28-15	64-73	L	1-McClellan/Sherman/Lecomte/CruzUceda/Newton	3-Jekiri
at Pittsburgh	03-04-15	67-63	W	2-Reed	1-Burnett
at Virginia Tech	03-07-15	82-61	W	2-McClellan/Reed	2-Reed
vs Virginia Tech	03-11-15	59-49	W	1-Rodriguez/Newton/Reed	1-Reed/Jekiri/Palmer/McClellan
vs Notre Dame	03-12-15	63-70	L	4-McClellan	None
NC CENTRAL	03-17-15	75-71	W	1-CruzUceda/Rodriguez	2-Jekiri
ALABAMA	03-21-15	73-66	W	1-Burnett/Reed/CruzUceda/Lecomte	2-CruzUceda
at Richmond	03-24-15	63-61	W	2-Burnett/Jekiri	None
vs Temple	03-31-15	60-57	W	1-Burnett/Reed	3-Reed
vs Stanford	04-02-15	64-66	LOT	2-Reed	3-Sherman



GAME HIGHS AND GAME LOWS

MIAMI — INDIVIDUAL GAME HIGHS

Points	31	Sheldon McClellan at Charlotte (11-25-14)
Field Goals Made	11	Sheldon McClellan at Charlotte (11-25-14)
Field Goal Att.	22	Angel Rodriguez vs Virginia (01-03-15)
FG Pct	1.000 (6-6)	Sheldon McClellan vs South Alabama (11-28-14)
3-Point FG Made	5	Manu Lecomte at Virginia Tech (03-07-15)
	5	James Palmer at Virginia Tech (03-07-15)
	5	Davon Reed vs Louisville (02-03-15)
	5	Sheldon McClellan at Charlotte (11-25-14)
	5	Angel Rodriguez at Florida (11-17-14)
3-Point FG Att.	10	Deandre Burnett vs Illinois (12-02-14)
	10	Manu Lecomte vs Charlotte (11-23-14)
3-Pt FG Pct (min 4 made)	1.000 (5-5)	James Palmer at Virginia Tech (03-07-15)
Free Throws Made	10	Manu Lecomte vs NC Central (03-17-15)
	10	Manu Lecomte at Duke (01-13-15)
	10	Angel Rodriguez vs Virginia (01-03-15)
Free Throw Att.	14	Davon Reed vs Alabama (03-21-15)
FT Pct (min 7 made)	1.000 (7-7)	Sheldon McClellan vs NC State (01-22-15)
Rebounds	17	Tonye Jekiri vs Clemson (02-08-15)
Assists	9	Angel Rodriguez vs Akron (11-21-14)
Steals	5	Davon Reed at Wake Forest (02-11-15)
	5	Angel Rodriguez at Duke (01-13-15)
	5	Angel Rodriguez vs Charlotte (11-23-14)
Blocked Shots	5	Tonye Jekiri vs Clemson (02-08-15)
	5	Tonye Jekiri vs South Alabama (11-28-14)
Turnovers	5	Sheldon McClellan vs Virginia (01-03-15)
Minutes	50	Sheldon McClellan vs Virginia (01-03-15)

MIAMI — TEAM GAME HIGHS

Points	90	at Duke (01-13-15)
Field Goals Made	32	vs Akron (11-21-14)
FG Attempts	68	VIRGINIA (01-03-15)
FG Percentage	.593 (32-54)	vs Akron (11-21-14)
3PT FG Made	15	at Virginia Tech (03-07-15)
3 PT FG Attempts	30	ILLINOIS (12-02-14)
3 PT FG Percentage	.609 (14-23)	at Charlotte (11-25-14)
Free Throws Made	31	FLORIDA STATE (02-25-15)
Free Throw Attempts	38	FLORIDA STATE (02-25-15)
FT Percentage	.920 (23-25)	NC CENTRAL (03-17-15)
Rebounds	47	at Richmond (03-24-15)
Assists	21	VIRGINIA TECH (02-18-15)
	21	SOUTH ALABAMA (11-28-14)
Steals	12	at Duke (01-13-15)
	12	SAVANNAH STATE (12-08-14)
	12	HOWARD (11-14-14)
Blocked Shots	8	vs Stanford (04-02-15)
	8	vs Temple (03-31-15)
	8	SOUTH ALABAMA (11-28-14)
Turnovers	16	SAVANNAH STATE (12-08-14)
Fouls	26	VIRGINIA (01-03-15)

MIAMI — TEAM GAME LOWS

Points	44	EASTERN KENTUCKY (12-19-14)
Field Goals Made	12	EASTERN KENTUCKY (12-19-14)
Field Goal Attempts	41	SAVANNAH STATE (12-08-14)
	41	EASTERN KENTUCKY (12-19-14)
FG Percentage	.293 (12-41)	EASTERN KENTUCKY (12-19-14)
3 PT FG Made	2	at Richmond (03-24-15)
3 PT FG Attempts	12	at Pittsburgh (03-04-15)
3 PT FG Percentage	.125 (2-16)	at Richmond (03-24-15)
Free Throws Made	5	vs Drexel (11-20-14)
	5	at Charlotte (11-25-14)
	5	at Louisville (02-21-15)
Free Throw Attempts	6	vs Drexel (11-20-14)
FT Percentage	.519 (14-27)	CHARLESTON (12-30-14)
Rebounds	22	at Florida State (02-01-15)
	5	vs Notre Dame (03-12-15)
	5	at Richmond (03-24-15)
Steals	2	CHARLESTON (12-30-14)
	2	NC CENTRAL (03-17-15)
	2	vs Temple (03-31-15)
Blocked Shots	0	VIRGINIA (01-03-15)
	0	at Wake Forest (02-11-15)
	0	vs Notre Dame (03-12-15)
	0	at Richmond (03-24-15)
Turnovers	5	ILLINOIS (12-02-14)
	5	BOSTON COLLEGE (01-10-15)
Fouls	9	CLEMSON (02-08-15)

OPPONENT — INDIVIDUAL GAME HIGHS

Points	35	Xavier Rathan-Mayes, Florida State (02-25-15)
Field Goals Made	13	Olivier Hanlan, Boston College (02-16-15)
Field Goal Att.	26	Olivier Hanlan, Boston College (02-16-15)
FG Pct	1.000 (7-7)	Montay Brandon, Florida State (02-01-15)
3-Point FG Made	6	Xavier Rathan-Mayes, Florida State (02-25-15)
	6	Dinos Mitoglou, Wake Forest (02-11-15)
3-Point FG Att.	12	Olivier Hanlan, Boston College (02-16-15)
3-Pt FG Pct	1.000 (4-4)	Isaac McGlone, Eastern Kentucky (12-19-14)
Free Throws Made	11	London Perrantes, Virginia (01-03-15)
Free Throw Att.	12	London Perrantes, Virginia (01-03-15)
FT Pct	1.000 (7-7)	Obi Enechionya, Temple (03-31-15)
Rebounds	15	Jahlil Okafor, Duke (01-13-15)
Assists	13	Kris Dunn, Providence (12-22-14)
Steals	6	Chris Jones, Louisville (02-03-15)
Blocked Shots	5	Obi Enechionya, Temple (03-31-15)
	5	Carson Desrosiers, Providence (12-22-14)
Turnovers	6	Devin Thomas, Wake Forest (02-11-15)
	6	Pierria Henry, Charlotte (11-23-14)
	6	Damon Collins, Howard (11-14-14)

OPPONENT — TEAM GAME HIGHS

Points	89	VIRGINIA (01-03-15)
Field Goals Made	32	SOUTH ALABAMA (11-28-14)
FG Attempts	79	SOUTH ALABAMA (11-28-14)
FG Percentage	.568 (25-44)	GEORGIA TECH (01-28-15)
3PT FG Made	14	EASTERN KENTUCKY (12-19-14)
3 PT FG Attempts	30	ILLINOIS (12-02-14)
3 PT FG Percentage	.538 (14-26)	EASTERN KENTUCKY (12-19-14)
Free Throws Made	27	VIRGINIA (01-03-15)
Free Throw Attempts	39	VIRGINIA (01-03-15)
FT Percentage	.875 (7-8)	at Pittsburgh (03-04-15)
Rebounds	46	GREEN BAY (12-06-14)
Assists	19	at Boston College (02-16-15)
	19	VIRGINIA (01-03-15)
Steals	10	HOWARD (11-14-14)
Blocked Shots	8	at Louisville (02-21-15)
Turnovers	19	SAVANNAH STATE (12-08-14)
	19	vs Charlotte (11-23-14)
Fouls	28	FLORIDA STATE (02-25-15)

OPPONENT — TEAM GAME LOWS

Points	39	SAVANNAH STATE (12-08-14)
Field Goals Made	15	SAVANNAH STATE (12-08-14)
Field Goal Attempts	41	at Florida State (02-01-15)
FG Percentage	.286 (18-63)	HOWARD (11-14-14)
3 PT Field Goals Made	2	HOWARD (11-14-14)
	2	CHARLESTON (12-30-14)
	2	GEORGIA TECH (01-28-15)
	2	vs Temple (03-31-15)
3 PT FG Attempts	9	at Florida State (02-01-15)
3 PT FG Percentage	.105 (2-19)	vs Temple (03-31-15)
Free Throws Made	0	CLEMSON (02-08-15)
Free Throw Attempts	1	CLEMSON (02-08-15)
FT Percentage	.000 (0-1)	CLEMSON (02-08-15)
Rebounds	19	VIRGINIA TECH (02-18-15)
Assists	5	HOWARD (11-14-14)
Steals	0	at Virginia Tech (03-07-15)
Blocked Shots	0	SAVANNAH STATE (12-08-14)
	0	at Wake Forest (02-11-15)
	0	NC CENTRAL (03-17-15)
Turnovers	6	SOUTH ALABAMA (11-28-14)
	6	BOSTON COLLEGE (01-10-15)
	6	ALABAMA (03-21-15)
	6	vs Temple (03-31-15)
Fouls	10	vs Drexel (11-20-14)
	10	at Notre Dame (01-17-15)

TOP INDIVIDUAL PERFORMANCES / TRENDS

SCORING (20+)

31	Sheldon McClellan at Charlotte (11-25-14)
25	Angel Rodriguez vs Florida State (02-25-15)
25	Angel Rodriguez vs Virginia (01-03-15)
24	Sheldon McClellan at Boston College (02-16-15)
24	Angel Rodriguez at Duke (01-13-15)
24	Angel Rodriguez at Florida (11-17-14)
23	Manu Lecomte at Duke (01-13-15)
21	Sheldon McClellan vs Virginia Tech (02-18-15)
21	Deandre Burnett vs Green Bay (12-06-14)
20	Manu Lecomte at Virginia Tech (03-07-15)
20	Sheldon McClellan at Pittsburgh (03-04-15)

REBOUNDS (10+)

17	Tonye Jekiri vs Clemson (02-08-15)
16	Tonye Jekiri vs Akron (11-21-14)
15	Tonye Jekiri at Louisville (02-21-15)
15	Tonye Jekiri vs Virginia Tech (02-18-15)
15	Tonye Jekiri at Boston College (02-16-15)
15	Tonye Jekiri at Syracuse (01-24-15)
15	Tonye Jekiri vs Boston College (01-10-15)
13	Tonye Jekiri at Notre Dame (01-17-15)
13	Joe Thomas vs Green Bay (12-06-14)
13	Tonye Jekiri at Charlotte (11-25-14)
13	Tonye Jekiri vs Drexel (11-20-14)
12	Davon Reed at Richmond (03-24-15)
12	Tonye Jekiri vs Alabama (03-21-15)
12	Tonye Jekiri vs Virginia (01-03-15)
11	Sheldon McClellan vs Temple (03-31-15)
11	Tonye Jekiri vs Notre Dame (03-12-15)
11	Tonye Jekiri at Pittsburgh (03-04-15)
11	Tonye Jekiri vs Florida State (02-25-15)
11	Sheldon McClellan at Charlotte (11-25-14)
11	Tonye Jekiri vs Howard (11-14-14)
10	Tonye Jekiri at Richmond (03-24-15)
10	Tonye Jekiri vs Louisville (02-03-15)
10	Sheldon McClellan vs NC State (01-22-15)
10	Tonye Jekiri vs NC State (01-22-15)
10	Tonye Jekiri at Duke (01-13-15)
10	Tonye Jekiri vs Providence (12-22-14)

ASSISTS (6+)

9	Angel Rodriguez vs Akron (11-21-14)
8	Angel Rodriguez at Syracuse (01-24-15)
8	Tonye Jekiri vs South Alabama (11-28-14)
7	Angel Rodriguez vs Virginia (01-03-15)
6	Davon Reed vs NC Central (03-17-15)
6	Angel Rodriguez at Boston College (02-16-15)
6	Angel Rodriguez vs NC State (01-22-15)
6	Angel Rodriguez at Charlotte (11-25-14)

BLOCKS (4+)

5	Tonye Jekiri vs Clemson (02-08-15)
5	Tonye Jekiri vs South Alabama (11-28-14)
4	Tonye Jekiri at Boston College (02-16-15)
4	Tonye Jekiri vs Akron (11-21-14)

STEALS (4+)

5	Davon Reed at Wake Forest (02-11-15)
5	Angel Rodriguez at Duke (01-13-15)
5	Angel Rodriguez vs Charlotte (11-23-14)
4	Sheldon McClellan vs Notre Dame (03-12-15)
4	Angel Rodriguez at Syracuse (01-24-15)
4	Tonye Jekiri at Duke (01-13-15)
4	Angel Rodriguez vs Howard (11-14-14)

DOUBLE-DOUBLES (15)

Tonye Jekiri (11)
12 pts, 10 reb; vs Providence, 12-22-14
13 pts, 15 reb; BOSTON COLLEGE, 01-10-15
10 pts, 10 reb; at Duke, 01-13-15
13 pts, 15 reb; at Syracuse, 01-24-15
10 pts, 10 reb; LOUISVILLE, 02-03-15
12 pts, 15 reb; at Boston College, 02-16-15
15 pts, 15 reb; VIRGINIA TECH, 02-18-15
13 pts, 15 reb; at Louisville, 02-21-15
12 pts, 11 reb; FLORIDA STATE, 02-25-15
10 pts, 11 reb; at Pittsburgh, 03-04-15
11 pts, 11 reb; vs Notre Dame, 03-12-15

Sheldon McClellan (3)

31 pts, 11 reb; at Charlotte, 11-25-14
16 pts, 10 reb; NC STATE, 01-22-15
16 pts, 11 reb; vs Temple, 03-31-15

Davon Reed (1)

10 pts, 12 reb; at Richmond, 03-24-15

DOUBLE-FIGURE SCORING GAMES

31	Sheldon McClellan
19	Angel Rodriguez
15	Tonye Jekiri
14	Manu Lecomte
12	Davon Reed
7	Deandre Burnett
4	Ivan Cruz Uceda
4	Ja'Quan Newton
4	James Palmer
4	Omar Sherman

20+ POINT GAMES

4	Sheldon McClellan
4	Angel Rodriguez
2	Manu Lecomte
1	Deandre Burnett

DOUBLE-FIGURE REBOUNDING GAMES

21	Tonye Jekiri
3	Sheldon McClellan
1	Davon Reed
1	Joe Thomas

MIAMI'S LARGEST...

Lead	37, vs. Howard, 11/14
Deficit	28, vs. Eastern Kentucky, 12/19
Margin of Victory	35, vs. Howard, 11/14
Margin of Defeat	28, vs. Eastern Kentucky, 12/19
Halftime Lead	28, at Virginia Tech, 3/7
Halftime Deficit	18 (2x), last vs. Notre Dame 3/12
Deficit in Win	18, at Richmond, 3/24
Halftime Deficit in Win	12, at Florida, 11/17
Lead in Loss	12, at Notre Dame, 1/17
Halftime Lead in Loss	11, at Florida State, 2/1

MIAMI'S RECORD WHEN...

RECORD	2014-15		COACH L	
	ALL	ACC	AT UM	ACC
All games	25-13	10-8	91-49	41-29
Home	12-6	5-4	48-19	22-13
Away	8-4	5-4	30-21	19-16
Neutral	5-3		13-9	
November	7-0		19-6	
December	3-3		15-9	0-1
January	4-3	4-3	18-11	16-11
February	4-5	4-5	20-14	19-14
March	7-1	2-0	19-8	6-3
April	0-1		0-1	0-2

Vs. Top 10 opponents	2-2	1-2	4-8	3-7
Vs. Top 25 opponents (includes Top 10)	3-6	1-5	8-20	5-15
Vs. RV opponents (either or both polls)	1-0	1-0	8-2	3-0
Vs. teams over .500 on game day	15-11	7-6	54-42	26-24
Vs. teams under .500 on game day	8-2	3-2	25-6	11-5
Vs. teams at .500 on game day	2-0	0-0	11-1	4-0
While UM is in the top 25	4-4	0-2	20-8	12-5
While UM is RV (only)	7-1	2-0	14-4	4-1

Leading at halftime	13-3	2-3	66-12	27-9
Trailing at halftime	10-9	6-5	21-35	10-19
Tied at halftime	1-1	1-0	5-2	3-1
Single overtime			2-6	1-2
Double overtime	1-1	1-1	3-1	2-1
In overtime games (single+double)	1-1	1-1	5-7	3-3
Leading with 2:00 left in regulation	22-2	8-2	82-6	37-3
Trailing with 2:00 left in regulation	2-10	1-6	7-40	3-25
Tied with 2:00 left in regulation	1-0		2-1	0-1

UM shoots 50% or better from field	8-0	2-0	28-2	10-2
UM shoots 40-49% from field	13-4	7-4	52-13	28-10
UM shoots under 40% from field	4-9	1-4	11-34	3-17
Opp. shoots 50% or better from field	2-4	0-2	5-13	2-7
Opp. shoots 40-49% from field	12-7	8-5	40-23	21-14
Opp. shoots under 40% from field	12-2	2-1	47-13	18-8
UM shoots 70% or better from the line	20-8	8-5	54-24	22-15
UM shoots less than 70% from the line	5-5	2-3	37-25	19-13
UM makes more 3-point FGs	18-8	6-5	44-21	22-16
UM makes fewer 3-point FGs	3-4	2-2	30-19	14-11
3-point FGs are even	4-1	2-1	8-2	5-2
Four or more Canes in double figures	8-3	4-2	41-9	18-7
Three Canes score in double figures	11-5	5-2	36-21	18-8
Two or less Canes score in double figures	6-5	1-4	14-19	5-14

UM outrebounds opponent	17-2	6-1	61-17	25-11
Opp. outrebounds UM	6-11	4-7	26-32	15-18
Tied in rebounds	2-0		4-0	1-0
UM records 10 or more steals	4-1	1-0	13-4	4-1
UM records 15 or more assists	10-1	4-1	28-1	14-1
UM commits less than 15 turnovers	22-13	8-8	80-42	36-25
UM commits 15 or more turnovers	1-0		9-2	3-4
UM commits less turnovers than opp.	14-6	7-4	52-20	23-10
UM commits more turnovers than opp.	8-4	2-3	32-18	15-13
Tied in turnovers	3-3	1-1	7-10	3-6

UM scores 59 points or less	2-6	1-4	9-25	5-16
UM scores between 60-69 points	9-4	4-1	27-15	13-5
UM scores between 70-79 points	8-2	1-2	37-8	15-7
UM scores between 80-89 points	5-1	3-1	13-1	5-1
UM scores between 90-99 points	1-0	1-0	5-0	3-0
UM scores 100 or more points			0-0	0-0
Playing during the morning (11 a.m.)	1-0		1-0	
Playing during the afternoon	4-5	4-4	29-15	16-11
Playing in the evening (5 p.m. or later)	20-8	6-4	60-33	25-18
Games decided by three points or less	5-4	1-3	12-12	5-9
Games decided by four to 10 points	9-5	5-4	29-20	15-14
Games decided by 11-19 points	4-2	2-0	31-13	12-3
Games decided by more than 20 points	7-2	2-1	19-4	9-3



ACC STANDINGS / ACC TOURNAMENT / ACC AWARDS

Team	ACC Games					Overall						Last 10
	W	L	Pct.	H	A	W	L	Pct.	H	A	N	
\$ ^ Virginia 6/8	16	2	.889	8-1	8-1	30	4	.882	15-1	11-1	4-2	7-3
^ Duke 4/1	15	3	.833	8-1	7-2	35	4	.897	15-1	9-2	11-1	9-1
* ^ Notre Dame 8/5	14	4	.778	7-2	7-2	32	6	.842	17-2	7-2	8-2	8-2
^ Louisville 17/10	12	6	.667	6-3	6-3	27	9	.750	15-4	7-3	5-2	7-3
^ North Carolina 15/12	11	7	.611	5-4	6-3	26	12	.684	10-5	8-4	8-3	7-3
+ Miami	10	8	.556	5-4	5-4	25	13	.658	12-6	8-4	5-3	7-3
^ NC State	10	8	.556	5-4	5-4	22	14	.611	14-6	5-5	3-3	7-3
Syracuse	9	9	.500	5-4	4-4	18	13	.581	13-5	4-7	1-1	4-6
+ Pittsburgh	8	10	.444	6-3	3-6	19	15	.559	14-4	2-9	3-2	3-7
Clemson	8	10	.444	5-4	3-6	16	15	.516	11-6	3-7	2-2	3-7
Florida State	8	10	.444	5-4	3-6	17	16	.515	12-6	3-7	2-3	5-5
Wake Forest	5	13	.278	5-4	0-9	13	19	.406	11-7	2-10	0-2	3-7
Boston College	4	14	.222	2-7	2-7	13	19	.406	9-8	2-7	2-4	4-6
Georgia Tech	3	15	.167	2-7	1-8	12	19	.387	8-8	2-9	2-2	2-8
Virginia Tech	2	16	.111	2-7	0-9	11	22	.333	9-9	0-11	2-2	2-8

AP Ranking followed by ESPN/USA Today Ranking | * ACC Tournament Champion | \$ Regular Season Champion

^ NCAA Tournament participant | + NIT participant

2015 NCAA CHAMPIONSHIP

#1 Duke (6-0)

Robert Morris #16	W, 85-56
San Diego State #8	W, 68-49
Utah #5	W, 63-57
Gonzaga #2	W, 66-52
Michigan State Final Four #7	W, 81-61
Wisconsin Final Four #1	W, 68-63

#3 Notre Dame (3-1)

Northeastern #14	W, 69-65
Butler #8	W, 67-65 OT
Wichita State #7	W, 81-70
Kentucky #1	L, 66-68

#4 Louisville (3-1)

UC-Irvine #13	W, 59-57
Northern Iowa #5	W, 66-53
NC State #8	W, 75-65
Michigan State #7 ot	L, 70-76 OT

#4 North Carolina (2-1)

Harvard #13	W, 67-65
Arkansas #5	W, 87-78
Wisconsin #1	L, 72-79

#8 NC State (2-1)

LSU #9	W, 66-65
Villanova #1	W, 71-68
Louisville #4	L, 65-75

#2 Virginia (1-1)

Belmont #15	W, 79-67
Michigan State #7	L, 54-60

2015 ACC TOURNAMENT

Greensboro (N.C.) Coliseum

Tuesday, March 10 (First round)

#12 Boston College d. #13 Georgia Tech	66-65
#14 Virginia Tech d. #11 Wake Forest	81-80

Wednesday, March 11 (Second Round)

#9 Florida State d. #8 Clemson	76-73
#5 North Carolina d. #12 Boston College	81-63
#7 NC State d. #10 Pittsburgh	81-70
#6 Miami d. #14 Virginia Tech	59-49

Thursday, March 12 (Quarterfinals)

#1 Virginia d. #9 Florida State	58-44
#5 North Carolina d. #4 Louisville	70-60
#2 Duke d. #7 NC State	77-53
#3 Notre Dame d. #6 Miami	70-63

Friday, March 13 (Semifinals)

#5 North Carolina d. #1 Virginia	71-67
#3 Notre Dame d. #2 Duke	74-64

Saturday, March 14 (Finals)

#3 Notre Dame d. #5 North Carolina	90-82
------------------------------------	-------

2015 ACC TOURNAMENT TEAMS

Tournament MVP

Jerian Grant, Notre Dame

All-ACC Tournament

1st Team: Jerian Grant, ND; Pat Connaughton, ND; Steve Vasturia, ND; Marcus Paige, UNC; Brice Johnson, UNC

2nd Team: Demetrius Jackson, ND; Justin Jackson, UNC; Anthony Barber, NCS; Jahlil Okafor, Duke; Malcolm Brogdon, UVa.

2015 NIT

Miami (4-1)

NC Central	W 75-71
Alabama	W, 73-66
Richmond	W, 63-61
Temple	W, 60-57
Stanford	L, 64-66 OT

Pittsburgh (0-1)

George Washington	L, 54-60
-------------------	----------



ACC AWARDS

2015 ACSMA ALL-ACC

Player of the Year

Jahlil Okafor, Fr., Duke

Defensive Player of the Year

Darion Atkins, Sr., Virginia

Rookie of the Year

Jahlil Okafor, Duke

Sixth Man of the Year

BeeJay Anya, So., NC State

Most Improved

Rakeem Christmas, Sr., Syracuse

Coach of the Year

Tony Bennett, Virginia

First-Team All-ACC

Jahlil Okafor, Fr., Duke	*320
Jerian Grant, Sr., Notre Dame	*320
Rakeem Christmas, Sr. Syracuse	294
Malcolm Brogdon, Jr., Virginia	293
Olivier Hanlan, Jr., Boston College	246

Second-Team All-ACC

Montrezl Harrell, Jr., Louisville	220
Quinn Cook, Sr., Duke	219
Terry Rozier, So., Louisville	154
Trevor Lacey, Jr., NC State	123
Justin Anderson, Jr., Virginia	106

Third-Team All-ACC

Marcus Paige, Jr., North Carolina	97
Tyus Jones, Fr., Duke	89
Pat Connaughton, Sr., Notre Dame	45
Anthony Gill, Jr., Virginia	42
Brice Johnson, Jr., North Carolina	40

Honorable Mention:

Jamel Artis, So., Pittsburgh (33); Tonye Jekiri, Jr., Miami(32); London Perrantes, So., UVa (31); Sheldon McClellan, Jr., Miami (31); Justise Winslow, Fr., Duke (29);Xavier Rathan-Mayes, Fr., FSU (24); Michael Young, So.,Pitt (14); Angel Rodriguez, Jr., Miami (13); Codi Miller-McIntyre, Jr., WF (12); Kennedy Meeks, So., UNC (10).

All-Freshman Team

Jahlil Okafor, Duke*; Tyus Jones, Duke; Justise Winslow, Duke; Xavier Rathan-Mayes, Florida State; Justin Jackson, North Carolina.

All-Defensive Team

Rakeem Christmas, Sr., Syracuse; Malcolm Brogdon, Jr., Virginia; Darion Atkins, Sr., Virginia; Tonye Jekiri, Jr., Miami; BeeJay Anya, So., NC State.

*unanimous

2015 COACHES ALL-ACC

Player of the Year

Jahlil Okafor, Fr., Duke

Defensive Player of the Year

Malcolm Brogdon, Jr., Virginia

Rookie of the Year

Jahlil Okafor, Duke

Sixth Man of the Year

Mike Tobey, Jr., Virginia

Most Improved

Rakeem Christmas, Sr., Syracuse

Coach of the Year

Tony Bennett, Virginia

First-Team All-ACC

Jahlil Okafor, Fr., Duke	*70
Jerian Grant, Sr., Notre Dame	*70
Malcolm Brogdon, Jr., Virginia	63
Rakeem Christmas, Sr. Syracuse	62
Olivier Hanlan, Jr., Boston College	54

Second-Team All-ACC

Montrezl Harrell, Jr., Louisville	49
Terry Rozier, So., Louisville	44
Quinn Cook, Sr., Duke	43
Marcus Paige, Jr., North Carolina	35
Justin Anderson, Jr., Virginia	31

Third-Team All-ACC

Trevor Lacey, Jr., NC State	27
Pat Connaughton, Sr., Notre Dame	20
Jamel Artis, So., Pittsburgh	18
Tyus Jones, Fr., Duke	16
Brice Johnson, Jr., North Carolina	14

Honorable Mention:

Xavier Rathan-Mayes, Fr., Florida State (10); Anthony Gill, Jr., Virginia (9); Sheldon McClellan, Jr., Miami (9); Michael Young, So., Pittsburgh (5); Tonye Jekiri, Jr., Miami (5).

All-Freshman Team

Tyus Jones, Duke	*14
Jahlil Okafor, Duke	*14
Xavier Rathan-Mayes, Florida State	*14
Justise Winslow, Duke	*14
Justin Jackson, North Carolina	7

All-Defensive Team

Rakeem Christmas, Sr., Syracuse	11
Malcolm Brogdon, Jr., Virginia	11
Tonye Jekiri, Jr., Miami	10
Jerian Grant, Sr., Notre Dame	6
BeeJay Anya, So., NC State	5
Anthony Gill, Jr., Virginia	5

*unanimous

ACC PLAYER OF THE WEEK

N17	Montrezl Harrell, Jr., Louisville
N24	Angel Rodriguez, Jr., Miami
N31	Sheldon McClellan, Jr., Miami
D8	Justin Anderson, Jr., Virginia
	Jerian Grant, Sr., Notre Dame
D15	Montrezl Harrell, Jr., Louisville
D22	Terry Rozier, So., Louisville
D29	Rakeem Christmas, Sr., Syracuse
J5	Jahlil Okafor, Fr., Duke
J12	Trevor Lacey, Jr., NC State
J19	Rakeem Christmas, Sr., Syracuse
J26	Jerian Grant, Sr., Notre Dame
F2	Jordan Roper, Jr., Clemson
	Terry Rozier, So., Louisville
F9	Jamel Artis, So., Pittsburgh
F16	Quinn Cook, Sr., Duke
F23	Quinn Cook, Sr., Duke
M2	Olivier Hanlan, Jr., Boston College
M9	Montrezl Harrell, Jr., Louisville
M16	Jerian Grant, Sr., Notre Dame

ACC ROOKIE OF THE WEEK

N17	Jahlil Okafor, Duke
N24	Jahlil Okafor, Duke
N31	Jahlil Okafor, Duke
D8	Tyus Jones, Duke
D15	Caleb Martin, NC State
D22	Jahlil Okafor, Duke
D29	Justin Bibbs, Virginia Tech
J5	Jahlil Okafor, Duke
J12	Jahlil Okafor, Duke
J19	Jahlil Okafor, Duke
J26	Tyus Jones, Duke
	Xavier Rathan-Mayes, Florida State
F2	Jahlil Okafor, Duke
F9	Justise Winslow, Duke
F16	Dinos Mitoglou, Wake Forest
F23	Tyus Jones, Duke
M2	Xavier Rathan-Mayes, Florida State
M9	Tyus Jones, Duke

ACC ACADEMIC HONOR ROLL

Davon Reed, So., Sport Administration



ACC INDIVIDUAL LEADERS

ALL GAMES

SCORING

	GP	Pts	Avg/G
Olivier Hanlan, Jr., BC	32	625	19.5
Rakeem Christmas, Sr., SU	31	542	17.5
Jahlil Okafor, Fr., DU	38	657	17.3
Terry Rozier, So., UL	36	615	17.1
Jerian Grant, Sr., ND	38	628	16.5
Trevor Lacey, Jr., ST	35	551	15.7
Montrezl Harrell, Jr., UL	35	549	15.7
Quinn Cook, Sr., DU	39	598	15.3
Xavier Rathan-Mayes, Fr., FS	32	476	14.9
Aaron Brown, Sr., BC	32	474	14.8
Codi Miller-McIntyre, Jr., WF	32	465	14.5
Sheldon McClellan, Jr., UM	38	550	14.5
Marcus Paige, Jr., NC	38	534	14.1
Malcolm Brogdon, Jr., VA	34	476	14.0
Jamel Artis, Fr., UP	34	464	13.6
Marcus Georges-Hunt, Jr., GT	30	407	13.6
Adam Smith, Jr., VT	33	443	13.4
Trevor Cooney, Jr., SU	31	414	13.4
Michael Young, So., UP	34	454	13.4
Jaron Blossomgame, So., CU	31	407	13.1

REBOUNDS

	G	REB	PG
Tonye Jekiri, Jr., UM	37	366	9.9
Montrezl Harrell, Jr., UL	35	321	9.2
Rakeem Christmas, Sr., SU	31	282	9.1
Devin Thomas, Jr., WF	32	282	8.8
Jahlil Okafor, Fr., DU	38	322	8.5
Jaron Blossomgame, So., CU	31	253	8.2
Brice Johnson, Jr., NC	38	295	7.8
Pat Connaughton, So., ND	38	282	7.4
Kennedy Meeks, So., NC	37	271	7.3
Michael Young, So., UP	34	249	7.3

FIELD GOAL%

	G	FG-A	Pct
Jahlil Okafor, Fr., DU	38	279-420	0.664
Zach Auguste, Jr., ND	37	190-307	0.619
Montrezl Harrell, Jr., UL	35	213-376	0.566
Brice Johnson, Jr., NC	38	207-366	0.566
Rakeem Christmas, Sr., SU	31	203-368	0.552
Sheldon McClellan, Jr., UM	38	192-397	0.484
Jerian Grant, Sr., ND	38	204-427	0.478
Olivier Hanlan, Jr., BC	32	225-496	0.454
Quinn Cook, Sr., DU	39	199-439	0.453
Codi Miller-McIntyre, Jr., WF	32	167-371	0.45

ASSISTS

	G	Ast	Avg/G
Jerian Grant, Sr., ND	38	253	6.7
Tyus Jones, Fr., DU	39	217	5.6
James Robinson, Jr., UP	34	174	5.1
London Perrantes, So., VA	32	148	4.6
Marcus Paige, Jr., NC	38	170	4.5
J.P. Tokoto, Jr., NC	38	163	4.3
Codi Miller-McIntyre, Jr., WF	32	137	4.3
Xavier Rathan-Mayes, Fr., FS	32	137	4.3
Devin Wilson, So., VT	33	140	4.2
Olivier Hanlan, Jr., BC	32	135	4.2

FREE THROW%

	G	FTM-A	Pct
Quinn Cook, Sr., DU	39	98-110	0.891
Tyus Jones, Fr., DU	39	144-162	0.889
Malcolm Brogdon, Jr., VA	34	116-132	0.879
Marcus Paige, Jr., NC	38	96-111	0.865
James Robinson, Jr., UP	34	85-102	0.833
Sheldon McClellan, Jr., UM	38	112-136	0.824
Jamel Artis, So., UP	34	105-132	0.795
Terry Rozier, So., UL	36	139-176	0.79
Jerian Grant, Sr., ND	38	170-218	0.78
Wayne Blackshear, Sr., UL	36	92-118	0.78

STEALS

	G	Steals	PG
Terry Rozier, So., UL	36	72	2
Michael Gbinije, Jr., SU	30	56	1.9
Angel Rodriguez, Jr., UM	32	59	1.8
Trevor Cooney, Jr., SU	31	56	1.8
Marcus Paige, Jr., NC	38	65	1.7
Jerian Grant, Sr., ND	38	63	1.7
Demetrius Jackson, So., ND	38	59	1.6
Tyus Jones, Fr., DU	39	59	1.5
J.P. Tokoto, Fr., NC	38	56	1.5
Cameron Wright, Sr., UP	26	36	1.4

3-PT FG%

	G	3FG-A	Pct
Adam Smith, Jr., VT	33	81-191	0.424
Pat Connaughton, Sr., ND	38	93-220	0.423
Quinn Cook, Sr., DU	39	102-258	0.395
Marcus Paige, Jr., NC	38	94-238	0.395
Trevor Lacey, Jr., ST	35	78-199	0.392
Ralston Turner, Sr., ST	36	94-256	0.367
Olivier Hanlan, Jr., BC	32	65-184	0.353
Trevor Cooney, Jr., SU	31	71-230	0.309

3-POINT FG MADE

	G	3FG	PG
Quinn Cook, Sr., DU	39	102	2.6
Ralston Turner, Sr., ST	36	94	2.6
Marcus Paige, Jr., NC	38	94	2.5
Adam Smith, Jr., VT	33	81	2.5
Pat Connaughton, Sr., ND	38	93	2.5
Trevor Cooney, Jr., SU	31	71	2.3
Trevor Lacey, Jr., ST	35	78	2.2
Olivier Hanlan, Jr., BC	32	65	2
Devon Bookert, Jr., FS	28	53	1.9
Aaron Brown, Sr., BC	32	60	1.9

BLOCKED SHOTS

	G	Blocks	PG
Beejay Anya, So., ST	36	91	2.5
Rakeem Christmas, Sr., SU	31	78	2.5
Landry Nnoko, Jr., CU	31	63	2
Jahlil Okafor, Fr., DU	38	54	1.4
Tonye Jekiri, Jr., UM	37	51	1.4
Mangok Mathiang, So., UL	34	46	1.4
Boris Bojanovsky, Jr., FS	33	44	1.3
Kennedy Meeks, So., NC	37	46	1.2
Montrezl Harrell, Jr., UL	35	42	1.2
Chinanu Onuaku, Fr., UL	35	42	1.2

AST/TO RATIO

	Ast	Turn	Ratio
James Robinson, Jr., UP	174	56	3.11
Jerian Grant, Sr., ND	253	82	3.09
London Perrantes, So., VA	148	49	3.02
Tyus Jones, Fr., DU	217	76	2.86
Marcus Paige, Jr., NC	170	73	2.33
Devin Wilson, So., VT	140	63	2.22
Demetrius Jackson, So., ND	116	57	2.04
J.P. Tokoto, Jr., NC	163	85	1.92
Travis Jorgenson, Fr., GT	100	54	1.85
Trevor Lacey, Jr., ST	121	67	1.81

OFFENSIVE REB

	G	No.	PG
Jahlil Okafor, Fr., DU	38	134	3.5
Charles Mitchell, Jr., GT	31	109	3.5
Michael Young, So., UP	34	111	3.3
Tonye Jekiri, Jr., UM	37	118	3.2
Montrezl Harrell, Jr., UL	35	111	3.2
Rakeem Christmas, Sr., SU	31	97	3.1
Anthony Gill, Jr., VA	34	102	3
Tyler Roberson, So., SU	28	79	2.8
Kennedy Meeks, So., NC	37	95	2.6
Devin Thomas, Jr., WF	32	82	2.6

MINUTES PLAYED

	G	Min.	PG
Olivier Hanlan, Jr., BC	32	1204	37.6
Trevor Cooney, Jr., SU	31	1156	37.3
Jerian Grant, Sr., ND	38	1408	37.1
Trevor Lacey, Jr., ST	35	1256	35.9
Quinn Cook, Sr., DU	39	1396	35.8
Pat Connaughton, Sr., ND	38	1351	35.6
Montrezl Harrell, Jr., UL	35	1229	35.1
Devon Bookert, Jr., FS	28	983	35.1
Terry Rozier, So., UL	36	1260	35
Michael Gbinije, Jr., SU	30	1050	35

ACC GAMES ONLY

SCORING

	GP	Pts	Avg/G
Olivier Hanlan-BC	18	395	21.9
Rakeem Christmas-SU	18	317	17.6
Terry Rozier-UL	18	306	17
Quinn Cook-DU	18	304	16.9
Jahlil Okafor-DU	17	287	16.9
Jerian Grant-ND	18	295	16.4
Jamel Artis-UP	18	290	16.1
Xavier Rathan-Mayes-FS	18	290	16.1
Montrezl Harrell-UL	18	281	15.6
Codi Miller-McIntyre-WF	18	281	15.6
Trevor Lacey-ST	18	275	15.3
Adam Smith-VT	18	267	14.8
Michael Gbinije-SU	18	266	14.8
Aaron Brown-BC	18	262	14.6
Ralston Turner-ST	18	256	14.2
Sheldon McClellan-UM	18	254	14.1

REBOUNDS

	G	REB	PG
Tonye Jekiri-UM	18	196	10.9
Montrezl Harrell-UL	18	172	9.6
Jahlil Okafor-DU	17	161	9.5
Rakeem Christmas-SU	18	167	9.3
Brice Johnson-NC	18	153	8.5
Tyler Roberson-SU	18	151	8.4
Jaron Blossomgame-CU	18	143	7.9
Devin Thomas-WF	18	143	7.9
Pat Connaughton-ND	18	135	7.5
Justise Winslow-DU	18	121	6.7

FIELD GOAL%

	G	FG-A	Pct
Jahlil Okafor-DU	17	116-178	0.652
Brice Johnson-NC	18	102-175	0.583
Montrezl Harrell-UL	18	109-196	0.556
Rakeem Christmas-SU	18	117-232	0.504
Jamel Artis-UP	18	101-205	0.493
Olivier Hanlan-BC	18	140-290	0.483
Codi Miller-McIntyre-WF	18	98-203	0.483
Jerian Grant-ND	18	96-204	0.471
Michael Gbinije-SU	18	92-207	0.444
Quinn Cook-DU	18	100-226	0.442

ASSISTS

	G	Ast	Avg/G
Jerian Grant-ND	18	125	6.94
Tyus Jones-DU	18	105	5.83
London Perrantes-VA	17	85	5
James Robinson-UP	18	89	4.94
Marcus Paige-NC	18	88	4.89
Angel Rodriguez-UM	16	69	4.31
J.P. Tokoto-NC	18	77	4.28
Devin Wilson-VT	18	77	4.28
Codi Miller-McIntyre-WF	18	76	4.22

FREE THROW%

	G	FTM-A	Pct
Malcolm Brogdon-VA	18	52-58	0.897
Tyus Jones-DU	18	61-69	0.884
Quinn Cook-DU	18	51-60	0.85
Sheldon McClellan-UM	18	56-67	0.836
Olivier Hanlan-BC	18	64-79	0.81
Terry Rozier-UL	18	62-77	0.805
Jamel Artis-UP	18	63-79	0.797
Angel Rodriguez-UM	16	62-81	0.765
Rod Hall-CU	18	47-62	0.758
Marcus Georges-Hunt-GT	18	71-94	0.755

STEALS

	G	Steals	PG
Jerian Grant-ND	18	37	2.06
Michael Gbinije-SU	18	37	2.06
Trevor Cooney-SU	18	35	1.94
Marcus Paige-NC	18	34	1.89
Terry Rozier-UL	18	32	1.78
J.P. Tokoto-NC	18	29	1.61
Angel Rodriguez-UM	16	25	1.56
Justise Winslow-DU	18	26	1.44
Cameron Wright-UP	17	23	1.35
Tyus Jones-DU	18	24	1.33

3-PT FG%

	G	3FG-A	Pct
Olivier Hanlan-BC	18	51-117	0.436
Michael Gbinije-SU	18	38-90	0.422
Marcus Paige-NC	18	44-106	0.415
Adam Smith-VT	18	50-122	0.41
Devon Bookert-FS	18	38-93	0.409
Pat Connaughton-ND	18	44-109	0.404
Quinn Cook-DU	18	53-133	0.398
Dinos Mitoglou-WF	18	37-93	0.398
Trevor Lacey-ST	18	44-112	0.393
Ralston Turner-ST	18	55-149	0.369

3-POINT FG MADE

	G	3FG	PG
Ralston Turner-ST	18	55	3.06
Quinn Cook-DU	18	53	2.94
Olivier Hanlan-BC	18	51	2.83
Adam Smith-VT	18	50	2.78
Pat Connaughton-ND	18	44	2.44
Trevor Lacey-ST	18	44	2.44
Marcus Paige-NC	18	44	2.44
Trevor Cooney-SU	18	42	2.33
Michael Gbinije-SU	18	38	2.11
Devon Bookert-FS	18	38	2.11

BLOCKED SHOTS

	G	Blocks	PG
Rakeem Christmas-SU	18	49	2.72
Beejay Anya-ST	18	44	2.44
Landry Nnoko-CU	18	33	1.83
Boris Bojanovsky-FS	18	30	1.67
Montrezl Harrell-UL	18	25	1.39
Tonye Jekiri-UM	18	24	1.33
Jahlil Okafor-DU	17	22	1.29
Brice Johnson-NC	18	23	1.28
Kyle Washington-ST	16	20	1.25
Kennedy Meeks-NC	18	21	1.17
Mangok Mathiang-UL	18	21	1.17

AST/TO RATIO

	Ast	Turn	Ratio
James Robinson-UP	89	25	3.56

CONFERENCE TEAM LEADERS - ALL GAMES

SCORING OFF.	G	W-L	Pts	PG
Duke	39	35-4	3091	79.3
Notre Dame	38	32-6	2963	78.0
North Carolina	38	26-12	2953	77.7
NC State	36	22-14	2525	70.1
Wake Forest	32	13-19	2209	69.0
Louisville	36	27-9	2483	69.0
Miami	38	25-13	2592	68.2
Syracuse	31	18-13	2096	67.6
Pittsburgh	34	19-15	2279	67.0
Florida State	33	17-16	2199	66.6
Boston College	32	13-19	2105	65.8
Virginia	34	30-4	2224	65.4
Virginia Tech	33	11-22	2156	65.3
Georgia Tech	31	12-19	1962	63.3
Clemson	31	16-15	1944	62.7

SCORING DEF.	G	Pts	PG	
Virginia	34	30-4	1751	51.5
Louisville	36	27-9	2154	59.8
Clemson	31	16-15	1927	62.2
Miami	38	25-13	2404	63.3
Syracuse	31	18-13	1965	63.4
Duke	39	35-4	2502	64.2
Georgia Tech	31	12-19	2002	64.6
Pittsburgh	34	19-15	2230	65.6
NC State	36	22-14	2367	65.8
Notre Dame	38	32-6	2499	65.8
Florida State	33	17-16	2210	67.0
Boston College	32	13-19	2157	67.4
North Carolina	38	26-12	2616	68.8
Virginia Tech	33	11-22	2289	69.4
Wake Forest	32	13-19	2307	72.1

SCORING MAR.	G	OFF	DEF	Mar.
Duke	39	79.3	64.2	15.1
Virginia	34	65.4	51.5	13.9
Notre Dame	38	78.0	65.8	12.2
Louisville	36	69.0	59.8	9.1
North Carolina	38	77.7	68.8	8.9
Miami	38	68.2	63.3	4.9
NC State	36	70.1	65.8	4.4
Syracuse	31	67.6	63.4	4.2
Pittsburgh	34	67.0	65.6	1.4
Clemson	31	62.7	62.2	0.5
Florida State	33	66.6	67.0	-0.3
Georgia Tech	31	63.3	64.6	-1.3
Boston College	32	65.8	67.4	-1.6
Wake Forest	32	69.0	72.1	-3.1
Virginia Tech	33	65.3	69.4	-4.0

FT PCT	G	FTM	FTA	Pct
Miami	38	544	729	.746
Notre Dame	38	561	756	.742
Virginia	34	446	614	.726
Boston College	32	412	584	.705
North Carolina	38	571	813	.702
Duke	39	610	873	.699
NC State	36	499	727	.686
Pittsburgh	34	445	650	.685
Clemson	31	395	579	.682
Florida State	33	524	783	.669
Louisville	36	529	792	.668
Syracuse	31	415	629	.660
Georgia Tech	31	363	560	.648
Virginia Tech	33	357	558	.640
Wake Forest	32	479	751	.638

FG PCT	G	FG	FGA	Pct
Notre Dame	38	1050	2061	.509
Duke	39	1099	2191	.502
North Carolina	38	1099	2309	.476
Florida State	33	763	1668	.457
Virginia	34	804	1758	.457
Pittsburgh	34	835	1866	.447
Virginia Tech	33	779	1747	.446
Boston College	32	743	1668	.445
NC State	36	895	2054	.436
Syracuse	31	763	1775	.430
Louisville	36	878	2048	.429
Miami	38	878	2053	.428
Wake Forest	32	762	1809	.421
Clemson	31	689	1685	.409
Georgia Tech	31	734	1800	.408

FG PCT DEF.	G	FG	FGA	Pct
Virginia	34	622	1697	.367
Louisville	36	767	1958	.392
North Carolina	38	889	2232	.398
Clemson	31	687	1710	.402
NC State	36	827	2052	.403
Syracuse	31	699	1725	.405
Florida State	33	766	1825	.420
Miami	38	888	2111	.421
Duke	39	962	2281	.422
Notre Dame	38	946	2214	.427
Virginia Tech	33	810	1844	.439
Georgia Tech	31	723	1644	.440
Boston College	32	742	1682	.441
Pittsburgh	34	785	1752	.448
Wake Forest	32	825	1834	.450

3-PT FG PCT	G	FG	FGA	Pct
Notre Dame	38	302	775	.390
Virginia Tech	33	241	619	.389
Duke	39	283	732	.387
North Carolina	38	184	514	.358
Miami	38	292	816	.358
NC State	36	236	661	.357
Virginia	34	170	483	.352
Pittsburgh	34	164	484	.339
Wake Forest	32	206	614	.336
Boston College	32	207	638	.324
Florida State	33	147	470	.313
Louisville	36	198	644	.307
Syracuse	31	155	515	.301
Clemson	31	171	572	.299
Georgia Tech	31	131	491	.267

3-PT FG% DEF	G	FG	FGA	Pct
North Carolina	38	247	822	.300
Louisville	36	189	623	.303
Virginia	34	191	621	.308
Duke	39	199	633	.314
Syracuse	31	203	645	.315
Georgia Tech	31	172	540	.319
Miami	38	232	717	.324
Notre Dame	38	227	697	.326
Florida State	33	193	592	.326
Clemson	31	186	567	.328
NC State	36	212	643	.330
Boston College	32	177	529	.335
Wake Forest	32	218	645	.338
Virginia Tech	33	252	718	.351
Pittsburgh	34	194	551	.352

REB. MARGIN	G	Own	Opp	Mar
Virginia	34	36.2	28.5	7.7
North Carolina	38	40.6	32.9	7.7
Georgia Tech	31	38.3	31.0	7.3
Duke	39	36.8	31.5	5.4
NC State	36	38.0	34.6	3.4
Wake Forest	32	37.5	34.4	3.1
Louisville	36	37.5	34.9	2.6
Clemson	31	36.2	34.1	2.1
Pittsburgh	34	33.4	31.5	1.9
Syracuse	31	36.6	35.1	1.5
Florida State	33	33.6	32.4	1.2
Miami	38	34.7	33.9	0.8
Notre Dame	38	32.4	32.7	-0.3
Boston College	32	30.7	33.3	-2.6
Virginia Tech	33	29.6	36.0	-6.4

BLOCKS	G	Blocks	PG
Louisville	36	192	5.3
NC State	36	184	5.1
Syracuse	31	157	5.1
Clemson	31	148	4.8
Florida State	33	157	4.8
North Carolina	38	160	4.2
Virginia	34	143	4.2
Wake Forest	32	123	3.8
Duke	39	149	3.8
Notre Dame	38	138	3.6
Georgia Tech	31	104	3.4
Miami	38	126	3.3
Virginia Tech	33	97	2.9
Pittsburgh	34	95	2.8
Boston College	32	86	2.7

ASSISTS	G	Assists	PG
North Carolina	38	661	17.4
Pittsburgh	34	561	16.5
Notre Dame	38	576	15.2
Syracuse	31	468	15.1
Duke	39	588	15.1
Wake Forest	32	451	14.1
Boston College	32	421	13.2
Miami	38	488	12.8
Virginia	34	430	12.7
Virginia Tech	33	395	12.0
Georgia Tech	31	362	11.7
Louisville	36	419	11.6
NC State	36	415	11.5
Florida State	33	380	11.5
Clemson	31	330	10.7

STEALS	G	Steals	PG
Syracuse	31	258	8.3
Louisville	36	283	7.9
Duke	39	278	7.1
Notre Dame	38	256	6.7
North Carolina	38	251	6.6
Wake Forest	32	208	6.5
Boston College	32	183	5.7
Georgia Tech	31	177	5.7
Miami	38	209	5.5
Florida State	33	181	5.5
Virginia	34	186	5.5
Clemson	31	168	5.4
Pittsburgh	34	168	4.9
Virginia Tech	33	144	4.4
NC State	36	138	3.8

TO MARGIN	G	Team	Opp	Mar.
Louisville	36	11.3	14.1	2.7
Syracuse	31	11.9	14.2	2.2
Notre Dame	38	9.4	11.2	1.8
Duke	39	10.8	12.3	1.5
Virginia	34	9.3	10.6	1.3
Pittsburgh	34	9.9	10.8	0.9
Miami	38	10.1	11.0	0.9
Virginia Tech	33	11.7	12.2	0.5
Boston College	32	12.2	12.2	0.1
North Carolina	38	12.7	12.3	-0.4
Clemson	31	11.8	11.2	-0.6
NC State	36	10.4	9.7	-0.7
Georgia Tech	31	12.7	11.7	-1.0
Wake Forest	32	13.4	11.8	-1.5
Florida State	33	14.5	11.9	-2.6

AST/TO RATIO	G	Ast	TO	Ratio
Pittsburgh	34	16.5	9.9	1.67
Notre Dame	38	15.2	9.4	1.61
Duke	39	15.1	10.8	1.40
North Carolina	38	17.4	12.7	1.37
Virginia	34	12.6	9.3	1.36
Syracuse	31	15.1	11.9	1.27
Miami	38	12.8	10.1	1.27
NC State	36	11.5	10.4	1.11
Boston College	32	13.2	12.2	1.08
Wake Forest	32	14.1	13.4	1.05
Louisville	36	11.6	11.3	1.03
Virginia Tech	33	12.0	11.7	1.02
Georgia Tech	31	11.7	12.7	0.92
Clemson	31	10.6	11.8	0.90
Florida State	33	11.5	14.5	0.79

3-PT / GAME	G	3FG	PG
Notre Dame	38	302	8.0
Miami	38	292	7.7
Virginia Tech	33	241	7.3
Duke	39	283	7.3
NC State	36	236	6.6
Boston College	32	207	6.5
Wake Forest	32	206	6.4
Clemson	31	171	5.5
Louisville	36	198	5.5
Syracuse	31	155	5.0
Virginia	34	170	5.0
North Carolina	38	184	4.8
Pittsburgh	34	164	4.8
Florida State	33	147	4.5
Georgia Tech	31	131	4.2



CONFERENCE TEAM LEADERS - ACC GAMES ONLY

SCORING OFFENSE	G	W-L	Pts	Avg
Duke	18	15-3	1418	78.8
North Carolina	18	7-11	1366	75.9
Notre Dame	18	14-4	1323	73.5
NC State	18	8-10	1243	69.1
Miami	18	8-10	1228	68.2
Wake Forest	18	13-5	1211	67.3
Louisville	18	6-12	1192	66.2
Pittsburgh	18	10-8	1186	65.9
Syracuse	18	9-9	1181	65.6
Boston College	18	14-4	1167	64.8
Florida State	18	10-8	1166	64.8
Virginia Tech	18	16-2	1126	62.6
Virginia	18	16-2	1119	62.2
Georgia Tech	18	15-3	1095	60.8
Clemson	18	10-8	1073	59.6

SCORING DEFENSE	G	Pts	Avg/G
Virginia	18	929	51.6
Clemson	18	1111	61.7
Louisville	18	1131	62.8
Georgia Tech	18	1186	65.9
Miami	18	1188	66
NC State	18	1189	66.1
Syracuse	18	1213	67.4
Florida State	18	1214	67.4
Notre Dame	18	1234	68.6
Pittsburgh	18	1235	68.6
Duke	18	1243	69.1
Boston College	18	1267	70.4
North Carolina	18	1269	70.5
Virginia Tech	18	1311	72.8
Wake Forest	18	1374	76.3

SCORING MARGIN	G	OFF	DEF	Mar.
Virginia	18	62.2	51.6	10.6
Duke	18	78.8	69.1	9.7
North Carolina	18	75.9	70.5	5.4
Notre Dame	18	73.5	68.6	4.9
Louisville	18	66.2	62.8	3.4
NC State	18	69.1	66.1	3
Miami	18	68.2	66	2.2
Syracuse	18	65.6	67.4	-1.8
Clemson	18	59.6	61.7	-2.1
Florida State	18	64.8	67.4	-2.7
Pittsburgh	18	65.9	68.6	-2.7
Georgia Tech	18	60.8	65.9	-5.1
Boston College	18	64.8	70.4	-5.6
Wake Forest	18	67.3	76.3	-9.1
Virginia Tech	18	62.6	72.8	-10.3

FREE THROW PCT	G	FTM	FTA	Pct
Miami	18	258	343	0.752
Notre Dame	18	253	344	0.735
Boston College	18	202	281	0.719
Virginia	18	204	293	0.696
North Carolina	18	237	341	0.695
Duke	18	273	395	0.691
Pittsburgh	18	231	336	0.688
Clemson	18	218	318	0.686
Florida State	18	271	396	0.684
NC State	18	211	312	0.676
Louisville	18	229	340	0.674
Virginia Tech	18	184	275	0.669
Syracuse	18	245	375	0.653
Georgia Tech	18	194	298	0.651
Wake Forest	18	237	388	0.611

FIELD GOAL PCT	G	FG	FGA	Pct
Duke	18	501	1032	0.485
North Carolina	18	524	1086	0.483
Notre Dame	18	465	980	0.474
Virginia	18	411	927	0.443
Boston College	18	418	943	0.443
Florida State	18	400	907	0.441
Pittsburgh	18	436	993	0.439
Louisville	18	432	1001	0.432
NC State	18	451	1058	0.426
Miami	18	413	971	0.425
Wake Forest	18	426	1019	0.418
Virginia Tech	18	396	956	0.414
Syracuse	18	419	1026	0.408
Georgia Tech	18	410	1042	0.393
Clemson	18	377	968	0.389

FIELD GOAL% DEF.	G	FG	FGA	Pct
Virginia	18	341	902	0.378
Clemson	18	392	975	0.402
NC State	18	411	1015	0.405
Louisville	18	400	964	0.415
Florida State	18	416	987	0.421
North Carolina	18	452	1060	0.426
Syracuse	18	429	1000	0.429
Duke	18	478	1083	0.441
Miami	18	431	972	0.443
Notre Dame	18	472	1059	0.446
Georgia Tech	18	441	978	0.451
Boston College	18	435	957	0.455
Pittsburgh	18	426	916	0.465
Wake Forest	18	491	1054	0.466
Virginia Tech	18	464	987	0.47

3-POINT FG PCT	G	FG	FGA	Pct
Duke	18	143	358	0.399
Virginia Tech	18	150	388	0.387
North Carolina	18	81	219	0.37
Notre Dame	18	140	379	0.369
NC State	18	130	357	0.364
Florida State	18	95	264	0.36
Miami	18	144	406	0.355
Boston College	18	129	369	0.35
Virginia	18	93	268	0.347
Pittsburgh	18	83	251	0.331
Wake Forest	18	122	373	0.327
Louisville	18	99	306	0.324
Syracuse	18	98	319	0.307
Clemson	18	101	334	0.302
Georgia Tech	18	81	274	0.296

3-POINT FG% DEF.	G	FG	FGA	Pct
Louisville	18	90	307	0.293
Virginia	18	99	320	0.309
Florida State	18	104	317	0.328
North Carolina	18	125	377	0.332
Clemson	18	111	329	0.337
NC State	18	107	315	0.34
Georgia Tech	18	99	290	0.341
Syracuse	18	128	372	0.344
Notre Dame	18	109	313	0.348
Duke	18	108	303	0.356
Miami	18	118	331	0.356
Boston College	18	113	306	0.369
Virginia Tech	18	140	374	0.374
Wake Forest	18	126	334	0.377
Pittsburgh	18	112	277	0.404

REBOUND MARGIN	G	Own	Opp	Mar.
North Carolina	18	711	578	7.4
Duke	18	673	587	4.8
Georgia Tech	18	670	590	4.4
Virginia	18	621	545	4.2
Clemson	18	643	623	1.1
Florida State	18	602	589	0.7
NC State	18	670	658	0.7
Louisville	18	629	623	0.3
Miami	18	591	601	-0.6
Pittsburgh	18	569	595	-1.4
Syracuse	18	628	660	-1.8
Wake Forest	18	624	671	-2.6
Notre Dame	18	565	633	-3.8
Boston College	18	530	608	-4.3
Virginia Tech	18	500	665	-9.2

BLOCKED SHOTS	G	Blks	Avg/G
NC State	18	94	5.22
Florida State	18	89	4.94
Louisville	18	86	4.78
Syracuse	18	83	4.61
Clemson	18	77	4.28
North Carolina	18	77	4.28
Virginia	18	71	3.94
Duke	18	69	3.83
Notre Dame	18	61	3.39
Wake Forest	18	61	3.39
Georgia Tech	18	58	3.22
Miami	18	50	2.78
Pittsburgh	18	44	2.44
Boston College	18	42	2.33
Virginia Tech	18	39	2.17

ASSISTS	G	Ast	Avg/G
North Carolina	18	311	17.28
Pittsburgh	18	295	16.39
Duke	18	267	14.83
Notre Dame	18	259	14.39
Syracuse	18	257	14.28
Wake Forest	18	250	13.89
Boston College	18	241	13.39
Miami	18	233	12.94
Virginia	18	224	12.44
Virginia Tech	18	220	12.22
NC State	18	216	12
Georgia Tech	18	206	11.44
Louisville	18	204	11.33
Florida State	18	200	11.11
Clemson	18	184	10.22

STEALS	G	Steals	Avg/G
Syracuse	18	135	7.5
Louisville	18	118	6.56
Duke	18	116	6.44
North Carolina	18	112	6.22
Notre Dame	18	110	6.11
Georgia Tech	18	109	6.06
Wake Forest	18	100	5.56
Clemson	18	100	5.56
Miami	18	100	5.56
Virginia	18	97	5.39
Pittsburgh	18	90	5
Florida State	18	88	4.89
Boston College	18	80	4.44
NC State	18	76	4.22
Virginia Tech	18	71	3.94

TURNOVER MARGIN	G	OWN	OPP	Mar
Syracuse	18	195	231	2
Virginia	18	161	190	1.61
Pittsburgh	18	162	190	1.56
Notre Dame	18	159	184	1.39
Miami	18	176	201	1.39
Louisville	18	186	205	1.06
Duke	18	206	215	0.5
NC State	18	184	186	0.11
Virginia Tech	18	193	191	-0.11
Clemson	18	196	187	-0.5
North Carolina	18	215	198	-0.94
Boston College	18	202	183	-1.06
Georgia Tech	18	228	207	-1.17
Wake Forest	18	217	187	-1.67
Florida State	18	257	182	-4.17

ASSIST/TO RATIO	G	Asst	TO	Ratio
Pittsburgh	18	295	162	1.82
Notre Dame	18	259	159	1.63
North Carolina	18	311	215	1.45
Virginia	18	224	161	1.39
Miami	18	233	176	1.32
Syracuse	18	257	195	1.32
Duke	18	267	206	1.3
Boston College	18	241	202	1.19
NC State	18	216	184	1.17
Wake Forest	18	250	217	1.15
Virginia Tech	18	220	193	1.14
Louisville	18	204	186	1.1
Clemson	18	184	196	0.94
Georgia Tech	18	206	228	0.9
Florida State	18	200	257	0.78

3-POINT FG MADE	G	3FG	Avg/G
Virginia Tech	18	150	8.33
Miami	18	144	8
Duke	18	143	7.94
Notre Dame	18	140	7.78
NC State	18	130	7.22
Boston College	18	129	7.17
Wake Forest	18	122	6.78
Clemson	18	101	5.61
Louisville	18	99	5.5
Syracuse	18	98	5.44
Florida State	18	95	5.28
Virginia	18	93	5.17
Pittsburgh	18	83	4.61
Georgia Tech	18	81	4.5
North Carolina	18	81	4.5



BOX SCORES

Miami 74, Eckerd 58 11-06-14

Exhibition
BankUnited Center

Eckerd Player	tot-fg	3-pt	fg	fga	fgt	fta	rebounds	of	de	tot	pf	tp	a	b	s	min
23 STEVENSON, Jerick	6	13	2	6	5	9	0	3	3	4	19	0	3	0	0	31
40 DARNELL, Ray	3	8	0	0	0	0	6	4	10	1	6	2	3	0	0	30
50 YOUNG, Trevon	2	10	0	0	3	4	0	4	4	3	7	0	1	1	1	25
11 MOODY, E.J.	5	0	4	2	4	1	2	1	2	4	1	0	1	1	1	33
12 ROBERTS, Kendall	0	2	0	1	0	0	3	3	4	0	0	0	0	1	1	21
10 PHILLIPS, Shane	1	2	0	1	0	0	0	0	0	0	2	0	0	0	0	6
15 BENEDECI, Matt	4	5	3	1	2	0	1	1	1	12	1	0	0	0	0	19
20 INGRAM, Keshawn	0	1	0	0	0	0	0	0	0	0	1	0	0	0	0	4
21 WALSH, Kevin	2	2	2	0	0	0	0	0	0	6	0	0	1	0	0	9
24 CARTER, Altavious	1	3	0	1	0	0	1	2	1	2	1	0	0	1	1	11
32 COBB, Brian	1	1	0	0	0	0	3	2	3	2	1	0	0	1	0	11
TEAM							3	2	5							
Totals	20	52	7	19	11	19	14	19	33	22	58	9	13	4	200	

Miami Player	tot-fg	3-pt	fg	fga	fgt	fta	rebounds	of	de	tot	pf	tp	a	b	s	min
22 Omar Sherman	3	8	1	5	3	4	3	1	4	4	10	1	1	3	0	26
02 Joe Thomas	1	1	0	0	2	1	4	5	4	2	1	0	1	0	10	20
10 Sheldon McClellan	2	7	0	3	5	7	1	2	3	3	11	6	2	0	5	30
13 Angel Rodriguez	6	2	0	3	7	9	0	3	3	3	11	6	2	0	5	30
20 Manu Lecomte	2	3	1	2	0	0	1	1	1	5	3	0	0	0	0	19
00 Ja'Quan Newton	2	4	0	0	0	0	1	0	1	2	4	1	0	0	0	15
01 Deandre Burnett	2	5	2	3	2	4	0	3	3	1	8	0	1	0	0	16
12 James Palmer	0	2	0	1	0	0	0	1	1	0	0	0	1	0	0	17
33 Ivan Cruz Uceda	4	6	0	1	2	2	6	8	1	10	0	1	0	1	0	24
TEAM							1	2	3							
Totals	23	45	7	20	21	31	9	23	17	74	16	9	4	7	200	

TOTAL FG%	1st Half: 10-24 41.7%	2nd Half: 13-21 61.9%	Game: 51.1%
3-Pt. FG%	1st Half: 4-12 33.3%	2nd Half: 3-8 37.5%	Game: 35.0%
FThrow %	1st Half: 5-6 83.3%	2nd Half: 16-25 64.0%	Game: 67.7%

Officials: Raymond Styons, Jeff Nichols, Matt Potter
Attendance: 11156
Score by Periods
Eckerd College
University of Miami

RV Miami 66, Drexel 46 11-20-14

Game 3
TD Arena

Drexel 0-3 Player	tot-fg	3-pt	fg	fga	fgt	fta	rebounds	of	de	tot	pf	tp	a	b	s	min
15 Bah, Mohamed	2	5	0	0	0	0	2	2	4	0	4	0	1	2	0	32
24 Williams, Rodney	1	8	0	0	1	2	3	5	8	1	3	0	1	0	1	34
11 Allen, Tavon	4	17	2	9	3	4	0	2	2	1	13	1	2	1	1	38
13 London, Rasham	2	2	0	0	0	0	3	3	1	4	1	0	1	0	1	19
14 Lee, Damion	2	6	2	4	3	4	2	4	6	9	2	0	2	0	0	37
00 Derboghosian, Sooren	0	0	0	0	0	0	1	0	1	2	0	0	0	0	0	6
01 Wilson, Freddie	5	12	2	7	0	0	0	2	2	3	12	1	1	0	1	21
02 Mojica, Sammy	0	0	0	0	0	0	0	1	1	1	0	0	0	0	0	5
55 Myles, Iyshawn	0	1	0	0	1	2	0	1	1	1	0	0	0	0	0	8
TEAM							2	2	4							
Totals	16	51	6	20	8	12	10	22	32	10	46	7	11	5	4	200

Miami 3-0 Player	tot-fg	3-pt	fg	fga	fgt	fta	rebounds	of	de	tot	pf	tp	a	b	s	min
02 Joe Thomas	1	3	0	0	0	0	0	3	3	2	0	0	0	0	0	21
23 Tonye Jekiri	4	9	0	0	0	0	3	10	3	8	4	2	2	0	0	29
10 Sheldon McClellan	2	7	1	3	0	0	1	4	5	5	3	1	0	1	1	32
13 Angel Rodriguez	5	13	3	6	2	3	0	3	3	15	4	1	2	3	1	31
20 Manu Lecomte	6	9	3	5	0	0	1	2	3	0	15	1	1	0	0	34
00 Ja'Quan Newton	2	3	0	0	3	3	0	1	1	7	3	4	0	1	0	19
12 James Palmer	2	3	2	2	0	0	0	0	0	6	0	0	0	0	0	12
22 Omar Sherman	3	10	2	5	0	0	3	3	6	1	8	0	0	1	0	22
TEAM							3	3	3							
Totals	25	57	11	21	5	6	11	26	37	10	66	15	9	5	5	200

TOTAL FG%	1st Half: 10-28 35.7%	2nd Half: 15-29 51.7%	Game: 43.9%
3-Pt. FG%	1st Half: 4-9 44.4%	2nd Half: 7-12 58.3%	Game: 52.4%
FThrow %	1st Half: 4-5 80.0%	2nd Half: 1-1 100%	Game: 83.3%

Officials: Ted Valentine, Kelly Self, Kip Kissingner
Attendance: 1131
Score by Periods
Drexel
Miami

-/RV Miami 84, Howard 49 11-14-14

Game 1
BankUnited Center

Howard Player	tot-fg	3-pt	fg	fga	fgt	fta	rebounds	of	de	tot	pf	tp	a	b	s	min
15 COLLINS, Damon	4	8	0	0	4	4	3	3	6	2	12	0	6	0	3	30
33 MILLER, James	1	6	0	0	0	0	0	0	3	2	1	0	0	1	0	18
22 BOYD, Marcel	2	3	0	0	0	0	3	1	4	2	4	1	1	0	0	15
01 CLAYTON, James	2	10	3	0	1	1	4	5	4	1	1	2	0	1	0	18
11 DANIEL, James	3	15	1	8	3	4	0	2	2	1	10	0	3	0	5	25
00 MINGO, Dalique	0	2	0	0	0	0	1	2	0	0	0	0	0	0	0	9
04 MADISON, Asaur	0	2	0	1	0	0	0	0	2	0	2	1	0	1	0	13
10 HILL, Keon	0	1	0	0	0	0	0	0	0	0	0	0	0	0	0	4
20 MANGHAM, Solomon	0	4	0	2	0	2	1	2	1	0	0	0	0	0	0	7
21 NORSWORTHY, Jared	3	12	2	6	0	3	3	2	7	0	2	0	0	0	0	21
25 BOYOMO, Theodore	2	0	0	0	0	0	1	2	3	1	2	0	0	0	0	9
32 STONE, Tyler	3	4	0	0	2	2	1	2	3	8	0	0	0	1	0	14
44 ELLISON, Oliver	0	3	0	0	0	0	2	2	4	0	0	0	1	0	0	17
TEAM							7	2	9							
Totals	18	63	2	18	11	21	20	23	43	22	49	5	17	3	10	200

Miami Player	tot-fg	3-pt	fg	fga	fgt	fta	rebounds	of	de	tot	pf	tp	a	b	s	min
02 Joe Thomas	2	2	0	0	0	1	3	2	5	1	4	0	2	2	1	27
23 Tonye Jekiri	2	6	0	0	2	2	5	6	11	5	6	1	1	1	1	26
10 Sheldon McClellan	8	12	0	3	4	0	4	4	1	19	2	2	0	1	0	25
13 Angel Rodriguez	4	11	3	6	5	7	1	2	3	0	16	3	1	2	0	26
20 Manu Lecomte	5	9	3	6	1	1	1	2	4	14	3	1	0	2	0	21
00 Ja'Quan Newton	1	2	0	0	6	0	0	0	2	8	0	0	0	0	0	16
01 Deandre Burnett	2	11	3	4	4	4	1	3	4	2	9	1	2	0	1	20
11 Mike Fernandez	1	1	0	0	0	0	0	0	0	2	0	0	0	0	0	2
12 James Palmer	2	5	2	5	0	0	2	2	1	6	2	2	1	0	1	18
22 Omar Sherman	0	0	0	0	0	0	1	4	5	3	0	0	0	0	0	17
35 Chris Stowell	0	0	0	0	0	0	0	0	0	1	0	0	0	0	0	1
TEAM							1	6	7							
Totals	27	59	9	23	21	25	13	30	43	20	84	1	13	5	12	200

TOTAL FG%	1st Half: 15-31 48.4%	2nd Half: 12-28 42.9%	Game: 45.8%
3-Pt. FG%	1st Half: 5-12 41.7%	2nd Half: 4-11 36.4%	Game: 39.1%
FThrow %	1st Half: 10-13 76.9%	2nd Half: 11-12 91.7%	Game: 84.0%

Officials: Bill Covington, Dwayne Gladden, William Humes
Attendance: 4544
Score by Periods
Howard
Miami

-/RV Miami 69, 8/7 Florida 67 11-17-14

Game 2
O'Connell Center

Miami 2-0 Player	tot-fg	3-pt	fg	fga	fgt	fta	rebounds	of	de	tot	pf	tp	a	b	s	min
02 Joe Thomas	0	0	0	0	0	0	0	0	0	0	0	0	0	0	0	10
23 Tonye Jekiri	2	4	0	0												



BOX SCORES

17/20 Miami 77, Charlotte 74 Game 6 11-25-14 Halton Arena, Charlotte, N.C.

Miami 6-0	tot-fg	3-pt	fg	fga	fga	fta	fta	rebounds	of	de	tot	pf	tp	a	b	s	min
02 Joe Thomas	f	0	0	0	0	0	0	0	0	0	1	0	0	1	0	0	13
23 Tonye Jekiri	c	2	3	0	0	2	5	13	5	4	1	1	0	1	1	0	32
10 Sheldon McClellan	g	11	17	5	7	4	4	10	11	11	31	3	3	0	2	34	
13 Angel Rodriguez	g	5	12	4	7	1	1	2	3	14	6	2	0	1	1	37	
20 Manu Lecomte	g	7	13	4	5	0	0	1	0	1	18	1	2	0	1	36	
00 Ja'Quan Newton	0	0	0	0	0	0	0	0	0	0	2	0	0	0	0	7	
12 James Palmer	1	4	0	2	1	2	2	2	2	3	0	2	1	0	1	21	
22 Omar Sherman	3	7	1	2	0	0	1	4	5	2	7	1	0	0	0	20	
TEAM								1	1								
Totals	29	57	14	23	5	9	8	27	35	17	77	12	11	2	4	200	

TOTAL FG% 1st Half: 15-34 44.1% 2nd Half: 14-23 60.9% Game: 50.9%
 3-Pt. FG% 1st Half: 7-14 50.0% 2nd Half: 7-9 77.8% Game: 60.9%
 F Throw % 1st Half: 1-2 50.0% 2nd Half: 4-7 57.1% Game: 55.6%

Charlotte 3-2	tot-fg	3-pt	fg	fga	fga	fta	fta	rebounds	of	de	tot	pf	tp	a	b	s	min
21 CLAYTON, Willie	f	4	6	0	0	3	6	2	3	5	1	11	0	2	0	1	25
12 THORNE JR., Mike	c	8	11	0	1	3	3	2	5	0	17	0	0	0	0	27	
01 OGBUEZE, Brax	g	4	9	3	7	2	3	0	0	0	23	2	2	0	0	28	
14 WILLIAMS, Terr	g	2	4	0	2	0	0	4	4	3	4	3	0	0	0	28	
15 HENRY, Pierria	g	1	10	0	6	2	2	3	8	11	4	4	9	2	1	36	
02 DORN, Torin	g	7	12	1	3	2	5	1	2	3	0	17	2	2	0	26	
05 WOODS, Keyshawn	3	6	2	3	0	0	1	1	1	8	1	0	0	0	0	19	
11 BENKOVIC, Ivan	0	0	0	0	0	0	0	0	0	0	0	0	0	0	0	6	
20 BLAKLEY, Cameron	0	1	0	1	0	0	0	2	2	0	0	0	0	1	0	5	
TEAM																	
Totals	29	59	6	22	10	9	22	31	11	74	17	8	2	4	200		

TOTAL FG% 1st Half: 16-28 57.1% 2nd Half: 13-31 41.9% Game: 49.2%
 3-Pt. FG% 1st Half: 4-11 36.4% 2nd Half: 2-11 18.2% Game: 27.3%
 F Throw % 1st Half: 1-4 25.0% 2nd Half: 9-15 60.0% Game: 52.6%

Officials: Bryan Kersey, Karl Hess, Bill Covington Jr.
 Technical fouls: Miami-None. Charlotte-None.
 Attendance: 7163

Score by Periods	1st	2nd	Total
Miami	38	39	77
Charlotte	37	37	74

Points in the paint-UM 24,CHA 44. Points off turnovers-UM 10,CHA 10.
 2nd chance points-UM 9,CHA 12. Fast break points-UM 6,CHA 10.
 Bench points-UM 10,CHA 25. Score tied-0 times. Lead changed-3 times.
 Last FG-UM 2nd-05:20, CHA 2nd-01:04.
 Largest lead-UM by 13 2nd-05:20, CHA by 9 1st-07:36.
 UM led for 21:50. CHA led for 17:54. Game was tied for 00:15.

17/20 Miami 87, South Alabama 75 Game 7 11-28-14 BankUnited Center

So. Alabama 1-3	tot-fg	3-pt	fg	fga	fga	fta	fta	rebounds	of	de	tot	pf	tp	a	b	s	min
10 Boyanova, George	f	3	4	1	2	2	3	6	2	8	0	1	0	1	0	22	
24 Ferguson, Dionte	f	5	14	0	0	2	3	9	5	14	2	1	1	0	0	24	
01 Williams, Ken	g	7	19	2	9	0	0	1	3	4	0	16	2	0	1	31	
04 Stevens, Barrington	g	6	12	2	2	0	0	3	3	4	12	5	2	0	0	36	
22 Brown, John	g	1	5	0	0	0	0	1	0	1	2	3	1	0	2	22	
02 Johnson, Taishawn	5	10	1	3	2	3	0	2	2	5	13	0	0	0	0	20	
05 Lewis, Abdul	4	9	0	1	2	6	3	4	7	2	10	0	0	0	0	22	
20 Whittingham, Tafari	1	5	0	0	0	0	0	1	0	1	2	0	0	1	0	9	
32 Karaszia, Austin	0	0	0	0	0	0	0	0	0	0	0	0	0	0	0	4	
33 Andjusik, Luka	0	1	0	0	0	0	0	1	1	0	0	0	0	0	0	10	
TEAM								4	4								
Totals	32	79	4	18	7	14	22	43	19	75	11	6	2	7	200		

TOTAL FG% 1st Half: 10-32 31.3% 2nd Half: 22-47 46.8% Game: 40.5%
 3-Pt. FG% 1st Half: 0-9 0.0% 2nd Half: 4-9 44.4% Game: 22.2%
 F Throw % 1st Half: 1-6 16.7% 2nd Half: 6-8 75.0% Game: 50.0%

Miami 7-0	tot-fg	3-pt	fg	fga	fga	fta	fta	rebounds	of	de	tot	pf	tp	a	b	s	min
02 Joe Thomas	f	1	1	0	0	2	1	2	1	2	1	2	1	0	0	0	13
23 Tonye Jekiri	c	4	7	0	0	5	6	2	6	8	3	13	8	2	5	0	30
10 Sheldon McClellan	g	6	6	1	4	0	2	2	1	17	2	1	0	0	0	29	
13 Angel Rodriguez	g	2	7	1	2	2	0	3	3	1	7	1	3	0	2	24	
20 Manu Lecomte	g	3	6	2	3	6	2	3	1	14	5	0	0	1	0	28	
00 Ja'Quan Newton	2	3	0	0	1	2	0	1	1	5	0	1	0	0	0	17	
01 Deandre Burnett	4	9	2	4	0	1	2	0	1	2	0	10	0	0	1	16	
12 James Palmer	3	7	0	3	1	2	2	4	0	6	3	0	1	0	0	23	
22 Omar Sherman	6	11	3	0	0	1	6	7	3	13	1	2	1	0	0	20	
TEAM								3	3								
Totals	31	57	7	16	18	23	35	11	87	21	9	8	3	200			

TOTAL FG% 1st Half: 18-30 60.0% 2nd Half: 13-27 48.1% Game: 54.4%
 3-Pt. FG% 1st Half: 4-7 57.1% 2nd Half: 3-9 33.3% Game: 43.8%
 F Throw % 1st Half: 3-5 60.0% 2nd Half: 15-18 83.3% Game: 78.3%

Officials: Sean Casady, Waly Rutecki, Brian Shey
 Technical fouls: USA-Johnson, Taishawn. Miami-None.
 Attendance: 4267

Score by Periods	1st	2nd	Total
USA	21	54	75
Miami	43	44	87

Points in the paint-USA 40,UM 40. Points off turnovers-USA 6,UM 7.
 2nd chance points-USA 13,UM 12. Fast break points-USA 6,UM 3.
 Bench points-USA 25,UM 34. Score tied-0 times. Lead changed-0 times.
 Last FG-USA 2nd-00:30, UM 2nd-02:02.
 Largest lead-USA None, UM by 24 1st-04:24.
 USA led for 00:00. UM led for 39:10. Game was tied for 00:50.

15 Miami 70, 24/25 Illinois 61 Game 8 12-02-14 BankUnited Center

Illinois 6-1	tot-fg	3-pt	fg	fga	fga	fta	fta	rebounds	of	de	tot	pf	tp	a	b	s	min
32 Egwu, Nnamdi	c	4	11	0	3	0	0	3	6	9	4	8	2	1	0	35	
03 Starks, Ahmad	c	1	10	1	7	0	0	1	1	2	3	1	0	2	0	27	
11 Cosby, Aaron	g	1	10	1	6	0	0	2	1	3	4	1	0	0	0	23	
21 Hill, Malcolm	g	5	10	1	3	2	5	2	4	6	13	3	3	0	0	27	
24 Rice, Rayvonte	g	8	16	2	6	4	5	5	7	12	22	1	0	0	0	34	
01 Tate, Jaylon	0	0	0	0	2	2	0	0	0	2	2	1	1	0	0	13	
12 Black, Leron	1	3	0	0	0	0	0	1	2	4	2	0	0	0	0	8	
25 Nunn, Kendrick	3	6	2	5	0	0	0	4	4	0	8	0	0	0	0	29	
31 Colbert, Austin	0	3	0	0	0	0	0	1	2	0	0	0	0	0	0	4	
TEAM								3	5								
Totals	23	69	7	30	8	12	16	28	44	20	61	7	7	1	200		

TOTAL FG% 1st Half: 9-36 25.0% 2nd Half: 14-33 42.4% Game: 33.3%
 3-Pt. FG% 1st Half: 3-17 17.6% 2nd Half: 4-13 30.8% Game: 23.3%
 F Throw % 1st Half: 3-6 50.0% 2nd Half: 5-8 63.3% Game: 66.7%

Miami 8-0	tot-fg	3-pt	fg	fga	fga	fta	fta	rebounds	of	de	tot	pf	tp	a	b	s	min
02 Joe Thomas	f	0	1	0	0	2	0	0	0	0	2	0	0	0	0	0	11
23 Tonye Jekiri	c	3	6	0	0	0	0	3	6	9	4	6	2	1	2	0	29
10 Sheldon McClellan	g	5	10	2	4	2	2	1	8	9	2	14	2	0	0	0	37
13 Angel Rodriguez	g	2	9	1	5	4	6	0	6	6	2	9	5	3	0	32	
20 Manu Lecomte	g	4	8	2	5	7	2	1	3	15	1	0	0	0	0	35	
00 Ja'Quan Newton	0	0	0	0	0	0	0	2	2	0	2	0	0	0	0	5	
01 Deandre Burnett	7	16	3	10	2	2	7	8	0	19	0	0	0	0	0	24	
12 James Palmer	2	0	1	0	0	0	0	0	0	0	0	0	0	0	0	9	
22 Omar Sherman	1	6	1	5	2	2	0	1	1	3	5	1	0	1	0	18	
TEAM								3	3	6	1						
Totals	22	58	9	30	17	21	10	34	44	16	70	12	5	3	4	200	

TOTAL FG% 1st Half: 10-26 38.5% 2nd Half: 12-32 37.5% Game: 37.9%
 3-Pt. FG% 1st Half: 5-14 35.7% 2nd Half: 4-16 25.0% Game: 30.0%
 F Throw % 1st Half: 12-12 100% 2nd Half: 9-9 55.6% Game: 81.0%

Officials: Bill Covington Jr., Mike Eades, Sean Hull
 Attendance: 6086

Score by Periods	1st	2nd	Total
Illinois	24	37	61
Miami	37	33	70



BOX SCORES

Providence 76, RV/RV Miami 62 Game 12 12-22-14 Barclays Center, Brooklyn, N.Y.

Miami 9-3		tot-fg		3-pt		rebounds		a		b		s		min				
Player	fg	fga	fga	fta	fta	of	de	tot	pf	tp	a	b	s	min				
22 Omar Sherman	f	3	7	0	3	2	1	2	1	2	0	0	0	19				
23 Tonye Jekiri	c	4	7	0	0	4	3	7	10	2	2	3	0	35				
10 Sheldon McClellan	g	6	15	2	8	3	3	2	4	3	1	2	0	38				
13 Angel Rodriguez	g	6	15	3	7	4	0	2	2	3	1	4	0	38				
20 Manu Lecomte	g	5	0	4	0	0	0	1	0	1	1	1	0	15				
00 Ja'Quan Newton	1	2	0	0	1	0	0	0	3	1	1	0	1	9				
01 Deandre Burnett	1	4	0	2	1	4	2	3	5	1	3	0	1	18				
02 Joe Thomas	1	1	0	0	0	1	1	2	2	1	0	0	10					
05 Davon Reed	0	3	0	3	0	0	2	2	3	0	2	0	1	10				
12 James Palmer	0	0	0	0	0	0	0	0	3	0	2	1	0	8				
TEAM						2	2	4										
Totals		22	59	5	27	13	18	11	20	31	17	62	14	12	1	6	200	
TOTAL FG%	1st Half:	12-33	36.4%	2nd Half:	10-26	38.5%											Game:	37.3%
3-Pt. FG%	1st Half:	1-13	7.7%	2nd Half:	4-14	28.6%											Game:	18.5%
F Throw %	1st Half:	8-8	100%	2nd Half:	5-10	50.0%											Game:	72.2%

Providence 10-3		tot-fg		3-pt		rebounds		a		b		s		min				
Player	fg	fga	fga	fta	fta	of	de	tot	pf	tp	a	b	s	min				
00 BENTIL, Ben	f	2	3	1	1	0	4	4	2	5	2	0	0	24				
23 HENTON, LaDontae	f	10	19	2	5	3	5	3	25	0	2	0	1	39				
33 DESROSIERS, Carson	c	6	0	0	4	6	3	4	7	3	12	2	0	31				
03 DUNN, Kris	g	6	8	0	1	3	3	5	2	15	13	5	0	37				
21 LINDSEY, Jalen	g	1	3	1	3	0	1	1	0	3	0	1	0	15				
13 CHUKWU, Paschal	0	0	0	0	0	2	2	2	0	0	1	0	0	4				
24 CARTWRIGHT, Kyron	1	4	0	2	1	0	0	0	2	3	0	2	0	19				
25 HARRIS, Tyler	5	10	0	0	3	1	2	3	13	1	1	0	1	29				
32 LOMOMBA, Junior	0	0	0	0	0	0	0	0	0	0	0	0	0	3				
TEAM						2	6	8										
Totals		29	53	4	12	14	18	6	29	35	17	76	18	12	5	7	200	
TOTAL FG%	1st Half:	14-27	51.9%	2nd Half:	15-26	57.7%											Game:	54.7%
3-Pt. FG%	1st Half:	1-7	14.3%	2nd Half:	3-5	60.0%											Game:	33.3%
F Throw %	1st Half:	4-6	66.7%	2nd Half:	10-12	83.3%											Game:	77.8%

Officials: Mike Roberts, Clarence Armstrong, Tim Clougherty
 Technical fouls: Miami-None. Providence-None.
 Attendance: 6519

Score by Periods	1st	2nd	Total
Miami	33	29	62
Providence	33	43	76

Points in the paint-UM 28, PC 48. Points off turnovers-UM 13, PC 13.
 2nd chance points-UM 9, PC 9. Fast break points-UM 6, PC 20.
 Bench points-UM 8, PC 16. Score tied 2-times. Lead changed 6-times.
 Last FG-UM 2nd-01:45, PC 2nd-01:01.
 Largest lead-UM by 1 1st-18:44, PC by 17 2nd-04:42.
 UM led for 02:18. PC led for 36:57. Game was tied for 00:45.

Miami 67, College of Charleston 40 Game 13 12-30-14 BankUnited Center

Charleston, 5-8		tot-fg		3-pt		rebounds		a		b		s		min				
Player	fg	fga	fga	fta	fta	of	de	tot	pf	tp	a	b	s	min				
00 Gilmore, Donovan	*	0	0	0	0	0	3	3	1	0	0	0	0	8				
01 Baru, Adjih	*	1	5	0	0	0	2	2	4	0	2	1	0	11				
13 Chealey, Joe	*	3	14	0	4	2	4	3	4	8	3	2	1	33				
22 Stitt, Anthony	*	3	10	1	4	0	0	4	4	7	0	4	0	34				
24 Barry, Canyon	*	0	4	0	1	0	1	6	7	2	0	3	0	35				
05 Pierre, Jr., Glen	2	5	0	0	2	2	1	2	2	6	0	1	0	15				
10 Branin, Pat	0	2	0	2	0	0	0	0	3	0	0	0	0	8				
11 Bailey, Evan	0	0	0	0	0	0	1	1	0	0	0	0	0	9				
12 Johnson, Cameron	3	7	1	2	0	1	2	3	1	7	1	2	0	26				
15 O'Donohue, Terrance	0	2	0	1	0	1	0	1	3	0	0	0	0	7				
33 Wishon, David	4	5	0	0	2	3	2	3	5	10	0	2	1	14				
TEAM						4	6	2										
Totals		16	54	2	14	6	9	11	27	38	25	40	7	143	2	200		
TOTAL FG%	1st Half:	6-27	22.2%	2nd Half:	10-27	37.0%											Game:	29.6%
3-Pt. FG%	1st Half:	0-6	0.0%	2nd Half:	2-8	25.0%											Game:	14.3%
F Throw %	1st Half:	0-0	0.0%	2nd Half:	6-9	66.7%											Game:	66.7%

Miami 10-3		tot-fg		3-pt		rebounds		a		b		s		min				
Player	fg	fga	fga	fta	fta	of	de	tot	pf	tp	a	b	s	min				
02 Joe Thomas	*	0	2	0	0	0	2	2	0	0	0	0	0	12				
10 Sheldon McClellan	*	4	7	1	1	2	3	1	2	1	1	1	0	25				
13 Angel Rodriguez	*	5	9	2	5	3	6	1	4	5	2	15	3	3	0	23		
20 Manu Lecomte	*	2	7	1	3	0	0	3	3	1	5	2	1	22				
23 Tonye Jekiri	*	4	6	0	0	2	0	8	8	4	8	1	2	1	18			
00 Ja'Quan Newton	1	1	0	0	4	0	0	1	6	0	0	0	0	12				
01 Deandre Burnett	1	6	1	5	4	0	4	4	1	7	4	0	0	20				
05 Davon Reed	2	2	0	0	1	2	3	5	1	5	4	0	0	18				
11 Mike Fernandez	0	0	0	0	0	0	0	0	0	0	0	0	0	2				
12 James Palmer	2	5	1	3	0	2	2	0	5	3	0	1	0	25				
22 Omar Sherman	2	5	1	3	0	0	1	2	4	5	1	1	0	21				
35 Chris Stowell	0	1	0	0	0	0	0	0	0	0	0	0	0	2				
TEAM						3	3	6										
Totals		23	51	7	20	14	27	10	29	39	15	67	18	7	2	200		
TOTAL FG%	1st Half:	12-28	42.9%	2nd Half:	11-23	47.8%											Game:	45.1%
3-Pt. FG%	1st Half:	2-11	18.2%	2nd Half:	5-9	55.6%											Game:	35.0%
F Throw %	1st Half:	6-12	50.0%	2nd Half:	8-15	53.3%											Game:	51.9%

Officials: Brian Dorsey, Tim Ebersole, Earl Watson
 Attendance: 4705

Score by Periods	1st	2nd	Total
Charleston	12	28	40
Miami	32	35	67

Points in the paint-COFC 22, UM 30. Points off turnovers-COFC 2, UM 13.
 2nd chance points-COFC 12, UM 11. Fast break points-COFC 0, UM 4.
 Bench points-COFC 23, UM 28. Score tied 0-times. Lead changed 0-times.
 Last FG-COFC 2nd-00:32, UM 2nd-04:33.
 Largest lead-COFC None, UM by 34 2nd-07:43.
 COFC led for 00:00. UM led for 39:35. Game was tied for 00:25.

3/3 Virginia 89, Miami 80 (20T) Game 14 1-3-15 BankUnited Center

UVA 13-0, 1-0		tot-fg		3-pt		rebounds		a		b		s		min				
Player	fg	fga	fga	fta	fta	of	de	tot	pf	tp	a	b	s	min				
10 Tobey, Mike	f	6	9	0	2	2	4	6	2	14	0	0	1	33				
13 Gill, Anthony	f	1	6	0	0	4	2	6	1	6	2	3	0	25				
01 Anderson, Justin	g	4	9	2	5	6	9	0	2	2	16	3	0	46				
15 Brogdon, Malcolm	g	3	8	1	1	1	0	2	2	5	8	1	2	26				
32 Perrantes, London	g	5	11	5	9	1	1	3	26	8	3	1	1	45				
00 Hall, Devon	0	0	0	0	0	0	0	0	1	0	0	0	0	3				
04 Shayok, Marial	3	6	2	4	1	2	5	1	9	3	0	2	2	31				
05 Atkins, Darion	3	8	0	2	3	5	7	12	4	8	1	1	1	31				
11 Nolte, Evan	1	1	0	0	2	0	1	1	4	2	1	0	0	10				
TEAM						1	3	4										
Totals		26	58	10	21	27	39	10	29	33	89	19	6	3	250			
TOTAL FG%	1st Half:	14-27	51.9%	2nd Half:	8-22	36.4%											Game:	44.8%
3-Pt. FG%	1st Half:	5-7	71.4%	2nd Half:	4-9	44.4%											Game:	47.6%
F Throw %	1st Half:	5-7	71.4%	2nd Half:	5-11	45.5%											Game:	69.2%

UM 10-4, 0-1		tot-fg		3-pt		rebounds		a		b		s		min	
Player	fg	fga	fga	fta	fta	of	de	tot	pf	tp	a	b	s	min	
02 Joe Thomas	f	1	1	0	0	0	2	2	3	2	0	0	0	9	
23 Tonye Jekiri	c	4	8	0	0	1	4	12	5	8	3	1	0	39	
10 Sheldon McClellan	g	4	10	2	6	6	2	6	8	3	16	0	5	30	
13 Angel Rodriguez	g	7	22	1	7	10	2								



BOX SCORES

Wake Forest 72, Miami 70 Game 24 2-11-15 Joel Coliseum

Player	fg	fga	ft	fta	of	de	tp	tpa	a	b	s	min
23 Tonye Jekiri	3	4	0	0	0	3	5	6	0	0	0	21
00 Ja'Quan Newton	2	4	1	1	0	0	1	2	3	1	0	15
05 Davon Reed	6	13	2	8	3	4	4	3	17	0	0	36
10 Sheldon McClellan	4	9	1	4	2	6	8	11	5	1	0	36
13 Angel Rodriguez	3	8	1	4	8	10	1	2	3	4	15	26
02 Joe Thomas	0	0	0	0	0	0	0	0	0	0	0	2
12 James Palmer	2	4	0	1	2	2	1	3	1	6	1	14
20 Manu Lecomte	1	2	1	2	0	0	1	1	3	2	2	26
22 Omar Sherman	2	5	1	4	0	0	3	3	2	2	1	20
33 Ivan CruzUceda	1	4	0	2	0	1	2	3	0	0	0	4
TEAM					1	1						
Totals	24	53	7	26	15	20	6	23	29	19	70	148
TOTAL FG%	45.3%	1st Half: 13-27 48.1%	2nd Half: 11-26 42.3%									Game: 45.3%
3-Pt. FG%	26.9%	1st Half: 5-14 35.7%	2nd Half: 2-12 16.7%									Game: 26.9%
F Throw %	75.0%	1st Half: 2-4 50.0%	2nd Half: 13-16 81.3%									Game: 75.0%

Player	fg	fga	ft	fta	of	de	tp	tpa	a	b	s	min
02 Thomas, Devin	1	5	0	0	3	4	1	4	5	3	13	1
33 Rountree, Aaron	1	2	0	0	0	1	1	2	1	2	1	19
44 Mitoglou, Dinos	6	11	6	7	3	5	4	8	3	21	0	30
00 Miller-McIntyre	3	9	1	3	1	2	0	6	8	1	0	29
10 Wilbekin, Mitchell	3	8	2	6	1	2	0	2	9	3	1	31
01 Jones, Madison	0	1	0	0	0	1	3	4	1	0	2	16
11 McClinton, Greg	1	3	0	1	0	1	1	2	0	1	0	15
13 Leonard, Darius	6	9	2	4	2	5	2	7	2	14	0	14
25 Hudson, Cornelius	1	2	1	2	0	0	1	1	3	0	1	14
31 Washington, Andre	0	1	0	0	0	0	0	1	0	0	0	2
TEAM					1	1						
Totals	26	56	12	23	8	15	13	24	37	14	72	184
TOTAL FG%	46.4%	1st Half: 15-28 53.6%	2nd Half: 11-28 39.3%									Game: 46.4%
3-Pt. FG%	52.2%	1st Half: 11-18 61.1%	2nd Half: 1-5 20.0%									Game: 52.2%
F Throw %	53.3%	1st Half: 1-3 33.3%	2nd Half: 7-12 58.3%									Game: 53.3%

Officials: Tim Nestor, Raymond Styons, Brian Dorsey Attendance: 9918
 Score by Periods: 1st 2nd Total
 Miami 33 37 70
 Wake Forest 42 30 72

Points in the paint-UM 34, WF 26. Points off turnovers-UM 17, WF 8.
 2nd chance points-UM 11, WF 11. Fast break points-UM 4, WF 2.
 Bench points-UM 16, WF 19. Score tied 4 times. Lead changed 8 times.
 Last FG-UM 2nd-01:55, WF 2nd-01:31.
 Largest lead-UM by 4 2nd-03:20, WF by 12 1st-14:55.
 UM led for 05:56. WF led for 32:51. Game was tied for 01:13.

Miami 89, Boston College 86 Game 25 2-15-15 Conte Forum

Player	fg	fga	ft	fta	of	de	tp	tpa	a	b	s	min
23 Tonye Jekiri	2	9	0	0	8	10	5	10	15	4	12	0
05 Davon Reed	6	10	3	4	4	6	0	6	6	4	19	3
10 Sheldon McClellan	8	15	4	7	4	4	0	4	24	3	0	48
12 James Palmer	0	4	0	3	2	0	3	3	2	0	1	24
13 Angel Rodriguez	2	6	0	1	2	2	1	0	5	6	3	0
00 Ja'Quan Newton	0	1	0	0	0	0	0	0	0	0	0	2
01 Deandre Burnett	3	5	2	4	5	7	1	2	3	1	13	1
02 Joe Thomas	0	1	0	0	0	0	1	1	0	0	0	5
20 Manu Lecomte	2	5	1	4	5	6	0	2	3	10	1	0
22 Omar Sherman	1	1	1	1	0	0	0	1	3	0	0	4
TEAM					1	2						
Totals	24	57	11	24	30	37	8	29	37	23	89	141
TOTAL FG%	42.1%	1st Half: 9-25 36.0%	2nd Half: 10-20 50.0%									Game: 42.1%
3-Pt. FG%	45.8%	1st Half: 4-10 40.0%	2nd Half: 6-10 60.0%									Game: 45.8%
F Throw %	81.1%	1st Half: 6-8 75.0%	2nd Half: 12-14 85.7%									Game: 81.1%

Player	fg	fga	ft	fta	of	de	tp	tpa	a	b	s	min
22 Brown, Aaron	2	9	0	4	6	8	0	3	4	10	4	1
01 Batten, Dimitri	2	7	0	1	3	4	1	2	3	4	7	3
01 Hanlon, Olivier	3	13	2	5	12	12	1	7	8	2	32	4
24 Clifford, Dennis	3	7	0	0	4	5	0	4	4	4	10	1
33 Heckmann, Patrick	4	7	1	2	4	4	4	8	5	13	6	3
00 Owens, Garland	2	3	0	0	0	1	1	2	4	1	0	0
04 Odi, Eddie	0	0	0	0	0	0	0	0	3	0	0	0
10 Perpiglia, Steve	0	0	0	0	0	0	0	0	0	0	0	1
11 Magarity, Will	4	7	2	5	0	1	0	3	3	2	10	0
13 Cain, Carney, John	0	0	0	0	0	0	0	0	1	0	0	0
23 Dragicevich, Alex	0	0	0	0	0	0	0	0	0	0	0	2
TEAM					3	5						
Totals	30	66	8	24	18	24	12	26	36	27	86	191
TOTAL FG%	45.5%	1st Half: 10-26 38.2%	2nd Half: 12-22 54.5%									Game: 45.5%
3-Pt. FG%	33.3%	1st Half: 5-13 38.5%	2nd Half: 2-7 28.6%									Game: 33.3%
F Throw %	75.0%	1st Half: 5-7 71.4%	2nd Half: 10-13 76.9%									Game: 75.0%

Officials: Louie Andrakakos, John Gaffney, Clarence Armstrong
 Technical fouls: Miami-None. Boston College-None.
 Attendance: 3813
 Score by Periods: 1st 2nd OT OT2 Total
 Miami 28 38 10 13 89
 Boston College 30 36 10 10 86

Points in the paint-UM 24, BC 40. Points off turnovers-UM 9, BC 16.
 2nd chance points-UM 4, BC 8. Fast break points-UM 0, BC 4.
 Bench points-UM 26, BC 14. Score tied 15 times. Lead changed 15 times.
 Last FG-UM OT2-02:27, BC OT2-00:06.
 Largest lead-UM by 6 1st-16:19, BC by 7 2nd-08:27.
 UM led for 16:42. BC led for 21:57. Game was tied for 11:00.

Miami 76, Virginia Tech 52 Game 26 2-18-15 BankUnited Center

Player	fg	fga	ft	fta	of	de	tp	tpa	a	b	s	min
01 Muller, Malik	2	5	0	3	1	1	0	2	2	0	5	1
03 Smith, Adam	5	9	3	5	2	3	0	2	2	1	15	0
10 Bibbs, Justin	3	9	3	6	2	4	0	0	0	1	11	2
13 Hill, Ahmed	2	7	1	2	2	2	0	2	4	6	3	1
24 Henry, Shane	0	2	0	1	2	0	1	1	2	1	0	11
11 Wilson, Devin	3	5	0	1	5	6	1	3	4	2	11	2
21 Pierce, Satchel	0	1	0	0	0	0	1	0	1	2	0	1
22 Beyer, Christian	0	2	0	0	0	0	1	0	1	2	0	1
23 Hudson, Jalen	0	3	0	2	1	2	0	1	1	2	0	1
25 Johnston, Will	1	3	0	2	0	0	0	2	2	1	2	0
TEAM					3	3						
Totals	16	46	7	21	13	20	5	14	19	17	52	101
TOTAL FG%	34.8%	1st Half: 9-24 37.5%	2nd Half: 7-22 31.8%									Game: 34.8%
3-Pt. FG%	33.3%	1st Half: 5-14 35.7%	2nd Half: 2-7 28.6%									Game: 33.3%
F Throw %	65.0%	1st Half: 3-4 75.0%	2nd Half: 10-16 62.5%									Game: 65.0%

Player	fg	fga	ft	fta	of	de	tp	tpa	a	b	s	min
05 Davon Reed	3	7	0	3	3	5	1	2	3	2	9	5
10 Sheldon McClellan	7	10	2	3	5	6	0	3	3	0	21	3
12 James Palmer	3	8	2	5	0	0	0	3	3	1	0	23
13 Angel Rodriguez	3	8	1	5	4	5	1	2	3	4	11	4
23 Tonye Jekiri	6	7	0	0	3	4	7	8	15	1	15	2
00 Ja'Quan Newton	0	0	0	0	0	0	0	0	0	0	0	5
01 Deandre Burnett	0	3	0	2	2	2	1	0	1	2	2	0
02 Joe Thomas	0	0	0	0	0	0	1	1	0	0	0	0
11 Mike Fernandez	0	1	0	1	0	0	0	0	1	0	0	0
20 Manu Lecomte	2	4	2	3	0	2	0	3	3	2	6	0
22 Omar Sherman	2	3	0	0	0	0	1	1	2	4	1	2
33 Ivan CruzUceda	0	0	0	0	0	0	0	1	1	0	0	0
35 Chris Stowell	0	0	0	0	0	0	0	0	0	0	0	0
TEAM					2	3						
Totals	26	51	7	22	17	24	13	27	40	13	76	212
TOTAL FG%	51.0%	1st Half: 11-25 44.0%	2nd Half: 15-26 57.7%									Game: 51.0%
3-Pt. FG%	31.8%	1st Half: 3-11 27.3%	2nd Half: 4-11 36.4%									Game: 31.8%
F Throw %	70.8%	1st Half: 4-5 80.0%	2nd Half: 11-19 58.4%									Game: 70.8%

Officials: Bill Covington, Jr., Raymond E. Styons, Jeffrey Anderson
 Technical fouls: Virginia Tech-TEAM. Miami-TEAM.
 Attendance: 5007
 Score by Periods: 1st 2nd Total
 Virginia Tech 26 26 52
 Miami 29 47 76

Points in the paint-VT 14, UM 34. Points off turnovers-VT 11, UM 12.
 2nd chance points-VT 3, UM 19. Fast break points-VT 6, UM 12.
 Bench points-VT 14, UM 12. Score tied 1 time. Lead changed 3 times.
 Last FG-VT 2nd-03:25, UM 2nd-03:41.
 Largest lead-VT by 6 1st-18:09, UM by 28 2nd-03:41.
 VT led for 10:08. UM led for 28:28. Game was tied for 01:24.

No. 12 Louisville 55, Miami 53 Game 27 2-21-15 KFC Yum! Center

Player	fg	fga	ft	fta	of	de	tp	tpa	a	b	s	min
--------	----	-----	----	-----	----	----	----	-----	---	---	---	-----



BOX SCORES

Miami 67, Pittsburgh 63 Game 30 3-4-15 Petersen Events Center

Miami 19-11, 9-8	tot-fg	3-pt	fg	fga	fgt	fta	rebounds	of	de	tot	pf	tp	a	b	s	min
Player	f	t	a	f	a	f	of	de	tot	pf	tp	a	b	s	min	
33 Ivan CruzUceda	2	4	12	0	0	5	1	2	3	0	0	0	0	0	9	
23 Tonye Jekiri	4	7	0	2	2	7	4	11	3	10	1	2	0	0	37	
05 Davon Reed	7	8	3	2	2	1	2	3	1	19	3	0	2	3	33	
10 Sheldon McClellan	6	16	1	4	7	2	2	4	2	20	4	2	0	1	38	
20 Manu Lecomte	2	3	1	2	2	0	1	1	1	7	1	1	0	0	18	
00 Ja'Quan Newton	2	8	0	0	2	0	3	3	1	4	1	0	0	0	33	
01 Deandre Burnett	0	5	0	1	2	2	2	2	1	2	0	0	1	1	18	
02 Joe Thomas	0	0	0	0	0	0	0	0	0	0	0	0	0	0	3	
12 James Palmer	0	2	0	1	0	0	0	0	2	0	1	0	0	0	6	
22 Omar Sherman	0	1	0	0	0	0	0	0	1	0	0	0	0	0	5	
TEAM							2	4	6				1			
Totals	23	54	6	12	15	18	13	20	33	12	67	10	7	1	4	200

TOTAL FG%	1st Half: 12-31 38.7%	2nd Half: 11-23 47.8%	Game: 42.6%
3-Pt. FG%	1st Half: 3-9 33.3%	2nd Half: 3-3 100%	Game: 50.0%
F Throw %	1st Half: 3-2 66.7%	2nd Half: 13-15 86.7%	Game: 83.3%

PITT 19-12, 8-9	tot-fg	3-pt	fg	fga	fgt	fta	rebounds	of	de	tot	pf	tp	a	b	s	min
Player	f	t	a	f	a	f	of	de	tot	pf	tp	a	b	s	min	
01 Jamal Artis	5	14	2	9	2	3	3	6	1	14	1	3	1	0	36	
02 Michael Young	9	13	0	0	4	4	3	7	2	22	4	2	0	0	35	
11 Derrick Randall	0	1	0	0	0	0	0	0	1	0	0	0	0	0	2	
00 James Robinson	2	5	1	3	0	0	3	3	4	5	6	1	1	0	36	
03 Cameron Wright	5	8	0	1	2	0	3	3	4	11	5	1	1	1	31	
12 Chris Jones	0	3	0	2	0	1	1	2	3	0	0	0	0	1	19	
13 Josh Newkirk	0	3	0	2	0	0	3	3	0	0	1	0	0	0	9	
15 A Phillips-Nwankwo	0	0	0	0	0	1	1	2	0	0	0	0	0	0	6	
21 Sheldon Jeter	4	7	3	5	0	1	1	2	1	11	2	0	1	1	26	
TEAM							2	2								
Totals	25	54	6	21	7	8	10	20	30	16	63	18	8	5	2	200

TOTAL FG%	1st Half: 13-25 52.0%	2nd Half: 12-29 41.4%	Game: 46.3%
3-Pt. FG%	1st Half: 4-10 40.0%	2nd Half: 2-11 18.2%	Game: 28.6%
F Throw %	1st Half: 3-4 75.0%	2nd Half: 4-4 100%	Game: 87.5%

Officials: Mike Eades(R), Sean Hull, Lamar Simpson
 Technical fouls: Miami-None. PITT-None. Attendance: 10549
Score by Periods
 Miami 29 38 67
 PITT 33 30 63

Points in the paint-UM 26,UP 22. Points off turnovers-UM 9,UP 4.
 2nd chance points-UM 10,UP 9. Fast break points-UM 4,UP 7.
 Bench points-UM 6,UP 11. Score tied-4 times. Lead changed-6 times.
 Last FG-UM 2nd-01:20, UP 2nd-00:09.
 Largest lead-UM by 7 1st-17:07, UP by 6 1st-05:59.
 UM led for 13:11. UP led for 20:24. Game was tied for 06:25.

Miami 82, Virginia Tech 61 Game 31 3-7-15 Cassell Coliseum

Miami 20-11, 10-8	tot-fg	3-pt	fg	fga	fgt	fta	rebounds	of	de	tot	pf	tp	a	b	s	min
Player	f	t	a	f	a	f	of	de	tot	pf	tp	a	b	s	min	
23 Tonye Jekiri	1	4	0	0	2	2	1	2	3	0	4	1	2	0	1	16
05 Davon Reed	1	3	1	1	1	2	1	4	5	3	4	2	1	2	2	30
10 Sheldon McClellan	2	8	0	4	2	2	1	3	4	1	6	5	1	1	2	35
12 James Palmer	5	10	5	2	2	3	1	4	2	17	1	1	0	0	27	
20 Manu Lecomte	6	8	5	6	3	4	0	1	1	4	20	0	0	0	24	
00 Ja'Quan Newton	2	6	0	1	4	4	0	4	4	1	8	3	1	0	22	
01 Deandre Burnett	1	5	0	3	0	0	1	2	3	2	3	0	0	0	20	
11 Mike Fernandez	0	0	0	0	0	0	0	0	0	0	0	0	0	0	1	
22 Omar Sherman	1	1	1	1	0	0	0	0	0	3	0	0	0	0	2	
33 Ivan CruzUceda	7	11	3	4	1	2	3	5	3	18	0	1	0	1	22	
35 Chris Stowell	0	0	0	0	0	0	0	0	0	0	0	0	0	0	1	
TEAM							2	2								
Totals	26	56	15	25	15	17	11	20	31	16	82	15	7	3	6	200

TOTAL FG%	1st Half: 17-30 56.7%	2nd Half: 9-26 34.6%	Game: 46.4%
3-Pt. FG%	1st Half: 10-16 62.5%	2nd Half: 5-9 55.6%	Game: 60.0%
F Throw %	1st Half: 2-2 100%	2nd Half: 13-15 86.7%	Game: 88.2%

VT 10-21, 2-16	tot-fg	3-pt	fg	fga	fgt	fta	rebounds	of	de	tot	pf	tp	a	b	s	min
Player	f	t	a	f	a	f	of	de	tot	pf	tp	a	b	s	min	
22 Beyer,Christian	1	1	0	0	0	0	1	1	3	2	0	1	0	0	10	
03 Smith,Adam	1	6	0	2	1	3	0	0	1	3	0	0	0	0	18	
11 Wilson,Devin	0	1	0	0	0	0	1	1	0	0	2	1	0	0	20	
13 Hill,Ahmed	6	11	0	1	5	1	3	4	1	17	1	1	0	0	35	
25 Johnston,Will	1	3	1	3	0	0	4	4	0	3	0	0	0	0	18	
00 Shane Henry	0	0	0	0	0	0	1	1	0	0	0	0	0	0	6	
01 Muller,Malik	1	2	1	2	0	0	2	2	1	3	2	1	0	0	13	
10 Bibbs,Justin	4	10	2	4	1	2	1	1	3	11	1	0	0	0	31	
21 Pierce,Satchel	5	8	0	0	3	4	3	7	4	13	0	3	2	0	23	
23 Hudson,Jalen	3	6	2	3	1	3	0	1	1	9	4	4	0	0	26	
TEAM							3	2	5							
Totals	22	48	6	15	11	17	8	19	27	15	61	10	12	2	0	200

TOTAL FG%	1st Half: 7-20 35.0%	2nd Half: 15-28 53.6%	Game: 45.8%
3-Pt. FG%	1st Half: 1-5 20.0%	2nd Half: 5-10 50.0%	Game: 60.0%
F Throw %	1st Half: 3-7 42.9%	2nd Half: 8-10 80.0%	Game: 64.7%

Officials: Jerry Heater, Dwayne Gladden, Sean Casady
 Technical fouls: Miami-None. Virginia Tech-None. Attendance: 5421
Score by Periods
 Miami 46 36 82
 Virginia Tech 18 43 61

Points in the paint-UM 18,VT 26. Points off turnovers-UM 19,VT 6.
 2nd chance points-UM 15,VT 6. Fast break points-UM 2,VT 2.
 Bench points-UM 31,VT 36. Score tied-0 times. Lead changed-2 times.
 Last FG-UM 2nd-00:45, VT 2nd-00:14.
 Largest lead-UM by 30 2nd-12:28, VT by 1 1st-18:09.
 UM led for 39:08. VT led for 00:26. Game was tied for 00:26.

Miami 59, Virginia Tech 49 Game 32 3-11-15 Greensboro Coliseum

Virginia Tech 11-22	tot-fg	3-pt	fg	fga	fgt	fta	rebounds	of	de	tot	pf	tp	a	b	s	min
Player	f	t	a	f	a	f	of	de	tot	pf	tp	a	b	s	min	
21 Pierce,Satchel	1	1	0	0	0	0	0	0	2	2	0	4	1	0	13	
01 Muller,Malik	3	3	0	2	0	0	3	3	2	2	0	1	0	1	18	
10 Bibbs,Justin	2	13	0	4	0	0	1	2	4	2	2	0	0	0	38	
11 Wilson,Devin	3	3	0	0	1	1	2	3	7	4	1	0	0	0	36	
13 Hill,Ahmed	4	10	1	2	1	3	0	6	4	10	2	0	0	1	23	
00 Henry,Shane	0	0	0	0	0	0	1	2	0	0	1	0	0	0	8	
03 Smith,Adam	4	11	2	6	0	0	3	3	1	10	0	0	0	0	24	
22 Beyer,Christian	4	4	0	0	1	2	0	5	0	9	0	0	0	0	18	
23 Hudson,Jalen	2	7	0	1	2	1	2	2	5	0	0	0	0	0	21	
25 Johnston,Will	0	0	0	0	0	0	0	0	0	0	0	0	0	0	1	
TEAM							1	1								
Totals	21	52	3	15	4	8	4	22	26	18	49	8	9	1	2	200

TOTAL FG%	1st Half: 9-23 39.1%	2nd Half: 12-29 41.4%	Game: 40.4%
3-Pt. FG%	1st Half: 1-7 14.3%	2nd Half: 2-8 25.0%	Game: 20.0%
F Throw %	1st Half: 0-0 0.0%	2nd Half: 4-8 50.0%	Game: 50.0%

Miami 21-11	tot-fg	3-pt	fg	fga	fgt	fta	rebounds	of	de	tot	pf	tp	a	b	s	min
Player	f	t	a	f	a	f	of	de	tot	pf	tp	a	b	s	min	
23 Tonye Jekiri	4	8	0	0	1	2	1	7	8	4	9	1	0	1	0	24
05 Davon Reed	4	8	2	2	0	0	1	3	4	1	10	1	2	1	36	
10 Sheldon McClellan	5	9	2	4	6	0	6	6	2	16	0	0	1	0	40	
12 James Palmer	1	1	0	0	0	0	3	3	2	1	3	0	1	0	16	
20 Manu																



BOX SCORES

Miami 63, Richmond 61 3-24-15 Robins Center Game 36

Miami 24-12 Player	tot-fg 3-pt			rebounds			a	t	b	s	min						
	fg	fga	fga	ft	fta	fta						of	de	tot	pf	tp	
33 Ivan CruzUceda	f	0	3	0	2	0	0	3	3	0	0	0	0	0	14		
23 Tonye Jekiri	c	3	10	0	2	2	6	4	10	4	8	1	1	0	35		
05 Davon Reed	g	1	6	0	3	8	11	1	11	12	2	10	2	1	00	34	
10 Sheldon McClellan	g	6	13	2	6	2	2	1	5	6	3	16	0	1	00	34	
20 Manu Lecomte	g	1	4	0	0	2	2	0	0	0	5	4	0	0	00	18	
00 Ja'Quan Newton	g	4	10	0	3	4	2	3	5	3	11	2	2	0	00	26	
01 Deandre Burnett	g	1	8	0	4	3	4	1	1	2	0	5	0	1	02	15	
02 Joe Thomas	g	3	4	0	1	1	5	1	6	0	7	0	0	0	00	11	
12 James Palmer	g	0	2	0	0	2	2	0	1	1	0	2	0	0	00	9	
22 Omar Sherman	g	0	1	0	1	0	0	0	0	0	0	0	0	0	00	4	
TEAM								1	1	2							
Totals		19	61	2	16	23	28	17	30	47	17	63	5	7	0	4	200

TOTAL FG% 1st Half: 9-30 30.0% 2nd Half: 10-31 32.3% Game: 31.1%
3-Pt. FG% 1st Half: 0-8 0.0% 2nd Half: 2-8 25.0% Game: 12.5%
F Throw % 1st Half: 0-0 0.0% 2nd Half: 23-28 82.1% Game: 82.1%

Richmond 21-14 Player	tot-fg 3-pt			rebounds			a	t	b	s	min						
	fg	fga	fga	ft	fta	fta						of	de	tot	pf	tp	
10 CLINE, TJ	f	7	15	3	9	0	2	0	2	2	2	17	0	2	00	24	
11 TAYLOR, Deion	f	0	1	0	1	0	2	0	5	5	4	0	1	0	0	1	26
15 ALLEN, Terry	f	7	12	0	2	4	4	2	9	11	1	18	0	0	1	1	31
00 ANTHONY, Kendall	g	3	12	1	3	4	4	0	2	2	3	11	4	1	0	0	36
05 DAVIS, Trey	g	0	0	0	0	0	0	3	3	4	0	2	1	0	0	0	33
01 JONES, Josh	g	1	2	1	1	0	0	1	0	1	1	3	0	1	0	1	10
03 JONES, ShawnDre'	g	1	8	0	4	6	9	0	1	1	2	8	3	1	0	0	24
33 NELSON-ODODA	g	2	4	0	1	0	0	1	5	6	3	4	2	0	3	0	16
TEAM								1	1	1							
Totals		21	54	5	21	14	21	5	27	32	20	61	12	7	4	3	200

TOTAL FG% 1st Half: 12-28 42.9% 2nd Half: 9-26 34.6% Game: 38.9%
3-Pt. FG% 1st Half: 3-11 27.3% 2nd Half: 2-10 20.0% Game: 23.8%
F Throw % 1st Half: 3-4 75.0% 2nd Half: 11-17 64.7% Game: 66.7%

Officials: Brent Hampton, Tony Henderson, Terry Moore
Technical fouls: Miami-None, Richmond-None.
Attendance: 6126

Score by Periods	1st	2nd	Total
Miami	18	45	63
Richmond	30	31	61

Points in the paint-UM 28,UR 24. Points off turnovers-UM 9,UR 8.
2nd chance points-UM 18,UR 4. Fast break points-UM 0,UR 4.
Bench points-UM 25,UR 15. Score tied-1 time. Lead changed-1 time.
Last FG-UM 2nd-01:01, UR 2nd-00:07.
Largest lead-UM by 6 2nd-00:26, UR by 18 2nd-16:51.
UM led for 01:01. UR led for 37:23. Game was tied for 01:30.

Miami 60, Temple 57 3-31-15 Madison Square Garden Game 37

Miami 25-12 Player	tot-fg 3-pt			rebounds			a	t	b	s	min						
	fg	fga	fga	ft	fta	fta						of	de	tot	pf	tp	
33 Ivan CruzUceda	f	2	7	2	6	0	0	2	2	4	3	6	0	0	0	0	27
23 Tonye Jekiri	c	2	3	0	0	0	0	1	1	2	0	4	0	0	0	0	6
05 Davon Reed	g	3	8	0	3	0	0	0	7	7	2	6	4	2	3	1	37
10 Sheldon McClellan	g	5	12	2	4	4	4	2	9	11	1	16	1	2	1	0	34
20 Manu Lecomte	g	0	1	0	0	1	2	0	2	2	2	1	1	1	0	0	12
00 Ja'Quan Newton	g	3	7	0	0	3	4	0	4	4	1	9	2	3	1	0	25
01 Deandre Burnett	g	3	8	2	4	0	1	0	1	1	2	8	3	1	0	1	19
02 Joe Thomas	g	0	1	0	0	0	0	0	0	0	0	0	0	0	1	0	4
12 James Palmer	g	2	5	0	2	0	0	1	3	4	2	4	0	2	1	0	19
22 Omar Sherman	g	3	7	0	2	0	0	1	2	3	3	6	0	0	1	0	17
TEAM								4	3	7							
Totals		23	59	6	21	8	11	11	34	45	16	60	11	11	8	2	200

TOTAL FG% 1st Half: 10-30 33.3% 2nd Half: 13-29 44.8% Game: 39.0%
3-Pt. FG% 1st Half: 2-10 20.0% 2nd Half: 4-11 36.4% Game: 28.6%
F Throw % 1st Half: 3-4 75.0% 2nd Half: 5-7 71.4% Game: 72.7%

Temple Player	tot-fg 3-pt			rebounds			a	t	b	s	min						
	fg	fga	fga	ft	fta	fta						of	de	tot	pf	tp	
15 BOND, JAYLEN	f	2	7	0	1	1	2	3	2	5	1	5	1	1	0	0	21
25 DECOSE, QUENTON	f	4	10	1	3	0	3	1	2	3	1	9	2	3	0	0	31
23 WATSON, DEVONTAE	c	1	1	0	0	0	0	1	1	1	2	0	0	0	1	0	9
02 CUMMINGS, WILL	g	3	15	0	3	5	6	1	3	4	3	11	3	0	0	0	35
03 MORGAN, JESSE	g	3	10	1	5	0	0	2	5	7	0	7	1	0	0	4	32
00 ENECHIONYIA, OBI	g	5	9	0	2	7	7	0	8	8	2	17	0	0	5	0	27
01 BROWN, JOSH	g	1	7	0	2	4	4	2	2	4	4	6	1	1	1	1	22
04 DINGLE, DANIEL	g	0	3	0	2	0	0	0	0	0	2	0	0	0	0	0	11
34 COLEMAN, DEVIN	g	0	1	0	1	0	0	0	0	0	1	0	1	0	0	0	12
TEAM								4	5	9							
Totals		19	63	2	19	17	22	13	28	41	15	57	9	6	7	5	200

TOTAL FG% 1st Half: 10-23 43.5% 2nd Half: 9-40 22.5% Game: 30.2%
3-Pt. FG% 1st Half: 2-4 50.0% 2nd Half: 0-15 0.0% Game: 10.5%
F Throw % 1st Half: 8-11 72.7% 2nd Half: 9-11 81.8% Game: 77.3%

Officials: Ed Corbett, John Gaffney, Lamar Simpson
Technical fouls: Miami-None, Temple-None.
Attendance:

Score by Periods	1st	2nd	Total
Miami	25	35	60
Temple	30	27	57

Points in the paint-UM 28,UT 24. Points off turnovers-UM 4,UT 13.
2nd chance points-UM 6,UT 13. Fast break points-UM 8,UT 9.
Bench points-UM 27,UT 23. Score tied-3 times. Lead changed-5 times.
Last FG-UM 2nd-00:35, UT 2nd-00:44.
Largest lead-UM by 7 2nd-03:42, UT by 11 1st-04:46.
UM led for 09:35. UT led for 27:39. Game was tied for 02:19.

Stanford 66, Miami 64 (OT) 4/2/15 Madison Square Garden Game 38

Stanford Player	tot-fg 3-pt			rebounds			a	t	b	s	min						
	fg	fga	fga	ft	fta	fta						of	de	tot	pf	tp	
21 BROWN, ANTHONY	f	3	11	2	5	1	2	1	11	12	3	9	0	1	0	1	40
25 ALLEN, ROSCO	f	0	7	0	5	2	2	0	0	0	3	2	1	1	1	0	26
04 NASTIC, STEFAN	c	5	13	0	1	3	1	3	4	5	11	0	2	3	1	27	
05 RANDLE, CHASSON	g	8	16	3	8	6	7	0	2	2	0	25	3	0	0	2	45
15 ALLEN, MARCUS	g	4	9	0	3	1	2	3	7	10	2	9	1	2	1	1	41
01 SANDERS, CHRISTIAN	g	0	0	0	0	1	2	0	0	0	0	0	1	2	0	0	7
02 CARTWRIGHT, ROBERT	g	0	0	0	0	0	0	0	0	0	0	0	0	0	0	0	2
10 HUMPHREY, MICHAEL	g	1	2	0	0	0	0	1	0	1	3	2	0	1	0	0	12
22 TRAVIS, REID	g	3	8	0	0	1	1	4	3	7	3	7	1	3	0	1	25
TEAM								6	3	9							
Totals		24	66	5	21	13	19	16	29	45	19	66	11	5	6	2	25

TOTAL FG% 1st Half: 14-32 43.8% 2nd Half: 10-29 34.5% Game: 36.4%
3-Pt. FG% 1st Half: 4-9 44.4% 2nd Half: 1-10 10.0% Game: 23.8%
F Throw % 1st Half: 0-1 0.0% 2nd Half: 6-10 60.0% Game: 68.4%

Miami 25-12 Player	tot-fg 3-pt			rebounds			a	t	b	s	min						
	fg	fga	fga	ft	fta	fta						of	de	tot	pf	tp	
22 Omar Sherman	f	3	6	0	2	2	3	1	4	5	4	8	0	0	3	0	34
33 Ivan CruzUceda	f	1	6	1	3	0	0	5	5	0	3	1	0	2	1	0	31
00 Ja'Quan Newton	g	4	12	2	2	0	0	1	4	5	1	10	2	2	1	0	31
05 Davon Reed	g	4	8	1	3	7	10	1	4	5	4	16	4	3	2	2	40-
10 Sheldon McClellan	g	5	16	1	5	6	7	0	4	4	2	17	2	1	0	1	38
01 Deandre Burnett	g	1	6	0	1	0	0	1	1	2	2	1	2	0	0	0	17
02 Joe Thomas	g	1	1	0	0	0	0	2	2	4	5	2	1	1	0	1	16
12 James Palmer	g	2	2	1	1	1	2	0	1	1	0	6	0	1	0	1	13
20 Manu Lecomte	g	0	1	0	0	0	0	1	0	1	0	0	0	1	0	0	5
TEAM								5	3	8							
Totals		21	58	6	17	16	22	11	28	39	18	64	11	11	8	6	225

TOTAL FG% 1st Half: 8-27 29.6% 2nd Half: 11-25 44.0% Game: 36.2%
3-Pt. FG% 1st Half: 2-8 25.0% 2nd Half: 4-6 66.7% Game: 35.3%
F Throw % 1st Half: 3-6 50.0% 2nd Half: 12-14 85.7% Game: 72.7%

Officials: Mike Roberts, Doug Shows, Jamie Luckie
Technical fouls: Stanford-None, Miami-None.
Attendance: 6600

Score by Periods	1st	2nd	OT	Total
Stanford	32	27	7	66
Miami	21	38	5	64

Points in the paint-STAN 34,UM 26. Points off turnovers-STAN 8,UM 9.
2nd chance points-STAN 8,UM 9. Fast break points-STAN 0,UM 9.
Bench points-STAN 10,UM 10. Score tied-8 times. Lead changed-5 times.
Last FG-STAN 2nd-00:34, UM OT-01:03.
Largest lead-STAN by 13 2nd-19:13, UM by 3 OT-01:03.
STAN led for 36:42. UM led for 03:08. Game was tied for 05:08.



HISTORY

Year-by-Year Coaching Records	62
Miami Men's Basketball History	63-72
NCAA Championship History	73
NIT History	74
ACC Tournament History	75
Postseason NCAA Teams	76-78
Postseason NIT Teams	79-82
Miami in the Polls	83
Miami vs. Ranked Opponents	84-85
1,000 Points Club	86-87
Hurricane Lettermen	88-89
All-Americans NBA & ABA Drafts	90
UM, Regional and National Honor Roll	91
Conference Honor Roll	92



YEAR-BY-YEAR COACHING RECORDS

Season	Coach	Overall	Pct.	Pts UM	Scored Opp	Conf.	Conf W-L	Conf. Finish / Seed	Conf. Tourney Record	Postseason Record
1926-27 *	Art Webb	7-1	.875	348	170					
1927-28	Art Webb	8-4	.667	406	310					
1928-29	Tom McCann	13-6	.684	670	419					
1929-30	No team									
1930-31	Art Webb	3-7	.300	252	331					
1931-32 #	Tom McCann	17-1	.944	816	456					
1932-38	No team									
1938-39	Hart Morris	4-6	.400	372	422					
1939-40	Hart Morris	8-12	.400	716	824					
1940-41	Hart Morris	10-6	.625	707	654					
1941-42	Hart Morris	9-7	.563	628	570					
1942-45	Results Unavailable									
1945-46	W.H. Steers	8-5	.615	560	568					
1946-47	Hart Morris	20-7	.769	1,400	1,192					
1947-48	Hart Morris	11-7	.611	997	902					
1948-49	Hart Morris	19-8	.704	1,633	1,515					
1949-50	Hart Morris	14-9	.609	1,446	1,393					
1950-51	Hart Morris	10-12	.455	1,487	1,520					
1951-52	Hart Morris	14-8	.636	1,687	1,438					
1952-53	Dave Wike	9-12	.429	1,503	1,502					
1953-54	Dave Wike	5-10	.333	1,015	1,161					
1954-55	Bruce Hale	9-11	.450	1,555	1,544					
1955-56	Bruce Hale	14-12	.539	2,170	2,115					
1956-57	Bruce Hale	13-13	.500	2,029	2,167					
1957-58	Bruce Hale	14-8	.636	1,741	1,641					
1958-59	Bruce Hale	18-7	.720	2,190	2,029					
1959-60	Bruce Hale	23-4	.852	2,427	2,192				NCAA	0-1
1960-61	Bruce Hale	20-7	.741	2,230	2,036				NIT	0-1
1961-62	Bruce Hale	14-12	.539	2,069	2,045					
1962-63	Bruce Hale	23-5	.821	2,509	2,201				NIT	1-1
1963-64	Bruce Hale	20-7	.741	2,575	2,352				NIT	0-1
1964-65	Bruce Hale	22-4	.846	2,558	2,190					
1965-66	Bruce Hale	15-11	.577	2,271	2,208					
1966-67	Bruce Hale	15-11	.577	2,126	2,091					
1967-68	Ron Godfrey	17-11	.607	2,368	2,419					
1968-69	Ron Godfrey	14-10	.583	1,985	2,048					
1969-70	Ron Godfrey	9-17	.346	2,293	2,521					
1970-71	Ron Godfrey	7-19	.269	2,143	2,373					
1971-85	No team									
1985-86	Bill Foster	14-14	.500	2,006	2,131					
1986-87	Bill Foster	15-16	.491	2,332	2,335					
1987-88	Bill Foster	17-14	.548	2,453	2,400					
1988-89	Bill Foster	19-12	.613	2,809	2,778					
1989-90	Bill Foster	13-15	.464	2,014	2,132					
1990-91	Leonard Hamilton	9-19	.321	2,027	2,078					
1991-92	Leonard Hamilton	8-24	.250	1,941	2,160	BIG EAST	1-17	10 / 10	1-1	
1992-93	Leonard Hamilton	10-17	.370	1,929	2,004	BIG EAST	7-11	9 / 9	0-1	
1993-94	Leonard Hamilton	7-20	.259	1,690	1,909	BIG EAST	0-18	10 / 10	0-1	
1994-95	Leonard Hamilton	15-13	.536	1,831	1,888	BIG EAST	9-9	5 / 5	0-1	NIT 0-1
1995-96	Leonard Hamilton	15-13	.536	1,883	1,873	BIG EAST	8-10	7 / 7	1-1	
1996-97	Leonard Hamilton	16-13	.552	1,887	1,821	BIG EAST	9-9	t7 / 7	1-1	NIT 0-1
1997-98	Leonard Hamilton	18-10	.642	1,962	1,836	BIG EAST	11-7	t4 / 4	0-1	NCAA 0-1
1998-99	Leonard Hamilton	23-7	.767	2,178	1,950	BIG EAST	15-3	2 / 2	1-1	NCAA 1-1
1999-00	Leonard Hamilton	23-11	.676	2,346	2,127	BIG EAST	13-3	t1 / 2	1-1	NCAA 2-1
2000-01	Perry Clark	16-13	.552	2,039	1,963	BIG EAST	8-8	t6 / East 4	0-1	NIT 0-1
2001-02	Perry Clark	24-8	.750	2,395	2,156	BIG EAST	10-6	t3 / East 2	1-1	NCAA 0-1
2002-03	Perry Clark	11-17	.393	1,956	1,924	BIG EAST	4-12	t12 / East 6	0-1	
2003-04	Perry Clark	14-16	.467	2,148	2,067	BIG EAST	4-12	13	dnp	
2004-05	Frank Haith	16-13	.551	2,071	2,020	ACC	7-9	t6 / 6	0-1	NIT 0-1
2005-06	Frank Haith	18-16	.529	2,308	2,213	ACC	7-9	t7 / 8	1-1	NIT 2-1
2006-07	Frank Haith	12-20	.375	2,279	2,332	ACC	4-12	12 / 12	1-1	
2007-08	Frank Haith	23-11	.676	2,542	2,309	ACC	8-8	t5 / 5	1-1	NCAA 1-1
2008-09	Frank Haith	19-13	.594	2,325	2,123	ACC	7-9	t7 / 9	0-1	NIT 1-1
2009-10	Frank Haith	20-13	.606	2,390	2,136	ACC	4-12	12 / 12	2-1	
2010-11	Frank Haith	21-15	.583	2,579	2,433	ACC	6-10	9 / 9	1-1	NIT 2-1
2011-12	Jim Larranaga	20-13	.606	2,332	2,181	ACC	9-7	t4 / 6	1-1	NIT 1-1
2012-13	Jim Larranaga	29-7	.806	2,509	2,181	ACC	15-3	1 / 1	3-0	NCAA 2-1
2013-14	Jim Larranaga	17-16	.515	2,209	1,964	ACC	7-11	10 / 10	1-1	
2014-15	Jim Larranaga	25-13	.658	2,592	2,404	ACC	10-8	6 / 6	1-1	NIT 4-1
Totals	65 years	963-719	.573	122,192	115,347					NIT 11-12 / NCAA 6-7

YEAR-BY-YEAR COACH, SEASONS

Coach, Seasons	Years	Won	Lost	Pct.
Art Webb, 3 seasons	1926-28, 1930-31	18	12	.600
Tom McCann, 2 seasons	1928-29, 1931-32	30	7	.811
Hart Morris, 10 seasons	1938-42, 1946-52	119	82	.592
W.H. Steers, 1 season	1945-46	8	5	.615
Dave Wike, 2 seasons	1952-54	14	22	.389
Bruce Hale, 13 seasons	1954-67	220	112	.663
Ron Godfrey, 4 seasons	1967-71	47	57	.452
Bill Foster, 5 seasons	1985-90	78	71	.523
Leonard Hamilton, 10 seasons	1990-00	144	147	.495
Perry Clark, 4 seasons	2000-04	65	54	.546
Frank Haith, 7 seasons	2004-11	129	101	.561
Jim Larranaga, 4 seasons	2011-present	91	49	.650
Totals, 65 Seasons	1926-present	963	719	.573



MIAMI MEN'S BASKETBALL HISTORY

It lay silent for 14 years. Collecting dust and going unnoticed, the Miami basketball program was the "Rip van Winkle" of college basketball from 1971 to 1985. But Hurricane basketball returned, and in a big way.

Since 1985, the Miami program has undergone such dramatic and frequent changes, it seemed that the Hurricanes were continually entering "a new era." First came the "Era of Miami Basketball," itself.

Then came the "Bill Foster Era," followed by the "Tito Horford Era," "The Leonard Hamilton Era," "The BIG EAST Era," "The Frank Haith/ACC Era" and now "The Jim Larrañaga Era."

With the acceptance into the Atlantic Coast Conference in 2004, the University of Miami entered the ranks of the most competitive and successful basketball conference in the nation.

The road to conference affiliation in the ACC was not an easy one for those who thirsted for basketball in this continually prospering part of the country. Moreover, the previous path traveled by Miami basketball players, coaches and fans was dotted by flashes of brilliance, color and sometimes disappointment.

Here is a capsule summary of the 87 years of Miami basketball that has played a part in the history of the athletic program at the University and its neighboring community.

The 1920s: Miami's First Time

- The Hurricanes fielded a freshman team in 1926-27, finishing 7-1 under head coach Art Webb.
- In 1927-28, the first official varsity basketball team at the University of Miami posted an 8-4 mark, knocking off Rollins, 51-15, in the opener.

The 1930s: A Missing Link

- Miami records list no official results from 1932 through 1938. During that period of time, representatives from the school played local AAU and church-sponsored teams under coach Tom McCann.
- The Hurricanes returned to intercollegiate competition in the 1938-39 season, posting a 4-6 record under head coach Hart Morris.

The 1940s: World War II Stops Play

- Like many other institutions across the nation, Miami dropped intercollegiate basketball during the war years of 1942-1945.
- Morris returned as head coach along with the program in 1946 and was the UM mentor until 1952 when Dave Wike took over for a two-year stint as the UM coach.

The 1950s: UM's Glory Years

- In 1954, the University named Bruce Hale as its head basketball coach. The retired Air Force captain and former professional basketball star held the UM head coaching post for 13 seasons, leading the Hurricane program through its glory years of intercollegiate basketball. Before the end of Hale's tenure in 1967, the Hurricanes won 220 games and lost 112 for a .663 winning percentage. Hale's first Miami team turned in a 9-11 record, but there were no other losing campaigns in

the next 12 years. The streak of non-losing seasons extended through the 1968-69 season — marking 14 consecutive campaigns of .500 basketball or better for UM.

- Hale's 1959-60 club was the first UM men's basketball team to advance to the NCAA Tournament and finish the season ranked in the Associated Press Top 10. That 1959-60 edition ran its record to 23-3 before bowing out to Western Kentucky, 107-84, in the first round of the tournament.
- During that historic '59-60 NCAA Tournament year, junior guard Dick Hickox became the first UM basketball player to earn All-America recognition. Hickox averaged 22.1 points per game during that season en route to becoming a second-team AP and UPI All-American.

The 1960s: Rick Barry's All-American Years

- The Dick Hickox-led Hurricanes of 1960-61 returned to postseason play — falling in the first round of the NIT to St. Louis, 58-56. The 1960-61 squad compiled a 20-7 record.
- In 1962-63, Miami advanced to the second round of the NIT before falling to Providence, 106-96. An opening round NIT victory over St. Francis (N.Y.), 71-70, marked the first Miami victory in postseason play.
- From 1962 through 1965, Miami recorded three-consecutive 20-win seasons, rolling up a composite record of 65-16. The star of these Hurricane glory teams was a brilliant scorer named Rick Barry.
- In 1964-65, Barry became the Hurricanes' only consensus All-America selection. The 6-7, 200-pound native of Roselle Park, N.J., led the nation in scoring with a 37.4 average in his senior season. He went on to become the only player in basketball history to win single-season scoring titles in the NCAA, ABA and NBA. He was inducted into the Basketball Hall of Fame in Springfield, Mass., in 1986.
- The 1964-65 Miami squad, led by Barry's scoring brilliance, established a new NCAA scoring record by averaging 98.4 points per game. The Canes, however, were not allowed to participate in the NCAA Tournament that year — after posting a 22-4 record — because of recruiting violations.
- Bruce Hale resigned after 1966-67 and assistant Ron Godfrey assumed the head coaching responsibilities.

The 1970s: First Era Ends

- Don Curnutt closed out his Miami basketball career in 1970 as the Hurricanes' third player to receive All-America recognition.
- February 27, 1971 — The last victory by a University of Miami men's basketball team for 14 years came in the second-to-last game of the season, a 100-94 triumph against Florida State at home in the Dinner Key Auditorium. The Canes shot a season-high 62.5 percent from the floor and all five Miami starters scored in double figures.
- March 1, 1971 — After posting a four-year record of 47-56 at Miami, Ron Godfrey announced his resignation from his post as head basketball coach, effective following UM's final game of the season against nationally-ranked Jacksonville.
- March 2, 1971 — The last game played by a University of Miami men's team until 1985 took place at the Dinner Key Auditorium where one of the largest UM home crowds in years turned out to see the Hurricanes host nationally-ranked Jacksonville. The Dolphins handed Miami a 94-75 loss that remained as UM's last contest for the next 14 years.

1983: UM Commits To Rebuild

- July 15, 1983 — Sam Jankovich was named athletic director at the University of Miami. Coming to UM after a successful stint as the athletic director at Washington State, Jankovich immediately announced that the resurrection of men's basketball at Miami would be his primary priority in the early months of his tenure, enabling UM to have "one of the nation's most complete and visible overall programs in the country."
- October 12, 1983 — The University of Miami Board of Trustees unanimously voted to reinstate men's basketball at the University of Miami. The Board made the decision after reviewing a report submitted by Jankovich, which stated that men's basketball can be a revenue-producing venture. Moreover, nearly \$500,000 had already been raised in support of bringing basketball back to the University. It was also announced that the Hurricanes would be ready to compete on the Division I level in the 1985-86 season, and the downtown James L. Knight Center was home for the reborn program.
- "This is an exciting day for the University and for the athletic program," UM President Edward T. Foote II said. "And we are keeping in mind the priorities of academics first and athletics second ... we are pleased that the changes in the economics of intercollegiate basketball allow the University to resurrect one of the country's most popular sports. We look forward to welcoming these Hurricanes home again."

1984: Foster Hired As Coach

- March 21, 1984 — Bill Foster, a 47-year-old native of Hemingway, S.C., was named the seventh men's basketball coach at the University of Miami. Foster came to Miami after 19 years as a head coach at Shorter College, Charlotte and Clemson. Foster also announced that Clint Bryant, a long-time assistant at Clemson, would also join the Miami staff.
- April 9, 1984 — Foster announced the hiring of a second assistant coach, Seth Greenberg, who was serving as an assistant coach to Terry Holland at Virginia.
- April 16, 1984 — Tim Harvey, a 6-10, 240-pound center, became the first basketball player to commit to the University of Miami in over 14 years. The Plainfield, N.J., native announced that he would transfer to Miami after spending two seasons in the Georgia Tech program.
- July 1, 1984 — A third assistant coach was hired to complete the basketball staff. Miami native Cesar Odio returned home after serving as an assistant coach at his alma mater, Florida Southern.
- October 11, 1984 — Nearly one full year after the announcement that basketball would return to the University, Athletic Director Sam Jankovich announced that a million dollar-plus practice facility would be constructed on the Coral Gables campus. The new all-purpose structure — located between the Hecht Athletic Center and the Greentree Track would be funded through a gift from the James L. Knight Charitable Trust.
- The first phase of the 1985-86 basketball schedule was also announced on this day, and the lineup included such perennial powers as North Carolina, Georgia, Notre Dame, Marquette and Dayton.
- October 15, 1984 — The first men's basketball practice session in more than 12 years was held on the patio in the center of campus. More than 200 members of the student body participated.

MIAMI MEN'S BASKETBALL HISTORY

1985: Miami Tips Off Again

- April 25, 1985 — Foster announced that UM's 1985-86 basketball roster would include nine freshmen, one sophomore and one junior, as the spring signing period ends for NCAA basketball.
- August 16, 1985 — Athletic Director Sam Jankovich announced that the 1985-86 basketball schedule had been completed and that network television coverage of the Hurricane program would include a game on CBS (Arizona) and ESPN (Notre Dame).
- Jankovich also announced the completion of a local television schedule (on WBFS Channel 33) that would bring all nine UM road games back to Miami by way of live local broadcasts. Channel 33 would also carry select home games in the Knight Center.
- WIOD Radio, the radio voice of UM football and baseball, would also carry all Hurricane basketball games with veteran Hurricane announcer Sonny Hirsch at the microphone.
- October 15, 1985 — Basketball practice officially begins at the University of Miami in the Knight Sports Complex.
- November 12, 1985 — The Knight Sports Complex was dedicated at a gala banquet that was held on the basketball courts of the new structure. CBS basketball analyst Billy Packer served as the evening's guest speaker for an event which welcomed more than 500 guests to the on-campus home of Hurricane basketball. The facility served as the practice home to the men's and women's basketball programs, while also housing the men's basketball coaching staff offices. In addition, the Knight Sports Complex enabled the athletic program to more than double the size of the existing strength room, while also providing meeting rooms and lecture rooms for all of Miami's student-athletes.
- November 22, 1985 — The brand new era of Hurricane basketball was ushered in by a young UM squad which defeated The Citadel, 85-77, in front of a sellout crowd of 4,984 at the Knight Center. Dennis Burns (24 points), Kevin Presto (22) and Eric Brown (21) combined to lead the Miami offense, while Bryan Hughes enjoyed the distinction of scoring Miami's first point in 14 years (a free throw with 18:34 remaining in the first half).
- November 30, 1985 — Miami stuns 1985 NCAA Tourney participant Georgia with a thrilling 81-78 victory to capture the first AMI Classic Championship at the James L. Knight Center.

End of the 1980s: UM Moves Forward, Upsets Top 20 Teams

- March 5, 1986 — An 84-62 loss to Marquette in Milwaukee closed the Hurricanes' first season since 1970-71. Miami finished the year with a 14-14 record, giving Bill Foster his 19th non-losing record in 20 years as a collegiate head coach.
- The 1986-87 season — Though still considered "America's Youngest Team," Miami compiled a 15-16 slate — recording upset victories against Marquette, Stanford and Florida State, while losing by only four points to future BIG EAST foe Providence — a team that advanced to the NCAA Final Four.
- The 1987-88 season — Thrilling victories against Providence and Virginia Commonwealth propelled the 'Canes to continued improvement with a 17-14 record. Following the season, center Tito Horford announced his intention to enter the NBA Draft without completing his final two seasons of eligibility. Miami was left with anything but a depleted roster as 10 lettermen, including eight seniors, returned for UM's fourth season.

- April 12, 1988 — Athletic Director Sam Jankovich announces plans to move Hurricane Basketball to the new \$56 million Miami Arena. Also home to the NBA's Miami Heat, the state-of-the-art basketball facility signified a new era in the rise of basketball in South Florida.
- December 10, 1988 — A crowd of 6,654 watch the Hurricanes run neck-and-neck for 40 minutes with ACC powerhouse Duke, falling 117-102. Blue Devil Danny Ferry needs a superhuman performance to stop the Canes as he connects on 23-of-26 shots en route to 58 points. Ferry later calls Miami "a definite top-40 team."
- January 12, 1989 — Joel Warren's free throw, his only point of the evening, with two seconds remaining clinches Miami's first victory over a top-20 team as the Canes upset defending national champion and No. 16-ranked Kansas, 87-86, at the Miami Arena.
- March 6, 1989 — The Hurricanes post an 89-82 win against FIU in the inaugural Carnival Miami Cup. The win leaves Miami with a 19-12 slate, good enough for the best record in 24 years and 10 seasons at Miami. Eric Brown ends his brilliant Miami career with 2,270 career points, just 28 behind All-American Rick Barry's Hurricane record of 2,298.
- December 6, 1989 — Miami hands an 87-82 loss to eventual NCAA Tournament participant Dayton as a Hurricane squad that includes six freshmen and no seniors jumps out with three consecutive wins to start the season.

1990: Hamilton Hired, UM Joins BIG EAST

- January 18, 1990 — Nearly 5,000 fans turn out to watch one of the most exciting Hurricane games ever as Miami edges Florida State in double overtime, 101-97.
- February 19, 1990 — Miami storms back to post a 62-59 victory against Florida, ending the Gators 11-game win streak against the Canes that began during the 1964-65 season.
- March 6, 1990 — The Hurricanes send head coach Bill Foster out on a winning note as one of the most successful and respected collegiate coaches in the nation. He leaves Miami following an 83-55 win against FIU. Foster's six-year rebuilding record at Miami stands at 78-71 (.523), while his overall career mark stood at 431-247 (.636) in 24 seasons.
- April 2, 1990 — UM Athletic Director Sam Jankovich ends a national search for a new coach that spanned an entire season with the hiring of Leonard Hamilton from Oklahoma State. "After meeting with Leonard Hamilton for just five minutes," said Jankovich, "with that smile and that enthusiasm, there was no question who I wanted as coach of the University of Miami."
- October 10, 1990 — On the combined recommendation of President Edward T. Foote and Athletic Director Sam Jankovich, the University's Board of Trustees unanimously votes to accept an invitation to become the 10th member of the BIG EAST Conference. The Hurricane Basketball program will begin BIG EAST play in the 1991-92 season.
- December 28, 1990 — The Hurricanes rebound from back-to-back double overtime defeats to upset Mississippi State, 74-67, in the consolation contest of the Eastern Airlines Palm Beach Classic. Joe Wylie is voted to the all-tournament squad after breaking seven tourney records including total points with 60 in the two games.
- January 3, 1991 — Joe Wylie becomes the 17th player in UM basketball history to score 1,000 career points. Wylie would later go on to finish his UM career ranked No. 8 in both scoring and rebounding in the UM record books.

- March 6, 1991 — Leonard Hamilton's inaugural season ends with a 9-19 record. However, there were large doses of success throughout the year as the Canes were victorious in six of their final nine contests and finished ranked No. 128 in the *USA TODAY* computer rankings — Miami's highest finish since the rebirth of the program (including 1988-89 when the 'Canes produced a 19-12 record).
- April 10, 1991 — Leonard Hamilton's first recruiting class is completed with the signing of Ochiel Swaby of Miami, the nation's leading high school scorer at 47.1 points per game. Along with Hamilton's three signees in the fall of 1990 — Michael Gardner of Fredericksburg, Va., Pat Lawrence of St. Petersburg and 7'3" Constantin Popa of Bucharest, Romania — the freshmen class for the 1991-92 season was ranked in the Top 25.
- January 2, 1992 — Miami tips off in its inaugural BIG EAST contest at Connecticut's Gampel Pavilion. It is a baptism by fire for the young Hurricanes as the game at UConn is the first of four consecutive conference games in 10 days for Miami.
- January 14, 1992 — In the first home conference game in UM history, the Hurricanes shock the nation with a stunning 45-42 upset of perennial BIG EAST power St. John's. The UM victory would ultimately cost the Redmen the outright conference championship as they completed the regular season in a tie with Georgetown and Seton Hall.
- March 12, 1992 — Miami turns the Big Apple upside down with a convincing 83-71 victory against Pittsburgh in the BIG EAST Tournament at Madison Square Garden. The Panthers had beaten Miami in the two regular-season contests by a total of 52 points, but Jerome Scott (30 points) and Trevor Burton (25 points) led a spirited Miami squad past Pitt and into the second round of the conference showcase. Earning the respect of the league and nation, Miami led Georgetown, 34-33, at the half of their quarterfinal contest before dropping a 77-64 decision to the Hoyas. The 1-1 performance in New York ended the Hurricanes' 1991-92 campaign at 8-24. For his individual performance, Jerome Scott is honored as a member of the BIG EAST All-Tournament Team.
- April 28, 1992 — Head Coach Leonard Hamilton takes another giant step in the development of Miami basketball with the completion of his second recruiting class. Six prep standouts, including Steven Edwards of Miami Senior High School, make up the new Hurricane class that is ranked No. 4 in the nation.
- January 2, 1993 — For the second-consecutive season, Miami opens its home BIG EAST schedule with a victory, as the Hurricanes upset No. 10 Georgetown, 80-69. The resounding victory marks the highest-ranked team the Canes have defeated since the rebirth of the program.
- March 6, 1993 — Miami finishes the regular season campaign with a thrilling 77-76 win over Villanova at Miami Arena. The victory gives Miami a 7-2 record in home BIG EAST games and an increase of six victories over the Hurricanes' first season in conference play (1-17 to 7-11) to mark the third-largest jump in the win column in BIG EAST history.



MIAMI MEN'S BASKETBALL HISTORY

1995: UM Enjoys a Banner Year

- January 11, 1995 — Once again, St. John's is the victim as the Hurricanes enjoy a BIG EAST first. Miami stuns the Red Storm, 82-79, in a nationally televised game on ESPN to record its first BIG EAST road victory. Freshman Kevin Norris led the way with a 21-point, eight-rebound performance that earned him BIG EAST Rookie of the Week honors.
- February 4, 1995 — The Hurricanes prove they are one of the most improved teams in the nation with an impressive 67-61 win against 13th-ranked Georgetown in Miami Arena. The victory is Miami's first against a nationally-ranked opponent since an 82-77 win over 25th-ranked St. John's in February of 1993.
- February 11, 1995 — Steven Edwards buries a three-point field goal, the 171st trey of his career, just 39 seconds into the second half against Providence to become UM's all-time leader in three-point field goals made. UM defeats the Friars, 69-63, to earn its first BIG EAST Conference regular-season series sweep and in the process present Coach Leonard Hamilton his 100th career victory.
- February 25, 1995 — UM comes back from five points down in the final minute to force overtime before eventually defeating Boston College, 77-71, at Conte Forum. The victory is UM's first BIG EAST overtime win.
- February 28, 1995 — For the second consecutive game, the Hurricanes overcome a five-point deficit in the final minute of regulation and record an overtime victory. The 76-68 win over Pittsburgh is the Hurricanes' ninth league victory of the season, assuring them of their first .500 league season and puts UM over the .500 mark (9-8) for the first time in BIG EAST play. The win also gives Miami at least a .500 overall season for the first time since the 1988-89 campaign.
- March 4, 1995 — A record UM crowd of 11,263 pours into Miami Arena to watch the Hurricanes take on fourth-ranked Connecticut in the regular-season finale. In the contest, Steven Edwards becomes the 20th player in UM history to top the 1,000-point plateau. Miami, who lost a tough 75-67 decision, finished the season with a 9-9 record in BIG EAST play, establishing a new conference record for single-season improvement. Miami's nine-win conference increase tied Louisiana Tech for the best conference improvement in the nation. Miami made a habit out of winning close games in 1995. The Hurricanes went 9-1 in 1995 in BIG EAST games decided by six points or less or in overtime.
- March 6, 1995 — UM President Edward T. Foote II and Ryder System, Inc. Chairman, President and Chief Executive Officer M. Anthony Burns announce that Ryder System, Inc. has committed approximately \$9 million to the development of The RYDER Center, an on-campus multipurpose facility which will serve as the future home of UM basketball.
- March 9, 1995 — Head Coach Leonard Hamilton is named BIG EAST Conference Coach of the Year.
- March 15, 1995 — UM makes its first postseason appearance in 31 years with a National Invitation Tournament contest at Penn State. The Nittany Lions need a big second half rally to record a 62-56 victory and eliminate the Hurricanes.
- March 21, 1995 — Leonard Hamilton earns his second coach of the year honor as United Press International tabs Hamilton National Coach of the Year.
- March 27, 1995 — Leonard Hamilton is rewarded for rebuilding the Hurricane program and is given a new four-year contract.

- June 28, 1995 — Constantin Popa becomes the 12th Hurricane to be chosen in the NBA Draft as the Los Angeles Clippers select him in the second round with the 53rd overall pick.

The Mid 90s: UM Moves Forward

- January 3, 1996 — The Hurricanes open the New Year in style cruising to a 75-66 victory in Miami Arena against 11th-ranked Syracuse, the eventual NCAA Tournament runner-up. The 'Canes set a school BIG EAST record by connecting on 71.4 percent (20-28) of their field goal attempts in the second half. UM also set a school BIG EAST record for points in a half with 50 second-half points.
- January 8, 1996 — The Hurricanes' game at Seton Hall was postponed due to the blizzard of '96. The postponement was the first since the rebirth of the program in 1985. Four BIG EAST games were postponed due to the blizzard. Prior to those four contests only two games in the 17-year history of The BIG EAST had been postponed and all were due to inclement weather.
- February 10, 1996 — Steven Edwards became The BIG EAST Conference all-time leader in three-point field goals made in league play (167) when he connected on a trey with 5:39 left in UM's 62-58 loss to 21st-ranked Boston College. Edwards finished his career with 178 three-point field goals in BIG EAST play.
- February 20, 1996 — Steve Rich turned in one of the greatest individual performances in UM history, scoring a career-high 43 points and grabbing 13 rebounds as the Canes rallied from a 12-point second-half deficit to defeat St. John's, 96-91, in double overtime at the Miami Arena. Rich, who had 22 points in the second half, sent the game into overtime with a six-foot jumper with 3.6 seconds left in regulation. Rich also sent the game into double-overtime when he hit a free throw with 36 seconds remaining in the first extra session. He put UM ahead to stay with a pair of free throws with 3:52 remaining in the second overtime.
- March 4, 1996 — Tim James becomes the second Hurricane in the past two years to earn a spot on The BIG EAST Conference All-Rookie team.
- March 7, 1996 — UM finishes the 1995-96 campaign with a 15-13 record for the second straight season.
- January 11, 1997 — Kevin Norris hits two free throws with 0.8 seconds remaining to give Miami a 61-59 upset win against ninth-ranked Villanova. The win was the Hurricanes first road win against a ranked opponent.

1997-98: Miami Returns To NCAA Tournament

- November 21, 1997 — Miami defeats 17th-ranked Charlotte, 89-72 at Miami Arena, marking the highest ranked non-conference opponent the Hurricanes have defeated since 1989.
- December 22, 1997 — UM improves to 9-0, tying the school record for consecutive victories to open a season, with a 65-57 win at Memphis.
- December 27, 1997 — Kevin Norris records a team-high six assists against Georgia Tech to move into first-place on UM's career assist list. Norris passes Kevin Presto, who recorded 412 assists from 1985-89.
- January 6, 1998 — Miami knocks off No. 8 Connecticut, marking the highest-ranked opponent UM has defeated in Miami Arena.
- February 4, 1998 — Kevin Norris records one steal against Providence to move into first place on Miami's career steals list. Norris surpassed Jerome Scott, who recorded 187 steals from 1988-92.

- February 28, 1998 — Miami ends the regular season 18-8 following a 70-66 win over 19th-ranked West Virginia at Miami Arena.
- March 3, 1998 — Tim James is named to the All-BIG EAST First Team, becoming the first Hurricane to be named first-team all-conference.
- March 8, 1998 — Miami receives its first NCAA Tournament bid since 1960. The Hurricanes, seeded 11th in the South Region, will face sixth-seeded UCLA at the Georgia Dome in Atlanta.
- March 13, 1998 — No. 19 UCLA defeats Miami, 65-62, in the opening round of the NCAA Tournament. Miami sophomore Johnny Hemsley came off the bench to record a double-double of 13 points and 11 rebounds and was named Chevrolet Player of the Game. The game was aired nationally on CBS and was Miami's first national appearance on network television since 1988.

1998-99: Miami's Breakthrough Season

- December 27, 1998 — Miami defeats Ohio State, 72-64, at the HIP Orange Bowl Basketball Classic. Ohio State goes on to reach 1999 NCAA Final Four.
- January 6, 1999 — Miami defeats No. 10 St. John's, 84-79, at Miami Arena marking the fifth consecutive season the Hurricanes have defeated a ranked opponent at Miami Arena.
- January 18, 1999 — Miami debuts at No. 25 in the Associated Press Top 25 College Basketball Poll. The ranking marks the first for Miami by The Associated Press since 1960.
- January 20, 1999 — Miami plays No. 1 Connecticut in front of a school record crowd of 15,147 at Miami Arena. In one of the season's most dramatic games, John Salmons' three-point attempt rolled in-and-out at the buzzer as UConn held on for a 70-68 overtime win.
- February 3, 1999 — Miami defeats No. 9 St. John's, 73-70, at Madison Square Garden.
- February 8, 1999 — Miami knocks off No. 18 Syracuse, 76-63, marking the Hurricanes first win ever in the Carrier Dome.
- February 20, 1999 — Miami defeats No. 2 Connecticut, 73-71, snapping the Huskies 16-game win streak at Gampel Pavilion. With the win, Miami becomes the first team in BIG EAST history to defeat Georgetown, St. John's, Syracuse and Connecticut on the road in the same season.
- February 23, 1999 — Miami defeats Pittsburgh, 85-52, at Miami Arena, improving UM's record to 20-5 on the season. The 20-win season is the first for Miami since 1964-65.
- March 1, 1999 — Miami moves up to ninth in the AP poll, marking the Hurricanes' first top-10 ranking since March 1, 1960.
- March 1, 1999 — Tim James and Johnny Hemsley are both named to the All-BIG EAST First Team.
- March 2, 1999 — Tim James is named BIG EAST Co-Player of the Year with Connecticut's Richard Hamilton, Johnny Hemsley is named the BIG EAST Most Improved Player and Leonard Hamilton is named the BIG EAST Coach of the Year for the second time of his career.
- March 5, 1999 — Vernon Jennings hands out eight assists against St. John's and passes Michael Gardner for first place on UM's single season assist list.
- March 7, 1999 — Miami receives its second-consecutive NCAA Tournament bid and is seeded No. 2 in the East Region — the highest seed in school history.

MIAMI MEN'S BASKETBALL HISTORY

- March 8, 1999 — Tim James is named to the All-America Third Team by the Associated Press, becoming the fourth Hurricane in school history and first player since the rebirth of the program to earn All-America honors.
- March 12, 1999 — Miami defeats Lafayette, 75-54, in its opening round game at the FleetCenter in Boston. The win marks the first NCAA Tournament victory in school history and ties the school record for wins in a season (23). Junior forward Johnny Hemsley set a school record and tied the East Regional record connecting on nine three-pointers.
- March 14, 1999 — Miami's NCAA Tournament run ends with a 73-63 loss to Purdue.
- March 16, 1999 — Tim James is named to the All-America Third Team by the National Association of Basketball Coaches.
- June 30, 1999 — Tim James is selected by the Miami Heat with the 25th pick of the first round in the 1999 NBA Draft in Washington, DC. James is the first Hurricane to be drafted since 1995 and the first Hurricane to be selected in the first round since 1965.

1999-2000: Hurricanes Beast of the BIG EAST

- November 8, 1999 — Hurricanes debut at No. 25 in the preseason Associated Press poll, marking the first preseason AP ranking in UM history.
- November 30, 1999 — Johnny Hemsley scores 19 points against Bethune-Cookman to become the 22nd player in UM history to record 1,000 career points.
- January 22, 2000 — Mario Bland scores 24 points against Boston College to become the 23rd player in UM history to record 1,000-career points.
- February 19, 2000 — UM defeats No. 18 Connecticut, 63-57, becoming the first school in BIG EAST history to win consecutive games at Gampel Pavilion in Storrs, Conn.
- February 29, 2000 — Vernon Jennings hands out 10 assists against Pittsburgh to break his own UM single-season assists record. Jennings would end the season with 218 assists.
- March 5, 2000 — Miami defeats No. 18 St. John's, 74-70, in overtime to capture the BIG EAST regular-season championship. The win also marks UM's second-straight 20-win season.
- March 6, 2000 — Miami returns to The Associated Press poll with a No. 23 national ranking.
- March 7, 2000 — Johnny Hemsley is named to the All-BIG EAST Second Team while Mario Bland earns third-team honors.
- March 10, 2000 — Vernon Jennings hands out eight assists against St. John's to move into first place on UM's career assists list. Jennings would end his career with 520 assists.
- March 12, 2000 — UM receives its third consecutive NCAA Tournament bid and is the No. 6 seed in the South Region.
- March 13, 2000 — UM returns to the *USA TODAY*/ESPN poll with a No. 25 ranking.
- March 19, 2000 — Miami defeats No. 18 Ohio State, 75-62, in the second round of the NCAA Tournament to advance to the Sweet 16 for the first time in school history. The win is UM's 23rd of the season, tying the school record for wins in a season.
- March 24, 2000 — Tulsa defeats Miami, 80-71, in the South Regional semifinal to end the Hurricanes' season. Miami finished with a 23-11 record.
- April 4, 2000 — Miami ends the season ranked 23rd by the Associated Press and No. 20 in the *USA Today*/ESPN poll.
- June 15, 2000 — Leonard Hamilton steps down as head coach to accept the head coaching job with the NBA's Washington Wizards.

- July 6, 2000 — After a nationwide search, Athletic Director Paul Dee names Perry Clark, formerly of Tulane, as the ninth head basketball coach at the University of Miami.

The Perry Clark Era Begins

- November 18, 2000 — UM defeats Florida Atlantic, 76-59, marking head coach Perry Clark's first win at Miami. Darius Rice scores 26 points, establishing a UM freshman record for most points scored in a season opener.
- December 9, 2000 — Darius Rice scores a UM freshman record 35 points in the Hurricanes' 83-72 win over UCF.
- January 10, 2001 — Darius Rice establishes a UM freshman record with seven three-point baskets in an 85-74 loss at Virginia Tech. Rice scores 31 points becoming the first freshman in UM history to record two 30-point games in a season.
- January 20, 2001 — Miami defeats 15th-ranked Connecticut, 77-74, marking the seventh-straight season in which the Hurricanes have defeated a ranked opponent at Miami Arena.
- January 22, 2001 — Freshman Marcus Barnes is named BIG EAST Rookie of the Week after averaging 22 points in UM wins over Providence and Connecticut. Barnes becomes the first Hurricane since Tim James in 1996 to earn Rookie of the Week honors.
- February 13, 2001 — Miami defeats its third-straight ranked opponent with a 68-57 win versus No. 10 Syracuse at the Carrier Dome.
- February 19, 2001 — Darius Rice earns BIG EAST Rookie of the Week honors after averaging 21 points per game in wins against Syracuse and Villanova.
- February 28, 2001 — The Hurricanes defeat West Virginia, 73-66, at Miami Arena to clinch their seventh consecutive winning season. The win also marks head coach Perry Clark's 200th career victory.
- March 4, 2001 — John Salmons is named the BIG EAST Player of the Week after averaging 26.5 points and 10.0 rebounds in UM wins against West Virginia and Villanova.
- March 6, 2001 — John Salmons is named to the All-BIG EAST Third Team and Darius Rice is named to the BIG EAST All-Rookie Team by a vote of the league's coaches.
- March 11, 2001 — Miami receives a bid to the National Invitation Tournament. The postseason berth is the fifth straight for Miami and sixth in the last seven seasons.
- March 14, 2001 — The Hurricanes' season ends with a heartbreaking 60-58 loss at Auburn in the opening round of the NIT.

2001-02: Miami's Record Breaking Season

- November 20, 2001 — Miami defeats Clemson, 67-65, in the championship game of the Virgin Islands Paradise Jam. The tournament championship is the Hurricanes' first since the 1988 Eastern Airlines Palm Beach Classic. Senior John Salmons is named the tournament's MVP, while sophomore Darius Rice was named to the all-tournament team.
- December 3, 2001 — Junior James Jones ties the UM single-game record with eight blocked shots in a 77-59 win over FIU.
- December 15, 2001 — Miami defeats No. 21 Indiana, 58-53, in the Orange Bowl Basketball Classic. James Jones is named the game's MVP after recording 13 points, 13 rebounds and five blocks. Indiana would go on to reach the NCAA Tournament championship game.

- December 18, 2001 — Miami improves to 10-0 on the season, setting a school record for consecutive wins to open a season following a 90-62 win against Florida A&M.
- December 22, 2001 — John Salmons scores 15 points in Miami's 64-56 win over Charlotte to become the 24th player in UM history to surpass 1,000 career points.
- December 23, 2001 — John Salmons is named BIG EAST co-Player of the Week with St. John's Marcus Hatten after averaging 10.5 points, 8.0 rebounds, 10.0 assists, 3.5 steals and 3.0 blocks in wins against Florida A&M and Charlotte.
- December 24, 2001 — Miami debuts at No. 24 in the Associated Press poll and at No. 23 in the *ESPN/USA Today* Coaches poll.
- December 30, 2001 — Miami defeats St. Francis (Pa.), 71-48, concluding its non-conference season 13-0. The perfect non-conference record is the first in school-history.
- December 31, 2001 — John Salmons is named BIG EAST Player of the Week for the second-straight week after averaging 20.0 points, 4.0 rebounds, 4.5 assists and 2.0 steals in wins versus LSU and St. Francis (Pa.). Salmons joins former UM great Tim James as the only Hurricanes to win the award in back-to-back weeks.
- January 2, 2002 — Miami defeats No. 24 Georgetown, 79-71, tying the school-record for consecutive victories (14-0).
- January 19, 2002 — The Hurricanes rally from a 13-point second-half deficit to defeat Providence, 102-96, in overtime. The 13-point second-half comeback tied the UM BIG EAST record.
- January 28, 2002 — Darius Rice is named BIG EAST Player of the Week after recording 30 points and 10 rebounds in the Hurricanes win against Villanova.
- February 2, 2002 — Miami defeats No. 17 Connecticut, 68-66, marking the eighth-straight season the Hurricanes have defeated a ranked team at home.
- February 4, 2002 — The Hurricanes reach a season-high national ranking of 12th by the Associated Press and 11th in the *ESPN/USA TODAY* Poll.
- February 21, 2002 — James Jones is named to the Verizon All-Academic District III Basketball team.
- February 26, 2002 — Darius Rice scores 30 points to lead Miami to an 81-65 win at Providence. The win is the 22nd of the season marking the most regular-season wins for the Hurricanes since joining the BIG EAST in 1991.
- February 28, 2002 — Darius Rice (first team) and John Salmons (second team) are National Association of Basketball Coaches All-District 6 selections.
- March 2, 2002 — Miami defeats Virginia Tech, 83-77, on Senior Day at Miami Arena. The Hurricanes tie the school single-season record for victories with their 23rd of the season.
- March 4, 2002 — John Salmons and Darius Rice are named to the All-BIG EAST Second Team while James Jones earns third team honors.
- March 5, 2002 — John Salmons receives the first BIG EAST Sportsmanship Award.
- March 7, 2002 — The Hurricanes establish a new school-record for wins in a season (24) with an 84-76 overtime win over Georgetown in the quarterfinals of the BIG EAST Tournament.
- March 9, 2002 — Sophomore Marcus Barnes is named to the BIG EAST Championship All-Tournament Team after averaging 23.5 points in two tournament games.
- March 10, 2002 — Miami receives a bid to the NCAA Tournament. Miami is seeded fifth and will face 12th-seeded Missouri in Albuquerque, N.M.



MIAMI MEN'S BASKETBALL HISTORY

- March 14, 2002 — Miami's season ends with a 93-80 loss to Missouri in the NCAA Tournament. The Hurricanes end the season with a 24-8 record marking the most wins in school history. The Hurricanes also set season records in three-point field goals (236), three-point field goal attempts (684) and blocked shots (190).

2002-03

- December 18, 2002 — James Jones scores 26 points against Arkansas-Pine Bluff to become the 25th player in UM history to surpass 1,000 career points.
- December 21, 2002 — Darius Rice scores 32 points against No. 13 Florida in the Wachovia Orange Bowl Basketball Classic to become the 26th player in UM history to surpass 1,000 career points.
- January 4, 2003 — Miami christens the \$48 million Convocation Center with a thrilling 64-61 overtime win against North Carolina.
- January 20, 2003 — Darius Rice scores a career-high 43 points, including a steal and three-point basket as time expires to knock off 11th-ranked Connecticut, 77-76, at the Convocation Center. The win marks the ninth-consecutive season in which the Hurricanes have defeated a ranked opponent. The 43 points scored by Rice ties him for third on the all-time BIG EAST single-game scoring list.
- February 20, 2003 — James Jones is named Verizon Academic All-District II for the second-straight season.
- February 28, 2003 — Darius Rice is named to the All-District 6 First Team. Rice becomes the first Miami player since Tim James (1998, 1999) to earn first team all-district honors in consecutive seasons.
- March 6, 2003 — James Jones is named to the Second Team Verizon Academic All-America.
- March 10, 2003 — Darius Rice is named Third-Team All-BIG EAST by a vote of the league's coaches.
- June 26, 2003 — James Jones is selected in the second round of the NBA Draft by the Indiana Pacers.

2003-04: BIG EAST Era Ends, Miami Joins ACC

- December 7, 2003 — Guillermo Diaz is named BIG EAST Rookie of the Week after averaging 17.0 points, 1.5 rebounds and 3.5 steals per game in victories against Stetson and FIU.
- December 29, 2003 — Rob Hite is named BIG EAST Player of the Week after averaging 22.5 points, 6.0 rebounds and 2.0 steals per game in wins against North Carolina A&T and Florida Atlantic.
- January 17, 2004 — Rob Hite ties a UM single-game record for three-point field goal percentage going 5-5 from behind the arc against Virginia Tech.
- February 4, 2004 — Rob Hite ties a modern day Miami single-game record for free throw percentage connecting on 10-10 free throw attempts against Rutgers.
- February 7, 2004 — Darius Rice starts his 109th game as a Hurricane, setting a new UM record. Rice would end his career with 113 career starts at Miami.
- February 11, 2004 — Miami falls 74-72 in overtime to Boston College marking the fourth overtime loss of the season, setting a BIG EAST single-season record.
- February 19, 2004 — Darius Rice is named First Team All-District 6 by the NABC for the third-straight season. Rice is the first Hurricane to be named First Team All-District three times.

- March 6, 2004 — Darius Rice scores 16 points against West Virginia in his final game as a Hurricane to finish with 1,865 points, fourth most in UM history. Miami ends the season with a 14-16 record.
- March 8, 2004 — Darius Rice is named second team All-BIG EAST and Guillermo Diaz is named to the BIG EAST All-Rookie Team.
- March 26, 2004 — Perry Clark is dismissed from his head coaching duties at the University of Miami.
- April 12, 2004 — Frank Haith is named the University of Miami's 11th head men's basketball coach.
- July 1, 2004 — The University of Miami officially becomes a member of the Atlantic Coast Conference.

2004-05: The ACC/Frank Haith Era Begins

- November 20, 2004 — Miami defeats Wofford, 67-64, giving Frank Haith his first victory.
- November 29, 2004 — Anthony King records the first triple-double in UM history with 11 points, 10 rebounds and an ACC-record 13 blocked shots against Florida Atlantic.
- December 4, 2004 — The Hurricanes knock off 19th-ranked Florida, 72-65, in Gainesville, Fla., marking Miami's first win at Florida since Jan. 10, 1963.
- December 13, 2004 — Rob Hite is named ACC Player of the Week, becoming the first Hurricane to win the award.
- January 6, 2005 — Miami plays its first ACC game, falling 80-69 at Georgia Tech.
- January 9, 2005 — Miami records its first ACC win defeating NC State, 67-66, in front of a sellout crowd at the Convocation Center.
- January 12, 2005 — Guillermo Diaz is named ACC Player of the Week.
- January 12, 2005 — The Hurricanes record their first ACC road win with a 91-80 victory at Virginia.
- February 2, 2005 — Rob Hite scores 17 points against Virginia Tech to become the 27th player in UM history to record 1,000 career points.
- March 7, 2005 — Guillermo Diaz is named second team All-ACC, Robert Hite is named honorable mention All-ACC and Anthony King is named to the ACC All-Defensive Team.
- March 10, 2005 — Miami falls to Virginia, 66-65, in its first ACC Tournament game.
- March 13, 2005 — The Hurricanes receive a bid to the National Invitation Tournament.
- March 14, 2005 — Guillermo Diaz is named First Team NABC All-District 6 and Frank Haith is named NABC District 6 Coach of the Year. Haith is the first UM coach to earn District Coach of the Year honors.
- March 15, 2005 — Miami's inaugural season in the ACC ends with a 69-67 loss at South Carolina in the opening round of the NIT. South Carolina goes on to win the NIT title. Anthony King records three blocked shots against the Gamecocks, setting a UM single-season record (86).

2005-06

- November 16, 2005 — The University of Miami and BankUnited enter into a 10-year agreement which renames the Convocation Center the BankUnited Center.
- January 14, 2006 — Miami knocks off No. 20 North Carolina, 81-70, in Chapel Hill, N.C., marking the Hurricanes' first win at the Dean Smith Center.

- February 23, 2006 — Guillermo Diaz and Rob Hite are both named first team All-District 6 by the NABC marking the first time the Hurricanes have had two players on the first team in the same season.
- March 6, 2006 — Guillermo Diaz is named Second Team All-ACC while Rob Hite earns third team honors by a vote of the league's coaches.
- March 7, 2006 — Guillermo Diaz is named to the All-District IV First Team by the USBWA.
- March 9, 2006 — The Hurricanes win their first ACC Tournament game, overcoming a 12-point deficit over the final 12 minutes to defeat Clemson, 66-63, in Greensboro, N.C.
- March 15, 2006 — Miami defeats Oklahoma State, 62-59, in the opening round of the NIT at the BankUnited Center. It marks the first postseason game hosted by the Hurricanes.
- March 20, 2006 — UM records a 53-52 win at Creighton in the second round of the NIT marking Miami's first NIT road win.
- March 22, 2006 — The Hurricanes' season ends with a 71-65 defeat at Michigan in the NIT quarterfinals.
- June 28, 2006 — Guillermo Diaz is selected in the second round of the NBA Draft by the Los Angeles Clippers with the 52nd overall pick.

2006-07

- December 3, 2006 — In the 2006-07 ACC opener, the Hurricanes knock off 21st-ranked Georgia Tech, 90-82, at the BankUnited Center.
- December 4, 2006 — Sophomore Jack McClinton earns ACC Player of the Week honors, averaging 26.0 points, 2.0 assists and 1.5 rebounds in two games against Northwestern and Georgia Tech.
- January 10, 2007 — Miami downs No. 25 Maryland, 63-58, in College Park, Md., in front of a crowd of 17,950 Terrapin fans to improve to 2-0 versus ranked teams.
- January 22, 2007 — Freshman Dwayne Collins becomes the first UM player to earn ACC Rookie of the Week honors after averaging 18.0 points and 8.5 rebounds against Boston College and Florida State.
- March 5, 2007 — Jack McClinton, who concluded the 2006-07 regular season ranked first in the ACC in three point percentage (.438), three-pointers made per game (2.93) and free throw percentage (.896), earns Third Team All-ACC honors.
- March 8, 2007 — The Hurricanes upset fourth-seeded and 17th-ranked Maryland 67-62 in the first round of the 2007 ACC Tournament.

2007-08

- November 18, 2007 — Miami uses a 64-58 win over Providence to improve to 4-0 and claim the inaugural O'Reilly Auto Parts Puerto Rico Tip-Off Championship title. Junior Jack McClinton is named to the all-tournament team and ESPN's Andy Katz tabs Miami the "Team of the Week".
- December 13, 2007 — UM improves to 9-0 as Jack McClinton scores 29 points, including five three-pointers, to defeat Mississippi State, 64-58, snapping MSU's 23-game December home winning streak. With the Hurricanes trailing 56-51, the Baltimore junior knocked down a trio of 3-pointers and converted a pair of free throws in the final 3:22 to lead Miami to the comeback victory. For the game, McClinton hit 11-of-22 from the floor, 5-of-10 from three-point range and 2-of-2 from the line.

MIAMI MEN'S BASKETBALL HISTORY

- December 17, 2007 — After nine-straight wins, including five away from the BankUnited Center, Miami jumps into the top 25 in a pair of national polls — No. 22 in both the *USA TODAY*/ESPN Top 25 Coaches Poll and in the AP Top 25. It is the program's first ranking since a No. 21 showing in both polls during the week of March 10, 2002. UM also tops three RPI polls with the nation's 18th-toughest schedule to date. Also, Jack McClinton earns ACC Player of the Week honors after his game-winning performance at Mississippi State.
- December 23, 2007 — Miami improves to 12-0 with a 95-64 win over North Carolina A&T. It marks the best start under fourth-year head coach Frank Haith and the program's second-best start ever.
- December 24, 2007 — Miami reaches a season-high No. 19 ranking in both the AP Top 25 and the *USA Today*/ESPN Top 25 Coaches Poll. It is the highest ranking since earning a No. 16 ranking by the *USA TODAY*/ESPN Poll on March 3, 2002, and No. 17 ranking by the Associated Press on Feb. 18, 2002, and is also the highest ranking for a Miami squad this early in the season.
- January 12, 2008 — Miami improves to 4-0 in ACC home openers, knocking off Georgia Tech, 78-68, at the BankUnited Center.
- February 20, 2008 — Sophomore Dwayne Collins scores a career-high 26 points (12-14 FGs, 2-3 FTs) to lead Miami to a 96-95 win over No. 4/5 Duke at the BankUnited Center — UM's first win over the Blue Devils in 45 years. The Hurricanes led by as many as 20 points in the second half and made six of eight free throws in the final 41 seconds to preserve the upset.
- February 25, 2008 — Dwayne Collins is named National Player of the Week by ESPN.com and Rivals.com after averaging 19.0 points and 16.5 rebounds per game, while shooting 72 percent from the field in wins over Duke and Maryland.
- March 1, 2008 — With a 95-93 win over Virginia, the Hurricanes earn their 20th win of the season for the 10th time in program history. Jack McClinton scored 34 points in the win, including a career-high seven three-pointers — tying the UM mark for the third-most three-pointers in a game.
- March 5, 2008 — With a 74-61 win over Boston College, the Hurricanes snap a 13-game skid versus the Eagles and set a new BankUnited Center record for home wins with 14. It also marks a program-best eighth win in the ACC.
- March 8, 2008 — Jack McClinton scores 22 points at Florida State to become the 29th Hurricane to score 1,000 points and just the fourth to do it in his first two seasons.
- March 10, 2008 — Jack McClinton, who finished the 2007-08 regular season ranked first in the ACC in three point percentage (.442), three-pointers per game (3.0) and free throw percentage (.900), becomes the first Hurricane named to the All-ACC First Team. He is also the only first-team pick to also earn All-ACC Academic Team honors.
- March 16, 2008 — Miami is seeded seventh in the NCAA Tournament and will face 10th-seeded St. Mary's in Little Rock, Ark.
- March 21, 2008 — Jack McClinton scores a career-high 38 points, including 32 in the second half, to lead Miami past St. Mary's, 78-64, in NCAA first round play. Miami's 23rd win of the season ties for second-most wins in program history. McClinton's 38 points is the second-highest scoring total in the 2008 tournament.
- March 13, 2008 — Miami's season comes to a close with a 75-72 loss to second-seeded and seventh-ranked Texas in the NCAA's second round.

2008-09

- Preseason — Miami opens the season ranked among the nation's top 25 in both preseason polls for just the second time in program history. The Hurricanes were No. 16 in the preseason *USA TODAY*/ESPN Top 25 Coaches' Poll — tying the highest preseason ranking in program history — and No. 17 in the preseason Associated Press Poll — marking the team's highest preseason ranking in the AP Poll. At the league's annual Operation Basketball, the Hurricanes were picked to finish fourth in the ACC and Jack McClinton was selected to the Preseason All-ACC Team. He was also named to the Preseason Wooden List and was a candidate for both the Lowe's Senior CLASS Award and the Bob Cousy Award.
- Dec. 6, 2008 — Miami defeats Kentucky, 73-67, at Rupp Arena in front of 24,109 Wildcat faithful to mark the Hurricanes' first win at Rupp Arena. UM's 20-point halftime lead (46-26) is the largest by an opponent at Rupp since 1980. Miami added a 70-56 win over St. John's at Madison Square Garden on Dec. 27 to extend the list of notable venues in which Frank Haith's Hurricanes have won.
- Jan. 10, 2009 — With their 77-71 win over No. 17/24 Boston College, the Hurricanes win their fourth-straight off their home court and snap a 10-year drought in Chestnut Hill, Mass.
- Feb. 4, 2009 — Miami wins its second game of the season over a ranked opponent, routing No. 6/7 Wake Forest, 79-52, for the program's largest margin of victory (27 points) over a ranked opponent and its largest margin of victory in ACC play. Jack McClinton scores 32 points — including a season-high six three-pointers — to move into UM's top 10 in career scoring.
- Feb. 9, 2009 — Jack McClinton is named ACC Player of the Week after averaging 33.0 points, 3.0 rebounds and 1.5 steals in a pair of games versus top-10 opponents in Wake Forest and at Duke. He adds 35 points in UM's next game versus No. 3/3 North Carolina, becoming the first Hurricane to have three-straight 30-point games since Eric Brown 21 seasons ago. Just two weeks later he is named to the Naismith Mid-Season List.
- March 3, 2009 — Jack McClinton earns National Association of Basketball Coaches (NABC) first team All-District honors.
- March 9, 2009 — For the second-straight season, Jack McClinton is named to the All-ACC first team. In addition, he is the only All-ACC honoree — on any team — to also earn All-ACC Academic Men's Basketball Team recognition. The Baltimore native closes his career as the ACC's all-time leader in three-point field goal percentage (.440) and ranks second in career free throw percentage (.900).
- March 18, 2009 — Jack McClinton hits a career-high tying seven 3-pointers and scores 25 points to lead Miami to a 78-66 victory over Providence in the first round of the NIT, breaking his own school record for 3-pointers in a season. (He closed the season with 101 and his career with a UM-record 286 treys). With his fourth postseason win, Frank Haith has more postseason wins than any other coach in Miami men's basketball history.
- March 20, 2009 — Miami closes its season with a 74-60 loss at Florida in the second round of the NIT.
- March 2009 — The Hurricanes' new on-campus practice facility opens.
- April 2, 2009 — Jack McClinton wins the men's three-point championship at the 21st Annual College Slam Dunk and Three-Point Championships in Detroit, heading into the NCAA Final Four.

- June 24, 2009 — UM's 2009 men's basketball signing class is nationally ranked No. 19 by Scout and No. 24 by ESPN, marking head coach Frank Haith's second top-25 recruiting class in five years at the helm.
- June 26, 2009 — Jack McClinton is selected by the San Antonio Spurs with the 51st pick in the second round of the 2009 NBA Draft.

2009-10

- Nov. 14, 2009 — True freshman Durand Scott dishes out 10 assists — with zero turnovers — in his collegiate debut as Miami defeats visiting NC Central, 83-53, en route to his first of a program-high four ACC Rookie of the Week honors. It is the most assists by a Hurricane in exactly three years and ties an ACC freshman record.
- Nov. 22, 2009 — James Dews scores 22 points and tournament MVP Dwayne Collins adds 17 points and 15 rebounds to lead Miami past South Carolina, 85-70, to win the championship game of the Charleston Classic. Miami reached the championship game by beating Tulane, 74-54, in the opening round and UNC Wilmington, 67-60, in the second round.
- Dec. 2, 2009 — Durand Scott scores a season-high 20 points, including consecutive breakaway baskets in the final minute, and Miami remains unbeaten by rallying past Minnesota, 63-58, in the Big Ten/ACC Challenge. It was the first 20-point performance by a Miami freshman since Dwayne Collins finished with 24 at Boston College on Jan. 16, 2007.
- Dec. 12, 2009 — James Dews hit a career-high six 3-pointers as Miami tied a school record with 15 3-pointers in a 91-54 win over South Carolina State. The Hurricanes made nine 3-pointers in the first half, including four in the opening 6:36.
- Jan. 3, 2010 — James Dews scores 21 points and sinks five 3-pointers as Miami knocks off Pepperdine, 86-63, for its 21st straight non-conference regular-season victory. UM, who closed its non-conference slate with a perfect 14-0 record, made 13 3-pointers and shot 53 percent from the field.
- Jan. 11, 2010 — After knocking off Wake Forest, 62-53, the 15-1 Hurricanes enter the Associated Press Top 25 Poll at No. 23.
- Feb. 10, 2010 — James Dews makes a 15-footer at the buzzer as Miami defeats No. 20 Georgia Tech, 64-62. Miami has defeated a ranked team in 14 of the last 15 seasons, including 14 wins over ranked opponents under Coach Haith.
- Feb. 17, 2010 — During halftime of Miami's game versus Duke, three former Hurricane greats were paid tribute to with the institution of honored jerseys. Jack McClinton (2006-09), Don Curnutt (1967-70) and Dick Hickox (1958-61) had their jerseys raised to the rafters of the BankUnited Center, next to the retired jerseys of Rick Barry and Tim James.
- March 2, 2010 — Durand Scott scores a season-high 29 points at North Carolina — the second-highest point production by an ACC rookie this season and the most points by a UM freshman in over nine years. He became the first Miami rookie since Guillermo Diaz (2003-04) to score 20 points in multiple games as a freshman.
- March 8, 2010 — Durand Scott becomes the first Hurricane named to the Atlantic Coast Conference All-Rookie Team. Miami has had an all-conference player in all six years under Coach Haith.



MIAMI MEN'S BASKETBALL HISTORY

- March 11, 2010 — Reggie Johnson scores a career-high 22 points against his hometown school and 12th-seeded Miami routes fifth-seeded Wake Forest, 83-62, in the first round of the ACC Tournament. Johnson shot 8-for-8 from the field and 6-for-6 from the line to tie a UM record and set a new ACC Tournament freshman record as the first rookie to finish perfect from the field in a tourney game.
- March 12, 2010 — Durand Scott scored 11 of his 17 points in the final six minutes and 12th-seeded Miami continued its run in the ACC Tournament with a 70-65 victory over Virginia Tech. It marked the first time in program history that the Hurricanes won a pair of games in a conference tournament and marked the first time UM has advanced to the semifinals of the ACC Tournament. Since 1994, of the 482 teams seeded 10th or below in conference men's basketball tournaments around the country, Miami is the 28th 10-seed or below to advance to a conference semifinal — just the second 12-seed to do it in ACC history and the third ACC team seeded 10th or below.
- March 14, 2010 — Durand Scott was named to the ACC All-Tournament First Team and Reggie Johnson earned second-team honors. The freshmen tandem marks the first Canes to earn the accolades.
- May 6, 2010 — Former Hurricane Will Allen was selected as one of the world's 100 most influential people by *TIME Magazine* for work with his non-profit group Growing Power.
- June 25, 2010 — Dwayne Collins is selected by the Phoenix Suns with the 60th pick of the 2010 NBA Draft.

2010-2011

- Nov. 3, 2010 — DeQuan Jones and Rion Brown combine for 32 points, nearly outscoring Barry University in the University of Miami's 102-33 blowout exhibition win over the Buccaneers to start the season.
- Nov. 12, 2010 — Starting guard Malcolm Grant scores a then career-high 23 points — hitting a career-high-tying four three-pointers — and Durand Scott finishes with 20 as the Hurricanes shake off a tough first-half challenge from the Jacksonville Dolphins, who advanced to the second round of the 2010 NIT.
- Dec. 4, 2010 — The Hurricanes win their fourth game in a row and their 18th consecutive nonconference regular season game at home with a win over West Virginia, who reached the Final Four in 2010.
- Dec. 23, 2010 — Reggie Johnson scores a season-high 21 points and pulls down 12 rebounds to lead Miami past Akron 69-61 in the final round of the Las Vegas Holiday Hoops Classic. The Hurricanes (10-3) went 4-0 in the Classic, including a 3-0 mark in Las Vegas.
- Jan. 15, 2011 — Trailing 68-67, Boston College has a chance to take the lead, but Miami backup center Julian Gamble blocks Reggie Jackson's drive. Miami's Garrus Adams then made two free throws for a 70-67 lead. The Canes went on to win 72-71 for their first ACC win of the season and improved to 8-0 at home on the season.
- Feb. 3, 2011 — Miami overcomes a season-high 28 turnovers and snaps a four-game losing streak by taking advantage of Georgia Tech's poor shooting to win 59-57. Miami built a 21-point lead with 13 ½ minutes left, then held on despite making only two baskets the rest of the way.

- Feb. 5, 2011 — After losing four straight by a combined 11 points, the Hurricanes beat Virginia in overtime to advance to 14-9 on the season and 3-6 in the ACC. Rion Brown made three free throws to tie the game with 13.7 seconds left in regulation, Adrian Thomas finished with 20 points and 10 rebounds and Miami beat Virginia 70-68 in overtime. Thomas made a career-best six 3-pointers for the Hurricanes. Reggie Johnson scored 16 and Malcolm Grant added 11 for UM.
- Feb. 9, 2011 — Reggie Johnson hits two free throws with four seconds left and Miami survived a rimmed-out 3-pointer at the buzzer to beat Wake Forest, 74-73, to snap a 13-game ACC road losing streak. Playing in his hometown, Johnson scored a career-high 25 points and grabbed seven rebounds, calmly sinking both foul shots for the 20th lead change of the night.
- Feb. 23, 2011 — Reggie Johnson scores 12 of his 15 points in the second half to help Miami hold off a Boston College charge in a 73-64 win, sweeping the season series.
- March 2, 2011 — Adrian Thomas, a sixth-year senior, scores 12 points in his final regular-season game giving UM five double figure scorers in a 80-66 win over Maryland.
- March 10, 2011 — Malcolm Grant scores 16 points as Miami rallied from 10 down in the final minute of regulation to force overtime and beat Virginia 69-62 in the first round of the ACC Tournament. Garrus Adams added 10 points for the Hurricanes (19-13), who spent most of the second half struggling to make a shot before their frantic comeback forced the extra period. Once there, Grant hit three free throws while Adams had a crucial 3-pointer and Reggie Johnson added a pair of baskets to put Miami in control.
- April 4, 2011 — Frank Haith resigns from his post as head coach at the University of Miami.

2011-12 — Coach Jim Larrañaga Era

- April 22, 2011 — University of Miami Director of Athletics Shawn Eichorst announces the hiring of Jim Larrañaga as the 12th head coach of the men's basketball program. Eichorst and Larrañaga addressed the media at a press conference at 7 p.m. on Friday in the UM Fieldhouse.
- April 28, 2011 — Head coach Jim Larrañaga announces that Eric Konkol, Michael Huger and Chris Caputo have joined his Hurricanes staff as assistant coaches. All three assistants worked with Larrañaga at George Mason. "I'm delighted that my three sidekicks from the last few years will be joining us at the University of Miami," said Larrañaga at the time of the hiring.
- May 7, 2011 — After testing the waters of the NBA Draft without hiring an agent, center Reggie Johnson elects to return to the Hurricanes for his junior season in 2011-12. Johnson participated in a combine at the Nets' practice facility in East Rutherford, N.J., in front of scouts, coaches and personnel from approximately 27 NBA teams, but decides to return to UM.
- July 1, 2011 — Junior center Reggie Johnson successfully underwent surgery on June 30 to repair a torn meniscus in his right knee after injuring the knee during a pick-up game with teammates. The 2011-12 Canes will play nine games without the 2011 All-ACC honorable mention honoree, who is sidelined until his debut on Dec. 17 vs. Florida Atlantic in the Orange Bowl Basketball Classic.
- August 23, 2011 — Less than two months after center Reggie Johnson undergoes surgery, senior Julian Gamble tears the ACL in his left leg and is out for the entire 2011-12 season. With both of Miami's returning big men injured, the Canes will rely heavily on junior transfer Kenny Kadji in the post. Gamble

is later granted a sixth year of eligibility and will play in the 2012-13 campaign.

- August 25, 2011 — Freshman Shane Larkin transfers to UM after being granted a release from DePaul in early August. Larkin becomes eligible for the second game of the season after initially being ruled out for the season due to transfer rules. The point guard from Orlando, Fla., solidifies Larrañaga's commitment that the basketball program will aggressively recruit the state of Florida.
- September 22, 2011 — Coach Jim Larrañaga is inducted into the New York City Basketball Hall of Fame, in a ceremony held at the New York Athletic Club on Central Park South at 59th Street. Larrañaga, born in The Bronx, N.Y., was joined in the Hall of Fame class by Donnie Walsh, Mike Saunders, John Warren, the late Lloyd "Sonny" Dove, Debbie Mason, Tom Henderson and Kenny Charles.
- October 19, 2011 — The University of Miami men's basketball team, in the first year under Head Coach Jim Larrañaga, is predicted to finish fifth in the ACC and senior Malcolm Grant is selected to the Preseason All-ACC Team, as announced by the league during Operation ACC Basketball.
- November 11, 2011 — Coach Larrañaga earns his first victory as the head coach of the Miami Hurricanes with a 69-58 win over Tennessee Tech in the season opener held at the BankUnited Center in Coral Gables. With the "W" the 28-year head coach improves to 471-334 overall and Miami increases its season-opener winning streak to 18 consecutive victories.
- December 1, 2011 — Coach Larrañaga announces that high school senior Tonye Jekiri have signed a National Letter of Intent with the University of Miami men's basketball program. Jekiri, a 6-11, 220-pound center from Nigeria, is a local product from Hialeah's Champagnat Catholic School.
- December 3, 2011 — With an 83-75 victory over Massachusetts, the University of Miami men's basketball team earned its 100th victory in the BankUnited Center, the team's home arena on the Coral Gables campus. In the game, Shane Larkin made his first career start as a Hurricane and Durand Scott scored a team-high 16 points, all of which were from the charity stripe.
- December 5, 2011 — Freshman Shane Larkin earns ACC Rookie of the Week honors after averaging 15.0 points, 2.0 assists and 2.0 rebounds in games at Purdue and against Massachusetts, marking the first ACC weekly honor in the Larrañaga regime. Larkin, who played high school ball at Dr. Phillips in Orlando, was 6-of-7 from long range (85.7%), hitting 9-of-18 overall from the field, and a perfect 6-of-6 at the line overall that week.
- December 17, 2011 — Center Reggie Johnson makes a massive debut in his first game back after undergoing knee surgery in June, posting 15 points, nine rebounds, five blocks and five assists and leading the Canes to a double-overtime victory over Florida Atlantic in the Orange Bowl Basketball Classic. Johnson, who was expected to play only 5-10 minutes due to recovery from surgery, was on the court for 36 ticks.
- January 18, 2012 — Coach L & Company earn the team's first ACC victory with a 76-73 win over Clemson after coming up short in a pair of games at nationally ranked No. 21/23 Virginia and No. 3 North Carolina to start the season. Against UVa, Malcolm Grant scored 16 points and made the game-clinching interception with less than five seconds left in the game to secure the win.

MIAMI MEN'S BASKETBALL HISTORY

- January 24, 2012 — Less than a week after earning the team's first ACC victory of the season, the Canes downed Georgia Tech, 64-49, in Atlanta for Miami's first ACC road win of 2012. Kenny Kadji (21) and Malcolm Grant (16) combined for 37 of the team's points and freshman Shane Larkin earned a spot in the starting lineup, the first ACC start of his career.
- January 27, 2012 — Coach Larrañaga and his staff have already made a tremendous impact on the Coral Gables community, as indicated by the three-year contract extension offered by the University of Miami. The extension will run through April 30, 2019, adding three years to his existing five-year contract which began in April 2011.
- February 5, 2012 — Miami upsets No. 7/5 Duke, 78-74 in overtime, for the Canes' first-ever win at Cameron Indoor Stadium. Reggie Johnson led the way with 27 points and 12 rebounds, leading to ACC Player of the Week honors. The victory spurred national chatter about the Canes and pushed Miami into the spotlight as UM is listed in the AP Poll for the first time since 2010.
- February 10, 2012 — The Hurricanes go on a tear, winning five-straight ACC matchups after starting the season 1-3 in league play. Beginning with wins at Georgia Tech and Boston College, Miami then defeats Maryland and knocks off No. 7/5 Duke before downing Virginia Tech in Coral Gables.
- February 26, 2012 — Miami routs in-state rival No. 15/16 Florida State, 78-62, in front of a sold out crowd at the BankUnited Center despite having Reggie Johnson on the bench after being ruled ineligible prior to the game. Following the game, students rush the court and the Hurricanes again receive national attention following a victory over a ranked team.
- March 3, 2012 — Miami honors three senior players — Malcolm Grant, DeQuan Jones and Ryan Quiglar — and the team manager — Jonathan Trock — prior to the final home game against Boston College. Coach Larrañaga started all three seniors alongside Durand Scott and Reggie Johnson. With the 77-56 win, Miami earns its best finish and record ever in the ACC, tied for fourth with a 9-7 league mark.
- March 5, 2012 — Three University of Miami basketball players — Kenny Kadji, Durand Scott and Shane Larkin — earn 2011-12 All-Atlantic Coast Conference honors, as announced by the ACC, following a vote of 62 members of the Atlantic Coast Sports Media Association (ACSMA). Kadji was selected to the All-ACC third team, Scott was voted an honorable mention performer and Larkin earned a spot on the ACC All-Freshman Team.
- March 6, 2012 — Senior Malcolm Grant is tapped into the University of Miami's prestigious Iron Arrow Society — known as the highest honor attained at the university. "The Iron Arrow Society is the highest honor bestowed upon a student or student-athlete at the University of Miami and no one is more deserving of the honor than Malcolm Grant," said Coach Jim Larrañaga.
- March 10, 2012 — In the third meeting of the season between FSU and UM, and with the Canes' leading scorer Durand Scott on the bench after being ruled ineligible before the game, Miami bows out of the Atlantic Coast Conference tournament with an 82-71 loss to No. 17 Florida State. Miami defeated Georgia Tech, 54-36, to play in the tournament's quarterfinals.

- March 20, 2012 — After earning the teams' 20th win of the season by rolling past Valparaiso, 66-50, in the first round, Miami is defeated, 78-60, by Minnesota in the second round of the National Invitation Tournament. The Canes have played in the postseason 13 of the past 18 years, and in six of the past eight seasons, with five NIT appearances and one NCAA appearance.
- March 30, 2012 — DeQuan Jones opened the 2012 Denny's Slam Dunk Contest with a perfect score of 40 from the on-site judges in the 24th Annual State Farm College Slam Dunk Championships held in New Orleans at the site of the NCAA Final Four. Jones was joined in the event by judge Jimmy Graham, a former Cane hooper and then-New Orleans Saint. Jones also participated in a pre-event Google+ Hangout on the UM campus.

2012-13 Historical Season

- October 15, 2012 — The ACC Coaches pick Miami fourth in the preseason poll, and two days later the media predicted the Canes to finish fifth in the league.
- October, 2012 — Miami earns national respect, opening the season ranked No. 24 by Blue Ribbon Yearbook, and receiving votes in both the USA TODAY (two votes) and AP (eight votes) polls.
- October 30, 2012 — As the 2012-2013 NBA season tips off, three Pro Canes were on NBA rosters with John Salmons playing for the Sacramento Kings, DeQuan Jones for the Orlando Magic and James Jones playing for the defending champion Miami HEAT.
- November 2, 2012 — The Hurricanes dropped the team's exhibition game, 69-67, to Division II St. Leo University from Tampa, Fla.
- November 7, 2012 — UM opens the regular season with an 87-79 victory over the Stetson Hatters at the BankUnited Center.
- November 13, 2012 — In the first road game of the season, the Canes fall, 63-51, to FGCU in a sold-out Alico Arena in Fort Myers, Fla. The Eagles would go on to be a Cinderella team in the NCAA Tournament, playing in the Sweet 16.
- November 28, 2012 — The unranked Hurricanes upset No. 13/14 Michigan State in the ACC/Big Ten Challenge, a turning point of the season. With the win, UM returned to the national polls, receiving votes in both.
- December 20, 2012 — Sophomore point guard Shane Larkin is added to the Bob Cousy Award watch list. Throughout the season, Larkin will be added to watch lists for the Naismith, Wooden and Lute Olson awards.
- January 4, 2013 — Coach Jim Larrañaga earns his 500th career victory as Miami opens the ACC season with a win at Georgia Tech, UM's first ACC road opener win since joining the league in 2004-05.
- January 10, 2013 — Miami travels to Chapel Hill, N.C., and defeated North Carolina for the first time in 10 meetings. The 2-0 start was Miami's best in ACC play since joining the league.
- January 21, 2013 — AP voters rank Miami No. 25, while the Canes continued to receive votes in the USA TODAY poll.
- January 22, 2013 — The University of Miami announces a sellout crowd for the UM vs. Duke game on Jan. 23. The game was only the second sellout of the BUC under its current configuration. The Canes would go on to have five sellouts in the historical season.

- January 23, 2013 — Miami upsets No. 1 Duke in the BankUnited Center, downing the Blue Devils 90-63. It was both UM and Coach L's first win over a top-ranked team. UM was the first team to beat a No. 1 team by 20+ points in the 21st century.
- January 28, 2013 — Fresh off dominant victories over No. 1 Duke and in-state rival Florida State, Miami is ranked No. 14 in the latest edition of the Associated Press Top 25 and No. 15 in the USA TODAY Coaches rankings. According to the Associated Press, Miami's climb in the AP Poll was tied for the second-largest since the poll expanded to 25 teams in 1989-90.
- February 4, 2013 — The Canes continue to climb their way up the national polls, earning No. 8 in the latest edition of the Associated Press Poll and No. 11 in the USA TODAY rankings. The No. 8 ranking in the AP Poll ties Miami's highest ranking ever, when the Canes were No. 8 on March 1, 1960. In the USA TODAY Poll, Miami is one spot short of its highest ranking, which came on March 1, 1999.
- February 5, 2013 — The U.S. Basketball Writers Association selects Miami guard Shane Larkin as its Oscar Robertson National Player of the Week for games ending the week of Sunday, Feb. 3. Larkin was also the ACC Player of the Week for his performances against Virginia Tech and NC State.
- February 9, 2013 — Miami improves to 10-0 in conference play with a dominant 87-61 victory over North Carolina in front of a sold out BankUnited Center crowd. Miami is now the first team to beat Duke and UNC by 25 points since the start of ACC play in 1953. Miami is also the first team to beat Duke and UNC by 20 plus points in the same season since Maryland in '74-75 season.
- February 11, 2013 — Following the win vs. UNC, Miami soars to its highest rankings of the season, earning a No. 3/4 rank, receiving a record 17 first-place votes in the AP Poll. The last time UM received No. 1 votes was nearly 53 years ago when the Hurricanes tallied seven first place votes and was ranked 8th on March 1, 1960. UM also established a new program high with five first-place votes in the Coaches Poll.
- February 18, 2013 — Miami makes program history AGAIN by earning a No. 2 ranking in the latest editions of both the AP and USA TODAY Coaches polls.
- February 23, 2013 — The Canes suffer their first ACC loss of the season, falling 80-65 at Wake Forest.
- March 7, 2013 — Raphael Akpejori is named to the 2012-13 All-ACC Academic Men's Basketball Team.
- March 9, 2013 — With the win over Clemson, the Hurricanes clinch sole possession of the ACC regular season championship, as well as earning the top seed in the ACC tournament. Miami's win gave them their first outright conference title in school history.
- March 11, 2013 — Fresh off the program's first-ever ACC regular-season championship, sophomore Shane Larkin, senior Kenny Kadji and Durand Scott are selected as All-ACC performers by the Atlantic Coast Sports Media Association. Larkin was named First Team All-ACC, while Kadji picked up second team honors and Scott was an honorable mention player. Guard Durand Scott was selected to the ACC's Defensive Player of the Year while Shane Larkin was on the All-Defensive Team and Larrañaga was Coach of the Year, as determined by the Atlantic Coast Sports Media Association (ACSMA).



MIAMI MEN'S BASKETBALL HISTORY

- March 12, 2013 – The ACC coaches select Coach Larrañaga Coach of the Year, Shane Larkin Player of the Year and Durand Scott Defensive Player of the Year. Larkin (1st), Kenny Kadji (2nd) and Scott (H.M.) each earned a spot on the inaugural Coaches All-ACC Basketball Team. Larkin, Scott and Julian Gamble were also named to the All-ACC Defensive Team.
- March 17, 2013 – Miami claims its first ACC Tournament title with a sweep of Boston College, NC State and North Carolina in the Greensboro Coliseum. Miami became the first school since 1974 to win the ACC outright regular-season and tournament titles in the same season. Miami is also the first ACC school outside of the state of North Carolina to do so. Shane Larkin was named the ACC Tournament MVP and Larkin and Durand Scott were named to the ACC All-Tournament first team, while Julian Gamble and Trey McKinney Jones were named to the second team.
- March 17, 2013 – ACC regular-season and tournament champion Miami Hurricanes earn the No. 2 seed in the East Region in the 2013 NCAA Division I Men's Basketball Championship. Miami was making its seventh NCAA tournament appearance in program history and only the sixth in the modern tournament era. Miami's No. 2 seed was tied for the highest in program history.
- March 22, 2013 – With a 78-49 win over 15-seed Pacific in Austin, Texas, 2-seed Miami records its first NCAA tournament victory since a 78-64 win over St. Mary's in the 2008 NCAA Tournament. The 29-point victory over Pacific was its largest margin of victory in an NCAA tournament game in program history, besting the previous mark of 21 set in 1999 vs. Lafayette College (75-54).
- March 24, 2013 – Miami downed 7-seed Illinois 63-59 in the Third Round to advance to the Sweet 16 for only the second time in school history (2000). The win increased the Hurricanes' single-season school-record wins total to 29.
- March 28, 2013 – Miami's historic season ends with a 71-61 loss to Marquette in the Sweet 16 in Washington, D.C. UM is now 6-7 all-time in seven NCAA tournament appearances.
- April 2, 2013 – Senior guard Durand Scott scores three points for the West during Friday's Reese's Division I College All-Star Game at the Georgia Dome.
- April 8, 2013 – Postseason awards roll in for the Hurricanes during Final Four weekend as Coach L was named AP, Naismith and USBWA Henry Iba National Coach of the Year. He was also USBWA District IV, NABC All-District II and Basketball Times South District Coach of the Year. Shane Larkin was named the Lute Olson National Player of the Year and All-American by the AP (second team), John Wooden, Sporting News (third team), NABC (second team), Lute Olson, Lefty Driesell (defensive) and ESPN (second team). He was also on the USBWA All-District IV Team and Basketball Times All-District Team.
- April 15, 2013 – Miami guard and ACC Defensive Player of the Year Durand Scott accepts an invitation to the Portsmouth Invitational Tournament in Virginia from April 10-13 and is selected to play for team Cherry Bekaert.
- April 18, 2013 – The State of Florida honors Coach Larrañaga and the men's basketball team with two resolutions, recognizing April 18, 2013, as "University of Miami Hurricanes Men's Basketball Team Day" in Florida. Each resolution was read and presented Thursday on the full floor of the Florida house of representatives and the full floor of the state senate.
- April 25, 2013 – The Florida Panthers honors the ACC Champion Miami Hurricanes men's basketball team with Jim Larrañaga dropping the ceremonial puck at the Panthers-Maple Leafs game at the BB&T Center.

- April 28, 2013 – Shane Larkin announces he will forego his remaining collegiate eligibility and enter the 2013 NBA Draft.
- May 5, 2013 – Shane Larkin named Most Outstanding UM Student-Athlete by the Miami Department of Athletics.
- May 10, 2013 – Coach L offers advice to graduating students while serving as the Commencement speaker for the College of Arts and Sciences and the Rosenstiel School of Marine and Atmospheric Science combined ceremony.
- May 10, 2013 – Six members of the Sweet 16 basketball team earn their college degree from the University of Miami. Two Canes – Trey McKinney Jones and Julian Gamble – are accepted graduate degrees while four student-athletes – Garrus Adams, Reggie Johnson, Kenny Kadji and Durand Scott – earned undergrad degrees.
- May 28, 2013 – The City of Coral Gables honors Coach Larrañaga and basketball team, proclaiming May 28, 2013, as "University of Miami Hurricanes Men's Basketball Day".
- June 27, 2013 – Sophomore guard Shane Larkin is selected with the No. 18 overall pick by the Atlanta Hawks during the 2013 NBA Draft at Barclays Center and was immediately traded to the Dallas Mavericks. He is the 19th Hurricane to be selected in the NBA Draft, and the first player since 2010.
- June 28, 2013 – Kenny Kadji and Durand Scott are picked up by the Cleveland Cavaliers and San Antonio Spurs, respectively, to play in the NBA Summer League.
- July 17, 2013 – Forward Raphael Akpejori is named to the National Association of Basketball Coaches (NABC) Honors Court, which recognizes those collegiate basketball student-athletes who excelled in academics during the 2012-13 season.
- August 6, 2013 – Durand Scott, the 2013 ACC Defensive Player of the Year and two-time ACC All-Tournament First Team player, accepts an offer to play professional basketball for Blusens Monbus Obradoiro in Spain. Scott signed with Obradoiro after receiving offers from teams in both Italy and Germany.
- August 6, 2013 – Durand Scott represents the Jamaican National Basketball Team in the 2013 Jack Donohue International Classic against Team Canada in Toronto.

2013-14

- August 14, 2013 – Miami Hurricanes senior forward Raphael Akpejori competes in a three game tour for Athletes in Action in Jamaica. The 6-foot-10 forward contributed to a 68-45 victory over the Jamaican NBL All-Star Team.
- September 5, 2013 – Director of Athletics Blake James announces that Miami extended men's basketball coach Jim Larrañaga's contract through May 2022.
- Sept. 7, 2013 – Coaches and players from the 2013 Miami basketball team receive their ACC Championship rings after the first quarter of the UM-UF football game.
- September 20, 2013 – Hurricanes men's basketball coach Jim Larrañaga is appointed as Adjunct Assistant Professor of Kinesiology and Sport Sciences at Miami. Due to his head coaching responsibilities, Larrañaga will be a guest lecturer at several different classes in the School of Education and Human Development.
- October 16, 2013 – The reigning conference champion Miami men's basketball team is predicted to finish 12th out of 15 teams in the Atlantic Coast Conference, as announced by the league during Operation ACC Basketball in Charlotte, N.C.
- November 8, 2013 – Defending ACC champion Miami lost its season opener, 66-62, to the St. Francis Brooklyn Terriers in overtime.

- November 11, 2013 – Manu Lecomte's two free throws with nine seconds left give Miami an 81-80 overtime victory over Georgia Southern, the Canes' first win of the season.
- November 14, 2013 – Head Coach Jim Larrañaga announces that four players – Ja'Quan Newton, James Palmer, Omar Sherman and Ivan Cruz Uceda – signed National Letters of Intent to play men's basketball for Miami beginning fall 2014.
- November 18, 2013 – Shane Larkin debuts in his first NBA game. In only nine minutes of action, Larkin totaled three points, accumulated three steals and three assists.
- November 24, 2013 – Digital Wave Productions wins a Suncoast Emmy Award for the Best Sports Daily or Weekly Program for "Hurricane Game Day, Beating Number One," a behind-the-scenes feature on the University of Miami men's basketball program and their victory against top-ranked Duke.
- December 6, 2013 – Julian Gamble receives the Player of the Month Award in France's Pro B League.
- January 2, 2014 – Miami loses 49-44 to No. 2 Syracuse in the ACC season opener, and the Orange's first game in the league.
- January 7, 2014 – Coach Jim Larrañaga awards senior walk-on Justin Heller an athletic scholarship for the 2014 spring semester.
- January 8, 2014 – Rion Brown scores 19 points to help Miami beat North Carolina 63-57. The win gave the Hurricanes their first Atlantic Coast Conference win of the season.
- January 22, 2014 – LeBron James, Dwyane Wade, James Jones, Shane Battier, Micky Arison, Kobe Bryant and Jack McClinton attend the highly anticipated Miami vs. Duke game. Jon Jay, Gaby Sanchez, Sam Shields, Gino Torretta, Ryan Kelly, and Kendall Marshall were also in attendance. Dick Vitale broadcast the game.
- January 29, 2014 – Miami's Steve Edwards, a multi-talented big guard who helped rebuild Miami's program in the mid 1990s, is selected to the 2014 ACC Legends class.
- February 22, 2014 – Rion Brown became the 35th member of Miami's 1,000 point club, scoring 22 points in a 69-42 win over visiting Boston College.
- February 25, 2014 – Raphael Akpejori is one of four Miami Hurricanes selected to receive the 2014 Weaver-James-Corrigan Award.
- February 28, 2014 – Coach Larrañaga receives Miami's Federación de Estudiantes "YUCA" Award.
- March 4, 2014 – Miami forward Donnavan Kirk joins 16 student-athletes from across the league on the 2014 All-Atlantic Coast Conference Academic Men's Basketball Team.
- March 7, 2014 – Miami closes the 2014 regular season with a senior night matchup against Wake Forest. Miami honors its six seniors – Garrus Adams, Raphael Akpejori, Rion Brown, Justin Heller, Donnavan Kirk and Erik Swoope, and two senior managers – Jordana Levinson and Josh Weisman – prior to the game.
- March 10, 2014 – Both the Atlantic Coast Sports Media Association (AC SMA) and the league's head coaches vote Miami senior Rion Brown to the All-ACC Third Team.
- March 12, 2014 – Miami defeats Virginia Tech, 57-53, and moved into the second round of the ACC Tournament.
- March 13, 2014 – The Hurricanes end the 2013-14 season with a 67-58 loss to NC State at the ACC Tournament in Greensboro, N.C.
- May 5, 2014 – Former Hurricane Trey McKinney Jones is named to the 2014 All-NBA Development League All-Rookie Third Team.

MIAMI MEN'S BASKETBALL HISTORY

- May 8, 2014 — Five Miami teams are publicly honored for being among the top 10 percent in Academic Progress Rates (APR). It marks the second straight year men's basketball received an APR Public Recognition Award.
- May 9, 2014 — Four Hurricanes men's basketball student-athletes – Rion Brown, Justin Heller, Donnavan Kirk and Erik Swoope – earn their college degrees from Miami. Garius Adams graduated in June with a bachelor's degree while teammate Raphael Akpejiori graduated in May 2015 with both a bachelor's and master's degree.
- July 3, 2014 — Six former Miami Hurricanes suit up for NBA teams in the 2014 Samsung NBA Summer League: Rion Brown (Charlotte Hornets), DeQuan Jones (Indiana Pacers), Kenny Kadji (Milwaukee Bucks), Shane Larkin (New York Knicks), Trey McKinney Jones (Miami Heat) and Durand Scott (San Antonio Spurs).
- July 29, 2014 — Miami Hurricane Manu Lecomte is named to U20 Men Division B 2014 All-Tournament Team after leading Belgium to the championship game of the FIBA U20 European Championships, Division B, held in Sarajevo, Bosnia & Herzegovina.

2014-15

- August 12-22, 2014 — The Canes embark on a 10-day educational and competitive tour to Spain. Miami flew in to Spain, touring Madrid, Toledo, Valencia and Barcelona and won four games against local Spanish teams.
- Oct. 16, 2014 — Miami receives a vote in the USA TODAY Sports Top 25 preseason coaches' poll.
- Oct. 29, 2014 — The Canes are predicted to finish 10th out of 15 teams in the Atlantic Coast Conference, as announced by the league during Operation ACC Basketball.
- Nov. 4, 2014 — Miami guard Angel Rodriguez is on the watch list for the 2015 Bob Cousy Collegiate Point Guard of the Year Award, the Naismith Memorial Basketball Hall of Fame announced.
- Nov. 14, 2014 — Sheldon McClellan scores 19 points as Miami routed Howard, 84-49, in the teams' season opener.
- Nov. 17, 2014 — Angel Rodriguez scores 24 points, none bigger than those that came on a falling-down, hand-in-the-face 3-pointer with 16 seconds remaining, and Miami overcame a 15-point deficit to upset No. 8/7 Florida 69-67.
- Nov. 23, 2014 — Sheldon McClellan had 19 points and Manu Lecomte 15 as Miami defeats Charlotte 77-58 to win its second Charleston Classic championship. Angel Rodriguez was named the Gildan Charleston Classic Most Valuable Player and Tonye Jekiri was named to the All-Tournament Team.
- Nov. 24, 2014 — Fresh off its championship run through the Charleston Classic, the basketball team makes its season debut in the top 20 of both major college basketball polls. Miami checked in at No. 17 in the Associated Press Top 25, and earned a No. 20 ranking in the USA TODAY Coaches Poll.
- Nov. 24, 2014 — Point guard Angel Rodriguez is named Atlantic Coast Conference Player of the Week, the league announced. For the week, Rodriguez averaged 16.8 points, 5.3 assists, 3.8 rebounds, 3.0 steals and 1.3 blocks per game. He hit 45.8 percent from the field, including 45.5 percent from three, and 76.5 percent from the line.
- Nov. 24, 2014 — Angel Rodriguez is named to the early-season 24-player watch list for the 2014-15 Oscar Robertson Trophy for national player of the year, by the U.S. Basketball Writers Association.

- Dec. 1, 2014 — After improving its record to 7-0, the undefeated Hurricanes move up to No. 15 in both college basketball polls, jumping five spots in the USA TODAY Coaches Poll, and two spots from No. 17 in the Associated Press Top 25.
- Dec. 1, 2014 — Guard Sheldon McClellan is named the Atlantic Coast Conference Player of the Week. The Houston native averaged 24.0 points, 6.5 rebounds, 2.5 assists and 1.0 steals in 31.5 minutes per game.
- Dec. 8, 2014 — Miami men's basketball team is ranked in the top-25 for three-straight weeks after the AP ranked the Canes No. 20 and USA TODAY put UM at No. 21, on Dec. 8.
- Dec. 15, 2014 — Miami continued its four-week reign in the top-25 after the AP ranked the Canes No. 18 and USA TODAY put UM at No. 19.
- Jan 3, 2015 — The Atlantic Coast Conference and UM Director of Athletics Blake James announces Miami's Darius Rice as a member of the 2015 ACC Men's Basketball Legends Class. Rice was recognized during the first half of the Miami vs. No. 3 Virginia men's basketball game on Saturday, Jan. 3.
- Jan. 6, 2015 — The men's basketball team visits Homestead Air Reserve Base, where the team learns about military procedures, holds an interactive basketball practice with airmen, ate dinner with the troops and takes photos with an F-16.
- Jan. 13, 2015 — Angel Rodriguez scores 24 points and Miami shot 67 percent after halftime to upset No. 4 Duke 90-74, snapping the Blue Devils' 41-game home winning streak.
- Jan. 26, 2015 — Miami re-entered the top 25 rankings, checking in at No. 23 in both the Associated Press and USA Today polls.
- Feb. 19, 2015 — Junior guard Sheldon McClellan is listed on the 16-player watch list for the inaugural 2015 Jerry West Shooting Guard of the Year Award, the Naismith Memorial Basketball Hall of Fame announced.
- March 5, 2015 — Sophomore guard Davon Reed is named to the 2015 All-Atlantic Coast Conference Academic Men's Basketball team, as announced by Commissioner John Swofford.
- March 8, 2015 — Miami forward Tonye Jekiri is named to the 2015 ACSMA All-Atlantic Coast Conference Defensive Team. Jekiri was also second in voting for Most Improved and third for Defensive Player of the Year. The native of Port Harcourt, Nigeria, led the ACC with 10.9 rebounds per game, and averaged 1.3 blocks per game in league play.
- March 8, 2015 — Tonye Jekiri, Sheldon McClellan and Angel Rodriguez are named honorable mentions to the 2015 ACSMA All-Atlantic Coast Conference Team.
- March 9, 2015 — Tonye Jekiri is named to the 2015 Coaches All-Atlantic Coast Conference Defensive Team.
- March 15, 2015 — Miami men's basketball team is selected as the No. 2 seed in the Richmond Quadrant for the 2015 Men's Basketball National Invitation Tournament.
- March 31, 2015 — Junior guard Sheldon McClellan is a finalist for the 2015 Riley Wallace Award, CollegelInsider.com announced.
- March 17, 2015 — Manu Lecomte makes 10 of 11 free throws and scored 18 points, Sheldon McClellan added 15 and Miami moved into the second round of the NIT by holding off NC Central 75-71.
- March 31, 2015 — Manu Lecomte scores 17 points, Davon Reed added 15 and Miami rally from a second-half deficit to beat Alabama 73-66 in an NIT second round game.

- March 31, 2015 — Sheldon McClellan gives Miami its first lead of the game with 1:02 remaining and the Hurricanes rally from 18 points down to beat Richmond 63-61 to advance to the NIT semifinals.
- March 31, 2015 — Second-seeded Miami travels to Madison Square Garden and defeats No. 1 seed Temple in the semifinals of the National Invitation Tournament on March 31 at 7 p.m. in New York City.
- April 2, 2015 — Miami faces Stanford in the NIT finals in Madison Square Garden, with the Canes falling, 66-64, in overtime.
- May 7, 2015 — Sheldon McClellan graduates with a BA in liberal arts and Raphael Akpejiori earns a dual degree, earning a Bachelor's of Science in mechanical engineering and a Master's of Science in mechanical engineering.



NCAA HISTORY

NCAA Tournament Results (6-7)

1959-60 (Midwest Region)

3/8/60 vs. *Western Kentucky L 107-84 Lexington, Ky.

*No team seeds in 1959-60

1997-98 (No. 11 seed — South Region)

3/13/98 vs. No. 6 UCLA L 65-62 Atlanta, Ga.

1998-99 (No. 2 seed — East Region)

3/12/99 vs. No. 15 Lafayette W 75-54 Boston, Mass.

3/14/99 vs. No. 10 Purdue L 73-63 Boston, Mass.

1999-2000 (No. 6 seed — South Region)

3/17/00 vs. No. 11 Arkansas W 75-71 Nashville, Tenn.

3/19/00 vs. No. 3 Ohio State W 75-62 Nashville, Tenn.

3/24/00 vs. No. 7 Tulsa L 80-71 Austin, Texas

2001-02 (No. 5 seed — West Region)

3/14/02 vs. No. 12 Missouri L 93-80 Albuquerque, N.M.

2007-08 (No. 7 seed — South Region)

3/21/08 vs. No. 10 St. Mary's W 78-64 Little Rock, Ark.

3/23/08 vs. No. 2 Texas L 75-72 Little Rock, Ark.

2012-13 (No. 2 seed — East Region)

3/22/13 vs. No. 15 Pacific W 78-49 Austin, Texas

3/24/13 vs. No. 7 Illinois W 63-59 Austin, Texas

3/28/13 vs. No. 3 Marquette L 61-71 Washington, D.C.

NCAA Tournament

NCAA Appearances	7
Overall Record	6-7
Sweet 16 Appearances	2

1959-60	First Round
1997-98	First Round
1998-99	Second Round
1999-2000	Sweet 16
2001-02	First Round
2007-08	Second Round
2012-13	Sweet 16

NCAA CHAMPIONSHIP RECORD

By Opponent

Opponent	W	L
Arkansas	1	0
UCLA	0	1
Illinois	1	0
Lafayette	1	0
Marquette	0	1
Missouri	0	1
Ohio State	1	0
Pacific	1	0
Purdue	0	1
St. Mary's	1	0
Texas	0	1
Tulsa	0	1
Western Kentucky	0	1

By Opponent Seed

Seed	W	L
No. 2	0	1
No. 3	1	1
No. 6	0	1
No. 7	1	1
No. 10	1	1
No. 11	1	0
No. 12	0	1
No. 15	2	0

NCAA CHAMPIONSHIP RECORDS

Record	Win	Loss	Pct	First	Last
All-Time	6	7	0.462	1960	2013
Modern	6	6	0.500	1998	2013
First Round	4	2	0.667	1998	2013
Second Round	2	2	0.500	1999	2013
Sweet 16	0	2	0.000	2000	2013

By Conference (at time of game)

Big 12	0	2	0.000	2002	2008
Big East	0	1	0.000	2013	2013
Big Ten	2	1	0.667	1999	2013
Big West	1	0	1.000	2013	2013
Ohio Valley	0	1	0.000	1960	1960
PAC-10	0	1	0.000	1998	1998
Patriot	1	0	1.000	1999	1999
SEC	1	0	1.000	2000	2000
WAC	0	1	0.000	2000	2000
West Coast	1	0	1.000	2008	2008

By Conference (current)

Big 12	0	1	1.000	2008	2008
Big East	0	1	0.000	2013	2013
Big Ten	2	1	0.667	1999	2013
Big West	1	0	1.000	2013	2013
Conference USA	0	1	0.000	2000	2000
PAC-12	0	1	0.000	1998	1998
Patriot	1	0	1.000	1999	1999
SEC	1	1	0.500	2000	2002
Sun Belt	0	1	0.000	1960	1960
West Coast	1	0	1.000	2008	2008

By Opponent's State

Arkansas	1	0	1.000	2000	2000
California	2	1	0.667	1998	2013
Illinois	1	0	1.000	2013	2013
Indiana	0	1	0.000	1999	1999
Kentucky	0	1	0.000	1960	1960
Missouri	0	1	0.000	2002	2002
Ohio	1	0	1.000	2000	2000
Oklahoma	0	1	0.000	2000	2000
Pennsylvania	1	0	1.000	1999	1999
Texas	0	1	0.000	2008	2008
Wisconsin	0	1	0.000	2013	2013

By Type

Public	4	5	0.444	1960	2013
Private	2	2	0.500	1999	2013



NIT HISTORY

NIT Results (11-12)

1960-61

3/16/61 vs. St. Louis L 58-56 New York, N.Y.

1962-63

3/16/63 vs. St. Francis (N.Y.) W 71-70 New York, N.Y.
3/19/63 vs. Providence L 106-96 New York, N.Y.

1963-64

3/12/64 vs. St. Joseph's (Pa.) L 86-76 New York, N.Y.

1994-95

3/15/95 at Penn State L 62-56 University Park, Pa.

1996-97

3/13/97 at Michigan L 76-63 Ann Arbor, Mich.

2000-01

3/14/01 at Auburn L 60-58 Auburn, Ala.

2004-05

3/15/05 at South Carolina L 69-67 Columbia, S.C.

2005-06 Miami - No. 3 Seed

3/15/06 Oklahoma State W 62-59 Coral Gables, Fla.
3/20/06 at Creighton W 53-52 Omaha, Neb.
3/22/06 at Michigan L 71-65 Ann Arbor, Mich.

2008-09 Miami - No. 4 Seed

3/18/09 at Providence W 78-66 Providence, R.I.
3/20/09 at Florida L 74-60 Gainesville, Fla.

2010-11 Miami - No. 2 Seed

3/16/11 #7 Florida Atlantic W 85-62 Coral Gables, Fla.
3/21/11 #3 Missouri State W 81-72 Coral Gables, Fla.
3/23/11 at #1 Alabama L 79-64 Tuscaloosa, Ala.

2011-12 Miami - No. 2 Seed

3/14/12 #7 Valparaiso W 66-50 Coral Gables, Fla.
3/19/12 #6 Minnesota L 78-60 Coral Gables, Fla.

2014-15 Miami - No. 2 Seed

3/17/15 #7 NC Central W 75-71 Coral Gables, Fla.
3/21/15 #6 Alabama W 73-66 Coral Gables, Fla.
3/24/15 #1 Richmond W 63-61 Richmond, Va.
3/31/15 #1 Temple W 60-57 New York City, N.Y.
4/2/15 #2 Stanford L 66-64 OT New York City, N.Y.

NIT RECORDS

NIT Appearances 12
Overall Record 11-12

1960-61	First Round	2004-05	First Round
1962-63	Second Round	2005-06	Quarterfinals
1963-64	First Round	2008-09	Second Round
1994-95	First Round	2010-11	Quarterfinals
1996-97	First Round	2011-12	Second Round
2000-01	First Round	2014-15	Finals

Record	Win	Loss	Pct	First	Last
All-Time	11	12	0.478	1961	2015
First Round	6	6	0.500	1961	2015
Second Round	3	2	0.600	2006	2015
Quarterfinals	1	3	0.250	1963	2015
Semifinals	1	0	1.000	2015	2015
Finals	0	1	0.000	2015	2015

By Conference (at time of game)

American	1	0	1.000	2015	2015
Big 12	1	0	1.000	2006	2006
Big East	1	0	1.000	2009	2009
Big Ten	0	4	0.000	1995	2012
Colonial	1	0	1.000	2015	2015
Horizon	1	0	1.000	2012	2012
Independents	0	1	0.000	1963	1963
Mid-Eastern	1	0	1.000	2015	2015
Missouri Valley	2	1	0.667	1961	2011
MTNY	1	0	1.000	1963	1963
Pac 12	0	1	0.000	2015	2015
SEC	1	4	0.200	2001	2015
Sun Belt	1	0	1.000	2011	2011

By Opponent's State

Alabama	1	2	0.333	2001	2015
California	0	1	0.000	2015	2015
Florida	1	1	0.500	2009	2011
Indiana	1	0	1.000	2012	2012
Michigan	0	2	0.000	1997	2006
Minnesota	0	1	0.000	2012	2012
Missouri	1	1	0.500	1961	2011
Nebraska	1	0	1.000	2006	2006
New York	1	0	1.000	1963	1963
North Carolina	1	0	1.000	2015	2015
Oklahoma	1	0	1.000	2006	2006
Pennsylvania	1	2	0.333	1964	2015
Rhode Island	1	1	0.500	1963	2009
South Carolina	0	1	0.000	2005	2005
Virginia	1	0	1.000	2015	2015



ACC TOURNAMENT HISTORY

ACC TOURNAMENT RECORD: 12-10

2004-05: MCI Center (Washington, D.C.)

First Round: No. 11 Virginia def. No. 6 Miami, 66-65

2005-06: Greensboro Coliseum (Greensboro, N.C.)

First Round: No. 8 Miami def. No. 9 Clemson, 66-63

Quarterfinals: No. 1 Duke def. No. 8 Miami, 80-76

2006-07: St. Pete Times Forum (Tampa, Fla.)

First Round: No. 12 Miami def. No. 5 Maryland, 67-62

Quarterfinals: No. 4 Boston College def. No. 12 Miami, 74-71 (OT)

2007-08: Charlotte Bobcats Arena (Charlotte, N.C.)

First Round: No. 5 Miami def. No. 12 NC State, 63-50

Quarterfinals: No. 4 Virginia Tech def. No. 5 Miami, 63-49

2008-09: Georgia Dome (Atlanta, Ga.)

First Round: No. 8 Virginia Tech def. No. 9 Miami, 65-47

2009-10: Greensboro Coliseum (Greensboro, N.C.)

First Round: No. 12 Miami def. No. 5 Wake Forest, 83-62

Quarterfinals: No. 12 Miami def. No. 4 Virginia Tech, 70-65

Semifinals: No. 1 Duke def. No. 12 Miami, 77-74

2010-11: Greensboro Coliseum (Greensboro, N.C.)

First Round: No. 9 Miami def. No. 8 Virginia, 69-62 (OT)

Quarterfinals: No. 1 North Carolina def. No. 9 Miami, 61-59

2011-12: Philips Arena (Atlanta, Ga.)

First Round: No. 6 Miami def. No. 11 Georgia Tech, 54-36

Quarterfinals: No. 3 Florida State def. No. 6 Miami, 82-71

2012-13: Greensboro Coliseum (Greensboro, N.C.)

Quarterfinals: No. 1 Miami 69, No. 8 Boston College 58

Semifinals: No. 1 Miami 81, No. 5 NC State 71

Finals: No. 1 Miami 87, No. 3 North Carolina 77

2013-14: Greensboro Coliseum (Greensboro, N.C.)

First Round: No. 10 Miami 57, No. 15 Virginia Tech 53

Quarterfinals: No. 7 NC State 67, No. 10 Miami 58

2014-15: Greensboro Coliseum (Greensboro, N.C.)

Second Round: No. 6 Miami 59, No. 14 Virginia Tech 49

Quarterfinals: No. 3 Notre Dame 70, No. 6 Miami 63

ACC Tournament Record by Opponent

Opponent	W	L
Boston College	1	1
Clemson	1	0
Duke	0	2
Florida State	0	1
Georgia Tech	1	0
Maryland	1	0
North Carolina	1	1
NC State	2	1
Notre Dame	0	1
Virginia	1	1
Virginia Tech	3	2
Wake Forest	1	0

ACC Tournament Record by Miami's Seed

Seed	W	L
No. 1	3	0
No. 5	1	1
No. 6	2	3
No. 8	1	1
No. 9	1	2
No. 10	1	1
No. 12	3	2

ACC TOURNAMENT RECORDS

Record	W	L	Pct	First Year	Last Year
All-Time	12	10	0.545	2005	2015
First Round	7	2	0.777	2005	2014
Second Round	1	0	1.000	2015	2015
Quarterfinals	3	6	0.333	2006	2015
Semifinals	1	1	0.500	2010	2013
Finals	1	0	1.000	2013	2013

By Opponent's State

State	W	L	Pct	First Year	Last Year
Florida	0	1	0.000	2012	2012
Georgia	1	0	1.000	2012	2012
Indiana	0	1	0.000	2015	2015
Maryland	1	0	1.000	2007	2007
Massachusetts	1	1	0.500	2007	2013
North Carolina	4	4	0.500	2006	2014
South Carolina	1	0	1.000	2006	2006
Virginia	4	3	0.571	2005	2015



POSTSEASON TEAMS - NCAA

1959-60

NCAA Tournament

Season Record: 23-4

Bruce Hale, Head Coach

12/1	Rollins	W	110-86
12/3	Jacksonville	W	106-98
12/5	Tampa	W	98-65
12/9	at Houston	W	72-63
12/10	at Centenary	L	77-84
12/12	at Loyola (La.)	W	86-70
12/14	Murray State	W	92-80
12/19	Florida	W	79-77
12/21	at Miami (Ohio)	W	83-78
12/28	vs. BYU *	W	110-93
12/29	vs. Xavier *	W	87-69
1/2	South Carolina	W (OT)	107-106
1/7	at Iona	W	69-67
1/13	at Jacksonville	W (OT)	78-70
1/14	at Florida	W	70-65
1/16	at Florida State	W	93-91
1/23	Houston	L	79-88
1/29	Oklahoma City	W	97-84
2/2	at Rollins	W	90-79
2/3	at Tampa	W	74-73
2/4	at Stetson	W	94-86
2/6	at Florida Southern	W	88-71
2/11	Stetson	L	72-73
2/18	Florida Southern	W	121-85
2/22	Kentucky Wesleyan	W	104-95
2/27	Florida State	W	107-89
3/8	vs. Western Kentucky ^	L	84-107
Season Totals			2427-2192

* Hurricane Classic | ^ NCAA Tournament

NO.	PLAYER	POS.	YR.
11	Dave Landis	G	JR
12	Ron Godfrey	F	JR
13	Dick Hickox	G	JR
14	Dod Hammond	F	SO
15	Harry Manushaw	C	JR
20	Bruce Applegate	F	JR
22	Martin Snider	G	JR
23	Ken Allen	G	SO
24	Chris Stavreti	G	SO
25	Julie Cohen	G	SO
31	Jack Spisak	F	SO
32	Bruce Shapiro	G	SO

1997-98

NCAA Tournament

Season Record: 18-10 (11-7 BIG EAST)

Leonard Hamilton, Head Coach

11/14	at Southern Illinois	W	73-61
11/16	Florida Atlantic	W	69-47
11/21	Charlotte	W	89-72
11/24	Eastern Kentucky	W	86-64
11/29	at Jacksonville	W	74-70
12/2	Rutgers *	W	63-55
12/6	Georgetown *	W	66-56
12/12	Georgia State	W	80-64
12/22	at Memphis	W	65-57
12/27	vs. Georgia Tech @	L	61-69
12/31	at Seton Hall *	W	78-65
1/3	at Pittsburgh *	W	73-65
1/6	Connecticut *	W	76-67
1/10	at West Virginia *	L	84-98
1/13	at St. John's *	L	64-73
1/18	at Syracuse *	L	67-85
1/22	Villanova *	W	78-63
1/28	at Boston College *	W	67-57
1/31	at Villanova *	L	75-78
2/4	Providence *	W	64-54
2/10	Syracuse *	L	63-72
2/14	Notre Dame *	W	66-57
2/18	at Providence *	L	57-59
2/22	at Notre Dame *	W	65-59
2/24	Seton Hall *	L	71-76
2/28	West Virginia *	W	70-66
3/4	vs. Georgetown #	L	56-62
3/13	vs. UCLA \$	L	62-65
Season Totals:			1962-1836

@ Orange Bowl Classic | * BIG EAST Game
BIG EAST Tournament | \$ NCAA Tournament

NO.	PLAYER	POS.	YR.
3	Mike Byars-Dawson	G	FR
10	Kevin Norris	G	SR
11	Jeremiah Schlie	F	FR
13	Steve Frazier	G	SR
14	Todd Manuel	G	FR
15	Nick Donovan	F	JR
20	Charles Wiseman	G	SO
21	Mike Curcio	G	JR
22	Jaime Waggoner	G	SR
30	Vernon Jennings	G/F	SO
31	Johnny Hemsley	G/F	SO
32	Lucas Barnes	G/F	SO
34	Dwayne Wimbley	F	FR
40	Tim James	F	JR
44	Elton Tyler	F	FR
51	Mario Bland	F	SO

1998-99

NCAA Tournament — Second Round

Season Record: 23-7 (15-3 BIG EAST)

Leonard Hamilton, Head Coach

11/13	at Florida Atlantic	W	97-73
11/23	at Charlotte	L	59-66
11/27	Northern Iowa	W	78-69
12/5	at Kentucky	L	65-74
12/8	Boston College *	W	77-64
12/11	UCF	W	66-56
12/18	at Georgia State	W	76-55
12/22	Memphis	W	80-64
12/27	vs. Ohio State @	W	72-64
12/30	at Georgetown *	W	64-63
1/6	St. John's *	W	84-79
1/9	Notre Dame *	L	68-71
1/13	at Rutgers *	W	74-62
1/16	at West Virginia *	W	64-55
1/20	Connecticut *	L	68-70
1/24	at Boston College *	W	75-67
1/27	Seton Hall *	W	77-71
1/30	at Pittsburgh *	L	54-60
2/3	at St. John's *	W	73-70
2/6	Georgetown *	W	71-58
2/8	at Syracuse *	W	76-63
2/13	at Providence *	W	69-65
2/16	Villanova *	W	103-82
2/20	at Connecticut *	W	73-71
2/23	Pittsburgh *	W	85-52
2/27	Rutgers *	W	68-63
3/4	vs. Georgetown #	W	65-54
3/5	vs. St. John's #	L	59-62
3/12	vs. Lafayette \$	W	75-54
3/14	vs. Purdue \$	L	63-73
Season Totals:			2178-1950

@ Orange Bowl Classic | * BIG EAST Game
BIG EAST Tournament | \$ NCAA Tournament

NO.	PLAYER	POS.	YR.
3	Mike Byars-Dawson	G	SO
4	Michael Simmons	G	FR
5	John Salmons	F	FR
11	Jeremiah Schlie	F	SO
13	João Paulo Coelho	G	FR
14	Todd Manuel	G	SO
15	Nick Donovan	F	SR
30	Vernon Jennings	G/F	JR
31	Johnny Hemsley	G/F	JR
34	Dwayne Wimbley	F	SO
40	Tim James	F	SR
42	Kevin Houston	G/F	JR
44	Elton Tyler	F	SO
51	Mario Bland	F	JR



POSTSEASON TEAMS - NCAA

1999-2000

NCAA Tournament — Sweet 16
Season Record: 23-11 (13-3 BIG EAST)
BIG EAST Regular Season Co-Champions
Leonard Hamilton, Head Coach

11/19	at UCF	W	81-54
11/23	[/24] Monmouth	W	67-46
11/30	[/25] Bethune-Cookman	W	102-75
12/4	at Memphis	L	72-82
12/7	Charlotte	L	65-75
12/11	Hartford	W	97-61
12/18	vs. #7/9 North Carolina+	L	78-68
12/20	vs. La.-Lafayette^	L	60-66
12/21	vs. Detroit Mercy^	W	68-64
12/22	vs. Illinois State^	L	78-87
12/27	Florida Atlantic	W	89-52
12/29	Quinnipiac	W	80-66
1/5	West Virginia*	W	66-58
1/8	#7/8 Syracuse*	L	55-67
1/11	at Seton Hall*	W	71-64
1/15	at Georgetown*	L	61-65
1/17	at Villanova*	W	67-66
1/22	Boston College*	W	62-54
1/25	at Notre Dame*	W	63-49
1/29	#16/18 Kentucky	L	57-60
2/1	Pittsburgh*	W	64-60
2/5	at Rutgers*	W	58-52
2/7	Georgetown*	W	77-55
2/16	Providence*	L	45-47
2/19	at #18/18 Connecticut*	W	63-57
2/22	at West Virginia*	W	68-50
2/26	Notre Dame*	W	55-52
2/29	at Pittsburgh*	W	74-66
3/5	#18/21 St. John's*	W	74-70
3/9	[23] vs. Notre Dame\$	W	61-58
3/10	[23] vs. #19/20 St. John's\$	L	57-58
3/17	[23/25] vs. Arkansas#1	W	75-71
3/19	[23/25] vs. #8/8 Ohio State#	W	75-62
3/24	[23/25] vs. #18/19 Tulsa##	L	71-80
Season Totals:			2346-2127

@ Orange Bowl Classic | ^ San Juan Shootout
* BIG EAST Game | # BIG EAST Tournament
\$ NCAA Tournament

NO.	PLAYER	POS.	YR.
0	Leroy Hurd	G/F	FR
3	Michael Simmons	G	SO
11	Jerry Schlie	F	JR
13	João Paulo Coelho	G	SO
25	Elton Tyler	F	JR
30	Vernon Jennings	G/F	SR
31	Johnny Hemsley	G/F	SR
33	James Jones	F	FR
34	Dwayne Wimbley	F	JR
45	John Salmons	F	SO
51	Mario Bland	F	JR

2001-02

NCAA Tournament
Season Record: 24-8 (10-6 BIG EAST)
Perry Clark, Head Coach

11/18	vs. Eastern Michigan!	W	93-56
11/19	vs. UAB!	W	81-79
11/20	vs. Clemson!	W	67-65
11/24	Lafayette	W	79-69
11/26	Florida Atlantic	W	74-48
11/29	Howard	W	87-71
12/3	FIU	W	77-59
12/8	at Texas A&M	W	64-55
12/15	vs. #21/24 Indiana+	W	58-53
12/18	Florida A&M	W	90-62
12/22	Charlotte	W	64-56
12/27	[24/23] at LSU	W	68-61
12/30	[24/23] St. Francis (Pa.)	W	71-48
1/2	[21/21] at #23/24 Georgetown*	W	79-71
1/5	[21/21] at Connecticut*	L	75-76
1/8	[21/20] at St. John's*	L	60-71
1/12	[21/20] at Virginia Tech*	W	77-68
1/15	[24/20] Pittsburgh*	W2OT	76-69
1/19	[24/20] Providence*	WOT	102-96
1/24	[22/19] Villanova*	W	76-58
1/29	[15/16] Boston College*	L	65-70
2/2	[15/16] #17/22 Connecticut*	W	68-66
2/5	[12/11] at Villanova*	W	65-56
2/10	[12/11] at Boston College*	L	63-76
2/13	[13/11] St. John's*	W	79-56
2/17	[13/11] at Rutgers*	L	61-64
2/23	[17/13] Notre Dame*	L	77-90
2/26	[22/18] at Providence*	W	81-65
3/2	[22/18] Virginia Tech*	W	83-77
3/7	[21/21] vs. Georgetown^	W	84-76
3/8	[21/21] vs. #7/7 Pittsburgh^	L	71-76
3/14	[21/21] vs. Missouri#	L	80-93
Season Totals:			2395-2156

^ Virgin Islands Paradise Jam
@ Orange Bowl Classic | * BIG EAST Game
BIG EAST Championship | \$ NCAA Tournament

NO.	PLAYER	POS.	YR.
1	Michael Simmons	G	JR
2	Kahleaf Watson	G	FR
4	Marcus Barnes	G	SO
5	John Salmons	F	SR
10	Brandon Okpalobi	G	SO
11	Jerry Schlie	F	SR
12	Rafael Berumen	F/C	JR
13	Paulo Coelho	G	JR
14	Rodrigue Djahue	F	SO
20	Danny Marakovits	G	SO
21	Darius Rice	F	SO
25	Elton Tyler	F/C	SR
33	James Jones	F	JR
34	William Frisby	F	SO

2007-08

NCAA Tournament — Second Round
Season Record: 23-11 (8-8 ACC)
Frank Haith, Head Coach

11/9	Florida Southern	W	104-61
11/15	vs. Marist!	W	85-61
11/16	vs. VCU!	W	69-63
11/18	vs. Providence!	W	64-58
11/24	Morgan State	W	55-51
11/28	Alabama State	W	83-74
12/2	St. John's	W	66-47
12/8	at Fla. International	W	67-53
12/13	at Mississippi State	W	64-58
12/17	[22/22] Stetson	W	89-53
12/20	[22/22] North Florida	W	85-63
12/23	[22/22] North Carolina A&T	W	95-64
12/29	[19/19] vs. Winthrop+	L	70-76
1/2	Penn	W	88-62
1/12	[25] Georgia Tech*	W	78-68
1/15	[21/24] at Boston College*	L	66-76
1/19	[21/24] at NC State*	LOT	77-79
1/23	#5/4 North Carolina*	L	82-98
1/27	#25 Clemson*	W	75-72
1/29	at Wake Forest*	L	68-70
2/2	at #3/3 Duke*	L	73-88
2/6	Florida State*	L	55-62
2/9	at Virginia Tech*	W	74-71
2/17	at Georgia Tech*	W	64-63
2/20	#5/4 Duke*	W	96-95
2/23	Maryland*	W	78-63
2/27	at Clemson*	L	69-79
3/1	Virginia*	W	95-93
3/5	Boston College*	W	74-61
3/8	at Florida State*	LOT	72-75
3/13	vs. NC State^	W	63-50
3/14	vs. Virginia Tech^	L	49-63
3/21	vs. St. Mary's (Calif.)#	W	78-64
3/23	vs. #7/7 Texas#	L	72-75
Season Totals:			2542-2309

^ Puerto Rico Tip-Off | @ Orange Bowl Classic
* ACC Game | ! ACC Tournament | \$ NCAA Tournament

NO.	PLAYER	POS.	YR.
00	Jimmy Graham	F	JR
1	Lance Hurdle	G	JR
5	Eddie Rios	G	FR
10	Landon Glover	G	SR
21	Dwayne Collins	F	SO
22	Fabio Nass	F	SR
23	James Dews	G	SO
25	Jonathan Stratton	G	SR
30	Adrian Thomas	F	SO-R
32	Brian Asbury	F	JR
33	Jack McClinton	G	JR
42	Raymond Hicks	F	SR
50	Anthony King	C	SR-R



POSTSEASON TEAMS - NCAA

2012-13

NCAA Tournament — Sweet 16

Season Record: 29-7 (15-3 ACC)

Jim Larrañaga, Head Coach

11/9	Stetson	W	87-79
11/13	at Florida Gulf Coast	L	51-63
11/16	Jacksonville	W	73-57
11/24	Detroit	W	77-62
11/28	#13/14 Michigan State §	W	67-59
12/1	at UMass	W	75-62
12/14	Charlotte	W	77-46
12/18	at UCF	W	72-50
12/22	vs. Hawaii !	W	73-58
12/23	vs. #4/5 Arizona!	L	50-69
12/25	vs. Indiana State !	LOT	55-57
1/2	La Salle	W	76-59
1/5	at Georgia Tech*	W	62-49
1/10	at North Carolina*	W	68-59
1/13	Maryland*	W	54-47
1/16	at Boston College*	W	60-59
1/23	[25] #1/1 Duke*	W	90-63
1/27	[25] Florida State*	W	71-47
1/30	[14/15] at Virginia Tech*	W	73-64
2/2	[14/15] at #19/19 NC State* W		79-78
2/5	[8/11] Boston College*	W	72-50
2/9	[8/11] North Carolina*	W	87-61
2/13	[3/4] at Florida State*	W	74-68
2/17	[3/4] at Clemson*	W	45-43
2/19	[2/2] Virginia*	W	54-50
2/23	[2/2] at Wake Forest*	L	65-80
2/27	[5/7] Virginia Tech*	W	76-58
3/2	[5/7] at #3/3 Duke*	L	76-79
3/6	[6/7] Georgia Tech*	L	69-71
3/9	[6/7] Clemson*	W	62-49
3/15	[9/10] Boston College%	W	69-58
3/16	[9/10] NC State%	W	81-71
3/17	[9/10] North Carolina%	W	87-77
3/22	[5/4] Pacific#	W	78-49
3/24	[5/4] Illinois#	W	63-59
3/28	[5/4] #15/16 Marquette##	L	61-71
Season Totals:			2,509-2,181

& Diamond Head Classic, Honolulu, Hawai'i

@ ACC/Big Ten Challenge | * ACC Game

^ ACC Tournament (Atlanta, Ga.) | § NCAA Tournament

NO.	PLAYER	POS.	YR.
0	Shane Larkin	G	SO
1	Durand Scott	G	SR
3	Steve Sorenson	G	FR
4	Trey McKinney Jones	G	SR
10	Raphael Akpejori	F	JR
12	Justin Heller	G	JR
15	Rion Brown	G	JR
21	Erik Swoope	F	JR
23	Tonye Jekiri	C	FR
25	Garrius Adams	G	SR
35	Kenny Kadji	F/C	SR
42	Reggie Johnson	C	SR
45	Julian Gamble	F/C	SR



POSTSEASON TEAMS - NIT

1960-61

National Invitation Tournament

Season Record: 20-7

Bruce Hale, Head Coach

12/1	at Rollins	W	80-62
12/3	Tampa	W	93-64
12/6	at Santa Clara	L	65-66
12/8	at San Francisco	W	68-56
12/10	at BYU	L	80-112
12/15	Florida Southern	W	87-54
12/17	Florida	W	93-74
12/28	vs. Army *	W	82-75
12/29	vs. Holy Cross *	W	77-71
1/4	Miami (Ohio)	W(2OT)	102-100
1/7	at La Salle	L	74-88
1/11	at Florida	L	73-81
1/13	at Jacksonville	W (OT)	93-84
1/14	at Florida State	L	78-89
1/21	Houston	W	89-78
1/26	Centenary	W	86-74
1/30	Louisville	W	71-69
2/1	Rollins	W	103-75
2/3	at Stetson	W	91-84
2/4	at Florida Southern	W	92-80
2/11	Loyola (La.)	W	65-61
2/15	Stetson	W	91-84
2/18	at Tampa	W	108-99
2/20	Jacksonville	W	96-80
2/23	Morehead State	W	85-70
2/25	Florida State	W	75-73
3/16	vs. St. Louis #	L	56-58
Season Totals:			2230-2036

* Hurricane Classic | # NIT

NO.	PLAYER	POS.	YR.
11	Carl Stavreti	G	SO
12	Ron Godfrey	F	SR
13	Dick Hickox	G	SR
14	Lee Woods	F	SO
15	Harry Manushaw	C	SR
20	Bruce Applegate	F	SR
21	Bruce Shapiro	G	JR
23	Ken Allen	G	SO
24	Chris Stavreti	G	JR
25	Julie Cohen	G	JR
31	Jack Spisak	F	JR
33	Lou Alix	F	SO
45	Mike McCoy	C	SO

1962-63

National Invitation Tournament

Season Record: 23-5

Bruce Hale, Head Coach

11/30	Florida	WOT	91-87
12/4	at Boston College	W	72-69
12/6	at Rhode Island	W	88-80
12/8	at Providence	W	82-75
12/13	Florida Southern	W	116-93
12/21	#/2 Duke	W	71-69
12/27	vs. Cornell*	W	94-85
12/28	vs. Pittsburgh*	W	86-85
1/3	[/15] at St. John's	W	67-59
1/4	[/15] at La Salle	L	76-78
1/9	at Jacksonville	W	103-91
1/10	at Florida	W	86-77
1/12	at Florida State	LOT	74-77
1/19	St. Peter's	W	99-75
1/24	Houston	W	71-70
1/29	at Tampa	W	78-76
1/30	[18] at Rollins	W	120-72
2/1	[18] at Stetson	L	64-66
2/2	[18] at Florida Southern	W	99-83
2/5	[18] Jacksonville	W	112-105
2/9	Louisville	W	112-84
2/12	Rollins	W	114-75
2/16	Loyola (N.O.)	L	77-84
2/18	Tampa	W	112-81
2/23	Florida State	W	99-70
2/26	Stetson	W	75-60
3/16	vs. St. Francis (N.Y.)#	W	71-70
3/19	vs. Providence#	L	96-106
Season Totals:			2505-2212

* Hurricane Classic | # NIT

NO.	PLAYER	POS.	YR.
11	Carl Stavreti	G	SR
12	Larry Kessler	G	SO
13	Bernie Butts	G	JR
14	Lee Woods	C	SR
15	Edward Fults	F	SO
20	Greg Meyer	C	SO
22	Charles Holiber	F	JR
23	Kenny Allen	G	SR
24	Rick Barry	F	SO
31	Jack Spisak	F	SR
32	Wayne Beckner	F	SO
45	Mike McCoy	C	SR

1963-64

National Invitation Tournament

Season Record: 20-7

Bruce Hale, Head Coach

12/3	Tampa	W	101-95
12/7	Florida	W	95-79
12/10	at Santa Clara	L	77-86
12/12	at St. Mary's (CA)	L	101-86
12/14	at Nevada	WOT	81-78
12/17	San Francisco	W	95-83
12/19	Rollins	W	108-90
12/27	vs. Army*	W	79-71
12/28	vs. Syracuse*	LOT	85-86
1/4	Rhode Island	W	105-88
1/8	Jacksonville	W	97-92
1/9	at Florida	L	91-114
1/11	at Florida State	L	78-80
1/18	Memphis State	W	78-69
1/23	La Salle	W	121-99
1/28	at Rollins	W	127-85
1/29	at Tampa	W	134-104
1/31	at Stetson	W	81-75
2/1	at Florida Southern	W	85-78
2/4	Jacksonville	W	117-92
2/10	Creighton	L	94-124
2/13	at Houston	L	83-93
2/15	at Loyola (N.O.)	WOT	97-90
2/18	Florida Southern	W	120-79
2/22	Stetson	W	87-70
2/29	Florida State	W	82-80
3/12	vs. St. Joseph's (Pa.)#	L	76-86
Season Totals:			2575-2352

! Hurricane Classic | # NIT

NO.	PLAYER	POS.	YR.
12	Larry Kessler	G	JR
13	Bernie Butts	G	SR
15	Charles Holiber	F	SR
20	Clark Connors	F	SO
22	John Bates	F	SO
24	Rick Barry	F	JR
25	Bob Green	G	SO
31	John Dampier	G	JR
32	Wayne Beckner	F	JR
33	Don Patrican	C	SO
34	Charles Grob	C	SO
45	Stewart Marcus	F	SO



POSTSEASON TEAMS - NIT

1994-95

National Invitation Tournament
Season Record: 15-13 (9-9 BIG EAST)
Leonard Hamilton, Head Coach

11/25	Northeastern Illinois	W	66-48
11/28	Florida Atlantic	W	76-59
11/30	Robert Morris	W	66-51
12/6	#19/19 Syracuse*	L	65-83
12/10	Florida A&M	W	67-53
12/20	at Clemson	L	55-75
12/28	UNLV+	L	55-56
12/30	Fordham	W	55-43
1/2	at Seton Hall*	L	54-72
1/7	at #12/13 Georgetown*	L	64-71
1/11	at St. John's*	W	82-79
1/18	at Providence*	W	81-75
1/21	Boston College*	W	69-68
1/25	#22/25 Villanova*	L	62-92
1/28	at #6/6 Syracuse*	L	51-76
1/31	at #4/5 Connecticut*	L	57-82
2/4	#13/13 Georgetown*	W	67-61
2/7	at #16/18 Villanova*	L	63-73
2/11	Providence*	W	69-63
2/13	St. John's*	W	71-69
2/18	at Pittsburgh*	L	61-67
2/22	Seton Hall*	W	61-57
2/25	at Boston College*	WOT	77-71
2/28	Pittsburgh*	WOT	76-68
3/2	at Florida Atlantic	W	80-70
3/4	#4/5 Connecticut*	L	67-75
3/10	vs. #24 Georgetown^	L	58-69
3/15	at Penn State#	L	56-62
Season Totals:			1831-1888

+ Orange Bowl Basketball Classic | * BIG EAST Game
^ BIG EAST Tournament | # NIT

NO.	PLAYER	POS.	YR.
0	Steve Frazier	G	SO
3	Alex Fraser	F	SO
5	Steve Rich	F	JR
10	Anthony Rosa	G	SO
11	Torey McCormick	G	SO
12	Kevin Norris	G	FR
13	Chuck Barker	G	FR
20	Mitchell Dunn	G	JR
21	Steven Edwards	G	JR
22	Jaime Waggoner	G	FR
33	Constantin Popa	C	SR
50	Brad Timpf	F	SO
52	Lorenzo Pearson	F	JR
55	Will Davis	C	SO

1996-97

National Invitation Tournament
Season Record: 16-13 (9-9 BIG EAST)
Leonard Hamilton, Head Coach

11/22	Buffalo	W	78-61
11/24	Florida Atlantic	W	83-74
11/29	at UNLV	L	43-55
12/3	St. John's*	L	57-61
12/7	#19/17 Syracuse*	W	67-63
12/13	Hartford	W	74-58
12/18	Jacksonville	W	74-57
12/22	at Tennessee	L	65-78
12/28	vs. DePaul+	W	61-45
12/30	Lehigh	W	68-32
1/2	at #25/25 Boston College*	W	65-62
1/4	at Georgetown*	W	69-67
1/8	at Pittsburgh*	L	72-76
1/11	at #8/7 Villanova*	W	61-59
1/15	Providence*	W	71-69
1/18	Georgetown*	WOT	68-65
1/22	Connecticut*	W	69-46
2/2	at Rutgers*	L	59-60
2/5	Pittsburgh*	W	78-63
2/8	Rutgers*	W	53-50
2/10	at Seton Hall*	W	61-51
2/15	at Connecticut*	L	52-72
2/19	Boston College*	L	57-59
2/22	at St. John's*	L	73-77
2/25	at Notre Dame*	L	60-69
3/1	West Virginia*	L	54-82
3/5	vs. St. John's^	WOT	76-68
3/6	vs. Georgetown^	L	59-63
3/13	vs. Michigan#	L	63-76
Season Totals:			1105-1126

+ Orange Bowl Classic | * BIG EAST Game
^ BIG EAST Tournament | # NIT

NO.	PLAYER	POS.	YR.
0	Steve Frazier	G	SR
3	Alex Fraser	F	SR
10	Anthony Rosa	G	SR
11	Torey McCormick	G	SR
12	Kevin Norris	G	JR
15	Nick Donovan	C	SO
20	Mike Curcio	G	SO
22	Jaime Waggoner	G	JR
30	Vernon Jennings	G/F	FR
31	Johnny Hemsley	G/F	FR
32	Lucas Barnes	G/F	FR
33	Clifton Clark	G/F	SR
40	Tim James	F	SO
51	Mario Bland	F	FR
55	Will Davis	C	SR

2000-01

National Invitation Tournament
Season Record: 16-13 (8-8 BIG EAST)
Perry Clark, Head Coach

11/18	at Florida Atlantic	W	76-59
11/21	Columbia	W	65-41
11/25	Northeastern	W	92-86
11/28	at Charlotte	L	63-95
12/4	at #14/12 North Carolina	L	45-67
12/9	UCF	W	83-72
12/16	vs. Nebraska+	L	64-72
12/18	Eastern Illinois	W	83-73
12/21	Memphis	W	66-57
12/27	Lehigh	W	71-52
12/29	Tennessee-Martin	W	70-54
1/3	at Pittsburgh*	L	51-62
1/7	Boston College*	L	72-73
1/10	at Virginia Tech*	L	74-85
1/13	at #24 Boston College*	L	73-82
1/16	at Providence*	W	78-64
1/20	#15/15 Connecticut*	W	77-74
1/22	at St. John's*	LOT	63-67
1/28	Providence*	L	70-80
2/1	#22/25 Seton Hall*	W	72-66
2/6	Virginia Tech*	W	86-61
2/10	St. John's*	L2OT	79-85
2/13	at #10/7 Syracuse*	W	68-57
2/17	at Villanova*	W	80-62
2/24	at Connecticut*	L	53-60
2/28	West Virginia*	W	73-66
3/3	Villanova*	W	65-53
3/7	vs. Pittsburgh^	L	69-78
3/14	vs. Auburn#	L	58-60
Season Totals:			2039-1963

+ Orange Bowl Classic | * BIG EAST Game
^ BIG EAST Tournament | # NIT

NO.	PLAYER	POS.	YR.
0	Leroy Hurd	G/F	SO
1	Michael Simmons	G	SO
3	Joe Gordon	G	JR
4	Marcus Barnes	G	FR
5	John Salmons	F	JR
10	Orlando Gonzalez	G	SR
11	Jerry Schlie	F	JR
12	Brandon Okpalobi	G	FR
14	Rodrigue Djahue	F	FR
20	Danny Marakovits	G	FR
21	Darius Rice	F	FR
32	Dwayne Wimbley	C	SR
33	James Jones	F	SO



POSTSEASON TEAMS - NIT

2004-05

National Invitation Tournament

Season Record: 16-13 (7-9 ACC)

Frank Haith, Head Coach

11/20	Wofford	W	67-64
11/23	South Carolina State	L	50-60
11/27	vs. Xavier+	LOT	70-83
11/29	Florida Atlantic	W	84-68
12/4	at #19/18 Florida	W	72-65
12/7	at FIU	W	80-67
12/12	Massachusetts	W	80-53
12/18	Stetson	W	81-50
12/23	Tennessee Tech	W	69-57
12/30	Appalachian State	W	80-63
1/2	Norfolk State	W	76-58
1/6	at #9/10 Georgia Tech*	L	69-80
1/9	#24 NC State*	W	67-66
1/12	at Virginia*	W	91-80
1/15	Florida State*	W	64-63
1/19	#4/4 Duke*	L	83-92
1/22	at #6/6 North Carolina*	L	67-87
1/26	Clemson*	W	69-65
1/29	at #5/5 Wake Forest*	L	82-94
2/2	Virginia Tech*	L	63-73
2/5	#22/24 Maryland*	WOT	75-73
2/12	at Clemson*	W	83-77
2/15	#5/5 Wake Forest*	L	63-68
2/19	at Virginia Tech*	L	58-71
2/22	at Florida State*	W	65-49
2/26	Georgia Tech*	L	72-76
3/3	at #6/6 Duke*	L	59-83
3/10	vs. Virginia^	L	65-66
3/15	at South Carolina#	L	67-69
Season Totals:			2071-2020

+ Orange Bowl Classic | * ACC game

^ ACC Tournament | # NIT

NO.	PLAYER	POS.	YR.
2	Gary Hamilton	F/C	JR
3	Lee Butler	G	JR
4	Antoine Mayhand	G	FR
10	Brandon Okpalobi	G	SR
11	Eric Wilkins	G	JR
12	Anthony Harris	G	SO
13	Guillermo Diaz	G	SO
21	Jonathan Stratton	G	FR
22	Robert Hite	G	JR
34	William Frisby	F	SR
42	Raymond Hicks	F	FR
44	Keaton Copeland	F	JR
50	Anthony King	F/C	SO
55	Glenn Batemon	C	JR

2005-06

National Invitation Tournament — Quarterfinals

Season Record: 18-16 (7-9 ACC)

Frank Haith, Head Coach

11/13	vs. Texas-Arlington!	W	76-65
11/14	vs. Air Force!	L	53-57
11/15	vs. Wisc.-Green Bay!	W	80-54
11/19	Morgan State	W	83-51
11/22	North Carolina A&T	W	87-62
11/27	at Temple	L	56-73
11/29	at Michigan\$	L	53-74
12/3	Birmingham-Southern	W	82-55
12/10	Wofford	W	71-40
12/18	at #21/19 NC State*	L	69-81
12/22	#5/5 Florida	L	67-77
12/27	Stetson	W	65-56
12/31	vs. #10/10 Louisville+	L	43-58
1/2	Sacred Heart	W	63-57
1/7	#14/12 Maryland*	W	84-70
1/14	at #20/20 North Carolina*	W	81-70
1/18	Clemson*	W	62-38
1/21	#21/21 Boston College*	L	61-65
1/24	at Virginia*	L	51-71
1/29	at Florida State*	WOT	84-78
1/31	Wake Forest*	W	78-69
2/4	at Georgia Tech*	W	70-53
2/8	#16/15 NC State*	L2OT	77-86
2/12	#23/24 North Carolina*	L	70-80
2/16	at #13/15 Boston College*	L	54-65
2/19	at #2/2 Duke*	L	71-92
2/22	Virginia Tech*	W	70-59
3/1	at Maryland*	L	61-65
3/5	Florida State*	L	64-67
3/9	vs. Clemson^	W	66-63
3/10	vs. #3/3 Duke^	L	76-80
3/15	Oklahoma State#	W	62-59
3/20	at Creighton#	W	53-52
3/22	at Michigan#	L	65-71
Season Totals:			2308-2213

! BCA Classic | + Orange Bowl Classic | * ACC Game

^ ACC Tournament | # NIT

NO.	PLAYER	POS.	YR.
00	Jimmy Graham	F	FR
2	Gary Hamilton	F/C	SR
3	Lee Butler	G	SR
11	Eric Wilkins	G	SR
12	Anthony Harris	G	JR
13	Guillermo Diaz	G	JR
15	Denis Clemente	G	FR
21	Jonathan Stratton	G	SO
22	Robert Hite	G	SR
30	Adrian Thomas	F	FR
32	Brian Asbury	G	FR
42	Raymond Hicks	F	SO
44	Keaton Copeland	F	SR
50	Anthony King	F/C	JR

2008-09

National Invitation Tournament — Second Round

Season Record: 19-13 (7-9 ACC)

Frank Haith, Head Coach

11/15	[17/16] Florida Southern	W	96-60
11/21	[17/16] vs. Southern Miss!	W	70-60
11/23	[17/16] vs. #2/2 UConn!	L	63-76
11/24	[22/21] vs. San Diego!	W	80-45
11/29	[22/21] Stetson	W	79-65
12/2	[21/22] Ohio State @	L	68-73
12/6	[21/22] at Kentucky	W	73-67
12/12	[25] Fla. International	W	76-50
12/14	[25] Robert Morris	W	70-62
12/21	#25/25 Clemson*	L	72-91
12/27	at St. John's	W	70-56
12/31	North Florida	W	94-41
1/3	NC Central	W	76-42
1/5	Florida Atlantic	W	85-69
1/10	at #24/17 Boston College*	W	77-71
1/14	Maryland*	W	62-60
1/17	at #5/6 North Carolina*	L	65-82
1/21	Florida State*	W	75-69
1/25	Virginia Tech*	LOT	83-88
1/27	at NC State*	LOT	81-84
1/31	at Maryland*	L	68-73
2/4	#7/6 Wake Forest*	W	79-52
2/7	at #4/3 Duke*	LOT	75-78
2/15	#3/3 North Carolina*	L	65-69
2/18	at Florida State*	L	67-80
2/21	Boston College*	W	69-58
2/26	at Virginia*	W	62-55
3/4	at Georgia Tech*	L	68-78
3/7	NC State*	W	72-64
3/12	vs. Virginia Tech ^	L	47-65
3/18	at Providence #	W	78-66
3/20	at Florida#	L	60-74
Season Totals:			2325-2123

! Paradise Jam | @ ACC/Big Ten Challenge

* ACC Game | ^ ACC Tournament | # NIT

NO.	PLAYER	POS.	YR.
00	Jimmy Graham	F	SR
1	Lance Hurdle	G	SR
5	Eddie Rios	G	SO
20	Cyrus McGowan	F	JR
21	Dwayne Collins	F	JR
23	James Dews	G	JR
25	Ryan Quigtar	G	FR
30	Adrian Thomas	F	JR-R
31	DeQuan Jones	G/F	FR
32	Brian Asbury	F	SR
33	Jack McClinton	G	SR
45	Julian Gamble	C	FR



POSTSEASON TEAMS - NIT

2010-11

National Invitation Tournament — Quarterfinals
Season Record: 21-15 (6-10 ACC)
Frank Haith, Head Coach

11/12	Jacksonville	W	89-77
11/15	at #19/19 Memphis	L	68-72
11/19	NC Central	W	88-65
11/21	at Rutgers	L	45-61
11/24	McNeese State	W	79-59
11/27	at FGCU	W	87-75
11/30	Ole Miss	W	86-73
12/4	West Virginia	W	79-76
12/12	Stetson!	W	68-54
12/18	vs. UCF+	L	78-84
12/21	vs. Oral Roberts!	W	69-56
12/22	vs. Rice!	W	73-67
12/23	vs. Akron!	W	69-61
12/30	Pepperdine	W	94-59
1/2	at #1/1 Duke*	L	63-74
1/8	at Clemson*	L	72-79
1/15	Boston College*	W	72-71
1/19	Florida State*	L	53-55
1/23	at NC State*	L	70-72
1/26	North Carolina*	L	71-74
1/30	at Virginia Tech*	L	68-72
2/3	Georgia Tech*	W	59-57
2/5	Virginia*	WOT	70-68
2/9	at Wake Forest*	W	74-73
2/13	#5/5 Duke*	L	71-81
2/15	at UNC Greensboro	W	78-58
2/20	Clemson*	L	59-63
2/23	at Boston College*	W	73-64
2/26	at Florida State*	L	59-65
3/2	Maryland*	W	80-66
3/6	at Georgia Tech*	L	57-66
3/10	vs. Virginia^	WOT	69-62
3/11	vs. #6/7 North Carolina^	L	59-61
3/16	Florida Atlantic#	W	85-62
3/21	Missouri State#	W	81-72
3/23	at Alabama#	L	79-64
Season Totals:			2579-2433

! Las Vegas Holiday Hoops Classic (Las Vegas, Nev.)
+ Orange Bowl Classic (Sunrise, Fla.) | * ACC Game
^ ACC Tournament (Greensboro, N.C.) | # NIT

NO.	PLAYER	POS.	YR.
1	Durand Scott	G	SO
3	Malcolm Grant	G	JR
10	Raphael Akpejiori	F	FR
11	Ryan Quigtar	G	JR
12	Justin Heller	G	FR
15	Rion Brown	G	FR
25	Garrius Adams	G	SO
30	Adrian Thomas	F	GR
31	DeQuan Jones	G/F	JR
32	Erik Swoope	F	FR
42	Reggie Johnson	C	SO
45	Julian Gamble	F/C	JR

2011-12

National Invitation Tournament — Second Round
Season Record: 20-13 (9-7 ACC)
Jim Larrañaga, Head Coach

11/11	Tennessee Tech	W	69-58
11/15	Rutgers	W	72-57
11/19	UNF	W	75-62
11/22	FGCU	W	60-50
11/25	at Ole Miss	LOT	61-64
11/29	at Purdue @	L	65-76
12/3	UMass	W	83-75
12/6	#21/20 Memphis	L	54-71
12/10	at West Virginia	L	66-77
12/17	vs FAU +	WOT2	93-90
12/22	at Charlotte	W	76-61
12/30	Appalachian State	W	84-54
1/2	UNC Greensboro	W	99-89
1/7	at #21/23 Virginia*	L	51-52
1/10	at #3/3 North Carolina*	L	56-73
1/18	Clemson*	W	76-73
1/22	NC State*	L	73-78
1/24	at Georgia Tech*	W	64-49
1/29	at Boston College*	W	76-54
2/1	Maryland*	WOT2	90-86
2/5	at #7/5 Duke*	WOT	78-74
2/9	Virginia Tech*	W	65-49
2/11	at #15/17 Florida State*	L	59-64
2/15	#8/7 North Carolina*	L	64-73
2/18	Wake Forest*	W	74-56
2/21	at Maryland*	L	70-75
2/26	#15/16 Florida State*	W	78-62
2/29	at NC State*	L	73-77
3/3	Boston College*	W	77-56
3/8	at Georgia Tech^	W	54-36
3/9	vs #17/17 Florida State ^	L	71-82
3/14	Valparaiso#	W	66-50
3/19	Minnesota#	L	60-78
Season Totals:			2332-2181

+ Orange Bowl Classic (Sunrise, Fla.)
@ ACC/Big Ten Challenge | * ACC Game
^ ACC Tournament (Atlanta, Ga.) | # NIT

NO.	PLAYER	POS.	YR.
0	Shane Larkin	G	FR
1	Durand Scott	G	JR
2	Bishop Daniels	G	FR
3	Malcolm Grant	G	SR
4	Trey McKinney Jones	G	JR
5	DeQuan Jones	G/F	SR
10	Raphael Akpejiori	F	SO
11	Ryan Quigtar	G	SR
12	Justin Heller	G	SO
15	Rion Brown	G	SO
21	Erik Swoope	F	SO
25	Garrius Adams	G	JR
35	Kenny Kadji	F/C	JR
42	Reggie Johnson	C	JR
45	Julian Gamble	F/C	SR

2014-15

National Invitation Tournament — Finals
Season Record: 25-13 (10-8 ACC)
Jim Larrañaga, Head Coach

11/14	[RV] Howard	W	84-49
11/17	[RV] at #8/7 Florida	W	69-67
11/20	[-/RV] vs. Drexel!	W	66-46
11/21	[-/RV] vs. Akron!	W	79-51
11/23	[-/RV] vs. Charlotte!	W	77-58
11/25	[17/20] at Charlotte!	W	77-74
11/28	[17/20] South Alabama	W	87-75
12/2	[15] #24/25 Illinois @	W	70-61
12/6	[15] Green Bay	L	55-68
12/8	[20/21] Savannah State	W	70-39
12/19	[18/19] Eastern Kentucky	L	44-72
12/22	[RV/RV] vs. Providence %	L	76-62
12/30	College of Charleston	W	67-40
1/3	#3/3 Virginia *	LOT2	80-89
1/10	Boston College *	W	60-56
1/13	at #4/4 Duke *	W	90-74
1/17	at #12/12 Notre Dame *	L	70-75
1/22	[RV/RV] NC State *	W	65-60
1/24	[RV/RV] at Syracuse *	W	66-62
1/28	[23] Georgia Tech *	L	50-70
2/1	[23] at Florida State *	L	54-55
2/3	#9/8 Louisville *	L	55-63
2/8	Clemson *	W	56-45
2/11	at Wake Forest *	L	70-72
2/16	at Boston College *	WOT2	89-86
2/18	Virginia Tech *	W	76-52
2/21	at #12/12 Louisville *	L	53-55
2/25	Florida State *	W	81-77
2/28	#15/18 North Carolina *	L	64-73
3/4	at Pittsburgh *	W	67-63
3/7	at Virginia Tech *	W	82-61
3/11	vs. Virginia Tech ^	W	59-49
3/12	vs. #11/9 Notre Dame ^	L	63-70
3/17	vs. #7/7 NC Central #	W	75-71
3/21	vs. Alabama #	W	73-66
3/24	at Richmond #	W	63-61
3/31	vs. Temple #	W	60-57
4/2	vs. Stanford #	LOT	66-64

! Charleston Classic, S.C. | @ ACC-Big Ten Challenge
% Brooklyn Holiday Hoops Invitational, N.Y.
* ACC game | ^ ACC Tournament (Greensboro, N.C.)
NIT

NO.	PLAYER	POS.	YR.
0	Ja'Quan Newton	G	Fr.
1	Deandre Burnett	G	RFr.
2	Joe Thomas	F	Gr.
5	Davon Reed	G	So.
10	Sheldon McClellan	G	RJr.
11	Mike Fernandez	G	So.
12	James Palmer	G	Fr.
13	Angel Rodriguez	G	RJr.
20	Manu Lecomte	G	So.
21	Kamari Murphy *	F	Jr.
22	Omar Sherman	F	Fr.
23	Tonye Jekiri	C	Jr.
33	Ivan Cruz Uceda	F	Jr.
35	Chris Stowell	F	Fr.



MIAMI IN THE POLLS

WEEK	AP	UPI
1959-60		
12/30/59	15	—
1/5/60	14	—
1/13/60	15	—
1/19/60	11	—
1/27/60	11	—
2/3/60	N/A	—
2/10/60	10	—
2/16/60	10 (3 first place)	—
2/24/60	9 (2 first place)	—
3/1/60	8 (7 first place)	—
Final	10	—
1962-63		
12/27/62	HM	—
1/2/63	HM	15
1/9/63	HM	—
1/16/63	—	HM
1/23/63	HM	—
1/30/63	—	18
2/12/63	HM	—
2/26/63	HM	—
1963-64		
12/24/63	—	HM
1/7/64	—	HM
1964-65		
Preseason	HM	16
12/23/64	—	HM
1/6/65	—	HM
1/20/65	—	T19
2/3/65	—	HM
2/17/65	HM	T19
2/23/65	HM	17
3/3/65	HM	HM
1967-68		
2/28/68	HM	—
1987-88		
Preseason	RV	RV
1995-96		
12/11/95	RV (2)	—
12/18/95	—	RV (1 pt)
1996-97		
Preseason	—	RV (3)
1/12/97	—	RV (1)
1/19/97	RV (19)	RV (9)
1/26/97	RV (32)	—
2/4/97	RV (4)	—
2/10/97	RV (18)	RV (2)
2/17/97	RV (3)	—

WEEK	AP	USA TODAY
1997-98		
11/24/97	RV (27)	—
12/1/97	RV (31)	RV (9)
12/8/97	RV (60)	RV (28)
12/15/97	RV (78)	RV (19)
12/22/97	RV (80)	RV (18)
12/29/97	RV (19)	RV (16)
1/5/98	RV (38)	RV (29)
1/12/98	RV (95)	RV (41)
1/19/98	RV (4)	RV (5)
1/26/98	—	RV (11)
2/9/98	RV (5)	—
2/23/98	RV (1)	—
3/1/98	RV (2)	—
1998-99		
Preseason	RV (12)	RV (9)
11/16/98	RV (16)	No Poll
11/23/98	RV (20)	—
11/30/98	RV (16)	—
12/6/98	RV (16)	—
12/13/98	RV (10)	RV (1)
12/20/98	RV (2)	—
12/27/98	RV (3)	—
1/4/99	RV (25)	RV (25)
1/11/99	RV (47)	RV (8)
1/18/99	25 (103)	RV (21)
1/25/99	23rd (307)	25 (61)
2/1/99	25 (156)	RV (42)
2/8/99	16 (581)	21st (142)
2/15/99	15 (824)	16 (279)
2/22/99	11 (1056)	13 (382)
3/1/99	9 (1230)	10 (473)
3/8/99	10 (1089)	12 (444)
Final	No Poll	T12 (296)
1999-2000		
Preseason	25 (222)	24 (118)
11/15/99	RV (172)	No Poll
11/22/99	RV (168)	24 (94)
11/29/99	RV (126)	25 (71)
12/6/99	RV (36)	RV (14)
12/13/99	RV (15)	RV (6)
12/20/99	RV (5)	RV (6)
12/27/99	—	RV (4)
2/21/00	RV (15)	RV (2)
2/28/00	RV (43)	RV (2)
3/6/00	23rd (185)	RV (34)
3/13/00	23rd (181)	25 (39)
Final	No Poll	20 (201)
2000-01		
Preseason	RV (2)	RV (4)
11/20/00	—	RV (18)
11/27/00	RV (1)	RV (9)

2001-02		
Preseason	—	RV (16)
11/12/01	No Poll	RV (13)
11/19/01	RV (1)	RV (10)
11/26/01	RV (3)	RV (10)
12/3/01	RV (6)	RV (12)
12/10/01	RV (29)	RV (24)
12/17/01	RV (153)	RV (54)
12/24/01	24 (277)	23rd (109)
12/31/01	21st (471)	21st (175)
1/7/02	21st (378)	20 (172)
1/14/02	24 (265)	20 (164)
1/21/02	22nd (424)	19 (209)
1/28/02	15 (642)	16 (275)
2/4/02	12 (736)	11 (344)
2/11/02	13 (728)	11 (419)
2/18/02	17 (548)	13 (348)
2/25/02	22nd (308)	18 (217)
3/3/02	20 (427)	16 (251)
3/10/02	21st (348)	21st (189)
Final	No Poll	RV (66)
2002-03		
Preseason	—	RV (1)
11/25/02	—	RV (3)
12/2/02	—	RV (4)
2004-05		
12/6/04	RV (4)	—
12/13/04	RV (3)	—
12/20/04	RV (3)	—
12/27/04	RV (3)	—
1/3/05	RV (3)	—
1/10/05	RV (9)	—
1/17/05	RV (30)	—
1/24/05	RV (1)	—
2/7/05	RV (1)	—
2/14/05	RV (6)	—
2005-06		
Preseason	RV (16)	RV (6)
11/21/05	RV (9)	—
11/28/05	RV (2)	—
1/16/06	RV (3)	RV (4)
1/23/06	RV (1)	RV (2)
1/30/06	—	RV (5)
2/6/06	RV (3)	RV (9)
2007-08		
11/26/07	RV (68)	RV (28)
12/3/07	RV (102)	RV (22)
12/10/07	RV (133)	RV (35)
12/17/07	22nd (274)	22nd (98)
12/24/07	19 (443)	19 (188)
12/31/07	RV (59)	RV (46)
1/7/08	25 (85)	RV (21)
1/14/08	21st (286)	24 (84)
1/21/08	RV (15)	RV (2)

1/28/08	RV (7)	RV (8)
2/4/08	—	RV (3)
2/25/08	RV (62)	RV (8)
3/3/08	RV (13)	—
Final	No Poll	RV (3)
2008-09		
Preseason	17 (570)	16 (233)
11/17/08	17 (591)	16 (238)
11/24/08	22nd (272)	21st (146)
12/1/08	21st (309)	22nd (158)
12/8/08	RV (63)	25 (69)
12/15/08	RV (64)	RV (48)
12/22/08	RV (6)	RV (10)
12/29/08	RV (6)	—
1/5/09	RV (8)	—
1/12/09	RV (25)	RV (4)
1/19/09	RV (8)	RV (2)
2/9/09	RV (7)	—
2/16/09	RV (2)	RV (2)
2009-10		
11/23/09	RV (24)	RV (16)
11/30/09	RV (77)	RV (47)
12/7/09	RV (46)	—
12/14/09	RV (40)	—
12/21/09	RV (50)	RV (3)
12/28/09	RV (60)	—
1/4/10	RV (70)	—
1/11/10	23rd (189)	RV (8)
2011-12		
2/6/12	RV (1)	—
2012-13		
1/21/13	25 (93)	RV (49)
1/28/13	14 (894)	15 (326)
2/4/13	8 (1,132)	11 (485)
2/12/13	3 (17 first place)	4 (5 first place)
2/18/13	2 (20 first place)	2 (7 first place)
2/25/13	5 (1,317)	7 (581)
3/4/13	6 (1,245)	7 (568)
3/11/13	9 (1,082)	10 (502)
3/18/13	5 (1,353)	4 (639)
Final	—	10 (487)
2014-15		
11/10/14	—	RV (1)
11/17/14	—	RV (1)
11/24/14	17 (521)	20 (160)
12/1/14	15 (697)	15 (324)
12/8/14	20 (359)	T21 (168)
12/15/14	18 (426)	19 (164)
12/22/14	RV (27)	RV (17)
1/19/15	RV (41)	RV (13)
1/26/15	23 (164)	23 (59)



MIAMI VS. RANKED OPPONENTS

1960-61	AP	UPI			
1/30/61	7		Louisville	W	71-69

1962-63	AP	UPI			
12/21/62	2		Duke	W	71-69

1964-65	AP	UPI			
12/12/64	10	13	St. John's	L	79-77
2/2/65		20	Miami (Ohio)	W	100-85

1965-66	AP	UPI			
12/9/65		11	at San Francisco	L	105-89

1966-67	AP	UPI			
12/28/66		17	Western Kentucky	L	94-89
2/18/67	7	8	Houston	L	105-86
2/25/67		17	at St. John's	L	97-70

1967-68	AP	UPI			
2/15/68	1		at Houston	L	106-64

1969-70	AP	UPI			
12/12/69	2		at UCLA	L	127-69
12/30/69	5		Ohio University	L	99-74
1/10/70	7		at Jacksonville	L	121-87
2/14/70	13		at Houston	L	118-98
2/28/70	9		Florida State	L	112-96
3/4/70	6		Jacksonville	L	108-97

1970-71	AP	UPI			
1/9/71	7		at Jacksonville	L	124-82
3/2/71	9		Jacksonville	L	94-75

1985-86	AP	UPI			
2/19/86	2		at Duke	L	104-82
2/22/86	14		Notre Dame	L	126-73

1986-87	AP	UPI			
12/6/86	1		at North Carolina	L	122-77
1/17/87	20		at Kansas	L	82-47
2/21/87	18		at Florida	L	99-60
3/5/87	20		at Notre Dame	L	65-49

1987-88	AP	UPI			
11/27/87	9		vs. Michigan	L	109-76
12/30/87	11		vs. Purdue	L	110-82
1/2/88	18		Georgetown	L	82-78
1/6/88	9		at Duke	L	107-69
2/9/88	8		BYU	L	99-86

1988-89	AP	UPI			
12/10/88	1		Duke	L	117-102
1/7/89	5		at Georgetown	L	112-79
1/12/89	12		Kansas	W	87-86
1/24/89	20		Providence	L	106-91

1989-90	AP	UPI			
12/19/89	20		at Arizona	L	83-53
1/10/90	1		Kansas	L	100-73
2/5/90	25		at North Carolina	L	87-74

1990-91	AP	UPI			
12/14/90	11		Georgia	L	78-60
3/6/91	25		at DePaul	L	75-58

MIAMI JOINED BIG EAST CONFERENCE

1991-92	AP	UPI			
1/2/92	5		at Connecticut *	L	85-62
1/7/92	18		at Seton Hall *	L	64-52
1/11/92	20		at Syracuse *	L	73-57
1/14/92	17		St. John's *	W	45-42
1/18/92	8		Connecticut *	L	77-58
2/29/92	22		Syracuse *	L	68-63
3/4/92	22		Seton Hall *	L OT	90-82
3/13/92	21		vs. Georgetown	L	77-64

1992-93	AP	UPI			
12/7/92	6		at Seton Hall *	L	65-56
1/2/93	10		Georgetown *	W	80-69
1/6/93	24		at Pittsburgh *	L	85-78
1/9/93	21		at Syracuse *	L	89-81
1/23/93	20		Pittsburgh *	L	86-84
2/20/93	25		St. John's *	W	82-77
2/23/93	14		Seton Hall *	L	85-73

1993-94	AP	USA TODAY			
12/22/93	12	18	at Syracuse *	L	81-52
1/15/94	20	20	at Boston College *	L	69-49
2/5/94	5	6	at Connecticut *	L	73-57
2/22/94	5	--	Connecticut *	L	74-49
3/1/94	14	--	Syracuse *	L	71-69

1994-95	AP	USA TODAY			
12/6/94	19	19	Syracuse *	L	83-65
1/7/95	12	13	at Georgetown *	L	71-64
1/25/95	22	25	Villanova *	L	92-62
1/28/95	6	6	at Syracuse *	L	76-51
1/31/95	4	5	at Connecticut *	L	82-57
2/4/95	13	13	Georgetown *	W	67-61
2/7/95	16	18	at Villanova *	L	73-63
3/4/95	4	5	Connecticut *	L	75-67
3/10/95	24	--	vs. Georgetown	L	69-58

1995-96	AP	USA TODAY			
12/5/95	2	2	Villanova *	L	70-68
1/3/96	11	12	Syracuse *	W	75-66
1/6/96	7	6	at Connecticut *	L	73-52
1/13/96	5	5	at Georgetown *	L	72-67
1/27/96	7	7	at Villanova *	L	90-62
2/1/96	18	16	at Syracuse *	L	72-51
2/10/96	22	21	Boston College *	L	62-58
3/7/96	6	6	vs. Georgetown	L	92-62

1996-97	AP	USA TODAY			
12/7/96	19	17	Syracuse *	W	67-63
1/2/97	25	25	at Boston College *	L	65-62
1/11/97	8	7	at Villanova *	W	61-59

1997-98	AP	USA TODAY			
11/21/97	17	17	Charlotte	W	89-72
12/27/97	--	23	Georgia Tech *	L	69-61
1/6/98	8	8	Connecticut *	W	76-67
1/10/98	25	21	at West Virginia *	L	98-84
1/18/98	15	15	at Syracuse *	L	85-67
2/10/98	23	20	Syracuse *	L	72-63
2/28/98	19	19	West Virginia *	W	70-66
3/13/98	19	20	vs. UCLA	L	65-62

1998-99	AP	USA TODAY			
12/5/98	8	8	at Kentucky	L	74-65
1/6/99	10	9	St. John's *	W	84-79
1/20/99	1	1	Connecticut *	L	70-68
2/3/99	9	10	at St. John's *	W	73-70
2/8/99	18	17	at Syracuse *	W	76-63
2/20/99	2	2	at Connecticut *	W	73-71
3/5/99	9	10	vs. St. John's	L	62-59

1999-2000	AP	USA TODAY			
12/18/99	7	9	North Carolina	L	78-68
1/8/00	7	8	Syracuse *	L	67-55
1/29/00	16	18	Kentucky	L	60-57
2/19/00	18	18	at Connecticut *	W	63-57
3/5/00	18	21	St. John's *	W	74-70
3/10/00	19	20	vs. St. John's	L	58-57
3/19/00	8	8	vs. Ohio State	W	75-62
3/24/00	18	19	vs. Tulsa	L	80-71

2000-01	AP	USA TODAY			
12/4/00	14	12	at North Carolina *	L	67-45
1/13/01	24	--	at Boston College *	L	82-73
1/20/01	15	15	Connecticut *	W	77-74
2/1/01	22	25	Seton Hall *	W	72-66
2/13/01	10	7	at Syracuse *	W	68-57

2001-02	AP	USA TODAY			
12/15/01	21	24	Indiana	W	58-53
1/2/02	23	24	at Georgetown *	W	79-71
2/2/02	17	22	Connecticut *	W	68-66
3/8/02	7	7	vs. Pittsburgh	L	76-71

2002-03	AP	USA TODAY			
12/21/02	13	13	vs. Florida	L 2OT	94-93
1/11/03	3	3	at Connecticut *	L OT	83-80
1/20/03	11	8	Connecticut *	W	77-76

2003-04	AP	USA TODAY			
1/7/04	12	13	at North Carolina	L	89-64
1/10/04	15	15	Pittsburgh *	L 2OT	84-80
2/14/04	--	25	Syracuse *	L	91-74
2/18/04	8	8	at Connecticut *	L	76-63
2/21/04	19	17	at Providence *	L	70-57

* Conference game



MIAMI VS. RANKED OPPONENTS

MIAMI JOINED ACC

2004-05	AP	USA TODAY			
12/4/04	19	18	at Florida	W	72-65
1/6/05	9	10	at Georgia Tech *	L	80-69
1/9/05	--	24	NC State *	W	67-66
1/19/05	4	4	Duke *	L	92-83
1/22/05	6	6	at North Carolina *	L	87-67
1/29/05	5	5	at Wake Forest *	L	94-82
2/5/05	22	24	Maryland *	W OT	75-73
2/15/05	5	5	Wake Forest *	L	68-63
3/3/05	6	6	at Duke *	L	83-59

2005-06	AP	USA TODAY			
12/18/05	21	19	at NC State *	L	81-69
12/22/05	5	5	Florida	L	77-67
12/31/05	10	10	vs. Louisville	L	58-43
1/7/06	14	12	Maryland *	W	84-70
1/14/06	20	20	at North Carolina *	W	81-70
1/21/06	21	21	Boston College *	L	65-61
2/8/06	16	15	NC State *	L 2OT	86-77
2/12/06	23	24	North Carolina *	L	80-70
2/16/06	13	15	at Boston College *	L	65-54
2/19/06	2	2	at Duke *	L	92-71
3/10/06	3	3	vs. Duke	L	80-76

2006-07	AP	USA TODAY			
12/3/06	21	25	Georgia Tech *	W	90-82
1/10/07	--	25	at Maryland *	W	63-58
1/14/07	11	11	Duke *	L	85-63
1/23/07	24	23	Virginia Tech *	L	92-85
1/31/07	3	3	at North Carolina *	L	105-64
2/21/07	24	19	Virginia *	W	68-60
3/8/07	17	21	vs. Maryland	W	67-62

2007-08	AP	USA TODAY			
1/23/08	5	4	North Carolina *	L	98-82
1/27/08	--	25	Clemson *	W	75-72
2/2/08	3	3	at Duke *	L	88-73
2/20/08	5	4	Duke *	W	96-95
3/23/08	7	7	vs. Texas	L	75-72

2008-09	AP	USA TODAY			
11/23/08	2	2	vs. Connecticut	L	76-63
12/21/08	25	25	Clemson *	L	91-72
1/10/09	24	17	at Boston College *	W	77-71
1/17/09	5	6	at North Carolina *	L	82-65
2/4/09	7	6	Wake Forest * ^	W	79-52
2/7/09	4	3	at Duke *	L OT	78-75
2/15/09	3	3	North Carolina *	L	69-65

2009-10	AP	USA TODAY			
2/10/10	20	20	Georgia Tech *	W	64-62
2/17/10	6	6	Duke *	L	81-74
3/13/10	4	4	vs. Duke	L	77-74

2010-11	AP	USA TODAY			
11/15/10	19	19	at Memphis	L	72-68
1/2/11	1	1	at Duke *	L	74-63
2/13/11	5	5	Duke *	L	81-71
3/11/11	6	7	vs. North Carolina	L	61-59

JIM LARRAÑAGA ERA

2011-12	AP	USA TODAY			
12/06/11	21	20	Memphis	L	71-54
01/07/12	21	23	at Virginia *	L	52-51
01/10/12	3	3	at North Carolina *	L	73-56
02/05/12	7	5	at Duke *	W OT	78-74
02/11/12	15	17	at Florida State *	L	64-59
02/15/12	8	7	North Carolina *	L	73-64
02/26/12	15	16	Florida State *	W	78-62
03/09/12	17	17	vs. Florida State	L	82-71

2012-13	AP	USA TODAY			
11/28/12	13	14	Michigan State	W	67-59
12/23/12	4	5	vs. Arizona	L	69-50
1/23/13	1	1	Duke *	W	90-63
2/2/13	19	19	at NC State *	W	79-78
3/2/13	3	3	at Duke *	L	79-76
3/28/13	15	16	vs. Marquette	L	71-61

2013-14	AP	USA TODAY			
01/04/14	2	2	at Syracuse *	L	49-44
01/22/14	18	18	Duke *	L	67-46
01/25/14	2	2	Syracuse *	L	49-44
02/05/14	25	22	Pittsburgh *	L OT	59-55
2/26/14	12	11	at Virginia *	L	65-40

2014-15	AP	USA TODAY			
11/17/14	8	7	at Florida	W	69-67
12/2/14	24	25	Illinois	W	70-61
1/3/15	3	3	Virginia *	L 2OT	89-80
1/13/15	4	4	at Duke *	W	90-74
1/17/15	12	12	at Notre Dame *	L	75-70
2/3/15	9	8	Louisville *	L	63-55
2/21/15	12	12	at Louisville *	L	55-53
2/28/15	15	18	North Carolina *	L	73-64
3/12/15	11	9	vs. Notre Dame	L	70-63

* Conference game

ALL-TIME VS. RANKED OPPONENTS

HIGHEST RANKED OPPONENT DEFEATED AT HOME

#1/1 Duke, 90-63, Jan. 23, 2013

HIGHEST RANKED OPPONENT DEFEATED ON ROAD

#2/2 Connecticut, 73-71, Feb. 20, 1999

VS. RANKED TEAMS ALL-TIME

Overall	50-141
Home	33-55
at BankUnited Center	14-23
Away	15-65
Neutral	2-21
Overtime + 2OT	1-6
Single Overtime	1-2
Double Overtime	0-4

VS. RANKED TEAMS SINCE THE REBIRTH (1985-86)

Overall	47-127
Home	30-48
Away	15-58
Neutral	2-21

VS. RANKED OPPONENTS SINCE JOINING ACC ('04-05)

Overall	22-52
Home	13-21
Away	8-21
Neutral	1-10
Conference Games	17-37
ACC Tournament	1-5
NCAA Tournament	0-2
Reg. Season, Non-Conf.	4-6

OVERALL NON-CONFERENCE GAMES

(includes conference tournament & postseason games)

Overall	12-57
Home	8-18
Away	2-20
Neutral	2-19

UNDER COACH JIM LARRAÑAGA

Overall	8-20
Home	4-8
Away	4-8
Neutral	0-4
Conference Games	5-15
ACC Tournament	0-2
NCAA Tournament	0-1
Reg. Season, Non-Conference	3-1



1,000 POINTS CLUB

1. RICK BARRY (1962-65) 2,298

YEAR	GP	FG-A	PCT	3FG-A	PCT	FT-A	PCT	PTS-AVG
62-63	24	162-341	.475	—	—	131-158	.829	455-19.0
63-64	27	314-572	.549	—	—	242-287	.843	870-32.1
64-65	26	340-651	.522	—	—	292-341	.859	973-37.4
TOTAL	77	816-1564	.522	—	—	665-786	.846	2298-29.8

2. ERIC BROWN (1985-89) 2,270

YEAR	GP	FG-A	PCT	3FG-A	PCT	FT-A	PCT	PTS-AVG
85-86	28	174-346	.503	—	—	112-156	.718	460-16.4
86-87	31	183-388	.472	14-38	.368	114-145	.786	494-15.9
87-88	30	193-333	.580	4-13	.308	161-229	.703	551-18.4
88-89	31	255-437	.584	9-32	.281	246-310	.794	765-24.7
TOTAL	120	805-1504	.535	27-83	.325	633-840	.754	2270-18.9

3. DON CURNUTT (1967-70) 2,006

YEAR	GP	FG-A	PCT	3FG-A	PCT	FT-A	PCT	PTS-AVG
67-68	28	268-559	.480	—	—	99-120	.825	635-22.7
68-69	24	262-613	.428	—	—	138-170	.812	662-27.6
69-70	25	283-644	.439	—	—	143-166	.861	709-28.4
TOTAL	77	813-1816	.448	—	—	380-456	.833	2006-26.1

4. DARIUS RICE (2000-04) 1,865

YEAR	GP	FG-A	PCT	3FG-A	PCT	FT-A	PCT	PTS-AVG
00-01	29	140-352	.398	62-183	.339	67-93	.720	409-14.1
01-02	32	155-405	.383	76-208	.365	92-115	.800	478-14.9
02-03	27	170-399	.426	67-184	.364	99-129	.767	506-18.7
03-04	28	166-408	.407	55-180	.306	85-106	.802	472-16.9
TOTAL	116	631-1564	.403	260-755	.344	343-443	.774	1865-16.1

5. ROBERT HITE (2002-06) 1,717

YEAR	GP	FG-A	PCT	3FG-A	PCT	FT-A	PCT	PTS-AVG
02-03	28	74-187	.396	20-62	.323	35-41	.854	203-7.3
03-04	30	168-344	.488	51-135	.378	68-79	.861	455-15.2
04-05	29	179-429	.417	72-189	.381	71-82	.866	501-17.3
05-06	34	201-446	.451	85-207	.411	71-87	.816	558-16.4
TOTAL	121	622-1406	.442	228-593	.384	245-289	.848	1717-14.2

6. TIM JAMES (1995-99) 1,713

YEAR	GP	FG-A	PCT	3FG-A	PCT	FT-A	PCT	PTS-AVG
95-96	28	117-221	.529	2-6	.333	46-85	.541	282-10.1
96-97	29	165-380	.434	2-8	.250	73-120	.608	405-14.0
97-98	28	184-379	.485	4-17	.235	97-144	.674	469-16.8
98-99	30	215-451	.477	12-41	.293	115-165	.697	557-18.6
TOTAL	115	681-1431	.476	20-72	.278	331-514	.644	1713-14.9

7. JACK MCCLINTON (2006-09) 1,702

YEAR	GP	FG-A	PCT	3FG-A	PCT	FT-A	PCT	PTS-AVG
06-07	31	163-403	.404	91-207	.440	102-114	.895	519-16.7
07-08	32	179-418	.428	94-220	.427	114-124	.919	566-17.7
08-09	32	200-445	.449	101-223	.453	116-131	.885	617-19.3
TOTAL	95	542-1266	.428	286-650	.440	332-369	.900	1702-17.9

8. DURAND SCOTT (2009-13) 1,650

YEAR	GP	FG-A	PCT	3FG-A	PCT	FT-A	PCT	PTS-AVG
09-10	33	126-277	.455	16-58	.276	71-106	.670	339-10.3
10-11	36	162-364	.445	27-69	.391	139-166	.837	490-13.6
11-12	30	136-300	.453	19-61	.311	97-122	.795	388-12.9
12-13	33	156-344	.453	36-102	.353	85-113	.752	433-13.1
TOTAL	132	580-1285	.451	98-290	.338	392-507	.773	1650-12.5

9. DENNIS BURNS (1985-89) 1,594

YEAR	GP	FG-A	PCT	3FG-A	PCT	FT-A	PCT	PTS-AVG
85-86	28	172-361	.476	—	—	35-60	.583	379-13.5
86-87	29	103-236	.436	1-10	.100	36-61	.590	243-8.4
87-88	31	203-400	.508	5-29	.172	67-106	.632	478-15.4
88-89	31	212-412	.515	3-5	.600	67-104	.644	494-15.9
TOTAL	119	690-1409	.490	9-44	.205	205-331	.619	1594-13.4

10. DICK HICKOX (1958-61) 1,529

YEAR	GP	FG-A	PCT	3FG-A	PCT	FT-A	PCT	PTS-AVG
58-59	25	161-378	.426	—	—	131-162	.809	453-18.1
59-60	27	219-460	.476	—	—	158-198	.798	596-22.1
60-61	27	180-437	.412	—	—	120-152	.788	480-17.8
TOTAL	79	560-1275	.439	—	—	409-512	.799	1529-19.4

11. JOHNNY HEMSLEY (1996-00) 1,497

YEAR	GP	FG-A	PCT	3FG-A	PCT	FT-A	PCT	PTS-AVG
96-97	24	30-87	.345	4-16	.250	19-24	.792	83-3.5
97-98	24	123-300	.410	26-96	.271	66-84	.786	338-14.1
98-99	30	183-408	.449	70-175	.400	98-125	.784	534-17.8
99-00	30	194-488	.398	64-200	.320	90-106	.849	542-18.1
TOTAL	108	530-1283	.413	164-487	.337	273-339	.805	1497-13.9

12. GUILLERMO DIAZ (2003-06) 1,477

YEAR	GP	FG-A	PCT	3FG-A	PCT	FT-A	PCT	PTS-AVG
03-04	30	132-268	.493	35-76	.461	54-77	.701	353-11.8
04-05	29	190-417	.456	61-168	.363	97-137	.708	538-18.6
05-06	34	194-467	.415	78-214	.364	120-152	.789	586-17.2
TOTAL	93	516-1152	.448	174-458	.380	271-366	.740	1477-15.9

13. STEVEN EDWARDS (1992-96) 1,393

YEAR	GP	FG-A	PCT	3FG-A	PCT	FT-A	PCT	PTS-AVG
92-93	27	127-304	.418	79-207	.382	97-140	.693	430-15.9
93-94	27	76-213	.357	57-164	.348	34-56	.607	243-9.0
94-95	28	102-285	.358	64-195	.328	91-118	.771	359-12.8
95-96	28	114-295	.386	65-200	.325	68-101	.673	361-12.9
TOTAL	110	419-1097	.382	265-766	.346	290-415	.699	1393-12.7

14. RON GODFREY (1958-61) 1,384

YEAR	GP	FG-A	PCT	3FG-A	PCT	FT-A	PCT	PTS-AVG
58-59	25	149-329	.453	—	—	106-143	.741	404-16.2
59-60	27	176-389	.452	—	—	159-207	.768	511-18.9
60-61	27	193-401	.481	—	—	83-119	.698	469-17.4
TOTAL	79	518-1119	.463	—	—	348-469	.742	1384-17.5

15. JAMES JONES (1999-03) 1,356

YEAR	GP	FG-A	PCT	3FG-A	PCT	FT-A	PCT	PTS-AVG
99-00	33	52-122	.426	10-32	.313	15-18	.833	129-3.9
00-01	29	122-285	.428	41-87	.471	60-74	.811	345-11.9
01-02	32	133-332	.401	33-105	.314	111-132	.841	410-16.9
02-03	28	157-351	.447	40-100	.400	118-142	.831	472-16.9
TOTAL	122	464-1090	.426	124-324	.383	304-366	.831	1356-11.1

16. MIKE WITTMAN (1964-67) 1,319

YEAR	GP	FG-A	PCT	3FG-A	PCT	FT-A	PCT	PTS-AVG
64-65	24	65-141	.461	—	—	37-61	.726	167-7.0
65-66	26	208-446	.466	—	—	151-206	.733	567-21.8
66-67	26	219-453	.483	—	—	147-184	.799	585-22.3
TOTAL	76	492-1040	.473	—	—	335-451	.743	1319-17.4



1,000 POINTS CLUB

17. JOE WYLIE (1988-91)

1,297

YEAR	GP	FG-A	PCT	3FG-A	PCT	FT-A	PCT	PTS-AVG
88-89	25	105-202	.520	3-6	.500	55-104	.529	268-10.7
89-90	28	210-430	.488	3-11	.273	91-153	.595	514-18.4
90-91	28	186-400	.465	0-4	.000	143-194	.737	515-18.4
TOTAL	81	501-1032	.485	6-21	.286	289-451	.641	1297-16.0

26. KEVIN PRESTO (1985-89)

1,156

YEAR	GP	FG-A	PCT	3FG-A	PCT	FT-A	PCT	PTS-AVG
85-86	28	117-253	.462	—	—	57-70	.814	291-10.4
86-87	31	96-239	.402	69-170	.406	70-78	.897	331-10.7
87-88	31	81-200	.405	47-125	.376	56-60	.933	265-8.5
88-89	31	82-219	.374	54-158	.342	51-61	.836	269-8.7
TOTAL	121	376-911	.413	170-453	.375	234-269	.870	1156-9.6

18. WILLIE ALLEN (1968-71)

1,293

YEAR	GP	FG-A	PCT	3FG-A	PCT	FT-A	PCT	PTS-AVG
68-69	24	134-300	.447	—	—	84-138	.609	352-14.7
69-70	26	164-356	.461	—	—	116-188	.617	444-17.1
70-71	25	184-404	.455	—	—	129-227	.568	497-19.9
TOTAL	75	482-1060	.455	—	—	329-553	.595	1293-17.2

27. CONSTANTIN POPA (1991-95)

1,132

YEAR	GP	FG-A	PCT	3FG-A	PCT	FT-A	PCT	PTS-AVG
91-92	32	81-187	.433	0-1	.000	54-100	.540	216-6.8
92-93	27	145-275	.527	0-0	.000	66-111	.595	356-13.2
93-94	27	100-216	.463	0-0	.000	47-67	.701	247-9.1
94-95	27	126-239	.527	0-0	.000	61-84	.726	313-11.6
TOTAL	113	452-917	.493	0-1	.000	228-362	.630	1132-10.0

19. JOHN SALMONS (1998-2002)

1,287

YEAR	GP	FG-A	PCT	3FG-A	PCT	FT-A	PCT	PTS-AVG
98-99	29	61-127	.480	10-41	.244	29-40	.725	161-5.6
99-00	34	109-240	.454	29-85	.341	73-92	.793	320-9.4
00-01	29	137-289	.474	25-71	.352	88-111	.793	387-13.3
01-02	32	137-297	.461	22-71	.310	123-146	.842	419-13.1
TOTAL	124	444-953	.466	86-268	.321	313-389	.805	1287-10.4

28. RION BROWN (2010-14)

1,124

YEAR	GP	FG-A	PCT	3FG-A	PCT	FT-A	PCT	PTS-AVG
10-11	36	51-141	.362	32-90	.356	22-33	.697	157-4.4
11-12	31	73-171	.427	41-104	.394	36-47	.766	223-7.2
12-13	36	79-215	.367	38-130	.292	35-47	.745	231-6.4
13-14	33	174-403	.432	63-199	.317	102-135	.756	513-15.5
TOTAL	136	377-930	.405	174-523	.333	196-262	.748	1124-8.3

20. DWAYNE COLLINS (2006-10)

1,245

YEAR	GP	FG-A	PCT	3FG-A	PCT	FT-A	PCT	PTS-AVG
06-07	32	106-197	.538	0-0	.000	62-107	.579	274-8.6
07-08	34	120-218	.550	0-0	.000	54-108	.500	294-8.6
08-09	31	109-193	.565	0-0	.000	112-192	.583	330-10.6
09-10	29	128-212	.604	0-0	.000	91-160	.569	347-12.0
TOTAL	126	463-820	.565	0-0	.000	319-567	.563	1245-9.9

29. JAMES DEWS (2006-10)

1,090

YEAR	GP	FG-A	PCT	3FG-A	PCT	FT-A	PCT	PTS-AVG
06-07	31	37-108	.343	16-58	.276	7-12	.583	97-3.1
07-08	34	121-283	.428	58-156	.372	49-54	.907	349-10.3
08-09	32	94-239	.393	44-132	.333	31-41	.756	263-8.2
09-10	33	147-328	.448	52-143	.364	35-47	.745	381-11.5
TOTAL	130	399-958	.417	170-489	.348	122-154	.792	1090-8.4

21. MIKE MCCOY (1960-63)

1,231

YEAR	GP	FG-A	PCT	3FG-A	PCT	FT-A	PCT	PTS-AVG
60-61	27	88-197	.446	—	—	33-61	.541	209-7.7
61-62	26	199-485	.410	—	—	70-122	.574	468-18.0
62-63	28	237-530	.447	—	—	80-132	.606	554-19.8
TOTAL	81	524-1212	.432	—	—	183-315	.581	1231-15.2

30. WHITEY CAMPBELL (1946-50)

1,076

YEAR	GP	FG-A	PCT	3FG-A	PCT	FT-A	PCT	PTS-AVG
46-50	—	417	—	—	—	134	—	1076

31 (t). JULIE COHEN (1959-62)

1,042

YEAR	GP	FG-A	PCT	3FG-A	PCT	FT-A	PCT	PTS-AVG
59-60	27	120-300	.400	—	—	99-152	.651	339-12.6
60-61	27	132-275	.480	—	—	62-95	.653	326-12.1
61-62	26	136-329	.414	—	—	105-143	.734	377-14.5
TOTAL	80	388-904	.429	—	—	266-390	.682	1042-13.0

31 (t). DICK MIANI (1952-56)

1,042

YEAR	GP	FG-A	PCT	3FG-A	PCT	FT-A	PCT	PTS-AVG
52-56	—	392	—	—	—	258	—	1042

23. GENE STAGE (1955-58)

1,192

YEAR	GP	FG-A	PCT	3FG-A	PCT	FT-A	PCT	PTS-AVG
55-56	26	155-353	.439	—	—	68-100	.680	378-14.5
56-57	26	158-375	.421	—	—	145-186	.779	461-17.7
57-58	22	137-303	.452	—	—	79-103	.767	353-16.1
TOTAL	74	450-1031	.436	—	—	292-389	.751	1192-16.1

33. REGGIE JOHNSON (2009-13)

1,039

YEAR	GP	FG-A	PCT	3FG-A	PCT	FT-A	PCT	PTS-AVG
2009-10	32	60-115	.522	0-0	.000	84-107	.785	204-6.4
2010-11	36	165-279	.591	0-0	.000	100-150	.667	430-11.9
2011-12	23	88-179	.492	4-11	.364	51-72	.708	231-10.0
2012-13	26	57-150	.380	1-10	.100	59-87	.678	174-6.7
TOTAL	117	370-723	.512	5-21	.238	294-416	.707	1,039-8.9

24. RUSTY PARKER (1965-68)

1,190

YEAR	GP	FG-A	PCT	3FG-A	PCT	FT-A	PCT	PTS-AVG
65-66	26	140-254	.551	—	—	63-97	.650	343-13.2
66-67	26	118-255	.463	—	—	53-75	.726	289-12.6
67-68	28	214-406	.527	—	—	130-162	.802	558-19.9
TOTAL	80	472-915	.516	—	—	246-334	.737	1190-14.9

34. JEROME SCOTT (1988-92)

1,038

YEAR	GP	FG-A	PCT	3FG-A	PCT	FT-A	PCT	PTS-AVG
88-89	17	19-53	.358	6-18	.333	11-21	.524	55-3.2
89-90	27	89-207	.430	19-62	.306	43-65	.662	240-8.9
90-91	28	129-305	.423	33-86	.384	81-114	.711	372-13.3
91-92	32	122-308	.396	27-80	.338	100-142	.704	371-11.6
TOTAL	104	359-873	.411	85-246	.346	235-342	.687	1038-10.0

25. MALCOLM GRANT (2009-12)

1,185

YEAR	GP	FG-A	PCT	3FG-A	PCT	FT-A	PCT	PTS-AVG
09-10	33	99-252	.393	61-148	.412	59-78	.756	318-9.6
10-11	36	158-378	.418	94-222	.423	122-143	.853	532-14.8
11-12	31	105-310	.339	68-206	.330	57-71	.803	335-10.8
TOTAL	100	362-940	.385	223-576	.387	238-292	.815	1185-11.9

35. RICK JONES (1964-67)

1,029

YEAR	GP	FG-A	PCT	3FG-A	PCT	FT-A	PCT	PTS-AVG
64-65	26	100-257	.389	—	—	56-70	.800	256-9.9
65-66	26	160-381	.420	—	—	134-153	.876	454-17.5
66-67	26	114-293	.388	—	—	91-114	.798	319-12.3
TOTAL	78	374-931	.402	—	—	281-337	.834	1029-13.2

HURRICANE LETTERMEN

A - A - A

Adams, Brandon	1988-92
Adams, Garrius	2009-14
Akpejiori, Raphael	2010-14
Angelus, Charles	1945-46
Alix, Lou	1961-62
Allen, Antoine	2009-10
Allen, Ken	1960-63
Allen, Willie	1968-71
Alter, Foster	1930-31
Applegate, Bruce	1958-61
Arterburn, Harold	1953-55
Asbury, Brian	2005-09
Ashman, Rodger	1926-29

B - B - B

Barker, Chuck	1994-96
Barnes, Lucas	1996-98
Barnes, Marcus	2000-02
Barry, Rick	1962-65
Batemon, Glenn	2004-05
Bates, John	1963-64, 1965-67
Bazil, Alex	1940-41
Beckner, Wayne	1962-65
Berghoff, Dick	1957-58
Berumen, Rafael	2001-03
Bland, Mario	1996-00
Bleier, Ted	1927-29
Boyle, Gene	1939-40
Brown, Eric	1985-89
Brown, Rion	2010-14
Buncum, Omari	2006-07
Burdette, Marty	1955-58
Burnett, Deandre	2014-15
Burns, Dennis	1985-89
Burton, Trevor	1989-93
Butler, Lee	2004-06
Butts, Bernie	1962-64
Byars-Dawson, Mike	1997-99

C - C - C

Caldwell, Justin	1989-91
Cambell, Bob "Whitey"	1946-50
Canaday, Wayne	1968-70
Cantrell, Dennis	1967-70
Carbonneau, Harold	1927-28
Carifeo, George	1940-42
Carroll, Bob	1947-48
Carson, James	1952-55
Catha, Larry	1926-29
Chadroff, Sy	1949-52
David Champouillon	1985-86
Clark, Adam	1991-93
Clark, Clifton	1995-97

Clarke, Karron	2003-04
Clemente, Denis	2005-07
Cobb, Don	1947-49
Coelho, João Paulo	1998-00, 2001-03
Cohen, Julie	1959-62
Collins, Dwayne	2006-10
Contreras, Edward	1956-59
Copeland, Keaton	2004-07
Corcoran, John	1938-39
Courtney, Cliff	1927-28
Crowe, Luke	1930-31
Cruz Uceda, Ivan	2014-16
Curcio, Mike	1996-98
Curnutt, Don	1967-70

D - D - D

Dampier, John	1963-65
Davis, Jerry	1956-57, 1958-59
Davis, Howard	1938-40
Davis, Will	1992-97
Dawson, Tim	1985-88
Denton, Bob	1952-54
Dews, James	2006-10
Diaz, Guillermo	2003-06
Djahue, Rodrigue	2000-04
Donovan, Nick	1995-99
Douglas, Bob	1941-42
Doyle, Keith	1945-46
Dunn, Eddie	1938-39
Dunn, Mitchell	1994-95
Dusewicz, Adam	1991-94

E - E - E

Edwards, Lou	1945-47
Edwards, Steven	1992-96
El-Bassiouni, Tarik	1999-00
Elliott, Doug	1989-91
Evans, John	1928-29, 1930-31

F - F - F

Fernandez, Michael	2013-15
Ferrara, Tony	1947-50
Fisher, Michael	1946-47
Focht, Dick	1950-51
Franklin, Alfred "Red"	1927-29
Fraser, Alex	1993-97
Frazier, Steve	1992-96, 97-98
Friedman, Abe	1946-50
Friedman, Mike	1955-56
Frisby, William	2001-02, 2003-05

G - G - G

Gamble, Julian	2008-13
Gardner, Joe	1956-59

Gardner, Michael	1991-94
Gay, Charles	1969-70
Gee, Junior	1964-67
Gilbert, Lawrence	2006-07
Glenn, Darrell	1985-86
Glover, Landon	2006-08
Godfrey, Ron	1958-61
Gonzalez, Orlando	1999-01
Gordon, Joe	2000-01
Graham, Jimmy	2005-09
Grant, Malcolm	2009-12
Green, Bob	1963-67
Green, Tom	1967-69
Grist, Joe	1949-51
Grob, Charles	1963-66
Guimento, Chuck	1938-40

H - H - H

Hagan, Arthur	1945-46
Hamilton, Gary	2002-06
Hamilton, George	1938-39
Hammond, Dod	1959-60
Hanley, Charles	1967-68
Hansen, Louis	1928-29, 1930-31
Harden III, Leonard	2003-04
Harris, Anthony	2003-07
Harris, Lionel	1970-71
Harvey, Tim	1985-87
Heffer, Larry	1961-62
Heller, Justin	2010-14
Hemsley, Johnny	1996-00
Hickox, Dick	1958-61
Hicks, Raymond	2004-08
High, Tshombe	1993-94
Hilbish, Tom	1938-41
Hill, Dan	1930-31
Hite, Robert	2002-06
Hoban, Gene	1954-56
Hocker, Thomas	1987-90
Hoffman, Richard	1951-53
Holiber, Charles	1961-63
Horford, Tito	1986-88
Houston, Kevin	1998-99
Howard, Lemuel	1986-87
Howell, Douglas	1953-55
Hubbard, Lee	1970-71
Hughes, Bryan	1985-87
Hurd, Leroy	1999-01
Hurdle, Lance	2007-09
Hutslar, Mike	1967-70

I - I - I

Ibach, Ervin	1946-49
Ingemi, Mike	1947-48
Isles, David	1994-95

J - J - J

James, Harvey	1945-46
James, Tim	1995-99
Jekiri, Tonye	2012-16
Jennings, Vernon	1996-00
Johnson, Jamal	1993-94
Johnson, Reggie	2009-13
Jones, DeQuan	2008-12
Jones, James	1999-03
Jones, Rick	1964-67
Jupin, Gene	1941-42

K - K - K

Kadji, Kenny	2011-13
Kahn, Andy	1990-91
Kasulin, Al	1941-42
Keene, Howard	1950-53
Kees, James	1940-41
Kessler, Larry	1962-63
Kichefski, Robert	1954-55
Kieserman, Jim	1991-92
King, Anthony	2003-06, 2007-08
Kirk, Donnavan	2009-10, 13-14
Kisker, David	1970-71
Klein, Richard	1970-71
Klima, Edward	1953-56
Kojkowski, Stanley	1955-57
Konel, Dave	1939-40
Krutulis, Joe	1939-42

L - L - L

Landis, Dave	1958-60
Larkin, Shane	2011-13
Law, Rick	1969-71
Lawrence, Anthony	1991-93
Lawrence, Bruce	1954-55
Lawrence, Pat	1991-94
Lecomte, Manu	2013-15
Lee, Harford	1940-41
Leidy, Bob	1957-58
Lipchick, Pete	1945-46
Logan, Reo	2000-01
Logan, Samarr	1989-92
Lutsky, Kal	1946-47
Lyons, Herman	1927-29

M - M - M

MacDonald, Mackey	1948-51
Manuel, Todd	1997-98
Manushaw, Harry	1958-61
Marakovits, Danny	2000-03
Marcus, Stewart	1963-66
Mayhand, Antoine	2004-05
Masters, Tom	1966-69



HURRICANE LETTERMEN

McClellan, Sheldon	2014-16
McClellan, William	1948-49
McClinton, Jack	2006-09
McCormick, Torey	1993-97
McCoy, Mike	1960-63
McGowan, Cyrus	2008-10
McGuire, John	1926-28
McKinney Jones, Trey	2011-13
McNulty, Joe	1946-48
Mell, John	1945-46
Mercurio, Marion	1928-29
Miani, Richard	1952-56
Moore, Bruce	1987-89
Morris, Edwin	1955-58
Morton, Jake	1988-93
Munley, Joe	1956-58
Murray, Robert	1954-55
Musante, Andy	1941-42

N - N - N

Nass, Fabio	2006-08
N'Diaye, Ismael	2002-03
Nebel, Norm	1957-59
Newton, Ja'Quan	2014-p
Nicholas, Dave	1952-53
Noblet, Mike	1985-87
Norris, Kevin	1994-98
Noti, Charles	1966-68
Nugent, Nick	1955-56
Nylin, Bob	1969-70

O - O - O

O'Brien, Jimmy	1926-27
Oesch, Harold	1938-39
Okpalobi, Brandon	2000-05
O'Neil, Jack	1951-52
Oram, Harold	1926-28
O'Riordan, Kevin	1970-71
Osbourne, John	1968-70

P - P - P

Palmer, James	2014-p
Parker, Chris	1991-94
Parker, Rusty	1965-68
Patrican, Don	1963-66
Pearson, Lorenzo	1992-96
Polnitz, Reggie	1987-89
Popa, Constantin	1991-95
Presto, Kevin	1985-89
Prieto, Ernest	1953-56

Q - Q - Q

Quiglar, Ryan	2008-12
---------------	---------

R - R - R

Randon, Joseph	1988-92
Reed, Davon	2013-p
Rice, Darius	2000-04
Rich, Steve	1993-96
Richardson, Mark	1985-89
Rios, Eddie	2007-09
Roberson, Terrell	1985-86
Roberts, Oti	1999-00
Rodgers, Dan	1965-68
Rodriguez, Angel	2014-16
Rosa, Anthony	1992-96
Ross, Joe	1987-91
Ryan, Jack	1948-49
Ryskamp, Kenneth	1954-55

S - S - S

Salmons, John	1998-02
Schayowitz, Willie	1951-54
Schlie, Jerry	1997-99, 2000-02
Schneckenberg, Bob	1985-87
Schneider, Jack	1949-52
Schuler, Harold	1946-47
Schuyler, Charles	1947-48
Scott, Durand	2009-13
Scott, Jerome	1988-92
Scott, Tom	1940-41
Shapiro, Bruce	1959-61
Sherman, Omar	2014-p
Shipe, Paul	1990-91
Silvis, Richard	1951-52
Simmons, Michael	1998-99, 2000-03
Sistik, Phil	1945-46
Skalaski, Charles	1945-46
Snell, Willie	1970-71
Snider, Martin	1958-60
Soens, Bill	1966-68
Solie, Lloyd	1927-29, 1930-31
Steve Sorenson	2012-14
Spagnolo, Bob	1969-71
Spisak, Jack	1959-60, 1961-63
Stage, Gene	1955-58
Stanton, Bob	1926-28
Stavreti, Carl	1960-63
Stavreti, Chris	1959-62
Steiner, Bob	1955-56, 1957-58
Stevenson, Jerry	1967-69
Stowell, Chris	2014-p
Stratton, Jonathan	2004-08
Strong, Donald	1970-71
Surratt, Armondo	2002-04
Swaby, Ochiel	1991-92
Swoope, Erik	2010-14

T - T - T

Talbot, Robert George	1956-57
Thistlethwaite, Mark	1956-57
Thomas, Adrian	2005-11
Thomas, Joe	2014-15
Timpf, Brad	1992-96
Tobin, John	1939-42
Tracy, Art	1939-40
Tucker, Dick	1939-41
Turonis, Pete	1956-57
Tyler, Elton	1997-00, 2001-02

V - V - V

Volkman, Mike	1964-66
---------------	---------

W - W - W

Waggoner, Jaime	1994-98
Walker, Jermaine	1996-97
Ward, Hammie	1989-93
Warren, Joel	1985-89
Watson, Kaleaf	2001-02
Weinstein, Gerald	1946-50
Welch, Ron	1968-70
Westover, Brian	1970-71
Wilkins, Eric	2002-06
Williams, Levertis	1987-89
Wimbley, Dwayne	1997-01
Wiseman, Charles	1997-98
Wittman, Mike	1964-67
Woods, Lee	1960-63
Wrench, Roger	1949-52
Wylie, Joe	1988-91

Y - Y - Y

Yanuck, Mel	1950-53
Younts, Austin	1928-29
Yovicsin, Anthony	1946-47

1984-85 PRACTICE TEAM

Bill Foster, Head Coach
Clint Bryant, Assistant Coach
Seth Greenberg, Assistant Coach
Cesar Odio, Assistant Coach
Adam Burden
Dennis Burns
David Champouillon
Tim Dawson
Tim Harvey
Bryan Heller
George Smith
Jeff Swilley
Kevin Presto
Robert Scheckenberg
Robert Selby
Greg Upshaw
Reuben ?

TEAM CAPTAINS

1926-27	Rodger Ashman
1927-28	Rodger Ashman
1928-29	Rodger Ashman
1939-40	Tom Hilbish
1940-41	Tom Hilbish
1941-42	John Tobin
1948-49	Abe Friedman
1951-52	Sy Chadroff
1952-53	Mel Yanuck
1954-55	Harold Arterburn
1955-56	Dick Miani
1956-57	Gene Stage
1957-58	Marty Burdette
1958-59	Joe Gardner
1959-60	Bruce Applegate
1960-61	Dick Hickox
1961-62	Julie Cohen
1962-63	Kenny Allen
1963-64	Wayne Beckner
1964-65	Wayne Beckner
1995-96	Steven Edwards, Alex Fraser
1996-97	Alex Fraser,
	Torey McCormick (AC), Kevin Norris (AC)
2000-01	John Salmons, Dwayne Wimbley
2001-02	John Salmons,
	James Jones, Elton Tyler
2002-03	Paulo Coelho, James Jones,
	Darius Rice, Mike Simmons
2003-04	Rob Hite, Darius Rice
2005-06	Guillermo Diaz, Rob Hite,
	Anthony Harris, Anthony King
2006-07	Anthony Harris, Anthony King
2007-08	Anthony King, Jack McClinton
2008-09	Jack McClinton, Jimmy Graham
2009-10	Dwayne Collins, James Dews
2010-11	Malcolm Grant, Durand Scott
2011-12	Malcolm Grant,
	DeQuan Jones, Durand Scott
2012-13	Julian Gamble, Durand Scott
	Reggie Johnson, Kenny Kadji,
	Trey McKinney Jones,
2013-14	Garrius Adams,
	Raphael Akpejori, Rion Brown,
	Donnavan Kirk, Erik Swoope
2014-15	Angel Rodriguez
	Sheldon McClellan

ALL-AMERICANS | NBA & ABA DRAFTS

DICK HICKOX, 1960

AP Second Team, UPI Second Team

YEAR	GP	FG-FGA	FG%	FT-FTA	FT%	REB	RPG	PTS	PPG
1958-59	25	161-378	.426	131-162	.809	98	3.9	453	18.1
1959-60	27	219-460	.476	158-198	.798	100	3.7	596	22.1
1960-61	27	180-437	.412	120-152	.788	138	5.1	480	17.8
TOTALS	79	560-1275	.439	409-512	.799	336	4.3	1529	19.4

RICK BARRY, 1965

Consensus First Team

YEAR	GP	FG-FGA	FG%	FT-FTA	FT%	REB	RPG	PTS	PPG
1962-63	24	162-341	.475	131-158	.829	351	14.6	455	19.0
1963-64	27	314-572	.549	242-287	.843	448	16.6	870	32.1
1964-65	26	340-651	.522	292-341	.859	475	18.3	973	37.4
TOTALS	77	816-1564	.522	665-786	.846	1274	16.5	2298	29.8

DON CURNUTT, 1970

AP Second Team, UPI Second Team

YEAR	GP	FG-FGA	FG%	FT-FTA	FT%	REB	RPG	PTS	PPG
1967-68	28	268-559	.480	99-120	.825	64	2.3	635	22.7
1968-69	24	262-613	.428	138-170	.812	72	3.0	662	27.6
1969-70	25	283-644	.439	143-166	.861	54	2.2	709	28.4
TOTALS	77	813-1816	.448	380-456	.833	190	2.5	2006	26.1

TIM JAMES, 1999

AP Third Team, NABC Third Team

YEAR	GP	FG-FGA	FG%	3FG-3FGA	3FG%	FT-FTA	FT%	REB	RPG	PTS	PPG
1995-96	28	117-221	.529	2-6	.333	46-85	.541	151	5.4	282	10.1
1996-97	29	165-380	.434	2-8	.250	73-120	.608	196	6.8	405	14.0
1997-98	28	184-379	.485	4-17	.235	97-144	.674	263	9.4	469	16.8
1998-99	30	215-451	.477	12-41	.293	115-165	.697	246	8.2	557	18.6
TOTALS	115	681-1431	.476	20-72	.278	331-514	.644	856	7.4	1713	14.9

SHANE LARKIN, 2013

AP Second Team, NABC Second Team, John Wooden All-American, The Sporting News Third Team, Lute Olson All-American, Lefty Driesell Defensive All-American

YEAR	GP	FG-FGA	FG%	3FG-3FGA	3FG%	FT-FTA	FT%	REB	RPG	PTS	PPG
2011-12	32	73-203	.360	32-99	.323	60-70	.857	80	2.5	52	7.4
2012-13	36	183-382	.479	69-170	.406	87-112	.777	138	3.8	522	14.5
TOTALS	68	256-585	.438	101-269	.375	147-182	.808	218	3.2	760	11.2

UM PLAYERS SELECTED IN THE NBA DRAFT

Player	Team	Year	Rd-Overall pick
Dick Miani	New York Knicks	1956	Knicks' 10th selection
Mike McCoy	Detroit Pistons	1963	3rd Round-21st overall
Rick Barry	San Francisco Warriors	1965	1st Round-2nd overall
Mike Wittman	St. Louis Hawks	1967	5th Round-49th overall
Rusty Parker	Atlanta Hawks	1968	5th Round-61st overall
Bill Soens	Philadelphia 76ers	1968	11th Round-145th overall
Don Curnutt	New York Knickers	1970	10th Round-170th overall
Wayne Canady	Portland Trail Blazers	1970	15th Round-218th overall
Willie Allen	Baltimore Bullets	1971	4th Round-60th overall
Tito Horford	Milwaukee Bucks	1988	2nd Round-39th overall
Joe Wylie	Los Angeles Clippers	1991	2nd Round-38th overall
Constantin Popa	Los Angeles Clippers	1995	2nd Round-53rd overall
Tim James	Miami Heat	1999	1st Round-25th overall
John Salmons	San Antonio Spurs	2002	1st Round-26th overall
James Jones	Indiana Pacers	2003	2nd Round-49th overall
Guillermo Diaz	Los Angeles Clippers	2006	2nd Round-52nd overall
Jack McClinton	San Antonio Spurs	2009	2nd Round-51st overall
Dwayne Collins	Phoenix Suns	2010	2nd Round-60th overall
Shane Larkin	Atlanta Hawks	2013	1st Round-18th overall

UM PLAYERS SELECTED IN THE ABA DRAFT

Player	Team	Year	Round
Mike Wittman	Anaheim Amigos	1967	12th Round
Bill Soens	New York Nets	1968	10th Round
Rusty Parker	Oakland Oaks	1968	8th Round
Don Curnutt	Indiana Pacers	1970	7th Round
Willie Allen	Miami Floridians	1971	12th Round



UM, REGIONAL AND NATIONAL HONOR ROLL

ACADEMIC & UM AWARDS

VERIZON ACADEMIC ALL-AMERICA

James Jones 2003, Second Team

VERIZON ALL-ACADEMIC DISTRICT III

James Jones 2002
James Jones 2003

NABC HONORS COURT

Raphael Akpejori 2013

RETIRED JERSEYS

Rick Barry #24 1962-65
Tim James #40 1995-99

HONORED JERSEYS

2010
Don Curnutt #11 1967-70
Dick Hickox #13 1958-61
Jack McClinton #33 2006-09

UM MOST OUTSTANDING ATHLETE

Shane Larkin 2012-13

UM'S IRON ARROW SOCIETY

Malcolm Grant 2012

NATIONAL AWARDS

ALL-AMERICANS

1960
Dick Hickox AP (2nd), UPI
1965
Rick Barry Consensus
1970
Don Curnutt AP (2nd), UPI (2nd)
1999
Tim James AP (3rd), NABC (3rd)
2013
Shane Larkin AP (2nd), NABC (2nd)
Sporting News (3rd), ESPN
John Wooden, Lute Olson
Lefty Driesell (Defensive)

NATIONAL PLAYER OF THE YEAR

2013
Shane Larkin Lute Olson

COACH OF THE YEAR

1995
Leonard Hamilton UPI
2013
Jim Larrañaga AP, Naismith, Henry Iba
ESPN (First Team)

NATIONAL PLAYER OF THE WEEK

2008
Dwayne Collins ESPN.com, 2/25/08
Dwayne Collins Rivals.com, 2/25/08
2013
Shane Larkin Oscar Robertson, 2/4/13

NATIONAL COACH OF THE WEEK

Jim Larrañaga Jan. 28, 2013

SLAM DUNK & 3-POINT CHAMPIONSHIPS

2009
Jack McClinton 3-point Champion
2011
DeQuan Jones Slam Dunk participant

REESE'S SENIOR ALL-STAR GAME

Durand Scott 2013

WORLD'S 100 MOST INFLUENTIAL PEOPLE BY TIME MAGAZINE

Will Allen 2010

REGIONAL / TOURNAMENTS

NATIONAL ASSOCIATION OF BASKETBALL COACHES ALL-DISTRICT 6

2002
Darius Rice First Team
John Salmons Second Team
2003
Darius Rice First Team
2004
Darius Rice First Team
2005
Guillermo Diaz First Team
2006
Guillermo Diaz First Team
Robert Hite First Team
2009
Jack McClinton First Team

NATIONAL ASSOCIATION OF BASKETBALL COACHES DISTRICT COACH OF THE YEAR

Frank Haith 2005 (District 6)
Jim Larrañaga 2013 (District II)

USBWA ALL-DISTRICT IV

2006
Guillermo Diaz First Team
2013
Shane Larkin First Team

USBWA DISTRICT COACH OF THE YEAR

Jim Larrañaga 2013 (District IV)

BASKETBALL TIMES ALL-DISTRICT

2013
Shane Larkin South Team

BASKETBALL TIMES COACH OF THE YEAR

Jim Larrañaga 2013 (South District)

NCAA TOURNAMENT

CHEVROLET PLAYER OF THE GAME

1998
Johnny Hemsley vs. UCLA, 3/13/98

ALL-TOURNAMENT TEAMS

2001 Virgin Islands Paradise Jam
John Salmons Tournament MVP
Darius Rice All-Tournament Team

2001 Orange Bowl Basketball Classic
James Jones Game MVP

2007 O'Reilly Auto Parts Puerto Rico Tip-Off
Jack McClinton All-Tournament Team

2011 Orange Bowl Basketball Classic
Kenny Kadji Game MVP

2014 Gildan Charleston Classic
Angel Rodriguez Most Valuable Player
Tonye Jekiri All-Tournament Team
2014 NIT
Sheldon McClellan All-Tournament Team
Davon Reed All-Tournament Team



CONFERENCE HONOR ROLL

ACC

ACC COACH OF THE YEAR

Jim Larrañaga 2012-13 Coaches / ACSMA

ACC PLAYER OF THE YEAR

Shane Larkin 2012-13 Coaches

ACC DEFENSIVE PLAYER OF THE YEAR

Durand Scott 2012-13 Coaches / ACSMA

FIRST TEAM ALL-ACC

Jack McClinton 2007-08
Jack McClinton 2008-09
Shane Larkin 2012-13 Coaches / ACSMA

SECOND TEAM ALL-ACC

Guillermo Diaz 2004-05
Guillermo Diaz 2005-06
Kenny Kadji 2012-13 Coaches / ACSMA

THIRD TEAM ALL-ACC

Robert Hite 2005-06
Jack McClinton 2006-07
Malcolm Grant 2010-11
Kenny Kadji 2011-12
Durand Scott 2012-13 Coaches
Rion Brown 2013-14 Coaches / ACSMA

HONORABLE MENTION ALL-ACC

Robert Hite 2004-05
Reggie Johnson 2010-11
Durand Scott 2011-12
Durand Scott 2012-13 ACSMA
Tonye Jekiri 2014-15 ACSMA
Sheldon McClellan 2014-15 ACSMA
Angel Rodriguez 2014-15 ACSMA

ACC ALL-ROOKIE TEAM

Durand Scott 2009-10
Shane Larkin 2011-12

ACC ALL-DEFENSIVE TEAM

Anthony King 2004-05
Shane Larkin 2012-13 Coaches / ACSMA
Durand Scott 2012-13 Coaches / ACSMA
Julian Gamble 2012-13 Coaches
Tonye Jekiri 2014-15 Coaches / ACSMA

ACC ALL-ACADEMIC TEAM

Brian Asbury 2005-06
Jimmy Graham 2005-06
Adrian Thomas 2005-06
Jimmy Graham 2006-07
Jack McClinton 2006-07
Jack McClinton 2007-08
Jack McClinton 2008-09
Antoine Allen 2009-10
Erik Swoope 2010-11
Adrian Thomas 2010-11
Raphael Akpejiori 2012-13
Donnavan Kirk 2013-14
Davon Reed 2014-15

ACC

ACC PLAYER OF THE WEEK

Robert Hite Dec. 13, 2004
Guillermo Diaz Jan. 10, 2005
Jack McClinton Dec. 4, 2006
Jack McClinton Dec. 17, 2007
Jack McClinton Feb. 9, 2009
Reggie Johnson Feb. 6, 2012
Durand Scott Dec. 17, 2012
Durand Scott Jan. 28, 2013
Shane Larkin Feb. 4, 2013
Angel Rodriguez Nov. 24, 2014
Sheldon McClellan Dec. 1, 2014

ACC ROOKIE OF THE WEEK

Dwayne Collins Jan. 22, 2007
Durand Scott Nov. 16, 2009
Durand Scott Dec. 28, 2009
Durand Scott Jan. 11, 2010
Durand Scott Mar. 8, 2010
Shane Larkin Dec. 5, 2012

PRESEASON ALL-ACC TEAM

Jack McClinton 2008-09
Malcolm Grant 2011-12

ACC TOURNAMENT MVP

Shane Larkin 2012-13

ACC ALL-TOURNAMENT TEAM

Durand Scott 2009-10
Shane Larkin 2012-13 1st
Durand Scott 2012-13 1st
Trey McKinney Jones 2012-13 2nd
Julian Gamble 2012-13 2nd

BIG EAST

FIRST TEAM ALL-BIG EAST

Tim James 1997-98
Tim James 1998-99
Johnny Hemsley 1998-99

SECOND TEAM ALL-BIG EAST

Tim James 1996-97
Johnny Hemsley 1999-00
Darius Rice 2001-02
John Salmons 2001-02
Darius Rice 2003-04

THIRD TEAM ALL-BIG EAST

Constantin Popa 1992-93
Constantin Popa 1994-95
Mario Bland 1999-00
John Salmons 2000-01
James Jones 2001-02
Darius Rice 2002-03

HONORABLE MENTION ALL-BIG EAST

James Jones 2002-03

BIG EAST ALL-ROOKIE TEAM

Steven Edwards 1992-93
Kevin Norris 1994-95
Tim James 1995-96
Darius Rice 2000-01
Guillermo Diaz 2003-04

BIG EAST

BIG EAST PLAYER OF THE YEAR

Tim James 1998-99

BIG EAST COACH OF THE YEAR

Leonard Hamilton 1994-95
Leonard Hamilton 1998-99

BIG EAST MOST IMPROVED PLAYER

Johnny Hemsley 1998-99

BIG EAST ALL-TOURNAMENT TEAM

Jerome Scott 1992
Tim James 1999
Marcus Barnes 2002

BIG EAST ACADEMIC ALL-STAR

Nick Donovan 1995-96
Brad Timpf 1995-96
Nick Donovan 1996-97
Nick Donovan 1997-98
Jerry Schlie 1998-99
Tarik El-Bassiouni 1999-00
James Jones 1999-00
Jerry Schlie 1999-00
Paulo Coelho 2000-01
James Jones 2000-01
Jerry Schlie 2000-01
James Jones 2001-02
Jerry Schlie 2001-02
James Jones 2002-03
Danny Marakovits 2002-03

BIG EAST PLAYER OF THE WEEK

Jamal Johnson Dec. 20, 1993
Tim James Dec. 16, 1996
Kevin Norris Jan. 20, 1997
Tim James Nov. 24, 1997
Johnny Hemsley Jan. 5, 1998
Johnny Hemsley Dec. 21, 1998
Tim James Dec. 28, 1998
Johnny Hemsley Jan. 4, 1999
Tim James Feb. 8, 1999
Tim James Feb. 15, 1999
Johnny Hemsley Feb. 22, 1999
Mario Bland Mar. 5, 2000
John Salmons Mar. 4, 2001
John Salmons Dec. 23, 2001
John Salmons Dec. 31, 2001
Darius Rice Jan. 28, 2002
Darius Rice Jan. 27, 2003
Robert Hite Dec. 29, 2003

BIG EAST ROOKIE OF THE WEEK

Steven Edwards Jan. 24, 1993
Steven Edwards Feb. 14, 1993
Steven Edwards Feb. 28, 1993
Kevin Norris Jan. 16, 1995
Tim James Jan. 2, 1996
Tim James Jan. 9, 1996
Tim James Feb. 26, 1996
Tim James Mar. 3, 1996
Marcus Barnes Jan. 22, 2001
Darius Rice Feb. 19, 2001
Guillermo Diaz Dec. 8, 2003

SPORTSMANSHIP AWARD

John Salmons 2001-02



RECORDS

Team Records	94
Individual Records - Game, Season, Career	95-99
Freshman Records - Game - Since 2004-05	100
Freshman Records - Season - Since 2004-05	101
Team Records - Game - ACC Games Only	102
Opponent Team Records - Game - ACC Games Only	103
Team Lows - Game - ACC Games Only	104
Opponent Team Lows - Game - ACC Games Only	105
Individual Records - Game ACC Games Only	106
Opponent Individual Records - Game ACC Games Only	107
Individual Records - Season - ACC Games Only	108
Individual Records - Career - ACC Games Only	109
Team Records by Half - Since 2004-05	110
Opponent Team Records by Half - Since 2004-05	111
Team Lows by Half - Since 2004-05	112
Opponent Team Lows by Half - Since 2004-05	113
Individual Records by Half - Since 2004-05	114
Opponent Individual Records by Half - Since 2004-05	115
Team Records - NCAA Tournament	116
Opponent Team Records - NCAA Tournament	117
Individual Totals - NCAA Tournament	118
Individual Game Records - NCAA Tournament	119
Individual Opponent Game Records - NCAA Tournament	120
Team Records - NIT	121
Opponent Team Records - NIT	122
Individual Totals - NIT	123
Individual Game Records - NIT	124
Opponent Individual Game Records - NIT	125
Team Records - ACC Tournament	126
Opponent Team Records - ACC Tournament	127
Individual Totals - ACC Tournament	128
Individual Game Records - ACC Tournament	129
Opponent Individual Game Records - ACC Tournament	130
Regular Season Tournaments	131
Year-by-Year Team Stats	132-133
Annual Leaders - Scoring & Rebounding	134
Annual Leaders - Assists, Blocked Shots, Steals	135
Overtime Games & 100-Point Games	136
Home Attendances	137
Series Records	138-139
All-Time Series Results (Alphabetical)	140-152
All-Time Series Results (By Year)	153-164

TEAM RECORDS

GAME		
Most Points Scored	vs. Rollins, 1965	148
Most Points Scored Against	by UCLA, 1970	127
Other Top Scoring Games	vs. Rollins, 1963	144
	vs. Tampa, 1965	141
	vs. Tampa, 1965	136
	vs. Tampa, 1964	134
	vs. Rollins, 1965	128
	vs. Jacksonville, 1965	127
	vs. Rollins, 1964	127
	vs. Florida Southern, 1965	124
	vs. La Salle, 1964	121
vs. Florida Southern, 1960	121	
Most Points in Loss	vs. Oklahoma City, 1962	113
Largest Margin of Victory	vs. Rollins, 1965	69
Highest Total Score	vs. Tampa, 1965	255
Most Players Scoring in a Game	vs. Florida A&M, 1995	14
Most Field Goals Made	vs. Rollins, 1965	60
Highest Field Goal Pct.	vs. Coppin State (24-36), 1988	.667
	vs. Bethune-Cookman (32-48), 1989	.667
	vs. Birmingham Southern (30-45), 2005	.667
3-Point Field Goals Made	at Virginia Tech, 3/7/15	15
	vs. North Carolina, 2/9/13	15
	vs. South Carolina State, 2010	15
	vs. Georgetown, 1993	15
3-Point Field Goal Attempts	vs. Florida Gulf Coast, 2010	36
3-Point Field Goal Pct.	vs. UConn (7 of 8), 1992	.875
Most Free Throws Made	vs. Tampa, 1956	46
Most Free Throws Attempted	vs. Kentucky Wesleyan, 1957	61
Highest Free Throw Pct. (minimum 15 FTA)	vs. Maryland (18 of 18), 1965	1.000
	vs. Creighton (32 of 33), 1964	.970
	vs. Northeastern Illinois, 1995	61
Most Rebounds	vs. Northeastern Illinois, 1995	61
Most Assists	vs. Florida Southern, 2008	29
	vs. Lehigh, 1991	29
Most Steals	vs. Savannah State, 2002	21
Most Blocked Shots (Game)	vs. Hartford, 1996	17
Most Blocked Shots (Half)	vs. Hartford (1st half), 1996	13
Most Turnovers	vs. Georgetown, 1996	32
Most Personal Fouls	vs. Tampa, 1962	36
Most Total Fouls (both teams)	vs. Tampa, 1965	73
Fewest Personal Fouls	vs. Rollins, 1962	5
Fewest Total Fouls (both teams)	vs. Rollins, 1962	13

MISCELLANEOUS

Most Consecutive Games with a Three-Point FGM	Dec. 18, 2001 - Dec. 22, 2012	354
--	-------------------------------	-----

SEASON		
Most Victories	2012-13	29
Most Defeats	1991-92	24
Longest Winning Streak	1946-47, 2001-02, 2012-13	14
Longest Losing Streak	1993-94	17
Most Games Over 100 Points	1988-89	11
	Opponent 1988-89	10
Most Points	1988-89	2,809
	Opponent 1988-89	2,778
Highest Scoring Average	1964-65	98.4
	Opponent 1969-70	96.9
Most Rebounds	1962-63	1,559
	Opponent 1959-60	1,398
Most Field Goals Made	1988-89	1,024
	Opponent 1988-89	1,040
Most Field Goals Attempted	1963-64	2,194
	Opponent 1967-68	2,138
Field Goal Percentage	1988-89 (1,024-2,083)	.492
	Opponent 1988-89 (1,040-2,129)	.488
3-Point Field Goals Made	2014-15	292
	Opponent 2005-06, 2010-11	245
3-Point FG Attempted	2014-15	816
	Opponent 2014-15	717
3-Point Field Goal Pct	2007-08 (236-613)	.385
	Opponent 1986-87 (151-370)	.408
Most Free Throws Made	1959-60	663
	Opponent 1955-56	597
Most Free Throws Attempted	1956-57	914
	Opponent 1955-56	909
Free Throw Percentage	1964-65 (642-807)	.796
	Opponent 2008-09, (421-579)	.727
Most Assists	1988-89	583
	Opponent 1988-89	516
Most Steals	1988-89	287
	Opponent 1987-88	288
Most Blocked Shots	2001-02	190
	Opponent 2000-01	144
Most Turnovers	1998-99	575
	Opponent 1999-00	615
Most Personal Fouls	1991-92	701
	Opponent 2007-08	678



INDIVIDUAL RECORDS - GAME, SEASON, CAREER

POINTS SCORED, GAME

1. Rick Barry vs. Rollins, 1965	59
2. Rick Barry vs. Tampa, 1965	55
3. Rick Barry vs. Florida Southern, 1965	54
4. Rick Barry vs. Jacksonville, 1964	52
5. Rick Barry vs. Tampa, 1965	51
Rick Barry vs. Oklahoma City, 1965	51
7. Rick Barry vs. Houston, 1965	50
Rick Barry vs. Rollins, 1964	50
9. Mike McCoy vs. Rollins, 1963	48
10. Sy Chadroff vs. Rollins, 1952	47

POINTS SCORED, SEASON

1. Rick Barry, 1964-65 (26)	973
2. Rick Barry, 1963-64 (27)	870
3. Eric Brown, 1988-89 (31)	765
4. Don Curnutt, 1969-70 (25)	709
5. Don Curnutt, 1968-69 (24)	662
6. Don Curnutt, 1967-68 (28)	635
7. Jack McClinton, 2008-09 (32)	617
8. Dick Hickox, 1959-60 (27)	596
9. Guillermo Diaz, 2005-06 (34)	586
10. Mike Wittman, 1966-67 (26)	585

SCORING AVERAGE, SEASON

1. Rick Barry, 1964-65 (26)	37.4
2. Rick Barry, 1963-64 (27)	32.1
3. Don Curnutt, 1969-70 (25)	28.4
4. Don Curnutt, 1968-69 (24)	27.6
5. Eric Brown, 1988-89 (31)	24.7
6. Don Curnutt, 1967-68 (28)	22.7
7. Mike Wittman, 1966-67 (26)	22.3
8. Dick Hickox, 1959-60 (27)	22.1
9. Mike Wittman, 1965-66 (26)	21.8
10. Sy Chadroff, 1951-52 (22)	20.9

POINTS SCORED (FG-FT), CAREER

1. Rick Barry, 1962-65 (816-666)	2,298
2. Eric Brown, 1985-89 (805-633)	2,270
3. Don Curnutt, 1967-70 (813-380)	2,006
4. Darius Rice, 2000-04 (631-343)	1,865
5. Robert Hite, 2002-06 (622-245)	1,717
6. Tim James, 1995-99 (681-331)	1,713
7. Jack McClinton, 2006-09 (542-332)	1,702
8. Durand Scott, 2009-13 (580-392)	1,650
9. Dennis Burns, 1985-89 (690-205)	1,594
10. Dick Hickox, 1958-61 (560-409)	1,529

FIELD GOALS MADE, GAME

1. Rick Barry vs. Houston, 1965	21
2. Rick Barry vs. Rollins, 1965	20
Rick Barry vs. Rollins, 1965	20
Mike McCoy vs. Rollins, 1963	20
5. Rick Barry vs. Oklahoma City, 1965	19
Mike Wittman vs. Oklahoma City, 1965	19
Rick Barry vs. Rollins, 1964	19
Rick Barry vs. Jacksonville, 1964	19
9. Steve Rich vs. St. John's, 1996	18
Wayne Beckner vs. Tampa, 1965	18
Rick Barry vs. Yale, 1965	18
John Dampier vs. Army, 1964	18
Sy Chadroff vs. Rollins, 1952	18

FIELD GOALS MADE, SEASON

1. Rick Barry, 1964-65 (26)	340
2. Rick Barry, 1963-64 (27)	314
3. Don Curnutt, 1969-70 (25)	283
4. Don Curnutt, 1967-68 (28)	268
5. Don Curnutt, 1968-69 (24)	262
6. Eric Brown, 1988-89 (31)	255
7. Mike McCoy, 1962-63 (28)	237
8. Mike Wittman, 1966-67 (26)	219
Dick Hickox, 1959-60 (27)	219
10. Tim James, 1998-99 (30)	215

FIELD GOALS MADE, CAREER

1. Rick Barry, 1962-65	816
2. Don Curnutt, 1967-70	813
3. Eric Brown, 1985-89	805
4. Dennis Burns, 1985-89	690
5. Tim James, 1995-99	681
6. Darius Rice, 2000-04	631
7. Robert Hite, 2002-06	622
8. Durand Scott, 2009-13	580
9. Dick Hickox, 1958-61	560
10. Jack McClinton, 2006-09	542

FIELD GOALS ATTEMPTS, GAME

(Since 1985-86)

1. Johnny Hemsley vs. North Carolina, 1999	30
2. Darius Rice vs. Connecticut, 2003	27
3. Jack McClinton at Boston College, 2008	26
4. Joe Wylie vs. George Mason, 1990	26
5. Jack McClinton vs. North Carolina, 2009	25
6. Steve Rich vs. St. John's, 1996	25
7. Dennis Burns vs. Dayton, 1988	25
8. Robert Hite vs. Florida Atlantic, 2004	24
Joe Wylie vs. South Florida, 1991	24
Dennis Burns vs. New Mexico, 1989	24
Dennis Burns vs. Oral Roberts, 1989	24

FIELD GOALS ATTEMPTS, SEASON

1. Rick Barry, 1964-65 (26)	651
2. Don Curnutt, 1969-70 (25)	644
3. Don Curnutt, 1968-69 (24)	613
4. Rick Barry, 1963-64 (27)	572
5. Don Curnutt, 1967-68 (28)	559
6. Mike McCoy, 1962-63 (28)	530
7. Johnny Hemsley, 1999-2000 (30)	488
8. Dick Miani, 1955-56 (26)	488
9. Mike McCoy, 1961-62 (26)	485
10. John Dampier, 1963-64 (27)	483

FIELD GOAL ATTEMPTS, CAREER

1. Don Curnutt, 1967-70	1,816
2. Darius Rice, 2000-04	1,564
3. Rick Barry, 1962-65	1,564
4. Eric Brown, 1985-89	1,504
5. Tim James, 1995-99	1,431
6. Dennis Burns, 1985-89	1,409
7. Robert Hite, 2002-06	1,406
8. Durand Scott, 2009-13	1,285
9. Dick Hickox, 1958-61	1,275
10. Johnny Hemsley, 1996-00	1,283

FIELD GOAL PERCENTAGE, GAME

(Since 1985-86)

1. Raymond Hicks vs. NC A&T, 2008 (7-7)	1.000
2. Sheldon McClellan, vs. S. Alabama, 11/28/14 (6-6)	1.000
Alex Fraser vs. Providence, 1997 (6-6)	1.000
Alex Fraser vs. Syracuse, 1996 (6-6)	1.000
Jamal Johnson vs. FAMU, 1993 (6-6)	1.000
6. Eric Brown vs. Alabama State, 1987 (15-16)	.937
7. Eric Brown vs. Bethune-Cookman, 1988 (12-13)	.923
8. Tim James vs. Memphis, 1997 (11-12)	.917
9. Trevor Burton vs. Maine, 1991 (11-12)	.917

FIELD GOAL PERCENTAGE, SEASON

(Minimum 200 Attempts)

1. Mario Bland, 1997-98 (122-200)	.610
2. Reggie Johnson, 2010-11 (165-279)	.591
3. Mario Bland, 1998-99 (125-212)	.590
4. Eric Brown, 1988-89 (255-437)	.584
5. Elton Tyler, 2001-02 (149-257)	.580
6. Eric Brown, 1987-88 (193-333)	.580
7. Rusty Parker, 1965-66 (140-254)	.551
8. Dwayne Collins, 2007-08 (120-218)	.550
9. Rick Barry, 1963-64 (314-572)	.549
10. Tito Horford, 1987-88 (176-326)	.540

INDIVIDUAL RECORDS - GAME, SEASON, CAREER

FIELD GOAL PERCENTAGE, CAREER

(Minimum 4 FGM Per Game Played)

1. Eric Brown, 1985-89 (805-1504)	.535
2. Rick Barry, 1962-65 (816-1564)	.522
3. Donald Strong, 1970-71 (167-321)	.520
4. Rusty Parker, 1965-68 (472-915)	.516
5. Tito Horford, 1986-88 (313-613)	.511
6. Constantin Popa, 1991-95 (452-917)	.493
7. Dennis Burns, 1985-89 (690-1409)	.490
8. Joe Wylie, 1988-91 (501-1032)	.485
9. Kenny Kadji, 2011-13 (305-637)	.479
10. Tim James, 1995-99 (681-1431)	.476

3-POINT FIELD GOALS MADE, GAME

1. Johnny Hemsley vs. Lafayette, 1999	9
2. Samarr Logan vs. Boston College, 1990	8
3. Jack McClinton at Providence, 3/18/09	7
Jack McClinton vs. North Carolina, 2009	7
Jack McClinton vs. Virginia, 2008	7
Robert Hite vs. Wake Forest, 2006	7
Robert Hite vs. FIU, 2004	7
Darius Rice vs. Connecticut, 2003	7
Darius Rice vs. Virginia Tech, 2001	7

3-POINT FIELD GOALS MADE, SEASON

1. Jack McClinton, 2008-09 (32)	101
2. Malcolm Grant, 2010-11 (36)	94
Jack McClinton, 2007-08 (32)	94
4. Adrian Thomas, 2010-11 (36)	93
5. Jack McClinton, 2006-07 (31)	91
6. Robert Hite, 2005-06 (34)	85
7. Marcus Barnes, 2001-02 (32)	79
Steven Edwards, 1992-93 (27)	79
9. Guillermo Diaz, 2005-06 (34)	78
10. Darius Rice, 2001-02 (32)	76

3-POINT FIELD GOALS MADE, CAREER

1. Jack McClinton, 2006-09	286
2. Steven Edwards, 1992-96	265
3. Darius Rice, 2000-04	260
4. Robert Hite, 2002-06	228
5. Malcolm Grant, 2009-12	223
6. Adrian Thomas, 2005-11	204
7. Rion Brown, 2010-14	174
Guillermo Diaz, 2003-06	174
9. Kevin Presto, 1985-89	170
10. Johnny Hemsley, 1996-00	164

Note: 3-point FGs were adopted in 1986-87

3-POINT FIELD GOALS ATTEMPTED, GAME

1. Darius Rice vs. Virginia Tech, 2001	15
2. Jack McClinton at Providence, 3/18/09	14
Jack McClinton at Georgia Tech, 2008	14
Marcus Barnes vs. Connecticut, 2001	14
5. Darius Rice vs. Florida State, 2003	13
Steven Edwards vs. Boston College, 1996	13
Steven Edwards vs. Robert Morris, 1994	13
18 occasions	12

3-POINT FIELD GOALS ATTEMPTED, SEASON

1. Adrian Thomas, 2010-11 (36)	239
2. Marcus Barnes, 2001-02 (32)	229
3. Jack McClinton, 2008-09 (32)	223
4. Malcolm Grant, 2010-11 (36)	222
5. Jack McClinton, 2007-08 (32)	220
6. Guillermo Diaz, 2005-06 (34)	214
7. Darius Rice, 2001-02 (32)	208
8. Jack McClinton, 2006-07 (31)	207
Robert Hite, 2005-06 (34)	207
Steven Edwards, 1992-93 (27)	207

3-POINT FIELD GOALS ATTEMPTED, CAREER

1. Steven Edwards, 1992-96	766
2. Darius Rice, 2000-04	755
3. Jack McClinton, 2006-09	650
4. Robert Hite, 2002-05	593
5. Malcolm Grant, 2009-12	576
6. Rion Brown, 2010-14	523
7. Adrian Thomas, 2005-11	521
8. Johnny Hemsley, 1996-2000	487
9. Guillermo Diaz, 2003-06	458
10. Kevin Presto, 1985-89	453

3-POINT FIELD GOAL PERCENTAGE, GAME

(Minimum 4 Attempts)

1. James Palmer at Virginia Tech, 3/7/15 (5-5)	1.000
Malcolm Grant vs. NC State, 2011 (5-5)	1.000
Robert Hite vs. Va. Tech, 2004 (5-5)	1.000
Trevor Burton vs. Georgetown, 1993 (5-5)	1.000
Samarr Logan vs. Davidson, 1990 (5-5)	1.000
Levertis Williams vs. FIU, 1988 (5-5)	1.000
7. Shane Larkin at Purdue, 2011 (4-4)	1.000
Jack McClinton vs. Ohio State, 2009 (4-4)	1.000
Anthony Harris vs. Maryland, 2006 (4-4)	1.000
Jerome Scott vs. Pittsburgh, 1992 (4-4)	1.000
Joel Warren vs. Marist, 1988 (4-4)	1.000

3-POINT FIELD GOAL PERCENTAGE, SEASON

(Minimum 30 Attempts)

1. Thomas Hocker, 1989-90 (27-55)	.491
2. James Jones, 2000-01 (41-87)	.471
3. Samarr Logan, 1989-90 (40-86)	.465
4. Guillermo Diaz, 2003-04 (34-76)	.461
5. Davon Reed, 2014-15 (37-81)	.457
6. Manu Lecomte, 2014-15 (52-114)	.456
7. Jack McClinton, 2008-09 (101-223)	.453
8. Jack McClinton, 2006-07 (91-207)	.440
9. Mike Noblet, 1986-87 (27-62)	.435
10. Jack McClinton, 2007-08 (94-220)	.427

3-POINT FIELD GOAL PERCENTAGE, CAREER

(Minimum 75 Attempts)

1. Jack McClinton, 2006-09 (286-650)	.440
2. Manu Lecomte, 2014-15 (79-182)	.434
3. Thomas Hocker, 1987-90 (53-125)	.424
4. Trevor Burton, 1989-93 (75-189)	.397
5. Adrian Thomas, 2005-11 (204-521)	.392
6. Malcolm Grant, 2009-12 (223-576)	.387
7. Trey McKinney Jones, 2011-13 (99-257)	.385
8. Robert Hite, 2002-06 (228-593)	.384
9. James Jones, 1999-03 (124-324)	.383
10. Guillermo Diaz, 2003-06 (174-458)	.380

CONSECUTIVE GAMES WITH 3-POINT FIELD GOAL MADE, CAREER

1. Malcolm Grant, 2011-12	35
Jack McClinton, 2008-09	35
3. Steven Edwards, 1994-95	32
4. Jack McClinton, 2007-08	30
5. Steven Edwards, 1993	26
6. Adrian Thomas, 2011	20
Johnny Hemsley, 1998-99	20
Steven Edwards, 1995-96	20
9. Marcus Barnes, 2002	17
10. James Dews, 2007-08	16

FREE THROWS MADE, GAME

1. Rick Barry vs. Florida Southern, 1965	22
Ron Godfrey vs. Oklahoma City, 1960	22
3. Rick Barry vs. Rollins, 1965	19
Rick Barry vs. St. Joseph's (PA), 1964	19
5. Rick Barry vs. St. Mary's, 1965	17
Rick Barry vs. Tampa, 1965	17
Rick Barry vs. San Francisco, 1964	17
Joe Munley vs. Ky.-Wesleyan, 1957	17
9. Durand Scott vs. UMass, 2011	16
Jack McClinton vs. NC State, 2009	16
Dick Hickox vs. Stetson, 1959	16

FREE THROWS MADE, SEASON

1. Rick Barry, 1964-65 (26)	293
2. Eric Brown, 1988-89 (31)	246
3. Rick Barry, 1963-64 (27)	242
4. Eric Brown, 1987-88 (30)	161
5. Ron Godfrey, 1959-60 (27)	159
6. Dick Hickox, 1959-60 (27)	158
7. Mike Wittman, 1965-66 (26)	151
8. Mike Wittman, 1966-67 (26)	147
9. Gene Stage, 1956-57 (26)	145
10. Joe Wylie, 1990-91 (28)	143
Don Curnutt, 1969-70 (25)	143



INDIVIDUAL RECORDS - GAME, SEASON, CAREER

FREE THROWS MADE, CAREER

1. Rick Barry, 1962-65	666
2. Eric Brown, 1985-89	633
3. Dick Hickox, 1958-61	409
4. Durand Scott, 2009-13	392
5. Eric Brown, 1985-89	387
6. Don Curnutt, 1967-70	380
7. Ron Godfrey, 1958-61	348
8. Darius Rice, 2000-04	343
9. Mike Wittman, 1964-67	335
10. Jack McClinton, 2006-09	332

FREE THROWS ATTEMPTED, GAME

(Since 1985-86)

1. Eric Brown vs. Brigham Young, 1989	19
2. Durand Scott vs. UMass, 2011	18
3. Eric Brown vs. Marquette, 1989	17
Eric Brown vs. Tennessee Tech, 1989	17
Eric Brown vs. Providence, 1987	17
6. Jack McClinton vs. NC State, 2009	16
Dwayne Collins vs. Florida Atlantic, 2009	16
Robert Hite vs. North Carolina, 2006	16
Clifton Clark vs. Florida Atlantic, 2004	16
John Salmons vs. West Virginia, 2001	16
Steven Edwards vs. St. John's, 1995	16
Hammie Ward at Tennessee, 1991	16
Eric Brown vs. Virginia Commonwealth, 1988	16
Eric Brown vs. Bethune-Cookman, 1988	16

FREE THROWS ATTEMPTED, SEASON

1. Rick Barry, 1964-65 (26)	341
2. Eric Brown, 1988-89 (31)	310
3. Rick Barry, 1963-64 (27)	287
4. Eric Brown, 1987-88 (30)	229
5. Willie Allen, 1970-71 (25)	227
6. Ron Godfrey, 1959-60 (27)	207
7. Mike Wittman, 1965-66 (26)	206
8. Dick Hickox, 1959-60 (27)	198
9. Joe Wylie, 1990-91 (28)	194
10. Dwayne Collins, 2008-09 (32)	192

FREE THROWS ATTEMPTED, CAREER

1. Eric Brown, 1985-89	840
2. Rick Barry, 1962-65	786
3. Willie Allen, 1968-71	553
4. Tim James, 1995-99	514
5. Dick Hickox, 1958-61	512
6. Durand Scott, 2009-13	507
7. Ron Godfrey, 1958-61	469
8. Don Curnutt, 1967-70	456
9. Joe Wylie, 1988-91	451
10. Darius Rice, 2000-04	443

FREE THROW PERCENTAGE, GAME

(Since 1985-86)

1. Jack McClinton vs. NC State, 2009 (16-16)	1.000
2. Jack McClinton vs. St. Mary's, 2008 (11-11)	1.000
3. Durand Scott vs. FAU, 2011 (10-10)	1.000
Lance Hurdle vs. Boston Co., 2008 (10-10)	1.000
Jack McClinton vs. Georgia Tech, 2006 (10-10)	1.000
Guillermo Diaz vs. Virginia, 2005 (10-10)	1.000
Robert Hite vs. Rutgers, 2004 (10-10)	1.000
Johnny Hemsley vs. Georgia St., 1997 (10-10)	1.000
Kevin Norris vs. Buffalo, 1996 (10-10)	1.000
Steve Edwards vs. Villanova, 1993 (10-10)	1.000
Joe Wylie vs. West Virginia, 1991 (10-10)	1.000
Lemuel Howard vs. Duquesne, 1988 (10-10)	1.000

FREE THROW PERCENTAGE, SEASON

(Minimum 50 Attempts)

1. Jack McClinton, 2007-08 (114-124)	.919
2. James Dews, 2007-08 (49-54)	.907
3. Jack McClinton, 2006-07 (102-114)	.895
4. Jack McClinton, 2008-09 (116-131)	.885
5. Manu Lecomte, 2014-15 (64-73)	.877
Dod Hammond, 1959-60 (64-73)	.877
7. Rick Jones, 1965-66 (134-153)	.876
8. Robert Hite, 2004-05 (71-82)	.866
9. Lance Hurdle, 2007-08 (96-111)	.865
10. Robert Hite, 2003-04 (68-79)	.861
Don Curnutt, 1969-70 (143-166)	.861

FREE THROW PERCENTAGE, CAREER

(Minimum 2 FTM Per Game Played)

1. Jack McClinton, 2006-09 (332-369)	.900
2. Dod Hammond, 1959-60 (64-73)	.877
3. Lance Hurdle, 2007-08 (96-111)	.865
4. Robert Hite, 2002-06 (245-289)	.848
5. Rick Barry, 1962-65 (665-786)	.846
6. Rick Jones, 1964-67 (281-337)	.834
7. Don Curnutt, 1967-70 (380-456)	.833
8. James Jones, 1999-03 (304-366)	.831
9. Malcolm Grant, 2009-12 (238-292)	.815
10. Johnny Hemsley, 1996-00 (273-339)	.805
John Salmons, 1998-02 (310-385)	.805

REBOUNDS, GAME

1. Rick Barry vs. Oklahoma City, 1965	29
2. Wayne Canaday vs. Bucknell, 1969	28
3. Rick Barry vs. Rollins, 1965	27
Harry Manushaw vs. Florida State, 1959	27
5. Harry Manushaw vs. Morehead St., 1959	26
6. Rusty Parker vs. Florida State, 1968	25
Rick Barry vs. Cornell, 1963	25
8. Rick Barry vs. Houston, 1965	24
Rick Barry vs. Tampa, 1965	24
Wayne Beckner vs. Rollins, 1963	24
Harry Manushaw vs. Toronto, 1959	24

REBOUNDS, SEASON

1. Rick Barry, 1964-65 (26)	475
2. Rick Barry, 1963-64 (27)	448
3. Harry Manushaw, 1958-59 (25)	372
4. Tonye Jekiri, 2014-15 (37)	366
5. Rick Barry, 1962-63 (24)	351
6. Mike McCoy, 1962-63 (28)	350
7. Reggie Johnson, 2010-11 (36)	347
8. Mike McCoy, 1961-62 (26)	336
9. Bill Soens, 1966-67 (26)	330
10. Wayne Canaday, 1969-70 (26)	327

REBOUNDS, CAREER

1. Rick Barry, 1962-65	1,274
2. Willie Allen, 1968-71	916
3. Harry Manushaw, 1958-61	914
4. Mike McCoy, 1960-63	857
5. Tim James, 1995-99	856
6. Eric Brown, 1985-89	855
7. Reggie Johnson, 2009-13	842
8. Anthony King, 2003-08	824
9. Edwin Morris, 1955-58	787
10. Ron Godfrey, 1958-61	767

ASSISTS, GAME

1. Michael Gardner vs. Pittsburgh, 1993	14
2. John Salmons vs. Notre Dame, 2002	13
Bryan Hughes vs. The Citadel, 1985	13
4. Vernon Jennings vs. Bethune-Cookman, 2000	12
Vernon Jennings vs. Pittsburgh, 1999	12
Thomas Hocker vs. Florida State, 1990	12
Thomas Hocker vs. Tulane, 1990	12
8. John Salmons vs. St. John's, 2002	11
Vernon Jennings vs. Notre Dame, 2000	11
Vernon Jennings vs. Syracuse, 1999	11
Kevin Norris vs. Florida Atlantic, 1997	11
Michael Gardner vs. Syracuse, 1993	11
Jerome Scott vs. St. Joseph's (PA), 1991	11
Kevin Presto vs. Alabama State, 1987	11

ASSISTS, SEASON

1. Vernon Jennings, 1999-00 (32)	218
2. John Salmons, 2001-02 (32)	195
3. Vernon Jennings, 1998-99 (30)	167
4. Shane Larkin, 2012-13 (36)	164
5. Michael Gardner, 1992-93 (27)	154
6. Kevin Norris, 1996-97 (29)	142
7. Thomas Hocker, 1989-90 (27)	139
8. Kevin Norris, 1997-98 (28)	138
9. Thomas Hocker, 1987-88 (31)	136
10. Anthony Harris, 2004-05 (29)	133

INDIVIDUAL RECORDS - GAME, SEASON, CAREER

ASSISTS, CAREER*

1. Vernon Jennings, 1996-00	520
2. Kevin Norris, 1994-98	493
3. John Salmons, 1998-02	429
4. Kevin Presto, 1985-89	412
5. Durand Scott, 2009-13	404
6. Thomas Hocker, 1987-90	384
7. Anthony Harris, 2002-07	330
8. Michael Gardner, 1991-94	319
9. Steven Edwards, 1992-96	312
10. Malcolm Grant, 2009-12	292

STEALS, GAME

1. Jerome Scott vs. FIU, 1991	9
2. Vernon Jennings vs. West Virginia, 2000	7
15 occasions	6

STEALS, SEASON

1. Jerome Scott, 1991-92 (32)	77
2. Vernon Jennings, 1999-2000 (32)	75
3. Shane Larkin, 2012-13 (36)	71
4. Jerome Scott, 1990-91 (28)	70
5. Robert Hite, 2003-04 (30)	61
6. Vernon Jennings, 1998-99 (30)	60
7. Angel Rodriguez, 2014-15 (32)	59
8. John Salmons, 2001-02 (32)	57
John Salmons, 2000-01 (29)	57
10. Steven Edwards, 1992-93 (27)	56

STEALS, CAREER*

1. Kevin Norris, 1994-98	208
2. Vernon Jennings, 1996-00	199
3. John Salmons, 1998-02	192
4. Robert Hite, 2002-06	187
5. Jerome Scott, 1988-92	187
6. Jake Morton, 1988-93	167
7. Durand Scott, 2009-13	166
8. Kevin Presto, 1985-89	154
9. Mike Simmons, 1998-03	141
10. Steven Edwards, 1992-96	138

BLOCKED SHOTS, GAME

1. Anthony King vs. Florida Atlantic, 2004	13
2. James Jones vs. FIU, 2001	8
Tim James vs. West Virginia, 1996	8
Constantin Popa vs. Florida Atlantic, 1992	8
5. Anthony King vs. Marist, 2008	7
James Jones vs. North Carolina, 2003	7
James Jones vs. Florida Atlantic, 2000	7
Constantin Popa vs. St. John's, 1995	7
Constantin Popa vs. Beth.-Cookman, 1993	7
Tito Horford vs. South Carolina, 1987	7

BLOCKED SHOTS, SEASON

1. Anthony King, 2004-05 (29)	86
2. Constantin Popa, 1992-93 (27)	85
3. Tito Horford, 1987-88 (30)	80
4. James Jones, 2001-02 (32)	78
5. Anthony King, 2005-06 (34)	65
Tim James, 1998-99 (30)	65
7. Tim James, 1996-97 (29)	64
Constantin Popa, 1991-92 (32)	64
9. Julian Gamble, 2012-13 (36)	63
10. Constantin Popa, 1993-94 (27)	59

BLOCKED SHOTS, CAREER*

1. Constantin Popa, 1991-95	263
2. Tim James, 1995-99	224
3. Anthony King, 2003-08	219
4. James Jones, 1999-03	192
5. Julian Gamble, 2008-13	132
6. Tito Horford, 1986-88	125
7. Dennis Burns, 1985-89	123
8. Elton Tyler, 1997-2000, 2001-02	114
9. Reggie Johnson, 2009-13	113
10. Jimmy Graham, 2005-09	104
11. Kenny Kadji, 2011-13	97

PERSONAL FOULS, SEASON

1. Reggie Johnson, 2010-11 (36)	116
2. Hammie Ward, 1991-92 (32)	115
3. Tonye Jekiri, 2014-15 (37)	114
4. Constantin Popa, 1992-93 (27)	103
5. Constantin Popa, 1991-92 (32)	101
Kevin O'Riordan, 1970-71 (26)	101
7. Mike Hutslar, 1969-70 (23)	100
Ron Godfrey, 1960-61 (27)	100
9. Ron Godfrey, 1959-60 (27)	99
10. Jimmy Graham, 2007-08 (32)	98

PERSONAL FOULS, CAREER

1. Constantin Popa, 1991-95	375
2. Eric Brown, 1985-89	332
3. John Salmons, 1998-02	316
4. Reggie Johnson, 2009-13	313
5. Hammie Ward, 1989-93	311
6. Jake Morton, 1988-93	308
7. Mario Bland, 1996-00	305
8. Durand Scott, 2009-13	304
9. Gary Hamilton, 2002-06	297
10. Jimmy Graham, 2005-09	290

DISQUALIFICATIONS, SEASON

1. Bill Soens, 1967-68 (28)	9
Bill Soens, 1966-67 (26)	9
Ron Godfrey, 1960-61 (27)	9
4. Hammie Ward, 1990-91 (28)	8
Tim Harvey, 1985-86 (27)	8
Mike Hutslar, 1969-70 (23)	8
Mike Hutslar, 1968-69 (24)	8
Rusty Parker, 1965-66 (26)	8
Ed Morris, 1956-57 (26)	8
Ed Morris, 1955-56 (26)	8

DISQUALIFICATIONS, CAREER

1. Mike Hutslar, 1967-70	25
2. Rusty Parker, 1965-68	21
3. Edwin Morris, 1955-58	20
Hammie Ward, 1989-93	18
Bill Soens, 1966-68	18
Eric Brown, 1985-89	18
Constantin Popa, 1991-95	18
8. Ron Godfrey, 1958-61	16
9. Willie Allen, 1968-71	15
Mark Richardson, 1985-89	15

GAMES STARTED, SEASON

1. Sheldon McClellan, 2014-15 (38)	38
2. Tonye Jekiri, 2014-15 (37)	37
3. Kenny Kadji, 2012-13 (36)	36
Malcolm Grant, 2010-11 (36)	36
5. Shane Larkin, 2012-13 (36)	35
Durand Scott, 2010-11 (36)	35
7. Trey McKinney Jones, 2012-13 (36)	34
Reggie Johnson, 2010-11 (36)	34
Anthony King, 2007-08 (34)	34
Anthony King, 2005-06 (34)	34
Guillermo Diaz, 2005-06 (34)	34
Robert Hite, 2005-06 (34)	34
Mario Bland, 1999-2000 (34)	34
Elton Tyler, 1999-2000 (34)	34
John Salmons, 1999-2000 (34)	34

* Statistic not kept until the 1985-86 season.



INDIVIDUAL RECORDS - GAME, SEASON, CAREER

GAMES STARTED, CAREER*

1. Durand Scott, 2009-13	125
2. Darius Rice, 2000-04	113
3. Robert Hite, 2002-06	109
4. Kevin Norris, 1994-98	108
5. John Salmons, 1998-2002	106
Eric Brown, 1985-89	106
7. Anthony King, 2003-08	105
8. Alex Fraser, 1993-97	98
9. Mario Bland, 1998-00	97
10. Steven Edwards, 1992-96	91
Kevin Presto, 1985-89	91

CONSECUTIVE GAMES STARTED, CAREER*

1. Kevin Norris, 1994-98	108
2. John Salmons, 1998-2002	106
3. James Jones, 1999-2003	89
4. Jerome Scott, 1990-92	72
5. Anthony King, 2004-06	71
6. Guillermo Diaz, 2003-06	69
7. Alex Fraser, 1994-96	67
8. Tim James, 1997-99	61
9. Mario Bland, 1998-2000	58

*-years listed are the years of the consecutive starts

GAMES PLAYED, CAREER

1. Rion Brown, 2010-14	136
2. Durand Scott, 2009-13	132
3. Brian Asbury, 2005-09	130
4. Julian Gamble, 2008-13	129
5. Anthony King, 2003-08	126
6. Elton Tyler, 1997-00, 2001-02	124
John Salmons, 1998-2002	124
8. James Jones, 1999-2003	122
9. Robert Hite, 2002-06	121
Kevin Presto, 1985-89	121

MINUTES PLAYED, SEASON

1. Shane Larkin, 2012-13 (36)	1,311
2. Sheldon McClellan, 2014-15 (38)	1,278
3. Guillermo Diaz, 2005-06 (34)	1,196
4. Durand Scott, 2010-11 (36)	1,182
5. Rion Brown, 2010-14 (33)	1,166
6. Malcolm Grant, 2010-11 (36)	1,165
7. Durand Scott, 2012-13 (33)	1,142
8. Robert Hite, 2005-06 (34)	1,127
9. Tonye Jekiri, 2014-15 (37)	1,120
10. Vernon Jennings, 1999-00 (32)	1,117

MINUTES PLAYED, CAREER*

1. Durand Scott, 2009-13	4,238
2. John Salmons, 1998-2002	3,786
3. Eric Brown, 1985-89	3,761
4. Darius Rice, 2000-04	3,727
5. Robert Hite, 2002-06	3,566
6. Kevin Presto, 1985-89	3,453
7. Tim James, 1995-99	3,371
8. James Jones, 1999-2003	3,351
9. Kevin Norris, 1994-98	3,255
10. Rion Brown, 2010-14	3,191

20-POINT GAMES, SEASON

1. Eric Brown, 1988-89 (31)	24
Rick Barry, 1964-65 (26)	24
Rick Barry, 1963-64 (27)	24
4. Don Curnutt, 1969-70 (25)	21
Don Curnutt, 1968-69 (24)	21
6. Don Curnutt, 1967-68 (28)	19
7. Mike Wittman, 1966-67 (27)	17
Dick Hickox, 1959-60 (27)	17
9. Jack McClinton, 2008-09 (32)	16
10. Joe Wylie, 1990-91 (28)	15

20-POINT GAMES, CAREER

1. Rick Barry, 1962-65	61
Don Curnutt, 1967-70	61
3. Eric Brown, 1985-89	54
4. Dick Hickox, 1958-61	41
5. Jack McClinton, 2006-09	37
6. Darius Rice, 2000-04	35
7. Mike Wittman, 1964-67	33
8. Johnny Hemsley, 1996-00	29
Joe Wylie, 1988-91	29
10. Tim James, 1995-99	28
Ron Godfrey, 1958-61	28
Willie Allen, 1968-71	28

30-POINT GAMES, SEASON

1. Rick Barry, 1963-64 (27)	19
2. Rick Barry, 1964-65 (26)	18
3. Don Curnutt, 1968-69 (24)	11
4. Don Curnutt, 1969-70 (25)	10
5. Eric Brown, 1988-89 (31)	9
6. Rusty Parker, 1967-68 (28)	5
7. Don Curnutt, 1967-68 (28)	4
Mike Wittman, 1966-67 (26)	4
John Dampier, 1963-64 (27)	4
Dick Hickox, 1959-60 (27)	4

* Statistic not kept until the 1985-86 season.



FRESHMAN RECORDS - GAME - SINCE 2004-05

POINTS

29	Durand Scott at North Carolina	03/02/10
24	Dwayne Collins at Boston College	01/16/07
22	Reggie Johnson vs Wake Forest	03/11/10
21	Deandre Burnett vs Green Bay	12/06/15
	Durand Scott vs Duke	03/13/10

FIELD GOALS MADE

11	Durand Scott at North Carolina	03/02/10
10	Durand Scott vs Duke	03/13/10
	Dwayne Collins at Boston College	01/16/07
9	Durand Scott vs Duke	02/17/10
	Durand Scott vs Minnesota	12/02/09

FIELD GOAL ATTEMPTS

18	Denis Clemente at Temple	11/27/05
	Dwayne Collins at Boston College	01/16/07
17	Durand Scott vs Minnesota	12/02/09
16	Deandre Burnett vs Green Bay	12/06/15
15	Durand Scott vs Duke	03/13/10
	Durand Scott at North Carolina	03/02/10

FIELD GOAL PCT MIN 7 MADE

1.000 (8-8)	Reggie Johnson vs Wake Forest	03/11/10
.733 (11-15)	Durand Scott at UNC	03/02/10
.727 (8-11)	Manu Lecomte at Maryland	01/29/14
.700 (7-10)	Dwayne Collins vs Miss. St.	12/11/06
.700 (7-10)	Davon Reed vs UCF	11/21/13

3-POINT FIELD GOALS MADE

6	Rion Brown vs Maryland	03/02/11
5	James Palmer at Virginia Tech	03/07/15
	Davon Reed vs Arizona State	12/01/13
4	Davon Reed vs Virginia Tech	03/12/14
	Rion Brown vs McNeese State	11/24/10
	Shane Larkin at Purdue	11/29/11

3-POINT FG ATTEMPTS

12	Denis Clemente at Temple	11/27/05
10	Deandre Burnett vs Illinois	12/02/14
8	Deandre Burnett vs Green Bay	12/06/14
	Deandre Burnett vs Eastern Kentucky	12/19/14
	Davon Reed vs Arizona State	12/01/13
	Denis Clemente vs Wofford	12/10/05

3-PT FG PCT MIN 4 MADE

1.000 (5-5)	James Palmer at Virginia Tech	03/07/15
1.000 (4-4)	Shane Larkin at Purdue	11/29/11
.857 (6-7)	Rion Brown vs Maryland	03/02/11
.667 (4-6)	Rion Brown vs McNeese St.	11/24/10

FREE THROWS MADE

8	Reggie Johnson vs Duke	03/13/10
	Reggie Johnson vs Georgia Tech	02/10/10
	Shane Larkin vs Florida State	02/26/12
7	Julian Gamble vs North Florida	12/31/08
	Shane Larkin vs UNCG	01/02/12
	Reggie Johnson vs Virginia Tech	01/31/10
	Reggie Johnson vs Boston College	01/19/10

FREE THROW ATTEMPTS

10	Reggie Johnson vs Duke	03/13/10
	Reggie Johnson vs Georgia Tech	02/10/10
	Reggie Johnson vs Virginia Tech	01/31/10
	Julian Gamble vs North Florida	12/31/08
9	Shane Larkin vs Florida State	02/26/12

FT PCT MIN 8 MADE

.800 (8-10)	Reggie Johnson vs Duke	03/13/10
.800 (8-10)	Reggie Johnson vs Ga. Tech	02/10/10

REBOUNDS

14	Dwayne Collins vs Virginia	02/21/07
13	Dwayne Collins vs Boston College	02/07/07
	Dwayne Collins at Boston College	01/16/07
	Julian Gamble vs North Florida	12/31/08
12	Dwayne Collins vs Maryland	03/08/07
	Dwayne Collins at Maryland	01/10/07
	Dwayne Collins vs FIU	11/11/06
	Reggie Johnson vs Virginia Tech	03/12/10

ASSISTS

10	Durand Scott vs NC Central	11/14/09
8	Durand Scott vs Bethune-Cookman	12/30/09
	Durand Scott vs Nova Southeastern	11/16/09
	Eddie Rios vs Virginia	03/01/08
	Eddie Rios vs Marist	11/15/07

STEALS

6	Shane Larkin at North Carolina	01/10/12
	Shane Larkin at Ole Miss	11/25/11
4	Eddie Rios vs Florida Southern	11/09/07
	Durand Scott vs Minnesota	12/02/09
	Jimmy Graham vs Wofford	12/10/05
	Shane Larkin vs UNCG	01/02/12
	James Dews at Evansville	11/17/06

BLOCKED SHOTS

5	Dwayne Collins vs Mississippi St.	12/11/06
4	Reggie Johnson vs Florida State	03/06/10
	DeQuan Jones vs FIU	12/12/08
	Raphael Akpejiori vs McNeese St.	11/24/10
3	Omar Sherman vs NC State	01/22/15
	Reggie Johnson vs Virginia Tech	03/12/10
	Reggie Johnson vs FAU	12/19/09
	Julian Gamble vs NC Central	01/03/09
	Julian Gamble vs North Florida	12/31/08
	Julian Gamble at Kentucky	12/06/08

TURNOVERS

7	Durand Scott vs South Carolina	11/22/09
6	Denis Clemente vs UT-Arlington	11/13/05
	Manu Lecomte vs Duke	01/22/14
5	Eddie Rios at FIU	12/08/07
	Shane Larkin at North Carolina	01/10/12

MINUTES

41	Shane Larkin vs Maryland	02/01/12
40	Omar Sherman vs Virginia	01/03/15
38	Shane Larkin at Duke	02/05/12
	Dwayne Collins at Virginia Tech	02/24/07
	Dwayne Collins vs Boston College	02/07/07
	Manu Lecomte at North Carolina	01/08/14



FRESHMAN RECORDS - SEASON - SINCE 2004-05

SCORING

	G	Pts	Avg
Durand Scott (2009-10)	28	339	10.3
Dwyane Collins (2006-07)	32	274	8.6
Manu Lecomte (2013-14)	33	253	7.7
Shane Larkin (2011-12)	32	238	7.4
Davon Reed (2013-14)	33	217	6.6

REBOUNDING

	G	Reb	Avg
Dwyane Collins (2006-07)	32	207	6.5
Reggie Johnson (2009-10)	32	148	4.6
Durand Scott (2009-10)	28	131	4.0

FG PCT (Min. 100 att.)

	G	FGM-A	Pct
Dwyane Collins (2006-07)	32	106-197	.538
Reggie Johnson (2009-10)	32	60-115	.522
Durand Scott (2009-10)	28	126-277	.455
Manu Lecomte (2013-14)	33	85-200	.425

FIELD GOALS MADE

	FGM
Durand Scott (2009-10)	126
Dwyane Collins (2006-07)	106

FT PCT (Min. 40 att)

	G	FTM-A	Pct
Shane Larkin (2011-12)	32	60-70	.857
Reggie Johnson (2009-10)	32	84-107	.785
Manu Lecomte (2013-14)	33	56-72	.778
Deandre Burnett (2014-15)	28	39-53	.736
Durand Scott (2009-10)	28	71-106	.670

FREE THROWS MADE

	FTM
Reggie Johnson (2009-10)	84
Durand Scott (2009-10)	71
Dwyane Collins (2006-07)	62
Shane Larkin (2011-12)	60

FREE THROWS ATT.

	FTA
Reggie Johnson (2009-10)	107
Dwyane Collins (2006-07)	107
Durand Scott (2009-10)	106
Manu Lecomte (2013-14)	72
Shane Larkin (2011-12)	70

3-PT FG PCT (Min. 30 att)

	G	3FGM-A	Pct
Manu Lecomte (2013-14)	33	27-68	.397
Eddie Rios (2007-08)	34	19-51	.373
James Palmer (2014-15)	38	23-63	.365
Davon Reed (2013-14)	33	40-112	.357
Rion Brown (2010-11)	36	32-90	.356

3-PT FIELD GOALS MADE

	3FGM
Davon Reed (2013-14)	40
Rion Brown (2010-11)	32
Shane Larkin (2011-12)	32
Deandre Burnett (2014-15)	28
Manu Lecomte (2013-14)	27

3-PT FIELD GOALS ATT.

	3FGA
Davon Reed (2013-14)	112
Shane Larkin (2011-12)	99
Deandre Burnett (2014-15)	96
Rion Brown (2010-11)	90
Denis Clemente (2005-06)	89

ASSISTS

	Ast	Avg
Durand Scott (2009-10)	113	3.4
Shane Larkin (2011-12)	81	2.5
Manu Lecomte (2013-14)	77	2.3
Eddie Rios (2007-08)	70	2.1
Denis Clemente (2005-06)	70	2.1

BLOCKED SHOTS

	Blk	Avg
Reggie Johnson (2009-10)	21	0.7
Omar Sherman (2014-15)	20	0.5
Dwyane Collins (2006-07)	18	0.6
Jimmy Graham (2005-06)	14	0.4
Julian Gamble (2008-09)	14	0.6

STEALS

	Stl	Avg
Shane Larkin (2011-12)	50	1.6
Durand Scott (2009-10)	41	1.2
Garrius Adams (2009-10)	23	0.7
Manu Lecomte (2013-14)	21	0.6
Dwyane Collins (2006-07)	20	0.6
Denis Clemente (2005-06)	20	0.6

MINUTES PLAYED

	G	Min	Avg
Manu Lecomte (2013-14)	33	924	28.0
Durand Scott (2009-10)	28	917	27.8
Shane Larkin (2011-12)	32	820	25.6
Dwyane Collins (2006-07)	32	806	25.2
Denis Clemente (2005-06)	34	708	20.8



TEAM RECORDS - GAME - ACC GAMES ONLY

POINTS

96	Duke	02/20/08
95	Virginia	03/01/08
91	at Virginia	01/12/05
90	Duke	01/13/15
90	Duke	01/23/13
90	Maryland	02/01/12
90	Florida State	03/03/07
90	Georgia Tech	12/03/06

FIELD GOALS MADE

35	Duke	02/20/08
35	Duke	01/19/05
34	Florida State	03/03/07
33	Duke	01/23/13
33	Virginia	03/01/08
32	Georgia Tech	12/03/06
32	at Florida State	01/29/06
32	at Clemson	02/12/05
32	at Wake Forest	01/29/05

FIELD GOAL ATTEMPTS

77	Duke	01/19/05
76	at Boston College	01/15/08
73	at NC State	02/29/12
73	Maryland	02/01/12
73	at Duke	02/19/06
73	at Georgia Tech	01/06/05

FIELD GOAL PERCENTAGE

.638 (30-47)	at Florida State	02/13/13
.632 (24-38)	Virginia Tech	01/31/10
.587 (27-46)	at NC State	03/01/14
.582 (32-55)	at Clemson	02/12/05
.574 (35-61)	Duke	02/20/08

3 PT FIELD GOALS MADE

15	at Virginia Tech	03/07/15
15	North Carolina	02/09/13
13	North Carolina	01/26/11
13	at Wake Forest	01/29/05
12	Boston College	03/03/12
12	Wake Forest	02/18/12
12	Maryland	03/02/11
12	Wake Forest	01/31/06
12	Maryland	01/07/06

3 PT FG ATTEMPTS

34	at Virginia Tech	02/15/14
34	at North Carolina	03/02/10
32	at Florida State	02/26/11
32	at Georgia Tech	03/04/09
31	Wake Forest	02/18/12
31	at Maryland	01/31/09
31	Virginia Tech	01/25/09

3 PT FG PERCENTAGE, MIN. 7 MADE

.632 (12-19)	Maryland	01/07/06
.600 (15-25)	at Virginia Tech	03/07/15
.600 (9-15)	at Duke	02/07/09
.577 (15-26)	North Carolina	02/09/13
.571 (8-14)	at NC State	01/23/11

FREE THROWS MADE

31	Florida State	02/25/15
30	at Boston College	02/16/15
27	at Boston College	01/10/09
26	at NC State	30/01/14
26	Georgia Tech	01/12/08
26	at North Carolina	01/14/06

FREE THROW ATTEMPTS

38	Florida State	02/25/15
37	at Boston College	02/16/15
35	at Virginia	01/12/05
34	Florida State	02/26/12
34	NC State	03/07/09
34	at North Carolina	01/14/06

FREE THROW PCT, MIN. 10 MADE

.933 (14-15)	Boston College	01/15/11
.929 (13-14)	Clemson	01/18/12
.917 (22-24)	Maryland	02/23/08
.905 (19-21)	Virginia Tech	01/23/07
.900 (18-20)	North Carolina	02/12/06
.893 (25-28)	Boston College	03/05/08

REBOUNDS

55	at Maryland	01/10/07
53	Clemson	01/27/08
50	Virginia Tech	12/08/13
49	Duke	01/23/13
48	at Duke	02/05/12
48	at Georgia Tech	03/04/09

ASSISTS

21	Virginia Tech	02/18/15
21	Virginia	03/01/08
20	Wake Forest	02/18/12
19	Florida State	01/27/13
19	Clemson	01/18/12

STEALS

15	at North Carolina	01/22/05
13	at North Carolina	03/02/10
12	at Duke	01/13/15
12	Maryland	02/05/05
11	NC State	01/22/12
11	Duke	02/20/08
11	at Duke	02/19/06
11	at Wake Forest	01/29/05

BLOCKED SHOTS

9	Wake Forest	02/04/09
9	Florida State	01/15/05
8	at Florida State	02/10/14
8	at Virginia Tech	01/30/13
8	Duke	01/23/13
8	at North Carolina	01/10/13
8	Clemson	01/27/08

TURNOVERS

28	Georgia Tech	02/03/11
22	Duke	02/17/10
22	Clemson	12/21/08
22	Duke	02/20/08
21	at Georgia Tech	03/06/11

FOULS

31	at Florida State	03/08/08
31	at Duke	02/02/08
27	Virginia Tech	01/23/07
26	Virginia	01/03/15
26	at Virginia Tech	01/13/10
26	at Clemson	02/28/07

**OPPONENT TEAM RECORDS - GAME - ACC GAMES ONLY****POINTS**

105	at North Carolina	01/31/07
98	North Carolina	01/23/08
98	Florida State	03/03/07
95	Duke	02/20/08
94	at Wake Forest	01/29/05

FIELD GOALS MADE

36	North Carolina	01/23/08
36	at North Carolina	01/31/07
36	at Wake Forest	01/29/05
35	Clemson	12/21/08
34	Florida State	03/03/07

FIELD GOAL ATTEMPTS

76	at Duke	02/07/09
75	North Carolina	01/23/08
74	Duke	01/23/13
71	Clemson	12/21/08
69	Virginia Tech	12/08/13
69	at North Carolina	01/10/12

FIELD GOAL PERCENTAGE

.683 (28-41)	Duke	01/14/07
.610 (36-59)	at Wake Forest	01/29/05
.608 (31-51)	Duke	01/19/05
.596 (34-57)	Florida State	03/03/07
.591 (26-44)	Boston College	02/07/07

3 PT FIELD GOALS MADE

15	Duke	02/20/08
14	at NC State	01/27/09
14	at Duke	03/03/05
13	Duke	02/17/10
13	at Florida State	01/20/07
13	at Duke	02/19/06
13	Notre Dame	02/19/14

3 PT FG ATTEMPTS

39	at Duke	02/07/09
37	Duke	02/20/08
34	Virginia Tech	12/08/13
33	at Duke	03/03/05
31	at Duke	02/05/12
31	Florida State	01/21/09

3 PT FG PERCENTAGE, MIN. 7 MADE

.667 (12-18)	at NC State	12/18/05
.625 (10-16)	at Clemson	02/27/08
.611 (11-18)	at NC State	01/19/08
.583 (7-12)	at Wake Forest	02/23/13
.579 (11-19)	Virginia	02/05/11
.571 (8-14)	at Florida State	02/26/11

FREE THROWS MADE

34	Virginia Tech	01/23/07
32	at Florida State	03/08/08
31	at Florida State	02/18/09
29	at Duke	02/19/06
27	Virginia	01/03/15
27	Syracuse	01/25/14
27	at NC State	12/18/05

FREE THROW ATTEMPTS

42	at Florida State	03/08/08
42	Virginia Tech	01/23/07
40	at Duke	02/02/08
39	Virginia	01/03/15
35	Maryland	02/01/12
35	at Florida State	02/18/09
35	at Maryland	01/10/07

FREE THROW PERCENTAGE, MIN. 10 MADE

.933 (14-15)	at Duke	01/02/11
.917 (22-24)	North Carolina	01/23/08
.909 (10-11)	at Virginia	02/26/09
.905 (19-21)	NC State	03/07/09
.900 (18-20)	at North Carolina	01/14/06
.886 (31-35)	at Florida State	02/18/09

REBOUNDS

51	at North Carolina	03/02/10
51	Maryland	02/05/05
49	at North Carolina	01/31/07
48	Maryland	01/13/13
46	North Carolina	02/15/12
46	at Boston College	12/06/09

ASSISTS

26	at North Carolina	01/31/07
21	at Florida State	01/20/07
20	NC State	02/08/06
20	at Wake Forest	01/29/05
19	at Boston College	02/16/15
19	Virginia	01/03/15
19	at NC State	02/29/12
19	at NC State	01/23/11
19	at Maryland	01/26/10
19	Boston College	01/19/10
19	at Virginia	01/16/10
19	Clemson	12/21/08
19	at Boston College	01/15/08
19	at Boston College	02/16/06

STEALS

17	Georgia Tech	02/03/11
15	at Georgia Tech	03/06/11
13	Clemson	12/21/08
12	Duke	02/17/10
12	at Georgia Tech	02/17/08
12	at North Carolina	01/22/05

BLOCKED SHOTS

12	at NC State	12/18/05
9	at Wake Forest	02/23/13
9	at Georgia Tech	03/04/09
9	at Boston College	01/15/08
9	at Clemson	02/28/07
9	at Maryland	01/10/07

TURNOVERS

23	Duke	02/20/08
22	at Georgia Tech	02/17/08
20	at Maryland	03/01/06
20	Maryland	01/07/06
19	Maryland	02/01/12
19	Maryland	02/05/05
19	at North Carolina	01/22/05
19	at Virginia	01/12/05

FOULS

29	Florida State	02/26/12
28	Florida State	02/25/15
27	at Boston College	02/16/15
27	Virginia Tech	01/31/10
26	NC State	03/07/09
26	Georgia Tech	01/12/08
25	Duke	02/20/08
25	at Virginia	01/12/05



TEAM LOWS - GAME - ACC GAMES ONLY

POINTS

40	at Virginia	02/26/14
44	at Syracuse	01/04/14
45	at Virginia Tech	02/15/14
45	at Clemson	02/17/13
46	Duke	01/22/14

FIELD GOALS MADE

12	at Virginia	02/26/14
15	at Virginia Tech	02/15/14
16	at Wake Forest	02/02/10
17	at Syracuse	01/04/14
17	Duke	01/22/14
17	NC State	02/08/14
17	Florida State	01/19/11
17	at Virginia	01/16/10
17	Florida State	02/06/08
17	at Boston College	02/16/06

FIELD GOAL ATTEMPTS

38	Virginia Tech	01/31/10
39	Clemson	02/20/11
40	at Syracuse	01/04/14
40	Georgia Tech	02/03/11
43	at Georgia Tech	01/18/14

FIELD GOAL PERCENTAGE

.259 (15-58)	at Virginia Tech	02/15/14
.261 (12-46)	at Virginia	02/26/14
.296 (16-54)	at Wake Forest	02/02/10
.309 (17-55)	Florida State	02/06/08
.311 (19-61)	at Maryland	01/10/07

3 PT FIELD GOALS MADE

0	at Virginia	02/26/14
1	Virginia	02/19/13
1	at Duke	02/19/06
2	Duke	01/22/14
2	at Clemson	03/04/14
2	NC State	01/22/12
2	Georgia Tech	01/12/08
2	at Boston College	01/16/07

3 PT FG ATTEMPTS

7	Virginia	02/19/13
8	at Florida State	02/13/13
10	Duke	01/22/14
10	at NC State	03/01/14
11	at NC State	01/19/08
11	at Duke	02/02/08
11	at Duke	02/19/06
11	Clemson	01/26/05

3 PT FG PERCENTAGE

.000 (0-12)	at Virginia	02/26/14
.091 (1-11)	at Duke	02/19/06
.100 (2-20)	NC State	01/22/12
.105 (2-19)	Georgia Tech	01/12/08
.143 (1-7)	Virginia	02/19/13
.143 (3-21)	at NC State	02/02/13

FREE THROWS MADE

2	Florida State	01/15/14
2	at Clemson	03/04/14
2	Wake Forest	02/18/12
2	North Carolina	02/15/09
3	at Syracuse	01/04/14
3	at Georgia Tech	01/24/12

FREE THROW ATTEMPTS

2	North Carolina	02/15/09
3	at Georgia Tech	01/24/12
3	Wake Forest	02/18/12
3	Boston College	02/07/07
4	at Syracuse	01/04/14

FREE THROW PCT, MIN. 10 ATT.

.385 (5-13)	Maryland	01/13/13
.412 (7-17)	at Clemson	02/13/10
.417 (5-12)	at Clemson	02/28/07
.444 (12-27)	Clemson	12/21/08
.455 (5-11)	at North Carolina	01/17/09

REBOUNDS

16	Duke	01/14/07
21	at Boston College	12/06/09
22	at Florida State	02/01/15
22	at Florida State	02/13/13
22	North Carolina	02/12/06

ASSISTS

3	at Virginia	02/26/14
4	at Georgia Tech	01/18/14
5	at Virginia	01/07/12
5	at Maryland	02/21/12
5	at Maryland	01/26/10

STEALS

0	at Virginia	01/24/06
1	Syracuse	01/25/14
1	at Duke	03/02/13
1	Virginia Tech	01/25/09
1	at Clemson	02/27/08
1	at Virginia	02/03/07

BLOCKED SHOTS

0	at Wake Forest	02/11/15
0	Virginia	01/03/15
0	NC State	02/08/14
0	at Duke	03/02/13
0	at Duke	02/05/12
0	at Clemson	01/08/11
0	at Duke	02/02/08
0	at Boston College	01/16/07
0	Virginia Tech	01/23/07
0	at Clemson	02/28/07

TURNOVERS

3	at Virginia Tech	02/15/14
3	Boston College	02/22/14
4	Florida State	01/15/14
5	Boston College	01/10/15
5	Syracuse	01/25/14
5	at Clemson	03/04/14
5	at Boston College	01/29/12
5	NC State	03/07/09
5	Wake Forest	01/31/06

FOULS

7	North Carolina	02/09/13
7	Virginia Tech	02/09/12
9	Clemson	02/08/15
10	NC State	01/22/15
10	Notre Dame	02/19/14
10	Virginia	02/19/13
10	Florida State	01/15/05



OPPONENT TEAM LOWS - GAME - ACC GAMES ONLY

POINTS

38	Clemson	01/18/06
42	at Georgia Tech	01/18/14
42	Boston College	02/22/14
43	at Clemson	02/17/13
45	Clemson	02/08/15

FIELD GOALS MADE

13	at Georgia Tech	01/18/14
13	at Maryland	01/10/07
14	Boston College	02/22/14
15	Clemson	01/18/06
16	Virginia Tech	02/18/15
16	Florida State	01/27/13

FIELD GOAL ATTEMPTS

38	at Wake Forest	02/17/07
39	at Wake Forest	02/09/11
40	at NC State	12/18/05
41	at Florida State	02/01/15
41	Duke	01/14/07

FIELD GOAL PERCENTAGE

.224 (13-58)	at Maryland	01/10/07
.254 (15-59)	Clemson	01/18/06
.274 (17-62)	Georgia Tech	02/03/11
.281 (18-64)	at Florida State	02/22/05
.295 (13-44)	at Georgia Tech	01/18/14

3 PT FIELD GOALS MADE

2	Georgia Tech	01/28/15
2	at North Carolina	01/10/12
2	at Maryland	03/01/06
3	at Syracuse	01/04/14
3	Maryland	01/13/13
3	Florida State	01/27/13
3	Virginia Tech	02/27/13
3	Clemson	03/09/13
3	Florida State	01/19/11
3	at Boston College	12/06/09
3	Wake Forest	02/04/09
3	Boston College	03/05/08
3	at Virginia Tech	02/24/07

3 PT FG ATTEMPTS

7	NC State	02/27/10
9	at Florida State	02/01/15
9	at NC State	02/02/13
10	Georgia Tech	01/28/15
10	NC State	01/22/12
10	North Carolina	01/23/08
10	Florida State	03/05/06

3 PT FG PERCENTAGE

.125 (2-16)	at North Carolina	01/10/12
.143 (4-28)	Georgia Tech	02/03/11
.143 (4-28)	Clemson	01/18/06
.150 (3-20)	Wake Forest	02/04/09
.154 (2-13)	at Maryland	03/01/06

FREE THROWS MADE

0	Clemson	02/08/15
1	Virginia Tech	12/08/13
3	NC State	01/22/15
3	Notre Dame	02/19/14
3	Georgia Tech	03/06/13

FREE THROW ATTEMPTS

1	Clemson	02/08/15
3	Virginia Tech	12/08/13
4	NC State	01/22/15
5	Florida State	01/15/05
6	Notre Dame	02/19/14
6	North Carolina	02/09/13
6	Georgia Tech	03/06/13
6	Maryland	01/14/09

FREE THROW PCT, MIN. 10 ATT

.364 (4-11)	Clemson	01/18/06
.385 (5-13)	at Clemson	02/17/13
.400 (4-10)	Wake Forest	03/08/14
.421 (8-19)	at Syracuse	01/24/15
.444 (8-18)	Maryland	01/13/13

REBOUNDS

19	Virginia Tech	02/18/15
19	Wake Forest	03/08/14
20	at Virginia Tech	02/09/08
20	at Florida State	01/29/06
21	Clemson	03/09/13
21	at Wake Forest	02/09/11

ASSISTS

4	Maryland	01/13/13
6	Florida State	01/27/13
6	Boston College	02/05/13
6	Georgia Tech	02/03/11
7	8 times	

STEALS

0	at Virginia Tech	03/07/15
0	Boston College	02/22/14
0	at Boston College	02/16/06
1	NC State	01/22/15
1	Florida State	01/15/14
1	at Clemson	03/04/14
1	NC State	02/10/07
1	at Wake Forest	02/17/07
1	at North Carolina	01/14/06
1	Wake Forest	01/31/06
1	at Virginia	01/12/05

BLOCKED SHOTS

0	at Wake Forest	02/11/15
0	NC State	02/08/14
0	Boston College	03/03/12
0	Virginia Tech	01/31/10
0	at Maryland	01/31/09
0	at Wake Forest	01/29/08
0	Duke	02/20/08
0	Georgia Tech	12/03/06
0	at Florida State	01/20/07

TURNOVERS

5	Syracuse	01/25/14
5	Boston College	01/19/10
6	Boston College	01/10/15
6	Notre Dame	02/19/14
6	at Clemson	02/17/13

FOULS

7	at Georgia Tech	01/24/12
8	at Clemson	03/04/14
8	North Carolina	02/15/09
9	at NC State	01/23/11
9	Boston College	02/07/07

INDIVIDUAL RECORDS - GAME - ACC GAMES ONLY

POINTS

35	Jack McClinton vs. North Carolina	02/15/09
34	Jack McClinton at Duke	02/07/09
34	Jack McClinton vs. Virginia	03/01/08
32	Jack McClinton vs. Wake Forest	02/04/09
31	Jack McClinton vs. Florida State	03/03/07
31	Robert Hite at Florida State	01/29/06

FIELD GOALS MADE

13	Jack McClinton vs. North Carolina	02/15/09
12	Jack McClinton at Duke	02/07/09
12	Dwayne Collins vs. Duke	02/20/08
11	Reggie Johnson at Duke	02/05/12
11	Durand Scott vs. Maryland	02/01/12
11	Durand Scott at North Carolina	03/02/10
11	Jack McClinton vs. Wake Forest	02/04/09
11	Jack McClinton vs. Virginia	03/01/08
11	Robert Hite at Florida State	01/29/06
11	Anthony Harris at Wake Forest	01/29/05
11	Guillermo Diaz at North Carolina	01/22/05
11	Guillermo Diaz vs. Duke	01/19/05

FIELD GOAL ATT.

26	Jack McClinton at Boston College	01/15/08
25	Jack McClinton vs. North Carolina	02/15/09
23	Guillermo Diaz vs. Duke	01/19/05
22	Angel Rodriguez vs Virginia	01/03/15
22	Jack McClinton vs. Florida State	03/03/07
21	Jack McClinton vs. Virginia Tech	01/25/09
21	Robert Hite vs. Maryland	02/05/05

FG PCT, MIN 8 MADE

.900 (9-10)	Reggie Johnson at Duke	01/02/11
.857 (12-14)	Dwayne Collins vs. Duke	02/20/08
.818 (9-11)	Kenny Kadji vs. Duke	01/23/13
.818 (9-11)	Rion Brown at Georgia Tech	01/05/13
.800 (8-10)	Reggie Johnson at Wake Forest	02/09/11
.786 (11-14)	Durand Scott vs. Maryland	02/01/12

3-POINT FG MADE

7	Jack McClinton vs. North Carolina	02/15/09
7	Jack McClinton vs. Virginia	03/01/08
7	Robert Hite vs. Wake Forest	01/31/06
6	Rion Brown vs. Maryland	03/02/11
6	Adrian Thomas vs. Virginia	02/05/11
6	Jack McClinton vs. Wake Forest	02/04/09
6	Jack McClinton at Georgia Tech	02/17/08
6	Jack McClinton at Wake Forest	02/17/07
6	Robert Hite at Florida State	01/29/06

3-POINT FG ATT.

14	Jack McClinton at Georgia Tech	02/17/08
13	Jack McClinton at Wake Forest	02/17/07
12	Rion Brown at Virginia Tech	02/15/14
12	Malcolm Grant vs. Maryland	02/01/12
12	Adrian Thomas vs. Virginia	02/05/11
12	Jack McClinton vs. North Carolina	02/15/09
12	Jack McClinton vs. Virginia Tech	01/25/09
12	Jack McClinton vs. Virginia	03/01/08

3-PT FG PCT, MIN 5 MADE

1.000 (5-5)	James Palmer at Virginia Tech	03/07/15
1.000 (5-5)	Malcolm Grant at NC State	01/23/11
.857 (6-7)	Rion Brown vs. Maryland	03/02/11
.833 (5-6)	Manu Lecomte at Virginia Tech	03/07/15
.833 (5-6)	Davon Reed vs Louisville	02/03/15
.833 (5-6)	Jack McClinton at Duke	02/07/09

FREE THROWS MADE

16	Jack McClinton vs. NC State	03/07/09
12	Rion Brown at Maryland	01/29/14
12	Durand Scott at Clemson	01/08/11
12	Robert Hite at North Carolina	01/14/06
11	Dwayne Collins vs. Duke	02/17/10
11	Dwayne Collins at Boston College	01/10/09

FREE THROW ATT.

16	Jack McClinton vs. NC State	03/07/09
16	Robert Hite at North Carolina	01/14/06
14	Dwayne Collins vs. Duke	02/17/10
14	Dwayne Collins at Boston College	01/10/09
13	Rion Brown at Maryland	01/29/14
13	Durand Scott at Clemson	01/08/11

FT PCT, MIN 10 MADE

1.000 (16-16)	Jack McClinton vs. NC State	03/07/09
1.000 (10-10)	Lance Hurdle vs. Boston Co.	03/05/08
1.000 (10-10)	Jack McClinton vs. Ga. Tech	12/03/06
1.000 (10-10)	Guillermo Diaz at Virginia	01/12/05
.923 (12-13)	Rion Brown at Maryland	01/29/14
.923 (12-13)	Durand Scott at Clemson	01/08/11

REBOUNDS

17	Tonye Jekiri vs Clemson	02/08/15
16	Reggie Johnson vs. Maryland	03/02/11
15	Tonye Jekiri at Louisville	02/21/15
15	Tonye Jekiri vs Virginia Tech	02/18/15
15	Tonye Jekiri at Boston College	02/16/15
15	Tonye Jekiri at Syracuse	01/24/15
15	Tonye Jekiri vs Boston College	01/10/15
15	Brian Asbury at Georgia Tech	03/04/09
15	Dwayne Collins at Georgia Tech	03/04/09
15	Jimmy Graham vs. North Carolina	02/15/09

ASSISTS

9	Shane Larkin vs. North Carolina	02/09/13
9	Guillermo Diaz vs. Maryland	01/07/06
9	Anthony Harris at Wake Forest	01/29/05
8	Angel Rodriguez at Syracuse	01/24/15
8	Durand Scott vs. Duke	02/13/11
8	Malcolm Grant at North Carolina	03/02/10
8	Eddie Rios vs. Virginia	03/01/08
8	Anthony Harris vs. Florida State	03/03/07

STEALS

6	Shane Larkin at North Carolina	01/10/12
5	Davon Reed at Wake Forest	02/11/15
5	Angel Rodriguez at Duke	01/13/15
5	Shane Larkin at NC State	02/02/13
5	Adrian Thomas vs. Florida State	01/21/09
5	Anthony Harris vs. Florida State	03/03/07
5	Keaton Copeland vs. Duke	01/14/07

BLOCKED SHOTS

6	Anthony King vs. Florida State	01/15/05
5	Tonye Jekiri vs Clemson	02/08/15
5	Kenny Kadji vs. Florida State	02/26/12
5	Reggie Johnson at NC State	01/23/11
5	Jimmy Graham vs. North Carolina	02/15/09
5	Anthony King vs. Maryland	02/23/08
5	Jimmy Graham vs. Clemson	01/27/08
5	Dwayne Collins vs. Georgia Tech	01/12/08
5	Anthony King vs. Maryland	02/05/05

TURNOVERS

10	Durand Scott vs. Georgia Tech	02/03/11
6	Manu Lecomte vs. Duke	01/22/14
6	Durand Scott vs. Clemson	02/20/11
6	Garrius Adams vs. Georgia Tech	02/03/11
6	Jack McClinton vs. Georgia Tech	01/12/08
6	Anthony Harris vs. Florida State	03/03/07
6	Anthony Harris at Florida State	01/29/06
6	Anthony Harris vs. Maryland	01/07/06
6	Anthony Harris at Duke	03/03/05
6	Guillermo Diaz vs. Georgia Tech	02/26/05
6	Anthony Harris at Florida State	02/22/05
6	Anthony Harris at North Carolina	01/22/05



OPPONENT INDIVIDUAL RECORDS - GAME - ACC GAMES ONLY

POINTS

45	Al Thornton vs. Florida State	03/03/07
41	Sean Singletary vs. Virginia	03/01/08
36	Ryan Kelly at Duke	03/02/13
35	Xavier Rathan-Mayes vs Florida State	02/25/15
35	Tyler Hansbrough vs. North Carolina	01/23/08

FIELD GOALS MADE

16	Al Thornton vs. Florida State	03/03/07
13	Olivier Hanlan at Boston College	02/16/15
12	Sean Singletary vs. Virginia	03/01/08
11	Brice Johnson vs. North Carolina	02/28/15
11	Erick Green at Virginia Tech	01/30/13
11	Joe Trapani vs. Boston College	01/19/10
11	A.D. Vassallo vs. Virginia Tech	01/25/09
11	Tyler Hansbrough vs. North Carolina	02/12/06
11	Sean Singletary at Virginia	01/24/06
11	Eric Williams at Wake Forest	01/29/05
11	Shelden Williams vs. Duke	01/19/05

FIELD GOAL ATT.

26	Olivier Hanlan at Boston College	02/16/15
26	Terrell Stoglin vs. Maryland	02/01/12
25	Sean Singletary vs. Virginia	03/01/08
24	Al Thornton vs. Florida State	03/03/07
23	Jarell Eddie vs. Virginia Tech	12/08/13
23	Kyle Singler at Duke	02/07/09

FG PCT, MIN 7 MADE

1.000 (7-7)	Montay Brandon at Florida State	02/01/15
1.000 (7-7)	Dez Wells at Maryland	01/29/14
1.000 (7-7)	Ra'Sean Dickey vs. Georgia Tech	12/03/06
.917 (11-12)	Shelden Williams vs. Duke	01/19/05
.875 (7-8)	Jeff Allen at Virginia Tech	02/09/08
.875 (7-8)	DeMarcus Nelson vs. Duke	01/14/07
.875 (7-8)	Coleman Collins at Virginia Tech	02/19/05

3-POINT FG MADE

9	Lewis Clinch at Georgia Tech	03/04/09
7	Ryan Kelly at Duke	03/02/13
7	Toney Douglas vs. Florida State	01/21/09
7	Wayne Ellington at North Carolina	01/17/09
6	Xavier Rathan-Mayes vs Florida State	02/25/15
6	Dinos Mitoglou at Wake Forest	02/11/15
6	Pat Connaughton vs. Notre Dame	02/19/14
6	Jarell Eddie vs. Virginia Tech	12/08/13
6	Terrell Stoglin vs. Maryland	02/01/12
6	Sylven Landesberg vs. Virginia	02/23/10
6	Courtney Fells at NC State	01/27/09
6	J.J. Redick at Duke	02/19/06
6	Justin Gray vs. Wake Forest	01/31/06
6	J.J. Redick at Duke	03/03/05

3-POINT FG ATT.

20	Terrell Stoglin vs. Maryland	02/01/12
16	Lewis Clinch at Georgia Tech	03/04/09
14	Jarell Eddie vs. Virginia Tech	12/08/13
14	Toney Douglas vs. Florida State	01/21/09
12	Olivier Hanlan at Boston College	02/16/15
12	Trevor Cooney at Syracuse	01/04/14
12	Greg Paulus at Duke	02/07/09
12	Tyrese Rice at Boston College	01/10/09
12	J.J. Redick at Duke	03/03/05

3-PT FG PCT, MIN 5 MADE

1.000 (5-5)	C.J. Harris at Wake Forest	02/23/13
.857 (6-7)	Dinos Mitoglou at Wake Forest	02/11/15
.857 (6-7)	Pat Connaughton vs. ND	02/19/14
.833 (5-6)	Jeff Teague at Wake Forest	01/29/08
.778 (7-9)	Ryan Kelly at Duke	03/02/13

FREE THROWS MADE

17	C.J. Harris at Wake Forest	02/09/11
15	Tyler Hansbrough vs. North Carolina	01/23/08
15	Zabian Dowdell vs. Virginia Tech	01/23/07
14	Malcolm Delaney at Virginia Tech	01/13/10
14	Toney Douglas at Florida State	02/18/09

FREE THROW ATT.

18	C.J. Harris at Wake Forest	02/09/11
18	Zabian Dowdell vs. Virginia Tech	01/23/07
16	Malcolm Delaney at Virginia Tech	01/13/10
16	Tyler Hansbrough vs. North Carolina	01/23/08
15	Toney Douglas at Florida State	02/18/09

FT PCT, MIN 8 MADE

1.00 (11-11)	Al Thornton vs. Florida State	03/03/07
1.00 (11-11)	Jon Scheyer vs. Duke	01/14/07
1.000 (9-9)	Terrell Stoglin vs. Maryland	02/01/12
1.000 (9-9)	Gavin Grant at NC State	01/19/08
1.000 (8-8)	Ekene Ibekwe at Maryland	01/10/07
1.000 (8-8)	Shelden Williams vs. Duke	01/19/05

REBOUNDS

18	Gani Lawal vs. Georgia Tech	02/10/10
16	Trevor Booker vs. Clemson	12/21/08
15	Jahlil Okafor at Duke	01/13/15
15	Jabari Parker vs. Duke	01/22/14
15	Corey Raji vs. Boston College	02/21/09
15	Shelden Williams at Duke	02/19/06
15	Sharrod Ford vs. Clemson	01/26/05
15	Sean May at North Carolina	01/22/05

ASSISTS

12	Tyrese Rice at Boston College	01/16/07
10	Ty Lawson vs. North Carolina	01/23/08
10	Daniel Ewing at Duke	03/03/05
9	Devin Wilson at Virginia Tech	02/15/14
9	Kendall Marshall vs. North Carolina	02/15/12
9	Greivis Vasquez at Maryland	01/26/10
9	Malcolm Delaney at Virginia Tech	01/13/10
9	Greivis Vasquez at Maryland	01/31/09
9	Tyrese Rice vs. Boston College	03/05/08

STEALS

6	Chris Jones at Louisville	02/03/15
5	Iman Shumpert at Georgia Tech	03/06/11
5	Seth Curry vs. Duke	02/13/11
5	Iman Shumpert vs. Georgia Tech	02/03/11
5	Jon Scheyer vs. Duke	02/17/10
5	Brian Zoubek vs. Duke	02/17/10

BLOCKED SHOTS

7	Cedric Simmons at NC State	12/18/05
5	McKie, Travis at Wake Forest	02/23/13
5	Alade Aminu at Georgia Tech	03/04/09
5	Tyrelle Blair at Boston College	01/15/08

TURNOVERS

9	Rakim Sanders vs. Boston College	03/05/08
7	Bernard James at Florida State	02/11/12
6	Devin Thomas at Wake Forest	02/11/15
6	Jarell Eddie at Virginia Tech	01/30/13
6	Montay Brandon vs. Florida State	01/27/13
6	Jordan Daniels vs. Boston College	03/03/12
6	Chris Singleton vs. Florida State	03/06/10
6	Michael Snaer vs. Florida State	03/06/10
6	DeMarcus Nelson vs. Duke	02/20/08
6	Anthony Morrow at Georgia Tech	02/17/08
6	Kyle Visser at Wake Forest	02/17/07
6	Ilian Evtimov vs. North Carolina State	02/08/06
6	Ra'Sean Dickey at Georgia Tech	02/04/06
6	D.J. Strawberry vs. Maryland	01/07/06

INDIVIDUAL RECORDS - SEASON - ACC GAMES ONLY

SCORING

##	Player (Season)	G	Pts	Avg
1.	Jack McClinton (2008-09)	16	348	21.8
2.	Guillermo Diaz (2004-05)	16	331	20.7
3.	Jack McClinton (2007-08)	16	300	18.8
4.	Guillermo Diaz (2005-06)	16	298	18.6
5.	Rion Brown (2013-14)	18	290	16.1
6.	Robert Hite (2005-06)	16	279	17.4
7.	Kenny Kadji (2012-13)	18	264	14.7
8.	Sheldon McClellan (2014-15)	18	254	14.1
9.	Jack McClinton (2006-07)	16	250	15.6
10.	Shane Larkin (2012-13)	18	248	13.8

REBOUNDING

##	Player (Season)	G	Reb	Avg
1.	Tonye Jekiri (2014-15)	18	196	10.9
2.	Reggie Johnson (2010-11)	16	159	9.9
3.	Kenny Kadji (2012-13)	18	122	6.8
4.	Dwayne Collins (2006-07)	16	117	7.3
5.	Tonye Jekiri (2013-14)	18	110	6.1
	Dwayne Collins (2007-08)	16	110	6.9
	Anthony King (2007-08)	16	110	6.9
	William Frisby (2004-05)	16	110	6.9
	Anthony King (2004-05)	16	110	6.9
10.	Reggie Johnson (2011-12)	15	107	7.1

FIELD GOAL PCT (Min. 100 att.)

##	Player (Season)	G	FGM-A	Pct
1.	Dwayne Collins (2009-10)	15	61-103	.592
2.	Reggie Johnson (2010-11)	16	78-132	.591
3.	Dwayne Collins (2007-08)	16	65-114	.570
4.	Davon Reed (2014-15)	18	57-104	.548
5.	Kenny Kadji (2012-13)	18	96-183	.525
6.	Reggie Johnson (2011-12)	15	64-124	.516
7.	Dwayne Collins (2006-07)	16	58-113	.513
8.	Kenny Kadji (2011-12)	15	81-159	.509
9.	Tonye Jekiri (2014-15)	18	65-128	.508
10.	Shane Larkin (2012-13)	18	89-182	.489

FIELD GOALS MADE

##	Player (Season)	FGM
1.	Jack McClinton (2008-09)	113
	Guillermo Diaz (2004-05)	113
3.	Rion Brown (2013-14)	100
	Guillermo Diaz (2005-06)	100
5.	Robert Hite (2005-06)	97
6.	Jack McClinton (2007-08)	96
	Kenny Kadji (2012-13)	96
8.	Shane Larkin (2012-13)	89
9.	Robert Hite (2004-05)	88
10.	Sheldon McClellan (2014-15)	85

FREE THROW PCT (Min. 40 att)

##	Player (Season)	G	FTM-A	Pct
1.	Jack McClinton (2007-08)	16	57-62	.919
2.	Jack McClinton (2006-07)	16	44-49	.898
3.	Jack McClinton (2008-09)	16	69-77	.896
4.	Brian Asbury (2006-07)	16	39-45	.867
5.	Robert Hite (2004-05)	16	43-50	.860
6.	Lance Hurdle (2007-08)	16	54-63	.857
	William Frisby (2004-05)	16	36-42	.857
8.	Durand Scott (2010-11)	16	54-64	.844
9.	Sheldon McClellan (2014-15)	18	56-67	.836
10.	Brian Asbury (2007-08)	16	37-45	.822

FREE THROWS MADE

##	Player (Season)	FTM
1.	Jack McClinton (2008-09)	69
2.	Guillermo Diaz (2004-05)	66
3.	Angel Rodriguez (2014-15)	62
4.	Guillermo Diaz (2005-06)	60
5.	Jack McClinton (2007-08)	57
6.	Sheldon McClellan (2014-15)	56
7.	Durand Scott (2010-11)	54
	Lance Hurdle (2007-08)	54
9.	Rion Brown (2013-14)	50
10.	Garrius Adams (2013-14)	48

FREE THROWS ATTEMPTED

##	Player (Season)	FTA
1.	Guillermo Diaz (2004-05)	95
2.	Angel Rodriguez (2014-15)	81
3.	Garrius Adams (2013-14)	80
4.	Jack McClinton (2008-09)	77
	Dwayne Collins (2008-09)	77
6.	Guillermo Diaz (2005-06)	76
	Dwayne Collins (2009-10)	76
8.	Reggie Johnson (2010-11)	72
	Rion Brown (2013-14)	71
10.	Durand Scott (2009-10)	68

3-POINT FG PCT (Min. 30 att)

##	Player (Season)	G	3FGM-A	Pct
1.	Davon Reed (2014-15)	18	29-55	.527
2.	Manu Lecomte (2014-15)	18	23-44	.523
3.	Jack McClinton (2008-09)	16	53-117	.445
4.	Kenny Kadji (2012-13)	18	32-73	.438
5.	Kenny Kadji (2011-12)	15	20-46	.435
6.	Robert Hite (2005-06)	16	47-111	.423
7.	Malcolm Grant (2010-11)	16	43-103	.417
8.	Lance Hurdle (2007-08)	16	16-39	.410
9.	Jack McClinton (2007-08)	16	51-125	.408
10.	Jack McClinton (2006-07)	16	46-115	.400

3-POINT FIELD GOALS MADE

##	Player (Season)	3FGM
1.	Jack McClinton (2008-09)	53
2.	Jack McClinton (2007-08)	51
3.	Robert Hite (2005-06)	47
4.	Jack McClinton (2006-07)	46
5.	Malcolm Grant (2010-11)	43
6.	Adrian Thomas (2010-11)	41
7.	Rion Brown (2013-14)	40
8.	Guillermo Diaz (2004-05)	39
9.	Guillermo Diaz (2005-06)	38
10.	Malcolm Grant (2011-12)	32
	Kenny Kadji (2012-13)	32
	Shane Larkin (2012-13)	32

3-PT FIELD GOALS ATTEMPTED

##	Player (Season)	3FGA
1.	Jack McClinton (2007-08)	125
2.	Jack McClinton (2008-09)	117
3.	Rion Brown (2013-14)	116
4.	Jack McClinton (2006-07)	115
5.	Robert Hite (2005-06)	111
6.	Guillermo Diaz (2005-06)	109
7.	Malcolm Grant (2011-12)	108
	Adrian Thomas (2010-11)	108
9.	Malcolm Grant (2010-11)	103
10.	Guillermo Diaz (2004-05)	100

ASSISTS

##	Player (Season)	Ast	Avg
1.	Shane Larkin	87	4.8
2.	Anthony Harris (2004-05)	74	4.6
3.	Angel Rodriguez (2014-15)	69	4.3
4.	Anthony Harris (2005-06)	59	3.7
5.	Malcolm Grant (2009-10)	56	3.5
6.	Garrius Adams (2013-14)	55	3.1
7.	Anthony Harris (2006-07)	54	3.4
8.	Durand Scott (2010-11)	47	2.9
	Durand Scott (2012-13)	47	2.6
10.	Durand Scott (2011-12)	46	2.9

BLOCKED SHOTS

##	Player (Season)	Blk	Avg
1.	Anthony King (2004-05)	46	2.9
2.	Julian Gamble (2012-13)	41	2.3
3.	Kenny Kadji (2011-12)	25	1.7
4.	Tonye Jekiri (2014-15)	24	1.3
5.	Kenny Kadji (2012-13)	23	1.3
6.	Reggie Johnson (2010-11)	22	1.4
	Anthony King (2005-06)	22	1.4
8.	Anthony King (2007-08)	21	1.3
	Jimmy Graham (2008-09)	21	1.3
10.	Dwayne Collins (2009-10)	20	1.3

STEALS

##	Player (Season)	Stl	Avg
1.	Guillermo Diaz (2004-05)	34	2.1
2.	Shane Larkin (2012-13)	32	1.8
3.	Durand Scott (2012-13)	28	1.6
4.	Angel Rodriguez (2014-15)	25	1.4
	Robert Hite (2004-05)	25	1.6
6.	Brian Asbury (2006-07)	24	1.5
7.	Shane Larkin (2011-12)	23	1.4
	Gary Hamilton (2005-06)	23	1.4
	Guillermo Diaz (2005-06)	23	1.4
10.	Reggie Johnson (2010-11)	22	1.4

MINUTES PLAYED

##	Player (Season)	Min	Avg
1.	Shane Larkin (2012-13)	654	36.3
2.	Rion Brown (2013-14)	640	35.6
3.	Sheldon McClellan (2014-15)	616	34.2
4.	Durand Scott (2012-13)	611	33.9
5.	Garrius Adams (2013-14)	600	33.3
6.	Guillermo Diaz (2005-06)	584	36.5
7.	Tonye Jekiri (2014-15)	581	32.3
8.	Robert Hite (2005-06)	564	35.2
9.	Durand Scott (2010-11)	562	35.1
	Guillermo Diaz (2004-05)	562	35.1



INDIVIDUAL RECORDS - CAREER - ACC GAMES ONLY

SCORING

##	Player (Seasons)	Pts	Avg
1.	Jack McClinton (2006-09)	888	18.7
2.	Durand Scott (2009-13)	798	12.1
3.	Guillermo Diaz (2004-06)	629	19.7
4.	Dwayne Collins (2006-10)	613	9.9
5.	Rion Brown (2010-14)	566	8.3
6.	Anthony Harris (2004-07)	560	11.7
7.	Robert Hite (2004-06)	524	16.4
8.	Reggie Johnson (2009-13)	521	8.5
9.	Malcolm Grant (2009-12)	512	10.7
10.	James Dews (2006-10)	495	7.9

REBOUNDING

##	Player (Seasons)	Reb	Avg
1.	Dwayne Collins (2006-10)	427	6.9
2.	Reggie Johnson (2009-13)	417	6.8
3.	Tonye Jekiri (2012-p)	337	6.2
4.	Anthony King (2004-08)	319	6.5
5.	Durand Scott (2009-13)	274	4.2
6.	Brian Asbury (2005-09)	259	4.0
7.	Jimmy Graham (2005-09)	253	4.5
8.	Julian Gamble (2008-13)	219	3.7
9.	Kenny Kadji (2011-13)	210	6.4
10.	Rion Brown (2010-14)	209	3.1

FIELD GOAL PCT (Min. 1.5 FGM/game)

##	Player (Seasons)	FGM-A	Pct
1.	Dwayne Collins (2006-10)	236-429	.550
2.	Kenny Kadji (2011-13)	177-342	.518
3.	Anthony King (2004-08)	131-255	.514
4.	Julian Gamble (2008-13)	107-208	.514
5.	Reggie Johnson (2009-13)	191-376	.508
6.	Raymond Hicks (2004-08)	90-190	.474
7.	Jimmy Graham (2005-09)	84-178	.472
8.	Durand Scott (2009-13)	293-656	.447
9.	Guillermo Diaz (2004-06)	213-491	.434
10.	Manu Lecomte (2013-15)	86-201	.428

FIELD GOALS MADE

##	Player (Seasons)	FGM
1.	Durand Scott (2009-13)	293
2.	Jack McClinton (2006-09)	289
3.	Dwayne Collins (2006-10)	236
4.	Guillermo Diaz (2004-06)	213
5.	Anthony Harris (2004-07)	207
6.	Rion Brown (2010-14)	194
7.	Reggie Johnson (2009-13)	191
8.	Robert Hite (2004-06)	185
9.	James Dews (2006-10)	181
10.	Kenny Kadji (2011-13)	177

FREE THROW PCT (Min. 1 ftm/game)

##	Player (Seasons)	FTM-A	Pct
1.	Jack McClinton (2006-09)	170-188	.904
2.	William Frisby (2004-05)	36-42	.857
3.	James Dews (2006-10)	71-84	.845
4.	Robert Hite (2004-06)	81-98	.827
5.	Brian Asbury (2005-09)	112-139	.806
6.	Malcolm Grant (2009-12)	82-102	.804
7.	Lance Hurdle (2007-09)	77-98	.786
8.	Manu Lecomte (2013-15)	58-74	.784
9.	Durand Scott (2009-13)	170-224	.759
10.	Shane Larkin (2011-13)	65-88	.739

FREE THROWS MADE

##	Player (Seasons)	FTM
1.	Jack McClinton (2006-09)	170
	Durand Scott (2009-13)	170
3.	Dwayne Collins (2006-10)	141
4.	Guillermo Diaz (2004-06)	126
5.	Reggie Johnson (2009-13)	135
6.	Brian Asbury (2005-09)	112
7.	Rion Brown (2010-14)	87
8.	Anthony Harris (2004-07)	84
9.	Malcolm Grant (2009-12)	82
10.	Robert Hite (2004-06)	81

FREE THROWS ATTEMPTED

##	Player (Season)	FTA
1.	Dwayne Collins (2006-10)	249
2.	Durand Scott (2009-13)	224
3.	Reggie Johnson (2009-13)	195
4.	Jack McClinton (2006-09)	188
5.	Guillermo Diaz (2004-06)	171
6.	Brian Asbury (2005-09)	139
7.	Rion Brown (2010-14)	121
	Kenny Kadji (2011-13)	121
9.	Anthony Harris (2004-07)	119
10.	Garrius Adams (2009-14)	118

3-POINT FG PCT (Min. 70 attempts)

##	Player (Seasons)	3FGM-A	Pct
1.	Manu Lecomte (2013-15)	38-83	.458
2.	Kenny Kadji (2011-13)	52-119	.437
3.	Jack McClinton (2006-09)	150-357	.420
4.	Lance Hurdle (2007-09)	32-80	.400
5.	Adrian Thomas (2005-11)	99-258	.384
6.	Trey McKinney Jones (2011-13)	46-124	.371
7.	Robert Hite (2004-06)	73-198	.369
8.	Guillermo Diaz (2004-06)	77-209	.368
9.	Malcolm Grant (2009-12)	104-285	.365
10.	Rion Brown (2010-14)	91-271	.336
	Shane Larkin (2011-13)	43-128	.336

3-POINT FIELD GOALS MADE

##	Player (Seasons)	3FGM
1.	Jack McClinton (2006-09)	150
2.	Malcolm Grant (2009-p)	104
3.	Adrian Thomas (2005-11)	99
4.	Rion Brown (2010-14)	91
5.	Guillermo Diaz (2004-06)	77
6.	Robert Hite (2004-06)	73
7.	James Dews (2006-10)	62
	Anthony Harris (2004-07)	62
9.	Kenny Kadji (2011-13)	52
10.	Garrius Adams (2009-14)	50

3-PT FIELD GOALS ATTEMPTED

##	Player (Seasons)	3FGA
1.	Jack McClinton (2006-09)	357
2.	Malcolm Grant (2009-12)	285
3.	Rion Brown (2010-14)	271
4.	Adrian Thomas (2005-11)	258
5.	James Dews (2006-10)	218
6.	Guillermo Diaz (2004-06)	209
7.	Robert Hite (2004-06)	198
8.	Anthony Harris (2004-07)	187
9.	Garrius Adams (2009-14)	166
10.	Durand Scott (2009-13)	140

ASSISTS

##	Player (seasons)	Ast	Avg
1.	Anthony Harris (2004-07)	187	3.9
2.	Durand Scott (2009-13)	178	2.7
3.	Malcolm Grant (2009-12)	132	2.8
4.	Shane Larkin (2011-13)	128	3.8
5.	Jack McClinton (2006-09)	111	2.3
6.	Garrius Adams (2009-14)	97	2.5
7.	James Dews (2006-10)	86	1.4
8.	Lance Hurdle (2007-09)	82	2.6
9.	Guillermo Diaz (2004-06)	75	2.3
10.	Manu Lecomte (2013-15)	73	2.0

BLOCKED SHOTS

##	Player (seasons)	Blk	Avg
1.	Anthony King (2004-08)	90	1.8
2.	Julian Gamble (2008-13)	69	1.2
3.	Reggie Johnson (2009-13)	50	0.8
4.	Kenny Kadji (2011-13)	48	1.5
5.	Tonye Jekiri (2012-p)	46	0.8
6.	Jimmy Graham (2005-09)	45	0.8
7.	Dwayne Collins (2006-10)	43	0.7
8.	Gary Hamilton (2004-06)	26	0.8
9.	DeQuan Jones (2008-12)	19	0.4
10.	Cyrus McGowan (2008-10)	17	0.5

STEALS

##	Player (seasons)	Stl	Avg
1.	Durand Scott (2009-13)	91	1.4
2.	Guillermo Diaz (2004-06)	57	1.8
3.	Shane Larkin (2011-13)	55	1.6
4.	Brian Asbury (2005-09)	53	0.8
5.	James Dews (2006-10)	48	0.8
6.	Robert Hite (2004-06)	46	1.4
7.	Garrius Adams (2009-14)	43	0.8
8.	Dwayne Collins (2006-10)	39	0.6
9.	Gary Hamilton (2004-06)	37	1.2
10.	Jack McClinton (2006-09)	36	0.8

MINUTES PLAYED

##	Player (seasons)	Min	Avg
1.	Durand Scott (2009-13)	2,155	32.7
2.	Jack McClinton (2006-09)	1,624	33.8
3.	Rion Brown (2010-14)	1,586	23.3
4.	James Dews (2006-10)	1,579	25.1
5.	Dwayne Collins (2006-10)	1,571	25.1
6.	Garrius Adams (2009-14)	1,404	25.5
7.	Anthony Harris (2004-07)	1,403	29.2
8.	Malcolm Grant (2009-12)	1,381	28.8
9.	Reggie Johnson (2009-13)	1,361	22.3
10.	Anthony King (2004-08)	1,318	26.9

TEAM RECORDS BY HALF, SINCE 2004-05

POINTS

61	Nova Southeastern (1st)	11/16/09
60	Virginia (2nd)	03/01/08
60	Lafayette (1st)	11/25/06

FIELD GOALS MADE

23	Ole Miss (1st)	11/30/10
22	Florida Southern (1st)	11/09/07
22	Lafayette (1st)	11/25/06
21	Stetson (2nd)	11/09/12
21	at Clemson (2nd)	02/12/05

FIELD GOAL ATTEMPTS

46	Florida Southern (2nd)	11/15/08
45	at Duke (1st)	02/19/06
44	Florida Southern (2nd)	11/09/07

FIELD GOAL PERCENTAGE

.739 (17-23)	at Florida State (1st)	02/13/13
.706 (12-17)	vs. Florida Atlantic (2nd)	12/17/11
.700 (14-20)	Virginia Tech (1st)	01/31/10
.696 (16-23)	vs. Boston College (2nd)	03/15/13
.682 (15-22)	Wake Forest (2nd)	03/08/14
.682 (15-22)	at NC State (2nd)	03/01/14

3 PT FIELD GOALS MADE

12	Nova Southeastern (1st)	11/16/09
10	at Virginia Tech (1st)	03/07/15
10	North Carolina (1st)	02/09/13
10	at Florida Gulf Coast (1st)	11/27/10
10	at Wake Forest (1st)	01/29/05

3 PT FG ATTEMPTS

23	at Maryland (2nd)	01/31/09
20	at FGCU (1st)	11/27/10
20	at North Carolina (2nd)	03/02/10
20	at Georgia Tech (2nd)	03/04/09

3 PT FG PERCENTAGE (MADE 7)

.909 (10-11)	at Wake Forest (1st)	01/29/05
.778 (7-9)	at Charlotte (2nd)	11/25/14
.778 (7-9)	North Florida (1st)	12/20/07
.778 (7-9)	Florida Southern (1st)	11/09/07
.727 (8-11)	Boston College (2nd)	02/05/13

FREE THROWS MADE

23	at Richmond (2nd)	03/24/15
23	Florida State (2nd)	02/25/15
23	NC State (2nd)	03/07/09
22	Alabama State (2nd)	11/28/07
21	NC Central (2nd)	03/17/15
21	Missouri State (2nd)	03/21/11
21	North Florida (2nd)	12/31/08
21	vs. NC State (2nd)	03/13/08

FREE THROW ATTEMPTS

32	NC State (2nd)	03/07/09
29	Alabama State (2nd)	11/28/07
28	at Richmond (2nd)	03/24/15
28	Florida State (2nd)	02/25/15
28	at Florida State (2nd)	02/10/14

FREE THROW PERCENTAGE (MIN. 10 MADE)

1.000 (16-16)	at Wake Forest (2nd)	02/09/11
1.000 (13-13)	Tennessee Tech (2nd)	12/23/04
1.000 (12-12)	Illinois (2nd)	12/02/14
1.000 (10-10)	Notre Dame (2nd)	02/19/14
1.000 (10-10)	Lafayette (2nd)	11/25/06
1.000 (10-10)	North Carolina (1st)	02/12/06

REBOUNDS

33	at Maryland (1st)	01/10/07
32	NC Central (2nd)	01/03/09
31	Wofford (1st)	11/20/04
31	Florida Southern (2nd)	11/15/08

ASSISTS

17	Nova Southeastern (1st)	11/16/09
16	Lafayette (1st)	11/25/06
16	Alcorn State (1st)	11/14/06
15	Penn (2nd)	01/02/08
15	Florida Southern (1st)	11/09/07

STEALS

10	at North Carolina (2nd)	01/22/05
9	vs. North Carolina (1st)	03/11/11
9	USC Upstate (1st)	11/28/09
9	Penn (1st)	01/02/08
8	Howard (1st)	11/14/14
8	vs. Arizona (2nd)	12/23/12
8	NC State (2nd)	01/22/12
8	North Carolina Central (2nd)	11/14/09
8	at North Carolina (1st)	03/02/10
8	Florida Southern (2nd)	11/09/07
8	Duke (1st)	02/20/08
8	Florida Atlantic (2nd)	11/29/04
8	Oklahoma State (1st)	03/15/06
8	at Duke (1st)	02/19/06

BLOCKED SHOTS

10	Florida Atlantic (1st)	11/29/04
9	Charlotte (1st)	12/14/12
8	vs. VCU (2nd)	11/16/07
7	FIU (2nd)	12/12/08
7	South Carolina State (1st)	11/23/04

TURNOVERS

16	Georgia Tech (2nd)	02/03/11
16	Clemson (1st)	12/21/08
14	at Georgia Tech (2nd)	03/06/11
14	at Maryland (1st)	01/26/10

FOULS

24	vs. UCF (2nd)	12/18/10
18	Virginia (2nd)	03/01/08
18	at Clemson (2nd)	02/27/08
18	Virginia Tech (2nd)	01/23/07
18	at Maryland (2nd)	01/10/07

Listing does not include the following games:

Nov. 16, 2007 – Miami vs. VCU

Nov. 18, 2007 – Miami vs. Providence



OPPONENT TEAM RECORDS BY HALF, SINCE 2004-05

POINTS

64	at North Carolina (2nd)	01/31/07
59	Duke (2nd)	02/20/08
59	at Duke (1st)	02/19/06

FIELD GOALS MADE

23	Clemson (2nd)	12/21/08
22	South Alabama (2nd)	11/28/14
22	at North Carolina (2nd)	01/31/07
19	North Carolina (2nd)	01/23/08

FIELD GOAL ATTEMPTS

47	South Alabama (2nd)	11/28/14
42	Florida Atlantic (1st)	11/29/04
41	North Carolina (1st)	01/23/08
40	vs. Temple (2nd)	03/31/15
40	vs. South Carolina (2nd)	11/22/09

FIELD GOAL PERCENTAGE

.810 (17-21)	Duke (1st)	01/14/07
.750 (15-20)	vs. UCF (2nd)	12/18/10
.750 (9-12)	at Northwestern (2nd)	11/28/06
.708 (17-24)	Binghamton (2nd)	12/20/06
.700 (14-20)	Boston College (2nd)	02/07/07
.696 (16-23)	at Maryland (2nd)	01/29/14
.696 (16-23)	Memphis (2nd)	12/06/11

3 PT FIELD GOALS MADE

11	at Wake Forest (1st)	02/11/15
10	Duke (2nd)	02/20/08
9	Eastern Kentucky (2nd)	12/19/14
9	Duke (2nd)	02/17/10
9	at North Carolina (2nd)	01/17/09
9	vs. Texas (1st)	03/23/08
9	at Florida State (1st)	01/20/07
9	at Duke (1st)	02/19/06
9	NC State (1st)	02/08/06

3 PT FG ATTEMPTS

22	at Duke (2nd)	02/07/09
21	vs. Akron (2nd)	12/23/10
21	Stetson (2nd)	11/29/08
21	at Duke (2nd)	03/03/05
21	vs. Duke (1st)	03/10/06
20	at Massachusetts (1st)	12/01/12
20	Duke (2nd)	02/20/08

3 PT FG PERCENTAGE (MIN. 7 MADE)

.778 (7-9)	at Virginia Tech (1st)	01/13/10
.778 (7-9)	at Clemson (1st)	02/27/08
.778 (7-9)	at Louisville (2nd)	12/23/06
.700 (7-10)	at Wake Forest (1st)	02/23/13
.692 (9-13)	at Florida State (1st)	01/20/07

FREE THROWS MADE

24	Virginia (2nd)	03/01/08
22	at Florida State (2nd)	03/08/08
22	Virginia Tech (2nd)	01/23/07
21	at Maryland (2nd)	01/10/07
20	vs. Florida State (2nd)	03/09/12
20	at Florida State (2nd)	02/18/09

FREE THROW ATTEMPTS

37	vs. UCF (2nd)	12/18/10
29	Virginia Tech (2nd)	01/23/07
28	Virginia (2nd)	03/01/08
28	at Clemson (2nd)	02/27/08
27	at Wake Forest (2nd)	02/17/07
27	at Maryland (2nd)	01/10/07

FREE THROW PERCENTAGE (MIN. 10 MADE)

1.000 (10-10)	Florida State (2nd)	01/15/14
1.000 (10-10)	at Duke (2nd)	01/02/11
1.000 (10-10)	North Carolina (1st)	01/23/08
.947 (18-19)	at Duke (1st)	02/19/06
.944 (17-18)	at NC State (2nd)	12/18/05

REBOUNDS

31	at North Carolina (1st)	03/02/10
31	Maryland (1st)	02/05/05
29	vs. Virginia Tech (2nd)	03/14/08
29	at North Carolina (2nd)	01/31/07
28	South Alabama (2nd)	11/28/14
28	at Boston College (1st)	12/06/09

ASSISTS

15	at Florida (1st)	03/20/09
14	at Boston College (1st)	01/15/08
14	at Louisville (2nd)	12/23/06
14	at North Carolina (1st)	01/31/07
14	at Boston College (2nd)	02/16/06
14	at Boston College (2nd)	02/16/06

STEALS

11	Georgia Tech (2nd)	02/03/11
10	at Florida State (1st)	02/26/11
9	UNCG (2nd)	01/02/12
9	at Georgia Tech (2nd)	03/06/11
9	vs. Virginia Tech (1st)	03/12/10

BLOCKED SHOTS

7	vs. Florida Atlantic (2nd)	12/19/09
7	at Georgia Tech (1st)	03/04/09
7	at Mississippi State (1st)	12/13/07
7	at Massachusetts (2nd)	01/02/07
7	at NC State (1st)	12/18/05
6	at Louisville (1st)	02/21/15
6	vs. Florida State (1st)	03/09/12
6	Maryland (1st)	01/14/09
6	Virginia (1st)	02/21/07
6	at Maryland (1st)	01/10/07

TURNOVERS

15	Nova Southeastern (1st)	11/16/09
15	at Georgia Tech (1st)	02/17/08
14	vs. North Carolina (1st)	03/11/11
14	USC Upstate (1st)	11/28/09
14	North Carolina Central (1st)	11/14/09
14	Duke (1st)	02/20/08
14	Penn (1st)	01/02/08

FOULS

21	NC State (2nd)	03/07/09
19	Florida State (2nd)	02/26/12
19	Florida Atlantic (2nd)	01/05/09

Listing does not include the following games:

Nov. 16, 2007 – Miami vs. VCU

Nov. 18, 2007 – Miami vs. Providence



TEAM LOWS BY HALF, SINCE 2004-05

POINTS

15	at Virginia Tech (1st)	02/15/14
16	vs. Marquette (1st)	03/28/13
16	at Florida State (1st)	02/26/11
17	at Virginia (1st)	01/07/12
18	at Richmond (1st)	03/24/15
18	at Florida State (2nd)	02/01/15
18	Pittsburgh (2nd)	02/05/14
18	at Clemson (1st)	02/17/13
18	Florida Gulf Coast(2nd)	11/22/11

FIELD GOALS MADE

4	at Virginia (2nd)	02/26/14
4	FGCU (2nd)	11/22/11
5	at Virginia Tech (1st)	02/15/14
5	at Florida State (1st)	02/26/11
5	at Virginia (1st)	01/16/10

FIELD GOAL ATTEMPTS

14	NC Central (2nd)	03/17/15
15	Jacksonville (1st)	11/16/12
16	at Maryland (1st)	01/26/10
17	vs. Florida Atlantic (2nd)	12/17/11
18	Virginia Tech (2nd)	01/31/10
18	at Florida State (1st)	02/06/10

FIELD GOAL PERCENTAGE

.167 (4-24)	FGCU (2nd)	11/22/11
.172 (5-29)	at Florida State (1st)	02/26/11
.185 (5-27)	at Virginia Tech (1st)	02/15/14
.190 (4-21)	at Virginia (2nd)	02/26/14
.206 (7-34)	Maryland (1st)	02/05/05

3 PT FIELD GOALS MADE

0	Numerous times	
	Last at Richmond (1st)	03/24/15

3 PT FG ATTEMPTS

1	at Florida State (1st)	02/13/13
2	at Maryland (2nd)	02/21/12
2	at FIU (2nd)	12/08/07
3	at Pittsburgh (2nd)	03/04/15
3	Wake Forest (2nd)	03/08/14
3	at Clemson (1st)	03/04/14
3	Virginia (2nd)	02/19/13
3	Morgan State (2nd)	11/24/07
3	vs. NC State (2nd)	03/13/08
3	vs. Maryland (2nd)	03/08/07

3 PT FG PERCENTAGE (MIN. 7 ATTEMPTS)

.000 (0-10)	at Rutgers (2nd)	11/21/10
.000 (0-9)	Minnesota (1st)	03/19/12
.000 (0-9)	North Carolina A&T (2nd)	11/22/05
.000 (0-8)	at Richmond (1st)	03/24/15
.000 (0-7)	at Virginia (1st)	02/26/14
.000 (0-7)	vs. Indiana State (2nd)	12/25/12

FREE THROWS MADE

0	Numerous times	
	Last at Richmond (1st)	03/24/15

FREE THROW ATTEMPTS

0	Numerous times	
	Last at Richmond (1st)	03/24/15

FREE THROW PERCENTAGE (MIN. 10 ATT)

.273 (3-11)	FGCU (2nd)	11/25/09
.273 (3-11)	Clemson (1st)	12/21/08
.333 (4-12)	vs. South Carolina (1st)	11/22/09
.333 (1-3)	Boston College (2nd)	01/21/06
.400 (6-15)	at Clemson (2nd)	02/13/10
.400 (4-10)	Duke (2nd)	01/14/07
.417 (5-12)	FIU (2nd)	12/12/08
.417 (5-12)	Florida Southern (2nd)	11/09/07

REBOUNDS

6	vs. Florida Atlantic (2nd)	12/17/11
8	at Boston College (2nd)	02/16/15
8	vs. Arizona (1st)	12/23/12
8	at Florida State (1st)	02/06/10
8	Duke (2nd)	01/14/07
8	Duke (1st)	01/14/07

ASSISTS

1	Numerous times	
	Last at Richmond (1st)	03/24/15

STEALS

0	Numerous times.	
	Last vs. Virginia Tech (2nd)	03/11/15

BLOCKED SHOTS

0	Numerous times.	
	Last at Richmond (2nd)	03/24/15

TURNOVERS

0	at Virginia Tech (1st)	02/15/14
1	vs. Virginia Tech (2nd)	03/11/15
1	at Syracuse (2nd)	01/24/15
1	Florida State (2nd)	01/15/14
1	Boston College (1st)	02/22/14
1	at Boston College (2nd)	01/16/13
1	at NC State (2nd)	02/02/13
1	Rutgers (2nd)	11/15/11
1	at Virginia (2nd)	01/16/10
1	Boston College (2nd)	03/05/08

FOULS

1	Virginia Tech (1st)	02/09/12
2	vs. Illinois (1st)	03/24/13
2	at Florida State (1st)	02/11/12
2	at Georgia Tech (1st)	03/08/12
2	Valparaiso (1st)	03/14/12
2	Tennessee Tech (1st)	12/23/04

Listing does not include the following games:

Nov. 16, 2007 – Miami vs. VCU

Nov. 18, 2007 – Miami vs. Providence



OPPONENT TEAM LOWS BY HALF, SINCE 2004-05

POINTS

12	College of Charleston (1st)	12/30/14
14	Maryland (1st)	01/13/13
15	vs. San Diego (2nd)	11/24/08
15	Wofford (2nd)	12/10/05
16	Savannah State (2nd)	12/08/14
16	at Clemson (1st)	02/17/13
16	at Georgia Tech (2nd)	03/08/12

FIELD GOALS MADE

4	North Florida (2nd)	12/31/08
5	at Georgia Tech (1st)	01/18/14
5	Florida State (1st)	01/19/11
5	vs. NC State (1st)	03/13/08
5	Birmingham-Southern (1st)	12/03/05

FIELD GOAL ATTEMPTS

12	at Northwestern (2nd)	11/28/06
16	at Virginia Tech (2nd)	02/24/07
17	at Virginia (2nd)	02/26/14
17	at Boston College (2nd)	01/29/12
17	at Wake Forest (2nd)	02/09/11
17	at Virginia Tech (2nd)	02/19/05
17	North Carolina A&T (2nd)	11/22/05

FIELD GOAL PERCENTAGE

.161 (5-31)	Birmingham-So. (1st)	12/03/05
.190 (4-21)	North Florida (2nd)	12/31/08
.192 (5-26)	Florida State (1st)	01/19/11
.194 (6-31)	at Duke (1st)	02/07/09
.200 (6-30)	N.C. Central (2nd)	01/03/09
.207 (6-29)	at Maryland (1st)	01/10/07

3 PT FIELD GOALS MADE

0	Numerous times	
	Last Temple (2nd)	03/31/15

3 PT FG ATTEMPTS

1	vs. Marquette (2nd)	03/28/13
2	at Wake Forest (2nd)	02/23/13
2	at Virginia Tech (2nd)	02/24/07
3	at Florida Gulf Coast (2nd)	11/13/12
3	at NC State (2nd)	02/02/13
3	at Georgia Tech (2nd)	01/24/12
3	vs. Virginia (2nd)	03/10/11
3	NC State (2nd)	02/27/10
3	North Florida (2nd)	12/31/08
3	at FIU (1st)	12/07/04
3	Florida State (2nd)	03/05/06

3 PT FG PERCENTAGE (MIN. 10 ATT.)

.000 (0-10)	Florida State (2nd)	01/27/13
.000 (0-10)	N.C. Central (2nd)	11/19/10
.000 (0-10)	at Kentucky (2nd)	12/06/08
.000 (0-10)	N.C. Central (2nd)	01/03/09
.071 (1-14)	Georgia Tech (1st)	02/03/11

FREE THROWS MADE

0	Numerous times	
	Last vs. Stanford (1st)	04/02/15

FREE THROW ATTEMPTS

0	Numerous times	
	Last vs. Virginia Tech (1st)	03/11/15

FREE THROW PERCENTAGE (MIN. 10 ATT.)

.167 (2-12)	Florida State (2nd)	01/19/11
.364 (4-11)	at Clemson (2nd)	02/17/13
.364 (4-11)	Virginia (2nd)	02/05/11
.400 (6-15)	North Carolina A&T (2nd)	12/23/07
.400 (6-15)	at Clemson (2nd)	02/28/07
.400 (4-10)	Georgia Tech (1st)	02/10/10
.400 (4-10)	Maryland (1st)	02/05/05
.400 (6-15)	Morgan State (2nd)	11/19/05

REBOUNDS

7	Wake Forest (2nd)	03/08/14
7	Clemson (2nd)	03/09/13
7	at Florida State (1st)	02/13/13
7	Virginia Tech (2nd)	02/18/15
8	at Virginia Tech (1st)	03/07/15
8	at Florida (2nd)	11/17/15
8	Virginia (2nd)	02/05/11
8	at Wake Forest (2nd)	02/09/11
8	Minnesota (1st)	12/02/09
8	North Florida (1st)	12/31/08
8	at Virginia Tech (2nd)	02/09/08

ASSISTS

1	vs. Temple (2nd)	03/31/15
1	Illinois (1st)	12/02/14
1	NC State (2nd)	02/08/14
1	Florida State (2nd)	01/27/13
1	Maryland (1st)	01/13/13
1	at Clemson (1st)	02/17/13
1	Florida Atlantic (1st)	03/16/11
1	North Florida (2nd)	12/31/08
1	at Florida State (2nd)	03/08/08
1	North Florida (1st)	12/20/07
1	Birmingham-Southern (1st)	12/03/05

STEALS

0	Numerous times.	
	Last at Virginia Tech (2nd)	03/37/15

BLOCKED SHOTS

0	Numerous times.	
	Last vs. Alabama (2nd)	03/21/15

TURNOVERS

0	Syracuse (2nd)	01/25/14
1	vs. Temple (2nd)	03/31/15
1	Boston College (2nd)	01/10/15
1	at Duke (2nd)	02/05/12
1	Boston College (2nd)	01/19/10
1	Ohio State (2nd)	12/02/08
1	NC Central (2nd)	01/03/09
1	at Florida State (2nd)	02/18/09
1	at Temple (1st)	11/27/05

FOULS

1	at Charlotte (1st)	11/25/14
2	at Syracuse (1st)	01/24/15
2	NC Central (1st)	03/17/15
2	at Clemson (1st)	03/04/14
2	at North Carolina (1st)	01/10/13
2	at Georgia Tech (1st)	01/24/12
2	Missouri State (1st)	03/21/11
2	at Creighton (1st)	03/20/06
3	at Clemson (1st)	02/17/13
3	vs. Marquette (1st)	03/28/13
3	Rutgers (1st)	11/15/11
3	at North Carolina (1st)	01/10/12
3	North Carolina (1st)	02/15/09
3	Boston College (1st)	02/21/09
3	at Virginia (1st)	02/26/09



INDIVIDUAL RECORDS BY HALF, SINCE 2004-05

POINTS SCORED

32	Jack McClinton vs. Saint Mary's (2nd)	03/21/08
28	Robert Hite vs. Florida Atlantic (2nd)	11/29/04
26	Jack McClinton vs. Virginia (2nd)	03/01/08
24	Guillermo Diaz at North Carolina (2nd)	01/22/05
23	Kenny Kadji vs. UNCG (1st)	01/02/12
23	Jack McClinton vs. North Carolina (2nd)	02/15/09
23	Jack McClinton vs. Winthrop (2nd)	12/29/07
23	Jack McClinton vs. VCU (2nd)	11/16/07

FIELD GOALS MADE

11	Robert Hite vs. Florida Atlantic (2nd)	11/29/04
9	Jack McClinton vs. Saint Mary's (2nd)	03/21/08
9	Guillermo Diaz at North Carolina (2nd)	01/22/05
8	Jack McClinton vs. North Carolina (2nd)	02/15/09
8	Jack McClinton vs. Virginia (2nd)	03/01/08
8	Jack McClinton at NC State (2nd)	01/19/08
8	Anthony Harris at Massachusetts (2nd)	01/02/07

FIELD GOAL ATT.

18	Jack McClinton at Boston College (2nd)	01/15/08
15	Jack McClinton at Clemson (2nd)	02/27/08
14	Guillermo Diaz vs. Duke (2nd)	01/19/05
14	Robert Hite vs. Florida Atlantic (2nd)	11/29/04
13	Jack McClinton at Providence College (2nd)	03/18/09
13	Jack McClinton vs. North Carolina (2nd)	02/15/09
13	Jack McClinton vs. Saint Mary's (2nd)	03/21/08
13	Guillermo Diaz at North Carolina (2nd)	01/22/05

FG PCT, MIN 7 MADE

1.000 (7-7)	Reggie Johnson at Duke (2nd)	01/21/11
.875 (7-8)	Dwayne Collins at Boston College (2nd)	01/16/07
.875 (7-8)	Brian Asbury vs. Alcorn State (1st)	11/14/06
.875 (7-8)	Anthony King vs. FIU (1st)	11/11/06
.800 (8-10)	Jack McClinton at NC State (2nd)	01/19/08
.800 (8-10)	Anthony Harris at Massachusetts (2nd)	01/02/07

3-POINT FG MADE

5	Angel Rodriguez at Florida (2nd)	11/17/14
5	Malcolm Grant vs. Rice (2nd)	12/22/10
5	Malcolm Grant at Florida Gulf Coast(1st)	11/27/10
5	Jack McClinton vs. North Carolina (2nd)	02/15/09
5	Jack McClinton vs. Virginia (2nd)	03/01/08
5	Jack McClinton at Georgia Tech (2nd)	02/17/08
5	Jack McClinton vs. VCU (2nd)	11/16/07
5	Jack McClinton at Wake Forest (2nd)	02/17/07
5	Robert Hite at FIU (2nd)	12/07/04
5	Robert Hite vs. Wake Forest (2nd)	01/31/06

3-POINT FG ATT.

9	Jack McClinton at Georgia Tech (2nd)	02/17/08
9	Jack McClinton at Wake Forest (2nd)	02/17/07
8	Rion Brown vs. NC State (2nd)	02/08/14
8	Jack McClinton at Providence College (2nd)	03/18/09
7	Rion Brown at Virginia Tech (2nd)	02/15/14
7	Roin Brown vs. Florida State (2nd)	01/15/14
7	Malcolm Grant at Ole Miss (2nd)	11/25/11
7	Malcolm Grant vs. Maryland (1st)	02/01/12
7	Malcolm Grant at Florida State (2nd)	02/26/11
7	Malcolm Grant at Florida Gulf Coast(1st)	11/27/10
7	Adrian Thomas at North Carolina (2nd)	03/02/10
7	James Dews at Virginia Tech (2nd)	01/13/10
7	James Dews at Georgia Tech (2nd)	03/04/09
7	Jack McClinton vs. Virginia Tech (2nd)	01/25/09
7	Jack McClinton vs. Virginia Tech (2nd)	03/14/08
7	Jack McClinton vs. Virginia (2nd)	03/01/08
7	Jack McClinton at Clemson (2nd)	02/27/08
7	Jack McClinton vs. Clemson (2nd)	01/27/08
7	Jack McClinton at Boston College (2nd)	01/15/08
7	Jack McClinton at Mississippi State (2nd)	12/13/07
7	James Dews vs. Providence (2nd)	11/18/07
7	Jack McClinton vs. VCU (2nd)	11/16/07
7	Robert Hite vs. Norfolk State (2nd)	01/02/05
7	Robert Hite vs. Florida Atlantic (1st)	11/29/04
7	Robert Hite vs. Wake Forest (2nd)	01/31/06
7	Denis Clemente at Temple (2nd)	11/27/05
7	Guillermo Diaz vs. North Carolina A&T (1st)	11/22/05

3-PT FG PCT MIN 4 MADE

1.000 (4-4)	Manu Lecomte at Virginia Tech (1st)	03/07/15
1.000 (4-4)	Rion Brown vs. Boston College (2nd)	02/05/13
1.000 (4-4)	Shane Larkin at Purdue (2nd)	11/29/11
1.000 (4-4)	James Dews vs. Boston College (1st)	02/21/09
1.000 (4-4)	Jack McClinton vs. Ohio State (1st)	12/02/08
1.000 (4-4)	Guillermo Diaz at Wake Forest (1st)	01/29/05
1.000 (4-4)	Robert Hite vs. North Carolina A&T (1st)	11/22/05

FREE THROWS MADE

14	Jack McClinton vs. NC State (2nd)	03/07/09
11	Jack McClinton vs. Saint Mary's (2nd)	03/21/08
10	Manu Lecomte vs. NC Central (2nd)	03/17/15
10	Durand Scott vs. Florida Atlantic (2nd)	03/16/11
10	Dwayne Collins vs. Florida Atlantic (2nd)	01/05/09
10	Lance Hurdle vs. Boston College (2nd)	03/05/08
10	Anthony King vs. Duke (2nd)	03/10/06

FREE THROW ATT.

14	Jack McClinton vs. NC State (2nd)	03/07/09
12	Davon Reed vs. Alabama (2nd)	03/21/15
12	Kenny Kadji vs. UNCG (1st)	01/02/12
12	Dwayne Collins vs. Florida Atlantic (2nd)	01/05/09
12	Anthony King vs. Duke (2nd)	03/10/06

FT PCT, MIN 8 MADE

1.000 (14-14)	Jack McClinton vs. NC State (2nd)	03/07/09
1.000 (11-11)	Jack McClinton vs. Saint Mary's (2nd)	03/21/08
1.000 (10-10)	Durand Scott vs. Florida Atlantic (2nd)	03/16/11
1.000 (10-10)	Lance Hurdle vs. Boston College (2nd)	03/05/08
1.000 (9-9)	Rion Brown at Maryland (2nd)	01/29/14
1.000 (9-9)	Durand Scott vs. Ole Miss (2nd)	11/30/10
1.000 (8-8)	Manu Lecomte at Duke (2nd)	01/13/15
1.000 (8-8)	Garrius Adams vs. Wake Forest (2nd)	03/08/14
1.000 (8-8)	Shane Larkin vs. North Carolina (2nd)	03/17/13
1.000 (8-8)	Shane Larkin vs. NC State (2nd)	03/16/13
1.000 (8-8)	Durand Scott vs. La Salle (2nd)	01/02/13
1.000 (8-8)	Reggie Johnson at Wake Forest (2nd)	02/09/11
1.000 (8-8)	James Dews vs. NC State (2nd)	03/13/08
1.000 (8-8)	Raymond Hicks vs. Virginia Tech (2nd)	01/23/07
1.000 (8-8)	Anthony Harris at Maryland (2nd)	01/10/07
1.000 (8-8)	Jack McClinton vs. Georgia Tech (2nd)	12/03/06
1.000 (8-8)	Brian Asbury vs. Binghamton (1st)	12/20/06

REBOUNDS

15	Anthony King vs. VCU (2nd)	11/16/07
12	Reggie Johnson vs. Florida Atlantic (2nd)	03/16/11
12	Dwayne Collins vs. Virginia (2nd)	02/21/07
11	Tonye Jekiri vs. Clemson (2nd)	02/08/15
11	Tonye Jekiri at Charlotte (1st)	11/25/14

ASSISTS

8	Angel Rodriguez vs. Akron (2nd)	11/21/14
8	Anthony Harris vs. Alcorn State (1st)	11/14/06
8	Anthony Harris vs. Florida Atlantic (2nd)	11/29/04
7	Malcolm Grant vs. McNeese State (1st)	11/24/10
7	Durand Scott vs. Nova Southeastern (1st)	11/16/09
7	Anthony Harris at Wake Forest (1st)	01/29/05

STEALS

4	Angel Rodriguez at Duke (2nd)	01/13/15
4	Tonye Jekiri at Duke (1st)	01/13/15
4	Shane Larkin at NC State (1st)	02/02/13
4	Shane Larkin at North Carolina (2nd)	01/10/12
4	Shane Larkin at Ole Miss (1st)	11/25/11
4	Brian Asbury vs. Boston College (2nd)	02/21/09
4	Eddie Rios vs. Florida Southern (2nd)	11/09/07
4	Brian Asbury at Boston College (2nd)	01/16/07
4	Jack McClinton vs. Alcorn State (1st)	11/14/06
4	Robert Hite vs. Tennessee Tech (1st)	12/23/04
4	Gary Hamilton vs. Wake Forest (2nd)	01/31/06
4	Jimmy Graham vs. Wofford (1st)	12/10/05

BLOCKED SHOTS

8	Anthony King vs. Florida Atlantic (1st)	11/29/04
5	Reggie Johnson at Massachusetts (1st)	12/01/12
5	Cyrus McGowan vs. UNC Wilmington (1st)	11/20/09
5	Anthony King vs. Florida Atlantic (2nd)	11/29/04
4	Tonye Jekiri vs. Clemson (2nd)	02/08/15
4	Donnavan Kirk vs. Florida State (1st)	01/15/14
4	Julian Gamble vs. Virginia (1st)	02/19/13
4	Kenny Kadji vs. Memphis (1st)	12/06/11
4	Julian Gamble at North Carolina (1st)	03/02/10
4	Anthony King vs. Marist (2nd)	11/15/07
4	Anthony King vs. Maryland (1st)	02/23/08



OPPONENT INDIVIDUAL RECORDS BY HALF, SINCE 2004-05

POINTS

31	Sean Singletary vs. Virginia (2nd)	03/01/08
30	Xavier Rathan-Mayes vs. Florida State (2nd)	02/25/15
27	Tyler Hansbrough vs. North Carolina (2nd)	01/23/08
27	Eric Maynor vs. VCU (2nd)	11/16/07
24	Trevis Simpson vs. UNCG (1st)	01/02/12

FIELD GOALS MADE

10	Jordan Parks vs. NC Central (2nd)	03/17/15
10	Eric Maynor vs. VCU (2nd)	11/16/07
9	Adam Pegg vs. Stetson (2nd),	11/09/12
8	Brice Johnson vs. North Carolina (2nd)	02/28/15
8	Xavier Rathan-Mayes vs. Florida State (2nd)	02/25/15
8	Wayne Ellington at North Carolina (2nd)	01/17/09
8	Sean Singletary vs. Virginia (2nd)	03/01/08
8	Tyler Hansbrough vs. North Carolina (2nd)	01/23/08
8	Weynmi Efejuku vs. Providence (2nd)	11/18/07
8	Al Thornton vs. Florida State (2nd)	03/03/07
8	Eric Williams at Wake Forest (2nd)	01/29/05
8	Sean Singletary at Virginia (2nd)	01/24/06

FIELD GOAL ATT.

20	Eric Maynor vs. VCU (2nd)	11/16/07
16	Sean Singletary vs. Virginia (2nd)	03/01/08
16	Dwain Williams vs. Providence (2nd)	11/18/07
15	Will Barton vs. Memphis (1st)	12/06/11
15	Weynmi Efejuku vs. Providence (2nd)	11/18/07

FG PCT, MIN 7 MADE

1.000 (7-7)	Dez Wells at Maryland (2nd)	01/29/14
1.000 (7-7)	Adam Leonard vs. Missouri State (2nd)	03/21/11
.889 (8-9)	Eric Williams at Wake Forest (2nd)	01/29/05
.875 (7-8)	Marcus Georges-Hunt vs. Georgia Tech (2nd)	01/28/15
.875 (7-8)	Bernard James at Florida State (2nd)	02/11/12
.875 (7-8)	Rodney Williams vs. Minnesota (1st)	03/19/12
.875 (7-8)	Jeff Teague at Wake Forest (2nd)	01/29/08

3-POINT FG MADE

7	Wayne Ellington at North Carolina (2nd)	01/17/09
6	Xavier Rathan-Mayes vs. Florida State (2nd)	02/25/15
6	Adam Leonard vs. Missouri State (2nd)	03/21/11
6	Lewis Clinch at Georgia Tech (1st)	03/04/09
5	Dinos Mitoglou at Wake Forest (1st)	02/11/15
5	Travis Fulton vs. Pacific (2nd)	03/22/13
5	Ryan Kelly at Duke (1st)	03/02/13
5	C.J. Harris at Wake Forest (1st)	02/23/13
5	Trevis Simpson vs. UNCG (1st)	01/02/12
5	Joe Trapani vs. Boston College (1st)	01/19/10
5	Ty Lawson vs. North Carolina (2nd)	02/15/09
5	Justin Gray vs. Wake Forest (1st)	01/31/06

3-POINT FG ATT.

10	Terrell Stoglin vs. Maryland (2nd)	02/01/12
10	Wayne Ellington at North Carolina (2nd)	01/17/09
10	Patrick Mills vs. Saint Mary's (2nd)	03/21/08
9	Joe Trapani vs. Boston College (1st)	01/19/10
9	Lewis Clinch at Georgia Tech (1st)	03/04/09

3-PT FG PCT, MIN 5 MADE

1.000 (6-6)	Adam Leonard vs. Missouri State (2nd)	03/21/11
1.000 (5-5)	Dinos Mitoglou at Wake Forest (1st)	02/11/15
1.000 (5-5)	C.J. Harris at Wake Forest (1st)	02/23/13
.833 (5-6)	Travis Fulton vs. Pacific (2nd),	03/22/13
.833 (5-6)	Justin Gray vs. Wake Forest (1st)	01/31/06

FREE THROWS MADE

13	Sean Singletary vs. Virginia (2nd)	03/01/08
11	Toney Douglas at Florida State (2nd)	02/18/09
11	Tyler Hansbrough vs. North Carolina (2nd)	01/23/08
11	Zabian Dowdell vs. Virginia Tech (2nd)	01/23/07
10	Arsalan Kazemi vs. Rice (2nd)	12/22/10
10	Malcolm Delaney at Virginia Tech (2nd)	01/13/10
10	Malcolm Delaney vs. Virginia Tech (2nd)	03/12/09

FREE THROW ATT.

14	Sean Singletary vs. Virginia (2nd)	03/01/08
14	Zabian Dowdell vs. Virginia Tech (2nd)	01/23/07
12	Arsalan Kazemi vs. Rice (2nd)	12/22/10
12	Malcolm Delaney at Virginia Tech (2nd)	01/13/10
12	Toney Douglas at Florida State (2nd)	02/18/09
12	Tyler Hansbrough vs. North Carolina (2nd)	01/23/08

FT PCT, MIN 8 MADE

1.000 (8-8)	C.J. Harris at Wake Forest (2nd)	02/09/11
1.000 (8-8)	Luke Loucks vs. Florida State (2nd)	03/09/12
1.000 (8-8)	Tyler Hansbrough at North Carolina (1st)	01/17/09
1.000 (8-8)	Tyrese Rice vs. Boston College (2nd)	02/07/07
1.000 (8-8)	Tyler Hansbrough at North Carolina (1st)	01/14/06

REBOUNDS

13	Gani Lawal vs. Georgia Tech (2nd)	02/10/10
11	Dionte Ferguson vs. South Alabama (2nd)	11/28/14
11	Nnanna Egwu vs. Illinois (2nd)	03/24/13
11	Geoff McDermott vs. Providence (2nd)	11/18/07
10	Jahlil Okafor vs. Duke (2nd)	01/13/15
10	John Henson vs. North Carolina (1st)	03/11/11
10	Corey Raji vs. Boston College (2nd)	02/21/09
10	Trevor Booker vs. Clemson (2nd)	12/21/08
10	Deron Washington vs. Virginia Tech (2nd)	03/14/08
10	David McClure vs. Duke (2nd)	01/14/07
10	Yassin Idbihi vs. Buffalo (2nd)	11/18/06
10	Akin Akingbala vs. Clemson (2nd)	03/09/06

ASSISTS

8	Kris Dunn vs. Providence (2nd)	12/22/14
8	Kendall Marshall vs. North Carolina (2nd)	03/11/11
8	Tyrese Rice at Boston College (1st)	01/16/07
7	Alex Tucker vs. Florida Atlantic (1st)	01/05/09
7	Tyrese Rice vs. Boston College (2nd)	03/05/08
7	Ty Lawson vs. North Carolina (2nd)	01/23/08

STEALS

5	James Daniel vs. Howard (1st)	11/14/14
5	Jeremy Chappell vs. Robert Morris (2nd)	12/14/08
4	Levi Randolph vs. Alabama (1st)	03/21/15
4	Chris Jones vs. Louisville (2nd)	02/03/15
4	Madison Jones at Wake Forest (2nd)	02/23/13
4	David Williams vs. UNCG (2nd)	01/02/12
4	Mike Coburn at Rutgers (1st)	11/21/10
4	Al Nolen vs. Minnesota (1st)	12/02/09
4	Tony Bethel vs. NC State (1st)	02/08/06

BLOCKED SHOTS

6	Jarvis Varnado at Mississippi State (1st)	12/13/07
6	Stephane Lasme at Massachusetts (2nd)	01/02/07
6	Cedric Simmons at NC State (1st)	12/18/05
4	Daniel Miller at Georgia Tech (1st)	02/08/06
4	John Henson vs. North Carolina (2nd)	03/11/11
4	John Henson vs. North Carolina (1st)	01/26/11
4	Al-Farouq Aminu at Wake Forest (2nd)	02/02/10
4	Brett Royster vs. Florida Atlantic (2nd)	12/19/09
4	Alade Aminu at Georgia Tech (1st)	03/04/09
4	Landon Milbourne vs. Maryland (1st)	01/14/09
4	Hasheem Thabeet vs. UConn (1st)	11/23/08
4	Jarvis Varnado at Mississippi State (2nd)	12/13/07
4	Joakim Noah vs. Florida (2nd)	12/22/05



TEAM RECORDS - NCAA TOURNAMENT

POINTS SCORED

80	vs. Missouri	3/14/02
78	vs. Pacific	3/22/13
78	vs. St. Mary's	3/21/08
75	vs. Lafayette	3/12/99
75	vs. Arkansas	3/17/00
75	vs. Ohio State	3/19/00

FIELD GOALS MADE

28	vs. St. Mary's	3/21/08
27	vs. Lafayette	3/12/99
26	vs. Ohio State	3/19/00
25	vs. Purdue	3/14/99
24	vs. Pacific	3/22/13

FIELD GOAL ATTEMPTS

76	vs. Purdue	3/14/99
68	vs. Missouri	3/14/02
63	vs. Marquette	3/28/13
63	vs. St. Mary's	3/21/08
61	vs. UCLA	3/13/98

FIELD GOAL PERCENTAGE

.510 (26-51)	vs. Ohio State	3/19/00
.482 (27-56)	vs. Lafayette	3/12/99
.469 (23-49)	vs. Arkansas	3/17/00
.462 (24-52)	vs. Pacific	3/22/13
.444 (28-63)	vs. St. Mary's	3/21/08

3-POINT FIELD GOALS MADE

12	vs. Pacific	3/22/13
10	vs. Lafayette	3/12/99
10	vs. Tulsa	3/24/00
9	vs. Illinois	3/24/13
9	vs. Texas	3/23/08

3-POINT FIELD GOALS ATTEMPTED

26	vs. Marquette	3/28/13
25	vs. Illinois	3/24/13
23	vs. Missouri	3/14/02
22	vs. Pacific	3/22/13
22	vs. Texas	3/23/08

3-POINT FIELD GOAL PERCENTAGE

.625 (10-16)	vs. Lafayette	3/12/99
.588 (10-17)	vs. Tulsa	3/24/00
.583 (7-12)	vs. Arkansas	3/17/00
.545 (12-22)	vs. Pacific	3/22/13
.429 (6-14)	vs. Ohio State	3/19/00

FREE THROWS MADE

28	vs. Missouri	3/14/02
22	vs. Arkansas	3/17/00
19	vs. Texas	3/23/08
18	vs. Pacific	3/22/13
17	vs. Ohio State	3/19/00
17	vs. St. Mary's	3/21/08

FREE THROWS ATTEMPTED

35	vs. Missouri	3/14/02
32	vs. Arkansas	3/17/00
22	vs. Texas	3/23/08
21	vs. Pacific	3/22/13
21	vs. St. Mary's	3/21/08
21	vs. Tulsa	3/24/00

FREE-THROW PERCENTAGE

.895 (17-19)	vs. Ohio State	3/19/00
.864 (19-22)	vs. Texas	3/23/08
.857 (18-21)	vs. Pacific	3/22/13
.810 (17-21)	vs. St. Mary's	3/21/08
.800 (12-15)	vs. Purdue	3/14/99
.800 (28-35)	vs. Missouri	3/14/02

REBOUNDS

47	vs. Lafayette	3/12/99
47	vs. St. Mary's	3/21/08
45	vs. Purdue	3/14/99
44	vs. UCLA	3/13/98
41	vs. Pacific	3/22/13
41	vs. Ohio State	3/19/00

ASSISTS

20	vs. Lafayette	3/12/99
19	vs. Ohio State	3/19/00
17	vs. Arkansas	3/17/00
14	vs. St. Mary's	3/21/08
13	vs. UCLA	3/13/98

STEALS

12	vs. UCLA	3/13/98
10	vs. Lafayette	3/12/99
8	vs. Purdue	3/14/99
8	vs. Tulsa	3/24/00
7	vs. Pacific	3/22/13

BLOCKED SHOTS

9	vs. Lafayette	3/12/99
4	vs. Pacific	3/22/13
4	vs. Missouri	3/14/02
4	vs. St. Mary's	3/21/08
3	vs. Marquette	3/28/13
3	vs. Texas	3/23/08
3	vs. Arkansas	3/17/00
3	vs. Purdue	3/14/99



OPPONENT TEAM RECORDS - NCAA TOURNAMENT

POINTS SCORED

93	Missouri	3/14/02
80	Tulsa	3/24/00
75	Texas	3/23/08
73	Purdue	3/14/99
71	Marquette	3/28/13
71	Arkansas	3/17/00

FIELD GOALS MADE

27	Marquette	3/28/13
26	Tulsa	3/24/00
26	Missouri	3/14/02
25	Texas	3/23/08
24	UCLA	3/13/98
24	Arkansas	3/17/00

FIELD GOAL ATTEMPTS

61	Illinois	3/24/13
61	Missouri	3/14/02
60	Lafayette	3/12/99
59	St. Mary's	3/21/08
59	Arkansas	3/17/00
59	Texas	3/23/08

FIELD GOAL PERCENTAGE

.579 (22-38)	Purdue	3/14/99
.540 (27-50)	Marquette	3/28/13
.464 (26-56)	Tulsa	3/24/00
.439 (25-57)	Texas	3/23/08
.426 (26-61)	Missouri	3/14/02
.426 (24-52)	UCLA	3/13/98

3-POINT FIELD GOALS MADE

13	Texas	3/28/08
9	Pacific	3/22/13
9	Arkansas	3/17/00
8	St. Mary's	3/21/08
7	Illinois	3/24/13
7	Missouri	3/14/02

3-POINT FIELD GOALS ATTEMPTED

27	Illinois	3/24/13
26	Pacific	3/22/13
26	Lafayette	3/12/99
26	Arkansas	3/17/00
26	Texas	3/23/08

3-POINT FIELD GOAL PERCENTAGE

.500 (3-6)	Marquette	3/28/13
.500 (13-26)	Texas	3/23/08
.412 (7-17)	Missouri	3/14/02
.385 (5-13)	Purdue	3/14/99
.349 (8-23)	St. Mary's	3/21/08

FREE THROWS MADE

34	Missouri	3/14/02
24	Purdue	3/14/99
24	Tulsa	3/24/00
18	Ohio State	3/19/00
14	Marquette	3/28/13
14	Arkansas	3/17/00

FREE THROWS ATTEMPTED

43	Missouri	3/14/02
37	Purdue	3/14/99
37	Tulsa	3/24/00
26	Ohio State	3/19/00
25	UCLA	3/13/98

FREE-THROW PERCENTAGE

.857 (6-7)	Illinois	3/24/13
.791 (34-43)	Missouri	3/14/02
.737 (14-19)	Marquette	3/28/13
.692 (18-26)	Ohio State	3/19/00
.649 (24-37)	Purdue	3/14/99
.649 (24-37)	Tulsa	3/24/00

REBOUNDS

48	Missouri	3/14/02
41	Tulsa	3/24/00
41	Texas	3/23/08
38	Illinois	3/24/13
36	Marquette	3/28/13

ASSISTS

18	Purdue	3/14/99
17	Missouri	3/14/02
17	Texas	3/23/08
15	St. Mary's	3/21/08
14	Marquette	3/28/13
14	UCLA	3/13/98

STEALS

13	UCLA	3/13/99
12	Lafayette	3/12/99
10	Tulsa	3/24/00
9	Purdue	3/14/99
9	Arkansas	3/17/00
9	Ohio State	3/19/00

BLOCKED SHOTS

7	Texas	3/23/08
6	Arkansas	3/17/00
5	Purdue	3/14/99
4	UCLA	3/13/98
4	Ohio State	3/19/00
4	St. Mary's	3/21/08



INDIVIDUAL TOTALS - NCAA TOURNAMENT

POINTS SCORED (GAMES), YEARS IN NCAA

114	Johnny Hemsley (6), 1998, 1999, 2000
75	Mario Bland (6), 1998, 1999, 2000
70	John Salmons (6), 1999, 2000, 2002
57	Elton Tyler (7), 1998, 1999, 2000, 2002
56	Jack McClinton (2), 2008

FIELD GOALS MADE

38	Johnny Hemsley (6), 1998, 1999, 2000
26	John Salmons (6), 1999, 2000, 2002
25	Mario Bland (6), 1998, 1999, 2000
19	Elton Tyler (7), 1998, 1999, 2000, 2002
17	Tim James (3), 1998, 1999
17	Jack McClinton (2), 2008

FIELD GOAL ATTEMPTS

85	Johnny Hemsley (6), 1998, 1999, 2000
54	Mario Bland (6), 1998, 1999, 2000
49	Elton Tyler (7), 1998, 1999, 2000, 2002
48	John Salmons (6), 1999, 2000, 2002
38	Tim James (3), 1998, 1999

FIELD GOAL PERCENTAGE

(Min. 10 Made)	
.542 (26-48)	John Salmons (6), 1999, 2000, 2002
.515 (17-33)	Jack McClinton (2), 2008
.463 (25-54)	Mario Bland (6), 1998, 1999, 2000
.447 (38-85)	Johnny Hemsley (6), 1998, 1999, 2000
.447 (17-38)	Tim James (3), 1998, 1999

3-POINT FIELD GOALS MADE

23	Johnny Hemsley (6), 1998, 1999, 2000
9	Rion Brown (3), 2013
7	Jack McClinton (2), 2008
6	Shane Larkin (3), 2013
6	Trey McKinney Jones (3), 2013
6	Durand Scott (3), 2013

3-POINT FIELD GOALS ATTEMPTED

47	Johnny Hemsley (6), 1998, 1999, 2000
21	Rion Brown (3), 2013
16	Shane Larkin (3), 2013
16	Jack McClinton (2), 2008
15	Trey McKinney Jones (3), 2013

3-POINT FIELD GOAL PERCENTAGE

(Min. 6 Made)	
.489 (23-47)	Johnny Hemsley (6), 1998, 1999, 2000
.462 (6-13)	Durand Scott (3), 2013
.438 (7-16)	Jack McClinton (2), 2008
.429 (9-21)	Rion Brown (3), 2013
.400 (6-15)	Trey McKinney Jones (3), 2013

FREE THROWS MADE

23	Mario Bland (6), 1998, 1999, 2000
18	Elton Tyler (7), 1998, 1999, 2000, 2002
15	Johnny Hemsley (6), 1998, 1999, 2000
15	Jack McClinton (2), 2008
14	John Salmons (6), 1999, 2000, 2002

FREE THROWS ATTEMPTED

34	Mario Bland (6), 1998, 1999, 2000
22	Elton Tyler (7), 1998, 1999, 2000, 2002
19	Johnny Hemsley (6), 1998, 1999, 2000
17	John Salmons (6), 1999, 2000, 2002
17	Vernon Jennings (6), 1998, 1999, 2000

FREE-THROW PERCENTAGE

(Min. 9 Made)	
1.000 (15-15)	Jack McClinton (2), 2008
.909 (10-11)	Darius Rice (1), 2002
.900 (9-10)	Johnny Hemsley (6), 1998, 1999, 2000
.900 (9-10)	Durand Scott (3), 2013
.824 (14-17)	John Salmons (6), 1999, 2000, 2002

REBOUNDS

50	Mario Bland (6), 1998, 1999, 2000
36	Elton Tyler (7), 1998, 1999, 2000, 2002
31	John Salmons (6), 1999, 2000, 2002
30	Johnny Hemsley (6), 1998, 1999, 2000
27	Vernon Jennings (6), 1998, 1999, 2000

ASSISTS

39	Vernon Jennings (6), 1998, 1999, 2000
18	Shane Larkin (3), 2013
17	John Salmons (6), 1999, 2000, 2002
12	Mario Bland (6), 1998, 1999, 2000
9	Durand Scott (3), 2013

STEALS

11	Vernon Jennings (6), 1998, 1999, 2000
9	Johnny Hemsley (6), 1998, 1999, 2000
6	John Salmons (6), 1999, 2000, 2002
5	Shane Larkin (3), 2013
5	Elton Tyler (7), 1998, 1999, 2000, 2002

BLOCKED SHOTS

7	John Salmons (6), 1999, 2000, 2002
5	Tim James (3), 1998, 1999
5	Jimmy Graham (2), 2008
4	Julian Gamble (3), 2013
3	Elton Tyler (7), 1998, 1999, 2000, 2002



INDIVIDUAL GAME RECORDS - NCAA TOURNAMENT

POINTS SCORED

38	Jack McClinton vs. St. Mary's	3/21/08
31	Johnny Hemsley vs. Lafayette	3/12/99
24	Johnny Hemsley vs. Ohio State	3/19/00
21	Rion Brown vs. Illinois	3/24/13
21	Durand Scott vs. Pacific	3/22/13

FIELD GOALS MADE

12	Jack McClinton vs. St. Mary's	3/21/08
10	Johnny Hemsley vs. Lafayette	3/12/99
9	Johnny Hemsley vs. Ohio State	3/19/00
7	Rion Brown vs. Illinois	3/24/13
7	Elton Tyler vs. Ohio State	3/19/00
7	Tim James vs. Purdue	3/14/99

FIELD GOALS ATTEMPTS

21	Tim James vs. Purdue	3/14/99
19	Jack McClinton vs. St. Mary's	3/21/08
17	Johnny Hemsley vs. UCLA	3/13/98
16	Johnny Hemsley vs. Ohio State	3/19/00
15	Johnny Hemsley vs. Lafayette	3/12/99
15	Mario Bland vs. Tulsa	3/24/00
15	Darius Rice vs. Missouri	3/14/02

FIELD GOAL PERCENTAGE

(Min. 5 made)

.750 (9-12)	Johnny Hemsley vs. Lafayette	3/12/99
.750 (6-8)	Mario Bland vs. UCLA	3/13/98
.750 (6-8)	John Salmons vs. Arkansas	3/17/00
.667 (6-9)	Tim James vs. UCLA	3/13/98
.632 (12-19)	Jack McClinton vs. St. Mary's	3/21/08

3-POINT FIELD GOALS MADE

9	Johnny Hemsley vs. Lafayette	3/12/99
5	Rion Brown vs. Illinois	3/24/13
5	Durand Scott vs. Pacific	3/22/13
5	Johnny Hemsley vs. Arkansas	3/17/00
4	Jack McClinton vs. Texas	3/23/08
4	Johnny Hemsley vs. Ohio State	3/19/00
4	Kevin Norris vs. UCLA	3/13/98

3-POINT FIELD GOALS ATTEMPTED

12	Johnny Hemsley vs. Lafayette	3/12/99
10	Rion Brown vs. Illinois	3/24/13
10	Johnny Hemsley vs. Arkansas	3/17/00
10	Jack McClinton vs. Texas	3/23/08
9	Johnny Hemsley vs. Ohio State	3/19/00
9	Marcus Barnes vs. Missouri	3/14/02

3-POINT FIELD GOAL PERCENTAGE

(Min. 4 made)

.750 (9-12)	Johnny Hemsley vs. Lafayette	3/12/99
.625 (5-8)	Durand Scott vs. Pacific	3/22/13
.571 (4-7)	Kevin Norris vs. UCLA	3/13/98
.500 (5-10)	Rion Brown vs. Illinois	3/24/13
.500 (5-10)	Johnny Hemsley vs. Arkansas	3/17/00

FREE THROWS MADE

11	Jack McClinton vs. St. Mary's	3/21/08
10	Darius Rice vs. Missouri	3/14/02
6	Mario Bland vs. UCLA	3/13/98
6	Mario Bland vs. Arkansas	3/17/00
6	Tyler Elton vs. Ohio State	3/19/00
6	Elton Tyler vs. Missouri	3/14/02
6	John Salmons vs. Ohio State	3/19/00
6	Mario Bland vs. Tulsa	3/24/00

FREE-THROW ATTEMPTS

11	Jack McClinton vs. St. Mary's	3/21/08
11	Darius Rice vs. Missouri	3/14/02
10	Mario Bland vs. UCLA	3/13/98
9	Mario Bland vs. Arkansas	3/17/00
8	Mario Bland vs. Tulsa	3/24/00
8	Elton Tyler vs. Missouri	3/14/02

FREE-THROW PERCENTAGE

(Min. 5 made)

1.000 (11-11)	Jack McClinton vs. St. Mary's	3/21/08
1.000 (6-6)	Elton Tyler vs. Ohio State	3/19/00
1.000 (6-6)	John Salmons vs. Ohio State	3/19/00
1.000 (5-5)	Shane Larkin vs. Pacific	3/22/13
.909 (10-11)	Darius Rice vs. Missouri	3/14/02

REBOUNDS

11	Johnny Hemsley vs. UCLA	3/13/98
11	Mario Bland vs. Purdue	3/14/99
11	Mario Bland vs. Ohio State	3/19/00
10	Reggie Johnson vs. Pacific	3/22/13
9	Tyler Elton vs. Ohio State	3/19/00
9	Mario Bland vs. Tulsa	3/24/00
9	Dwayne Collins vs. St. Mary's	3/21/08

ASSISTS

9	Shane Larkin vs. Pacific	3/22/13
8	Vernon Jennings vs. Lafayette	3/12/99
8	Vernon Jennings vs. Arkansas	3/17/00
7	Vernon Jennings vs. UCLA	3/13/98
7	Vernon Jennings vs. Tulsa	3/24/00

STEALS

4	Kevin Norris vs. UCLA	3/13/98
4	Johnny Hemsley vs. Lafayette	3/12/99
3	Shane Larkin vs. Pacific	3/22/13
3	Vernon Jennings vs. Tulsa	3/24/00
3	Vernon Jennings vs. Ohio State	3/19/00
3	Vernon Jennings vs. Purdue	3/14/99
3	John Salmons vs. Lafayette	3/12/99
3	Johnny Hemsley vs. UCLA	3/13/98

BLOCKED SHOTS

3	John Salmons vs. Lafayette	3/12/99
3	Jimmy Graham vs. Texas	3/23/08
2	Julian Gamble vs. Illinois	3/24/13
2	Tonye Jekiri vs. Pacific	3/22/13
2	Jimmy Graham vs. St. Mary's	3/21/08
2	Anthony King vs. St. Mary's	3/21/08
2	John Salmons vs. Arkansas	3/17/00
2	Tim James vs. Lafayette	3/12/99
2	Dwayne Wimbley vs. Lafayette	3/12/99
2	Tim James vs. Purdue	3/14/99



INDIVIDUAL OPPONENT GAME RECORDS - NCAA TOURNAMENT

POINTS SCORED

26	A.J. Abrams, Texas	3/23/08
26	J.R. Henderson, UCLA	3/13/98
24	Patrick Mills, St. Mary's	3/21/08
21	Toby Bailey, UCLA	3/13/98
20	Brian Cardinal, Purdue	3/14/99
20	Clarence Gilbert, Missouri	3/14/02

FIELD GOALS MADE

11	J.R. Henderson, UCLA	3/13/98
8	Brandon Paul, Illinois	3/24/13
8	Patrick Mills, St. Mary's	3/21/08
7	Vander Blue, Marquette	3/28/13
7	A.J. Abrams, Texas	3/23/08
7	Scoonie Penn, Ohio State	3/19/00
7	Eric Cooley, Tulsa	3/24/00

FIELD GOAL ATTEMPTS

21	Patrick Mills, St. Mary's	3/21/08
20	Brandon Paul, Illinois	3/24/13
17	J.R. Henderson, UCLA	3/13/98
17	Scoonie Penn, Ohio State	3/19/00
16	Joe Johnson, Arkansas	3/17/00
16	Clarence Gilbert, Missouri	3/14/02

FIELD GOAL PERCENTAGE

(Min. 5 made)

.750 (6-8)	Greg McQuay, Purdue	3/14/99
.714 (5-7)	Davante Gardner, Marquette	3/28/13
.714 (5-7)	Brian Cardinal, Purdue	3/14/99
.667 (6-9)	Teddy Gibson, Arkansas	3/17/00
.647 (11-17)	J.R. Henderson, UCLA	3/13/98

3-POINT FIELD GOALS MADE

6	Travis Fulton, Pacific	3/22/13
6	Patrick Mills, St. Mary's	3/21/08
6	A.J. Abrams, Texas	3/23/08
4	Tyler Griffey, Illinois	3/24/13
4	Brian Cardinal, Purdue	3/14/99

3-POINT FIELD GOAL ATTEMPTS

14	Patrick Mills, St. Mary's	3/21/08
10	D.J. Richardson, Illinois	3/24/13
10	Travis Fulton, Pacific	3/22/13
10	A.J. Abrams, Texas	3/23/08
9	Scoonie Penn, Ohio State	3/19/00

3-POINT FIELD GOAL PERCENTAGE

(Min. 4 made)

.800 (4-5)	Brian Cardinal, Purdue	3/14/99
.667 (4-6)	Tyler Griffey, Illinois	3/24/13
.600 (6-10)	Travis Fulton, Pacific	3/22/13
.600 (6-10)	A.J. Abrams, Texas	3/23/08
.428 (6-14)	Patrick Mills, St. Mary's	3/21/08

FREE THROWS MADE

10	Clarence Gilbert, Missouri	3/14/02
7	Toby Bailey, UCLA	3/13/98
7	Alan Eldridge, Purdue	3/14/99
7	Brandon Kurtz, Tulsa	3/24/00
6	Brian Cardinal, Purdue	3/14/99
6	A.J. Abrams, Texas	3/23/08
6	Rickey Paulding, Missouri	3/14/02

FREE THROW ATTEMPTS

12	Brandon Kurtz, Tulsa	3/24/00
11	Clarence Gilbert, Missouri	3/14/02
10	Alan Eldridge, Purdue	3/14/99
9	J.R. Henderson, UCLA	3/13/98
9	Toby Bailey, UCLA	3/13/98

FREE THROW PERCENTAGE

(Min. 5 made)

1.000 (6-6)	A.J. Abrams, Texas	3/23/08
1.000 (6-6)	Rickey Paulding, Missouri	3/14/02
.909 (10-11)	Clarence Gilbert, Missouri	3/14/02
.833 (5-6)	Brian Elhers, Lafayette	3/12/99
.778 (7-9)	Toby Bailey, UCLA	3/13/98
.750 (6-8)	Brian Cardinal, Purdue	3/14/99

REBOUNDS

16	Damion James, Texas	3/23/08
12	Nnanna Ekwu, Illinois	3/24/13
12	Daimon Simpson, St. Mary's	3/21/08
11	Trent Lockett, Marquette	3/28/13
11	Toby Bailey, UCLA	3/13/98
11	Travon Bryant, Missouri	3/14/02

ASSISTS

8	D.J. Augustin, Texas	3/23/08
7	Toby Bailey, UCLA	3/13/98
7	Tony Mayfield, Purdue	3/14/99
7	Kareem Rush, Missouri	3/14/02

STEALS

4	Brian Cardinal, Purdue	3/14/99
4	Scoonie Penn, Ohio State	3/19/00
4	Eric Cooley, Tulsa	3/24/00
4	Toby Bailey, UCLA	3/13/98
3	J.R. Henderson, UCLA	3/13/98
3	Reggie Guy, Lafayette,	3/12/99
3	Dave Klaus, Lafayette,	3/12/99
3	T.J. Cleveland, Arkansas	3/17/00
3	Brandon Kurtz, Tulsa	3/24/00
3	D.J. Augustin, Texas	3/23/08

BLOCKED SHOTS

4	Alonzo Lane, Arkansas	3/17/00
4	Ken Johnson, Ohio State	3/19/00
3	Derrick Wilson, Marquette	3/28/13
3	Colin Beatty, Pacific	3/22/13
3	Daimon Simpson, St. Mary's	3/21/08
3	Damion James, Texas	3/23/08
3	Connor Atchley, Texas	3/23/08
3	Eric Cooley, Tulsa	3/24/00



TEAM RECORDS - NIT

POINTS

96	vs. Providence	3/19/63
85	vs. Florida Atlantic	3/16/11
81	vs. Missouri State	3/21/11
78	vs. Providence	3/18/09
76	vs. St. Joseph's (Pa.)	3/12/64

LOW:

53	vs. Creighton	3/20/06
----	---------------	---------

FIELD GOALS MADE

41	vs. Providence	3/19/63
30	vs. Florida Atlantic	3/16/11
30	vs. St. Francis (N.Y.)	3/16/63
27	vs. Michigan	3/22/06
26	vs. Minnesota	3/19/12
26	vs. Valparaiso	3/14/12
26	vs. Missouri State	3/21/11

LOW:

19	at Richmond	3/24/15
----	-------------	---------

FIELD GOALS ATTEMPTED

94	vs. Providence	3/19/63
63	vs. St. Joseph's (Pa.)	3/12/64
62	vs. Auburn	3/14/01
62	vs. Michigan	3/13/97
62	vs. St. Francis	3/16/63

LOW:

44	NC Central	3/17/15
44	vs. Creighton	3/20/06

FIELD GOAL PERCENTAGE

.600 (30-50)	vs. Florida Atlantic	3/16/11
.500 (26-52)	vs. Missouri State	3/21/11
.500 (22-44)	NC Central	3/17/15
.491 (26-53)	vs. Valparaiso	3/14/12
.484 (30-62)	vs. St. Francis	3/16/63
.458 (27-59)	vs. Michigan	3/22/06

LOW:

.311 (19-61)	at Richmond	3/24/15
--------------	-------------	---------

THREE-POINT FG MADE*

13	vs. South Carolina	3/15/05
10	vs. Valparaiso	3/14/12
10	vs. Providence	3/18/09
9	Alabama	3/21/15
8	vs. Missouri State	3/21/11

LOW:

2	at Richmond	3/24/15
2	vs. Alabama	3/23/11

THREE-POINT FG ATTEMPTED*

27	vs. Providence	3/18/09
27	vs. South Carolina	3/15/05
25	vs. Minnesota	3/19/12
25	vs. Florida	3/20/09
25	vs. Penn State	3/15/95

LOW:

12	vs. Michigan	3/13/97
----	--------------	---------

3-POINT FIELD GOAL PERCENTAGE

.500 (8-16)	NC Central	3/17/15
.481 (13-27)	vs. South Carolina	3/15/05
.455 (10-22)	vs. Valparaiso	3/14/12
.400 (6-15)	vs. Creighton	3/20/06
.391 (9-23)	Alabama	3/21/15

LOW:

.125 (2-16)	at Richmond	3/24/15
-------------	-------------	---------

FREE THROWS MADE

30	vs. St. Joseph's (Pa.)	3/12/64
23	at Richmond	3/24/15
23	NC Central	3/17/15
21	vs. Missouri State	3/21/11
20	Alabama	3/21/15
20	vs. Florida Atlantic	3/16/11

LOW:

4	vs. Valparaiso	3/14/12
---	----------------	---------

FREE THROWS ATTEMPTED

40	vs. St. Joseph's (Pa.)	3/12/64
28	at Richmond	3/24/15
27	Alabama	3/21/15
26	vs. Florida Atlantic	3/16/11
25	NC Central	3/17/15

LOW:

6	vs. Valparaiso	3/14/12
6	vs. Michigan	3/22/06

FREE-THROW PERCENTAGE

.920 (23-25)	NC Central	3/17/15
.875 (21-24)	vs. Missouri State	3/21/11
.857 (18-21)	vs. Providence	3/18/09
.833 (5-6)	vs. Michigan	3/22/06
.821 (23-28)	at Richmond	3/24/15

LOW:

.583 (7-12)	vs. Florida	3/20/09
-------------	-------------	---------

REBOUNDS

55	vs. Providence	3/19/63
47	at Richmond	3/24/15
45	vs. Temple	3/31/15
44	Alabama	3/21/15
44	vs. Providence	3/18/09

LOW:

15	vs. St. Joseph's (Pa.)	3/12/64
----	------------------------	---------

ASSISTS**

16	vs. Valparaiso	3/14/12
16	vs. Providence	3/18/09
15	Alabama	3/21/15
15	vs. Auburn	3/14/01
14	vs. Missouri State	3/21/11
14	vs. Michigan	3/13/97

LOW:

3	vs. St. Joseph's (Pa.)	3/12/64
---	------------------------	---------

STEALS*

14	vs. Oklahoma State	3/15/06
11	vs. Auburn	3/14/01
9	vs. Minnesota	3/19/12
7	vs. Florida	3/20/09
7	vs. Providence	3/18/09
7	vs. Penn State	3/15/95

LOW:

1	vs. Florida Atlantic	3/16/11
---	----------------------	---------

TURNOVERS*

19	vs. Alabama	3/23/11
19	vs. Providence	3/18/09
18	vs. Penn State	3/15/95
17	vs. Auburn	3/14/01
14	vs. Michigan	3/13/97

LOW:

7	at Richmond	3/24/15
7	vs. Florida Atlantic	3/16/11
7	vs. South Carolina	3/15/05

BLOCKS*

8	vs. Stanford	4/2/15
8	vs. Temple	3/31/15
5	vs. Missouri State	3/21/11
5	vs. Michigan	3/22/06
4	Alabama	3/21/15
4	vs. Florida Atlantic	3/16/11
4	vs. Providence	3/18/09
4	vs. Oklahoma State	3/15/06
4	vs. South Carolina	3/15/05

LOW:

0	at Richmond	3/24/15
0	vs. Alabama	3/23/11

FOULS

26	vs. Penn State	3/15/95
23	vs. Providence	3/19/63
21	vs. Florida Atlantic	3/16/11
21	vs. Providence	3/18/09
21	vs. St. Joseph's (Pa.)	3/12/64

LOW:

9	vs. Valparaiso	3/14/12
---	----------------	---------

* Stats not kept in 1963 or 1964

**Stats begin in 1964



OPPONENT TEAM RECORDS - NIT

POINTS

106	Providence	3/19/63
86	St. Joseph's (Pa.)	3/12/64
79	Alabama	3/23/11
78	Minnesota	3/19/12
76	Michigan	3/13/97

LOW:

50	Valparaiso	3/14/12
----	------------	---------

FIELD GOALS MADE

39	Providence	3/19/63
37	St. Joseph's (Pa.)	3/12/64
30	Alabama	3/23/11
28	Minnesota	3/19/12
28	Michigan	3/13/97
28	St. Francis	3/16/63

LOW:

17	Penn State	3/15/95
----	------------	---------

FIELD GOALS ATTEMPTED

85	Providence	3/19/63
75	St. Joseph's (Pa.)	3/12/64
66	vs. Stanford	4/2/15
66	Missouri State	3/21/11
63	vs. Temple	3/31/15

LOW:

45	Oklahoma State	3/15/06
----	----------------	---------

FIELD GOAL PERCENTAGE

.596 (28-47)	Michigan	3/13/97
.583 (28-48)	Minnesota	3/19/12
.545 (30-55)	Alabama	3/23/11
.531 (26-49)	NC Central	3/17/15
.520 (26-50)	Florida	3/20/09

LOW:

.302 (19-63)	vs. Temple	3/31/15
--------------	------------	---------

THREE-POINT FG MADE*

13	Missouri State	3/21/11
10	Florida 3/20/09	
8	NC Central	3/17/15
8	Providence	3/18/09
8	Michigan	3/22/06
8	Creighton	3/20/06

LOW:

2	vs. Temple	3/31/15
---	------------	---------

THREE-POINT FG ATTEMPTED*

29	Missouri State	3/21/11
27	Alabama	3/21/15
27	Valparaiso	3/14/12
27	Florida 3/20/09	
27	Providence	3/18/09
27	Creighton	3/20/06

LOW:

12	Michigan	3/13/97
----	----------	---------

3-POINT FIELD GOAL PERCENTAGE

(Min 4 made)		
.533 (8-15)	Michigan	3/22/06
.500 (6-12)	Michigan	3/13/97
.471 (8-17)	NC Central	3/17/15
.462 (6-13)	Minnesota	3/19/12
.448 (13-29)	Missouri State	3/21/11

LOW:

.105 (2-19)	vs. Temple	3/31/15
-------------	------------	---------

FREE THROWS MADE

28	Providence	3/19/63
24	Penn State	3/15/95
21	Michigan	3/22/06
18	Providence	3/18/09
17	vs. Temple	3/31/15

LOW:

6	Creighton	3/20/06
---	-----------	---------

FREE THROWS ATTEMPTED

34	Providence	3/19/63
29	Penn State	3/15/95
27	Providence	3/18/09
26	St. Joseph's (Pa.)	3/12/64
24	Alabama	3/23/11

LOW:

8	Creighton	3/20/06
---	-----------	---------

FREE-THROW PERCENTAGE

.955 (21-22)	Michigan	3/22/06
.842 (16-19)	Minnesota	3/19/12
.828 (24-29)	Penn State	3/15/95
.824 (28-34)	Providence	3/19/63
.786 (11-14)	NC Central	3/17/15

LOW:

.556 (10-18)	South Carolina	3/15/05
--------------	----------------	---------

REBOUNDS

60	St. Joseph's (Pa.)	3/12/64
46	Providence	3/19/63
45	vs. Stanford	4/2/15
41	vs. Temple	3/1/15
41	Minnesota	3/19/12

LOW:

21	NC Central	3/17/15
----	------------	---------

ASSISTS**

20	Florida 3/20/09	
17	Michigan	3/13/97
15	Creighton	3/20/06
14	Minnesota	3/19/12
14	Missouri State	3/21/11
14	Providence	3/18/09
14	Auburn 3/14/01	

LOW:

6	FAU 3/16/11	
6	St. Joseph's (Pa.)	3/12/64

STEALS*

13	Alabama	3/23/11
10	Auburn 3/14/01	
10	Penn State	3/15/95
9	Providence	3/18/09
8	Oklahoma State	3/15/06

LOW:

2	Minnesota	3/19/12
2	Creighton	3/20/06
2	South Carolina	3/15/05

TURNOVERS*

22	Oklahoma State	3/15/06
19	Auburn 3/14/01	
18	Minnesota	3/19/12
17	Michigan	3/13/97
16	Florida 3/20/09	

LOW:

6	vs. Temple	3/31/15
6	Alabama	3/21/15

BLOCKS*

15	Auburn 3/14/01	
7	vs. Temple	3/31/15
7	Alabama	3/23/11
7	Michigan	3/13/97
6	South Carolina	3/15/05

LOW:

0	NC Central	3/17/15
0	Valparaiso	3/14/12
0	Florida 3/20/09	

FOULS*

25	St. Joseph's (Pa.)	3/12/64
22	Alabama	3/23/11
21	Alabama	3/21/15
21	Minnesota	3/19/12
21	FAU 3/16/11	
21	Providence	3/18/09

LOW:

9	Michigan	3/22/06
9	Creighton	3/20/06

**Stats begin in 1964

* Stats not kept in 1963 or 1964



INDIVIDUAL TOTALS - NIT

POINTS SCORED (GAMES)

73	Robert Hite (4)	2005, 2006
68	Guillermo Diaz (4)	2005, 2006
66	Sheldon McClellan (5)	2015
58	Durand Scott (3)	2011
58	Rick Barry (3)	1963, 1964

FIELD GOALS MADE

27	Robert Hite (4)	2005, 2006
24	Guillermo Diaz (4)	2005, 2006
23	Reggie Johnson (5)	2011, 2012
21	Sheldon McClellan (5)	2015
20	Mike McCoy (2)	1963

FIELD GOAL ATTEMPTS

67	Robert Hite (4)	2005, 2006
55	Guillermo Diaz (4)	2005, 2006
53	Sheldon McClellan (5)	2015
41	Rick Barry (3)	1963, 1964
38	Reggie Johnson (5)	2011, 2012
38	Malcolm Grant (5)	2011, 2012

FIELD GOAL PERCENTAGE (Min. 9 Made)

.818 (9-11)	Julian Gamble (5)	2009, 2011
.605 (23-38)	Reggie Johnson (5)	2011, 2012
.555 (10-18)	DeQuan Jones (7)	2009, 2011, 2012
.541 (20-37)	Mike McCoy (2)	1963
.523 (11-21)	Clifton Clark (1)	1997

3-POINT FIELD GOALS MADE

14	Robert Hite (4)	2005, 2006
10	Guillermo Diaz (4)	2005, 2006
10	Jack McClinton (2)	2009
8	Adrian Thomas (6)	2006, 2009, 2011
7	Deandre Burnett (5)	2015
7	Rion Brown (5)	2011, 2012
7	Malcolm Grant (5)	2011, 2012

3-POINT FIELD GOALS ATTEMPTED

33	Robert Hite (4)	2005, 2006
28	Adrian Thomas (6)	2006, 2009, 2011
27	Guillermo Diaz (4)	2005, 2006
24	Malcolm Grant (5)	2011, 2012
23	Jack McClinton (2)	2009

3-POINT FIELD GOAL PERCENTAGE (Min. 4 Made)

.435 (10-23)	Jack McClinton (2)	2009
.424 (14-33)	Robert Hite (4)	2005, 2006
.417 (5-12)	Anthony Harris (3)	2006
.370 (10-27)	Guillermo Diaz (4)	2005, 2006
.350 (7-20)	Deandre Burnett (5)	2015
.350 (7-20)	Rion Brown (5)	2011, 2012

FREE THROWS MADE

26	Davon Reed (5)	2015
24	Rick Barry (3)	1963, 1964
23	Durand Scott (3)	2011
19	Manu Lecomte (5)	2015
18	Sheldon McClellan (5)	2015

FREE THROWS ATTEMPTED

37	Davon Reed (5)	2015
31	Rick Barry (3)	1963, 1964
26	Durand Scott (3)	2011
22	Rick Barry (1)	1964
21	Manu Lecomte (5)	2015

FREE-THROW PERCENTAGE (Min. 10 Made)

.909 (10-11)	Reggie Johnson (5)	2011, 2012
.905 (19-21)	Manu Lecomte (5)	2015
.900 (18-20)	Sheldon McClellan (5)	2015
.885 (23-26)	Durand Scott (3)	2011
.774 (24-31)	Rick Barry (3)	1963, 1964

REBOUNDS

49	Reggie Johnson (5)	2011, 2012
38	Rick Barry (3)	1963, 1964
35	Davon Reed (5)	2015
33	Jack Spisak (2)	1963
30	Tonye Jekiri (4)	2015

ASSISTS

19	Davon Reed (5)	2015
14	Guillermo Diaz (4)	2005, 2006
10	Durand Scott (3)	2011
10	Malcolm Grant (5)	2011, 2012
8	Ja'Quan Newton (5)	2015
8	Reggie Johnson (5)	2011, 2012
8	Denis Clemente (3)	2006

STEALS

8	DeQuan Jones, (7)	2009, 2011, 2012
6	John Salmons (1)	2001
6	Guillermo Diaz (4)	2005, 2006
6	Anthony King (3)	2006
6	Gary Hamilton (3)	2006

BLOCKED SHOTS

10	Anthony King (3)	2006
5	Davon Reed (5)	2015
5	Omar Sherman (5)	2015
5	Reggie Johnson (5)	2011, 2012
4	Ivan Cruz Uceda (5)	2015
4	DeQuan Jones (7)	2009, 2011, 2012



INDIVIDUAL GAME RECORDS - NIT

POINTS SCORED

35	Rick Barry vs. St. Joseph's (Pa.)	3/12/64
29	Mike McCoy vs. St. Francis (N.Y.)	3/16/63
25	Clifton Clark vs. Michigan	3/13/97
25	Jack McClinton vs. Providence	3/18/09
23	Robert Hite vs. South Carolina	3/15/05
23	Malcolm Grant vs. Florida Atlantic	3/16/11

FIELD GOALS MADE

13	Mike McCoy vs. St. Francis (N.Y.)	3/16/63
11	Clifton Clark vs. Michigan	3/13/97
9	Jack McClinton vs. Providence	3/18/09
8	Carl Stavreti vs. Providence	3/19/63
8	Ken Allen vs. Providence	3/19/63
8	Rick Barry vs. St. Joseph's (Pa.)	3/12/64
8	Guillermo Diaz vs. South Carolina	3/15/05
8	Robert Hite vs. South Carolina	3/15/05
8	Guillermo Diaz vs. Michigan	3/22/06

FIELD GOALS ATTEMPTED

24	Mike McCoy vs. St. Francis (N.Y.)	3/16/63
21	Clifton Clark vs. Michigan	3/13/97
21	Jack McClinton vs. Providence	3/18/09
20	Robert Hite vs. Oklahoma State	3/15/06
19	Ken Allen vs. Providence	3/19/63
19	Robert Hite vs. South Carolina	3/15/05

FIELD GOAL PERCENTAGE (Min. 5 made)

.750 (6-8)	Reggie Johnson vs. Alabama	3/23/11
.714 (5-7)	Raymond Hicks vs. Michigan	3/22/06
.700 (7-10)	Reggie Johnson vs. FAU	3/16/11
.667 (6-9)	Dwayne Collins vs. Florida	3/20/09
.667 (6-9)	Constantin Popa vs. Penn State	3/15/95

3-POINT FIELD GOALS MADE

7	Jack McClinton vs. Providence	3/18/09
5	Robert Hite vs. South Carolina	3/15/05
4	Guillermo Diaz vs. South Carolina	3/15/05
4	Anthony Harris vs. South Carolina	3/15/05
4	Robert Hite vs. Creighton	3/20/06
4	Guillermo Diaz vs. Michigan	3/22/06
4	Adrian Thomas vs. Missouri State	3/21/11
4	Rion Brown vs. Valparaiso	3/14/12

3-POINT FG ATTEMPTED

14	Jack McClinton vs. Providence	3/18/09
10	Guillermo Diaz vs. South Carolina	3/15/05
10	Robert Hite vs. South Carolina	3/15/05
10	Guillermo Diaz vs. Michigan	3/22/06
9	Steven Edwards vs. Penn State	3/15/95
9	Jack McClinton vs. Florida	3/20/09
9	Adrian Thomas vs. Missouri State	3/21/11

3-POINT FG PERCENTAGE (Min. 4 made)

.571 (4-7)	Rion Brown vs. Valparaiso	3/14/12
.571 (4-7)	Anthony Harris vs. So. Carolina	3/15/05
.500 (7-14)	Jack McClinton vs. Providence	3/18/09
.500 (5-10)	Robert Hite vs. South Carolina	3/15/05
.500 (4-8)	Robert Hite vs. Creighton	3/20/06
.444 (4-9)	Adrian Thomas vs. Missouri State	3/21/11

FREE THROWS MADE

19	Rick Barry vs. St. Joseph's (Pa.)	3/12/64
10	Manu Lecomte vs. NC Central	3/17/15
10	Durand Scott vs. Florida Atlantic	3/16/11
9	Davon Reed vs. Alabama	3/21/15
8	Davon Reed at Richmond	3/24/15
8	Guillermo Diaz vs. Oklahoma State	3/15/06
8	Malcolm Grant vs. Florida Atlantic	3/16/11

FREE THROWS ATTEMPTED

22	Rick Barry vs. St. Joseph's (Pa.)	3/12/64
14	Davon Reed vs. Alabama	3/21/15
11	Davon Reed at Richmond	3/24/15
11	Manu Lecomte vs. NC Central	3/17/15
11	Malcolm Grant vs. Florida Atlantic	3/16/11

FREE-THROW PERCENTAGE (Min. 6 made)

1.000 (10-10)	Durand Scott vs. FAU	3/16/11
1.000 (6-6)	Manu Lecomte vs. Alabama	3/21/15
1.000 (6-6)	Reggie Johnson vs. Minnesota	3/19/12
90.9 (10-11)	Manu Lecomte vs. NC Central	3/17/15
.875 (7-8)	Durand Scott vs. Alabama	3/23/11
.864 (19-22)	Rick Barry vs. St. Joseph's (Pa.)	3/12/64

REBOUNDS

20	Jack Spisak vs. Providence	3/19/63
20	Rick Barry vs. St. Joseph's (Pa.)	3/12/64
20	Reggie Johnson vs. Florida Atlantic	3/16/11
15	James Jones vs. Auburn	3/14/01
13	Jack Spisak vs. St. Francis (N.Y.)	3/16/63

ASSISTS

6	Davon Reed vs. NC Central	3/17/15
5	Vernon Jennings vs. Georgetown	3/6/97
5	Michael Simmons vs. Auburn	3/14/01
5	Guillermo Diaz vs. South Carolina	3/15/05
5	Denis Clemente vs. Oklahoma State	3/15/06
5	Guillermo Diaz vs. Creighton	3/20/06
5	James Dews vs. Providence	3/18/09

STEALS

6	John Salmons vs. Auburn	3/14/01
4	Robert Hite vs. Oklahoma State	3/15/06
3	DeQuan Jones vs. Minnesota	3/19/12
3	Kevin Norris vs. Michigan	3/13/97
3	Anthony King vs. Oklahoma State	3/15/06
3	Gary Hamilton vs. Oklahoma State	3/15/06
3	Guillermo Diaz vs. Oklahoma State	3/15/06
3	Adrian Thomas vs. Florida	3/20/09
3	DeQuan Jones vs. Alabama	3/23/11

BLOCKED SHOTS

4	Anthony King vs. Michigan	3/22/06
3	Omar Sherman vs. Stanford	4/2/15
3	Davon Reed vs. Temple	3/31/15
3	Anthony King vs. South Carolina	3/15/05
3	DeQuan Jones vs. Missouri State	3/21/11
3	Reggie Johnson vs. Valparaiso	3/14/12



OPPONENT INDIVIDUAL GAME RECORDS - NIT

POINTS SCORED

38	Ray Flynn (Providence)	3/19/63
30	Steve Courtin (St. Joseph's, Pa.)	3/12/64
26	Jimmy Stone (Providence)	3/19/63
26	Adam Leonard (Missouri State)	3/21/11
25	Chasson Randle (Stanford)	4/2/15
25	Jordan Parks (NC Central)	3/17/15

FIELD GOALS MADE

16	Ray Flynn (Providence)	3/19/63
13	Steve Courtin (St. Joseph's, Pa.)	3/12/64
11	Jordan Parks (NC Central)	3/17/15
9	Jimmy Stone (Providence)	3/19/63
9	Billy Oakes (St. Joseph's, Pa.)	3/12/64
9	Jim Boyle (St. Joseph's, Pa.)	3/12/64
9	Adam Leonard (Missouri State)	3/21/11
9	Rodney Williams (Minnesota)	3/19/12

FIELD GOALS ATTEMPTED

26	Ray Flynn (Providence)	3/19/63
19	Jimmy Stone (Providence)	3/19/63
19	Steve Courtin (St. Joseph's, Pa.)	3/12/64
18	Carlos Powell (South Carolina)	3/15/05
17	John Thompson (Providence)	3/19/63
17	Kyle Weems (Missouri State)	3/21/11

FIELD GOAL PERCENTAGE (Min 5 Made)

.900 (9-10)	Rodney Williams (Minnesota)	3/19/12
.857 (6-7)	John Amaechi (Penn State)	3/15/95
.846 (11-13)	Jordan Parks (NC Central)	3/17/15
.833 (5-6)	Michael Kessens (Alabama)	3/21/15
.833 (5-6)	Joe Coleman (Minnesota)	3/19/12
.833 (5-6)	Louis Bullock (Michigan)	3/13/97

3-POINT FIELD GOALS MADE

7	Adam Leonard (Missouri State)	3/21/11
4	Johnny Mathies (Creighton)	3/20/06
4	Jimmy Motz (Creighton)	3/20/06
4	Brian McKenzie (Providence)	3/18/09
4	Nick Calathes (Florida)	3/20/09
4	Kyle Weems (Missouri State)	3/21/11
4	Julian Welch (Minnesota)	3/19/12

3-POINT FIELD GOALS ATTEMPTED

11	Johnny Mathies (Creighton)	3/20/06
11	Kyle Weems (Missouri State)	3/21/11
10	Pete Lisicky (Penn State)	3/15/95
9	TJ Cline (Richmond)	3/24/15
9	Nick Calathes (Florida)	3/20/09
9	Justin Davis (Florida Atlantic)	3/16/11
9	Raymond Taylor (Florida Atlantic)	3/16/11
9	Ryan Broekhoff (Valparaiso)	3/14/12

3-POINT FIELD GOAL PERCENTAGE (Min 4 made)

1.000 (4-4)	Julian Welch (Minnesota)	3/19/12
.875 (7-8)	Adam Leonard (Missouri State)	3/21/11
.667 (4-6)	Jimmy Motz (Creighton)	3/20/06
.571 (4-7)	Brian McKenzie (Providence)	3/18/09
.444 (4-9)	Nick Calathes (Florida)	3/20/09

FREE THROWS MADE

10	Lester Abram (Michigan)	3/22/06
9	John Amaechi (Penn State)	3/15/95
9	Weyinmi Efejuku (Providence)	3/18/09
8	Nimrod Hilliard (NC Central)	3/17/15
8	Jimmy Stone (Providence)	3/19/63

FREE THROWS ATTEMPTED

12	Jonathan Kale (Providence)	3/18/09
10	Nimrod Hilliard (NC Central)	3/17/15
10	James Raftery (St. Francis, N.Y.)	3/16/63
10	Jimmy Stone (Providence)	3/19/63
10	John Amaechi (Penn State)	3/15/95
10	Lester Abram (Michigan)	3/22/06
10	Weyinmi Efejuku (Providence)	3/18/09

FREE-THROW PERCENTAGE (Min 6 made)

1.000 (10-10)	Lester Abram (Michigan)	3/22/06
1.000 (7-7)	Obi Enechionya (Temple)	3/31/15
1.000 (6-6)	Vin Flynn (Providence)	3/19/63
1.000 (6-6)	Daniel Horton (Michigan)	3/22/06
.900 (9-10)	John Amaechi (Penn State)	3/15/95
.900 (9-10)	Weyinmi Efejuku (Providence)	3/18/09

REBOUNDS

14	Larry Hofmann (St. Joseph's, Pa.)	3/12/64
12	Anthony Brown (Stanford)	4/2/15
12	Jimmy Stone (Providence)	3/19/63
12	Alex Tyus (Florida)	3/20/09
11	Terry Allen (Richmond)	3/24/15

ASSISTS

8	Travis Conlan (Michigan)	3/13/97
7	Dan Earl (Penn State)	3/15/95
7	Jamison Brewer (Auburn)	3/14/01
7	Nick Calathes (Florida)	3/20/09
5	Nimrod Hilliard (NC Central)	3/17/15
5	Chandler Parsons (Florida)	3/20/09
5	Daniel Horton (Michigan)	3/22/06

STEALS

4	Jesse Morgan (Temple)	3/31/15
4	Levi Randolph (Alabama)	3/21/15
4	JaMychal Green (Alabama)	3/23/11
4	Ryan Broekhoff (Valparaiso)	3/14/12
3	Dan Earl (Penn State)	3/15/95
3	Robert Traylor (Michigan)	3/13/97
3	Jameson Curry (Oklahoma State)	3/15/06
3	Chris Hines (Alabama)	3/23/11
3	Trevor Releford (Alabama)	3/23/11

BLOCKED SHOTS

13	Kyle Davis (Auburn)	3/14/01
5	Obi Enechionya (Temple)	3/31/15
4	Brandon Wallace (South Carolina)	3/15/05
3	Stefan Nastic (Stanford)	4/2/15
3	Alonzo Nelson-Ododa (Richmond)	3/24/15
3	Jonathon Kale (Providence)	3/18/09
3	Chris Hines (Alabama)	3/23/11



TEAM RECORDS - ACC TOURNAMENT

POINTS SCORED

87	vs. North Carolina	3/17/13
83	vs. Wake Forest	3/11/10
81	vs. NC State	3/16/13
76	vs. Duke	3/10/06
74	vs. Duke	3/13/10

FIELD GOALS MADE

30	vs. North Carolina	3/17/13
30	vs. Wake Forest	3/11/10
29	vs. Boston College	3/09/07
27	vs. Duke	3/10/06
26	vs. NC State	3/16/13
26	vs. Florida State	3/09/12

FIELD GOAL ATTEMPTS

64	vs. Florida State	3/09/12
64	vs. Virginia	3/10/11
64	vs. Virginia	3/10/05
63	vs. Duke	3/10/06
60	vs. North Carolina	3/11/11
60	vs. Maryland	3/08/07

FIELD GOAL PERCENTAGE

.527 (29-55)	vs. Boston College	3/09/07
.517 (30-58)	vs. Wake Forest	3/11/10
.508 (30-59)	vs. North Carolina	3/17/13
.488 (21-43)	vs. NC State	3/13/14
.481 (25-52)	vs. Boston College	3/15/13

3-POINT FIELD GOALS MADE

12	vs. North Carolina	3/17/13
10	vs. Florida State	3/09/12
10	vs. Virginia	3/10/11
9	vs. North Carolina	3/11/11
8	vs. Boston College	3/15/13
8	vs. Duke	3/13/10
8	vs. Wake Forest	3/11/10

3-POINT FIELD GOALS ATTEMPTED

29	vs. Virginia	3/10/11
26	vs. North Carolina	3/11/11
25	vs. Virginia Tech	3/12/14
25	vs. Florida State	3/09/12
24	vs. Boston College	3/15/13
23	vs. Virginia Tech	3/12/09

3-POINT FIELD GOAL PERCENTAGE

.545 (12-22)	vs. North Carolina	3/17/13
.533 (8-15)	vs. Duke	3/13/10
.471 (8-17)	vs. Wake Forest	3/11/10
.467 (7-15)	vs. Boston College	3/09/07
.429 (6-14)	vs. Duke	3/10/06

FREE THROWS MADE

26	vs. NC State	3/13/08
23	vs. NC State	3/16/13
22	vs. Maryland	3/08/07
19	vs. Virginia	3/10/05
18	vs. Notre Dame	3/12/15

FREE THROWS ATTEMPTED

30	vs. NC State	3/13/08
30	vs. NC State	3/16/13
28	vs. Maryland	3/08/07
28	vs. Virginia	3/10/05
25	vs. Notre Dame	3/12/15

FREE-THROW PERCENTAGE

1.000 (6-6)	vs. Boston College	3/09/07
.867 (26-30)	vs. NC State	3/13/08
.842 (16-19)	vs. Virginia Tech	3/12/14
.833 (15-18)	vs. Wake Forest	3/11/10
.789 (15-19)	vs. Georgia Tech	3/08/12

REBOUNDS

47	vs. Virginia	3/10/05
46	vs. Virginia Tech	3/12/10
46	vs. Duke	3/10/06
45	vs. Virginia	3/10/11
42	vs. Maryland	3/08/07

ASSISTS

14	vs. Wake Forest	3/11/10
14	vs. Duke	3/10/06
13	vs. Virginia Tech	3/12/14
13	vs. Florida State	3/09/12
13	vs. North Carolina	3/17/13
11	vs. Clemson	3/09/06
11	vs. Virginia Tech	3/14/08
11	vs. Virginia Tech	3/12/10
11	vs. Virginia	3/10/11
11	vs. Boston College	3/15/13

STEALS

12	vs. North Carolina	3/11/11
11	vs. Georgia Tech	3/08/12
11	vs. NC State	3/13/08
10	vs. Notre Dame	3/12/15
9	vs. Virginia Tech	3/12/09

BLOCKED SHOTS

7	vs. Maryland	3/08/07
6	vs. Virginia	3/10/11
6	vs. Clemson	3/09/06
5	vs. Virginia Tech	3/12/10
5	vs. Duke	3/10/06



OPPONENT TEAM RECORDS - ACC TOURNAMENT

POINTS SCORED

82	Florida State	3/09/12
80	Duke	3/10/06
77	North Carolina	3/17/13
77	Duke	3/13/10
74	Boston College	3/09/07

FIELD GOALS MADE

27	North Carolina	3/17/13
26	Duke	3/13/10
26	Virginia Tech	3/14/08
25	NC State	3/16/13
25	Duke	3/10/06

FIELD GOAL ATTEMPTS

68	Clemson	3/09/06
63	Virginia Tech	3/12/10
61	Virginia Tech	3/14/08
61	Duke	3/10/06
60	North Carolina	3/17/13
60	Virginia	3/10/11

FIELD GOAL PERCENTAGE

.500 (25-50)	NC State	3/16/13
.500 (21-42)	Virginia Tech	3/12/09
.488 (21-43)	vs. Notre Dame	3/12/15
.481 (26-54)	Duke	3/13/10
.480 (24-50)	Florida State	3/09/12

3-POINT FIELD GOALS MADE

13	North Carolina	3/17/13
12	Duke	3/10/06
11	Boston College	3/09/07
10	North Carolina	3/11/11
10	Clemson	3/09/06

3-POINT FIELD GOALS ATTEMPTED

32	Duke	3/10/06
29	North Carolina	3/17/13
26	Clemson	3/09/06
25	Boston College	3/09/07
24	Virginia Tech	3/12/10

3-POINT FIELD GOAL PERCENTAGE

.563 (9-16)	Florida State	3/09/12
.476 (10-21)	North Carolina	3/11/11
.467 (7-15)	Virginia Tech	3/14/08
.448 (13-29)	North Carolina	3/17/13
.440 (11-25)	Boston College	3/09/07

FREE THROWS MADE

25	Florida State	3/09/12
19	vs. Notre Dame	3/12/15
19	Virginia Tech	3/12/09
18	Duke	3/13/10
18	Wake Forest	3/11/10
18	Duke	3/10/06

FREE THROWS ATTEMPTED

32	Florida State	3/09/12
28	Wake Forest	3/11/10
27	vs. Notre Dame	3/12/15
26	Maryland	3/08/07
25	NC State	3/16/13

FREE-THROW PERCENTAGE

.909 (10-11)	North Carolina	3/17/13
.826 (19-23)	Virginia Tech	3/12/09
.783 (18-23)	Duke	3/10/06
.781 (25-32)	Florida State	3/09/12
.762 (16-21)	NC State	3/13/08

REBOUNDS

51	Virginia Tech	3/14/08
48	Clemson	3/09/06
40	Virginia	3/10/11
39	North Carolina	3/11/11
38	Duke	3/13/10

ASSISTS

17	NC State	3/13/14
17	North Carolina	3/17/13
17	North Carolina	3/11/11
16	Duke	3/13/10
15	vs. Notre Dame	3/12/15

STEALS

13	Virginia Tech	3/12/10
11	Maryland	3/08/07
10	NC State	3/16/13
8	NC State	3/13/14
8	Virginia	3/10/11
8	Clemson	3/09/06

BLOCKED SHOTS

8	Florida State	3/09/12
7	vs. Notre Dame	3/12/15
7	Maryland	3/08/07
7	Duke	3/10/06
6	Virginia	3/10/05



INDIVIDUAL TOTALS - ACC TOURNAMENT

POINTS SCORED (GAMES)

124	Durand Scott (9)	2010, 2011, 2012, 2013
99	Shane Larkin (5)	2012, 2013
93	Rion Brown (9)	2011, 2012, 2013, 2014
88	Malcolm Grant (7)	2010, 2011, 2012
78	Reggie Johnson (10)	2010, 2011, 2012, 2013

FIELD GOALS MADE

49	Durand Scott (9)	2010, 2011, 2012, 2013
32	Shane Larkin (5)	2012, 2013
31	Rion Brown (9)	2011, 2012, 2013, 2014
27	Reggie Johnson (10)	2010, 2011, 2012, 2013
26	Julian Gamble (9)	2009, 2010, 2011, 2013

FIELD GOAL ATTEMPTS

97	Durand Scott (9)	2010, 2011, 2012, 2013
71	Rion Brown (9)	2011, 2012, 2013, 2014
67	Shane Larkin (5)	2012, 2013
65	James Dews (8)	2007, 2008, 2009, 2010
64	Malcolm Grant (7)	2010, 2011, 2012

FIELD GOAL PERCENTAGE (Min. 15 Made)

.684 (26-38)	Julian Gamble (9)	2009, '10, '11, '13
.559 (19-34)	Jimmy Graham (7)	2006, '07, '08, '09
.552 (16-29)	Raymond Hicks (7)	2005, '06, '07, '08
.509 (27-53)	Reggie Johnson (10)	2010, '11, '12, '13
.505 (49-97)	Durand Scott (9)	2010, '11, '12, '13

3-POINT FIELD GOALS MADE

17	Malcolm Grant (7)	2010, 2011, 2012
15	Rion Brown (9)	2011, 2012, 2013, 2014
14	Adrian Thomas (6)	2009, 2010, 2011
11	Shane Larkin (5)	2012, 2013
10	Jack McClinton (5)	2007, 2008, 2009

3-POINT FIELD GOALS ATTEMPTED

42	Rion Brown (9)	2011, 2012, 2013, 2014
40	Malcolm Grant (7)	2010, 2011, 2012
35	Adrian Thomas (6)	2009, 2010, 2011
33	Jack McClinton (5)	2007, 2008, 2009
27	Shane Larkin (5)	2012, 2013

3-POINT FIELD GOAL PERCENTAGE (Min. 8 Made)

.471 (8-17)	Davon Reed (4)	2014, 2015
.450 (9-20)	Trey McKinney Jones (5)	2012, 2013
.444 (12-27)	Rion Brown (7)	2011, 2012, 2013
.425 (17-40)	Malcolm Grant (7)	2010, 2011, 2012
.421 (8-19)	Robert Hite (3)	2005, 2006
.407 (11-27)	Shane Larkin (5)	2012, 2013

FREE THROWS MADE

25	Malcolm Grant (7)	2010, 2011, 2012
24	Shane Larkin (5)	2012, 2013
24	Reggie Johnson (10)	2010, 2011, 2012, 2013
18	Durand Scott (9)	2010, 2011, 2012, 2013
16	Rion Brown (9)	2011, 2012, 2013, 2014
16	Jack McClinton (5)	2007, 2008, 2009
16	Guillermo Diaz (3)	2005, 2006

FREE THROWS ATTEMPTED

36	Reggie Johnson (10)	2010, 2011, 2012, 2013
28	Malcolm Grant (7)	2010, 2011, 2012
27	Shane Larkin (5)	2012, 2013
24	Durand Scott (9)	2010, 2011, 2012, 2013
21	Guillermo Diaz (3)	2005, 2006
21	Kenny Kadji (5)	2012, 2013

FREE-THROW PERCENTAGE (Min. 15 Made)

.941 (16-17)	Jack McClinton (5)	2007, 2008, 2009
.893 (25-28)	Malcolm Grant (7)	2010, 2011, 2012
.889 (24-27)	Shane Larkin (5)	2012, 2013
.889 (16-18)	Rion Brown (9)	2011, 2012, 2013, 2014
.762 (16-21)	Guillermo Diaz (3)	2005, 2006

REBOUNDS

65	Reggie Johnson (10)	2010, 2011, 2012, 2013
45	Tonye Jekiri (7)	2013, 2014, 2015
43	Julian Gamble (9)	2009, 2010, 2011, 2013
41	Durand Scott (9)	2010, 2011, 2012, 2013
40	Anthony King (5)	2005, 2006, 2008
33	Kenny Kadji (5)	2012, 2013

ASSISTS

27	Malcolm Grant (7)	2010, 2011, 2012
23	Shane Larkin (5)	2012, 2013
18	Durand Scott (9)	2010, 2011, 2012, 2013
13	Jack McClinton (5)	2007, 2008, 2009
13	Lance Hurdle (3)	2008, 2009

STEALS

13	Durand Scott (9)	2010, 2011, 2012, 2013
11	Shane Larkin (5)	2012, 2013
8	Jack McClinton (5)	2007, 2008, 2009
6	Rion Brown (9)	2011, 2012, 2013, 2014
6	Reggie Johnson (10)	2010, 2011, 2012, 2013
6	James Dews (8)	2007, 2008, 2009, 2010

BLOCKED SHOTS

12	Jimmy Graham (7)	2006, 2007, 2008, 2009
11	Julian Gamble (9)	2009, 2010, 2011, 2013
10	Reggie Johnson (10)	2010, 2011, 2012, 2013
7	Anthony King (5)	2005, 2006, 2008
6	Kenny Kadji (5)	2012, 2013



INDIVIDUAL GAME RECORDS - ACC TOURNAMENT

POINTS SCORED

32	Durand Scott vs. NC State	3/16/13
28	Shane Larkin vs. North Carolina	3/17/13
23	Shane Larkin vs. NC State	3/16/13
22	Rion Brown vs. NC State	3/13/14
22	Reggie Johnson vs. Wake Forest	3/11/10
22	Guillermo Diaz vs. Clemson	3/9/06

FIELD GOALS MADE

12	Durand Scott vs. NC State	3/16/13
10	Durand Scott vs. Duke	3/13/10
8	Rion Brown vs. NC State	3/13/14
8	Shane Larkin vs. North Carolina	3/17/13
8	Shane Larkin vs. Boston College	3/15/13
8	Guillermo Diaz vs. Clemson	3/9/06

FIELD GOAL ATTEMPTS

19	Guillermo Diaz vs. Duke	3/10/06
18	Durand Scott vs. NC State	3/16/13
17	Jack McClinton vs. Virginia Tech	3/14/08
17	Robert Hite vs. Clemson	3/9/06
16	Malcolm Grant vs. Virginia	3/10/11
16	Guillermo Diaz vs. Clemson	3/9/06
16	Robert Hite vs. Virginia	3/10/05

FIELD GOAL PERCENTAGE (Min. 5 Made)

1.000 (6-6)	Reggie Johnson vs. Wake Forest	3/11/10
.714 (5-7)	Julian Gamble vs. North Carolina	3/17/13
.667 (12-18)	Durand Scott vs. NC State	3/16/13
.667 (10-15)	Durand Scott vs. Duke	3/13/10
.636 (7-11)	Trey McKinney Jones vs. North Carolina	3/17/13

3-POINT FIELD GOALS MADE

6	Trey McKinney Jones vs. North Carolina	3/17/13
5	Durand Scott vs. NC State	3/16/13
5	Malcolm Grant vs. Florida State	3/9/12
4	Davon Reed vs. Virginia Tech	3/12/14
4	Shane Larkin vs. North Carolina	3/17/13
4	Shane Larkin vs. Boston College	3/15/13
4	Malcolm Grant vs. North Carolina	3/11/11
4	Adrian Thomas vs. North Carolina	3/11/11
4	Jack McClinton vs. Boston College	3/9/07

3-POINT FIELD GOALS ATTEMPTED

11	Adrian Thomas vs. North Carolina	3/11/11
11	Malcolm Grant vs. Virginia	3/10/11
11	Jack McClinton vs. Virginia Tech	3/14/08
10	Rion Brown vs. Virginia Tech	3/12/14
9	Trey McKinney Jones vs. North Carolina	3/17/13
9	Shane Larkin vs. Boston College	3/15/13

3-POINT FIELD GOAL PERCENTAGE (Min. 4 Made)

.667 (6-9)	Trey McKinney Jones vs. North Carolina	3/17/13
.625 (5-8)	Durand Scott vs. NC State	3/16/13
.625 (5-8)	Malcolm Grant vs. Florida State	3/9/12
.571 (4-7)	Davon Reed vs. Virginia Tech	3/12/14
.571 (4-7)	Shane Larkin vs. North Carolina	3/17/13
.571 (4-7)	Malcolm Grant vs. North Carolina	3/11/11

FREE THROWS MADE

10	Anthony King vs. Duke	3/10/06
10	Guillermo Diaz vs. Virginia	3/10/05
8	Shane Larkin vs. North Carolina	3/17/13
8	Shane Larkin vs. NC State	3/16/13
8	Reggie Johnson vs. Duke	3/13/10
8	James Dews vs. NC State	3/13/08
8	Brian Ashbury vs. Maryland	3/8/07

FREE THROWS ATTEMPTED

12	Anthony King vs. Duke	3/10/06
12	Guillermo Diaz vs. Virginia	3/10/05
10	Shane Larkin vs. NC State	3/16/13
10	Reggie Johnson vs. Duke	3/13/10
9	Angel Rodriguez vs. Notre Dame	3/12/15
9	Brian Ashbury vs. Maryland	3/8/07

FREE-THROW PERCENTAGE (Min. 6 Made)

1.000 (8-8)	Shane Larkin vs. North Carolina	3/17/13
1.000 (8-8)	James Dews vs. NC State	3/13/08
1.000 (6-6)	Manu Lecomte vs. Virginia Tech	3/11/15
1.000 (6-6)	Malcolm Grant vs. Duke	3/13/10
1.000 (6-6)	Reggie Johnson vs. Wake Forest	3/11/10

REBOUNDS

14	Anthony King vs. Virginia	3/10/05
13	Jullian Gamble vs. Wake Forest	3/11/10
12	Tonye Jekiri vs. Virginia Tech	3/12/14
12	Reggie Johnson vs. Virginia Tech	3/12/10
12	Dwayne Collins vs. Maryland	3/8/07
12	Robert Hite vs. Clemson	3/9/06

ASSISTS

7	Shane Larkin vs. North Carolina	3/17/13
7	Malcolm Grant vs. Virginia	3/10/11
7	Lance Hurdle vs. Virginia Tech	3/12/09
5	Manu Lecomte vs. Virginia Tech	3/11/15
5	Shane Larkin vs. Florida State	3/9/12
5	Malcolm Grant vs. North Carolina	3/11/11
5	Malcolm Grant vs. Wake Forest	3/11/10
5	Lance Hurdle vs. NC State	3/13/08
5	Jack McClinton vs. Boston College	3/9/07

STEALS

5	Jack McClinton v. NC State	3/13/08
4	Sheldon McClellan vs. Notre Dame	3/12/15
4	Malcolm Grant v. North Carolina	3/11/11
3	Trey McKinney Jones vs. North Carolina	3/17/13
3	Shane Larkin vs. NC State	3/16/13
3	Shane Larkin v. Georgia Tech	3/8/12
3	Kenny Kadji v. Georgia Tech	3/8/12
3	Durand Scott v. North Carolina	3/11/11
3	Jack McClinton v. Virginia Tech	3/12/09

BLOCKED SHOTS

5	Jimmy Graham vs. Maryland	3/8/07
4	Anthony King vs. Clemson	3/9/06
3	Julian Gamble vs. North Carolina	3/17/13
3	Reggie Johnson vs. Virginia	3/10/11
3	Reggie Johnson vs. Virginia Tech	3/12/10
3	Julian Gamble vs. Wake Forest	3/11/10



OPPONENT INDIVIDUAL GAME RECORDS - ACC TOURNAMENT

POINTS SCORED

32	Tyrese Rice (Boston College)	3/9/07
32	J.R. Reynolds (Virginia)	3/10/05
28	P.J. Hairston (North Carolina)	3/17/13
27	Kyle Singler (Duke)	3/13/10
27	J.J. Hickson (NC State)	3/13/08

FIELD GOALS MADE

10	J.R. Reynolds (Virginia)	3/10/05
9	TJ Warren (NC State)	3/13/14
9	P.J. Hairston (North Carolina)	3/17/13
9	Tyrese Rice (Boston College)	3/9/07
9	J.J. Redick (Duke)	3/10/06
8	Kyle Singler (Duke)	3/13/10
8	J.J. Hickson (NC State)	3/13/08

FIELD GOAL ATTEMPTS

18	T.J. Warren (NC State)	3/13/14
17	P.J. Hairston (North Carolina)	3/17/13
17	J.J. Redick (Duke)	3/10/06
16	Dorenzo Hudson (Virginia Tech)	3/12/10
15	Malcolm Delaney (Virginia Tech)	3/12/10
15	Kyle Singler (Duke)	3/13/10

FIELD GOAL PERCENTAGE (Min. 5 Made)

.750 (6-8)	T.J. Warren (North Carolina)	3/16/13
.714 (10-14)	J.R. Reynolds (Virginia)	3/10/05
.714 (5-7)	Michael Snaer (Florida State)	3/9/12
.667 (6-9)	Marcus Paige (North Carolina)	3/17/13
.643 (9-14)	Tyrese Rice (Boston College)	3/9/07

3-POINT FIELD GOALS MADE

6	P.J. Hairston (North Carolina)	3/17/13
6	Scott Wood (NC State)	3/16/13
6	Tyrese Rice (Boston College)	3/9/07
5	Ralston Turner (NC State)	3/13/14
5	Jarell Eddie (Virginia Tech)	3/12/14
5	Kyle Singler (Duke)	3/13/10
5	J.J. Redick (Duke)	3/10/06
5	J.R. Reynolds (Virginia)	3/10/05

3-POINT FIELD GOALS ATTEMPTED

13	P.J. Hairston (North Carolina)	3/17/13
11	J.J. Redick (Duke)	3/10/06
10	Jarell Eddie (Virginia Tech)	3/12/14
10	Scott Wood (NC State)	3/16/13
10	Harrison Barnes (North Carolina)	3/11/11
10	Tyrese Rice (Boston College)	3/9/07

3-POINT FIELD GOAL PERCENTAGE (Min. 4 Made)

.800 (4-5)	Michael Snaer (Florida State)	3/9/12
.800 (4-5)	Malcolm Delaney (Virginia Tech)	3/14/08
.714 (5-7)	J.R. Reynolds (Virginia)	3/10/05
.625 (5-8)	Ralston Turner (NC State)	3/13/14
.600 (6-10)	Scott Wood (NC State)	3/16/13
.600 (6-10)	Tyrese Rice (Boston College)	3/9/07

FREE THROWS MADE

14	Malcolm Delaney (Virginia Tech)	3/12/09
11	J.J. Hickson (NC State)	3/13/08
8	Luke Loucks (Florida State)	3/9/12
8	Tyrese Rice (Boston College)	3/9/07
7	Patrick Heckmann (Boston College)	3/15/13
7	J.R. Reynolds (Virginia)	3/10/05

FREE THROWS ATTEMPTED

15	Malcolm Delaney (Virginia Tech)	3/12/09
15	J.J. Hickson (NC State)	3/13/08
13	Tyrese Rice (Boston College)	3/9/07
10	Patrick Heckmann (Boston College)	3/15/13
10	Shelden Williams (Duke)	3/10/06

FREE-THROW PERCENTAGE (Min. 6 Made)

1.000 (8-8)	Luke Loucks (Florida State)	3/9/12
1.000 (6-6)	Jerian Grant (Notre Dame)	3/12/15
1.000 (6-6)	Kyle Singler (Duke)	3/13/10
.933 (14-15)	Malcolm Delaney (Virginia Tech)	3/12/09
.875 (7-8)	J.R. Reynolds (Virginia)	3/10/05

REBOUNDS

14	J.J. Hickson (NC State)	3/13/08
14	Akin Akingbala (Clemson)	3/9/06
13	John Henson (North Carolina)	3/11/11
13	Shelden Williams (Duke)	3/10/06
12	Deron Washington (Virginia Tech)	3/14/08

ASSISTS

10	Kendall Marshall (North Carolina)	3/11/11
8	Dexter Strickland (North Carolina)	3/17/13
8	Lorenzo Brown (NC State)	3/16/13
8	Malcolm Delaney (Virginia Tech)	3/12/09
6	Jerian Grant (Notre Dame)	3/12/15
6	Kyle Singler (Duke)	3/13/10

STEALS

4	Lorenzo Brown (NC State)	3/16/13
4	Joe Harris (Virginia)	3/10/11
4	Malcolm Delaney (Virginia Tech)	3/12/10
3	Zach Auguste (Notre Dame)	3/12/15
3	Steve Vasturia (Notre Dame)	3/12/15
3	Jordan Vandenberg (NC State)	3/13/14
3	Mustapha Farrakhan (Virginia)	3/10/11
3	Jon Scheyer (Duke)	3/13/10
3	Jeff Allen (Virginia Tech)	3/12/10
3	C.J. Harris (Wake Forest)	3/11/10
3	Jeff Allen (Virginia Tech)	3/12/09
3	Greivis Vasquez (Maryland)	3/8/07
3	D.J. Strawberry (Maryland)	3/8/07
3	Greg Paulus (Duke)	3/10/06
3	Shawan Robinson (Clemson)	3/9/06

BLOCKED SHOTS

5	Daniel Miller (Georgia Tech)	3/8/12
5	John Henson (North Carolina)	3/11/11
5	Shelden Williams (Duke)	3/10/06
4	Ekene Ibekwe (Maryland)	3/8/07
3	Elton Brown (Virginia)	3/10/05



REGULAR SEASON TOURNAMENTS

1954-55
Blue Gray Tournament (Montgomery, Ala.)
12/17 vs. Tennessee L, 89-80
12/18 vs. Washington & Lee W, 80-75

1955-56
Orange Bowl Classic (Miami, Fla.)
12/29 vs. Tulane W, 86-75
12/30 vs. West Virginia L, 83-78

Senior Bowl Classic (Mobile, Ala.)
1/04 vs. Memphis State L, 79-71
1/05 vs. Clemson L, 98-76

1956-57
Orange Bowl Classic (Miami, Fla.)
12/27 vs. Connecticut L, 74-70
12/28 vs. Valparaiso L, 81-76
12/29 vs. Seton Hall L, 92-80

1957-58
Montgomery Classic (Montgomery, Ala.)
12/13 vs. Mississippi L, 66-64
12/14 vs. Texas Christian L, 82-59

1958-59
Steel Bowl Classic (Pittsburgh, Pa.)
12/12 vs. Pittsburgh L, 69-65
12/13 vs. Clemson L, 66-61

The Citadel Invitational (Charleston, S.C.)
12/20 vs. The Citadel L, 93-77

Hurricane Classic
12/29 vs. Tulane W, 94-74
12/30 vs. Miami (Ohio) L, 89-87 (OT)

1959-60
Hurricane Classic
12/28 vs. Brigham Young W, 110-93
12/29 vs. Xavier W, 87-69

1960-61
Hurricane Classic
12/28 vs. Army W, 82-75
12/29 vs. Holy Cross W, 77-71

1961-62
Hurricane Classic
12/28 vs. Miami (Ohio) W, 83-73
12/29 vs. Temple L, 85-67

1962-63
Hurricane Classic
12/27 vs. Cornell W, 94-85
12/28 vs. Pittsburgh W, 86-85

1963-64
Hurricane Classic
12/27 vs. Army W, 79-71
12/28 vs. Syracuse L, 86-85 (OT)

1964-65
Steel Bowl (Pittsburgh, Pa.)
12/4 vs. Duquesne W, 99-95
12/5 vs. Pittsburgh W, 85-71

Hurricane Classic
12/28 vs. Yale W, 86-71
12/29 vs. Maryland W, 80-73

1965-66
Hurricane Classic
12/27 vs. Boston W, 81-60
12/28 vs. Louisville L, 86-84 (OT)

1966-67
Volunteer Classic
12/16 vs. Clemson L, 73-64
12/17 vs. Auburn W, 87-73

Hurricane Classic
12/27 vs. Pennsylvania W, 82-78
12/28 vs. Western Kentucky L, 94-89

1967-68
Hurricane Classic
12/27 vs. Dartmouth W, 100-81
12/28 vs. NYU W, 102-91

1968-69
Sunshine State Classic (Jacksonville, Fla.)
12/6 vs. Florida State L, 111-84
12/7 vs. Florida L, 111-62

Marshall Tournament (Huntington, W.Va.)
12/20 vs. Yale W, 77-71
12/21 vs. Maryland L, 95-92

Hurricane Classic
12/27 vs. Pittsburgh W, 72-70
12/28 vs. Illinois L, 86-76

1969-70
Steel Bowl (Pittsburgh, Pa.)
12/5 vs. Pittsburgh W, 85-67
12/6 vs. Duquesne L, 94-88

Hurricane Classic
12/29 vs. Seton Hall L, 76-69
12/30 vs. Ohio L, 99-74

1970-71
Husker Classic (Lincoln, Neb.)
12/18 vs. Nebraska L, 85-58
12/19 vs. Oklahoma City L, 94-91 (OT)

1985-86
AMI Classic
11/29 vs. Georgia State W, 82-77
11/30 vs. Georgia W, 81-78

Orange Bowl Tournament
12/27 vs. Brown L, 62-61
12/28 vs. Manhattan W, 79-61

1986-87
AMI Classic
11/28 vs. Central Florida W, 64-54
11/29 vs. Penn State L, 74-61

Palm Beach Hurricane Classic
12/29 vs. Yale W, 78-75 (OT)
12/30 vs. Stanford W, 71-58

Puerto Rico Tournament
1/8 vs. Bayamon (PR) W, 75-54
1/9 vs. Rio Piedras (PR) W, 111-64
1/10 vs. Radford W, 66-62

1987-88
Great Alaska Shootout (Anchorage, Alaska)
11/27 vs. Michigan L, 109-76
11/28 vs. Duquesne W, 84-73
11/29 vs. Alaska Anchorage L, 78-77

City of Miami Classic (Miami, Fla.)
12/4 vs. Colgate W, 96-68
12/5 vs. South Carolina L, 76-63

Eastern Airlines Palm Beach Classic (Palm Beach, Fla.)
12/29 vs. American W, 104-70
12/30 vs. Purdue L, 110-82

1988-89
Chaminade Classic
12/23 vs. St. Louis L, 86-73
12/24 vs. Eastern Illinois W, 83-68
12/25 vs. Old Dominion W, 77-76

Eastern Airlines Palm Beach Classic (Palm Beach, Fla.)
12/28 vs. Penn W, 102-69
12/30 vs. Wichita State W, 81-59

1989-90
Eastern Airlines Palm Beach Classic (Palm Beach, Fla.)
12/27 vs. Lehigh L, 83-59
12/29 vs. Boston College L, 69-60

1990-91
Eastern Airlines Palm Beach Classic (Palm Beach, Fla.)
12/27 vs. Miami (Ohio) L, 101-99
12/28 vs. Mississippi St. W, 74-67

1991-92
San Juan Shootout (San Juan, Puerto Rico)
11/29 vs. Maine W, 62-57
11/30 vs. Eastern Kentucky L, 66-61
12/1 vs. Tennessee W, 72-60

Palm Beach Classic (Palm Beach, Fla.)
12/27 vs. Marshall W, 70-55
12/29 vs. George Washington L, 78-64

1994-95
Orange Bowl Classic (Miami, Fla.)
12/28 vs. UNLV L, 56-55

1995-96
Orange Bowl Classic (Miami, Fla.)
12/27 vs. Tennessee L, 56-54

1996-97
Orange Bowl Classic (Miami, Fla.)
12/28 vs. DePaul W, 61-45

1997-98
Orange Bowl Classic (Miami, Fla.)
12/27 vs. Georgia Tech L, 69-61

1998-99
Orange Bowl Classic (Sunrise, Fla.)
12/27 vs. Ohio State W, 72-64

1999-00
Orange Bowl Classic (Sunrise, Fla.)
12/18 vs. North Carolina L, 78-68

San Juan Shootout (San Juan, Puerto Rico)
12/20 vs. UL-Lafayette L, 66-60
12/21 vs. Detroit-Mercy W, 68-64
12/22 vs. Illinois State L, 87-78

2000-01
Orange Bowl Classic (Sunrise, Fla.)
12/16 vs. Nebraska L, 72-64

2001-02
Paradise Jam (U.S. Virgin Islands)
11/18 vs. Eastern Michigan W, 93-56
11/19 vs. UAB W, 81-79
11/20 vs. Clemson W, 67-65

Orange Bowl Classic (Miami, Fla.)
12/15 vs. Indiana W, 58-53

2002-03
Orange Bowl Classic (Miami, Fla.)
12/21 vs. Florida L, 94-93 (2OT)

2003-04
Las Vegas Tournament (Coral Gables, Fla.)
11/21 vs. Lubbock Christian W, 86-66
11/23 vs. UL-Monroe W, 78-60

Las Vegas Tournament (Las Vegas, Nev.)
11/25 vs. Rhode Island L, 54-53
11/26 vs. Bradley L, 83-82

Orange Bowl Classic (Miami, Fla.)
12/20 vs. Temple W, 72-66

2004-05
Orange Bowl Classic (Miami, Fla.)
11/27 vs. Xavier L, 83-70 (OT)

2005-06
BCA Classic (Seattle, Wash.)
11/13 vs. Texas-Arlington W, 76-65
11/14 vs. Air Force L, 53-57
11/15 vs. Wisc.-Green Bay W, 80-54

Orange Bowl Classic (Sunrise, Fla.)
12/31 vs. Louisville L, 58-43

2006-07
American Youth Classic (Evansville, Ind.)
11/17 vs. Evansville W, 74-69
11/18 vs. Buffalo L, 60-57
11/19 vs. Cleveland State L, 78-67

Orange Bowl Classic (Miami, Fla.)
12/30 vs. Nebraska L, 82-67

2007-08
Puerto Rico Tip-Off (San Juan, Puerto Rico)
11/15 vs. Marist W, 85-61
11/16 vs. VCU W, 69-63
11/18 vs. Providence W, 64-58

Orange Bowl Classic (Sunrise, Fla.)
12/29 vs. Winthrop L, 76-70

2008-09
Paradise Jam (U.S. Virgin Islands)
11/21 [17/16] vs. Southern Miss W, 70-60
11/23 [17/16] vs. UConn L, 76-63
11/24 [22/21] vs. San Diego W, 80-45

2009-10
Charleston Classic (Charleston, S.C.)
11/19 vs. Tulane W, 74-54
11/20 vs. UNC Wilmington W, 67-60
11/22 vs. South Carolina W, 85-70

Orange Bowl Classic (Sunrise, Fla.)
12/19 vs. Florida Atlantic W, 87-69

2010-11
Las Vegas Holiday Hoops Classic (Las Vegas)
12/12 Stetson (at UM) W, 73-58
12/21 vs. Oral Roberts W, 69-56
12/22 vs. Rice W, 73-67
12/23 vs. Akron W, 69-61

Orange Bowl Classic (Sunrise, Fla.)
12/18 vs. UCF L, 84-78

2011-12
Orange Bowl Classic (Sunrise, Fla.)
12/17 vs. Florida Atlantic W, 93-90 (2OT)

2012-13
Diamond Head Classic (Honolulu, Hawaii)
12/22 at Hawai'i W, 73-58
12/23 vs. Arizona L, 50-69
12/25 vs. Indiana State L, 55-57 (OT)

2013-14
Wooden Legacy (Anaheim, Calif.)
11/18 at Co. of Charleston W, 70-54
11/28 vs. Geo. Wash. L, OT, 63-71
11/29 at Cal St. Fullerton W, 48-46
12/01 vs. Arizona State W, 60-57

2014-15
Charleston Classic (Charleston, S.C.)
11/20 vs. Drexel W, 66-46
11/21 vs. Akron W, 79-51
11/23 vs. Charlotte W, 77-58
11/25 at Charlotte W, 77-74



YEAR-BY-YEAR TEAM STATS

	FG-A	Pct	3FG-A	Pct	FT-A	Pct	Reb	Avg	PF-DQ	A	TO	Blk	Stl	Pts-Avg
1955-56 Miami	789-2043	.386	---	---	592-839	.706	1271	48.9	545-30	---	---	---	---	2170-83.5
Opponents	759-1976	.384	---	---	597-909	.657	1121	42.9	503-16	---	---	---	---	2115-81.3
1956-57 Miami	691-1892	.365	---	---	647-914	.708	1198	46.1	531-24	---	---	---	---	2029-78.0
Opponents	786-1980	.396	---	---	595-880	.676	1343	51.6	546-23	---	---	---	---	2167-83.3
1957-58 Miami	654-1636	.399	---	---	433-623	.697	999	45.4	419-12	---	---	---	---	1741-79.1
Opponents	625-1640	.381	---	---	391-585	.668	943	42.8	435-20	---	---	---	---	1641-74.6
1958-59 Miami	808-1910	.421	---	---	574-825	.696	1252	50.1	510-19	---	---	---	---	2190-87.6
Opponents	769-2004	.384	---	---	481-817	.671	1029	41.1	565-30	---	---	---	---	2029-80.8
1959-60 Miami	882-1961	.449	---	---	663-897	.739	1478	54.7	562-19	---	---	---	---	2427-89.9
Opponents	828-2034	.407	---	---	536-793	.676	1398	51.8	619-36	---	---	---	---	2192-81.2
1960-61 Miami	888-1924	.462	---	---	454-679	.671	1395	51.5	509-20	---	---	---	---	2230-82.6
Opponents	766-1891	.405	---	---	504-721	.699	1208	45.1	501-17	---	---	---	---	2036-75.4
1961-62 Miami	841-1994	.421	---	---	387-567	.683	1434	55.2	492-26	---	---	---	---	2069-79.7
Opponents	803-1875	.426	---	---	439-666	.659	1198	46.1	431-13	---	---	---	---	2045-78.7
1962-63 Miami	982-2151	.457	---	---	545-739	.738	1559	55.7	490-14	---	---	---	---	2509-89.6
Opponents	880-2051	.435	---	---	441-651	.678	1155	41.2	532-30	---	---	---	---	2201-78.6
1963-64 Miami	991-2194	.452	---	---	593-780	.760	1483	54.9	545-19	---	---	---	---	2575-95.4
Opponents	946-2060	.459	---	---	460-707	.645	1268	46.9	577-33	---	---	---	---	2352-87.1
1964-65 Miami	958-2077	.461	---	---	642-807	.796	1462	55.2	521-18	---	---	---	---	2558-98.4
Opponents	865-1970	.436	---	---	460-680	.677	1145	44.0	588-32	---	---	---	---	2190-84.2
1965-66 Miami	850-1920	.437	---	---	571-806	.709	1363	52.4	539-21	---	---	---	---	2271-87.3
Opponents	855-1971	.434	---	---	498-751	.663	1299	50.0	581-27	---	---	---	---	2208-84.9
1965-66 Miami	850-1920	.437	---	---	571-806	.709	1363	52.4	539-21	---	---	---	---	2271-87.3
Opponents	855-1971	.434	---	---	498-751	.663	1299	50.0	581-27	---	---	---	---	2208-84.9
1966-67 Miami	809-1814	.444	---	---	514-712	.722	1333	51.3	490-26	---	---	---	---	2126-81.8
Opponents	831-1839	.452	---	---	429-629	.682	1081	41.7	499-27	---	---	---	---	2091-80.4
1967-68 Miami	905-1936	.467	---	---	558-765	.729	1337	47.8	531-30	---	---	---	---	2368-84.6
Opponents	937-2138	.438	---	---	545-788	.691	1345	48.0	532-18	---	---	---	---	2419-86.4
1968-69 Miami	777-1731	.444	---	---	431-607	.710	1238	51.6	492-23	---	---	---	---	1985-82.0
Opponents	777-1702	.457	---	---	494-684	.722	1017	41.1	448-15	---	---	---	---	2048-85.0
1969-70 Miami	911-2069	.442	---	---	471-684	.692	1289	49.5	527-26	---	---	---	---	2293-88.2
Opponents	992-2051	.484	---	---	537-743	.723	1347	51.8	518-13	---	---	---	---	2521-96.9
1970-71 Miami	849-1954	.435	---	---	445-723	.616	1270	48.8	542-22	---	---	---	---	2143-82.4
Opponents	909-1893	.480	---	---	555-793	.669	1335	51.3	544-19	---	---	---	---	2373-91.3
1985-86 Miami	805-1692	.476	---	---	396-603	.657	1059	37.8	468-22	453	441	109	156	2006-71.6
Opponents	902-1910	.472	---	---	327-500	.654	1061	37.9	545-18	499	356	54	228	2131-76.1
1986-87 Miami	869-1922	.452	127-332	.383	467-686	.681	363-791-1263	40.7	609-24	491	534	128	169	2332-75.2
Opponents	857-1954	.439	151-370	.408	470-710	.662	333-698-1150	37.1	621-29	435	433	48	282	2335-75.3
1987-88 Miami	897-1826	.491	132-374	.353	527-736	.716	306-771-1151	37.1	558-9	542	563	175	198	2453-79.1
Opponents	922-2104	.438	116-338	.343	440-645	.682	431-668-1190	38.4	618-12	475	472	60	288	5400-77.4
1988-89 Miami	1024-2083	.492	173-496	.349	588-832	.707	317-739-1164	37.5	678-23	583	513	102	287	2809-90.6
Opponents	1040-2129	.488	146-385	.379	552-838	.659	419-772-1302	42.0	666-23	516	542	62	256	2778-89.6
1989-90 Miami	737-1723	.428	169-460	.367	371-572	.649	283-582-962	34.4	518-16	406	407	77	245	2014-71.9
Opponents	800-1688	.474	117-328	.357	415-606	.685	320-710-1146	40.9	506-22	407	471	71	163	2132-76.1
1990-91 Miami	729-1657	.440	145-386	.376	424-604	.702	333-542-1002	35.8	524-24	381	458	86	230	2027-72.4
Opponents	770-1624	.474	142-426	.333	396-590	.671	298-556-985	35.2	551-16	425	442	84	190	2078-74.2
1991-92 Miami	671-1692	.397	128-404	.314	471-736	.640	375-591-1098	34.3	701-8	372	500	131	259	1941-60.7
Opponents	709-1627	.436	168-446	.377	574-857	.670	431-710-1141	35.7	645-7	440	516	129	248	2160-67.5



YEAR-BY-YEAR TEAM STATS

	FG-A	Pct	3FG-A	Pct	FT-A	Pct	Reb	Avg	PF-DQ	A	TO	Blk	Stl	Pts-Avg
1992-93 Miami Opponents	692-1600 683-1543	.433 .443	186-521 138-356	.357 .388	359-599 500-721	.599 .693	392-586-978 389-664-1050	36.2 38.9	575-21 534-9	449 397	421 434	128 88	421 204	1929-71.4 2004-74.2
1993-94 Miami Opponents	638-1523 645-1626	.419 .397	138-428 172-466	.322 .369	276-472 447-661	.585 .676	382-685-1067 412-616-1028	39.5 38.1	537-15 483-14	413 388	543 371	141 97	191 286	1690-62.6 1909-70.7
1994-95 Miami Opponents	653-1627 658-1637	.401 .402	155-486 177-546	.319 .324	370-568 395-590	.651 .669	406-683-1089 410-664-1074	38.9 38.4	542-15 526-20	377 368	485 446	123 87	218 249	1831-64.5 1888-67.4
1995-96 Miami Opponents	667-1577 662-1601	.423 .413	145-455 186-514	.319 .362	404-642 363-539	.629 .673	411-676-1087 370-630-1000	38.8 35.7	542-10 566-19	392 363	477 451	121 87	224 229	1883-67.3 1873-66.9
1996-97 Miami Opponents	695-1169 632-1662	.416 .380	107-360 146-507	.297 .288	390-603 411-617	.647 .666	414-691-1105 445-681-1126	38.1 38.8	560-17 558-18	406 314	488 488	173 97	235 243	1887-65.1 1821-62.8
1997-98 Miami Opponents	735-1669 634-1672	.440 .379	114-397 165-571	.287 .289	378-572 403-622	.661 .648	388-732-1120 422-660-1082	40.0 38.6	563-11 521	395 352	496 502	120 72	259 241	1962-70.1 1836-65.6
1998-99 Miami Opponents	791-1671 695-1810	.473 .384	123-369 193-614	.333 .314	473-677 367-570	.699 .644	389-791-1180 429-607-1036	39.3 34.5	521-8 587	458 368	575 530	158 81	259 315	2178-72.6 1950-65.0
1999-00 Miami Opponents	849-1971 741-1883	.431 .394	132-440 190-637	.300 .298	516-690 455-669	.748 .680	489-793-1282 467-738-1205	37.7 35.4	615-10 639	498 406	504 615	126 110	286 232	2346-69.0 2127-62.6
2000-01 Miami Opponents	713-1728 677-1576	.413 .430	206-595 187-541	.346 .346	407-568 422-597	.717 .707	396-628-1024 372-711-1083	35.3 37.3	567-10 539	409 392	434 553	137 144	257 219	2039-70.3 1963-67.7
2001-02 Miami Opponents	818-1902 754-1885	.430 .400	236-684 208-673	.345 .309	523-678 440-652	.771 .675	388-786-1174 453-780-1233	36.7 38.5	593-5 609	525 401	460 554	190 121	285 236	2395-74.8 2156-67.4
2002-03 Miami Opponents	692-1627 664-1523	.425 .436	171-513 183-503	.333 .364	401-559 413-597	.717 .692	370-648-1018 318-653-971	36.4 34.7	557-11 517	393 348	463 497	119 113	272 240	1956-69.9 1924-68.7
2003-04 Miami Opponents	793-1765 736-1629	.449 .452	177-523 155-454	.338 .341	385-546 440-647	.705 .680	387-673-1060 343-674-1017	35.5 33.9	572-10 514	406 409	462 514	105 111	256 243	2148-71.6 2067-68.9
2004-05 Miami Opponents	761-1768 724-1700	.430 .426	197-561 236-653	.351 .361	352-523 336-508	.673 .661	433-714-1147 355-669-1024	39.6 35.3	484-11 503-7	337 369	376 398	139 117	209 170	2071-71.4 2020-69.7
2005-06 Miami Opponents	825-1895 728-1756	.435 .415	218-625 245-663	.349 .370	440-631 512-711	.697 .720	446-741-1187 386-722-1108	34.9 32.6	603-10 584-5	399 447	421 479	135 126	241 192	2308-67.9 2213-65.1
2006-07 Miami Opponents	833-1916 779-1681	.435 .463	208-588 259-677	.354 .383	405-577 515-742	.702 .694	451-673-1124 341-721-1062	35.1 33.2	624-18 588-9	398 460	405 442	93 136	202 171	2279-71.2 2332-72.9
2007-08 Miami Opponents	867-1985 803-1972	.437 .407	236-613 239-677	.385 .353	572-766 464-695	.747 .668	433-860-1293 432-790-1222	38.0 35.9	638-12 678-17	451 400	454 494	157 136	202 218	2542-74.8 2309-67.9
2008-09 Miami Opponents	796-1865 738-1863	.427 .396	251-682 226-703	.368 .321	482-706 421-579	.683 .727	463-809-1272 378-729-1107	39.8 34.6	539-8 618-18	406 427	427 412	122 125	194 205	2325-72.7 2123-66.3
2009-10 Miami Opponents	843-1820 737-1813	.463 .407	245-670 210-635	.366 .331	459-677 452-645	.678 .701	385-801-1186 371-711-1082	35.9 32.8	573-12 584-14	461 417	464 448	146 105	229 239	2390-72.4 2136-64.7
2010-11 Miami Opponents	872-1955 833-1999	.446 .417	283-750 245-693	.377 .354	552-761 522-756	.725 .690	429-879-1308 400-771-1171	36.3 32.5	650-17 674-14	416 447	498 430	124 120	203 255	2579-71.6 2433-67.6
2011-12 Miami Opponents	814-1890 778-1847	.431 .421	250-714 209-641	.350 .326	454-630 416-609	.721 .683	372-775-1147 381-771-1152	34.8 34.9	539-14 576-16	392 410	382 436	118 120	210 200	2332-70.7 2181-66.1
2012-13 Miami Opponents	895-1968 795-1987	.455 .400	254-701 226-694	.362 .326	465-680 365-562	.684 .649	369-918-1287 365-810-1175	35.8 32.6	525-7 623-14	408 389	385 425	159 105	223 193	2509-69.7 2181-60.6
2013-14 Miami Opponents	712-1690 695-1713	.421 .406	186-576 221-622	.323 .355	419-610 353-534	.687 .661	362-778-1140 340-718-1058	34.5 32.1	522-8 538-5	346 373	335 319	124 88	161 162	2029-61.5 1964-59.5
2014-15 Miami Opponents	878-2053 888-2111	.428 .421	292-816 232-717	.358 .324	544-729 396-602	.746 .658	377-940-1317 390-897-1287	34.7 33.9	593-14 661-12	488 446	385 418	126 127	209 192	2592-68.2 2404-63.3

ANNUAL LEADERS - SCORING & REBOUNDING

OPPONENT INDIVIDUAL SINGLE-GAME HIGHS

Points	58
Danny Ferry (Duke) 12/10/88	
Field Goals Made	23
Danny Ferry (Duke) 12/10/88	
Field Goals Attempted	31
Victor Page (Georgetown) 3/6/97	
FG%	1.000 (11-11)
Hakim Warrick (Syracuse) 2/14/04	
3-PT FGM	9
Lewis Clinch (Georgia Tech) 3/4/09	
Mike Hargett (George Mason) 11/23/90	
3-PT FGA	20
Terrell Stoglin (Maryland) 2/1/12	
3-PT FG%	1.000 (5-5)
Jerry McCullough (Pittsburgh) 1/12/94	
C.J. Harris (Wake Forest) 2/23/13	
Free Throws Made	17
Jason Lawson (Villanova) 3/5/94	
Troy Bell (Boston College) 1/13/01	
C.J. Harris (Wake Forest) 2/9/11	
Free Throws Attempted	21
Jason Lawson (Villanova) 3/5/94	
FT%	1.000 (17-17)
Troy Bell (Boston College) 1/13/01	
Rebounds	24
Darrell Coleman (South Florida) 3/1/88	
Assists	14
Tommy Amaker (Duke) 2/19/86	
Brandon Knight (Pittsburgh) 3/8/02	
Steals	8
Eric Murdock (Providence) 1/27/88	
Blocked Shots	13
Kyle Davis (Auburn) 3/14/01	
Turnovers	11
Zlatko Savovic (Lehigh) 12/27/01	

Only seven players in program history have led the Hurricanes in scoring at least three-straight seasons: John Tobin (1940, 41, 42), Dick Hickox (1959, 60, 61), Don Curnutt (1968, 69, 70), Eric Brown (1986, 87, 88, 89), Tim James (1997, 98, 99), Darius Rice (2001, 02, 03, 04) and Jack McClinton (2007, 08, 09).

SCORING

Year	Player	FG	FT	Pts
1926-27	No record available			
1927-28	Rodger Ashman			169
1928-29	Rodger Ashman	49	18	116
1929-31	No record available			
1931-32	Polger	71	25	167
1932-38	No team			
1938-39	No record available			
1939-40	John Tobin	86	24	196
1940-41	John Tobin	71	27	169
1941-42	John Tobin	91	39	221
1943-45	No records available			
1945-46	Louis Edwards	53	17	123
1946-47	Bob Campbell	164	39	367
1947-48	Abe Friedman	92	37	221
1948-49	Bob Campbell	164	39	367
1949-50	Mackey MacDonald	134	48	316
1950-51	Sy Chadroff	107	54	268
1951-52	Sy Chadroff	180	999	459
1952-53	Howard Keene	112	126	350
1953-54	Willie Schayowitz	95	37	227
1954-55	Dick Miani	114	73	301
1955-56	Dick Miani	186	139	511
1956-57	Gene Stage	158	145	461
1957-58	Gene Stage	137	79	353
1958-59	Dick Hickox	161	131	453
1959-60	Dick Hickox	219	158	596
1960-61	Dick Hickox	180	120	480
1961-62	Mike McCoy	199	80	478
1962-63	Mike McCoy	237	80	554
1963-64	Rick Barry	314	242	870
1964-65	Rick Barry	340	293	973
1965-66	Mike Wittman	208	151	567
1966-67	Mike Wittman	219	147	585
1967-68	Don Curnutt	268	99	635
1968-69	Don Curnutt	262	138	662
1969-70	Don Curnutt	283	143	709
1970-71	Willie Allen	184	129	497
1972-85	No team			
1985-86	Eric Brown	174	112	460
1986-87	Eric Brown	183	114	460
1987-88	Eric Brown	193	161	551
1988-89	Eric Brown	255	246	765
1989-90	Joe Wylie	210	91	514
1990-91	Joe Wylie	186	143	515
1991-92	Jerome Scott	100	122	371
1992-93	Steven Edwards	127	97	430
1993-94	Jamal Johnson	102	53	257
1994-95	Steven Edwards	102	91	359
1995-96	Steven Edwards	114	68	361
1996-97	Tim James	165	73	405
1997-98	Tim James	184	97	469
1998-99	Tim James	215	115	557
1999-00	Johnny Hemsley	194	90	542
2000-01	Darius Rice	140	67	409
2001-02	Darius Rice	155	92	478
2002-03	Darius Rice	170	99	506
2003-04	Darius Rice	166	85	472
2004-05	Guillermo Diaz	190	97	538
2005-06	Guillermo Diaz	194	120	586
2006-07	Jack McClinton	163	102	519
2007-08	Jack McClinton	179	114	566
2008-09	Jack McClinton	200	116	617
2009-10	James Dews	147	35	381
2010-11	Malcolm Grant	158	122	532
2011-12	Durand Scott	136	97	388
2012-13	Shane Larkin	183	87	522
2013-14	Rion Brown	174	102	513
2014-15	Sheldon McClellan	192	112	550

REBOUNDING

Year	Player	off	def	total
1950-51	Howard Keene	---	---	271
1951-52	Howard Keene	---	---	218
1952-54	No record available			
1954-55	Ken Ryskamp	---	---	181
1955-56	Ed Morris	---	---	322
1956-57	Ed Morris	---	---	246
1957-58	Dick Berghoff	---	---	278
1958-59	Harry Manushaw	---	---	372
1959-60	Harry Manushaw	---	---	321
1960-61	Ron Godfrey	---	---	256
1961-62	Mike McCoy	---	---	338
1962-63	Rick Barry	---	---	351
1963-64	Rick Barry	---	---	448
1964-65	Rick Barry	---	---	475
1965-66	Mike Wittman	---	---	260
1966-67	Billy Soens	---	---	330
1967-68	Billy Soens	---	---	299
1968-69	Wayne Canaday	---	---	319
1969-70	Wayne Canaday	---	---	327
1970-71	Willie Allen	---	---	316
1972-85	No team			
1985-86	Eric Brown	---	---	208
1986-87	Tito Horford	59	178	241
1987-88	Tito Horford	65	206	271
1988-89	Eric Brown	81	168	249
1989-90	Joe Wylie	89	177	266
1990-91	Joe Wylie	110	169	279
1991-92	Constantin Popa	64	88	152
1992-93	Constantin Popa	76	121	197
1993-94	Constantin Popa	57	105	162
1994-95	Constantin Popa	76	114	190
1995-96	Steve Rich	70	90	160
1996-97	Tim James	88	108	196
1997-98	Tim James	90	173	263
1998-99	Tim James	83	163	246
1999-00	Mario Bland	90	147	237
2000-01	John Salmons	62	111	173
2001-02	James Jones	65	138	203
2002-03	James Jones	52	117	169
2003-04	Darius Rice	55	123	178
2004-05	Anthony King	91	134	231
2005-06	Anthony King	104	132	236
2006-07	Dwayne Collins	105	102	207
2007-08	Anthony King	83	156	239
2008-09	Dwayne Collins	95	132	227
2009-10	Dwayne Collins	85	140	225
2010-11	Reggie Johnson	126	221	347
2011-12	Kenny Kadji	58	112	170
2012-13	Kenny Kadji	56	188	244
2013-14	Rion Brown	47	146	193
2014-15	Tonye Jekiri	118	248	366



ANNUAL LEADERS - ASSISTS, BLOCKED SHOTS, STEALS

ASSISTS

Year	Player	Assists
1985-86	Bryan Hughes	129
1986-87	Kevin Presto	117
1987-88	Thomas Hocker	136
1988-89	Thomas Hocker	109
1989-90	Thomas Hocker	139
1990-91	Jerome Scott	111
1991-92	Michael Gardner	98
1992-93	Michael Gardner	154
1993-94	Torey McCormick	85
1994-95	Kevin Norris	102
1995-96	Kevin Norris	111
1996-97	Kevin Norris	142
1997-98	Kevin Norris	138
1998-99	Vernon Jennings	167
1999-00	Vernon Jennings	218
2000-01	John Salmons	115
2001-02	John Salmons	195
2002-03	Armondo Surratt	93
2003-04	Armondo Surratt	121
2004-05	Anthony Harris	133
2005-06	Guillermo Diaz	97
2006-07	Anthony Harris	110
2007-08	Lance Hurdle	82
	Jack McClinton	82
2008-09	Jack McClinton	91
2009-10	Malcolm Grant	117
2010-11	Malcolm Grant	115
2011-12	Durand Scott	93
2012-13	Shane Larkin	164
2013-14	Garrius Adams	95
2014-15	Angel Rodriguez	126

* Did not become an official NCAA statistic until 1985-86

BLOCKED SHOTS

Year	Player	Blocks
1985-86	Tim Harvey	46
1986-87	Tito Horford	45
1987-88	Tito Horford	80
1988-89	Dennis Burns	36
1989-90	Joe Wylie	32
1990-91	Joe Wylie	37
1991-92	Constantin Popa	64
1992-93	Constantin Popa	85
1993-94	Constantin Popa	59
1994-95	Constantin Popa	55
1995-96	Tim James	50
1996-97	Tim James	64
1997-98	Tim James	45
1998-99	Tim James	65
1999-00	Elton Tyler	34
2000-01	Dwayne Wimbley	48
2001-02	James Jones	78
2002-03	James Jones	50
2003-04	Gary Hamilton	26
2004-05	Anthony King	86
2005-06	Anthony King	65
2006-07	Brian Asbury	20
2007-08	Anthony King	48
2008-09	Jimmy Graham	36
2009-10	Dwayne Collins	32
2010-11	Reggie Johnson	45
2011-12	Kenny Kadji	51
2012-13	Julian Gamble	63
2013-14	Donnavan Kirk	46
2014-15	Tonye Jekiri	51

* Did not become an official NCAA statistic until 1985-86

STEALS

Year	Player	Steals
1985-86	Bryan Hughes	42
1986-87	Kevin Presto	44
1987-88	Dennis Burns	48
1988-89	Eric Brown	44
1989-90	Jake Morton	45
1990-91	Jerome Scott	70
1991-92	Jerome Scott	77
1992-93	Steven Edwards	56
1993-94	Torey McCormick	43
1994-95	Kevin Norris	49
1995-96	Kevin Norris	45
1996-97	Clifton Clark	47
1997-98	Kevin Norris	68
1998-99	Vernon Jennings	60
1999-00	Vernon Jennings	75
2000-01	John Salmons	57
2001-02	John Salmons	57
2002-03	James Jones	44
2003-04	Robert Hite	61
2004-05	Robert Hite	45
2005-06	Robert Hite	50
2006-07	Brian Asbury	46
2007-08	James Dews	28
2008-09	Dwayne Collins	31
2009-10	Durand Scott	41
2010-11	Durand Scott	43
2011-12	Shane Larkin	50
2012-13	Shane Larkin	71
2013-14	Garrius Adams	42
2014-15	Angel Rodriguez	59

* Did not become an official NCAA statistic until 1985-86



OVERTIME GAMES & 100-POINT GAMES

OVERTIME GAMES

ALL: 37-45	10T: 28-38	20T: 9-7	
Date	Opponent	W/L	Score
12/29/48	Princeton	L 20T	55-62
1/12/51	Tampa	L OT	75-77
2/6/51	La Salle	W OT	77-75
2/13/54	at Fla Southern	W 20T	77-70
12/30/58	Miami (Ohio)	L OT	87-89
1/2/60	[15] South Carolina	W OT	107-106
1/13/60	[15] at Jacksonville	W OT	78-70
1/4/61	Miami (Ohio)	W 20T	102-100
1/13/61	at Jacksonville	W OT	93-84
1/6/62	Oklahoma City	L OT	113-118
1/12/62	at Florida State	L OT	74-77
11/30/62	Florida	W OT	91-87
12/14/63	at Nevada	W OT	81-78
12/28/63	vs. Syracuse	L OT	85-86
2/15/64	at Loyola (N.O.)	W OT	97-90
12/28/65	Louisville	L OT	84-85
2/1/69	Morehead State	W OT	92-91
3/1/69	Florida State	L OT	86-89
2/13/70	at Pepperdine	L OT	90-93
2/19/71	vs. Oklahoma City	L OT	91-94
1/29/71	at Fla. Southern	L OT	95-96
1/18/86	Arizona	L OT	74-81
12/29/86	vs. Yale	W OT	78-75
1/24/87	Marquette	W OT	91-89
1/31/87	at San Diego State	W OT	83-82
2/1/88	vs. Marist	W OT	79-76
2/4/88	Monmouth	L OT	62-64
1/3/89	at Rutgers	W OT	99-94
2/6/89	South Florida	W 20T	106-104
1/1/90	at George Mason	W OT	101-91
1/18/90	Florida State	W 20T	101-97
12/19/90	at SMU	L 20T	88-93
12/27/90	vs. Miami (Ohio)	L 20T	99-101
2/11/91	Memphis State	L OT	82-83
3/4/92	#22 Seton Hall	L OT	82-90
2/25/95	at Boston College	W OT	77-71
2/28/95	Pittsburgh	W OT	76-68
12/23/95	Clemson	L OT	52-66
2/20/96	St. John's	W 20T	96-91
1/18/97	Georgetown	W OT	68-65
3/5/97	St. John's	W OT	76-68
1/20/99	Connecticut	L OT	68-70
3/5/00	St. John's	W OT	74-70
1/15/02	[24/20] Pittsburgh	W OT	76-69
1/19/02	[24/20] Providence	W 20T	102-96
3/7/02	vs. Georgetown	W OT	84-76
12/3/02	at Florida Atlantic	L OT	73-74
12/21/02	vs. #13/13 Florida	L 20T	93-94
1/4/03	North Carolina	W OT	64-61
1/11/03	at #3/3 Connecticut	L OT	80-83
2/8/03	Villanova	L OT	67-72
1/10/04	#15/15 Pittsburgh	L 20T	80-84
1/31/04	Georgetown	L OT	80-87
2/4/04	at Rutgers	L OT	70-72
2/11/04	Boston College	L OT	72-74
11/27/04	vs. Xavier	L OT	70-83
2/5/05	#22/24 Maryland	W OT	75-73
1/29/06	at Florida State	W OT	84-78
2/8/06	#16/15 NC State	L 20T	77-86
2/28/07	at Clemson	L OT	70-74
3/3/07	Florida State	L OT	90-98
3/9/07	vs. Boston College	L OT	71-74
1/19/08	[21/24] at NC State	L OT	77-79
3/8/08	at Florida State	L OT	72-75
1/25/09	Virginia Tech	L OT	83-88
1/27/09	at NC State	L OT	81-84
2/7/09	at #4/3 Duke	L OT	75-78
2/5/11	vs. Virginia	W OT	70-68
3/10/11	vs. Virginia	W OT	69-62
11/25/11	at Ole Miss	L OT	61-64
12/17/11	vs. FAU	W 20T	93-90
2/1/12	Maryland	W 20T	90-86
2/5/12	at #7/5 Duke	W OT	78-74
12/25/12	vs. Indiana State	L OT	55-57
11/08/13	St. Francis NY	L OT	62-66
11/11/13	Georgia Southern	W OT	81-80
11/28/13	vs. George Washington	L OT	63-71
12/08/13	Virginia Tech	L OT	60-61
02/05/14	#25/22 Pittsburgh	L OT	55-59
01/03/15	Virginia	L 20T	80-89
02/16/15	Boston College	W 20T	89-86
04/02/15	Stanford	L OT	66-64

MIAMI 100-POINT GAMES

Date	Opponent	W/L	UM	Opp.	Date	Opponent	W/L	UM	Opp.	Date	Opponent	W/L	UM	Opp.
1/9/52	Florida Southern	W	106	43	1/28/64	at Rollins	W	127	85	2/7/70	Florida A&M	W	118	111
1/17/55	Tampa	W	103	76	1/29/64	at Tampa	W	134	104	2/17/70	La Salle	W	103	96
2/17/55	at Tampa	W	105	89	2/4/64	Jacksonville	W	117	92	1/8/71	at Florida State	L	106	114
1/24/57	Kentucky Wesleyan	W	100	95	2/18/64	Florida Southern	W	120	79	2/27/71	Florida State	W	100	94
1/8/58	Stetson	W	103	80	12/1/64	Tampa	W	136	119	1/31/86	vs. Brooklyn College	W	102	93
12/3/58	Rollins	W	104	87	1/13/65	Florida Southern	W	124	93	1/9/87	vs. PR-Rio Piedras	W	111	64
12/5/58	Tampa	W	113	71	1/16/65	Jacksonville	W	127	99	2/18/87	Florida International	W	102	81
12/8/58	Florida Southern	W	107	80	1/23/65	[t-19] at Rollins	W	128	92	2/28/87	Coppin State	W	115	76
1/31/59	Western Kentucky	W	109	95	1/30/65	Oklahoma City	W	115	92	12/21/87	Alabama State	W	110	107
2/23/59	Morehead State	W	102	85	2/2/65	Miami (Ohio)	W	115	95	12/29/87	vs. American	W	104	70
12/1/59	Rollins	W	110	86	2/9/65	Tampa	W	141	110	3/5/88	UCF	W	100	80
12/3/59	Jacksonville	W	106	98	2/13/65	Loyola (La.)	W	115	86	11/25/88	MD-Eastern Shore	W	108	80
12/28/59	Brigham Young	W	110	93	2/20/65	[t-19] Houston	W	103	91	11/28/88	Oral Roberts	W	108	103
1/2/60	[15] South Carolina	W OT	107	106	2/23/65	[17] Rollins	W	148	79	12/10/88	Duke	L	102	117
2/18/60	[10] Florida Southern	W	121	85	12/1/65	Tampa	W	120	91	12/16/88	Long Island Univ.	W	102	66
2/22/60	[10] Kentucky Wesleyan	W	104	95	12/18/65	Ohio University	W	105	100	12/28/88	vs. Pennsylvania	W	102	69
2/27/60	[9] Florida State	W	107	89	1/28/66	at Florida Southern	W	101	80	1/28/89	Marquette	W	106	90
1/4/61	Miami (Ohio)	W 20T	102	100	2/12/66	Jacksonville	W	117	104	2/4/89	Brigham Young	W	107	86
2/1/61	Rollins	W	103	75	2/28/66	Florida State	W	112	90	2/6/89	South Florida	W 20T	106	104
2/18/61	at Tampa	W	108	99	3/5/66	La Salle	W	108	102	2/8/89	Tennessee Tech	W	111	101
1/6/62	Oklahoma City	L OT	113	118	1/10/67	Oklahoma City	W	111	109	2/22/89	at Texas	L	104	123
12/13/62	Florida Southern	W	116	93	1/14/67	Jacksonville	W	106	86	3/2/89	Savannah State	W	107	98
1/9/63	at Jacksonville	W	103	91	1/19/67	Florida Southern	W	102	83	1/1/90	at George Mason	W OT	101	91
1/30/63	[18] at Rollins	W	120	72	3/1/67	Florida State	W	110	90	1/18/90	Florida State	W 20T	101	97
2/5/63	[18] Jacksonville	W	112	105	12/6/67	at Hawaii	W	102	83	2/16/99	[16/21] Villanova	W	103	82
2/9/63	Louisville	W	112	84	12/12/67	Tampa	W	104	103	11/30/99	[25] Bethune-Cookman	W	102	75
2/12/63	Rollins	W	114	75	12/27/67	Dartmouth	W	100	81	1/19/02	[24/20] Providence	W 20T	102	96
2/18/63	Tampa	W	112	91	12/28/67	New York Univ.	W	102	91	1/3/04	Savannah State	W	105	65
12/3/63	Tampa	W	101	95	1/6/68	Pittsburgh	W	100	84	11/9/07	Florida Southern	W	104	61
12/12/63	at St. Mary's (Calif.)	W	101	86	2/10/68	Florida A&M	W	108	98	11/16/09	Nova Southeastern	W	108	58
12/19/63	Rollins	W	108	90	2/24/68	Creighton	W	106	93					
1/4/64	Rhode Island	W	105	88	1/5/70	Rhode Island	W	105	95					
1/23/64	La Salle	W	121	99	1/23/70	at Florida Southern	W	103	92					

OPPONENT 100-POINT GAMES

Date	Opponent	W/L	UM	Opp.	Date	Opponent	W/L	UM	Opp.	Date	Opponent	W/L	UM	Opp.
1/25/52	Western Kentucky	L	74	102	3/5/66	La Salle	W	108	102	2/19/86	at #2 Duke	L	82	102
12/21/53	Ohio State	L	81	106	12/3/66	Florida	L	88	113	2/22/86	#14 Notre Dame	L	73	126
2/11/54	at Stetson	L	56	108	1/10/67	Oklahoma City	W	111	109	12/6/86	at #1 North Carolina	L	77	122
2/20/56	Morehead State	L	89	102	2/18/67	#7/8 Houston	L	86	105	2/26/87	at Florida State	L	84	108
12/3/56	Kentucky	L	75	114	12/7/67	at Hawaii	L	76	110	11/27/87	vs. #9 Michigan	L	76	109
12/8/56	at Akron	L	80	106	12/12/67	Tampa	W	104	103	12/21/87	Alabama State	W	110	107
2/5/59	at Stetson	L	97	110	1/12/68	at Florida State	L	93	122	12/30/87	vs. #11 Purdue	L	82	110
1/2/60	South Carolina	W OT	107	106	2/15/68	at #1 Houston	L	64	106	1/6/88	at #9 Duke	L	69	107
3/8/60	[8] vs. Western Ky.	L	84	107	12/6/68	vs. Florida State	L	84	111	2/27/88	DePaul	L	82	101
12/10/60	at Brigham Young	L	80	112	12/7/68	vs. Florida	L	62	111	11/28/88	Oral Roberts	W	108	103
1/4/61	Miami (Ohio)	W 20T	102	100	12/12/69	at #2 UCLA	L	69	127	12/10/88	#1 Duke	L	102	117
12/4/61	at Morehead State	L	81	107	1/9/70	at Florida State	L	63	114	12/19/88	at Florida	L	81	101
1/6/62	Oklahoma City	L OT	113	118	1/10/70	at #7 Jacksonville	L	87	121	1/7/89	at #5 Georgetown	L	79	112
1/30/62	at Tampa	L	95	113	1/24/70	at Stetson	L	88	116	1/24/89	#20 Providence	L	91	106
2/10/62	Loyola (La.)	L	70	113	1/29/70	at Tulane	L	90	105	2/1/89	New Mexico	L	93	110
2/5/63	Jacksonville	W	112	105	2/7/70	Florida A&M	W	118	111	2/6/89	South Florida	W 20T	106	104
3/19/63	vs. Providence	L	96	106	2/12/70	at Centenary	L	86	107	2/8/89	Tennessee Tech	W	111	101
1/9/64	at Florida	L	91	114	2/14/70	at #13 Houston	L	98	118	2/22/89	at Texas	L	104	123
1/29/64	at Tampa	W	134	104	2/28/70	#9 Florida State	L	96	112	1/10/90	#1 Kansas	L	73	100
12/1/64	at Tampa	W	136	119	3/4/70	#6 Jacksonville	L	97	108	1/27/90	at Notre Dame	L	60	107
2/9/65	Tampa	W	141	110	12/29/70	at Maryland	L	77	111	2/21/90	at Providence	L	67	101
12/9/65	at #11 San Francisco	L	89	105	1/8/71	at Florida State	L	106	114	12/27/90	Miami (Ohio)	L 20T	99	101
12/18/65	Ohio University	W	105	100	1/9/71	at #7 Jacksonville	L	82	124	1/3/07	at #3/3 North Carolina	L	64	105
1/12/66	at Florida	L	66	111	1/23/71	at Creighton	L	84	104					
2/12/66	Jacksonville	W	117	104	2/6/71	Loyola (La.)	L	88	107					
2/17/66	at Houston	L	96	111	12/21/85	at UCLA	L	64	109					

RECORDS



HOME ATTENDANCES

TOP 10 HOME ATTENDANCE

Att	Opponent	Site	Result	Score	Date
15,147	Connecticut	Miami Arena	L	70-68 (OT)	1/20/99
11,263	Connecticut	Miami Arena	L	75-67	3/4/95
11,051	Ohio State	National Car Rental Center	W	72-64	12/27/98
10,896	Georgetown	Miami Arena	L	75-58	2/15/92
10,497	Rutgers	Miami Arena	W	68-63	2/27/99
10,419	Georgetown	Miami Arena	W	68-65 (OT)	1/18/97
10,231	Connecticut	Miami Arena	L	77-58	1/18/92
10,140	North Carolina	National Car Rental Center	L	78-68	12/18/99
10,135	Connecticut	Miami Arena	W	68-66	2/2/02
10,037	Notre Dame	Miami Arena	L	90-77	2/23/02

YEARLY HOME ATTENDANCE

Year	Site	Total	Games	Avg.	Conference Games		
					Total	Games	Avg.
1985-86	Knight Center	54,544	18	3,030	—	—	—
1986-87	Knight Center	43,129	17	2,537	—	—	—
1987-88	Knight Center	41,343	18	2,297	—	—	—
1988-89	Miami Arena	48,968	17	2,880	—	—	—
1989-90	Miami Arena	33,505	16	2,094	—	—	—
1990-91	Miami Arena	33,406	15	2,227	—	—	—
1991-92	Miami Arena	56,677	14	4,048	46,380	9	5,153
1992-93	Miami Arena	51,262	15	3,417	41,169	9	4,574
1993-94	Miami Arena	38,219	15	2,548	28,154	9	3,128
1994-95	Miami Arena	53,953	15	3,597	43,630	9	4,848
1995-96	Miami Arena	46,150	16	2,884	34,186	9	3,798
1996-97	Miami Arena	60,517	15	4,034	48,093	9	5,344
1997-98	Miami Arena	65,958	14	4,711	47,132	9	5,236
1998-99	Miami Arena	75,560	13	5,812	57,609	9	6,401
1999-00	Miami Arena	63,920	16	3,995	33,268	8	4,159
2000-01	Miami Arena	46,364	16	2,898	26,718	8	3,340
2001-02	Miami Arena	74,415	16	4,651	51,248	8	6,406
2002-03	Miami Arena/BUC	50,397	14	3,600	35,203	8	4,400
2003-04	BankUnited Center	45,813	18	2,545	26,160	8	3,270
2004-05	BankUnited Center	68,842	16	4,303	51,027	8	6,378
2005-06	BankUnited Center	68,247	16	4,265	46,091	8	5,761
2006-07	BankUnited Center	51,974	15	3,465	34,065	8	4,258
2007-08	BankUnited Center	69,152	16	4,322	49,115	8	6,139
2008-09	BankUnited Center	72,599	16	4,537	45,155	8	5,644
2009-10	BankUnited Center	75,411	16	4,713	44,319	8	5,540
2010-11	BankUnited Center	80,963	17	4,763	47,048	8	5,881
2011-12	BankUnited Center	70,854	18	3,936	39,981	8	4,998
2012-13	BankUnited Center	87,212	15	5,814	65,646	9	7,294
2013-14	BankUnited Center	92,424	16	5,776	56,957	9	6,329
2014-15	BankUnited Center	91,991	18	5,111	55,322	9	6,147
Totals		1,813,769	477	3,802	1,053,676	203	5,191

MIAMI'S RECORD AT ...

Year	Home Site	Home	(Site Total)	Away	Neutral	Total
1985-86	Knight Center	12-6		1-8	1-0	14-14
1986-87	Knight Center	9-8		1-6	5-2	15-16
1987-88	Knight Center	11-7	(32-21)	3-5	3-2	17-14
1988-89	Miami Arena	12-5		2-6	5-1	19-12
1989-90	Miami Arena	11-5		2-8	0-2	13-15
1990-91	Miami Arena	8-7		0-11	1-1	9-19
1991-92	Miami Arena	4-10		0-11	4-3	8-24
1992-93	Miami Arena	10-5		0-10	0-2	10-17
1993-94	Miami Arena	5-10		2-9	0-1	7-20
1994-95	Miami Arena	11-4		4-8	0-1	15-13
1995-96	Miami Arena	12-4		2-8	1-1	15-13
1996-97	Miami Arena	12-3		3-9	1-1	16-13
1997-98	Miami Arena	11-3		7-5	0-2	18-10
1998-99	Miami Arena	11-2		10-3	2-2	23-7
1999-00	Miami Arena	11-4		8-2	4-4	23-11
2000-01	Miami Arena	12-4		4-8	0-1	16-13
2001-02	Miami Arena	14-2		5-4	5-2	24-8
2002-03	Miami Arena	5-0	(149-68)			
	BankUnited Center	4-5	first game Jan. 4	2-10	0-2	11-17
2003-04	BankUnited Center	10-8		3-6	1-2	14-16
2004-05	BankUnited Center	11-5		5-6	0-2	16-13
2005-06	BankUnited Center	11-5		4-8	3-3	18-16
2006-07	BankUnited Center	8-7		3-9	1-4	12-20
2007-08	BankUnited Center	14-2		4-6	5-3	23-11
2008-09	BankUnited Center	12-4		5-7	2-2	19-13
2009-10	BankUnited Center	12-4		2-8	6-1	20-13
2010-11	BankUnited Center	13-4		4-9	4-2	21-15
2011-12	BankUnited Center	14-4		5-8	1-1	20-13
2012-13	BankUnited Center	14-1		10-3	5-3	29-7
2013-14	BankUnited Center	8-8		7-6	2-2	17-16
2014-15	BankUnited Center	12-6	(143-63)	8-4	5-3	25-13
Totals		292-152		116-211	67-58	507-422

BUCCINER TOP ATTENDANCES

Date	Opponent	Total
Sellouts:		
2/28/15	North Carolina	7,972
1/22/14	Duke	7,972
3/9/13	Clemson	7,972
2/19/13	Virginia	7,972
2/9/13	North Carolina	7,972
1/27/13	Florida State	7,972
1/23/13	Duke	7,972
2/13/11	Duke	7,972
2/27/13	Virginia Tech	7,434
1/15/14	Florida State	7,413
3/6/13	Georgia Tech	7,394
2/26/12	Florida State	7,261
2/15/09	North Carolina	7,200
1/31/10	Virginia Tech	7,189
1/25/14	Syracuse	7,122
2/15/12	North Carolina	7,071
3/6/10	Florida State	7,014
1/23/08	North Carolina	7,000
1/12/08	Georgia Tech	7,000
12/3/06	Georgia Tech	7,000
2/12/06	North Carolina	7,000
1/18/06	Clemson	7,000
12/22/05	Florida	7,000
02/26/05	Georgia Tech	7,000
02/15/05	Wake Forest	7,000
02/05/05	Maryland	7,000
01/19/05	Florida State	7,000

Opening night
01/04/03 North Carolina 6,826



SERIES RECORDS

Opponent	W-L	First	Last Gm.
Agoga	2-0	1928-29	1928-29
Air Force	0-1	2005-06	2005-06
Akron	2-1	1956-57	2014-15
Alabama	1-2	1968-69	2014-15
UAB	1-0	2001-02	2001-02
Alabama State	2-1	1987-88	2007-08
Alaska-Anchorage	0-1	1987-88	1987-88
Albany Ga. Blues	0-1	1938-39	1938-39
Alcorn State	1-0	2006-07	2006-07
Alumni	1-0	1941-42	1941-42
American University	2-1	1970-71	1987-88
Appalachian State	2-0	2004-05	2011-12
Arizona	0-3	1985-86	2012-13
Arizona State	1-2	1989-90	2013-14
Arkansas	1-0	1999-00	1999-00
Arkansas-Pine Bluff	1-0	2002-03	2002-03
Armstrong State	1-0	1986-87	1986-87
Army	3-0	1957-58	1963-64
Auburn	1-1	1966-67	2000-01
Banana River A.F.	1-0	1946-47	1946-47
Baptist	2-0	1985-86	1989-90
Barry	2-0	1991-92	1992-93
Bethune-Cookman	5-0	1988-89	2009-10
Binghamton	0-1	2006-07	2006-07
Birmingham-Southern	1-0	2005-06	2005-06
Boca Chica	1-0	1951-52	1951-52
Boca Raton AAF	1-2	1945-46	1946-47
Boston College	21-24	1962-63	2014-15
Boston University	1-0	1965-66	1965-66
Bowling Green	0-1	1951-52	1951-52
Boynnton	1-0	1939-40	1939-40
Bradley	1-1	1955-56	2003-04
Brandeis	0-1	1953-54	1953-54
Brigham Young	2-2	1959-60	1988-89
Brooklyn College	3-0	1985-86	1989-90
Brown	1-1	1967-68	1985-86
Bucknell	2-0	1968-69	1969-70
Buffalo	2-1	1993-94	2006-07
Cal State Fullerton	1-0	2013-14	2013-14
Caribbean A.S.	1-0	1945-46	1945-46
Centenary	2-2	1959-60	1969-70
Central Connecticut St.	1-0	1989-90	1989-90
Central Florida	7-2	1986-87	2013-14
Charlotte	6-4	1997-98	2014-15
Checker Cab	1-0	1948-49	1948-49
Church League All-Stars	1-0	1928-29	1928-29
The Citadel	1-1	1958-59	1985-86
Cincinnati	1-0	1946-47	1946-47
City/College of Charleston	3-0	1946-47	2014-15
City Hall	1-0	1928-29	1928-29
Clemson	9-13	1955-56	2014-15
Cleveland State	0-1	2006-07	2006-07
Coast Guard	2-0	1945-46	1945-46
Colgate	1-0	1987-88	1987-88
Colorado	0-1	1956-57	1956-57
Columbia	2-1	1952-53	2000-01
Connecticut	8-16	1956-57	2008-09
Coppin State	2-0	1986-87	1987-88
Cornell	1-0	1962-63	1962-63
Creighton	3-2	1963-64	2005-06
Culver-Stockton	1-0	1951-52	1951-52

Opponent	W-L	First	Last Gm.
Dartmouth	3-1	1950-51	1990-91
Davidson	3-1	1988-89	1991-92
Dayton	1-7	1956-57	1989-90
DePaul	1-6	1987-88	1996-97
Detroit-Mercy	2-0	1999-00	2012-13
Drexel	1-0	2014-15	2014-15
Duke	5-17	1962-63	2014-15
Duquesne	2-1	1964-65	1987-88
Eastern Airlines	1-0	1939-40	1939-40
Eastern Illinois	2-1	1948-49	2000-01
Eastern Kentucky	2-2	1967-68	2014-15
Eastern Michigan	1-0	2001-02	2001-02
Eglin Field	0-1	1952-53	1952-53
Elon	0-1	1939-40	1939-40
Evansville	1-0	2006-07	2006-07
Fairfield	0-1	1985-86	1985-86
Fairleigh Dickinson	1-1	1986-87	1987-88
Florida	23-45	1927-28	2014-15
Florida A&M	7-0	1967-68	2001-02
Florida Atlantic	21-1	1988-89	2011-12
FGCU	3-1	2009-10	2012-13
Florida International	12-1	1986-87	2008-09
Florida Southern	60-8	1927-28	2008-09
Florida State	33-42	1950-51	2014-15
Fordham	1-1	1970-71	1994-95
Ft. Lauderdale NAS	0-1	1945-46	1945-46
Furman	0-2	1951-52	1954-55
George Mason	1-1	1989-90	1990-91
George Washington	0-3	1970-71	2013-14
Georgetown	12-19	1954-55	2003-04
Georgia	1-3	1938-39	1992-93
Georgia Southern	1-0	2013-14	2013-14
Georgia State	3-0	1985-86	1998-99
Georgia Tech	11-8	1952-53	2014-15
Hartford	3-1	1985-86	1999-00
Havana	5-1	1927-28	1948-49
Hawai'i	3-1	1967-68	2012-13
Hofstra	1-0	1985-86	1985-86
Holy Cross	1-0	1960-61	1960-61
Houston	5-9	1955-56	1970-71
Howard	2-1	1991-92	2014-15
Illinois	2-1	1968-69	2014-15
Illinois State	0-1	1999-00	1999-00
Indiana State	0-1	2012-13	2012-13
Indiana	1-0	2001-02	2001-02
IPFW	1-0	2003-04	2003-04
Iona	1-0	1959-60	1959-60
Jacksonville Navy	1-2	1941-42	1941-42
Jacksonville University	27-6	1957-58	2012-13
Jewish Prog. AA-Atlanta	0-1	1938-39	1938-39
Junior C. of C.	1-1	1928-29	1928-29
Kansas	1-3	1986-87	1990-91
Kentucky	1-3	1956-57	2008-09
Kentucky Wesleyan	4-1	1955-56	1959-60
Key West Navy	1-0	1951-52	1951-52

Opponent	W-L	First	Last Gm.
Lafayette	4-1	1970-71	2006-07
La Salle	6-9	1950-51	2013-14
Lehigh	6-1	1970-71	2006-07
Long Island	1-0	1988-89	1988-89
Louisiana-Lafayette	0-1	1999-00	1999-00
Louisiana-Monroe	1-0	2003-04	2003-04
LSU	3-1	1950-51	2001-02
Louisville	2-9	1950-51	2014-15
Loyola (MD)	1-0	2013-14	2013-14
Loyola (N.O.)	9-7	1952-53	1970-71
Lubbock Christian	1-0	2003-04	2003-04
Maine	1-0	1991-92	1991-92
Manhattan	1-0	1985-86	1985-86
Marist	2-1	1987-88	2007-08
Marquette	2-3	1985-86	2012-13
Marshall	2-1	1941-42	1991-92
Maryland	13-9	1948-49	2013-14
Maryland-Baltimore County	3-0	1987-88	2003-04
Maryland-Eastern Shore	3-0	1985-86	1988-89
Massachusetts	4-0	2004-05	2012-13
McDill Field	2-0	1945-46	1947-48
McNeese State	1-0	2010-11	2010-11
Mediterranean A.S.	1-0	1945-46	1945-46
Memphis	5-8	1955-56	2011-12
Mercer	1-1	1938-39	1989-90
Miami Beach	1-0	1928-29	1928-29
Miami Beach All-Stars	1-0	1952-53	1952-53
Miami Beach Canoe Club	2-0	1927-28	1927-28
Miami (Ohio)	5-4	1946-47	1990-91
Michigan	0-4	1987-88	2005-06
Michigan State	1-0	2012-13	2012-13
Minnesota	1-1	2009-10	2011-12
Mississippi	3-1	1949-50	2011-12
Mississippi College	1-0	1955-56	1955-56
Mississippi State	2-2	1957-58	2007-08
Missouri	0-1	2001-02	2001-02
Missouri State	1-0	2010-11	2010-11
Monmouth	1-1	1987-88	1999-00
Morehead State	4-3	1946-47	1970-71
Morgan State	2-0	2005-06	2007-08
Mount St. Mary's	1-0	1966-67	1966-67
Muffetts	2-0	1948-49	1949-50
Murray State	2-1	1952-53	1961-62



SERIES RECORDS

Opponent	W-L	First	Last Gm.
Navy	0-1	1986-87	1986-87
Navy Rec. Barracks	0-1	1945-46	1945-46
Nebraska	1-4	1951-52	2013-14
Nevada	1-1	1963-64	1965-66
New Hampshire	1-0	2002-03	2002-03
New Mexico	0-2	1986-87	1988-89
New Orleans	0-2	1985-86	1985-86
New York University	1-1	1954-55	1967-68
Niagara	1-0	1964-65	1964-65
Norfolk State	2-0	2004-05	2013-14
North Carolina	5-19	1949-50	2014-15
North Carolina A&T	4-0	2003-04	2009-10
UNC Asheville	1-0	1993-94	1993-94
NC Central	4-0	2008-09	2014-15
NC State	7-11	1939-40	2014-15
UNC Greensboro	2-0	2010-11	2011-12
UNC Wilmington	1-1	1992-93	2009-10
North Florida	3-0	2007-08	2011-12
Northeastern	2-0	1990-91	2000-01
Northeastern Illinois	2-0	1994-95	1995-96
Northern Iowa	1-0	1998-99	1998-99
Northwestern	0-1	2006-07	2006-07
Notre Dame	8-10	1985-86	2014-15
Nova Southeastern	1-0	2009-10	2009-10
Ohio State	2-2	1953-54	2008-09
Ohio University	1-1	1965-66	1969-70
Oklahoma City	5-4	1957-58	1970-71
Oklahoma State	1-0	2005-06	2005-06
Old Dominion	1-0	1988-89	1988-89
Oral Roberts	2-1	1988-89	2010-11
Oregon State	0-1	1969-70	1969-70
Pacific	1-0	2012-13	2012-13
Penn State	0-4	1986-87	1994-95
Pennsylvania	5-3	1947-48	2007-08
Pensacola NAS	2-0	1946-47	1946-47
Pepperdine	2-1	1969-70	2010-11
Pi Chi	2-0	1939-40	1940-41
Pittsburgh	17-18	1947-48	2014-15
Ponce de Leon	0-1	1928-29	1928-29
Princeton	1-1	1948-49	1948-49
Providence	15-16	1962-63	2014-15
Purdue	0-3	1987-88	2011-12
Quinnipiac	1-0	1999-00	1999-00
Radford	1-0	1986-87	1986-87
Redland	1-0	1928-29	1928-29
Rhode Island	4-1	1961-62	2003-04
Rice	1-0	2010-11	2010-11
Richmond	1-0	2014-15	2014-15
Rider	1-0	1985-86	1985-86
Rio Grande	0-1	1953-54	1953-54
Robert Morris	2-0	1994-95	2008-09
Rollins	36-13	1927-28	1964-65
Rutgers	9-5	1988-89	2011-12

Opponent	W-L	First	Last Gm.
Sacred Heart	1-0	2005-06	2005-06
St. Francis Brooklyn	1-1	1962-63	2013-14
St. Francis (PA)	2-0	1986-87	2001-02
St. John's	14-16	1962-63	2008-09
St. Joseph's (PA)	1-3	1950-51	1990-91
St. Louis	0-2	1960-61	1988-89
St. Mary's (CA)	5-0	1963-64	2007-08
St. Peter's	1-0	1962-63	1962-63
St. Thomas*	2-0	1969-70	1987-88
Sam Houston State	1-0	1993-94	1993-94
San Diego	1-0	2008-09	2008-09
San Diego State	1-1	1986-87	1987-88
San Francisco	2-1	1960-61	1965-66
Santa Clara	0-3	1960-61	1965-66
Savannah State	5-0	1988-89	2014-15
Sebring A.C.	1-0	1927-28	1927-28
Sebring Firemen	1-0	1930-31	1930-31
Seton Hall	8-15	1956-57	2003-04
Seventh Naval District	0-1	1945-46	1945-46
Shenandoah Presb.	1-0	1940-41	1940-41
South Alabama	1-0	2014-15	2014-15
South Carolina	6-3	1948-49	2009-10
South Carolina State	1-1	2004-05	2009-10
South Carolina Upstate	1-0	2009-10	2009-10
South Florida	6-2	1987-88	1990-91
Southern Cal	0-2	1990-91	1992-93
Southern Illinois	1-0	1997-98	1997-98
SMU	0-2	1990-91	1991-92
Southern Miss	2-1	1955-56	2008-09
Southwest Texas State	0-1	1992-93	1992-93
Spring Hill College	0-2	1955-56	1956-57
Stanford	1-2	1986-87	2014-15
Stetson	49-33	1927-28	2012-13
Syracuse	6-16	1963-64	2014-15
Tampa	44-10	1939-40	1968-69
Teachers College of Conn.	1-0	1950-51	1950-51
Temple	2-2	1961-62	2014-15
Tennessee	1-3	1954-55	1996-97
Tennessee-Martin	1-0	2000-01	2000-01
Tennessee Tech	5-0	1946-47	2011-12
Texas	1-2	1987-88	2007-08
Texas A&M	3-0	1956-57	2002-03
Texas-Arlington	1-0	2005-06	2005-06
Texas Christian	0-1	1957-58	1957-58
Texas Southern	1-0	2013-14	2013-14
Texas Tech	1-0	1952-53	1952-53
Toledo	1-0	1956-57	1956-57
Toronto	1-0	1958-59	1958-59
Towson State	1-0	1985-86	1985-86
Tulane	5-4	1946-47	2009-10
Tulsa	1-1	1961-62	1999-00
Turner's Sports Shop	2-2	1928-29	1930-31
UCLA	0-4	1969-70	1997-98
UNLV	0-2	1994-95	1996-97
Utah	1-0	1965-66	1965-66

Valparaiso	1-1	1956-57	2011-12
Villanova	10-13	1991-92	2003-04
Virginia	10-7	1965-66	2014-15
Virginia Commonwealth	3-1	1987-88	2007-08
Virginia Tech	17-12	2000-01	2014-15
Volks A.C.	0-1	1927-28	1927-28
Wagner	0-1	1993-94	1993-94
Wake Forest	7-10	1939-40	2014-15
Washington	0-3	1967-68	1989-90
Washington & Lee	1-0	1954-55	1954-55
West Virginia	7-8	1955-56	2011-12
Western Kentucky	1-13	1946-47	1966-67
Wichita State	1-0	1988-89	1988-89
William & Mary	1-0	1965-66	1965-66
Winthrop	2-2	1986-87	2007-08
Wisconsin	0-2	1985-86	1986-87
Wisconsin-Green Bay	2-2	1985-86	2014-15
Wofford	2-0	2004-05	2005-06
Xavier	2-1	1955-56	2004-05
Yale	4-2	1950-51	1986-87
YMHA	2-0	1940-41	1948-49

* Formerly Biscayne College



ALL-TIME SERIES RESULTS

DATE / MIAMI RANK / OPPONENT RANK / RESULT / LOCATION

A - A - A

AGOGA (2-0)

Home: 2-0	Away: 0-0
Neutral: 0-0	Under Coach L: 0-0
Since rebirth in 1985: 0-0	
1928-29	W, 49-19 H
1928-29	W, 63-33 H

AIR FORCE (0-1)

Home: 0-0	Away: 0-0
Neutral: 0-1	Under Coach L: 0-0
Since rebirth in 1985: 0-1	
11/14/05	L, 57-53 N

AKRON (2-1)

Home: 0-0	Away: 0-1
Neutral: 2-0	Under Coach L: 1-0
Since rebirth in 1985: 2-0	
12/8/56	L, 106-80 A
12/23/10	W, 69-61 N
11/21/14	W, 79-51 N

ALABAMA (1-2)

Home: 1-0	Away: 0-2
Neutral: 0-0	Under Coach L: 1-0
Since rebirth in 1985: 1-2	
12/13/68	L, 85-72 A
3/23/11	L, 79-64 A
03/21/15	W, 73-66 H

UAB (1-0)

Home: 0-0	Away: 0-0
Neutral: 1-0	Under Coach L: 0-0
Since rebirth in 1985: 1-0	
11/19/01	W, 81-79 N

ALABAMA STATE (2-1)

Home: 2-1	Away: 0-0
Neutral: 0-0	Under Coach L: 0-0
Since rebirth in 1985: 2-1	
12/21/87	W, 110-107 h
12/16/89	L, 98-81 H
11/28/07	W, 83-74 H

ALASKA ANCHORAGE (0-1)

Home: 0-0	Away: 0-1
Neutral: 0-0	Under Coach L: 0-0
Since rebirth in 1985: 0-1	
11/29/87	L, 78-77 A

ALBANY GA. BLUES (0-1)

Home: 0-0	Away: 0-1
Neutral: 0-0	Under Coach L: 0-0
Since rebirth in 1985: 0-0	
1938-39	L, 53-35 A

ALCORN STATE (1-0)

Home: 1-0	Away: 0-0
Neutral: 0-0	Under Coach L: 0-0
Since rebirth in 1985: 1-0	
11/14/06	W, 96-57 H

ALUMNI (1-0)

Home: 1-0	Away: 0-0
Neutral: 0-0	Under Coach L: 0-0
Since rebirth in 1985: 0-0	
1941-42	W, 52-32 H

AMERICAN (2-1)

Home: 1-0	Away: 0-1
Neutral: 1-0	Under Coach L: 0-0
Since rebirth in 1985: 2-0	
2/13/71	L, 93-82 A
2/26/86	W, 73-64 H
12/29/87	W, 104-70 N

APPALACHIAN STATE (2-0)

Home: 2-0	Away: 0-0
Neutral: 0-0	Under Coach L: 1-0
Since rebirth in 1985: 2-0	
12/30/04	W, 80-63 H
12/30/11	W, 84-54 H

ARIZONA (0-3)

Home: 0-1	Away: 0-1
Neutral: 0-1	Under Coach L: 0-1
Since rebirth in 1985: 0-3	
1/18/86	L, 81-74 OT H
12/19/89	-- 20 L, 83-53 A
12/23/12	-- 4/5 L, 69-50 N

ARIZONA STATE (1-2)

Home: 0-1	Away: 0-1
Neutral: 1-0	Under Coach L: 1-0
Since rebirth in 1985: 1-2	
1/20/90	L, 62-58 H
12/23/91	L, 62-57 A
12/1/13	W, 60-57 N

ARKANSAS (1-0)

Home: 0-0	Away: 0-0
Neutral: 1-0	Under Coach L: 0-0
Since rebirth in 1985: 1-0	
3/17/00	23/25 -- W, 75-71 N

ARKANSAS-PINE BLUFF (1-0)

Home: 1-0	Away: 0-0
Neutral: 0-0	Under Coach L: 0-0
Since rebirth in 1985: 1-0	
12/18/02	W, 79-42 H

ARMSTRONG STATE (1-0)

Home: 1-0	Away: 0-0
Neutral: 0-0	Under Coach L: 0-0
Since rebirth in 1985: 1-0	
2/16/87	W, 97-47 H

ARMY (3-0)

Home: 3-0	Away: 0-0
Neutral: 0-0	Under Coach L: 0-0
Since rebirth in 1985: 0-0	
2/8/58	W, 92-82 H
12/28/60	W, 82-75 H
12/27/63	W, 79-71 H

AUBURN (1-1)

Home: 0-0	Away: 0-1
Neutral: 1-0	Under Coach L: 0-0
Since rebirth in 1985: 0-1	
12/17/66	W, 87-73 N
3/14/01	L, 60-58 A

B - B - B

BANANA RIVER A.F. (1-0)

Home: 1-0	Away: 0-0
Neutral: 0-0	Under Coach L: 0-0
Since rebirth in 1985: 0-0	
2/28/47	W, 68-48 H

BAPTIST (2-0)

Home: 2-0	Away: 0-0
Neutral: 0-0	Under Coach L: 0-0
Since rebirth in 1985: 2-0	
1/23/86	W, 71-60 H
12/1/89	W, 77-67 H

BARRY (2-0)

Home: 2-0	Away: 0-0
Neutral: 0-0	Under Coach L: 0-0
Since rebirth in 1985: 2-0	
11/23/91	W, 80-67 H
12/11/92	W, 81-64 H

BETHUNE-COOKMAN (5-0)

Home: 5-0	Away: 0-0
Neutral: 0-0	Under Coach L: 0-0
Since rebirth in 1985: 5-0	
12/5/88	W, 88-72 H
2/4/93	W, 78-54 H
12/10/93	W, 82-54 H
11/30/99	/25 -- W, 102-75 H
12/30/09	W, 73-55 H

BINGHAMTON (0-1)

Home: 0-1	Away: 0-0
Neutral: 0-0	Under Coach L: 0-0
Since rebirth in 1985: 0-1	
12/20/06	L, 79-74 H

BIRMINGHAM-SOUTHERN (1-0)

Home: 1-0	Away: 0-0
Neutral: 0-0	Under Coach L: 0-0
Since rebirth in 1985: 1-0	
12/3/05	W, 82-55 H

BOCA CHICA (1-0)

Home: 1-0	Away: 0-0
Neutral: 0-0	Under Coach L: 0-0
Since rebirth in 1985: 0-0	
1951-52	W, 90-53 H

BOCA RATON AAF (1-2)

Home: 0-2	Away: 1-0
Neutral: 0-0	Under Coach L: 0-0
Since rebirth in 1985: 0-0	
1/25/46	L, 55-40 H
2/5/46	L, 48-41 H
1/29/47	W, 61-43 A

BOSTON COLLEGE (21-24)

Home: 11-11	Away: 9-11
Neutral: 1-2	Under Coach L: 8-0
Since rebirth in 1985: 20-24	
12/4/62	W, 72-69 A
12/29/89	L, 69-60 N
1/21/92	L, 51-50 H
2/22/92	L, 55-49 A
2/10/93	W, 75-71 H
2/27/93	L, 70-58 A
1/15/94	-- 20/20 L, 69-49 A
2/16/94	L, 79-63 H
1/21/95	W, 69-68 H
2/25/95	W, 77-71 OT A
2/10/96	-- 22/21 L, 62-58 H
1/2/97	-- 25/25 L, 65-62 A
2/19/97	L, 59-57 H
1/28/98	W, 67-57 A
12/8/98	W, 77-64 H
1/24/99	25 -- W, 75-67 A
1/22/00	W, 62-54 H
1/7/01	L, 73-72 H
1/13/01	-- 24 L, 82-73 A
1/29/02	15/16 -- L, 70-65 H
2/10/02	12/11 -- L, 76-63 A
2/15/03	L, 76-65 A
3/1/03	L, 72-68 H
2/11/04	L, 74-72 OT H
1/21/06	-- 21/21 L, 65-61 H
2/16/06	-- 13/15 L, 65-54 A
1/16/07	L, 82-63 A
2/7/07	L, 75-68 H
3/9/07	L, 74-71 OT N
1/15/08	21/24 -- L, 76-66 A
3/5/08	W, 74-61 H
1/10/09	-- 24/17 W, 77-71 A
2/21/09	W, 69-58 H
12/6/09	L, 60-61 A
1/19/10	L, 79-75 H
1/15/11	W, 72-71 H
2/23/11	W, 73-64 A
1/29/12	W, 76-54 A
3/3/12	W, 77-56 H
1/16/13	W, 60-59 A
2/5/13	8/11 -- W, 72-50 H
3/15/13	9/10 -- W, 69-58 N
2/22/14	W, 69-42 H
01/10/15	W, 60-56 H
02/16/15	W, 89-86 2OT A

BOSTON UNIVERSITY (1-0)

Home: 1-0	Away: 0-0
Neutral: 0-0	Under Coach L: 0-0
Since rebirth in 1985: 0-0	
12/27/65	W, 81-60 H

BOWLING GREEN (0-1)

Home: 0-1	Away: 0-0
Neutral: 0-0	Under Coach L: 0-0
Since rebirth in 1985: 0-0	
2/1/52	L, 78-67 H



ALL-TIME SERIES RESULTS

DATE / MIAMI RANK / OPPONENT RANK / RESULT / LOCATION

BOYNTON (1-0)

Since rebirth in 1985: 0-0

1939-40 W, 41-29

BRADLEY (1-1)

Home: 1-0 Away: 0-0

Neutral: 0-1 Under Coach L: 0-0

Since rebirth in 1985: 0-1

12/22/55 W, 80-73 H

11/26/03 L, 83-82 N

BRANDEIS (0-1)

Home: 0-1 Away: 0-0

Neutral: 0-0 Under Coach L: 0-0

Since rebirth in 1985: 0-0

1/4/54 L, 68-48 H

BRIGHAM YOUNG (2-2)

Home: 2-1 Away: 0-1

Neutral: 0-0 Under Coach L: 0-0

Since rebirth in 1985: 1-1

12/28/59 W, 110-93 H

12/10/60 L, 112-80 A

2/9/88 -- 8 L, 99-86 H

2/4/89 W, 107-86 H

BROOKLYN COLLEGE (3-0)

Home: 2-0 Away: 0-0

Neutral: 1-0 Under Coach L: 0-0

Since rebirth in 1985: 3-0

1/31/86 W, 102-93 N

3/7/87 W, 83-64 H

1/12/90 W, 94-61 H

BROWN UNIVERSITY (1-1)

Home: 1-1 Away: 0-0

Neutral: 0-0 Under Coach L: 0-0

Since rebirth in 1985: 0-1

12/19/67 W, 72-71 H

12/27/85 L, 62-61 H

BUCKNELL (2-0)

Home: 2-0 Away: 0-0

Neutral: 0-0 Under Coach L: 0-0

Since rebirth in 1985: 0-0

1/4/69 W, 89-84 H

1/3/70 W, 93-88 H

BUFFALO (2-1)

Home: 1-0 Away: 1-0

Neutral: 0-1 Under Coach L: 0-0

Since rebirth in 1985: 2-1

12/19/93 W, 63-57 A

11/22/96 W, 78-61 H

11/18/06 L, 60-57 N

C - C - C

CAL STATE FULLERTON (1-0)

Home: 0-0 Away: 0-0

Neutral: 1-0 Under Coach L: 1-0

Since rebirth in 1985: 1-0

11/29/13 W, 48-46 N

CARIBBEAN A.S. (1-0)

Home: 1-0 Away: 0-1

Neutral: 0-0 Under Coach L: 0-0

Since rebirth in 1985: 0-0

1945-46 W, 46-41 H

CENTENARY (2-2)

Home: 2-0 Away: 0-2

Neutral: 0-0 Under Coach L: 0-0

Since rebirth in 1985: 0-0

12/10/59 L, 84-77 A

1/26/61 W, 86-74 H

1/15/70 W, 94-78 H

2/12/70 L, 107-86 A

CENTRAL CONN. STATE (1-0)

Home: 1-0 Away: 0-0

Neutral: 0-0 Under Coach L: 0-0

Since rebirth in 1985: 1-0

2/15/90 W, 62-40 H

CENTRAL FLORIDA (7-2)

Home: 4-1 Away: 3-0

Neutral: 0-1 Under Coach L: 1-1

Since rebirth in 1985: 7-2

11/28/86 W, 64-54 H

3/5/88 W, 100-80 H

12/11/98 W, 66-56 H

11/19/99 W, 87-54 A

12/9/00 W, 83-72 H

12/27/02 W, 62-51 A

12/18/10 L, 84-78 N

12/18/12 W, 72-50 A

11/21/13 L, 63-58 H

CHARLOTTE (6-4)

Home: 4-1 Away: 1-3

Neutral: 1-0 Under Coach L: 4-0

Since rebirth in 1985: 6-4

11/21/97 -- 17/17 W, 89-72 H

11/23/98 L, 66-59 A

12/7/99 L, 75-65 H

11/28/00 L, 95-63 A

12/22/01 W, 64-56 H

12/15/02 L, 69-64 A

12/22/11 W, 76-61 A

12/14/12 W, 77-46 H

11/23/14 W, 77-58 N

11/25/14 17/20 -- W, 77-74 A

CHECKER CAB (1-0)

Home: 1-0 Away: 0-0

Neutral: 0-0 Under Coach L: 0-0

Since rebirth in 1985: 0-0

1948-49 W, 73-33 H

CHURCH LEAGUE ALL-STARS (1-0)

Home: 1-0 Away: 0-0

Neutral: 0-0 Under Coach L: 0-0

Since rebirth in 1985: 0-0

1928-29 W, 68-23 H

THE CITADEL (1-1)

Home: 1-0 Away: 0-1

Neutral: 0-0 Under Coach L: 0-0

Since rebirth in 1985: 1-0

12/20/58 L, 93-77 A

11/22/85 W, 85-77 H

CINCINNATI (1-0)

Home: 1-0 Away: 0-0

Neutral: 0-0 Under Coach L: 0-0

Since rebirth in 1985: 0-0

2/6/47 W, 57-54 H

CO. OF CHARLESTON (3-0)

Home: 1-0 Away: 1-0

Neutral: 1-0 Under Coach L: 2-0

Since rebirth in 1985: 2-0

3/6/47 W, 56-52 N

11/18/13 W, 70-54 A

12/30/14 W, 67-40 H

CITY HALL (1-0)

Home: 1-0 Away: 0-0

Neutral: 0-0 Under Coach L: 0-0

Since rebirth in 1985: 0-0

1928-29 W, 28-20 H

CLEMSON (10-12)

Home: 6-3 Away: 2-6

Neutral: 2-3 Under Coach L: 4-1

Since rebirth in 1985: 10-9

1/5/56 L, 98-96 N

12/13/58 L, 66-61 N

12/16/66 L, 73-64 N

12/20/94 L, 75-55 A

12/23/95 (OT) L, 66-52 H

11/20/01 W, 67-65 N

1/26/05 W, 69-65 H

2/12/05 W, 83-77 A

1/18/06 W, 65-61 H

3/9/06 W, 66-63 N

2/28/07 (OT) L, 74-70 A

1/27/08 W, 75-72 H

2/27/08 -- /25 L, 79-69 A

12/21/08 -- 25/25 L, 91-72 H

2/13/10 L, 74-66 A

1/8/11 L, 79-72 A

2/20/11 L, 63-59 H

1/18/12 W, 76-73 H

2/17/13 3/4 -- W, 45-43 A

3/9/13 6/7 -- W, 62-49 H

3/4/14 L, 58-54 A

2/8/15 W, 56-45 H

CLEVELAND STATE (0-1)

Home: 0-0 Away: 0-0

Neutral: 0-1 Under Coach L: 0-0

Since rebirth in 1985: 0-1

11/19/06 L, 78-67 N

COAST GUARD (2-0)

Home: 2-0 Away: 0-0

Neutral: 0-0 Under Coach L: 0-0

Since rebirth in 1985: 0-0

1/11/46 W, 46-45 H

1/26/46 W, 52-45 H

COLGATE (1-0)

Home: 1-0 Away: 0-0

Neutral: 0-0 Under Coach L: 0-0

Since rebirth in 1985: 1-0

12/4/87 W, 96-68 H

COLORADO (0-1)

Home: 0-1 Away: 0-0

Neutral: 0-0 Under Coach L: 0-0

Since rebirth in 1985: 0-0

1/3/57 L, 73-66 H

COLUMBIA (2-1)

Home: 2-1 Away: 0-0

Neutral: 0-0 Under Coach L: 0-0

Since rebirth in 1985: 2-0

12/18/52 L, 65-59 H

12/29/95 W, 69-62 H

11/21/00 W, 65-41 H

CONNECTICUT (8-16)

Home: 6-5 Away: 2-10

Neutral: 0-1 Under Coach L: 0-0

Since rebirth in 1985: 8-15

12/27/56 L, 74-70 H

1/2/92 -- 5 L, 85-62 A

1/18/92 -- 8 L, 77-58 H

1/26/93 W, 80-65 H

2/13/93 L, 88-72 A

2/5/94 -- 5/6 L, 73-57 A

2/22/94 -- 5 L, 74-49 H

1/31/95 L, 82-57 A

3/4/95 -- 4/5 L, 75-67 H

1/6/96 -- 7/6 L, 73-52 A

1/22/97 W, 69-46 H

2/15/97 L, 72-52 A

1/6/98 -- 8/8 W, 76-67 H

1/20/99 25 1/1 L, 70-68 OT H

2/20/99 16/21 2/2 W, 73-71 A

2/19/00 -- 18/18 W, 63-57 A

1/20/01 -- 15/15 W, 77-74 H

2/24/01 L, 60-53 A

1/5/02 21/21 -- L, 76-75 A

2/2/02 15/16 17/22 W, 68-66 H

1/11/03 -- 3/3 L, 83-80 OT A

1/20/03 -- 11/8 W, 77-76 H

2/18/04 -- 8/8 L, 76-63 A

11/23/08 17/16 2/2 L, 76-63 N

COPPIN STATE (2-0)

Home: 2-0 Away: 0-0

Neutral: 0-0 Under Coach L: 0-0

Since rebirth in 1985: 2-0

2/28/87 W, 115-76 H

1/20/88 W, 64-54 H

ALL-TIME SERIES RESULTS

DATE / MIAMI RANK / OPPONENT RANK / RESULT / LOCATION

CORNELL (1-0)

Home: 1-0	Away: 0-0
Neutral: 0-0	Under Coach L: 0-0
Since rebirth in 1985: 0-0	
12/27/62	W, 94-74 H

CREIGHTON (3-2)

Home: 2-1	Away: 1-1
Neutral: 0-0	Under Coach L: 0-0
Since rebirth in 1985: 1-0	
2/10/64	L, 124-94 H
2/5/66	W, 91-81 H
2/24/68	W, 106-93 H
1/23/71	L, 104-84 A
3/20/06	W, 53-52 A

CULVER-STOCKTON (1-0)

Home: 1-0	Away: 0-0
Neutral: 0-0	Under Coach L: 0-0
Since rebirth in 1985: 0-0	
1951-52	W, 68-54 H

D - D - D
DARTMOUTH (3-1)

Home: 3-1	Away: 0-0
Neutral: 0-0	Under Coach L: 0-0
Since rebirth in 1985: 1-1	
12/27/50	W, 61-52 H
12/27/67	W, 100-81 H
12/20/86	L, 88-86 H
12/17/90	W, 72-60 H

DAVIDSON (3-1)

Home: 2-0	Away: 1-1
Neutral: 0-0	Under Coach L: 0-0
Since rebirth in 1985: 3-1	
2/27/89	W, 90-78 H
2/10/90	W, 72-64 A
2/2/91	W, 79-67 H
2/1/92	L, 66-62 A

DAYTON (1-7)

Home: 1-2	Away: 0-5
Neutral: 0-0	Under Coach L: 0-0
Since rebirth in 1985: 1-3	
12/5/56	L, 87-48 A
2/21/67	L, 80-79 H
2/1/68	L, 98-60 A
12/11/70	L, 91-77 A
2/8/86	L, 79-68 A
2/14/87	L, 92-78 H
3/8/88	L, 90-89 A
12/6/90	W, 87-82 H

DEPAUL (1-6)

Home: 1-3	Away: 0-3
Neutral: 0-0	Under Coach L: 0-0
Since rebirth in 1985: 1-6	
2/27/88	L, 101-82 H
2/11/89	L, 87-79 A
1/31/90	L, 76-48 A
2/12/90	L, 66-49 H
2/23/91	-- 25 L, 66-53 H
3/6/91	L, 75-58 A
12/28/96	W, 61-45 H

DETROIT-MERCY (2-0)

Home: 1-0	Away: 0-0
Neutral: 1-0	Under Coach L: 1-0
Since rebirth in 1985: 2-0	
12/21/99	W, 68-64 N
11/24/12	W, 77-62 H

DREXEL (1-0)

Home: 0-0	Away: 0-0
Neutral: 1-0	Under Coach L: 1-0
Since rebirth in 1985: 1-0	
11/20/14	W, 66-46 N

DUKE (5-17)

Home: 3-7	Away: 2-8
Neutral: 0-2	Under Coach L: 3-2
Since rebirth in 1985: 4-17	
12/21/62	-- 2 W, 71-69 H
2/19/86	-- 2 L, 104-82 A
12/22/86	L, 74-67 H
1/6/88	-- 9 L, 107-69 A
12/10/88	-- 1 L, 117-102 H
1/19/05	-- 4/4 L, 92-83 H
3/3/05	-- 6/6 L, 83-59 A
2/19/06	-- 2/2 L, 92-71 A
3/10/06	-- 3/3 L, 80-76 N
1/14/07	-- 11/11 L, 85-63 H
2/2/08	-- 3/3 L, 88-73 A
2/20/08	-- 5/4 W, 96-95 H
2/7/09	-- 4/3 L, 78-75 OT A
2/17/10	-- 6/6 L, 74-81 H
3/13/10	-- 4/4 L, 77-74 N
1/2/11	-- 1/1 L, 74-63 A
2/13/11	-- 5/5 L, 81-71 H
2/5/12	-- 7/5 W, 78-74 OT A
1/23/13	25 1/1 W, 90-63 H
3/2/13	5/7 3/3 L, 79-76 A
1/22/14	-- 18/18 L, 67-46 H
01/13/15	-- 4/4 W, 90-74 A

DUQUESNE (2-1)

Home: 0-0	Away: 1-1
Neutral: 1-0	Under Coach L: 0-0
Since rebirth in 1985: 1-0	
12/4/64	W, 99-95 A
12/6/69	L, 94-88 A
11/28/88	W, 84-73 N

E - E - E
EASTERN AIRLINES (1-0)

1939-40	W, 30-25
---------	----------

EASTERN ILLINOIS (2-1)

Home: 1-0	Away: 0-0
Neutral: 1-1	Under Coach L: 0-0
Since rebirth in 1985: 2-0	
3/7/49	L, 89-73 N
12/24/88	W, 83-68 N
12/18/00	W, 83-73 H

EASTERN KENTUCKY (2-2)

Home: 2-1	Away: 0-0
Neutral: 0-1	Under Coach L: 0-1
Since rebirth in 1985: 1-2	
12/16/67	W, 93-87 H
11/30/91	L, 66-61 N
11/24/97	W, 86-64 H
12/19/14	18/19 -- L, 44-72 H

EASTERN MICHIGAN (1-0)

Home: 0-0	Away: 0-0
Neutral: 1-0	Under Coach L: 0-0
Since rebirth in 1985: 1-0	
11/18/01	W, 93-56 N

EGLIN FIELD (0-1)

Home: 0-0	Away: 0-1
Neutral: 0-0	Under Coach L: 0-0
Since rebirth in 1985: 0-0	
2/24/53	L, 66-64 A

ELON (0-1)

Home: 0-0	Away: 0-1
Neutral: 0-0	Under Coach L: 0-0
Since rebirth in 1985: 0-0	
2/6/40	L, 58-30 A

EVANSVILLE (1-0)

Home: 0-0	Away: 1-0
Neutral: 0-0	Under Coach L: 0-0
Since rebirth in 1985: 1-0	
11/17/06	W, 74-69 A

F - F - F
FAIRFIELD (0-1)

Home: 0-1	Away: 0-0
Neutral: 0-0	Under Coach L: 0-0
Since rebirth in 1985: 0-1	
1/2/86	L, 56-47 H

FAIRLEIGH DICKINSON (1-1)

Home: 1-0	Away: 0-0
Neutral: 0-1	Under Coach L: 0-0
Since rebirth in 1985: 1-1	
2/10/87	L, 73-70 N
1/4/88	W, 81-68 H

FLORIDA (23-45)

Home: 16-15	Away: 7-29
Neutral: 0-1	Under Coach L: 1-0
Since rebirth in 1985: 3-9	
2/15/28	W, 40-39 A
1939-40	L, 36-23 A
1939-40	L, 53-26 A
1940-41	L, 48-35 H
1940-41	L, 62-50 H
1941-42	L, 47-31 A
1941-42	L, 37-34 A
12/20/46	W, 36-33 H
12/21/46	W, 39-35 H
1/3/47	L, 42-28 A
1/4/47	L, 61-28 A
12/19/47	W, 67-50 H
12/20/47	L, 58-55 H
2/20/48	L, 72-50 A
2/21/48	W, 52-49 A
1/14/49	W, 75-65 H
1/15/49	W, 44-42 H
2/22/49	L, 90-56 A
2/23/49	W, 60-50 A
12/10/49	L, 60-53 H
2/18/50	L, 66-46 A
2/2/51	L, 78-71 H
2/13/51	L, 71-61 A
12/17/51	L, 69-65 A
2/18/52	W, 76-68 H
12/16/52	W, 75-73 H
2/2/53	L, 78-56 A
12/12/53	W, 85-75 H
1/15/54	L, 75-52 A
12/16/54	L, 70-61 H
1/13/55	L, 80-68 A
12/19/55	L, 74-69 H
1/13/56	L, 87-85 A
12/15/56	L, 89-65 H
1/10/57	L, 98-63 A
12/21/57	L, 73-64 H
1/16/58	L, 75-70 A
12/17/58	W, 92-82 H
1/15/59	L, 85-70 A
12/19/59	W, 79-77 H
1/14/60	15 -- W, 70-65 A
12/17/60	W, 93-74 H
1/11/61	L, 81-73 A
12/16/61	W, 66-61 H
1/11/62	L, 74-62 A
11/30/62	W, 91-87 OT H
1/10/63	W, 86-77 A
12/7/63	W, 95-79 H
1/9/64	L, 114-91 A
12/19/64	W, 67-58 H
1/21/65	t-19 -- L, 86-69 A
12/4/65	L, 77-66 H
1/12/66	L, 111-66 A
12/3/66	L, 113-88 H
2/8/67	L, 73-57 A
12/7/68	L, 111-62 H
12/17/85	L, 81-64 H
1/27/86	L, 75-53 A
2/21/87	-- 18 L, 99-60 A
2/15/88	L, 83-73 H



ALL-TIME SERIES RESULTS

DATE / MIAMI RANK / OPPONENT RANK / RESULT / LOCATION

12/19/88	L, 101-81	A
2/19/90	W, 62-59	H
12/30/90	L, 62-60	A
12/21/02	-- 13/13 L, 94-93	2OT N
12/04/04	-- 19/18 W, 72-65	A
12/22/05	-- 5/5 L, 77-67	H
3/20/09	L, 74-60	A
11/17/14	-- 8/7 W, 69-67	A

FLORIDA A&M (7-0)

<i>Home: 7-0 Away: 0-0</i>		
<i>Neutral: 0-0 Under Coach L: 0-0</i>		
<i>Since rebirth in 1985: 4-0</i>		
2/10/68	W, 108-98	H
2/8/69	W, 94-91	H
2/7/70	W, 118-111	H
12/4/93	W, 91-47	H
12/10/94	W, 67-53	H
12/9/95	W, 77-53	H
12/18/01	W, 90-62	H

FLORIDA ATLANTIC (21-1)

<i>Home: 13-0 Away: 5-1</i>		
<i>Neutral: 3-0 Under Coach L: 1-0</i>		
<i>Since rebirth in 1985: 21-1</i>		
2/14/89	W, 79-74	N
11/25/91	W, 83-53	H
12/19/92	W, 84-61	H
11/26/93	W, 85-53	H
1/4/94	W, 79-62	A
11/28/94	W, 76-59	H
3/2/95	W, 80-70	A
11/27/95	W, 76-56	A
12/20/95	W, 61-51	H
11/24/96	W, 83-74	H
11/16/97	W, 69-47	H
11/13/98	W, 97-73	A
12/27/99	W, 89-52	H
11/18/00	W, 76-59	A
11/26/01	W, 74-48	H
12/3/02	L, 74-73	OT A
12/27/03	W, 76-51	H
11/29/04	W, 84-68	H
1/5/09	W, 85-69	H
12/19/09	W, 87-69	N
3/16/11	W, 85-62	H
12/17/11	W, 93-90	2OT N

FGCU (3-1)

<i>Home: 2-0 Away: 1-1</i>		
<i>Neutral: 0-0 Under Coach L: 1-1</i>		
<i>Since rebirth in 1985: 3-1</i>		
11/25/09	W, 77-58	H
11/27/10	W, 87-75	A
11/22/11	W, 60-50	H
11/13/12	L, 63-51	A

FLORIDA INTERNATIONAL (12-1)

<i>Home: 10-1 Away: 2-0</i>		
<i>Neutral: 0-0 Under Coach L: 0-0</i>		
<i>Since rebirth in 1985: 12-1</i>		
2/18/87	W, 102-81	H
3/12/88	W, 92-76	H
3/6/89	W, 89-82	H
3/6/90	W, 83-55	H
3/4/91	W, 87-65	H
3/2/92	W, 68-63	H
12/1/92	L, 72-64	H
12/3/01	W, 77-59	H
12/6/03	W, 89-72	H
12/07/04	W, 80-67	A
11/11/06	W, 73-50	H
12/8/07	W, 67-53	A
12/12/08	/25 -- W, 76-50	H

FLORIDA SOUTHERN (60-8)

<i>Home: 31-3 Away: 29-5</i>		
<i>Neutral: 0-0 Under Coach L: 0-0</i>		
<i>Since rebirth in 1985: 2-0</i>		
1/25/28	L, 40-26	A
2/18/28	W, 38-18	H
1928-29	L, 39-15	A
1928-29	W, 36-29	H
1930-31	W, 27-24	H
1930-31	L, 40-21	A
1939-40	W, 43-42	A
1939-40	W, 37-30	A
1940-41	W, 57-43	A
1940-41	W, 41-33	H
1940-41	L, 50-38	H
1941-42	W, 41-21	H
1941-42	W, 40-25	H
1941-42	W, 41-34	A
1941-42	W, 38-32	A
2/11/46	W, 45-40	H
2/12/46	W, 53-47	H
2/20/46	W, 46-43	A
12/13/46	W, 38-25	H
12/14/46	L, 41-37	H
2/7/47	W, 55-43	A
2/8/47	W, 61-43	A
2/6/48	L, 59-50	A
2/7/48	W, 52-43	A
2/27/48	W, 76-44	H
2/28/48	W, 59-42	H
2/8/49	W, 68-47	A
2/9/49	W, 68-57	A
1/20/50	W, 69-59	H
1/21/50	W, 59-49	H
12/9/50	W, 64-61	A
2/9/51	W, 79-65	H
1/9/52	W, 106-43	H
2/7/52	W, 58-41	A
12/1/52	W, 83-60	H
2/13/54	W, 77-70	2OT A
12/13/54	W, 58-44	H
2/16/55	W, 73-71	A
12/3/55	W, 92-80	H
2/10/56	W, 91-90	A
12/1/56	W, 84-69	H
2/8/57	L, 95-85	A

2/5/58	W, 84-69	A
2/17/58	W, 76-58	H
12/8/58	W, 107-80	H
2/2/59	W, 79-76	A
2/6/60	W, 88-71	A
2/18/60	10 -- W, 121-85	H
12/15/60	W, 87-54	H
2/4/61	W, 92-80	A
12/14/61	W, 96-67	H
2/3/62	W, 82-73	A
12/13/62	W, 116-93	H
2/2/63	18 -- W, 99-83	A
2/1/64	W, 85-78	A
2/18/64	W, 120-79	H
1/13/65	W, 124-93	H
2/5/65	W, 94-82	A
1/15/66	W, 89-66	H
1/28/66	W, 101-80	A
1/19/67	W, 102-72	H
1/27/67	W, 55-49	A
1/27/68	W, 94-76	A
1/28/69	W, 87-73	A
1/23/70	W, 103-92	A
1/29/71	L, 96-95	OT H
11/9/07	W, 104-61	H
11/15/08	17/16 -- W, 96-60	H

FLORIDA STATE (33-42)

<i>Home: 26-12 Away: 7-28</i>		
<i>Neutral: 0-2 Under Coach L: 5-4</i>		
<i>Since rebirth in 1985: 12-19</i>		
12/19/50	W, 80-61	H
1/1/52	W, 93-56	H
2/11/52	W, 76-73	A
2/28/52	L, 73-70	N
1/9/53	W, 93-65	H
2/23/53	L, 81-75	A
1/9/54	W, 78-61	H
2/5/54	L, 76-69	A
12/20/54	L, 71-66	A
2/25/55	L, 86-80	H
1/7/56	L, 78-76	A
2/25/56	W, 91-85	H
1/12/57	W, 85-77	A
2/23/57	W, 98-82	H
1/18/58	L, 71-70	A
2/22/58	W, 86-66	H
12/19/58	W, 85-79	H
1/17/59	L, 93-69	A
2/28/59	W, 92-85	H
1/16/60	15 -- W, 93-91	A
2/27/60	9 -- W, 107-89	H
1/14/61	L, 89-78	A
2/25/61	W, 75-73	H
1/13/62	L, 65-60	A
2/24/62	L, 83-80	H
1/12/63	L, 77-74	OT A
2/23/63	W, 99-70	H
1/11/64	L, 80-78	A
2/29/64	W, 82-80	H
1/9/65	L, 67-66	A
3/1/65	/17 -- W, 82-75	H
1/7/66	L, 78-62	A
2/28/66	W, 112-90	H

1/7/67	L, 61-60	A
3/1/67	W, 110-90	H
1/12/68	L, 122-93	A
3/1/68	W, 96-84	H
12/6/68	L, 111-84	H
1/10/69	L, 86-81	A
3/1/69	L, 89-86	H
1/9/70	L, 104-63	A
2/28/70	-- 9 L, 112-96	H
1/8/71	L, 114-106	A
2/27/71	W, 100-94	H
1/20/86	W, 83-75	H
2/3/86	L, 90-72	A
2/4/87	W, 63-57	H
2/26/87	L, 108-84	A
1/18/90	W, 101-97	2OT H
2/17/90	L, 92-73	A
12/8/02	L, 72-55	A
12/14/03	L, 67-58	H
1/15/05	W, 64-63	H
2/22/05	W, 65-49	A
1/29/06	W, 84-78	OT A
3/5/06	L, 64-61	H
1/20/17	L, 86-67	A
3/3/07	L, 98-90	OT H
2/6/08	L, 62-55	H
3/8/08	L, 75-72	OT A
1/21/09	W, 75-69	H
2/18/09	L, 80-67	A
2/6/10	L, 71-65	A
3/6/10	L, 61-60	H
1/19/11	L, 55-53	H
2/26/11	L, 65-59	A
2/11/12	-- 15/17 L, 64-59	A
2/26/12	-- 15/16 W, 78-62	H
3/9/12	-- 17/17 L, 82-71	N
1/27/13	25 -- W, 71-47	H
2/13/13	3/4 -- W, 74-68	A
1/15/14	L, 63-53	H
2/10/14	W, 77-73	A
2/01/15	L, 54-55	A
2/25/15	23/23 -- W, 81-77	H

FORDHAM (1-1)

<i>Home: 1-1 Away: 0-0</i>		
<i>Neutral: 0-0 Under Coach L: 0-0</i>		
<i>Since rebirth in 1985: 1-0</i>		
12/22/70	L, 85-83	H
12/30/94	W, 55-43	H

FORT LAUDERDALE NAS (0-1)

<i>Home: 0-1 Away: 0-0</i>		
<i>Neutral: 0-0 Under Coach L: 0-0</i>		
<i>Since rebirth in 1985: 0-0</i>		
2/4/46	L, 32-31	H

FURMAN (0-2)

<i>Home: 0-2 Away: 0-0</i>		
<i>Neutral: 0-0 Under Coach L: 0-0</i>		
<i>Since rebirth in 1985: 0-0</i>		
1/4/52	L, 55-53	H
1/3/55	L, 91-74	H

RECORDS

ALL-TIME SERIES RESULTS

DATE / MIAMI RANK / OPPONENT RANK / RESULT / LOCATION

G - G - G

GEORGE MASON (1-1)

Home: 0-1	Away: 1-0
Neutral: 0-0	Under Coach L: 0-0
Since rebirth in 1985: 1-1	
1/1/90	W, 101-91 OT A
11/23/90	L, 97-91 H

GEORGE WASHINGTON (0-3)

Home: 0-0	Away: 0-1
Neutral: 0-2	Under Coach L: 0-1
Since rebirth in 1985: 0-2	
2/11/71	L, 83-81 A
12/29/91	L, 78-64 N
11/28/13	L, 71-63 OT N

GEORGETOWN (12-19)

Home: 8-4	Away: 3-9
Neutral: 1-6	Under Coach L: 0-0
Since rebirth in 1985: 11-19	
1/24/55	W, 84-81 H
1/2/88	-- 18 L, 82-78 H
1/7/89	-- 5 L, 112-79 A
1/25/92	L, 60-40 A
2/15/92	L, 75-58 H
3/13/92	-- 21 L, 77-64 N
1/2/93	-- 10 W, 80-69 H
3/3/93	L, 82-64 A
3/11/93	L, 67-40 N
12/7/93	L, 61-47 H
1/29/94	L, 77-40 A
1/7/95	-- 12/13 L, 71-64 A
2/4/95	-- 13/13 W, 67-61 H
3/10/95	-- 24 L, 69-58 N
1/13/96	-- 5/5 L, 72-67 A
3/7/96	-- 6/6 L, 92-62 N
1/4/97	W, 69-67 A
1/18/97	W, 68-65 OT H
3/6/97	L, 63-59 N
12/6/97	W, 66-56 H
3/4/98	L, 62-56 N
12/30/98	W, 64-63 A
2/6/99	25 -- W, 71-58 H
3/4/99	9/10 -- W, 65-54 H
1/15/00	L, 65-61 A
2/7/00	W, 77-55 H
1/2/02	21/21 23/24 W, 79-71 A
3/7/02	21/21 W, 84-76 OT N
2/22/03	L, 74-72 H
1/31/04	L, 87-80 OT H
2/7/04	L, 80-64 A

GEORGIA (1-3)

Home: 1-1	Away: 0-2
Neutral: 0-0	Under Coach L: 0-0
Since rebirth in 1985: 1-2	
1938-39	L, 41-19 A
11/3/85	W, 81-78 H
12/14/90	-- 11 L, 78-60 H
12/22/92	L, 69-67 A

GEORGIA SOUTHERN (1-0)

Home: 1-0	Away: 0-0
Neutral: 0-0	Under Coach L: 1-0
Since rebirth in 1985: 1-0	
11/11/13	W, 81-80 OT H

GEORGIA STATE (3-0)

Home: 2-0	Away: 1-0
Neutral: 0-0	Under Coach L: 0-0
Since rebirth in 1985: 3-0	
11/29/85	W, 82-72 H
12/12/97	W, 80-64 H
12/18/98	W, 76-55 A

GEORGIA TECH (11-8)

Home: 5-4	Away: 6-4
Neutral: 0-0	Under Coach L: 4-2
Since rebirth in 1985: 10-7	
1/3/53	W, 82-60 H
2/27/67	L, 90-84 A
12/27/97	-- /23 L, 9-61 H
1/06/05	-- 9/10 L, 80-69 A
2/26/05	L, 76-72 H
2/4/06	W, 70-53 A
12/3/06	-- 21/25 W, 90-82 H
1/12/08	25 -- W, 78-68 H
2/17/08	W, 64-63 A
3/4/09	L, 78-68 A
2/10/10	-- 20/20 W, 64-62 H
2/3/11	W, 59-57 H
3/6/11	L, 66-57 A
1/24/12	W, 64-49 A
3/8/12	W, 54-36 A
1/5/13	W, 62-49 A
3/6/13	6/7 -- L, 71-69 H
1/18/14	W, 56-42 A
1/28/15	23/23 -- L, 50-70 H

H - H - H

HARTFORD (3-1)

Home: 3-1	Away: 0-0
Neutral: 0-0	Under Coach L: 0-0
Since rebirth in 1985: 3-1	
3/3/86	W, 66-62 H
2/27/90	L, 62-58 H
12/13/96	W, 74-58 H
12/11/99	W, 97-61 H

HAVANA (5-1)

Home: 5-1	Away: 0-0
Neutral: 0-0	Under Coach L: 0-0
Since rebirth in 1985: 0-0	
2/3/28	W, 38-14 H
1928-29	L, 26-22 H
1938-39	W, 38-34 H
1938-39	W, 46-40 H
1/7/49	W, 73-57 H
1/8/49	W, 66-53 H

HAWAII (3-1)

Home: 1-0	Away: 2-1
Neutral: 0-0	Under Coach L: 1-0
Since rebirth in 1985: 1-0	
12/6/67	W, 102-83 A
12/7/67	L, 110-76 A
1/31/69	W, 84-82 H
12/22/12	W, 73-58 A

HOFSTRA (1-0)

Home: 1-0	Away: 0-0
Neutral: 0-0	Under Coach L: 0-0
Since rebirth in 1985: 1-0	
1/4/86	W, 70-63 H

HOLY CROSS (1-0)

Home: 1-0	Away: 0-0
Neutral: 0-0	Under Coach L: 0-0
Since rebirth in 1985: 0-0	
12/29/61	W, 77-71 H

HOUSTON (5-9)

Home: 4-5	Away: 1-4
Neutral: 0-0	Under Coach L: 0-0
Since rebirth in 1985: 0-0	
1/25/56	L, 95-77 H
12/22/56	W, 67-63 H
12/9/59	W, 72-63 A
1/23/60	11 -- L, 88-79 H
1/21/61	W, 89-78 H
2/8/62	L, 80-69 H
1/24/63	W, 71-70 H
2/13/64	L, 93-83 A
2/20/65	/t19 -- W, 103-91 H
2/17/66	L, 111-96 A
2/18/67	-- 7/8 L, 105-86 H
2/15/68	-- 1 L, 106-64 A
2/14/70	-- 13 L, 118-98 A
2/20/71	L, 99-93 H

HOWARD (2-1)

Home: 2-1	Away: 0-0
Neutral: 0-0	Under Coach L: 1-0
Since rebirth in 1985: 2-1	
12/6/91	L, 64-55 H
11/29/01	W, 87-71 H
11/14/14	W, 84-49 H

I - I - I

ILLINOIS (2-1)

Home: 1-1	Away: 0-0
Neutral: 1-0	Under Coach L: 2-0
Since rebirth in 1985: 2-0	
12/28/69	L, 86-76 H
3/24/13	5/4 -- W, 63-59 N
12/02/14	15/15 24/25 W, 70-61 H

ILLINOIS STATE (0-1)

Home: 0-0	Away: 0-0
Neutral: 0-1	Under Coach L: 0-0
Since rebirth in 1985: 0-1	
12/22/99	L, 87-78 N

INDIANA (1-0)

Home: 1-0	Away: 0-0
Neutral: 0-0	Under Coach L: 0-0
Since rebirth in 1985: 1-0	
12/15/01	-- 21/24 W, 58-53 H

INDIANA STATE (0-1)

Home: 0-0	Away: 0-0
Neutral: 0-1	Under Coach L: 0-1
Since rebirth in 1985: 0-1	
12/25/12	L, 57-55 OT N

IPFW (1-0)

Home: 1-0	Away: 0-0
Neutral: 0-0	Under Coach L: 0-0
Since rebirth in 1985: 1-0	
12/30/03	W, 75-52 H

IONA (1-0)

Home: 0-0	Away: 1-0
Neutral: 0-0	Under Coach L: 0-0
Since rebirth in 1985: 0-0	
1/7/60	14 -- W, 69-67 A

J - J - J

JACKSONVILLE NAVY (1-2)

Home: 1-0	Away: 0-2
Neutral: 0-0	Under Coach L: 0-0
Since rebirth in 1985: 0-0	
1941-42	W, 44-18 H
1941-42	L, 46-25 A
1941-42	L, 44-37 A

JACKSONVILLE (26-7)

Home: 15-2	Away: 11-4
Neutral: 0-0	Under Coach L: 1-0
Since rebirth in 1985: 4-0	
12/2/57	W, 89-87 H
1/17/58	L, 86-72 A
1/16/59	W, 64-62 A
2/14/59	W, 95-93 H
12/3/59	W, 106-98 H
1/13/60	15 -- W, 78-70 OT A
1/13/61	W, 93-84 OT A
2/20/61	W, 96-80 H
12/2/61	W, 93-80 H
1/10/62	W, 90-89 A
1/9/63	W, 103-91 A
2/5/63	18 -- W, 112-105 H
1/8/64	W, 97-92 A
2/4/64	W, 117-92 H
1/7/65	W, 86-82 A
1/16/65	W, 127-99 H
1/8/66	L, 71-69 A
2/12/66	W, 117-104 H
1/6/67	W, 75-70 A
1/14/67	W, 106-86 H
1/13/68	W, 72-67 A
1/18/68	W, 76-75 H
1/11/69	W, 94-87 A
2/25/69	W, 95-86 H
1/10/70	-- 7 L, 121-87 A
3/4/70	-- 6 L, 108-97 H



ALL-TIME SERIES RESULTS

DATE / MIAMI RANK / OPPONENT RANK / RESULT / LOCATION

1/9/71	--	7	L, 124-82	A
3/2/71	--	9	L, 94-75	H
12/18/96			W, 74-57	H
11/29/97			W, 74-70	A
11/12/10			W, 89-77	H
11/16/12			W, 73-57	H

JEWISH PROG. ATLANTA (0-1)

Home: 0-1	Away: 0-0
Neutral: 0-0	Under Coach L: 0-0
Since rebirth in 1985: 0-0	
1938-39	L, 39-24 H

JUNIOR C. OF C. (1-1)

Home: 1-1	Away: 0-0
Neutral: 0-0	Under Coach L: 0-0
Since rebirth in 1985: 0-0	
1928-29	W, 25-24 H
1928-29	L, 28-23 H

K - K - K

KANSAS (1-3)

Home: 1-1	Away: 0-2
Neutral: 0-0	Under Coach L: 0-0
Since rebirth in 1985: 1-3	
1/17/87	-- 20 L, 82-47 A
1/12/89	-- 12 W, 87-86 H
1/10/90	-- 1 L, 100-73 H
1/16/91	L, 73-60 A

KENTUCKY (1-3)

Home: 0-1	Away: 1-2
Neutral: 0-0	Under Coach L: 0-0
Since rebirth in 1985: 1-2	
12/3/56	L, 114-75 A
12/5/98	-- 8/8 L, 74-65 A
1/29/00	-- 16/18 L, 60-57 H
12/6/08	21/22 -- W, 73-67 A

KENTUCKY WESLEYAN (4-1)

Home: 3-1	Away: 1-0
Neutral: 0-0	Under Coach L: 0-0
Since rebirth in 1985: 0-0	
1/31/56	L, 86-82 H
1/24/57	W, 100-95 H
12/16/57	W, 96-78 A
1/26/59	W, 69-64 H
2/22/60	10 -- W, 104-95 H

KEY WEST NAVY (1-0)

Home: 1-0	Away: 0-0
Neutral: 0-0	Under Coach L: 0-0
Since rebirth in 1985: 0-0	
1951-52	W, 85-55 H

L - L - L

LAFAYETTE (4-1)

Home: 3-1	Away: 0-0
Neutral: 1-0	Under Coach L: 0-0
Since rebirth in 1985: 3-1	
1/11/71	W, 78-75 H
1/14/91	L, 73-57 H
3/12/99	10/12 -- W, 75-54 N
11/24/01	W, 79-69 H
11/25/06	W, 98-66 H

LA SALLE (6-9)

Home: 6-3	Away: 0-6
Neutral: 0-0	Under Coach L: 2-0
Since rebirth in 1985: 2-0	
2/5/51	L, 95-84 H
2/6/51	W, 77-75 OT H
1/7/61	L, 88-74 A
1/25/62	L, 73-61 H
1/4/63	L, 78-76 A
1/23/64	W, 121-99 H
12/8/64	L, 90-86 A
3/5/66	W, 108-102 H
12/7/66	L, 99-82 A
1/2/68	L, 92-84 H
12/11/68	L, 96-71 A
2/17/70	W, 103-96 H
12/9/70	L, 97-77 A
1/2/13	W, 76-59 H
12/22/13	W, 71-58 H

LEHIGH (6-1)

Home: 6-0	Away: 0-0
Neutral: 0-1	Under Coach L: 0-0
Since rebirth in 1985: 5-1	
12/4/70	W, 74-67 H
12/27/89	L, 83-59 N
1/9/91	W, 99-67 H
12/30/96	W, 68-32 H
12/27/00	W, 71-52 H
12/30/02	W, 68-62 H
12/9/06	W, 79-58 H

LONG ISLAND (1-0)

Home: 1-0	Away: 0-0
Neutral: 0-0	Under Coach L: 0-0
Since rebirth in 1985: 1-0	
12/16/88	W, 102-66 H

UL LAFAYETTE (0-1)

Home: 0-0	Away: 0-0
Neutral: 0-1	Under Coach L: 0-0
Since rebirth in 1985: 0-1	
12/20/99	L, 66-60 N

UL MONROE (1-0)

Home: 1-0	Away: 0-0
Neutral: 0-0	Under Coach L: 0-0
Since rebirth in 1985: 1-0	
11/23/03	W, 78-60 H

LSU (3-1)

Home: 1-0	Away: 1-1
Neutral: 1-0	Under Coach L: 0-0
Since rebirth in 1985: 1-0	
12/11/50	W, 68-62 H
12/11/52	L, 86-58 A
12/11/57	W, 73-65 A
12/27/01	24/23 -- W, 68-61 N

LOUISVILLE (2-9)

Home: 2-5	Away: 0-3
Neutral: 0-1	Under Coach L: 0-2
Since rebirth in 1985: 0-4	
1/5/51	L, 73-60 H
12/29/52	L, 84-74 H
1/31/57	L, 89-60 H
1/30/61	-- 7 W, 71-69 H
12/6/61	L, 77-59 A
2/9/63	W, 94-84 H
12/28/65	L, 85-84 OT H
12/31/05	-- 10/10 L, 58-43 N
12/23/06	L, 82-59 A
02/03/15	-- 9/8 L, 55-63 H
02/21/15	-- 12/12 L, 53-55 A

LOYOLA (MD) (1-0)

Home: 1-0	Away: 0-0
Neutral: 0-0	Under Coach L: 1-0
Since rebirth in 1985: 1-0	
12/30/13	W, 71-48 H

LOYOLA (N.O.) (9-7)

Home: 6-3	Away: 3-4
Neutral: 0-0	Under Coach L: 0-0
Since rebirth in 1985: 0-0	
12/10/52	L, 71-54 A
12/10/55	W, 83-82 A
12/10/57	L, 76-52 H
1/25/58	W, 89-82 H
2/16/59	W, 93-84 H
12/12/59	W, 86-70 A
2/11/61	W, 65-61 H
2/10/62	L, 113-70 H
2/15/64	W, 97-90 OT A
2/13/65	W, 115-86 H
2/19/66	L, 89-76 A
2/11/67	W, 68-66 H
2/17/68	L, 86-84 A
2/15/69	W, 89-80 H
1/31/70	L, 98-84 A
2/6/71	L, 107-88 H

LUBBOCK CHRISTIAN (1-0)

Home: 1-0	Away: 0-0
Neutral: 0-0	Under Coach L: 0-0
Since rebirth in 1985: 1-0	
11/21/03	W, 86-66 H

M - M - M

MAINE (1-0)

Home: 0-0	Away: 0-0
Neutral: 1-0	Under Coach L: 0-0
Since rebirth in 1985: 1-0	
11/29/91	W, 62-57 N

MANHATTAN (1-0)

Home: 1-0	Away: 0-0
Neutral: 0-0	Under Coach L: 0-0
Since rebirth in 1985: 1-0	
12/28/85	W, 79-61 H

MARIST (2-1)

Home: 0-1	Away: 1-0
Neutral: 1-0	Under Coach L: 0-0
Since rebirth in 1985: 2-1	
2/1/88	W, 79-76 OT A
2/18/88	L, 73-62 H
11/15/07	W, 85-61 N

MARQUETTE (2-3)

Home: 2-0	Away: 0-2
Neutral: 0-1	Under Coach L: 0-1
Since rebirth in 1985: 2-3	
3/5/86	L, 84-62 A
1/24/87	W, 91-89 OT H
1/16/88	L, 65-51 A
1/28/89	W, 106-90 H
3/28/13	5/4 15/16 L, 71-61 N

MARSHALL (2-1)

Home: 1-1	Away: 0-0
Neutral: 1-0	Under Coach L: 0-0
Since rebirth in 1985: 1-0	
1941-42	L, 37-33 H
2/23/71	W, 89-88 H
12/27/91	W, 70-55 N

MARYLAND (13-9)

Home: 10-4	Away: 1-5
Neutral: 2-0	Under Coach L: 2-2
Since rebirth in 1985: 9-5	
1/28/49	L, 43-42 H
1/29/49	W, 58-48 H
2/1/54	L, 63-57 H
1/22/62	L, 71-68 H
12/29/64	W, 80-73 H
1/30/68	W, 93-73 H
12/21/68	W, 92-85 N
12/29/70	L, 111-77 H
2/5/05	-- 22/24 W, 75-73 OT H
1/7/06	-- 14/12 W, 84-70 H
3/1/06	L, 65-61 A
1/10/07	-- /25 W, 63-58 A
3/8/07	-- 17/21 W, 67-62 N
2/23/08	W, 78-63 H
1/14/09	W, 62-60 H
1/31/09	L, 73-68 A
1/26/10	L, 81-59 A
3/2/11	W, 80-66 H
2/1/12	W, 90-86 20T H
2/21/12	L, 75-70 A
1/13/13	W, 54-47 H
1/29/14	L, 74-71 A



ALL-TIME SERIES RESULTS

DATE / MIAMI RANK / OPPONENT RANK / RESULT / LOCATION

MD-BALTIMORE COUNTY (3-0)

Home: 3-0	Away: 0-0
Neutral: 0-0	Under Coach L: 0-0
Since rebirth in 1985: 3-0	
1/11/88	W, 75-56 H
11/27/89	W, 91-74 H
12/9/03	W, 61-52 H

MD-EASTERN SHORE (3-0)

Home: 3-0	Away: 0-0
Neutral: 0-0	Under Coach L: 0-0
Since rebirth in 1985: 3-0	
2/12/86	W, 77-55 H
1/14/87	W, 88-66 H
11/25/88	W, 108-80 H

MASSACHUSETTS (4-0)

Home: 2-0	Away: 2-0
Neutral: 0-0	Under Coach L: 2-0
Since rebirth in 1985: 4-0	
12/12/04	W, 80-53 H
1/2/07	W, 72-71 A
12/3/11	W, 83-75 H
12/01/12	W, 75-62 A

MCDILL FIELD (2-0)

Home: 0-0	Away: 2-0
Neutral: 0-0	Under Coach L: 0-0
Since rebirth in 1985: 0-0	
2/19/46	W, 54-50 A
1/31/48	W, 67-48 A

MCNEESE STATE (1-0)

Home: 1-0	Away: 0-0
Neutral: 0-0	Under Coach L: 0-0
Since rebirth in 1985: 1-0	
11/24/10	W, 79-59 H

MEMPHIS (5-8)

Home: 3-2	Away: 2-5
Neutral: 0-1	Under Coach L: 0-1
Since rebirth in 1985: 3-5	
1/4/56	L, 79-71 N
1/18/64	W, 78-69 H
2/15/66	L, 86-72 A
2/2/67	W, 88-63 H
2/13/68	L, 67-44 A
1/21/91	L, 80-72 A
2/11/91	L, 83-82 OT H
12/22/97	W, 65-57 A
12/22/98	W, 80-64 A
12/4/99	L, 82-72 A
12/21/00	W, 66-57 H
11/15/10	-- 19/19 L, 72-68 A
12/6/11	-- 21/20 L, 71-54 H
Formerly Memphis State University	

MERCER (1-1)

Home: 1-0	Away: 0-1
Neutral: 0-0	Under Coach L: 0-0
Since rebirth in 1985: 1-0	
1938-39	L, 56-37 A
2/3/90	W, 53-47 H

MIAMI BEACH (1-0)

Home: 1-0	Away: 0-0
Neutral: 0-0	Under Coach L: 0-0
Since rebirth in 1985: 0-0	
1928-29	W, 66-18 H

MIAMI BEACH ALL-STARS (1-0)

Home: 1-0	Away: 0-0
Neutral: 0-0	Under Coach L: 0-0
Since rebirth in 1985: 0-0	
12/3/52	W, 70-45 H

MIAMI BEACH CANOE CLUB (2-0)

Home: 2-0	Away: 0-0
Neutral: 0-0	Under Coach L: 0-0
Since rebirth in 1985: 0-0	
2/21/28	W, 52-21 H
2/23/28	W, 18-9 H

MIAMI (OHIO) (5-4)

Home: 4-2	Away: 1-1
Neutral: 0-1	Under Coach L: 0-0
Since rebirth in 1985: 0-1	
1/17/47	L, 60-44 A
1/10/55	L, 75-73 H
12/30/58	L, 89-87 OT H
12/21/59	W, 83-78 A
1/4/61	W, 102-100 20TH
12/28/61	W, 83-73 H
2/2/65	-- 20 W, 100-85 H
2/22/69	W, 74-68 H
12/27/90	L, 101-99 20T N

MICHIGAN (0-4)

Home: 0-0	Away: 0-3
Neutral: 0-1	Under Coach L: 0-0
Since rebirth in 1985: 0-4	
11/27/87	-- 9 L, 109-76 N
3/13/97	L, 76-63 A
11/29/05	L, 74-53 A
3/22/06	L, 71-65 A

MICHIGAN STATE (1-0)

Home: 1-0	Away: 0-0
Neutral: 0-0	Under Coach L: 1-0
Since rebirth in 1985: 1-0	
11/28/12	-- 13/14 W, 67-59 H

MINNESOTA (1-1)

Home: 1-1	Away: 0-0
Neutral: 0-0	Under Coach L: 0-1
Since rebirth in 1985: 1-1	
12/2/09	W, 63-58 H
3/19/12	L, 78-60 H

MISSISSIPPI (3-1)

Home: 3-0	Away: 0-1
Neutral: 0-0	Under Coach L: 0-1
Since rebirth in 1985: 1-1	
12/21/49	W, 82-67 H
12/22/49	W, 55-43 H
11/30/10	W, 86-73 H
11/25/11 (OT)	L, 64-61 A

MISSISSIPPI COLLEGE (1-0)

Home: 1-0	Away: 0-0
Neutral: 0-0	Under Coach L: 0-0
Since rebirth in 1985: 0-0	
1/19/56	W, 89-84 H

MISSISSIPPI STATE (2-2)

Home: 0-1	Away: 1-0
Neutral: 1-1	Under Coach L: 0-0
Since rebirth in 1985: 2-1	
12/13/57	L, 66-64 N
12/28/90	W, 74-67 N
12/11/06	L, 70-52 H
12/13/07	W, 64-58 A

MISSOURI (0-1)

Home: 0-0	Away: 0-0
Neutral: 0-1	Under Coach L: 0-0
Since rebirth in 1985: 0-1	
3/14/02	21/21 -- L, 93-80 N

MISSOURI STATE (1-0)

Home: 1-0	Away: 0-0
Neutral: 0-0	Under Coach L: 0-0
Since rebirth in 1985: 1-0	
3/21/11	W, 81-72 H

MONMOUTH (1-1)

Home: 1-1	Away: 0-0
Neutral: 0-0	Under Coach L: 0-0
Since rebirth in 1985: 1-1	
2/4/88	L, 64-62 OT H
11/23/99	/24 -- W, 67-46 H

MOREHEAD STATE (4-3)

Home: 3-2	Away: 1-1
Neutral: 0-0	Under Coach L: 0-0
Since rebirth in 1985: 0-0	
1/18/47	W, 61-56 A
2/20/56	L, 102-89 H
2/23/59	W, 102-85 H
2/23/61	W, 85-70 H
12/4/61	L, 107-81 A
2/1/69	W, 92-91 OT H
2/1/71	L, 76-75 H

MORGAN STATE (2-0)

Home: 2-0	Away: 0-0
Neutral: 0-0	Under Coach L: 0-0
Since rebirth in 1985: 2-0	
11/19/05	W, 83-51 H
11/24/07	W, 55-51 H

MOUNT ST. MARY'S (1-0)

Home: 0-0	Away: 1-0
Neutral: 0-0	Under Coach L: 0-0
Since rebirth in 1985: 0-0	
12/8/66	W, 86-83 A

MUFFETS (2-0)

Home: 2-0	Away: 0-0
Neutral: 0-0	Under Coach L: 0-0
Since rebirth in 1985: 0-0	
12/14/48	W, 69-51 H
12/6/49	W, 78-37 H

MURRAY STATE (2-1)

Home: 1-1	Away: 1-0
Neutral: 0-0	Under Coach L: 0-0
Since rebirth in 1985: 0-0	
1/30/53	L, 69-65 H
12/14/59	W, 92-80 H
12/8/61	W, 69-67 A

N - N - N

NAVY (0-1)

Home: 0-0	Away: 0-0
Neutral: 0-1	Under Coach L: 0-0
Since rebirth in 1985: 0-1	
2/7/87	L, 78-62 N

NAVY REC. BARRACKS (0-1)

Home: 0-1	Away: 0-0
Neutral: 0-0	Under Coach L: 0-0
Since rebirth in 1985: 0-0	
1/16/46	L, 46-43 H

NEBRASKA (1-4)

Home: 1-2	Away: 0-2
Neutral: 0-0	Under Coach L: 0-1
Since rebirth in 1985: 0-3	
11/30/51	W, 70-60 H
12/18/71	L, 85-58 A
12/16/00	L, 72-64 H
12/30/06	L, 82-67 H
12/4/13	L, 60-49 A

NEVADA (1-1)

Home: 0-0	Away: 1-1
Neutral: 0-0	Under Coach L: 0-0
Since rebirth in 1985: 0-0	
12/14/63	W, 81-78 OT A
12/11/66	L, 89-79 A

NEW HAMPSHIRE (1-0)

Home: 1-0	Away: 0-0
Neutral: 0-0	Under Coach L: 0-0
Since rebirth in 1985: 1-0	
11/23/02	W, 93-58 H

NEW MEXICO (0-2)

Home: 0-1	Away: 0-1
Neutral: 0-0	Under Coach L: 0-0
Since rebirth in 1985: 0-2	
1/29/87	L, 87-78 A
2/1/89	L, 110-93 H

NEW ORLEANS (0-2)

Home: 0-1	Away: 0-1
Neutral: 0-0	Under Coach L: 0-0
Since rebirth in 1985: 0-2	
1/7/86	L, 64-57 A
2/15/86	L, 85-75 H

NEW YORK UNIVERSITY (1-1)

Home: 1-1	Away: 0-0
Neutral: 0-0	Under Coach L: 0-0
Since rebirth in 1985: 0-0	
12/29/54	L, 74-67 H
12/28/67	W, 102-91 H



ALL-TIME SERIES RESULTS

DATE / MIAMI RANK / OPPONENT RANK / RESULT / LOCATION

NIAGARA (1-0)

Home: 0-0	Away: 1-0
Neutral: 0-0	Under Coach L: 0-0
Since rebirth in 1985: 0-0	
12/10/64	W, 74-67 A

NORFOLK STATE (2-0)

Home: 2-0	Away: 0-0
Neutral: 0-0	Under Coach L: 1-0
Since rebirth in 1985: 2-0	
1/02/05	W, 76-58 H
2/1/14	W, 64-49 H

NORTH CAROLINA (6-19)

Home: 2-8	Away: 3-9
Neutral: 1-2	Under Coach L: 4-3
Since rebirth in 1985: 6-17	
1/13/50	L, 55-53 H
1/14/50	L, 66-51 H
12/6/86	-- 1 L, 122-77 A
2/5/90	-- 25 L, 87-74 A
12/18/99	-- 7/9 L, 78-68 N
12/4/00	-- 14/12 L, 67-45 A
1/4/03	W, 64-61 OT H
1/7/04	-- 12/13 L, 89-64 A
1/22/05	-- 6/6 L, 87-67 A
1/14/06	-- 20/20 W, 81-70 A
2/12/06	-- 23/24 L, 80-70 H
1/31/07	-- 3/3 L, 105-64 A
1/23/08	-- 5/4 L, 98-82 H
1/17/09	-- 5/6 L, 82-65 A
2/15/09	-- 3/3 L, 69-65 H
3/2/10	L, 69-62 A
1/26/11	L, 74-71 H
3/11/11	-- 6/7 L, 61-59 N
1/10/12	-- 3/3 L, 73-56 A
2/15/12	-- 8/7 L, 73-64 H
1/10/13	W, 68-59 A
2/9/13	8/11 -- W, 87-61 H
3/17/13	9/10 -- W, 87-77 N
1/8/14	W, 63-57 A
2/28/15	-- 15/18 L, 64-73 H

NORTH CAROLINA A&T (4-0)

Home: 4-0	Away: 0-0
Neutral: 0-0	Under Coach L: 0-0
Since rebirth in 1985: 4-0	
12/22/03	W, 81-62 H
11/22/05	W, 87-62 H
12/23/07	22/22 -- W, 95-64 H
12/21/09	W, 80-59 H

UNC ASHEVILLE (1-0)

Home: 1-0	Away: 0-0
Neutral: 0-0	Under Coach L: 0-0
Since rebirth in 1985: 1-0	
12/1/93	W, 82-60 H

NC CENTRAL (4-0)

Home: 4-0	Away: 0-0
Neutral: 0-0	Under Coach L: 1-0
Since rebirth in 1985: 4-0	
1/3/09	W, 76-42 H
11/14/09	W, 83-53 H
11/19/10	W, 88-65 H
03/17/15	W, 75-71 H

UNC GREENSBORO (2-0)

Home: 1-0	Away: 1-0
Neutral: 0-0	Under Coach L: 1-0
Since rebirth in 1985: 2-0	
2/15/11	W, 78-58 A
1/2/12	W, 99-89 H

NC STATE (8-11)

Home: 4-4	Away: 2-6
Neutral: 2-1	Under Coach L: 4-4
Since rebirth in 1985: 8-10	
1939-40	L, 46-35 A
1/09/05	-- /24 W, 67-66 H
12/18/05	-- 21/19 L, 81-69 A
2/8/06	-- 16/15 L, 86-77 2OT H
2/10/07	W, 80-65 H
1/19/08	21/24 -- L, 79-77 OT A
3/13/08	W, 63-50 N
1/27/09	L, 84-81 OT A
3/7/09	W, 72-64 H
2/27/10	L, 71-66 H
1/23/11	L, 72-70 A
1/22/12	L, 78-73 H
2/29/12	L, 77-73 A
2/2/13	14/15 19/19 W, 79-78 A
3/16/13	9/10 -- W, 81-71 N
2/8/14	L, 56-55 H
3/1/14	W, 80-65 A
3/13/14	L, 67-58 N
01/22/15	W, 65-60 H

UNC WILMINGTON (1-1)

Home: 0-1	Away: 0-0
Neutral: 1-0	Under Coach L: 0-0
Since rebirth in 1985: 1-1	
12/29/92	L, 88-73 H
11/20/09	W, 67-60 N

NORTH FLORIDA (3-0)

Home: 3-0	Away: 0-0
Neutral: 0-0	Under Coach L: 1-0
Since rebirth in 1985: 3-0	
12/20/07	22/22 -- W, 85-63 H
12/31/08	W, 94-41 H
11/19/11	W, 75-62 H

NORTHEASTERN (2-0)

Home: 2-0	Away: 0-0
Neutral: 0-0	Under Coach L: 0-0
Since rebirth in 1985: 2-0	
1/31/91	W, 79-63 H
11/25/00	W, 92-86 H

NORTHEASTERN ILLINOIS (2-0)

Home: 2-0	Away: 0-0
Neutral: 0-0	Under Coach L: 0-0
Since rebirth in 1985: 2-0	
11/25/94	W, 66-48 H
11/24/95	W, 81-58 H

NORTHERN IOWA (1-0)

Home: 1-0	Away: 0-0
Neutral: 0-0	Under Coach L: 0-0
Since rebirth in 1985: 1-0	
11/27/98	W, 78-69 H

NORTHWESTERN (0-1)

Home: 0-0	Away: 0-1
Neutral: 0-0	Under Coach L: 0-0
Since rebirth in 1985: 0-1	
11/28/06	L, 61-59 A

NOTRE DAME (8-10)

Home: 4-4	Away: 3-5
Neutral: 1-1	Under Coach L: 1-2
Since rebirth in 1985: 8-10	
2/22/86	-- 14 L, 126-73 H
3/5/87	-- 20 L, 65-49 A
1/27/90	L, 107-60 A
1/12/91	L, 60-52 H
1/23/96	W, 72-64 H
2/28/96	W, 71-59 A
2/25/97	L, 69-60 A
2/14/98	W, 66-57 H
2/22/98	W, 65-59 A
1/9/99	L, 71-68 H
1/25/00	W, 63-49 A
2/26/00	W, 55-52 H
3/9/00	23 -- W, 61-58 N
2/23/02	17/13 L, 90-77 H
1/28/04	L, 72-62 A
2/19/14	W, 71-64 H
01/17/15	-- 12/12 L, 70-75 A
03/12/15	-- 11/9 L, 63-70 N

NOVA SOUTHEASTERN (1-0)

Home: 1-0	Away: 0-0
Neutral: 0-0	Under Coach L: 0-0
Since rebirth in 1985: 1-0	
11/16/09	W, 108-58 H

0-0-0

OHIO STATE (2-2)

Home: 1-2	Away: 0-0
Neutral: 1-0	Under Coach L: 0-0
Since rebirth in 1985: 2-1	
12/21/53	L, 106-81 H
12/27/98	W, 72-64 H
3/19/00	23/25 8/8 W, 75-62 N
12/2/08	21/22 -- L, 73-68 H

OHIO UNIVERSITY (1-1)

Home: 1-1	Away: 0-0
Neutral: 0-0	Under Coach L: 0-0
Since rebirth in 1985: 0-0	
12/18/65	W, 105-100 H
12/30/69	-- 5 L, 99-74 H

OKLAHOMA CITY (5-4)

Home: 5-2	Away: 0-1
Neutral: 1-0	Under Coach L: 0-0
Since rebirth in 1985: 0-0	
2/10/58	W, 83-66 H
1/29/60	11 -- W, 97-84 H
1/6/62	L, 118-113 OT H
1/30/65	W, 115-92 H
1/10/67	W, 111-109 H
2/26/70	L, 91-90 H
12/19/70	L, 94-91 OT N
1/2/71	W, 90-87 H
1/22/71	L, 88-75 A

OKLAHOMA STATE (1-0)

Home: 1-0	Away: 0-0
Neutral: 0-0	Under Coach L: 0-0
Since rebirth in 1985: 1-0	
3/15/06	W, 62-59 H

OLD DOMINION (1-0)

Home: 0-0	Away: 0-0
Neutral: 1-0	Under Coach L: 0-0
Since rebirth in 1985: 1-0	
12/26/88	W, 77-76 N

ORAL ROBERTS (2-1)

Home: 1-0	Away: 0-1
Neutral: 1-0	Under Coach L: 0-0
Since rebirth in 1985: 2-1	
11/28/88	W, 108-103 H
2/25/89	L, 99-92 A
12/21/10	W, 69-56 N

OREGON STATE (0-1)

Home: 0-1	Away: 0-0
Neutral: 0-0	Under Coach L: 0-0
Since rebirth in 1985: 0-0	
12/1/69	L, 86-81 H

P-P-P

PACIFIC (1-0)

Home: 0-0	Away: 0-0
Neutral: 1-0	Under Coach L: 1-0
Since rebirth in 1985: 1-0	
3/22/13	5/4 -- W, 78-49 N

PENN STATE (0-4)

Home: 0-2	Away: 0-2
Neutral: 0-0	Under Coach L: 0-0
Since rebirth in 1985: 0-4	
11/29/86	L, 74-61 H
11/27/90	L, 93-67 A
1/25/91	L, 69-57 H
3/15/95	L, 62-56 A

ALL-TIME SERIES RESULTS

DATE / MIAMI RANK / OPPONENT RANK / RESULT / LOCATION

PENNSYLVANIA (5-3)

Home: 4-3	Away: 0-0
Neutral: 1-0	Under Coach L: 2-0
Since rebirth in 1985: 2-0	
1/2/48	L, 53-46 H
12/29/49	W, 64-62 H
12/30/49	W, 53-51 H
12/29/51	L, 89-64 H
12/28/53	L, 67-54 H
12/27/66	W, 82-78 H
12/28/88	W, 102-69 N
1/2/08	W, 88-62 H

PENSACOLA NAS (2-0)

Home: 2-0	Away: 0-0
Neutral: 0-0	Under Coach L: 0-0
Since rebirth in 1985: 2-0	
2/14/47	W, 69-50 H
2/15/47	W, 64-36 H

PEPPERDINE (2-1)

Home: 1-0	Away: 1-1
Neutral: 0-0	Under Coach L: 0-0
Since rebirth in 1985: 2-0	
12/13/69	L, 93-90 OT A
1/3/10	W, 86-63 A
12/30/10	W, 94-59 H

PI CHI (2-0)

Home: 0-0	Away: 0-0
Neutral: 2-0	Under Coach L: 0-0
Since rebirth in 1985: 0-0	
1939-40	W, 42-29 N
1940-41	W, 45-27 N

PITTSBURGH (17-18)

Home: 10-7	Away: 6-10
Neutral: 1-1	Under Coach L: 1-1
Since rebirth in 1985: 10-14	
12/26/47	W, 43-40 A
12/21/48	W, 58-52 H
12/22/48	L, 80-48 H
1/18/51	L, 81-56 A
2/9/55	L, 78-72 H
12/12/58	L, 69-65 A
12/28/62	W, 86-85 H
12/5/64	W, 85-71 A
1/6/68	W, 100-84 H
12/27/68	W, 72-70 H
12/5/69	W, 85-67 A
1/29/92	L, 82-52 A
2/4/92	L, 77-55 H
3/12/92	W, 83-71 N
1/6/93	-- 24 L, 85-78 A
1/23/93	-- 20 L, 86-84 H
1/12/94	L, 83-55 A
2/1/94	L, 80-71 H
2/18/95	L, 67-61 A
2/25/95	W, 76-68 OT H
1/20/96	W, 66-57 H
1/8/97	L, 76-72 A
2/5/97	W, 78-63 H
1/3/98	W, 73-65 A
1/30/99	23/25 -- L, 60-54 A
2/23/99	11/13 -- W, 85-52 H

2/1/00	W, 64-60 H
2/31/00	W, 74-66 A
1/8/01	L, 62-51 A
3/7/01	L, 78-69 A
1/15/02	24/20 -- W, 76-69 OT H
3/8/02	21/21 7/7 L, 76-71 N
1/10/04	-- 1/10 L, 84-80 2OT H
2/5/14	-- 25/22 L, 59-55 OT H
03/04/15	W, 67-63 A

PONCE DE LEON (0-1)

Home: 0-1	Away: 0-0
Neutral: 0-0	Under Coach L: 0-0
Since rebirth in 1985: 0-0	
1928-29	L, 12-11 H

PRINCETON (1-1)

Home: 1-1	Away: 0-0
Neutral: 0-0	Under Coach L: 0-0
Since rebirth in 1985: 0-0	
12/28/48	W, 37-35 H
12/29/48	L, 62-55 2OT H

PROVIDENCE (15-16)

Home: 7-6	Away: 7-8
Neutral: 1-2	Under Coach L: 0-1
Since rebirth in 1985: 14-15	
12/8/62	W, 82-75 A
3/19/63	L, 106-96 N
1/20/87	L, 92-88 H
1/27/88	W, 83-77 A
1/24/89	-- 20 L, 106-91 H
2/21/90	L, 101-67 A
2/12/92	L, 73-51 H
3/7/92	L, 62-57 A
1/19/93	W, 75-66 H
2/16/93	L, 75-60 A
1/8/94	L, 81-59 A
2/26/94	L, 88-60 H
1/18/95	W, 81-75 A
2/11/95	W, 69-63 H
2/14/96	L, 77-54 A
3/2/96	W, 66-59 H
1/15/97	W, 71-69 H
2/4/98	W, 64-54 H
2/18/98	L, 59-57 A
2/13/99	16/21 -- W, 69-65 A
2/16/00	L, 47-45 H
1/16/01	W, 78-64 A
1/20/01	L, 80-70 H
1/19/02	24/20 -- W, 102-96 OT H
2/26/02	22/18 -- W, 81-65 A
1/29/03	W, 60-57 H
2/18/03	L, 73-63 A
2/21/04	-- 19/17 L, 70-57 A
11/18/07	W, 64-58 N
3/18/09	W, 78-66 A
12/22/14	L, 62-76 N

PURDUE (0-3)

Home: 0-0	Away: 0-1
Neutral: 0-2	Under Coach L: 0-1
Since rebirth in 1985: 0-3	
12/30/87	-- 11 L, 110-82 N
3/14/99	10/12 -- L, 73-63 N
11/29/11	L, 76-65 A

Q - Q - Q

QUINNIPIAC (1-0)

Home: 1-0	Away: 0-0
Neutral: 0-0	Under Coach L: 0-0
Since rebirth in 1985: 1-0	
12/29/99	W, 80-66 H

R - R - R

RADFORD (1-0)

Home: 0-0	Away: 0-0
Neutral: 1-0	Under Coach L: 0-0
Since rebirth in 1985: 1-0	
1/10/87	W, 66-62 N

REDLAND (1-0)

Home: 1-0	Away: 0-0
Neutral: 0-0	Under Coach L: 0-0
Since rebirth in 1985: 0-0	
1928-29	W, 42-11 H

RHODE ISLAND (4-1)

Home: 3-0	Away: 1-0
Neutral: 0-1	Under Coach L: 0-0
Since rebirth in 1985: 0-1	
1/3/62	W, 80-70 H
12/6/62	W, 88-80 A
1/4/64	W, 105-88 H
1/5/70	W, 105-95 H
11/25/03	L, 54-53 N

RICE (1-0)

Home: 0-0	Away: 0-0
Neutral: 1-0	Under Coach L: 0-0
Since rebirth in 1985: 1-0	
12/22/10	W, 73-67 N

RICHMOND (1-0)

Home: 0-0	Away: 1-0
Neutral: 0-0	Under Coach L: 1-0
Since rebirth in 1985: 1-0	
03/24/15	W, 63-61 A

RIDER (1-0)

Home: 1-0	Away: 0-0
Neutral: 0-0	Under Coach L: 0-0
Since rebirth in 1985: 1-0	
12/18/85	W, 81-58 H

RIO GRANDE (0-1)

Home: 0-1	Away: 0-0
Neutral: 0-0	Under Coach L: 0-0
Since rebirth in 1985: 0-0	
12/19/53	L, 89-88 H

ROBERT MORRIS (2-0)

Home: 2-0	Away: 0-0
Neutral: 0-0	Under Coach L: 0-0
Since rebirth in 1985: 2-0	
11/30/94	W, 66-51 H
12/14/08	/25 -- W, 70-62 H

ROLLINS (36-13)

Home: 20-4	Away: 16-9
Neutral: 0-0	Under Coach L: 0-0
Since rebirth in 1985: 0-0	
1/14/28	W, 52-15 H
1/23/28	L, 32-21 A
1928-29	W, 34-15 H
1928-29	W, 34-13 A
1930-31	L, 32-22 H
1930-31	W, 41-39 H
1930-31	L, 39-36 A
1930-31	L, 26-22 A
1938-39	W, 48-29 H
1938-39	L, 49-45 H
1938-39	W, 52-39 A
1938-39	L, 42-28 A
1939-40	L, 51-50 H
1939-40	L, 38-25 H
1939-40	L, 56-49 A
1939-40	W, 50-49 A
1940-41	W, 55-29 H
1940-41	W, 57-41 H
1940-41	W, 44-35 A
2/11/50	W, 70-54 A
12/7/50	L, 59-58 A
1/10/51	W, 79-54 H
12/15/51	L, 78-63 A
2/15/52	W, 98-61 H
2/5/53	W, 68-60 A
2/12/53	W, 95-69 H
2/4/54	L, 85-71 A
1/8/55	W, 93-76 H
2/12/55	W, 77-69 A
1/21/56	W, 86-72 H
2/9/56	W, 89-82 A
1/19/57	W, 63-51 H
2/7/57	W, 93-86 A
1/13/58	W, 90-71 H
1/30/58	L, 72-68 A
12/3/58	W, 104-87 H
2/6/59	W, 84-81 A
12/1/59	W, 110-86 H
2/2/60	11 -- W, 90-79 A
12/1/60	W, 80-62 A
2/1/61	W, 103-75 H
1/31/62	W, 89-67 A
2/19/62	W, 92-54 H
1/30/63	18 -- W, 120-72 A
2/12/63	W, 144-75 H
12/19/63	W, 108-90 H
1/28/64	W, 127-85 A
1/23/65	/t-19 -- W, 128-95 A
2/23/65	/17 W, 148-79 H



ALL-TIME SERIES RESULTS

DATE / MIAMI RANK / OPPONENT RANK / RESULT / LOCATION

RUTGERS (9-5)

Home: 5-0		Away: 3-5	
Neutral: 1-0		Under Coach L: 1-0	
Since rebirth in 1985: 9-5			
1/3/89		W, 99-94	OT A
2/25/96		L, 71-55	A
3/6/96		W, 77-67	N
2/2/97		L, 60-59	A
2/8/97		W, 53-50	H
12/2/97		W, 63-55	H
1/13/99		W, 74-62	A
2/27/99	11/13	--	W, 68-63
2/5/00		W, 58-52	A
2/17/02	13/11	--	L, 64-61
1/21/04		W, 73-63	H
2/4/04		L, 72-70	OT A
11/21/10		L, 61-45	A
11/15/11		W, 72-57	H

S-S-S

SACRED HEART (1-0)

Home: 1-0		Away: 0-0	
Neutral: 0-0		Under Coach L: 0-0	
Since rebirth in 1985: 1-0			
1/2/06		W, 63-57	H

ST. FRANCIS BROOKLYN (1-1)

Home: 0-1		Away: 0-0	
Neutral: 1-0		Under Coach L: 0-1	
Since rebirth in 1985: 0-1			
3/16/63		W, 71-70	N
11/8/13		L, 66-62	OT H

ST. FRANCIS (PA) (2-0)

Home: 2-0		Away: 0-0	
Neutral: 0-0		Under Coach L: 0-0	
Since rebirth in 1985: 2-0			
1/5/87		W, 85-82	H
12/30/01	24/23	--	W, 71-48

ST. JOHN'S (14-16)

Home: 8-6		Away: 5-9	
Neutral: 1-1		Under Coach L: 0-0	
Since rebirth in 1985: 13-14			
1/3/63		W, 67-59	A
12/12/64	--	10/13	L, 79-77
2/25/67	--	17	L, 97-70
1/4/92		L, 83-69	A
1/14/92	--	17	W, 45-42
1/16/93		L, 78-74	A
2/20/93	--	25	W, 82-77
1/22/94		L, 75-63	H
2/8/94		L, 78-63	A
1/11/95		W, 82-79	A
2/13/95		W, 71-69	H
2/20/96		W, 96-91	20T H
12/3/96		L, 61-57	H
2/22/97		L, 77-73	A
3/5/97		W, 76-68	OT N
1/13/98		L, 73-64	A
1/6/99	--	10/9	W, 84-79
2/3/99	25	9/10	W, 73-70
3/5/99	--	9/10	L, 62-59
3/5/00	9/10	18/21	W, 74-70

3/10/00	23	19/20	L, 58-57	N
1/22/01			L, 67-63	OT A
2/10/01			L, 85-79	20T H
1/8/02	21/20		L, 71-60	A
2/13/02	13/11		W, 79-56	H
2/2/03			L, 77-74	A
3/8/03			L, 76-73	H
1/14/04			W, 70-64	A
12/2/07			W, 66-47	H
12/27/08			W, 70-56	A

ST. JOSEPH'S (PA) (1-3)

Home: 1-0		Away: 0-2	
Neutral: 0-1		Under Coach L: 0-0	
Since rebirth in 1985: 1-1			
1/20/51		L, 58-47	A
3/12/64		L, 86-76	N
1/3/91		L, 92-79	A
2/6/91		W, 87-64	H

ST. LOUIS (0-2)

Home: 0-0		Away: 0-0	
Neutral: 0-2		Under Coach L: 0-0	
Since rebirth in 1985: 0-1			
3/16/61		L, 58-56	N
12/23/88		L, 86-71	N

ST. MARY'S (CA) (5-0)

Home: 4-0		Away: 1-0	
Neutral: 0-0		Under Coach L: 0-0	
Since rebirth in 1985: 1-0			
12/12/63		W, 101-86	A
12/15/64		W, 89-77	H
12/4/67		W, 77-70	H
12/19/69		W, 91-84	H
3/21/08		W, 78-64	N

ST. PETER'S (1-0)

Home: 1-0		Away: 0-0	
Neutral: 0-0		Under Coach L: 0-0	
Since rebirth in 1985: 0-0			
1/19/63		W, 91-75	H

ST. THOMAS (2-0)

Home: 2-0		Away: 0-0	
Neutral: 0-0		Under Coach L: 0-0	
Since rebirth in 1985: 1-0			
12/3/69		W, 62-60	H
12/17/87		W, 71-47	H
Formerly Biscayne College			

SAM HOUSTON STATE (1-0)

Home: 1-0		Away: 0-0	
Neutral: 0-0		Under Coach L: 0-0	
Since rebirth in 1985: 1-0			
12/17/93		W, 73-58	H

SAN DIEGO (1-0)

Home: 0-0		Away: 0-0	
Neutral: 1-0		Under Coach L: 0-0	
Since rebirth in 1985: 1-0			
11/24/08	22/21	--	W, 80-45

SAN DIEGO STATE (1-1)

Home: 0-1		Away: 1-0	
Neutral: 0-0		Under Coach L: 0-0	
Since rebirth in 1985: 1-1			
1/31/87		W, 83-82	OT A
2/6/88		L, 56-49	H

SAN FRANCISCO (2-1)

Home: 1-0		Away: 1-1	
Neutral: 0-0		Under Coach L: 0-0	
Since rebirth in 1985: 0-0			
12/8/60		W, 68-56	A
12/17/63		W, 95-83	H
12/9/65	--	11	L, 105-89

SANTA CLARA (0-3)

Home: 0-0		Away: 0-3	
Neutral: 0-0		Under Coach L: 0-0	
Since rebirth in 1985: 0-0			
12/6/60		L, 66-65	A
12/10/63		L, 86-77	A
12/7/65		L, 78-74	A

SAVANNAH STATE (5-0)

Home: 4-0		Away: 1-0	
Neutral: 0-0		Under Coach L: 2-0	
Since rebirth in 1985: 5-0			
3/2/89		W, 107-98	H
11/30/02		W, 91-57	H
1/3/04		W, 105-65	H
12/19/13		W, 68-51	A
12/08/14	20/21	--	W, 70-39

SEBRING A.C. (1-0)

Home: 0-0		Away: 1-0	
Neutral: 0-0		Under Coach L: 0-0	
Since rebirth in 1985: 0-0			
2/16/28		W, 36-23	A

SEBRING FIREMEN (1-0)

Home: 0-0		Away: 1-0	
Neutral: 0-0		Under Coach L: 0-0	
Since rebirth in 1985: 0-0			
1930-31		W, 38-35	A

SETON HALL (8-15)

Home: 5-7		Away: 3-6	
Neutral: 0-2		Under Coach L: 0-0	
Since rebirth in 1985: 7-13			
12/29/56		L, 92-80	H
12/29/69		L, 93-90	H
1/4/71		W, 89-81	H
1/7/92	--	18	L, 64-52
3/4/92	--	22	L, 90-82
12/7/92	--	6	L, 65-56
2/23/93	--	14	L, 85-73
1/26/94		L, 77-48	H
2/19/94		L, 85-63	A
3/10/94		L, 69-51	N
1/2/95		L, 72-54	A
2/22/95		W, 61-57	H
12/2/95		W, 80-70	H
1/10/96		L, 66-63	A
2/10/97		W, 61-51	A
12/31/97		W, 78-65	A

2/24/98			L, 76-71	H
1/27/99	23/25	--	W, 77-71	H
1/11/00			W, 71-64	A
2/1/01	--	22/25	W, 72-66	H
1/18/03			L, 76-53	A
3/12/03			L, 67-52	N
2/24/04			L, 76-66	H

7TH NAVAL DISTRICT (0-1)

Home: 0-1		Away: 0-0	
Neutral: 0-0		Under Coach L: 0-0	
Since rebirth in 1985: 0-0			
1/17/46		L, 53-19	H

SHENANDOAH PRESB. (1-0)

Under Coach L: 0-0			
Since rebirth in 1985: 0-0			
1940-41		W, 50-36	

SOUTH ALABAMA (1-0)

Home: 1-0		Away: 0-0	
Neutral: 0-0		Under Coach L: 1-0	
Since rebirth in 1985: 1-0			
11/28/14	17/20	--	W, 87-75

SOUTH CAROLINA (6-3)

Home: 5-2		Away: 0-1	
Neutral: 1-0		Under Coach L: 0-0	
Since rebirth in 1985: 1-2			
12/17/48		W, 59-40	H
12/18/48		W, 65-64	H
12/14/49		W, 64-54	H
12/15/49		W, 57-56	H
2/5/55		L, 83-77	H
1/2/60	15	--	W, 107-106
12/5/87		L, 76-63	H
3/15/05		L, 69-67	A
11/22/09		W, 85-70	N

SOUTH CAROLINA STATE (1-1)

Home: 1-1		Away: 0-0	
Neutral: 0-0		Under Coach L: 0-0	
Since rebirth in 1985: 1-1			
11/23/04		L, 60-50	H
12/12/09		W, 91-54	H

SOUTH CAROLINA UPSTATE (1-0)

Home: 1-0		Away: 0-0	
Neutral: 0-0		Under Coach L: 0-0	
Since rebirth in 1985: 1-0			
11/28/09		W, 70-41	H

SOUTH FLORIDA (6-2)

Home: 4-0		Away: 2-2	
Neutral: 0-0		Under Coach L: 0-0	
Since rebirth in 1985: 6-2			
1/23/88		W, 80-75	H
3/1/88		W, 92-71	A
2/6/89		W, 106-104	20T H
2/18/89		W, 85-78	A
1/6/90		L, 93-77	A
2/24/90		W, 81-73	H
12/5/90		L, 79-71	A
2/25/91		W, 67-58	H



ALL-TIME SERIES RESULTS

DATE / MIAMI RANK / OPPONENT RANK / RESULT / LOCATION

SOUTHERN CALIFORNIA (0-2)

Home: 0-0 Away: 0-1
Neutral: 0-1 Under Coach L: 0-0
Since rebirth in 1985: 0-2

12/1/90	L, 92-71	A
12/27/92	L, 86-66	N

SOUTHERN ILLINOIS (1-0)

Home: 0-0 Away: 1-0
Neutral: 0-0 Under Coach L: 0-0
Since rebirth in 1985: 1-0

11/14/97	W, 73-61	A
----------	----------	---

SMU (0-2)

Home: 0-1 Away: 0-1
Neutral: 0-0 Under Coach L: 0-0
Since rebirth in 1985: 0-2

12/19/90	L, 93-88	2OT A
12/20/91	L, 69-60	H

SOUTHERN MISS (2-1)

Home: 1-0 Away: 0-1
Neutral: 1-0 Under Coach L: 0-0
Since rebirth in 1985: 1-0
Formerly Mississippi Southern

12/1/55	L, 63-61	A
2/16/57	W, 85-78	H
11/21/08	17/16 -- W, 70-60	N

SOUTHWEST TEXAS STATE (0-1)

Home: 0-1 Away: 0-0
Neutral: 0-0 Under Coach L: 0-0
Since rebirth in 1985: 0-0

12/4/92	L, 60-57	H
---------	----------	---

SPRING HILL COLLEGE (0-2)

Home: 0-1 Away: 0-1
Neutral: 0-0 Under Coach L: 0-0
Since rebirth in 1985: 0-0

12/14/55	L, 79-71	A
2/2/57	L, 84-75	H

STANFORD (1-2)

Home: 0-0 Away: 0-1
Neutral: 1-1 Under Coach L: 0-1
Since rebirth in 1985: 1-2

12/30/86	W, 71-58	N
1/16/89	L, 93-59	A
4/2/15	L, 64-66	OT N

STETSON (48-34)

Home: 30-13 Away: 19-20
Neutral: 0-0 Under Coach L: 1-0
Since rebirth in 1985: 2-0

1/20/28	W, 33-25	H
1/24/28	L, 32-26	A
1928-29	W, 35-13	H
1928-29	L, 20-13	A
1930-31	L, 36-16	H
1930-31	L, 37-15	A
1939-40	L, 33-29	H
1939-40	L, 39-27	H
1939-40	L, 48-42	A
1939-40	L, 46-37	A

1940-41	L, 46-29	H
1940-41	L, 51-41	H
1940-41	L, 45-40	A
1940-41	W, 40-35	A
1941-42	L, 47-42	A
1941-42	L, 42-34	A
1941-42	L, 44-37	H
1941-42	W, 46-36	H
1/24/47	L, 53-46	H
1/25/47	W, 74-50	H
2/21/47	W, 54-41	A
2/22/47	W, 44-38	A
1/16/48	L, 49-46	A
1/17/48	W, 59-39	A
2/14/48	L, 41-36	H
2/5/49	W, 53-42	H
2/11/49	W, 81-46	A
2/12/49	W, 70-58	A
1/7/50	W, 65-58	H
2/8/50	W, 88-61	A
2/9/50	W, 82-63	A
1/24/51	W, 82-55	H
2/14/51	W, 78-66	A
1/14/52	W, 88-57	H
2/9/52	W, 80-74	A
1/12/53	W, 71-70	H
2/4/53	L, 80-77	A
1/18/54	L, 85-63	H
2/11/54	L, 108-56	A
2/14/55	L, 89-85	A
2/22/55	W, 79-77	H
1/16/56	W, 85-79	H
2/8/56	L, 91-84	A
1/7/57	W, 89-81	H
2/6/57	L, 95-93	A
1/8/58	W, 103-80	H
2/15/58	W, 92-85	A
2/5/59	L, 110-97	A
2/19/59	W, 99-81	H
2/5/60	W, 94-86	A
2/11/60	10 -- L, 73-72	H
2/3/61	L, 76-68	A
2/15/61	W, 91-84	H
2/2/62	W, 79-70	A
2/13/62	W, 86-78	H
2/1/63	18 -- L, 66-64	A
2/26/63	W, 75-60	H
1/31/64	W, 81-75	A
2/22/64	W, 87-70	H
2/4/65	W, 86-84	A
2/16/65	W, 95-84	H
1/27/66	W, 89-78	A
2/24/66	W, 86-77	H
1/26/67	L, 56-53	A
2/14/67	W, 95-84	H
1/26/68	W, 72-67	A
2/20/68	W, 88-71	H
1/29/69	W, 98-90	A
2/4/69	L, 87-83	H
1/24/70	L, 116-88	A
2/21/70	L, 95-86	H
1/30/71	L, 90-74	A
2/8/71	L, 91-76	H
12/2/03	W, 91-70	H

12/18/04	W, 81-50	H
12/27/05	W, 65-56	H
12/16/06	W, 89-64	H
12/17/07	22/22 -- W, 89-53	H
11/29/08	22/21 -- W, 79-65	H
12/16/09	W, 69-49	A
12/12/10	W, 68-54	H
11/09/12	W, 87-79	H

SYRACUSE (6-16)

Home: 3-9 Away: 3-7
Neutral: 0-0 Under Coach L: 1-2
Since rebirth in 1985: 6-15

12/28/63	L, 86-85	OT H
1/11/92	-- 20 L, 73-57	A
2/29/92	-- 22 L, 68-63	H
1/9/93	-- 21 L, 89-81	A
2/6/93	W, 81-74	H
12/22/93	-- 21/18 L, 81-52	A
3/1/94	-- 14 L, 71-69	H
12/6/94	-- 19/19 L, 83-65	H
1/28/95	-- 6/6 L, 76-51	A
1/3/96	-- 11/12 W, 75-66	H
2/1/96	-- 18/16 L, 72-51	A
12/7/96	-- 19/17 W, 67-63	H
1/18/98	-- 15/15 L, 85-67	A
2/10/98	-- 23/20 L, 72-63	H
2/8/99	16/21 18/17 W, 76-63	A
1/8/00	-- 7/8 L, 67-55	H
2/13/01	-- 10/7 W, 68-57	A
1/26/03	L, 54-49	H
2/14/04	-- /25 L, 91-74	H
1/4/14	-- 2/2 L, 49-44	A
1/25/14	-- 2/2 L, 64-52	H
01/24/15	W, 66-62	A

T-T-T

TAMPA (44-10)

Home: 24-3 Away: 20-7
Neutral: 0-0 Under Coach L: 0-0
Since rebirth in 1985: 0-0

1939-40	W, 39-31	A
1941-42	W, 38-34	H
1941-42	W, 52-38	H
2/18/46	W, 44-23	A
1/10/47	W, 53-27	H
1/11/47	W, 52-34	H
1/31/47	W, 53-25	A
2/1/47	W, 82-36	A
12/12/47	L, 47-35	H
12/13/47	W, 58-46	H
2/3/48	W, 60-55	A
2/4/48	W, 86-67	A
2/19/49	W, 74-57	H
2/25/49	L, 81-58	A
1/6/50	W, 76-61	H
2/6/50	L, 67-55	A
1/12/51	L, 77-75	OT H
2/24/51	L, 94-74	A
1/18/52	W, 87-61	H
2/23/52	W, 87-78	A
1/16/53	L, 72-65	H
2/21/53	L, 86-84	A

2/12/54	W, 69-65	A
2/22/54	W, 67-59	H
1/17/55	W, 103-76	H
2/17/55	W, 105-89	A
12/6/55	W, 96-59	H
2/11/56	W, 94-74	A
12/11/56	W, 97-84	H
2/9/57	W, 78-77	A
12/5/57	W, 69-67	H
1/31/58	W, 90-84	A
12/5/58	W, 113-71	H
2/3/59	W, 86-84	A
12/5/59	W, 98-65	H
2/3/60	W, 74-73	A
12/3/60	W, 93-64	H
2/18/61	W, 108-99	A
1/30/62	L, 113-95	A
2/17/62	W, 96-81	H
1/29/63	W, 78-76	A
2/18/63	W, 112-91	H
12/3/63	W, 101-95	H
1/29/64	W, 134-104	A
12/1/64	W, 136-119	A
2/9/65	W, 141-110	H
12/1/65	W, 120-91	H
1/29/66	W, 83-71	A
12/1/66	W, 72-63	A
1/16/67	W, 97-86	H
12/12/67	W, 104-103	H
1/10/68	L, 78-76	A
1/6/69	L, 62-61	A
2/18/69	W, 95-79	H

TEACHERS COLL. OF CONN. (1-0)

Home: 1-0 Away: 0-0
Neutral: 0-0 Under Coach L: 0-0
Since rebirth in 1985: 0-0

12/15/50	W, 60-48	H
----------	----------	---

TEMPLE (2-2)

Home: 0-1 Away: 0-1
Neutral: 2-0 Under Coach L: 1-0
Since rebirth in 1985: 2-1

12/29/61	L, 85-67	H
12/20/03	W, 72-66	N
12/27/05	L, 73-56	A
03/31/15	W, 60-57	N

TENNESSEE (1-3)

Home: 0-1 Away: 0-1
Neutral: 1-1 Under coach L: 0-0
Since rebirth in 1985: 1-2

12/17/54	L, 89-80	N
12/1/91	W, 72-60	N
12/27/95	L, 56-54	H
12/22/96	L, 78-65	A

TENNESSEE-MARTIN (1-0)

Home: 1-0 Away: 0-0
Neutral: 0-0 Under Coach L: 0-0
Since rebirth in 1985: 1-0

12/29/00	W, 70-54	H
----------	----------	---



ALL-TIME SERIES RESULTS

DATE / MIAMI RANK / OPPONENT RANK / RESULT / LOCATION

TENNESSEE TECH (4-0)

Home: 3-0	Away: 0-0
Neutral: 1-0	Under Coach L: 1-0
Since rebirth in 1985: 3-0	
3/7/47	W, 55-51 N
2/8/89	W, 111-101 H
12/23/04	W, 69-57 H
11/11/11	W, 69-58 H

TEXAS (1-2)

Home: 1-0	Away: 0-1
Neutral: 0-1	Under Coach L: 0-0
Since rebirth in 1985: 1-2	
12/19/87	W, 85-56 H
2/22/89	L, 123-104 A
3/23/08 -- 7/7	L, 75-72 N

TEXAS A&M (3-0)

Home: 2-0	Away: 1-0
Neutral: 0-0	Under Coach L: 0-0
Since rebirth in 1985: 2-0	
12/19/56	W, 86-80 H
12/9/01	W, 64-55 A
11/26/02	W, 78-72 H

TEXAS-ARLINGTON (1-0)

Home: 0-0	Away: 0-0
Neutral: 1-0	Under Coach L: 0-0
Since rebirth in 1985: 1-0	
11/13/05	W, 76-65 N

TEXAS CHRISTIAN (0-1)

Home: 0-0	Away: 0-0
Neutral: 0-1	Under Coach L: 0-0
Since rebirth in 1985: 0-0	
12/14/57	L, 82-59 N

TEXAS SOUTHERN (1-0)

Home: 1-0	Away: 0-0
Neutral: 0-0	Under Coach L: 1-0
Since rebirth in 1985: 1-0	
11/14/13	W, 84-69 H

TEXAS TECH (1-0)

Home: 1-0	Away: 0-0
Neutral: 0-0	Under Coach L: 0-0
Since rebirth in 1985: 0-0	
12/22/52	W, 79-64 H

TOLEDO (1-0)

Home: 0-0	Away: 1-0
Neutral: 0-0	Under Coach L: 0-0
Since rebirth in 1985: 0-0	
12/6/56	W, 68-67 A

TORONTO (1-0)

Home: 1-0	Away: 0-0
Neutral: 0-0	Under Coach L: 0-0
Since rebirth in 1985: 0-0	
1/8/59	W, 97-75 H

TOWSON STATE (1-0)

Home: 1-0	Away: 0-0
Neutral: 0-0	Under Coach L: 0-0
Since rebirth in 1985: 1-0	
1/11/86	W, 71-66 H

TULANE (5-4)

Home: 4-2	Away: 0-2
Neutral: 1-0	Under Coach L: 0-0
Since rebirth in 1985: 2-0	
1/22/47	L, 60-39 H
12/29/55	W, 86-75 H
12/29/58	W, 94-72 H
2/3/68	L, 99-88 A
1/16/69	L, 90-79 H
1/29/70	L, 105-90 A
1/16/71	W, 74-71 H
3/3/90	W, 93-60 H
11/19/09	W, 74-54 N

TULSA (1-1)

Home: 1-0	Away: 0-0
Neutral: 0-1	Under Coach L: 0-0
Since rebirth in 1985: 0-1	
2/22/62	W, 83-66 H
3/24/00 23/25 18/19	L, 80-71 N

TURNER'S SPORTS SHOP (2-2)

Home: 2-2	Away: 0-0
Neutral: 0-0	Under Coach L: 0-0
Since rebirth in 1985: 0-0	
1928-29	W, 43-23 H
1928-29	W, 36-17 H
1928-29	L, 36-27 H
1930-31	L, 33-24 H

U - U - U

UCLA (0-4)

Home: 0-1	Away: 0-2
Neutral: 0-1	Under Coach L: 0-0
Since rebirth in 1985: 0-3	
12/12/69 -- 2	L, 127-69 A
12/21/85	L, 109-64 A
12/1/88	L, 91-66 H
3/13/98 -- 19/20	L, 65-62 N

UNLV (0-2)

Home: 0-1	Away: 0-1
Neutral: 0-0	Under Coach L: 0-0
Since rebirth in 1985: 0-2	
12/28/94	L, 56-55 H
11/29/96	L, 55-43 A

UTAH (1-0)

Home: 1-0	Away: 0-0
Neutral: 0-0	Under Coach L: 0-0
Since rebirth in 1985: 0-0	
1/3/66	W, 88-87 H

V - V - V

VALPARAISO (1-1)

Home: 1-1	Away: 0-0
Neutral: 0-0	Under Coach L: 1-0
Since rebirth in 1985: 1-0	
12/28/56	L, 81-76 H
3/14/12	W, 66-50 H

VILLANOVA (10-13)

Home: 5-6	Away: 5-7
Neutral: 0-0	Under Coach L: 0-0
Since rebirth in 1985: 10-13	
2/18/92	L, 74-50 A
2/25/92	L, 61-50 H
1/30/93	L, 82-69 A
3/6/93	W, 77-76 H
2/12/94	L, 77-58 H
3/5/94	L, 83-63 A
1/25/95 -- 22/25	L, 92-62 H
2/7/95 -- 16/18	L, 73-63 A
12/5/95 -- 2/2	L, 70-68 H
1/27/96 -- 7/7	L, 90-62 A
1/11/97 -- 8/7	W, 61-59 A
1/22/98	W, 78-63 H
1/31/98	L, 78-75 A
2/16/99 16/21 --	W, 103-82 H
1/11/00	W, 67-66 A
2/17/01	W, 80-62 A
3/3/01	W, 65-53 H
1/24/02 22/19 --	W, 76-58 H
2/5/02 12/11 --	W, 65-56 A
2/8/03	L, 72-67 OT H
2/25/03	L, 75-56 A
1/25/04	L, 76-69 H
3/2/04	W, 59-56 A

VIRGINIA (10-7)

Home: 6-1	Away: 3-5
Neutral: 1-1	Under Coach L: 1-3
Since rebirth in 1985: 8-7	
2/10/66	W, 80-75 H
12/10/66	W, 80-78 A
1/12/05	W, 91-80 A
3/10/05	L, 66-65 N
1/24/06	L, 71-51 A
2/3/07	L, 81-70 A
2/21/07 -- 24/19	W, 68-60 H
3/1/08	W, 95-93 H
2/26/09	W, 62-55 A
1/16/10 23 --	L, 75-57 A
2/23/10	W, 74-62 H
2/5/11	W, 70-68 OT H
3/10/11	W, 69-62 OT N
1/7/12 -- 21/23	L, 52-51 A
2/19/13 2/2 --	W, 54-50 H
2/26/14 -- 12/11	L, 65-40 A
01/03/15 -- 3/3	L, 80-89 2OT H

VCU (3-1)

Home: 1-1	Away: 1-0
Neutral: 1-0	Under Coach L: 0-0
Since rebirth in 1985: 3-1	
2/22/88	W, 96-93 A
1/9/89	L, 87-77 H
2/9/91	W, 73-58 H
11/16/07	W, 69-63 N

VIRGINIA TECH (17-12)

Home: 8-4	Away: 6-6
Neutral: 3-2	Under Coach L: 7-2
Since rebirth in 1985: 17-12	
1/10/01	L, 85-74 A
2/6/01	W, 86-61 H
1/12/02 21/20 --	W, 77-68 A
3/2/02 22/18 --	W, 83-77 H
2/11/03	W, 85-65 H
3/5/03	W, 79-71 A
1/17/04	W, 65-59 A
2/02/05	L, 73-63 H
2/19/05	L, 71-58 A
2/22/06	W, 70-59 H
1/23/07 -- 24/23	L, 92-85 H
2/24/07	L, 73-57 A
2/9/08	W, 74-71 A
3/14/08	L, 63-49 N
1/25/09	L, 88-83 OT H
3/12/09	L, 65-47 N
1/13/10 23 --	L, 81-66 A
1/31/10	W, 82-75 H
3/12/10	W, 70-65 N
1/30/11	L, 72-68 A
2/9/12	W, 65-49 H
1/30/13 14/15 --	W, 73-64 A
2/27/13 5/7 --	W, 76-58 H
12/8/13	L, 61-60 OT H
2/15/14	L, 52-45 A
3/12/14	W, 57-53 N
02/18/15	W, 76-52 H
03/07/15	W, 82-61 A
03/11/15	W, 59-49 N

VOLKS A.C. (0-1)

Home: 1-0	Away: 0-0
Neutral: 0-0	Under Coach L: 0-0
Since rebirth in 1985: 0-0	
2/10/28	L, 42-26 H

W - W - W

WAGNER (0-1)

Home: 0-1	Away: 0-0
Neutral: 0-0	Under Coach L: 0-0
Since rebirth in 1985: 0-1	
12/29/93	L, 57-55 H



ALL-TIME SERIES RESULTS

DATE / MIAMI RANK / OPPONENT RANK / RESULT / LOCATION

WAKE FOREST (7-10)

Home: 5-2	Away: 1-8
Neutral: 1-0	Under Coach L: 2-2
Since rebirth in 1985: 7-9	
2/5/40	L, 46-17 A
1/28/91	L, 72-66 A
1/29/05	-- 5/5 L, 94-82 A
2/15/05	-- 5/5 L, 68-63 H
1/31/06	W, 78-69 H
1/6/07	L, 59-58 H
2/17/07	L, 74-69 A
1/29/08	L, 70-68 A
2/4/09	-- 7/6 W, 79-52 H
1/9/10	W, 67-66 H
2/2/10	L, 62-53 A
3/11/10	W, 83-62 N
2/9/11	W, 74-73 A
2/18/12	W, 74-56 H
2/23/13	2/2 -- L, 80-65 A
3/8/14	W, 69-56 H
02/11/15	L, 70-72 A

WASHINGTON (0-3)

Home: 0-0	Away: 0-3
Neutral: 0-0	Under Coach L: 0-0
Since rebirth in 1985: 0-1	
12/1/67	L, 96-54 A
12/2/67	L, 81-80 A
1/15/90	L, 83-67 A

WASHINGTON & LEE (1-0)

Home: 0-0	Away: 0-0
Neutral: 1-0	Under Coach L: 0-0
Since rebirth in 1985: 0-0	
12/18/54	W, 80-75 N

WEST VIRGINIA (7-8)

Home: 5-3	Away: 2-5
Neutral: 0-0	Under Coach L: 0-1
Since rebirth in 1985: 7-7	
12/30/55	L, 83-78 H
1/5/91	L, 71-67 A
2/6-96	W, 68-65 H
2/17/96	L, 72-69 A
3/1/97	L, 82-54 H
1/10/98	-- 25/21 L, 98-84 A
2/28/98	-- 19/19 W, 70-66 H
1/16/99	W, 64-55 A
1/5/00	W, 66-58 H
2/22/00	W, 68-50 A
2/28/01	W, 73-66 H
1/7/03	L, 68-63 A
3/6/04	L, 58-53 H
12/4/10	W, 79-76 H
12/10/11	L, 77-66 A

WESTERN KENTUCKY (1-13)

Home: 1-8	Away: 0-4
Neutral: 0-1	Under Coach L: 0-0
Since rebirth in 1985: 0-0	
3/8/47	L, 55-46 A
1/21/49	L, 78-45 H
1/22/49	L, 63-47 H
1/27/50	L, 65-61 H
1/28/50	L, 78-61 H
2/15/50	L, 79-57 A
2/16/50	L, 83-47 A
1/16/51	L, 89-47 A
1/26/51	L, 68-64 H
1/25/52	L, 102-74 H
1/22/53	L, 98-56 H
1/31/59	W, 109-95 H
3/8/60	8 -- L, 107-84 N
12/28/66	-- 17 L, 94-89 H

WICHITA STATE (1-0)

Home: 0-0	Away: 0-0
Neutral: 1-0	Under Coach L: 0-0
Since rebirth in 1985: 1-0	
12/30/88	W, 81-59 N

WILLIAM & MARY (1-0)

Home: 1-0	Away: 0-0
Neutral: 0-0	Under Coach L: 0-0
Since rebirth in 1985: 0-0	
2/2/66	W, 88-66 H

WINTHROP (2-2)

Home: 2-1	Away: 0-0
Neutral: 0-1	Under Coach L: 0-0
Since rebirth in 1985: 2-2	
12/14/86	L, 63-55 H
1/9/88	W, 62-60 H
12/16/96	W, 81-56 H
12/29/07	19/19 -- L, 76-70 N

WISCONSIN (0-2)

Home: 0-1	Away: 0-1
Neutral: 0-0	Under Coach L: 0-0
Since rebirth in 1985: 0-2	
12/7/85	L, 88-66 A
12/8/86	L, 65-54 H

WISCONSIN - GREEN BAY (2-2)

Home: 0-2	Away: 1-0
Neutral: 1-0	Under Coach L: 0-1
Since rebirth in 1985: 2-2	
12/9/85	W, 67-63 A
1/3/87	L, 62-45 H
11/15/05	W, 80-54 N
12/06/14	15/15 -- L, 55-68 H

WOFFORD (2-0)

Home: 2-0	Away: 0-0
Neutral: 0-0	Under Coach L: 0-0
Since rebirth in 1985: 2-0	
11/20/04	W, 67-64 H
12/10/05	W, 71-40 H

X-X-X

XAVIER (2-1)

Home: 2-0	Away: 0-0
Neutral: 0-1	Under Coach L: 0-0
Since rebirth in 1985: 0-1	
2/2/56	W, 77-75 H
12/29/59	W, 87-69 H
11/27/04	L, 83-70 OT N

Y-Y-Y

YALE (4-2)

Home: 2-2	Away: 0-0
Neutral: 2-0	Under Coach L: 0-0
Since rebirth in 1985: 1-0	
12/29/50	L, 78-62 H
12/27/51	L, 70-68 H
12/27/55	W, 92-90 H
12/28/64	W, 86-71 H
12/20/68	W, 77-71 N
12/29/86	W, 78-75 OT N

YMHA (2-0)

Home: 2-0	Away: 0-0
Neutral: 0-0	Under Coach L: 0-0
Since rebirth in 1985: 0-0	
1940-41	W, 48-39 H
12/15/48	W, 61-46 H



ALL-TIME SERIES RESULTS

1926-27

Season Record: 7-1

Art Webb, Head Coach

Rollins	W	45-20
YMCA	W	55-11
St. Petersburg	W	45-23
Havana	L	23-28
Oglethorpe	W	49-26
Stetson	W	38-18
Florida Southern	W	54-24
Florida	W	39-20
Season Totals:		348-170

1927-28

Season Record: 8-4

Art Webb, Head Coach

1/14 Rollins	W	52-15
1/20 Stetson	W	33-25
1/23 at Stetson	L	21-32
1/24 at Stetson	L	26-32
1/25 at Florida Southern	L	26-40
2/3 Havana	W	38-14
2/10 Volks AC	L	26-42
2/15 at Florida	W	40-39
2/16 at Sebring AC	W	36-23
2/18 Florida Southern	W	38-18
2/21 Mia Beach Canoe Club	W	52-21
2/23 Mia Beach Canoe Club	W	18-9
Season Totals:		406-310

1928-29

Season Record: 13-6

Tom McCann, Head Coach

Rollins	W	34-15
Havana	L	22-26
Ponce de Leon	L	11-12
Miami Beach	W	66-18
Stetson	W	35-13
Agoga	W	49-19
at Rollins	W	34-13
at Florida Southern	L	15-39
at Stetson	L	13-20
Church League All-Stars	W	68-23
Turner's Sports Shop	W	43-17
Turner's Sports Shop	W	36-17
Florida Southern	W	36-29
Junior C. of C.	W	25-24
Agoga	W	63-33
Junior C. of C.	L	23-28
Redland	W	42-11
City Hall	W	28-20
Turner's Sports Shop	L	27-36
Season Totals:		670-419

1929-30

UM did not have a team

1930-31

Season Record: 3-7

Art Webb, Head Coach

Turner's Sports Shop	L	24-33
Rollins	L	22-32
Rollins	W	41-39
Florida Southern	W	27-24
Stetson	L	16-36
at Sebring Fireman	W	38-35
at Stetson	L	15-37
at Florida Southern	L	21-40
at Rollins	L	26-29
at Rollins	L	22-26
Season Totals:		252-331

1931-32

Season Record: 17-1

Tom McCann, Head Coach

Won South Florida AAU title

1932-38 NO TEAM

1938-39

Season Record: 4-6

Hart Morris, Head Coach

Havana	W	38-34
Havana	W	46-40
Rollins	W	48-29
Rollins	L	45-49
at Rollins	W	52-39
at Rollins	L	28-42
at Mercer	L	37-56
at Georgia	L	19-41
Jewish Prog., Atlanta	L	24-39
at Albany Ga. Blues	L	35-53
Season Totals:		372-422

1939-40

Season Record: 8-12

Hart Morris, Head Coach

Stetson	L	29-33
Stetson	L	27-39
Rollins	L	50-51
Rollins	L	25-38
at NC State	L	35-46
2/5 at Wake Forest	L	17-46
at Elon	L	30-58
2/8 at Florida	L	23-36
2/9 at Florida	L	26-53
at Tampa	W	39-31
at Florida Southern	W	43-42
at Rollins	L	49-56
at Rollins	W	50-49
at Stetson	L	43-48
at Stetson	L	37-46
at Florida Southern	W	37-30
Eastern Air Lines	W	30-25
*Boynnton	W	41-29
*Pi Chi	W	42-29
*Freshmen	W	43-39
Season Totals:		716-824

* Gold Ball Tournament

1940-41

Season Record: 10-6

Hart Morris, Head Coach

Stetson	L	29-46
Stetson	L	41-51
YMHA	W	48-39
Rollins	W	55-29
Rollins	W	57-41
at Florida Southern	W	57-43
at Rollins	W	44-35
at Stetson	L	40-45
at Stetson	W	40-35
Florida Southern	W	41-33
Florida Southern	L	38-50
2/21 Florida	L	35-48
2/22 Florida	L	50-62
Pi Chi*	W	45-27
Shenandoah Presby.*	W	50-36
Freshmen*	W	37-34
Season Totals:		707-654

* Gold Ball Tournament

1941-42

Season Record: 9-7

Hart Morris, Head Coach

Marshall	L	33-37
Jacksonville Navy	W	44-18
Florida Southern	W	41-21
Florida Southern	W	41-25
Alumni	W	52-32
2/5 at Florida	L	31-47
2/6 at Florida	L	34-37
at Florida Southern	W	41-34
at Stetson	L	42-47
at Stetson	L	34-42
Tampa	W	38-34
Tampa	W	52-38
at Jacksonville Navy	L	25-46
at Jacksonville Navy	L	37-44
Stetson	L	37-44
Stetson	W	46-36
Season Totals:		628-570

1942-45 NO RESULTS

1945-46

Season Record: 8-5

W.H. Steers, Head Coach

1/11 Coast Guard	W	46-45
1/16 Navy Rec. Barracks	L	43-46
1/17 7th Navy District	L	19-53
1/25 Boca Raton AAF	L	40-55
1/26 Coast Guard	W	54-45
2/4 Ft. Lauderdale NAS	L	31-32
2/5 Boca Raton AAF	L	41-48
2/9 Caribbean A.S.	W	46-41
2/11 Florida Southern	W	45-40
2/12 Florida Southern	W	53-47
2/18 at Tampa	W	44-23
2/19 at McDill Field	W	54-50
2/20 at Florida Southern	W	46-43
Season Totals:		560-568

1946-47

Season Record: 20-7

Hart Morris, Head Coach

12/13 Florida Southern	W	38-25
12/14 Florida Southern	L	25-41
12/20 Florida	W	36-33
12/21 Florida	W	39-35
1/3 at Florida	L	28-42
1/4 at Florida	L	28-61
1/10 Tampa	W	53-27
1/11 Tampa	W	52-34
1/17 at Miami (Ohio)	L	44-60
1/18 at Morehead State	W	61-56
1/22 Tulane	L	39-60
1/24 Stetson	L	46-53
1/25 Stetson	W	74-50
1/29 at Boca Raton AAF	W	61-43
1/31 at Tampa	W	53-25
2/1 at Tampa	W	82-36
2/6 Cincinnati	W	57-54
2/7 at Florida Southern	W	55-43
2/8 at Florida Southern	W	61-43
2/14 Pensacola NAS	W	69-50
2/15 Pensacola NAS	W	64-36
2/21 at Stetson	W	54-41
2/22 at Stetson	W	44-38
2/28 Banana River AF	W	68-48
3/6 City Coll. of Charleston	W	56-52
3/7 Tennessee Tech	W	55-51
3/8 Western Kentucky	L	46-55
Season Totals:		1400-1192

1947-48

Season Record: 11-7

Hart Morris, Head Coach

12/12 Tampa	L	35-47
12/13 Tampa	W	58-46
12/19 Florida	W	67-50
12/20 Florida	L	55-58
12/26 Pittsburgh	W	43-40
1/2 Pennsylvania	L	46-53
1/16 at Stetson	L	46-49
1/17 at Stetson	W	59-39
1/31 at McDill Field	W	67-38
2/3 at Tampa	W	60-55
2/4 at Tampa	W	86-67
2/6 at Florida Southern	L	50-59
2/7 at Florida Southern	W	52-43
2/14 Stetson	L	36-41
2/20 at Florida	L	50-72
2/21 at Florida	W	52-49
2/27 Florida Southern	W	76-44
2/28 Florida Southern	W	59-42
Season Totals:		997-902



ALL-TIME SERIES RESULTS

1948-49

Season Record: 19-8

Hart Morris, Head Coach

1948	Checker Cab	W	73-33
12/14	Muffets	W	69-51
12/15	YMHA	W	61-46
12/17	South Carolina	W	59-40
12/18	South Carolina	W	65-64
12/21	Pittsburgh	W	58-52
12/22	Pittsburgh	L	48-80
12/28	Princeton	W	37-35
12/29	Princeton	L2OT	55-62
1/7	Havana	W	73-57
1/8	Havana	W	66-53
1/14	Florida	W	75-65
1/15	Florida	W	44-42
1/21	Western Kentucky	L	45-78
1/22	Western Kentucky	L	47-63
1/28	Maryland	L	42-43
1/29	Maryland	W	58-48
2/5	Stetson	W	53-42
2/8	at Florida Southern	W	68-47
2/9	at Florida Southern	W	68-57
2/11	at Stetson	W	81-46
2/12	at Stetson	W	70-58
2/19	Tampa	W	74-57
2/22	at Florida	L	56-90
2/23	at Florida	W	60-50
2/25	at Tampa	L	58-81
3/7	vs. Eastern Illinois*	L	73-89

Season Totals: 1633-1515

* NAIB Tournament (Kansas City, Mo.)

1949-50

Season Record: 14-9

Hart Morris, Head Coach

12/7	Muffets	W	78-37
12/10	Florida	L	53-60
12/14	South Carolina	W	64-54
12/15	South Carolina	W	57-56
12/21	Mississippi	W	82-67
12/22	Mississippi	W	55-43
12/29	Pennsylvania	W	64-62
12/30	Pennsylvania	W	53-51
1/6	Tampa	W	76-61
1/7	Stetson	W	65-58
1/13	North Carolina	L	53-55
1/14	North Carolina	L	51-66
1/20	Florida Southern	W	69-59
1/21	Florida Southern	W	59-49
1/27	Western Kentucky	L	61-65
1/28	Western Kentucky	L	61-78
2/6	at Tampa	L	55-67
2/8	at Stetson	W	88-61
2/9	at Stetson	W	82-63
2/11	Rollins	W	70-54
2/15	at Western Kentucky	L	57-79
2/16	at Western Kentucky	L	47-83
2/18	at Florida	L	46-66

Season Totals: 1446-1393

1950-51

Season Record: 10-12

Hart Morris, Head Coach

12/7	at Rollins	L	58-59
12/9	at Florida Southern	W	64-61
12/11	LSU	W	68-62
12/15	Teachers Coll. of CT	W	60-48
12/19	Florida State	W	80-61
12/27	Dartmouth	W	61-52
12/29	Yale University	L	78-62
1/5	Louisville	L	73-60
1/10	Rollins	W	79-54
1/12	Tampa	LOT	75-77
1/16	at Western Kentucky	L	47-89
1/18	at Pittsburgh	L	56-81
1/20	at St. Joseph's (Pa.)	L	47-58
1/24	Stetson	W	82-55
1/26	Western Kentucky	L	64-68
2/2	Florida	L	71-78
2/5	La Salle	L	84-95
2/6	La Salle	WOT	77-75
2/9	Florida Southern	W	79-65
2/13	at Florida	L	61-71
2/14	at Stetson	W	78-66
2/24	at Tampa	L	74-94

Season Totals: 1487-1520

1951-52

Season Record: 14-8

Hart Morris, Head Coach

	Boca Chica	W	90-53
	Key West Navy	W	85-55
12/12	Culver-Stockton	W	68-54
12/15	at Rollins	L	63-78
12/17	at Florida	L	65-69
11/30	Nebraska	W	70-60
12/27	Yale	L	68-70
12/29	Pennsylvania	L	64-89
1/4	Furman	L	53-55
1/9	Florida Southern	W	106-43
1/11	Florida State	W	93-56
1/14	Stetson	W	88-57
1/18	Tampa	W	87-61
1/25	Western Kentucky	L	74-102
2/1	Bowling Green	L	67-78
2/7	at Florida Southern	W	58-41
2/9	at Stetson	W	80-74
2/11	at Florida State	W	76-63
2/15	Rollins	W	98-61
2/18	Florida	W	76-68
2/23	at Tampa	W	87-78
2/28	vs. Florida State*	L	70-73

Season Totals: 1633-1515

* NAIB District Tournament (DeLand, Fla.)

1952-53

Season Record: 8-12

Dave Wike, Head Coach

12/1	Florida Southern	W	83-60
12/10	at Loyola (N.O.)	L	54-71
12/11	at LSU	L	58-86
12/16	Florida	W	75-73
12/18	Columbia	L	59-65
12/22	Texas Tech	W	79-64

12/29	Louisville	L	74-84
1/3	Georgia Tech	W	82-60
1/9	Florida State	W	93-65
1/12	Stetson	W	71-70
1/16	Tampa	L	65-72
1/22	Western Kentucky	L	56-98
1/30	Murray State	L	65-69
2/2	at Florida	L	56-78
2/4	at Stetson	L	77-80
2/5	at Rollins	W	68-60
2/12	Rollins	W	95-69
2/21	at Tampa	L	84-86
2/23	at Florida State	L	75-81
2/24	at Eglin Field	L	64-66

Season Totals: 1433-1457

1953-54

Season Record: 5-10

Dave Wike, Head Coach

12/12	Florida	W	85-75
12/19	Rio Grande	L	88-98
12/21	Ohio State	L	81-106
12/28	Pennsylvania	L	54-67
1/4	Brandeis	L	48-68
1/9	Florida State	W	78-61
1/15	at Florida	L	52-75
1/18	Stetson	L	63-85
2/1	Maryland	L	57-63
2/4	at Rollins	L	71-85
2/5	at Florida State	W	69-76
2/11	at Stetson	L	56-108
2/12	at Tampa	W	69-65
2/13	at Fla. Southern	W2OT	77-70
2/22	Tampa	W	67-59

Season Totals: 1015-1161

1954-55

Season Record: 10-11

Bruce Hale, Head Coach

12/13	Florida Southern	W	58-44
12/16	Florida	L	61-70
12/17	vs. Tennessee*	L	80-89
12/18	vs. Washington & Lee*	W	80-75
12/20	at Florida State	L	66-71
12/29	New York University	L	67-74
1/3	Furman	L	74-91
1/8	Rollins	W	93-76
1/10	Miami (Ohio)	L	73-75
1/13	at Florida	L	68-80
1/17	Tampa	W	103-76
1/24	Georgetown	W	84-81
2/5	South Carolina	W	77-83
2/9	Pittsburgh	L	72-78
2/12	at Rollins	W	77-69
2/14	at Stetson	L	85-89
2/16	at Florida Southern	W	73-71
2/17	at Tampa	W	105-89
2/19	at Key West Navy	W	87-75
2/22	Stetson	W	79-77
2/25	Florida State	L	80-86

Season Totals: 1642-1619

* Blue Gray Tournament (Montgomery, Ala.)

1955-56

Season Record: 14-12

Bruce Hale, Head Coach

12/3	Florida Southern	W	92-80
12/6	Tampa	W	96-59
12/10	at Southern Miss	L	61-63
12/12	at Loyola (N.O.)	W	83-82
12/14	at Spring Hill College	L	71-79
12/19	Florida	L	69-74
12/22	Bradley	W	80-73
12/27	Yale	W	92-90
12/29	vs. Tulane*	W	86-75
12/30	vs. West Virginia*	L	78-83
1/4	vs. Memphis State^	L	71-79
1/5	vs. Clemson^	L	96-98
1/7	at Florida State	L	76-78
1/9	Mississippi College	W	89-84
1/13	at Florida	L	85-87
1/16	Stetson	W	85-79
1/21	Rollins	W	86-72
1/25	Houston	L	77-95
1/31	Kentucky Wesleyan	L	82-86
2/2	Xavier	W	77-75
2/8	at Stetson	L	84-91
2/9	at Rollins	W	89-82
2/10	at Florida Southern	W	91-90
2/11	at Tampa	W	94-74
2/20	Morehead State	L	89-102
2/25	Florida State	W	91-85

Season Totals: 2170-2115

* Orange Bowl Classic (Miami, Fla.)

^ Senior Bowl Classic (Mobile, Ala.)

1956-57

Season Record: 13-13

Bruce Hale, Head Coach

12/1	Florida Southern	W	84-69
12/3	Kentucky	L	75-114
12/5	at Dayton	L	48-87
12/6	at Toledo	W	68-67
12/8	at Akron	L	80-106
12/11	Tampa	W	97-84
12/15	Florida	L	65-89
12/19	Texas A&M	W	86-80
12/22	Houston	W	67-63
12/27	vs. Connecticut*	L	70-74
12/28	vs. Valparaiso*	L	76-81
12/29	vs. Seton Hall*	L	80-92
1/3	Colorado	L	66-73
1/7	Stetson	W	89-81
1/10	at Florida	L	63-98
1/12	at Florida State	W	85-77
1/19	Rollins	W	63-51
1/24	Kentucky Wesleyan	W	100-95
1/31	Louisville	L	60-89
2/2	Spring Hill	L	75-84
2/6	at Stetson	L	93-95
2/7	at Rollins	W	93-86
2/8	at Florida Southern	L	85-95
2/9	at Tampa	W	78-77
2/26	Southern Miss	W	85-78
2/23	Florida State	W	98-82

Season Totals: 2029-2167

* Orange Bowl Classic



ALL-TIME SERIES RESULTS

1957-58

Season Record: 14-8

Bruce Hale, Head Coach

12/2 Jacksonville	W	89-87
12/5 Tampa	W	69-67
12/10 Loyola (N.O.)	L	62-76
12/11 at LSU	W	73-65
12/13 vs. Mississippi State*	L	64-66
12/14 vs. Texas Christian*	L	59-82
12/16 at Kentucky Wesleyan	W	96-78
12/21 Florida	L	64-73
1/8 Stetson	W	103-80
1/13 Rollins	W	90-71
1/16 at Florida	L	70-75
1/17 Jacksonville	L	72-86
1/18 at Florida State	L	70-71
1/25 Loyola (N.O.)	W	89-82
1/30 at Rollins	L	68-72
1/31 at Tampa	W	90-84
2/5 at Florida Southern	W	84-69
2/8 Army	W	92-82
2/10 Oklahoma City	W	83-66
2/15 at Stetson	W	92-85
2/17 Florida Southern	W	76-58
2/22 Florida State	W	86-66
Season Totals:		1741-1652

* Montgomery Classic

1958-59

Season Record: 18-7

Bruce Hale, Head Coach

12/3 Rollins	W	104-87
12/5 Tampa	W	113-71
12/8 Florida Southern	W	107-80
12/12 vs. Pittsburgh*	L	65-69
12/13 vs. Clemson*	L	61-66
12/17 Florida	W	92-82
12/19 Florida State	W	85-79
12/20 vs. The Citadel^	L	77-93
12/29 vs. Tulane+	W	94-72
12/30 vs. Miami (Ohio)+	LOT	87-89
1/8 Toronto	W	97-55
1/15 at Florida	L	70-85
1/16 at Jacksonville	W	64-62
1/17 at Florida State	L	69-93
1/26 Kentucky Wesleyan	W	69-64
1/31 Western Kentucky	W	109-95
2/2 at Florida Southern	W	79-76
2/3 at Tampa	W	86-84
2/5 at Stetson	L	97-110
2/6 at Rollins	W	84-81
2/14 Jacksonville	W	95-93
2/16 Loyola (N.O.)	W	93-84
2/19 Stetson	W	99-81
2/23 Morehead State	W	102-85
2/28 Florida State	W	92-85
Season Totals:		2190-2029

* Steel Bowl Classic (Pittsburgh, Pa.)

^ The Citadel Invitational (Charleston, S.C.)

+ Hurricane Classic

1959-60

Season Record: 23-4

NCAA Tournament

Bruce Hale, Head Coach

12/1 Rollins	W	110-86
12/3 Jacksonville	W	106-98
12/5 Tampa	W	98-65
12/9 at Houston	W	72-63
12/10 at Centenary	L	77-84
12/12 at Loyola (N.O.)	W	86-70
12/14 Murray State	W	92-80
12/19 Florida	W	79-77
12/21 at Miami (Ohio)	W	83-78
12/28 vs. Brigham Young*	W	110-93
12/29 vs. Xavier*	W	87-69
1/2 [15] South Carolina	WOT	107-106
1/7 [14] at Iona	W	69-67
1/13 [15] at Jacksonville	WOT	78-70
1/14 [15] at Florida	W	70-65
1/16 [15] at Florida State	W	93-91
1/23 [11] Houston	L	79-88
1/29 [11] Oklahoma City	W	97-84
2/2 [11] at Rollins	W	90-79
2/3 at Tampa	W	74-73
2/4 at Stetson	W	94-86
2/6 at Florida Southern	W	88-71
2/11 [10] Stetson	L	72-73
2/18 [10] Florida Southern	W	121-85
2/22 [10] Kentucky Wesleyan	W	104-95
2/27 [9] Florida State	W	107-89
3/8 [8] vs. Western Kentucky^	L	84-107
Season Totals:		2427-2192

* Hurricane Classic

^ NCAA Tournament (Lexington, Ky.)

1960-61

Season Record: 20-7

NIT

Bruce Hale, Head Coach

12/1 at Rollins	W	80-62
12/3 Tampa	W	93-64
12/6 at Santa Clara	L	65-66
12/8 at San Francisco	W	68-56
12/10 at Brigham Young	L	80-112
12/15 Florida Southern	W	87-54
12/17 Florida	W	93-74
12/28 vs. Army*	W	82-75
12/29 vs. Holy Cross*	W	77-71
1/4 Miami (Ohio)	W2OT	102-100
1/7 at La Salle	L	74-88
1/11 at Florida	L	73-81
1/13 at Jacksonville	WOT	93-84
1/14 at Florida State	L	78-89
1/21 Houston	W	89-78
1/26 Centenary	W	86-74
1/30 #7 Louisville	W	71-69
2/1 Rollins	W	103-75
2/3 at Stetson	W	91-84
2/4 at Florida Southern	W	92-80
2/11 Loyola (N.O.)	W	65-61
2/15 Stetson	W	91-84
2/18 at Tampa	W	108-99
2/20 Jacksonville	W	96-80
2/23 Morehead State	W	85-70

2/25 Florida State	W	75-73
3/16 vs. St. Louis^	L	56-58

Season Totals:

2230-2036

* Hurricane Classic

^ National Invitational Tournament (New York, N.Y.)

1961-62

Season Record: 14-12

Bruce Hale, Head Coach

12/2 Jacksonville	W	93-80
12/4 at Morehead State	L	81-107
12/6 at Louisville	L	59-77
12/8 at Murray State	W	69-67
12/14 Florida Southern	W	96-67
12/16 Florida	W	66-61
12/28 vs. Miami (Ohio)*	W	83-73
12/29 vs. Temple*	L	87-85
1/3 Rhode Island	W	80-70
1/6 Oklahoma City	LOT	113-118
1/10 at Jacksonville	W	90-89
1/11 at Florida	L	62-74
1/13 at Florida State	L	60-65
1/22 Maryland	L	68-71
1/25 La Salle	L	61-73
1/30 at Tampa	L	95-113
1/31 at Rollins	W	89-67
2/2 at Stetson	W	79-70
2/3 at Florida Southern	W	82-73
2/8 Houston	L	69-80
2/10 Loyola (N.O.)	L	70-113
2/13 Stetson	W	86-78
2/17 Tampa	W	96-81
2/19 Rollins	W	92-54
2/22 Tulsa	W	83-66
2/24 Florida State	L	80-83
Season Totals:		2069-2045

* Hurricane Classic

1962-63

Season Record: 23-5

NIT

Bruce Hale, Head Coach

11/30 Florida	WOT	91-87
12/4 at Boston College	W	72-69
12/6 at Rhode Island	W	88-80
12/8 at Providence	W	82-75
12/13 Florida Southern	W	116-93
12/21 #/2 Duke	W	71-69
12/27 vs. Cornell*	W	94-85
12/28 vs. Pittsburgh*	W	86-85
1/3 [15] at St. John's	W	67-59
1/4 [15] at La Salle	L	76-78
1/9 at Jacksonville	W	103-91
1/10 at Florida	W	86-77
1/12 at Florida State	LOT	74-77
1/19 St. Peter's	W	99-75
1/24 Houston	W	71-70
1/29 at Tampa	W	78-76
1/30 [18] at Rollins	W	120-72
2/1 [18] at Stetson	L	64-66
2/2 [18] at Florida Southern	W	99-83
2/5 [18] Jacksonville	W	112-105

2/9 Louisville	W	112-84
2/12 Rollins	W	114-75
2/16 Loyola (N.O.)	L	77-84
2/18 Tampa	W	112-81
2/23 Florida State	W	99-70
2/26 Stetson	W	75-60
3/16 vs. St. Francis (N.Y.)^	W	71-70
3/19 vs. Providence^	L	96-106

Season Totals: 2505-2212

* Hurricane Classic

^ National Invitational Tournament (N.Y.)

1963-64

Season Record: 20-7

NIT

Bruce Hale, Head Coach

12/3 Tampa	W	101-95
12/7 Florida	W	95-79
12/10 at Santa Clara	L	77-86
12/12 at St. Mary's (CA)	L	101-86
12/14 at Nevada	WOT	81-78
12/17 San Francisco	W	95-83
12/19 Rollins	W	108-90
12/27 vs. Army*	W	79-71
12/28 vs. Syracuse*	LOT	85-86
1/4 Rhode Island	W	105-88
1/8 Jacksonville	W	97-92
1/9 at Florida	L	91-114
1/11 at Florida State	L	78-80
1/18 Memphis State	W	78-69
1/23 La Salle	W	121-99
1/28 at Rollins	W	127-85
1/29 at Tampa	W	134-104
1/31 at Stetson	W	81-75
2/1 at Florida Southern	W	85-78
2/4 Jacksonville	W	117-92
2/10 Creighton	L	94-124
2/13 at Houston	L	83-93
2/15 at Loyola (N.O.)	WOT	97-90
2/18 Florida Southern	W	120-79
2/22 Stetson	W	87-70
2/29 Florida State	W	82-80
3/12 vs. St. Joseph's (Pa.)^	L	76-86
Season Totals:		2575-2352

* Hurricane Classic

^ National Invitational Tournament (N.Y.)



ALL-TIME SERIES RESULTS

1964-65

Season Record: 22-4

Bruce Hale, Head Coach

12/1 at Tampa	W 136-119
12/4 vs. Duquesne*	W 99-95
12/5 vs. Pittsburgh*	W 85-71
12/8 at La Salle	L 86-90
12/10 at Niagra	W 74-67
12/12 #10/13 St. John's	L 77-79
12/15 St. Mary's (CA)	W 89-77
12/19 Florida	W 67-58
12/28 vs. Yale^	W 86-71
12/29 vs. Maryland^	W 80-73
1/7 at Jacksonville	W 86-82
1/9 at Florida State	L 66-67
1/13 Florida Southern	W 124-93
1/16 Jacksonville	W 127-99
1/21 [t-19] at Florida	L 69-86
1/23 [t-19] at Rollins	W 128-92
1/30 Oklahoma City	W 115-92
2/2 #20Miami (Ohio)	W 100-85
2/4 at Stetson	W 86-84
2/5 at Florida Southern	W 94-82
2/9 Tampa	W 141-110
2/13 Loyola (N.O.)	W 115-86
2/16 Stetson	W 95-84
2/20 [t-19] Houston	W 103-91
2/23 [17] Rollins	W 148-79
3/1 [17] Florida State	W 82-75

Season Totals: 2558-2190

* Steel Bowl (Pittsburgh, Pa.)

^ Hurricane Classic

1965-66

Season Record: 15-11

Bruce Hale, Head Coach

12/1 Tampa	W 120-91
12/4 Florida	L 66-77
12/7 at Santa Clara	L 74-78
12/9 at #/11 San Francisco	L 89-105
12/11 at Nevada	L 79-89
12/18 Ohio University	W 105-100
12/27 vs. Boston*	W 81-60
12/28 vs. Louisville*	LOT 84-85
1/3 Utah University	W 88-87
1/7 at Florida State	L 62-78
1/8 at Jacksonville	L 69-71
1/12 at Florida	L 66-111
1/15 Florida Southern	W 89-66
1/27 at Stetson	W 89-78
1/28 at Florida Southern	W 101-80
1/29 at Tampa	W 83-71
2/2 William & Mary	W 88-66
2/5 Creighton	W 91-81
2/10 Virginia	W 80-75
2/12 Jacksonville	W 117-104
2/15 at Memphis State	L 72-86
2/17 at Houston	L 96-111
2/19 at Loyola (N.O.)	L 76-89
2/24 Stetson	W 86-77
2/28 Florida State	W 112-90
3/5 La Salle	W 108-102

Season Totals: 2271-2208

* Hurricane Classic

1966-67

Season Record: 15-11

Bruce Hale, Head Coach

12/1 at Tampa	W 72-63
12/3 Florida	L 88-113
12/7 at La Salle	L 82-99
12/8 at Mount St. Mary's	W 86-83
12/10 at Virginia	W 80-78
12/16 vs. Clemson*	L 64-73
12/17 vs. Auburn*	W 87-73
12/27 vs. Pennsylvania^	W 82-78
12/28 vs. #/17 Western Kentucky^	L 89-94
1/6 at Jacksonville	W 75-70
1/7 at Florida State	L 60-61
1/10 Oklahoma City	W 111-109
1/14 Jacksonville	W 106-86
1/16 Tampa	W 97-86
1/19 Florida Southern	W 102-73
1/26 at Stetson	L 53-56
1/27 at Florida Southern	W 55-49
2/2 Memphis State	W 88-63
2/8 at Florida	L 57-73
2/11 Loyola (N.O.)	W 68-66
2/14 Stetson	W 95-84
2/18 #7/8 Houston	L 86-105
2/21 Dayton	L 79-80
2/25 at #/17 St. John's	L 70-97
2/27 at Georgia Tech	L 84-90
3/1 Florida State	W 110-90

Season Totals: 2126-2091

* Volunteer Classic, ^ Hurricane Classic

1967-68

Season Record: 17-11

Ron Godfrey, Head Coach

12/1 at Washington	L 54-96
12/2 at Washington	L 80-81
12/4 at St. Mary's (CA)	W 77-70
12/6 at Hawaii	W 102-83
12/7 at Hawaii	L 76-110
12/12 Tampa	W 104-103
12/16 Eastern Kentucky	W 93-87
12/19 Brown	W 72-71
12/27 vs. Dartmouth*	W 100-81
12/28 vs. New York Univ.*	W 102-91
1/2 La Salle	L 84-92
1/6 Pittsburgh	W 100-84
1/10 at Tampa	L 76-78
1/12 at Florida State	L 93-122
1/13 at Jacksonville	W 72-67
1/18 Jacksonville	W 76-75
1/26 at Stetson	W 72-67
1/27 at Florida Southern	W 94-76
1/30 Maryland	W 93-73
2/1 at Dayton	L 60-98
2/3 at Tulane	L 88-99
2/10 Florida A&M	W 108-98
2/13 at Memphis State	L 44-67
2/15 at #1 Houston	L 64-106
2/17 at Loyola (N.O.)	L 84-86
2/20 Stetson	W 88-71
2/24 Creighton	W 106-93
3/1 Florida State	W 96-84

Season Totals: 2368-2419

* Hurricane Classic

1968-69

Season Record: 14-10

Ron Godfrey, Head Coach

12/6 vs. Florida State*	L 84-111
12/7 vs. Florida*	L 62-111
12/11 at La Salle	W 71-96
12/13 at Alabama	L 72-85
12/20 vs. Yale^	W 77-71
12/21 vs. Maryland^	W 92-85
12/27 vs. Pittsburgh+	W 72-70
12/28 vs. Illinois+	L 76-86
1/4 Bucknell	W 89-84
1/6 at Tampa	L 61-62
1/10 at Florida State	L 81-86
1/11 at Jacksonville	W 94-87
1/16 Tulane	L 79-90
1/28 at Florida Southern	W 87-83
1/29 at Stetson	W 98-90
1/31 Hawaii	W 84-82
2/1 Morehead State	WOT 92-91
2/4 Stetson	L 83-87
2/8 Florida A&M	W 94-91
2/15 Loyola (N.O.)	W 89-80
2/18 Tampa	W 95-79
2/22 Miami (Ohio)	W 74-68
2/25 Jacksonville	W 95-86
3/1 Florida State	LOT 86-89

Season Totals: 1985-2048

* Sunshine State Classic (Jacksonville, Fla.)

^ Marshall Tournament (Huntington, W.Va.)

+ Hurricane Classic

1969-70

Season Record: 9-17

Ron Godfrey, Head Coach

12/1 Oregon State	L 81-86
12/3 Biscayne	W 62-60
12/5 vs. Pittsburgh*	W 85-67
12/6 vs. Duquesne*	L 88-94
12/12 at #2 UCLA	L 69-127
12/13 at Pepperdine	LOT 90-93
12/19 at St. Mary's (CA)	W 91-84
12/29 vs. Seton Hall^	L 69-76
12/30 vs. #5 Ohio University^	L 74-99
1/3 Bucknell	W 93-88
1/5 Rhode Island	W 105-95
1/9 at Florida State	L 63-114
1/10 at #7 Jacksonville	L 87-121
1/15 Centenary	W 94-78
1/23 at Florida Southern	W 103-92
1/24 at Stetson	L 88-116
1/29 at Tulane	L 90-105
1/31 at Loyola (N.O.)	L 84-98
2/7 Florida A&M	W 118-111
2/12 at Centenary	L 86-107
2/14 at #13 Houston	L 98-118
2/17 La Salle	W 103-96
2/21 Stetson	L 86-95
2/26 Oklahoma City	L 90-91
2/28 #9 Florida State	L 96-112
3/4 #6 Jacksonville	L 97-108

Season Totals: 2290-2521

* Steel Bowl (Pittsburgh, Pa.)

^ Hurricane Classic

1970-71

Season Record: 7-19

Ron Godfrey, Head Coach

12/4 Lehigh	W 74-67
12/9 at La Salle	L 77-97
12/11 at Dayton	L 77-91
12/18 vs. Nebraska*	L 58-85
12/19 vs. Oklahoma City*	LOT 91-94
12/22 Fordham	L 83-85
12/29 at Maryland	L 77-111
1/2 Oklahoma City	W 90-87
1/4 Seton Hall	W 89-81
1/8 at Florida State	L 106-114
1/9 at #7 Jacksonville	L 82-124
1/11 Lafayette	W 78-75
1/16 Tulane	W 74-71
1/22 at Oklahoma City	L 75-88
1/23 at Creighton	L 84-104
1/29 at Florida Southern	LOT 95-96
1/30 at Stetson	L 74-90
2/1 Morehead State	L 75-76
2/6 Loyola (N.O.)	L 88-107
2/8 Stetson	L 76-91
2/11 at George Washington	L 81-83
2/13 at American	L 82-93
2/20 Houston	L 93-99
2/23 Marshall	W 89-88
2/27 Florida State	W 100-94
3/2 #9 Jacksonville	L 75-94

Season Totals: 2143-2373

* Husker Classic (Lincoln, Neb.)

1971-85 NO TEAM



ALL-TIME RESULTS

1985-86

Season Record: 14-14

Bill Foster, Head Coach

11/22 The Citadel	W	85-77
11/29 Georgia State*	W	82-77
11/30 Georgia*	W	81-78
12/7 at Wisconsin	L	66-88
12/9 at Wis.-Green Bay	W	67-63
12/17 Florida	L	64-81
12/18 Rider	W	81-58
12/21 at UCLA	L	64-109
12/27 Brown^	L	61-62
12/28 Manhattan^	W	79-61
1/2 Fairfield	L	47-56
1/4 Hofstra	W	70-63
1/11 Towson State	W	71-66
1/18 Arizona	LOT	74-81
1/20 Florida State	W	83-75
1/23 Baptist	W	71-60
1/27 at Florida	L	53-75
1/31 at Brooklyn College+	W	102-93
2/3 at Florida State	L	72-90
2/8 at Dayton	L	68-79
2/12 MD-Eastern Shore	W	77-55
2/15 New Orleans	L	75-85
2/19 at #2 Duke	L	82-102
2/22 #14 Notre Dame	L	73-126
2/26 American	W	73-64
3/3 Hartford	W	66-62
3/5 at Marquette	L	62-84

Season Totals: 2006-2131

* AMI Classic

^ Orange Bowl Tournament

+ West Palm Beach Auditorium

1986-87

Season Record: 15-16

Bill Foster, Head Coach

11/28 vs. UCF*	W	64-54
11/29 vs. Penn State*	L	61-74
12/6 at #1 North Carolina	L	77-122
12/8 Wisconsin	L	54-65
12/14 Winthrop	L	55-63
12/20 Dartmouth	L	86-88
12/22 Duke	L	67-74
12/29 vs. Yale#	WOT	78-75
12/30 vs. Stanford#	W	71-58
1/3 Wisconsin-Green Bay	L	45-62
1/5 St. Francis (Pa.)	L	85-82
1/8 vs. PR-Bayamon+	W	74-54
1/9 vs. PR-Rio Piedras+	W	111-64
1/10 vs. Radford+	W	66-62
1/14 MD-Eastern Shore	W	88-66
1/17 at #20 Kansas	L	47-82
1/20 Providence	L	88-92
1/24 Marquette	WOT	91-89
1/29 at New Mexico	L	78-87
1/31 at San Diego State	WOT	83-82
2/4 Florida State	W	63-57
2/7 Navy	W	62-78
2/10 at Farleigh Dickinson^	L	70-73
2/14 Dayton	L	78-92
2/16 Armstrong State	W	97-47
2/18 FIU	W	102-81
2/21 at #18 Florida	L	60-99
2/26 at Florida State	L	84-108
2/28 Coppin State	W	115-76
3/5 #20 Notre Dame	L	49-65
3/7 Brooklyn College	W	83-64

Season Totals: 2332-2335

* AMI Classic

Palm Beach Hurricane Classic

+ Puerto Rico Tournament

^ at Meadowlands

1987-88

Season Record: 17-14

Bill Foster, Head Coach

11/27 vs. #9 Michigan*	L	76-109
11/28 vs. Duquesne*	W	84-73
11/29 vs. Alaska Anchorage*	L	77-78
12/4 vs. Colgate^	W	96-68
12/5 vs. South Carolina^	L	63-76
12/17 St. Thomas	W	71-47
12/19 Texas	L	85-86
12/21 Alabama State	W	110-107
12/29 vs. American+	W	104-70
12/30 vs. #11 Purdue+	L	82-110
1/2 #18 Georgetown	L	78-82
1/4 Farleigh Dickinson	W	81-68
1/6 at #9 Duke	L	69-107
1/9 Winthrop	W	62-60
1/11 Md. Baltimore Co.	W	75-56
1/16 at Marquette	L	51-65
1/20 Coppin State	W	64-54
1/23 South Florida	W	80-75
1/27 at Providence	W	83-77
2/1 Marist\$	WOT	79-76
2/4 Monmouth	LOT	62-64
2/6 San Diego State	L	49-56
2/9 at #8 Brigham Young	L	86-99
2/15 Florida	L	73-83
2/18 Marist	L	62-72
2/22 at VCU	W	96-93
2/27 DePaul	L	82-101
3/1 at South Florida	W	92-71
3/5 UCF	W	100-80
3/8 at Dayton	L	89-90
3/12 FIU	W	92-76

Season Totals: 2006-2131

* Great Alaska Shootout

(Anchorage, Alaska)

^ City of Miami Classic

+ Eastern Airlines Palm Beach Classic

\$ at Madison Square Garden

1988-89

Season Record: 19-12

Bill Foster, Head Coach

11/25 Maryland - Eastern Shore	W	108-80
11/28 Oral Roberts	W	108-103
12/1 UCLA	L	66-91
12/5 Bethune-Cookman	W	88-72
12/10 #1 Duke	L	102-117
12/16 Long Island	W	102-66
12/19 at Florida	L	81-101
12/23 St. Louis*	L	71-86
12/24 Eastern Illinois*	W	83-68
12/25 Old Dominion*	W	77-76
12/28 Pennsylvania+	W	102-69
12/30 Wichita State+	W	81-59
1/3 at Rutgers	WOT	99-94
1/7 at #5 Georgetown	L	79-112
1/9 VCU	L	77-87
1/12 #12 Kansas	W	87-86
1/16 at Stanford	L	59-93
1/24 #20 Providence	L	91-106
1/28 Marquette	W	106-90
2/1 New Mexico	L	93-110
2/4 Brigham Young	W	107-86
2/6 South Florida	WOT	106-104
2/8 Tennessee Tech	W	111-101
2/11 at DePaul	L	79-87
2/14 Florida Atlantic^	W	79-74
2/18 at South Florida	W	85-78
2/22 at Texas	L	104-123
2/25 at Oral Roberts	L	92-99
2/27 Davidson	W	90-78
3/2 Savannah State	W	107-98
3/6 FIU	W	89-82

Season Totals: 2809-2778

* Chaminade Classic

+ Eastern Airlines Palm Beach Classic

^ at West Palm Beach Auditorium



ALL-TIME RESULTS

1989-90

Season Record: 13-15

Bill Foster, Head Coach

11/27	Maryland Baltimore Co.	W	91-74
12/1	Baptist	W	77-67
12/6	Dayton	W	87-82
12/16	Alabama State	L	81-98
12/19	at #20 Arizona	L	53-83
12/27	Lehigh*	L	59-83
12/29	Boston College*	L	60-69
1/1	at George Mason	WOT	101-91
1/6	at South Florida	L	77-93
1/10	#1 Kansas	L	73-100
1/12	Brooklyn College	W	94-61
1/15	at Washington	L	67-83
1/18	Florida State	W2OT	101-97
1/20	Arizona State	L	58-62
1/27	at Notre Dame	L	60-107
1/31	at DePaul	L	48-76
2/3	Mercer	W	53-47
2/5	at #25 North Carolina	L	74-87
2/10	at Davidson	W	72-64
2/12	DePaul	L	49-66
2/15	Central Conn. State	W	62-40
2/17	at Florida State	L	73-92
2/19	Florida	W	62-59
2/21	at Providence	L	67-101
2/24	South Florida	W	81-73
2/27	Hartford	L	58-62
3/3	Tulane	W	93-60
3/6	FIU	W	83-55

Season Totals: 2014-2132

* Eastern Airlines Palm Beach Classic

1990-91

Season Record: 9-19

Leonard Hamilton, Head Coach

11/23	George Mason	L	91-97
11/27	at Penn State	L	67-93
12/1	at Southern Cal	L	71-92
12/5	at South Florida	L	71-79
12/14	#11 Georgia	L	60-78
12/17	Dartmouth	W	72-60
12/19	at SMU	L2OT	88-93
12/27	Miami (Ohio)*	L2OT	99-101
12/28	Mississippi State*	W	74-67
12/30	at Florida	L	60-62
1/3	at St. Joseph's (Pa.)	L	79-92
1/5	at West Virginia	L	67-71
1/9	Lehigh	W	99-67
1/12	Notre Dame	L	52-60
1/14	Lafayette	L	57-73
1/16	at Kansas	L	60-73
1/21	at Memphis State	L	72-80
1/25	Penn State	L	57-69
1/28	at Wake Forest	L	66-72
1/31	Northeastern	W	79-63
2/2	Davidson	W	79-67
2/6	St. Joseph's (Pa.)	W	87-64
2/9	VCU	W	73-58
2/11	Memphis State	LOT	82-83
2/23	DePaul	L	53-66
2/25	South Florida	W	67-58
3/4	FIU	W	87-65
3/6	at #25 DePaul	L	58-75

Season Totals: 2027-2078

* Eastern Airlines Palm Beach Classic

JOINED BIG EAST

1991-92

Season Record: 8-24

(1-17 BIG EAST)

Leonard Hamilton, Head Coach

11/23	Barry	L	91-97
11/25	Florida Atlantic	W	83-53
11/29	Maine#	W	62-57
11/30	Eastern Kentucky#	L	61-66
12/1	Tennessee#	W	72-60
12/6	Howard	L	55-64
12/20	SMU	L	60-69
12/23	at Arizona State	L	57-62
12/27	Marshall+	W	70-55
12/29	George Washington+	L	64-78
1/2	at #5 Connecticut*	L	62-85
1/4	at St. John's*	L	69-83
1/7	at #18 Seton Hall*	L	52-64
1/11	at #20 Syracuse*	L	57-73
1/14	#17 St. John's*	W	45-42
1/18	#8 Connecticut*	L	58-77
1/21	Boston College*	L	50-51
1/25	at Georgetown*	L	40-60
1/29	at Pittsburgh*	L	52-82
2/1	at Davidson	L	62-66
2/4	Pittsburgh*	L	55-77
2/12	Providence*	L	51-73
2/15	Georgetown*	L	58-75
2/18	at Villanova*	L	50-74
2/22	at Boston College*	L	49-55
2/25	Villanova*	L	50-61
2/29	#22 Syracuse*	L	63-68
3/2	FIU	W	68-63
3/4	#22 Seton Hall*	LOT	82-90
3/7	at Providence*	L	57-62
3/12	Pittsburgh^	W	83-71
3/13	#21 Georgetown^	L	64-77

Season Totals: 1941-2160

* Big East Game

San Juan Shootout

+ Palm Beach Classic

^ Big East Tournament (New York, N.Y.)

1992-93

Season Record: 10-17

(7-11 BIG EAST)

Leonard Hamilton, Head Coach

12/1	FIU	L	64-72
12/4	Southwest Texas St.	L	57-60
12/7	at #6 Seton Hall*	L	56-65
12/11	Barry	L	81-64
12/19	Florida Atlantic	W	84-61
12/22	at Georgia	L	67-69
12/27	Southern Cal	L	66-86
12/29	UNC Wilmington	L	73-88
1/2	#10 Georgetown*	W	80-69
1/6	at #24 Pittsburgh*	L	78-85
1/9	at #21 Syracuse*	L	81-89
1/16	at St. John's*	L	74-78
1/19	Providence*	L	75-66
1/23	#20 Pittsburgh*	L	84-86
1/26	Connecticut*	W	80-65
1/30	at Villanova*	L	69-82
2/4	Bethune-Cookman	W	78-54
2/6	Syracuse*	W	81-74
2/10	Boston College*	W	75-71
2/13	at Connecticut*	L	72-88
2/16	at Providence*	L	60-75
2/20	#25 St. John's*	W	82-77
2/23	#14 Seton Hall*	L	73-85
2/27	at Boston College*	L	58-70
3/3	at Georgetown*	L	64-82
3/6	Villanova*	W	77-76
3/11	Georgetown^	L	40-67

Season Totals: 1929-2004

* Big East Game

^ Big East Tournament (New York, N.Y.)



ALL-TIME RESULTS

1993-94

Season Record: 7-20
(0-18 BIG EAST)

Leonard Hamilton, Head Coach

11/26 Florida Atlantic	W	85-53
12/1 UNC Asheville	W	82-60
12/4 Florida A&M	W	91-47
12/7 Georgetown*	L	47-61
12/10 Bethune-Cookman	W	82-54
12/17 Sam Houston State	W	73-58
12/19 at Buffalo	W	63-57
12/22 at #21/18 Syracuse*	L	52-81
12/29 Wagner	L	55-57
1/4 at Florida Atlantic	W	79-62
1/8 at Providence*	L	59-81
1/12 at Pittsburgh*	L	55-83
1/15 at #20/20 Boston College*	L	49-69
1/22 St. John's*	L	63-75
1/26 Seton Hall*	L	48-77
1/29 at Georgetown*	L	40-77
2/1 Pittsburgh*	L	71-80
2/5 at #5/6 Connecticut*	L	57-73
2/8 at St. John's*	L	63-78
2/12 Villanova*	L	58-77
2/16 Boston College*	L	63-79
2/19 at Seton Hall*	L	63-85
2/22 #5 Connecticut*	L	49-74
2/26 Providence*	L	60-88
3/1 #14 Syracuse*	L	69-71
3/5 at Villanova*	L	63-83
3/10 Seton Hall^	L	51-69

Season Totals: 1690-1909

* Big East Game

^ Big East Tournament (New York, N.Y.)

1994-95

Season Record: 15-13
(9-9 BIG EAST)

NIT

Leonard Hamilton, Head Coach

11/25 Northeastern Illinois	W	66-48
11/28 Florida Atlantic	W	76-59
11/30 Robert Morris	W	66-51
12/6 #19/19 Syracuse*	L	65-83
12/10 Florida A&M	W	67-53
12/20 at Clemson	L	55-75
12/28 UNLV+	L	55-56
12/30 Fordham	W	55-43
1/2 at Seton Hall*	L	54-72
1/7 at #12/13 Georgetown*	L	64-71
1/11 at St. John's*	W	82-79
1/18 at Providence*	W	81-75
1/21 Boston College*	W	69-68
1/25 #22/25 Villanova*	L	62-92
1/28 at #6/6 Syracuse*	L	51-76
1/31 at #4/5 Connecticut*	L	57-82
2/4 #13/13 Georgetown*	W	67-61
2/7 at #16/18 Villanova*	L	63-73
2/11 Providence*	W	69-63
2/13 St. John's*	W	71-69
2/18 at Pittsburgh*	L	61-67
2/22 Seton Hall*	W	61-57
2/25 at Boston College*	WOT	77-71
2/28 Pittsburgh*	WOT	76-68
3/2 at Florida Atlantic	W	80-70
3/4 #4/5 Connecticut*	L	67-75
3/10 vs. #24 Georgetown^	L	58-69
3/15 at Penn State#	L	56-62

Season Totals: 1831-1888

* Big East Game

+ Orange Bowl Classic

^ Big East Tournament (New York, N.Y.)

National Invitation Tournament

1995-96

Season Record: 15-13
(8-10 BIG EAST)

Leonard Hamilton, Head Coach

11/24 Northeastern Illinois	W	81-58
11/27 at Florida Atlantic	W	76-56
12/2 Seton Hall*	W	80-70
12/5 #2/2 Villanova*	L	68-70
12/9 Florida A&M	W	77-53
12/16 Winthrop	W	81-56
12/20 Florida Atlantic	W	61-51
12/23 Clemson	LOT	52-66
12/27 vs. Tennessee+	L	54-56
12/29 Columbia	W	69-62
1/3 #11/12 Syracuse*	W	75-66
1/6 at #7/6 Connecticut*	L	52-73
1/10 at Seton Hall*	L	63-66
1/13 at #5/5 Georgetown*	L	67-72
1/20 Pittsburgh*	W	66-57
1/23 Notre Dame*	W	72-64
1/27 at #7/7 Villanova*	L	62-90
2/1 at #18/16 Syracuse*	L	51-72
2/6 West Virginia*	W	68-65
2/10 #22/21 Boston College*	L	58-62
2/14 at Providence*	L	54-77
2/17 at West Virginia*	L	69-72
2/20 St. John's*	W2OT	96-91
2/25 at Rutgers*	L	55-71
2/28 at Notre Dame*	W	71-59
3/2 Providence*	W	66-59
3/6 vs. Rutgers^	W	77-67
3/7 vs. #6/6 Georgetown^	L	62-92

Season Totals: 1883-1873

* Big East Game

+ Orange Bowl Classic

^ Big East Tournament (New York, N.Y.)

1996-97

Season Record: 16-13
(9-9 BIG EAST)

NIT

Leonard Hamilton, Head Coach

11/22 Buffalo	W	78-61
11/24 Florida Atlantic	W	83-74
11/29 at UNLV	L	43-55
12/3 St. John's*	L	57-61
12/7 #19/17 Syracuse*	W	67-63
12/13 Hartford	W	74-58
12/18 Jacksonville	W	74-57
12/22 at Tennessee	L	65-78
12/28 vs. DePaul+	W	61-45
12/30 Lehigh	W	68-32
1/2 at #25/25 Boston College*	W	65-62
1/4 at Georgetown*	W	69-67
1/8 at Pittsburgh*	L	72-76
1/11 at #8/7 Villanova*	W	61-59
1/15 Providence*	W	71-69
1/18 Georgetown*	WOT	68-65
1/22 Connecticut*	W	69-46
2/2 at Rutgers*	L	59-60
2/5 Pittsburgh*	W	78-63
2/8 Rutgers*	W	53-50
2/10 at Seton Hall*	W	61-51
2/15 at Connecticut*	L	52-72
2/19 Boston College*	L	57-59
2/22 at St. John's*	L	73-77
2/25 at Notre Dame*	L	60-69
3/1 West Virginia*	L	54-82
3/5 vs. St. John's^	WOT	76-68
3/6 vs. Georgetown^	L	59-63
3/13 vs. Michigan#	L	63-76

Season Totals: 1105-1126

* Big East Game

+ Orange Bowl Classic

^ Big East Tournament (New York, N.Y.)

National Invitational Tournament



ALL-TIME RESULTS

1997-98

Season Record: 18-10
(11-7 BIG EAST)

NCAA Tournament

Leonard Hamilton, Head Coach

11/14 at Southern Illinois	W	73-61
11/16 Florida Atlantic	W	69-47
11/21 #17/17 Charlotte	W	89-72
11/24 Eastern Kentucky	W	86-64
11/29 at Jacksonville	W	74-70
12/2 Rutgers*	W	63-55
12/6 Georgetown*	W	66-56
12/12 Georgia State	W	80-64
12/22 at Memphis	W	65-57
12/27 vs. #23 Georgia Tech+	L	61-69
12/31 at Seton Hall*	W	78-65
1/3 at Pittsburgh*	W	73-65
1/6 #8/8 Connecticut*	W	76-67
1/10 at #25/21 West Virginia*	L	84-98
1/13 at St. John's*	L	64-73
1/18 at #15/15 Syracuse*	L	67-85
1/22 Villanova*	W	78-63
1/28 at Boston College*	W	67-57
1/31 at Villanova*	L	75-78
2/4 Providence*	W	64-54
2/10 #23/20 Syracuse*	L	63-72
2/14 Notre Dame*	W	66-57
2/18 at Providence*	L	57-59
2/22 at Notre Dame*	W	65-59
2/24 Seton Hall*	L	71-76
2/28 #19/19 West Virginia*	W	70-66
3/4 vs. Georgetown^	L	56-62
3/13 vs. #19/20 UCLA#	L	62-65

Season Totals: 1962-1836

* Big East Game

+ Orange Bowl Classic

^ Big East Tournament (New York, N.Y.)

NCAA Tournament (Atlanta, Ga.)

1998-99

Season Record: 23-7
(15-3 BIG EAST)

NCAA Tournament

Leonard Hamilton, Head Coach

11/13 at Florida Atlantic	W	97-73
11/23 at Charlotte	L	59-66
11/27 Northern Iowa	W	78-69
12/5 at #8/8 Kentucky	L	65-74
12/8 Boston College*	W	77-64
12/11 UCF	W	66-56
12/18 at Georgia State	W	76-55
12/22 Memphis	W	80-64
12/27 vs. Ohio State+	W	72-64
12/30 at Georgetown*	W	64-63
1/6 #10/9 St. John's*	W	84-79
1/9 Notre Dame*	L	68-71
1/13 at Rutgers*	W	74-62
1/16 at West Virginia*	W	64-55
1/20 [25] #2/2 Connecticut*	L	68-70
1/24 [25] at Boston College*	W	75-67
1/27 [23/25] Seton Hall*	W	77-71
1/30 [23/25] at Pittsburgh*	L	54-60
2/3 [25] at St. John's*	W	73-70
2/6 [25] Georgetown*	W	71-58
2/8 [16/21] at Syracuse*	W	76-63
2/13 [16/21] at Providence*	W	69-65
2/16 [16/21] Villanova*	W	103-82
2/20 [16/21] at Connecticut*	W	73-71
2/23 [11/13] Pittsburgh*	W	85-52
2/27 [11/13] Rutgers*	W	68-63
3/4 [9/10] vs. Georgetown^	W	65-54
3/5 [9/10] vs. #9/10 St. John's^	L	59-62
3/12 [10/12] vs. Lafayette#	W	75-54
3/14 [10/12] vs. Purdue#	L	63-73

Season Totals: 2178-1950

* Big East Game

+ Orange Bowl Classic

^ BIG East Tournament (New York, N.Y.)

NCAA Tournament (Boston, Mass.)

1999-00

Season Record: 23-11
(13-3 BIG EAST)

BIG EAST Regular Season Co-Champions

NCAA Sweet Sixteen

Leonard Hamilton, Head Coach

11/19 at UCF	W	81-54
11/23 [24] Monmouth	W	67-46
11/30 [25] Bethune-Cookman	W	102-75
12/4 at Memphis	L	72-82
12/7 Charlotte	L	65-75
12/11 Hartford	W	97-61
12/18 vs. #7/9 North Carolina+	L	78-68
12/20 vs. La.-Lafayette^	L	60-66
12/21 vs. Detroit Mercy^	W	68-64
12/22 vs. Illinois State^	L	78-87
12/27 Florida Atlantic	W	89-52
12/29 Quinnipiac	W	80-66
1/5 West Virginia*	W	66-58
1/8 #7/8 Syracuse*	L	55-67
1/11 at Seton Hall*	W	71-64
1/15 at Georgetown*	L	61-65
1/17 at Villanova*	W	67-66
1/22 Boston College*	W	62-54
1/25 at Notre Dame*	W	63-49
1/29 #16/18 Kentucky	L	57-60
2/1 Pittsburgh*	W	64-60
2/5 at Rutgers*	W	58-52
2/7 Georgetown*	W	77-55
2/16 Providence*	L	45-47
2/19 at #18/18 Connecticut*	W	63-57
2/22 at West Virginia*	W	68-50
2/26 Notre Dame*	W	55-52
2/29 at Pittsburgh*	W	74-66
3/5 #18/21 St. John's*	W	74-70
3/9 [23] vs. Notre Dame\$	W	61-58
3/10 [23] vs. #19/20 St. John's\$	L	57-58
3/17 [23/25] vs. Arkansas#1	W	75-71
3/19 [23/25] vs. #8/8 Ohio State#W	W	75-62
3/24 [23/25] vs. #18/19 Tulsa##	L	71-80

Season Totals: 2346-2127

* Big East Game

+ Orange Bowl Classic

^ San Juan Shootout (Puerto Rico)

\$ BIG East Tournament (New York, N.Y.)

NCAA Tournament, Nashville, Tenn.

NCAA Tournament, Austin, Texas

2000-01

Season Record: 16-13
(8-8 BIG EAST)

NIT

Perry Clark, Head Coach

11/18 at Florida Atlantic	W	76-59
11/25 Northeastern	W	92-86
11/28 at Charlotte	L	63-95
12/4 at #14/12 North Carolina	L	45-67
12/9 UCF	W	83-72
12/16 vs. Nebraska+	L	64-72
12/18 Eastern Illinois	W	83-73
12/21 Memphis	W	66-57
12/27 Lehigh	W	71-52
12/29 Tennessee-Martin	W	70-54
1/3 at Pittsburgh*	L	51-62
1/7 Boston College*	L	72-73
1/10 at Virginia Tech*	L	74-85
1/13 at #24 Boston College*	L	73-82
1/16 at Providence*	W	78-64
1/20 #15/15 Connecticut*	W	77-74
1/22 at St. John's*	LOT	63-67
1/28 Providence*	L	70-80
2/1 #22/25 Seton Hall*	W	72-66
2/6 Virginia Tech*	W	86-61
2/10 St. John's*	L2OT	79-85
2/13 at #10/7 Syracuse*	W	68-57
2/17 at Villanova*	W	80-62
2/24 at Connecticut*	L	53-60
2/28 West Virginia*	W	73-66
3/3 Villanova*	W	65-53
3/7 vs. Pittsburgh^	L	69-78
3/14 vs. Auburn#	L	58-60

Season Totals: 2039-1963

* Big East Game

+ Orange Bowl Classic

^ Big East Championship (New York, N.Y.)

National Invitation Tournament



ALL-TIME RESULTS

2001-02

Season Record: 24-8

(10-6 BIG EAST)

NCAA Tournament

Perry Clark, Head Coach

11/18 vs. Eastern Michigan!	W	93-56
11/19 vs. UAB!	W	81-79
11/20 vs. Clemson!	W	67-65
11/24 Lafayette	W	79-69
11/26 Florida Atlantic	W	74-48
11/29 Howard	W	87-71
12/3 FIU	W	77-59
12/8 at Texas A&M	W	64-55
12/15 vs. #21/24 Indiana+	W	58-53
12/18 Florida A&M	W	90-62
12/22 Charlotte	W	64-56
12/27 [24/23] at LSU	W	68-61
12/30 [24/23] St. Francis (Pa.)	W	71-48
1/2 [21/21] at #23/24 Georgetown*	W	79-71
1/5 [21/21] at Connecticut*	L	75-76
1/8 [21/20] at St. John's*	L	60-71
1/12 [21/20] at Virginia Tech*	W	77-68
1/15 [24/20] Pittsburgh*	WOT	76-69
1/19 [24/20] Providence*	WOT	102-96
1/24 [22/19] Villanova*	W	76-58
1/29 [15/16] Boston College*	L	65-70
2/2 [15/16] #17/22 Connecticut*W		68-66
2/5 [12/11] at Villanova*	W	65-56
2/10 [12/11] at Boston College*	L	63-76
2/13 [13/11] St. John's*	W	79-56
2/17 [13/11] at Rutgers*	L	61-64
2/23 [17/13] Notre Dame*	L	77-90
2/26 [22/18] at Providence*	W	81-65
3/2 [22/18] Virginia Tech*	W	83-77
3/7 [21/21] vs. Georgetown^	W	84-76
3/8 [21/21] vs. #7/7 Pittsburgh^L		71-76
3/14 [21/21] vs. Missouri#	L	80-93

Season Totals: 2395-2156

* Big East Game

! Virgin Islands Paradise Jam

+ Orange Bowl Classic

^ Big East Championship (New York, N.Y.)

NCAA Tournament (Albuquerque, N.M.)

2002-03

Season Record: 11-17

(4-12 BIG EAST)

Perry Clark, Head Coach

11/23 New Hampshire	W	93-58
11/26 Texas A&M	W	78-72
11/30 Savannah State	W	91-57
12/3 at Florida Atlantic	LOT	73-74
12/8 at Florida State	L	55-72
12/15 at Charlotte	L	64-69
12/18 Arkansas-Pine Bluff	W	79-42
12/21 vs. #13/13 Florida+	L2OT	93-94
12/27 at UCF	W	62-51
12/30 Lehigh	W	68-62
1/4 North Carolina\$	WOT	64-61
1/7 at West Virginia*	L	63-68
1/11 at #3/3 Connecticut*	LOT	80-83
1/18 at Seton Hall*	L	53-76
1/20 #11/8 Connecticut*	W	77-76
1/26 Syracuse*	L	49-54
1/29 Providence*	W	60-57
2/2 at St. John's*	L	74-77
2/8 Villanova*	LOT	67-72
2/11 Virginia Tech*	W	85-65
2/15 at Boston College*	L	65-76
2/18 at Providence*	L	63-73
2/22 Georgetown*	L	72-74
2/25 at Villanova*	L	56-75
3/1 Boston College*	L	68-72
3/5 at Virginia Tech*	W	79-71
3/8 St. John's*	L	73-76
3/12 vs. Seton Hall^	L	52-67

Season Totals: 1956-1924

* Big East Game

+ Orange Bowl Classic

^ Big East Championship (New York, N.Y.)

\$ First game at BankUnited Center

2003-04

Season Record: 14-16

(4-12 BIG EAST)

Perry Clark, Head Coach

11/21 Lubbock Christian^	W	86-66
11/23 Louisiana-Monroe^	W	78-60
11/25 vs. Rhode Island^^	L	53-54
11/26 vs. Bradley^^	L	82-83
12/2 Stetson	W	91-70
12/6 FIU	W	89-72
12/9 UMBC	W	61-52
12/14 Florida State	L	58-67
12/20 vs. Temple+	W	72-66
12/22 North Carolina A&T	W	81-62
12/27 Florida Atlantic	W	76-51
12/30 IPFW	W	75-52
1/3 Savannah State	W	105-65
1/7 at #12/13 North Carolina	L	64-89
1/10 #15/15 Pittsburgh*	L2OT	84-80
1/14 at St. John's*	W	70-64
1/17 at Virginia Tech*	W	65-59
1/21 Rutgers*	W	73-63
1/25 Villanova*	L	69-76
1/28 at Notre Dame*	L	62-72
1/31 Georgetown*	LOT	80-87
2/4 at Rutgers*	LOT	70-72
2/7 at Georgetown*	L	64-80
2/11 Boston College*	LOT	72-74
2/14 #25 Syracuse*	L	74-91
2/18 at #8/8 Connecticut*	L	63-76
2/21 at #19/17 Providence*	L	57-70
2/24 Seton Hall*	L	66-76
3/2 at Villanova*	W	59-56
3/6 West Virginia*	L	53-58

Season Totals: 2148-2067

* Big East Game

^ Las Vegas Tournament (Coral Gables, Fla.)

^^ Las Vegas Tournament (Las Vegas, Nev.)

+ Orange Bowl Classic

JOINED ACC

2004-05

Record: 16-13

(7-9 ACC)

Inaugural ACC Season

NIT

Frank Haith, Head Coach

11/20 Wofford	W	67-64
11/23 South Carolina State	L	50-60
11/27 vs. Xavier+	LOT	70-83
11/29 Florida Atlantic	W	84-68
12/4 at #19/18 Florida	W	72-65
12/7 at FIU	W	80-67
12/12 Massachusetts	W	80-53
12/18 Stetson	W	81-50
12/23 Tennessee Tech	W	69-57
12/30 Appalachian State	W	80-63
1/2 Norfolk State	W	76-58
1/6 at #9/10 Georgia Tech*	L	69-80
1/9 #24 NC State*	W	67-66
1/12 at Virginia*	W	91-80
1/15 Florida State*	W	64-63
1/19 #4/4 Duke*	L	83-92
1/22 at #6/6 North Carolina*	L	67-87
1/26 Clemson*	W	69-65
1/29 at #5/5 Wake Forest*	L	82-94
2/2 Virginia Tech*	L	63-73
2/5 #22/24 Maryland*	WOT	75-73
2/12 at Clemson*	W	83-77
2/15 #5/5 Wake Forest*	L	63-68
2/19 at Virginia Tech*	L	58-71
2/22 at Florida State*	W	65-49
2/26 Georgia Tech*	L	72-76
3/3 at #6/6 Duke*	L	59-83
3/10 vs. Virginia^	L	65-66
3/15 at South Carolina#	L	67-69

Season Totals: 2071-2020

* ACC Game

+ Orange Bowl Basketball Classic

^ ACC Tournament (Washington, D.C.)

National Invitation Tournament



ALL-TIME RESULTS

2005-06

Record: 18-16

(7-9 ACC)

NIT

Frank Haith, Head Coach

11/13 vs. Texas-Arlington!	W	76-65
11/14 vs. Air Force!	L	53-57
11/15 vs. Green Bay!	W	80-54
11/19 Morgan State	W	83-51
11/22 North Carolina A&T	W	87-62
11/27 at Temple	L	56-73
11/29 at Michigan\$	L	53-74
12/3 Birmingham-Southern	W	82-55
12/10 Wofford	W	71-40
12/18 at #21/19 NC State*	L	69-81
12/22 #5/5 Florida	L	67-77
12/27 Stetson	W	65-56
12/31 vs. #10/10 Louisville+	L	43-58
1/2 Sacred Heart	W	63-57
1/7 #14/12 Maryland*	W	84-70
1/14 at #20/20 North Carolina*	W	81-70
1/18 Clemson*	W	62-38
1/21 #21/21 Boston College*	L	61-65
1/24 at Virginia*	L	51-71
1/29 at Florida State*	WOT	84-78
1/31 Wake Forest*	W	78-69
2/4 at Georgia Tech*	W	70-53
2/8 #16/15 NC State*	L2OT	77-86
2/12 #23/24 North Carolina*	L	70-80
2/16 at #13/15 Boston College*	L	54-65
2/19 at #2/2 Duke*	L	71-92
2/22 Virginia Tech*	W	70-59
3/1 at Maryland*	L	61-65
3/5 Florida State*	L	64-67
3/9 vs. Clemson^	W	66-63
3/10 vs. #3/3 Duke^	L	76-80
3/15 Oklahoma State#	W	62-59
3/20 at Creighton#	W	53-52
3/22 at Michigan#	L	65-71
Season Totals:		2308-2213

* ACC Game

! BCA Classic (Seattle, Wash.)

\$ ACC/Big Ten Challenge

+ Orange Bowl Basketball Classic

^ ACC Tournament (Greensboro, N.C.)

National Invitational Tournament

2006-07

Record: 12-20

(4-12 ACC)

Frank Haith, Head Coach

11/11 FIU	W	73-50
11/14 Alcorn State	W	96-57
11/17 at Evansville!	W	74-69
11/18 vs. Buffalo!	L	57-60
11/19 vs. Cleveland State!	L	67-78
11/25 Lafayette	W	98-66
11/28 at Northwestern#	L	59-61
12/3 #21/25 Georgia Tech*	W	90-82
12/9 Lehigh	W	79-58
12/11 Mississippi State	L	52-70
12/16 Stetson	W	89-64
12/20 Binghamton	L	74-79
12/23 at Louisville	L	59-82
12/30 vs. Nebraska+	L	67-82
1/2 at Massachusetts	W	72-71
1/6 Wake Forest*	L	58-59
1/10 at #/25 Maryland*	W	63-58
1/14 #11/11 Duke*	L	63-85
1/16 at Boston College*	L	63-82
1/20 at Florida State*	L	67-86
1/23 #24/23 Virginia Tech*	L	85-92
1/31 at #3/3 North Carolina*	L	64-105
2/3 at Virginia*	L	70-81
2/7 Boston College*	L	68-75
2/10 NC State*	W	80-65
2/17 at Wake Forest*	L	69-74
2/21 #24/19 Virginia*	W	68-60
2/24 at Virginia Tech*	L	57-73
2/28 at Clemson*	LOT	70-74
3/3 Florida State*	LOT	90-98
3/8 vs. #17/21 Maryland^	W	67-62
3/9 vs. Boston College^	LOT	71-74
Season Totals:		2279-2332

* ACC Game

! American Youth Classic (Evansville, Ill.)

ACC/Big Ten Challenge

+ Orange Bowl Classic (Miami, Fla.)

^ ACC Tournament (Tampa, Fla.)

2007-08

Record: 23-11

(8-8 ACC)

NCAA Tournament

Frank Haith, Head Coach

11/9 Florida Southern	W	104-61
11/15 vs. Marist!	W	85-61
11/16 vs. VCU!	W	69-63
11/18 vs. Providence!	W	64-58
11/24 Morgan State	W	55-51
11/28 Alabama State	W	83-74
12/2 St. John's	W	66-47
12/8 at Fla. International	W	67-53
12/13 at Mississippi State	W	64-58
12/17 [22/22] Stetson	W	89-53
12/20 [22/22] North Florida	W	85-63
12/23 [22/22] North Carolina A&TW	W	95-64
12/29 [19/19] vs. Winthrop+	L	70-76
1/2 Penn	W	88-62
1/12 [25] Georgia Tech*	W	78-68
1/15 [21/24] at Boston College*	L	66-76
1/19 [21/24] at NC State*	LOT	77-79
1/23 #5/4 North Carolina*	L	82-98
1/27 #/25 Clemson*	W	75-72
1/29 at Wake Forest*	L	68-70
2/2 at #3/3 Duke*	L	73-88
2/6 Florida State*	L	55-62
2/9 at Virginia Tech*	W	74-71
2/17 at Georgia Tech*	W	64-63
2/20 #5/4 Duke*	W	96-95
2/23 Maryland*	W	78-63
2/27 at Clemson*	L	69-79
3/1 Virginia*	W	95-93
3/5 Boston College*	W	74-61
3/8 at Florida State*	LOT	72-75
3/13 vs. NC State^	W	63-50
3/14 vs. Virginia Tech^	L	49-63
3/21 vs. St. Mary's (Calif.)#	W	78-64
3/23 vs. #7/7 Texas#	L	72-75
Season Totals:		2542-2309

* ACC Game

! Puerto Rico Tip-Off Classic (San Juan, P.R.)

+ Orange Bowl Basketball Classic

^ ACC Tournament (Charlotte, N.C.)

NCAA Tournament (Little Rock, Ark.)

2008-09

Record: 19-13

(7-9 ACC)

NIT

Frank Haith, Head Coach

11/15 [17/16] Florida Southern	W	96-60
11/21 [17/16] vs. Southern Miss!	W	70-60
11/23 [17/16] vs. #2/2 Connecticut!	L	63-76
11/24 [22/21] vs. San Diego!	W	80-45
11/29 [22/21] Stetson	W	79-65
12/2 [21/22] Ohio State\$	L	68-73
12/6 [21/22] at Kentucky	W	73-67
12/12 [25] Fla. International	W	76-50
12/14 [25] Robert Morris	W	70-62
12/21 #25/25 Clemson*	L	72-91
12/27 at St. John's	W	70-56
12/31 North Florida	W	94-41
1/3 NC Central	W	76-42
1/5 Florida Atlantic	W	85-69
1/10 at #24/17 Boston College*	W	77-71
1/14 Maryland*	W	62-60
1/17 at #5/6 North Carolina*	L	65-82
1/21 Florida State*	W	75-69
1/25 Virginia Tech*	LOT	83-88
1/27 at NC State*	LOT	81-84
1/31 at Maryland*	L	68-73
2/4 #7/6 Wake Forest*	W	79-52
2/7 at #4/3 Duke*	LOT	75-78
2/15 #3/3 North Carolina*	L	65-69
2/18 at Florida State*	L	67-80
2/21 Boston College*	W	69-58
2/26 at Virginia*	W	62-55
3/4 at Georgia Tech*	L	68-78
3/7 NC State*	W	72-64
3/12 vs. Virginia Tech^	L	47-65
3/18 at Providence#	W	78-66
3/20 at Florida#	L	60-74
Season Totals:		2325-2123

* ACC Game

! Paradise Jam (U.S. Virgin Islands)

\$ ACC/Big Ten Challenge

^ ACC Tournament (Atlanta, Ga.)

National Invitation Tournament



ALL-TIME RESULTS

2009-10

Record: 20-13

(4-12 ACC)

Frank Haith, Head Coach

11/14 NC Central	W	83-53
11/16 Nova Southeastern	W	108-58
11/19 vs. Tulane!	W	74-54
11/20 vs. UNC Wilmington!	W	67-60
11/22 vs. South Carolina!	W	85-70
11/25 FGCU	W	77-58
11/28 USC Upstate	W	70-41
12/2 Minnesota\$	W	63-58
12/6 at Boston College*	L	60-61
12/12 South Carolina State	W	91-54
12/16 at Stetson	W	69-49
12/19 vs. Florida Atlantic^	W	87-69
12/21 North Carolina A&T	W	80-59
12/30 Bethune-Cookman	W	73-55
1/3 at Pepperdine	W	86-63
1/9 Wake Forest*	W	67-66
1/13 [23] at Virginia Tech*	L	66-81
1/16 [23] at Virginia*	L	57-75
1/19 Boston College*	L	75-79
1/26 at Maryland*	L	59-81
1/31 Virginia Tech*	W	82-75
2/2 at Wake Forest*	L	53-62
2/6 at Florida State*	L	65-71
2/10 #20/20 Georgia Tech*	W	64-62
2/13 at Clemson*	L	66-74
2/17 #6/6 Duke*	L	74-81
2/23 Virginia*	W	74-62
2/27 NC State*	L	66-71
3/2 at North Carolina*	L	62-69
3/6 Florida State*	L	60-61
3/11 vs. Wake Forest%	W	83-62
3/12 vs. Virginia Tech%	W	70-65
3/13 vs. #4/4 Duke%	L	74-77
Season Totals:		2390-2136

* ACC Game

! Charleston Classic (Charleston, S.C.)

\$ Big Ten/ACC Challenge

^ Orange Bowl Classic (Sunrise, Fla.)

% ACC Tournament (Greensboro, N.C.)

2010-11

Record: 21-15

(6-10 ACC)

NIT

Frank Haith, Head Coach

11/12 Jacksonville	W	89-77
11/15 at #19/19 Memphis	L	68-72
11/19 N.C. Central	W	88-65
11/21 at Rutgers	L	45-61
11/24 McNeese State	W	79-59
11/27 at FGCU	W	87-75
11/30 Ole Miss	W	86-73
12/4 West Virginia	W	79-76
12/12 Stetson!	W	68-54
12/18 vs. UCF^	L	78-84
12/21 vs. Oral Roberts!	W	69-56
12/22 vs. Rice!	W	73-67
12/23 vs. Akron!	W	69-61
12/30 Pepperdine	W	94-59
1/2 at #1/1 Duke*	L	63-74
1/8 at Clemson*	L	72-79
1/15 Boston College*	W	72-71
1/19 Florida State*	L	53-55
1/23 at NC State*	L	70-72
1/26 North Carolina*	L	71-74
1/30 at Virginia Tech*	L	68-72
2/3 Georgia Tech*	W	59-57
2/5 Virginia*	WOT	70-68
2/9 at Wake Forest*	W	74-73
2/13 #5/5 Duke*	L	71-81
2/15 at UNC Greensboro	W	78-58
2/20 Clemson*	L	59-63
2/23 at Boston College*	W	73-64
2/26 at Florida State*	L	59-65
3/2 Maryland*	W	80-66
3/6 at Georgia Tech*	L	57-66
3/10 vs. Virginia%	WOT	69-62
3/11 vs. #6/7 North Carolina%	L	59-61
3/16 Florida Atlantic#	W	85-62
3/21 Missouri State#	W	81-72
3/23 at Alabama#	L	79-64
Season Totals:		2579-2433

* ACC Game

! Las Vegas Holiday Hoops Classic

^ Orange Bowl Classic (Sunrise, Fla.)

% ACC Tournament (Atlanta, Ga.)

National Invitation Tournament

2011-12

Record: 20-13

(9-7 ACC)

NIT

Jim Larrañaga, Head Coach

11/11 Tennessee Tech	W	69-58
11/15 Rutgers	W	72-57
11/19 North Florida	W	75-62
11/22 FGCU	W	60-50
11/25 at Ole Miss	LOT	61-64
11/29 at Purdue \$	L	65-76
12/3 Massachusetts	W	83-75
12/6 #21/20 Memphis	L	54-71
12/10 at West Virginia	L	66-77
12/17 vs Florida Atlantic ^	WOT2	93-90
12/22 at Charlotte	W	76-61
12/30 Appalachian State	W	84-54
1/2 UNCG	W	99-89
1/7 at #21/23 Virginia*	L	51-52
1/10 at #3/3 North Carolina*	L	56-73
1/18 Clemson*	W	76-73
1/22 NC State*	L	73-78
1/24 at Georgia Tech*	W	64-49
1/29 at Boston College*	W	76-54
2/1 Maryland*	WOT2	90-86
2/5 at #7/5 Duke*	WOT	78-74
2/9 Virginia Tech*	W	65-49
2/11 at #15/17 Florida State*	L	59-64
2/15 #8/7 North Carolina*	L	64-73
2/18 Wake Forest*	W	74-56
2/21 at Maryland*	L	70-75
2/26 #15/16 Florida State*	W	78-62
2/29 at NC State*	L	73-77
3/3 Boston College*	W	77-56
3/8 at Georgia Tech%	W	54-36
3/9 vs #17/17 Florida State%	L	71-82
3/14 Valparaiso#	W	66-50
3/19 Minnesota#	L	60-78
Season Totals:		2332-2181

* ACC game

\$ Big Ten/ACC Challenge

^ Orange Bowl Classic (Sunrise, Fla.)

% ACC Tournament (Atlanta, Ga.)

National Invitation Tournament

2012-13

Record: 29-7

(15-3 ACC) ACC Champions

NCAA Sweet 16

Jim Larrañaga, Head Coach

11/9 Stetson	W	87-79
11/13 at FGCU	L	51-63
11/16 Jacksonville	W	73-57
11/24 Detroit	W	77-62
11/28 #13/14 Michigan State \$	W	67-59
12/1 at Massachusetts	W	75-62
12/14 Charlotte	W	77-46
12/18 at UCF	W	72-50
12/22 vs. Hawaii !	W	73-58
12/23 vs. #4/5 Arizona!	L	50-69
12/25 vs. Indiana State !	LOT	55-57
1/2 La Salle	W	76-59
1/5 at Georgia Tech*	W	62-49
1/10 at North Carolina*	W	68-59
1/13 Maryland*	W	54-47
1/16 at Boston College*	W	60-59
1/23 [25] #1/1 Duke*	W	90-63
1/27 [25] Florida State*	W	71-47
1/30 [14/15] at Virginia Tech*	W	73-64
2/2 [14/15] at #19/19 NC State*W	W	79-78
2/5 [8/11] Boston College*	W	72-50
2/9 [8/11] North Carolina*	W	87-61
2/13 [3/4] at Florida State*	W	74-68
2/17 [3/4] at Clemson*	W	45-43
2/19 [2/2] Virginia*	W	54-50
2/23 [2/2] at Wake Forest*	L	65-80
2/27 [5/7] Virginia Tech*	W	76-58
3/2 [5/7] at #3/3 Duke*	L	76-79
3/6 [6/7] Georgia Tech*	L	69-71
3/9 [6/7] Clemson*	W	62-49
3/15 [9/10] Boston College%	W	69-58
3/16 [9/10] NC State%	W	81-71
3/17 [9/10] North Carolina%	W	87-77
3/22 [5/4] Pacific#	W	78-49
3/24 [5/4] Illinois#	W	63-59
3/28 [5/4] #15/16 Marquette##	L	61-71
Season Totals:		2509-2181

* ACC Game

\$ Big Ten/ACC Challenge

! Diamond Head Classic, Honolulu

% ACC Tournament (Greensboro, N.C.)

NCAA Tournament (Austin, Texas)

NCAA Sweet 16 (Washington, D.C.)



ALL-TIME RESULTS

2013-14

**Record: 17-16
(7-11 ACC)**

Jim Larrañaga, Head Coach

11/8	St. Francis Brooklyn	LOT	62-66
11/11	Georgia Southern	WOT	81-80
11/14	Texas Southern	W	84-69
11/18	at Co. of Charleston	W	70-54
11/21	UCF	L	58-63
11/28	vs. RV/- Geo.Wash. &	LOT	63-71
11/29	vs. Cal State Fullerton &	W	48-46
12/1	vs. RV/RV Arizona St. &	W	60-57
12/4	at Nebraska !	L	49-60
12/8	Virginia Tech*	LOT	60-61
12/19	at Savannah State	W	68-51
12/22	La Salle	W	71-58
12/30	Loyola (MD)	W	71-48
1/4	at #2/2 Syracuse*	L	49-44
1/8	at RV/RV North Carolina*	W	63-57
1/15	Florida State*	L	53-63
1/18	at Georgia Tech*	W	56-42
1/22	#18/18 Duke*	L	46-67
1/25	#2/2 Syracuse*	L	52-64
1/29	at Maryland*	L	71-74
2/1	Norfolk State	W	64-49
2/5	#25/22 Pittsburgh*	LOT	55-59
2/8	NC State*	L	55-56
2/10	at Florida State*	W	77-73
2/15	at Virginia Tech*	L	52-45
2/19	Notre Dame*	W	71-64
2/22	Boston College*	W	69-42
2/26	at #12/11 Virginia*	L	65-40
3/1	at NC State*	W	80-65
3/4	at Clemson*	L	58-54
3/8	Wake Forest*	W	69-56
3/12	Virginia Tech %	W	57-53
3/13	NC State %	L	58-67

§ = Wooden Legacy (Charleston, S.C.)
& = Wooden Legacy (Anaheim, Calif.)
! = Big Ten-ACC Challenge
* = ACC game
% = ACC Tournament (Greensboro, N.C.)

2014-15

**Record: 25-13
(10-8 ACC)**

NIT Championship Game

Jim Larrañaga, Head Coach

11/14	[RV] Howard	W	84-49
11/17	[RV] at #8/7 Florida	W	69-67
11/20	[-/RV] vs. Drexel &	W	66-46
11/21	[-/RV] vs. Akron &	W	79-51
11/23	[-/RV] vs. Charlotte &	W	77-58
11/25	[17/20] at Charlotte &	W	77-74
11/28	[17/20] South Alabama	W	87-75
12/2	[15] #24/25 Illinois !	W	70-61
12/6	[15] Green Bay	L	55-68
12/8	[20/21] Savannah State	W	70-39
12/19	[18/19] Eastern Kentucky	L	44-72
12/22	[RV/RV] vs. Providence ^	L	76-62
12/30	College of Charleston	W	67-40
1/3	#3/3 Virginia *	LOT2	80-89
1/10	Boston College *	W	60-56
1/13	at #4/4 Duke *	W	90-74
1/17	at #12/12 Notre Dame *	L	70-75
1/22	[RV/RV] NC State *	W	65-60
1/24	[RV/RV] at Syracuse *	W	66-62
1/28	[23] Georgia Tech *	L	50-70
2/1	[23] at Florida State *	L	54-55
2/3	#9/8 Louisville *	L	55-63
2/8	Clemson *	W	56-45
2/11	at Wake Forest *	L	70-72
2/16	at Boston College *	WOT2	89-86
2/18	Virginia Tech *	W	76-52
2/21	at #12/12 Louisville *	L	53-55
2/25	Florida State *	W	81-77
2/28	#15/18 North Carolina *	L	64-73
3/4	at Pittsburgh *	W	67-63
3/7	at Virginia Tech *	W	82-61
3/11	vs. Virginia Tech %	W	59-49
3/12	vs. #11/9 Notre Dame %	L	63-70
3/17	vs. #7/7 NC Central #	W	75-71
3/21	vs. Alabama #	W	73-66
3/24	at Richmond #	W	63-61
3/31	vs. Temple #	W	60-57
4/2	vs. Stanford #	LOT	66-64

& = Gildan Charleston Classic, S.C.
! = ACC-Big Ten Challenge
^ = Brooklyn Holiday Hoops Invitational, N.Y.
* = ACC game
% = ACC Tournament, Greensboro, N.C.
= National Invitation Tournament

