

# 2017 MIAMI HURRICANES BASEBALL



## MEDIA GUIDE

# 2017 HOME SCHEDULE



**FAN FEST | ALUMNI GAME**  
SATURDAY, FEBRUARY 11 4PM



FRIDAY, FEBRUARY 17 7PM  
SATURDAY, FEBRUARY 18 7PM  
SUNDAY, FEBRUARY 19 1PM



FRIDAY, MARCH 3 7PM  
SATURDAY, MARCH 4 7PM  
SUNDAY, MARCH 5 12PM



TUESDAY, MARCH 7 6PM



FRIDAY, MARCH 10 7PM  
SATURDAY, MARCH 11 7PM  
SUNDAY, MARCH 12 1PM



TUESDAY, MARCH 14 6PM  
WEDNESDAY, MARCH 15 6PM



WEDNESDAY, MARCH 22 6PM



FRIDAY, MARCH 31 7PM  
SATURDAY, APRIL 1 7PM  
SUNDAY, APRIL 2 1PM



WEDNESDAY, APRIL 5 6PM



SATURDAY, APRIL 8 7PM  
SUNDAY, APRIL 9 2PM  
MONDAY, APRIL 10 7PM



WEDNESDAY, APRIL 12 6PM



WEDNESDAY, APRIL 19 6PM



FRIDAY, APRIL 21 7PM  
SATURDAY, APRIL 22 7PM  
SUNDAY, APRIL 23 1PM



WEDNESDAY, APRIL 26 6PM



FRIDAY, MAY 5 7PM  
SATURDAY, MAY 6 7PM  
SUNDAY, MAY 7 1PM



WEDNESDAY, MAY 10 7PM



TUESDAY, MAY 16 7PM



THURSDAY, MAY 18 7PM  
FRIDAY, MAY 19 7PM  
SATURDAY, MAY 20 1PM

\*ACC GAMES





## TABLE OF CONTENTS

### MEDIA INFORMATION

1	Table of Contents
2	Social Media / Athletics Administration
3	President Julio Frenk
4	Athletics Director Blake James
4-7	Athletics Administration Profiles

### 2017 MIAMI HURRICANES

9-11	Head Coach Jim Morris
12	Associate Head Coach Gino DiMare
13	Assistant Coach JD Arteaga
14-15	Baseball Coaches & Support Staff
16	2017 Schedule
18-19	Team Rosters
20-29	Student-Athlete Profiles

### MIAMI HURRICANES BASEBALL HISTORY

31	Baseball in South Florida: A Hurricane Tradition
32-33	Miami Skippers
34	Ron Fraser: "The Wizard of College Baseball"
35	Yearly Records
36-67	All-Time Results
68-69	Series History
70-116	All-Time Series Results
117	All-Time NCAA Tournament History
118-119	College Baseball Hall of Fame Inductees
120-121	National Award Winners
122-124	Baseball All-Americans
125-126	Miami Baseball Retired Numbers

### CANES AND THE MLB

127-128	All-Time #ProCanes By Team
129-130	MLB Draft Picks & Signees

### MIAMI HURRICANES BASEBALL HISTORY

131-136	Canes All-Time Lettermen
137	Attendance History
138-139	University of Miami Sports Hall of Fame
140-144	Team Records
145-147	Individual Leaders - Batting
148-150	Individual Leaders - Pitching

## 2017 MIAMI BASEBALL MEDIA GUIDE

- **EDITOR:** Camron Ghorbi
- **LAYOUT:** Camron Ghorbi
- **EDITORIAL ASSISTANCE:** Tom Symonds, David Villavicencio, Alex Schwartz, Amy LaBrie
- **PHOTOGRAPHY:** JC Ridley, Steven Murphy
- **COVER & DESIGN:** Leo Ramos
- **PRINTING:** Thomas Printworks – Coral Gables, Fla.

## SOCIAL MEDIA ACCOUNTS

### Official Athletics

**Twitter:** @MiamiHurricanes  
**Facebook:** /MiamiHurricanes  
**Instagram:** MiamiHurricanes

### Official Baseball

**Twitter:** @CanesBaseball  
**Facebook:** /CanesBaseball  
**Instagram:** CanesBaseball

**Blake James, Director of Athletics**

**Twitter:** @CanesAllAccess

**Sebastian the Ibis**

**Twitter:** @UM\_Sebastian

## UNIVERSITY INFORMATION

Location	Coral Gables, Fla.
Enrollment	16,188
Founded	1925
Nickname	Hurricanes
Colors	Orange (PMS 1665), Green (PMS 3435) and White
President	Dr. Julio Frenk
Director of Athletics	Blake James
Faculty Athletics Representative	Dr. Marvin Dawkins
Conference / Division	Atlantic Coast Conference / Coastal
Ballpark / Capacity	Alex Rodriguez Park at Mark Light Field / 4,999
Ticket Office Phone	1-800-GO-CANES

## COACHING & SUPPORT STAFF

Head Coach	Jim Morris
Record at Miami	1,031-419-3 (24th season)
Career Division I Record	1,535-663-4 (36th season)
Career Overall Record	1,666-704-4 (40th season)
Associate Head Coach / Recruiting Coordinator / Hitting	Gino DiMare
Assistant Coach / Pitching	J.D. Arteaga
Assistant Coach / Catchers / Hitting	Norberto Lopez
Strength & Conditioning Coach	Brian Gabriel
Director of Baseball Operations & Camps	Robert "G.M." McDaniel
Athletic Trainer	H.R. Powell
Communications	Camron Ghorbi
Academics	Heather Koutrakos
Marketing	Alejandro Rengifo
Office Assistants	Liliana Macias Mary Lou Rubin

## ATHLETICS ADMINISTRATION

**Director of Athletics**  
**Deputy AD / Business Operations**  
**Deputy AD / SWA**  
**Sr. Associate AD / Facilities & Events**  
**Sr. Associate AD / Communications & Sales**  
**Sr. Associate AD / Compliance**  
**Sr. Associate AD / Development**

Blake James  
 Tony Hernandez  
 Jennifer Strawley  
 Tim Wise  
 Jason Layton  
 Craig Anderson  
 Jesse Marks

**Associate AD / Communications & Digital**  
**Associate AD / Business Operations**  
**Associate AD / Ticket Sales & Operations**  
**Associate AD / Academic Services**  
**Associate AD / Premium Seating**  
**Assistant AD / Major Gifts**  
**Assistant AD / Ticket Operations**  
**Assistant AD / Communications**  
**Assistant AD / Events & Operations**  
**Assistant AD / Compliance - Eligibility**  
**Assistant AD / Ticket Sales**

Carter Toole  
 Josh Boone  
 Brent Crank  
 David Wyman  
 Ben Creed  
 Chris Cohen  
 Tim Cavanaugh  
 Tom Symonds  
 Michael Turner  
 Dan Raben  
 Mackie Feierstein

## COMMUNICATIONS & DIGITAL

<b>Asst. Director Communications (Primary)</b>	Camron Ghorbi
<b>Cell</b>	786-877-7329
<b>Email</b>	c.ghorbi@miami.edu
<b>Twitter</b>	@CamronGhorbi
<b>Associate AD/ Communications &amp; Digital</b>	Carter Toole
<b>Cell</b>	615-598-8540
<b>Email</b>	carter.toole@miami.edu
<b>Twitter</b>	@CanesCarter
<b>Assistant AD/ Communications</b>	Tom Symonds
<b>Cell</b>	305-240-9142
<b>Email</b>	symonds@miami.edu
<b>Twitter</b>	@Tom_Symonds
<b>Assoc. Director of Communications</b>	Amy LaBrie
<b>Office</b>	305-284-3241
<b>Email</b>	LaBrie@miami.edu
<b>Asst. Director of Communications</b>	David Villavicencio
<b>Cell</b>	786-999-3739
<b>Email</b>	davidv@miami.edu
<b>Twitter</b>	@dvillavicencio6
<b>Asst. Director of Communications</b>	Alex Schwartz
<b>Cell</b>	609-802-3674
<b>Email</b>	alexschwartz@miami.edu
<b>Twitter</b>	@AlexJSchwartz
<b>Communications Assistant</b>	Kevin Ivany
<b>Cell</b>	848-480-3783
<b>Email</b>	ksi9@miami.edu
<b>Director / Digital Strategy</b>	Tim Brogdon
<b>Cell</b>	720-384-3391
<b>Email</b>	tbrogdon@miami.edu
<b>Twitter</b>	@TimDanBrog

**Website**  
[www.HurricaneSports.com](http://www.HurricaneSports.com)

**Twitter**  
 @MiamiHurricanes | @CanesBaseball

**Mailing Address**  
 5821 San Amaro Drive, Coral Gables, FL 33146





## DR. JULIO FRENK

**UNIVERSITY PRESIDENT**  
UNIVERSIDAD NACIONAL  
AUTÓNOMA DE MÉXICO, 1979

Dr. Julio Frenk, a noted leader in global public health and a renowned scholar and academic, was named the sixth president of the University of Miami in April 2015. He assumed his leadership post on August 16, 2015.

Prior to joining the University of Miami, Dr. Frenk was Dean of the Faculty at the Harvard T.H. Chan School of Public Health since January 2009. While at Harvard, he was also the T & G Angelopoulos Professor of Public Health and International Development, a joint appointment with the Harvard Kennedy School of Government.

Dr. Frenk served as the Minister of Health of Mexico from 2000 to 2006. He pursued an ambitious agenda to reform the nation's health system and introduced a program of comprehensive universal health insurance, known as Seguro Popular, which expanded access to health care for tens of millions of uninsured Mexicans.

Dr. Frenk was the founding director-general of the National Institute of Public Health in Mexico, one of the leading institutions of health education and research in the developing world. In 1998 Dr. Frenk joined the World Health Organization (WHO) as executive director in charge of Evidence and Information for Policy, WHO's first-ever unit explicitly charged with developing a scientific foundation for health policy to achieve better outcomes.

He also served as a senior fellow in the global health program of the Bill & Melinda Gates Foundation and as president of the Carso Health Institute in Mexico City. He is the founding chair of the board of the Institute for Health Metrics and Evaluation at the University of Washington. He also co-chaired the Commission on the Education of Health Professionals for the 21st Century, which published its influential report in the leading journal *The Lancet* in 2010, triggering a large number of follow-up initiatives throughout the world.

Dr. Frenk holds a medical degree from the National Autonomous University of Mexico, as well as a master of public health and a joint doctorate in Medical Care Organization and in Sociology from the University of Michigan, Ann Arbor. He has been awarded honorary doctorates from several institutions of higher learning. In September of 2008, Dr. Frenk received the Clinton Global Citizen Award for changing "the way practitioners and policy makers across the world think about health."

He is a member of the U.S. Institute of Medicine, American Academy of Arts and Sciences, and National Academy of Medicine of Mexico.

In addition to his scholarly works, which include more than 140 articles in academic journals, as well as many books and book chapters, he has written two best-selling novels for youngsters explaining the functions of the human body.



## DR. MARVIN DAWKINS

**FACULTY REPRESENTATIVE**  
EDWARD WATERS COLLEGE, 1970

Dr. Marvin Dawkins, a distinguished professor in the Department of Sociology at the University of Miami, is in his fifth year as the Faculty Athletics Representative. He was named to the post in April 2012, replacing Clyde McCoy after his 17 years of service in that role.

In his FAR post, Dawkins is responsible for ensuring the academic integrity of students participating in University athletic programs and helping to oversee institutional control of the Department of Athletics. The Faculty Athletics Representative serves as a liaison between the University and the athletic department. This individual is the University's voting delegate to the ACC and represents UM with the NCAA and ACC.

Dawkins received his doctorate from Florida State and completed his postdoctoral research fellowships at Howard University and The Johns Hopkins University. He previously served on the faculties of the University of Maryland, Old Dominion University and the University of Wisconsin-Parkside.

His research focuses on issues of race and social equity in such areas as education, career aspirations and mobility, substance abuse prevention, and sports. He has published widely in these areas, including his most recent article titled "Race and Pathways to Power in the National Football League" (with Jomills H. Braddock and Erica Smith), which appears in *American Behavioral Scientist* (2012). His research on golf includes book chapters, scholarly articles, and the book *African American Golfers During the Jim Crow Era* (Praeger 2000), coauthored with Graham C. Kinloch. Dawkins was recently appointed to the United States Golf Association Museum Committee and is currently completing a study on the media treatment of black golfers from the Jim Crow era to the present.



## BLAKE JAMES

**DIRECTOR OF ATHLETICS**  
MINNESOTA STATE-MANKATO, 1992

Since taking over as the University of Miami's Director of Athletics in 2013, Blake James has led a transformation at Miami on the field, in student-athlete support, in facilities and in student academic achievement.

In 2015-2016, Miami was the only school in NCAA Division I athletics to have its football team play in a bowl game, men's and women's basketball teams reach the NCAA tournament and baseball team advance to the College World Series. Overall, Miami had 10 sports programs advance to postseason competition to secure its highest finish in the Learfield Directors' Cup standings in twelve years, an indication of broad-based athletic department success.

Miami sold out its entire men's basketball season ticket allotment in 2015-2016, marking the first time in Hurricane athletics history that a team has sold out on a season-ticket basis. For fans who chose to watch the Canes on media platforms, the Hurricanes' live streaming video platform took a giant leap, as Miami aired more than 115 live events on ESPN3 – a figure that ranked first among all ACC schools.

In the classroom, three Miami teams were honored nationally for being among the top 10 percent in the Academic Progress Rates (APR) during the 2015-2016 academic year. In addition, eight Hurricane teams scored 990 or better out of a possible 1,000 points – men's cross country (1000), men's diving (1000), men's tennis (991), golf (1000), soccer (991) and women's swimming (996), women's tennis (992) and women's track and field (994).

In the department's continuing efforts to better support student-athletes and coaches, the Miami Hurricane Club set an all-time annual fund record of \$12 million raised for the Student-Athlete Excellence Fund—an increase of 21 percent over the prior year. The Hurricane Club also announced a record 8,100 active members in May 2016, an 80 percent increase in active membership since 2010.

Under James' leadership, Miami has completed several facility enhancements, beginning with the opening of the Schwartz Center for Athletic Excellence, the completion of the student-athlete training table, fueling station, dining hall, new artificial and natural playing surfaces and lights on the Greentree Practice Fields and a center-hung scoreboard inside the Hurricanes' basketball arena. Prior to the 2015 athletics season, James was instrumental in helping Miami strike one of the largest apparel deals in the country with adidas.

Prior to being named AD, James served Miami athletics in the roles of Interim AD and Senior Associate AD for Development and Ticket Operations, where he oversaw the day-to-day operations of development, ticket sales and ticket operations. He also was a member of the Hurricanes' senior staff and provided sport supervision.

James came to UM after spending seven years the University of Maine, where he first served as Senior Associate Athletic Director before serving as Director of Athletics from 2005 to 2010. During his tenure at Maine, athletics experienced tremendous success, including three trips to the Frozen Four for the men's ice hockey program and NCAA playoff berths for football, baseball (two), women's basketball and softball. Additionally, James implemented a comprehensive \$17 million facility improvement plan, which included an indoor practice facility and numerous other facility

upgrades and renovations. Academically, the program flourished, earning the conference academic cup twice and student-athletes maintaining better than a 3.0 GPA.

Prior to his stint at Maine, James worked in athletic development at Providence College, where he established the "Friars Forever" campaign and the Friar Athletic Fund.

James is no stranger to South Florida, beginning his athletic career with the University of Miami, working in ticket sales, corporate sales and athletic development. In 1995, he was hired as Miami's Director of Ticket Sales, serving in that capacity until 1997, when he was named an athletic development officer at the University of Nebraska. He returned to Miami in 1998 as the Director of Major Gifts and Corporate Sales and was promoted to the Director of Athletic Development at Miami in 2000 before moving on to Providence in 2002.

James graduated from Minnesota State University - Mankato with a Bachelor's Degree in Marketing in 1992 and later received his Master's degree in Sports Administration from St. Thomas University in 1994.

He and his wife, Kelly, have two children: daughter, Haley, and son, Ryan.



## TONY HERNANDEZ

**DEPUTY DIRECTOR OF ATHLETICS**  
MIAMI, 1997

Tony Hernandez, joined the University of Miami Athletic Department in 1998 and is currently the Deputy Director of Athletics. In his role, he oversees the following operations and sports:

- Financial and Business Operations
- Human Resources
- Ticket Operations
- Equipment Room
- Video Services
- adidas Relations
- Legal/Contractual Matters
- Men's Basketball
- Baseball
- Track and Field

Hernandez joined the University of Miami athletics department in February of 1998 as a graduate assistant in academic services. He was hired full-time in 1999 as a Compliance Coordinator, subsequently being promoted to Director of Compliance in 2002, Assistant AD for Compliance in 2004, Associate AD for Compliance in 2005 and Senior Associate Athletic Director in 2007. In 2005, he also served as the Interim Associate AD for Development and has served as the Interim Associate AD for External Affairs on two separate occasions. During his term as Interim Associate AD for Development, the Hurricane Club exceeded its annual giving budgetary goal by nearly ten percent.

By request of former President Donna E. Shalala, Hernandez served as Miami's Acting Athletic Director for almost two months, following Kirby Hocutt's departure to take the position of Director of Athletics at Texas Tech in February 2011.

In addition to his work at UM, Hernandez has been involved at



the conference and national level. He is currently serving or has previously served on the following committees:

- NCAA Student-Athlete Reinstatement Committee
- NCAA Amateurism Cabinet
- ACC Finance Committee
- Past President of the National Association of Athletic Compliance (NAAC)
- Division I-A Athletic Directors' Compliance Task Force
- NCAA Academics/Eligibility/Compliance Cabinet
- ACC Constitution and Bylaws Committee
- Chair of the NCAA Initial-Eligibility Waivers Sub-Committee

He is also an adjunct professor for Sports Law in the School of Education at Miami and has served as an adjunct faculty member at Florida Atlantic University.

Hernandez earned both a law degree and a bachelor's of business administration in finance from the University of Miami. He is a member of Iron Arrow, the highest honor attainable at UM, and served a term as president. He is married to the former Melissa Schumacher and they have two sons, Anthony Jr. and Austin.



## JENNIFER STRAWLEY

**DEPUTY DIRECTOR OF ATHLETICS  
SENIOR WOMAN ADMINISTRATOR  
PENNSYLVANIA, 1998**

Jennifer Strawley joined the University of Miami on June 18, 2012 and currently serves as Deputy Director of Athletics and Senior Women's Administrator.

As a member of the department's executive leadership team, Strawley provides strategic direction for the department and assists the Athletic Director with the day-to-day operations. She is the sport administrator for football, women's basketball and women's tennis. She leads the department's strategic planning initiatives, policy development and implementation, coordination of department and coaches meetings and gender equity and inclusion initiatives. Strawley oversees the areas of sports medicine, student-athlete drug testing, academic services, compliance, student-athlete development, and serves as a liaison to various campus groups, as well as to the ACC and the NCAA.

Strawley played a key role in the hiring of head football coach Mark Richt, serving on the selection committee. In addition, she was instrumental in the development of Miami's Celebration of Women's Athletics and spearheaded the Department's "It's on Us Campaign."

Actively engaged in intercollegiate athletics nationally, Strawley has served on various committees within the NCAA and the ACC. Strawley currently serves on the ACC Television Committee, the ACC Women's Basketball foresight committee, the ACC Equity Committee, the ACC Women's Tennis Committee, the ACC Infractions and Sportsmanship Review Committee, the ACC Football Schedulers Group, the NCAA Division I Council Football Recruiting Ad Hoc Working Group and the NCAA Division I Women's Basketball Oversight Advancement Committee.

Prior to UM, Strawley concluded her second tour with the NCAA as the Director of Academic and Membership Affairs. In this role, Strawley was instrumental in providing leadership in the areas of academic governance and development of academic policy. She was the staff liaison to the NCAA Division I Committee on Academic Performance and the NCAA Division I Academic Cabinet. Strawley served on the senior management team and

was involved in a variety of other internal operations, including coordinating the internal operations for the department's senior management team.

Strawley rejoined the NCAA after serving as the Associate Athletics Director for Intercollegiate Sport Programs and Senior Woman Administrator at Columbia University from 2007-10. While at Columbia, she oversaw numerous varsity sport programs including football and was the athletics program liaison for gender equity and diversity initiatives. Strawley was a member of the department's Executive Management Team.

Prior to her tenure at Columbia, Strawley was the Director of Membership Services and Student-Athlete Reinstatement at the NCAA. In this role, she provided oversight of the student-athlete reinstatement process and was instrumental in the implementation of the student first philosophy. Strawley served as a liaison to numerous NCAA committees and task forces, including the NCAA Divisions I, II and III Student-Athlete Reinstatement Committees, the NCAA Olympic Sports Liaison Committee, and the working group appointed to review trends in initial eligibility.

Strawley first joined the NCAA in 1998 as an enforcement services intern. She is a 1998 graduate of the University of Pennsylvania where she earned her Bachelor of Arts degree in history. During her time at Pennsylvania, she was a two-year captain for the Quakers' softball team. Strawley was inducted into the William Tennent High School Athletics Hall of Fame in January of 2014.



## TIM WISE

**SENIOR ASSOCIATE AD  
FACILITIES & EVENT OPERATIONS  
SOUTH CAROLINA, 1996**

Tim Wise is in his fourth year as the Senior Associate Athletic Director for Facilities and Event Operations at the University of Miami. Wise joined the UM staff in June 2012.

Wise has oversight of the following areas:

- Facilities and Maintenance Services
- Capital Projects/Construction
- Facilities Master Planning
- Event Management and Guest Services
- Camps/Clinics
- Risk Management
- Information Technology
- BankUnited Center/Global Spectrum Liaison
- New Miami Stadium Liaison
- Marching Band Liaison
- Sport Oversight (rowing, soccer)
- Strength and Conditioning

Wise, who has more than 18 years of experience in college athletics as an event manager, facilities director and administrator, was hired by the University of Wisconsin athletics department as Assistant Athletic Director for Events and Facilities in August, 2008. In January 2012, he was named Interim Associate Athletic Director and elevated to the senior management team with additional oversight of the University Ridge Golf Course and \$125 million in capital projects.

Wise also had supervisory oversight of the UW Athletics event management, facilities, food and beverage and guest services units and oversaw an annual budget of approximately \$15 million.

He also served in a lead role in administrative coordination of UW Athletics concerts, summer camps and event parking.

Wise served as the director of facility maintenance at the University of Connecticut from August 2005 to August 2008. He oversaw daily operations of athletic facilities, projects and event operations as the assistant athletics director for facilities and operations at Eastern Michigan University from November 2003 to June 2005.

Wise was hired as the athletics event manager at the University of Denver in August 2000 and promoted to the Director of Athletics Events in August 2001 and served in that role until October 2003. Prior to his time at Denver, Wise was the event services manager at The Ohio State University's Schottenstein Center.

Wise was an event operations manager intern at Michigan State University from August 1998 to May 1999. His first position upon graduation from college was as a conference coordinator at the University of South Carolina from December 1996 to January 1998.

Wise has extensive experience working at NCAA and conference championship events. At Wisconsin he served on the department's Diversity Integration Group and was the representative to the City of Madison and UW Campus Joint Southeast Campus Area Committee. In the past, he served on Connecticut's Environmental Compliance Team as well as the schools Environmental Policy Advisory Council. He also served on the NCAA Woman of the Year Selection Committee and the NCAA Minority Opportunities and Interests Committee, three years as the vice chair. Wise earned the University of Denver Center for Multicultural Excellence Outstanding Staff Award in 2002-03.

He is a member of the Collegiate Event and Facility Management Association and was named to the Board of Directors in September 2011. Wise is currently serving as the President of the association for 2015-16 and was previously 1st Vice President 2014-15, 2nd Vice President 2013-14, and 3rd Vice President 2012 -13. Wise also has membership in the Minority Opportunities Athletic Association, the National Association of Collegiate Directors of Athletics and the Stadium Managers Association.

Wise is a 1996 graduate of the University of South Carolina with a bachelor's degree in business administration and earned a master's degree in human performance and sport studies from the University of Tennessee in 1998.



## JASON LAYTON

SENIOR ASSOCIATE AD  
COMMUNICATIONS & SALES  
SAINT LEO, 1999

Jason Layton joined the University of Miami in December of 2014 as the department's Senior Associate Athletics Director for Communications and Sales.

In his current position, Layton is responsible for managing the department's ticket sales, marketing, communication, website and social/digital media areas.

Layton's primary focus centers on generating revenue through ticket sales, marketing, corporate sponsorships, promotions and licensing and multi-media rights.

Since his arrival, Miami has already seen exceptional growth in ticket sales and digital streaming with ESPN3.

Under his watch, Miami has seen an increased level of season ticket sales in football and men's basketball, while transitioning to a new ticketing system in Paciolan.

Under Layton's guidance, Miami sold out its entire 2015-16 men's basketball season ticket allotment, marking the first time in Hurricane athletics history that a team has sold out its entire season ticket allotment.

Layton also serves as the primary point of contact with ESPN in establishing the department's new digital network. During the 2015-16 athletics campaign, Miami aired over 115 live events on ESPN3 – a figure that ranked first among all ACC schools.

Layton, a Florida native, arrives in Miami after spending the previous two years at Colorado State University where he served as the department's Senior Associate Athletics Director for Sales and Marketing.

During his time in Fort Collins, Colorado, Layton's ticket sales plans drove double-digit increases in football, volleyball, men's basketball and women's basketball revenue and tickets sold.

In addition, Layton managed the implementation of the Mountain West Digital Network for CSU online streams, which achieved more than 70,000 views during its first year.

His oversight of CSURams.com saw a complete redesign. Under Layton's redesign, CSURams.com included a fan loyalty rewards program that rewarded fans for social activity, ticketing attendance and sponsorship engagement.

Before his arrival at Colorado State, Layton spent 13 years with the Tampa Bay Buccaneers. In his 13 years with the club, he handled a variety of responsibilities from ticketing and luxury suite operations to advertising and business management.

Layton began his career with the Buccaneers as a customer service representative in 1999 before elevating to the role of Senior Director of Business Administration in 2011.

A native of Florida, Layton received his bachelor's and master's degrees from Saint Leo University in Saint Leo, Fla.





## CRAIG ANDERSON

**SENIOR ASSOCIATE AD  
COMPLIANCE**  
PITT, 2005

Craig Anderson is his second year as the department's Senior Associate Athletic Director for Compliance in 2016.

In his current capacity, Anderson oversees the Hurricanes' five-person compliance office and serves as the departmental liaison between the NCAA and all rules educational matters.

Anderson was hired as Associate AD for Compliance at the University of Miami on Feb. 27, 2013. He came to UM after spending three years as the Assistant Athletics Director for Compliance at NC State.

At UM, Anderson is responsible for managing all aspects of the compliance unit's effort, including educating the athletics department and university staff, boosters, coaches and student-athletes about NCAA and ACC regulations. In addition, he is responsible for overseeing the compliance monitoring systems related to recruiting, certification and eligibility. Anderson is also the Sport Supervisor for the women's golf program.

At NC State, he was charged with many roles, including monitoring all amateurism and eligibility issues, serving as the liaison to the academic support program for student-athletes, monitoring all initial eligibility/continuing eligibility processes and conducting NCAA rules education for coaches, staff, boosters and general public.

Before moving to NC State, Anderson served in a nearly three-year role as Director of Compliance at the University of Virginia from September 2007-July 2010. While in Charlottesville, he assisted with eligibility process, interpreted and researched NCAA rules for coaches and institutional staff members, monitored camps and clinics for all sports, coordinated annual coaches certification exams and coordinated transfer issues.

Anderson began his career as an Assistant Director of Compliance, spending 14 months at UNLV from July 2006-September 2007.

A native of Painted Post, N.Y., Anderson graduated from the University of Pittsburgh in 2005 with a bachelor's degree in political science. A year later, he graduated from Marshall University with a master's degree in athletic administration.



## JESSE MARKS

**SENIOR ASSOCIATE AD  
DEVELOPMENT**  
MIAMI, 2005

Jesse Marks was promoted to Senior Associate Athletic Director for Development in August 2016. He was previously promoted to associate AD for development in November 2012 following two years as assistant athletics director for major gifts.

Under the guidance of Director of Athletics Blake James, Marks is responsible for all development operations for the department of athletics, including campaign oversight, major giving, annual fund, donor stewardship, event hospitality and coordination with central advancement efforts.

Since Marks' arrival in 2010, the Hurricane Club has seen significant growth in major giving and annual giving participation. Following the department's restructure in 2010, the Hurricane Club's development results have increased significantly across the board. Major Giving is up more than 70 percent since 2010, including eight gifts over \$1 million and more than 35 gifts in excess of \$250,000 or more. In 2013, UM opened the fully funded \$18-million, 30,000-square foot Schwartz Center for Athletic Excellence featuring new football, academic, and athletic training facilities as well as a Gallery of Champions showcasing the proud championship tradition of UM Athletics. Additionally in 2013, The newly created Football Victory Fund has raised over \$3 million to enhance the football practice facilities including, new artificial and grass fields, new lighting and a training table dining hall for all 400 plus student-athletes.


Annual giving has also seen unprecedented growth through extensive marketing, philanthropic re-branding and digital strategy. Since 2010, Hurricane Club Membership has increased by more than 84 percent to an all-time record of 8,076 active members. The Hurricane Club is consistently recognized nationwide for their use of cutting edge technology and unique campaigns to drive annual support.

Marks has been a part of two major capital campaigns at the University of Miami. The Momentum Campaign (2000-2008) which raised over \$1 billion for the University. Athletics exceeded its goal of \$68 million and raised more than \$85 million dollars. Currently, Marks is leading athletics efforts for university wide \$1.6 billion Momentum2 Campaign. UM Athletics has raised over \$110 million to date and is on pace to exceed their goal of \$125 million by the end of 2016.

Prior to his return to UM Athletics, Marks served as assistant director of development at Wake Forest University, where he managed relationships for over 150 athletic donors in the southeast, including South Carolina, Georgia, North Carolina and Florida. Prior to Wake Forest, Marks was as assistant athletics director for development at Florida International University, where he managed all fundraising operations related to the opening of their new football stadium in 2008.

Marks is an active member of the National Association of Athletic Development Directors (NAADD) and is an adjunct professor in the School of Education Sports Administration Program teaching Sport Promotions and Sales.


A two-time Miami graduate, Marks earned his bachelor's degree in 2005 and his master's degree in 2008.



## 2017 COACHES & STAFF

HEAD COACH JIM MORRIS .....	9-11
ASSOCIATE HEAD COACH GINO DIMARE .....	12
ASSISTANT COACH JD ARTEAGA .....	13
ASSISTANT COACH NORBERTO LOPEZ.....	14
STRENGTH & CONDITIONING COACH BRIAN GABRIEL .....	14
DIRECTOR OF BASEBALL OPERATIONS ROBERT MCDANIEL .....	15
ATHLETIC TRAINER H.R. POWELL.....	15





# 3 JIM MORRIS

HEAD COACH | 24th SEASON AT MIAMI (36th OVERALL) | 1,535-663-4 (.697)

It doesn't matter if his roster is full of rookies or veterans, University of Miami head coach Jim Morris continues to produce some of college baseball's most consistent and dominant teams entering his 24th season in Coral Gables. With a talented staff around him, Morris' Hurricanes are continually the class of collegiate baseball, having won national titles in 1999 and 2001 and the ACC Baseball Regular Season Championship in 2008, 2014 and 2016.

In his 23-season tenure at Miami, no program has qualified for the College World Series as much as Morris and his Hurricanes. Miami, which has qualified for the NCAA Tournament a college baseball-record 44 consecutive years, has made it to Omaha in 13 of Morris' 23 seasons in Coral Gables - including most recently in 2016, when Miami was awarded the No. 3 national seed for the NCAA postseason.

Morris set an NCAA record for guiding a program to the CWS in each of his first six years at UM. In addition, Morris has won 17 of 23 NCAA Regional appearances at UM, including a record 13 straight to start his tenure in Coral Gables. His teams have qualified for NCAA Regionals for the last 32 years - all 23 at Miami and his final nine at Georgia Tech.

A three-time national coach of the year and 2008 Atlantic Coast Conference Coach of the Year, Morris has directed the Hurricanes to a 1,031-419-3 (.710) mark since arriving in 1994. Including his 12 seasons at Georgia Tech (1982-93), Morris has forged a 1,535-663-4 (.697) Division I record in 35 years as a head coach. Overall, Morris has been the head coach at the collegiate level for 39 seasons, spending the first four at DeKalb (Ga.) C.C. from 1976-79, and has recorded a 1,666-704-4 (.702) mark.

In addition to carrying on Miami's great baseball reputation in the last 23 years, Morris personally led the charge in the construction of Alex Rodriguez Park, and logged hundreds of hours raising funds for the stadium's renovation prior to its reopening in 2009.

Morris reached two coaching milestones in 2016, as he led the program to its 25th College World Series appearance in history, its third straight ACC Coastal Division title and the program's second ACC Regular Season Championship in a three-year span. The Hurricanes posted a 50-win season (50-14) for the second straight year, marking the first such instance for Miami since 1998 / 1999.

Morris became just the sixth coach in the history of Division I baseball to reach the 1,500-win plateau when Miami topped Louisville 8-4 in dramatic fashion on March 18, 2016. A walk-off grand slam from Willie Abreu gave Morris his 1,500th.

Eight days later, Miami topped Clemson 5-4 in 11 innings - also in walk-off fashion - to send Morris to his 1,000th win at the helm of the Hurricanes.

Under his direction, the Hurricanes set the program record for fielding percentage with a sparkling .983 mark in 2016, a figure that ranked best nationwide. Seven Hurricanes were selected in the first round in 2016 Major League Baseball First-Year Player Draft, including the program's first first-round

selection since 2010 in catcher Zack Collins (No. 10, Chicago White Sox). Morris also helped guide two Hurricanes to a pair of major awards: Collins became the first Hurricane to win the Johnny Bench Award as the nation's top collegiate catcher in 2016, while Bryan Garcia set the program saves record and became the first Hurricane to win the NCBWA Stopper of the Year Award as the nation's top relief pitcher.

In 2015, Morris led the Hurricanes to their second straight ACC Coastal Division title, the 24th College World Series appearance in program history, and reached the 50-win mark for the 12th time.

Morris entered 2015 as among the winningest active coaches in Division I baseball with 1,435 wins. He wasted little time in moving up the record books, moving into sole possession of eighth place in all-time wins (1,439) on Feb. 15 with a 25-4 win over Rutgers and then seventh place with a 9-5 win over Louisville on March 7 (1,445).

Miami captured the 2014 ACC Regular Season Championship under his watch, recording 24 wins in conference play for the first time in program history. The conference win total set a new record for the program and tied the ACC's all-time single-season win total.

Morris reached two coaching milestones in the first half of the 2014 season. He became just the eighth Division I coach to reach 1,400 wins in a 5-2 win over Boston College on March 8, and won his 900th game at Miami in a 7-1 upset of No. 3 Virginia on March 22. The Hurricanes, who have never missed the Atlantic Coast Conference Championship since joining the ACC in 2004, qualified for their 10th straight conference tournament under Morris and earned a Regional host spot for their 42nd consecutive postseason trip.

On March 15, 2013, Morris won his 1,500th game as a head coach in signature fashion - upsetting No. 1 North Carolina on the road at Boshamer Stadium in Chapel Hill, N.C.

Morris has reached a number of other coaching milestones in his time in Coral Gables. His 1,000th Division-I game on April 4, 2004, at his old stomping grounds at Georgia Tech. He also achieved another milestone during the 2004 season, winning his 500th game at the helm of the Miami program. Morris' 500th win came just a few weeks following his 1,000th overall win as a Division-I head coach by beating Florida State 7-3 on April 17. His 600th win at Miami fittingly came in UM's 2006 Regional Opener against San Francisco on June 2, an 11-2 win that began the greatest run to the postseason in Miami's history. He is the second Hurricanes' head coach to win 500 games at Miami, joining Ron Fraser, who won 1,271 games from 1963-1992 in Coral Gables.

The 2008 season saw the Hurricanes reach their 11th CWS and reach the 50-win plateau for the seventh time under Morris. The team finished with an overall record of 53-11 (.828), the highest winning percentage for a Miami team in 16 seasons. The Hurricanes, after going 43-8 overall and 23-5 in ACC play during the regular season, went on to win their first ACC title at the 2008 ACC Championship in Jacksonville. Miami would go on to host and win both the Coral Gables

Regional (vs. Bethune-Cookman, Mississippi and Missouri) and the Coral Gables Super Regional (vs. Arizona) on its path to Omaha. Morris earned ACC Coach of the Year honors for his leadership in 2008 while eight Hurricanes were named to the All-ACC team, including left-hander Chris Hernandez, who was named ACC Freshman of the Year.

For the first time in school history, three Hurricanes were selected in the first round of the Major League Baseball Draft in 2008. Junior first baseman Yonder Alonso (7th overall to the Cincinnati Reds), junior second baseman Jemile Weeks (12th overall to the Oakland Athletics) and junior right-handed pitcher Carlos Gutierrez (27th overall to the Minnesota Twins) were the first three of eight total 'Canes taken in the 2008 draft.

Affectionately known as "3" by those surrounding the UM program, Morris and the Hurricanes claimed the 2001 National Championship with a 12-1 victory over Stanford in the College World Series finale at Rosenblatt Stadium. The 11-run margin of victory over the Cardinal tied a 45-year-old CWS record for a championship game, while the Hurricanes' 12.3 runs per game set a new CWS mark. Miami had also defeated Tennessee twice, 21-13 and 12-6, and Southern California, 4-3, to advance to the title game.

Miami finished the 2001 season riding a NCAA-high 17-game win streak, including a nine-game sweep during the postseason. The Hurricanes claimed the Coral Gables Regional championship with wins over Bucknell, Florida and Stetson, followed by a two-game sweep of Clemson in the Coral Gables Super Regional. The Hurricanes' 53-12 overall record in 2001 marked the most in wins (53) and winning percentage (.815) under Morris.

Collegiate Baseball Newspaper and the American Baseball Coaches Association each honored Morris with its National Coach of the Year honors following his 2001 title to give him five such honors for his career. He additionally won top honors from Collegiate Baseball and the ABCA after the Hurricanes defeated Florida State, 6-5, for the 1999 National Championship. Morris' first National Coach of the Year honor came in his first season at Miami in 1994.

The Georgia Tech program he built in his 12 years in Atlanta, and which he guided to four ACC Championships (1985, 1986, 1987, 1988) in his nine seasons, took on a lot of the qualities that former UM coach Ron Fraser had been so successful with at Miami. Morris has kept both the prestige and winning at Mark Light Field, and has the old-time fans remembering the "good old days," when it seemed like almost every season under Fraser would end in Omaha.

"Jim came to me wanting to learn. He not only wanted to know why we did the things we do at Miami, but how to do it in a first-class manner," recalled Fraser.

"In my opinion, Coach Fraser is the most influential head coach in the history of college baseball," commented Morris. "What he has done for this sport and at Miami is legendary. Coach Fraser has made an impact on so many young coaches throughout the years, including myself. He helped me tremendously before I came to Miami and still does to this day."

#### FAMILY MAN

Coach Morris and his wife Nhan live in Miami with their five-year-old son, James W. Morris IV (Will).

#### THE PERFECT CHOICE

Athletic Director Paul Dee officially appointed Morris Miami's eighth baseball coach on November 4, 1993. Morris graciously accepted and opened a new chapter in his storied coaching career.

"This is a great honor, I'm very excited," said Morris. "The University of Miami has a baseball program I've always respected. It is a program that I've always admired."

"Another important aspect of Jim's background is that he was able to have successful teams at a highly competitive academic institution," Dee said upon his hiring.

Leaving Georgia Tech, which was the preseason No. 1 team in 1994, had to be tough, but the usually candid Morris put it in perspective.

"I'm going from the No. 1 team in the country, to the No. 1 program in the country," he said.

#### WELCOME TO MIAMI

Morris' admiration for the Hurricanes' baseball program began when he first came in contact with it as a 22-year old shortstop. He asked Coach Fraser's permission to take ground balls on the new Tartan Turf that would later become a part of Mark Light Field. His meeting with Fraser and his chance to practice at the Light left an impact on Morris that he would not forget as he began his professional career.

Morris ended up playing two seasons in the Boston Red Sox minor league system. Though his playing days came to an early end, he quickly saw that he had a future in coaching. An assistant coaching stint at Appalachian State in 1975 set the groundwork. In 1976, he then accepted the challenge of building, from scratch, a baseball program at Atlanta's DeKalb Community College's South campus.

#### BUILDING THE BEST

At DeKalb, Morris started with no players and no field. After settling those "minor" issues, he quickly made a name for himself. His Eagles were nationally ranked three times in four years and advanced to the 1977 Junior College World Series. DeKalb finished second in just his second season. Morris added two more winning years at DeKalb before moving on to become an assistant coach at Florida State University.

#### CARRYING THE TRADITION

On May 23, 1981, Morris received his second dose of Mark Light schooling. On that night, an overflow crowd packed The Light for a game vs. Florida State. Fraser, ever the showman, wasn't about to turn away a patron.

"Coach Fraser asked us if it was all right to rope off sections of foul territory down the lines. We said sure, and they were packed 10-feet deep in there. It was most incredible thing I've ever seen in college baseball. Fraser also asked us if we'd consider roping off the warning track, but we balked at that," added Morris. "I remember how exciting that game was and it was the first game I saw at the University of Miami. It was an outstanding day for me."

Miami defeated the Seminoles, 14-6, that night in front of 7,268 fans. It was a big night for the Hurricanes and one that Jim Morris would never forget.

A year later, Morris would accept a huge challenge in accepting the head coaching job at Georgia Tech. It was

a reclamation project as the Yellow Jackets were on the backside of four straight losing seasons and were 4-23 in their first two seasons in the Atlantic Coast Conference.

At Georgia Tech, Morris was the all-time leader in coaching victories, in any of the school's varsity sports, as he had 12 straight winning seasons, nine straight NCAA regional berths, four straight Atlantic Coast Conference titles (1985-88) and a school-record 51 wins in 1987.

In 1985 Morris was asked to be director of marketing and ticket sales by Dr. Homer Rice at Georgia Tech. Morris had put the Yellow Jackets' program on the map in baseball, and in the process raised money for lights and a new stadium. After one year, Morris decided it was impossible to do both and chose to focus his efforts completely on baseball even though he had great love for marketing and fundraising.

#### MAJOR LEAGUE GUIDANCE

Over 150 professional baseball players have played under Morris during their college careers at Miami, Gorgia Tech and DeKalb.

Among the players Morris coached at Miami that went on to play in the Major Leagues were Ryan Braun (Milwaukee), Pat Burrell (Tampa Bay), Alex Cora (New York Mets), Bobby Hill (San Diego), Aubrey Huff (Detroit), Chris Perez (Cleveland), Cesar Carrillo (San Diego), Brian Barton (St. Louis), Gaby Sanchez (Florida), Charlton Jimerson (Houston), Jay Tessmer (New York Yankees), and Danny Graves (Cincinnati) and Jason Michaels (Houston). Several more Hurricanes during the Morris tenure are right on the cusp of making the show, including Mike Rodriguez (Houston), David Gil (Cincinnati) and Jon Jay (St. Louis). Standout players under Morris from his days at Georgia Tech were Nomar Garciaparra (Los Angeles Dodgers), Jay Payton (Oakland A's) and Jason Varitek (Boston Red Sox).

## THE JIM MORRIS FILE

#### HEAD COACH

1994-pres.	Miami
1982-1993	Georgia Tech
1976-1979	DeKalb Community College

#### ASSISTANT COACH

1980-1981	Florida State
1975	Appalachian State

#### PLAYING EXPERIENCE

1973-1974	Boston Red Sox organization
-----------	-----------------------------

#### PERSONAL

Hometown	Lexington, N.C.
Education	Appalachian State, 1975, M.S. Elon College, 1973, B.A., Economics Ben L. Smith High School, 1969
Born	Feb. 20, 1950
Wife	Nhan
Son	James W. Morris IV (Will)

#### ACC CHAMPIONSHIPS

Georgia Tech - 4 (1985, 1986, 1987, 1988)
Miami - 1 (2008)

#### NCAA TOURNAMENT APPEARANCES

Georgia Tech - 9 (1985-1993)
Miami - 23 (1994-2016)

#### COLLEGE WORLD SERIES APPEARANCES

Miami - 13 (1994, 1995, 1996, 1997, 1998, 1999 [national champions], 2001 [national champions], 2003, 2004, 2006, 2008, 2015, 2016)
---







6

## GINO DiMARE

Associate Head Coach (18th season)  
Recruiting Coordinator / Hitting  
Miami, 1998

Gino DiMare serves as associate head coach in charge of hitting, as well as the baseball program's recruiting coordinator. Overall, 2017 will mark DiMare's 18th year as a member of the Hurricanes baseball staff.

In 2015, DiMare guided the team to the No. 1 national ranking in offense. The Hurricanes scored 547 runs over the season, which ranked first nationally at an average of 8.16 runs per game. Miami's offense, which ranked No. 7 nationally in batting average (.307) and No. 2 in on-base percentage (.417), led the way to the team's 24th College World Series appearance in program history and second straight ACC Coastal Division title.

DiMare rejoined the University of Miami baseball program after three years away from the program in 2011. Prior to his exit in 2008, DiMare served as the Canes recruiting coordinator and hitting coach over his final nine seasons. He held the title of assistant head coach during the 2008 season - a year the Canes won the Atlantic Coast Conference championship before advancing to the College World Series.

DiMare's impact on the program was felt immediately upon his return in 2012, as the first recruiting class under his watch was ranked among the top 10 by two national publications. Miami's incoming 2012 freshman class was ranked No. 10 by Baseball America, its first top-10 ranking from BA since 2006, and No. 9 by Collegiate Baseball. One of those newcomers, third baseman David Thompson, earned Freshman All-America honors from Perfect Game following the conclusion of the 2013 season.

Previously, DiMare helped recruit and coach players such as Yonder Alonso, Ryan Braun, Jon Jay, Gaby Sanchez, Danny Valencia and Jemile Weeks - all of whom have reached the big leagues in recent years. DiMare's accomplishments on the recruiting scene during his nine years in the capacity of recruiting coordinator are as impressive as the Hurricanes' annual postseason results.

UM's 2008 recruiting class, which was targeted primarily by DiMare, was ranked second by Collegiate Baseball and fifth by Baseball America prior to the 2007 season. That includes Braun, the 2005 ACC Player of the Year and Cesar Carrillo, the ACC's Pitcher of the Year that same season. Braun and Carrillo were also Miami's two first-round draft picks in 2005. DiMare has also kept Florida's top talent home, including 2006 first-round pick Chris Perez (Holmes Beach) and second-round pick Jay (Miami).

DiMare's offensive teams also proved to be some of the best in the history of the Hurricanes program. UMiami's offense ranked among the top 10 in school history in eight of DiMare's nine seasons as the club's hitting instructor. The 2005 team hit




.321, the seventh-best team batting average in school history and the 2004 squad finished the season with a .330 batting average, which ranks fourth in school history.

The 1999 Hurricanes posted the third-best batting average in school history with a .333 mark, while the 2000 team finished with a .323 batting average that ranks sixth all time. Miami batted .315 in 2003 and .314 in 2002 (10th). The 2008 team that advanced to the College World Series and spent much of the season atop the national collegiate baseball polls finished the year hitting at a school eighth-best .320 average, while also ranking tied for second in home runs (106), fourth in slugging percentage (.541), eighth in total bases (1,202) and RBI (517), tied for ninth in doubles (135) and 10th in hits (711).

DiMare has long been associated with the Miami baseball program. First, he was a fan as a kid growing up in South Florida. Then, DiMare was a player for the Hurricanes following a stellar career at Miami Westminster Christian. He was a standout outfielder for the Canes from 1989-92, with a career batting average of .290. He currently ranks among UM's leaders in career games played (243), career stolen bases (93) and total sacrifices (36). In 1991, DiMare led the Hurricanes with a .353 batting average.

Following his career in Coral Gables, he was signed as a free agent by the Boston Red Sox. He played the 1992-93 seasons in the Red Sox minor league system in Winter Haven and Ft. Lauderdale.

DiMare currently resides in Miami with his wife Denise and four daughters: Nicolette, Gianna, Giselle and Gina.



33

## JD ARTEAGA

**Assistant Coach (15th season)**  
**Pitching Coach**  
**Miami, 2002**

J.D. Arteaga is entering his 15th season on the UM coaching staff, and has served as UM's pitching coach since 2003.

Arteaga, a standout lefthander during his own four years in the Miami rotation, coached lefthander Chris Diaz to ACC Co-Pitcher of the Year honors in 2014. Under his guidance, all four of Miami's starting pitchers in 2014 - Diaz, Bryan Radziewski, Javi Salas and Andy Suarez - were all drafted in the top 10 rounds of the 2014 Major League Baseball Draft.

Arteaga coached closer Bryan Garcia to National Stopper of the Year honors in 2016, when he was recognized as the top relief pitcher in the country. Garcia departed Miami with the all-time saves record and was selected in the 2016 MLB Draft by Detroit.

Suarez, who elected to return to school and served as the staff ace on a 2015 team that qualified for the College World Series, was drafted in the second round (No. 67) overall by San Francisco in the 2015 MLB Draft.

Arteaga helped lead Radziewski to Rawlings All-America honors in 2013 - the first for a UM player since 2010. Two of the team's weekend starters, Radziewski and Diaz, ranked among the top three in ERA for all Atlantic Coast Conference pitchers in 2013.

Arteaga has tutored three recent first-round draft picks in the Major League Baseball Amateur Draft - Carlos Gutierrez in 2008, Chris Perez in 2006 and Cesar Carrillo in 2005. Gutierrez was the 27th overall pick in the 2008 draft by the Minnesota Twins after earning second team All-ACC honors. Perez, who came to Miami as a starting prospect, was aided by Arteaga in his transition to becoming one of the country's top closers. Carrillo started his career 24-0 as a Hurricane.

In addition to his work in converting Perez from a starter to

a closer, he helped Kyle Bellamy in his transition from a traditional over-the-top throwing motion to a sidewinding delivery. The move had great rewards, as Bellamy recorded 16 saves and finished the 2009 season with a 0.97 ERA en route to numerous first team All-America honors.

Arteaga's 2008 staff boasted National Freshman Pitcher of the Year and Roger Clemens Award finalist Chris Hernandez, who finished 11-0 with a 2.72 ERA while opponents hit just .223 against him. All three starters in 2008, Hernandez, sophomore lefty Eric Erickson and senior right-hander Enrique Garcia combined to go 27-4 while the entire pitching staff combined for the fewest walks (187) in school history and eighth-most strikeouts (554).

His 2006 staff, composed almost entirely of first-time starters, recorded five shutouts, the most by a UM staff since the 1998 season. Miami also recorded the team's first postseason shutout on the road since 1976 with a 7-0 win against Ole Miss in the 2006 Oxford Super Regional.

Morris named Arteaga the Hurricanes' next pitching coach on March 4, 2003, nine games deep into the season. Arteaga played for the Hurricanes from 1994-1997, helping UM reach the College World Series four straight seasons. He left Miami as the program's all-time wins leader with 43 and the all-time starts leader with 72.

Miami retired Arteaga's No. 33 on Feb. 5, 2003, prior to the season opener with Florida International. A 26th round draft choice by the New York Mets, Arteaga spent five seasons in the Mets' and Houston Astros' organizations. He had signed on with the Texas Rangers' organization in the spring of 2003, prior to accepting his post with the Hurricanes. He spent his last professional season with the Astros' Triple-A franchise New Orleans Zephyrs

The left-hander came to the Hurricanes out of Westminster Christian in Miami. He won a career best 12 games as a junior in 1996 (12-1) and came back to go 11-4 as a senior.

Arteaga earned his bachelor's degree in criminal justice from Miami in 2002. He is married to the former Ysha Schettini and the couple has two children, a son, Ari, and a daughter, Ariana.





8

## NORBERTO LOPEZ

Assistant Coach (2nd season)  
Catchers / Hitting  
Nova Southeastern, 1999

Norberto Lopez serves as an assistant coach in charge of catching, and also assists with the Hurricanes hitters. 2016 was Lopez' first year as a member of the Hurricanes coaching staff, where he quickly made an impact.

In 2016, junior catcher Zack Collins became the first Hurricane in program history to win the Johnny Bench Award, honoring the nation's top collegiate catcher. Collins, who was selected No. 10 overall by the Chicago White Sox in the 2016 Major League Baseball First-Year Player Draft, became Miami's first first-round selection since 2010 after a stellar final season with the Hurricanes.

Lopez got his start playing baseball at Monsignor Pace High School in Hialeah, Fla., before moving on to Broward College and Nova Southeastern. After being drafted by the Los Angeles Angels of Anaheim in 1999, he spent three years in the organization. Lopez advanced to AAA and made an appearance in the Angels' major league camp.

Most recently, Lopez served on the UTPA Broncs coaching staff from 2009-2015. He was promoted to the position of Broncs associate head coach prior to the 2015 season.

Lopez was an assistant coach for FAU where he helped the Owls compile a .341 batting average with 93 homeruns in 2007, and a .321 batting average with 99 homeruns in 2008.

Prior to his time at FAU, Lopez spent two years at Broward Community College from 2004 through 2006 where he led the team to a third place finish at the National Junior College Athletic Association World Series. Serving as the hitting and catching coach, Lopez saw his team hit .301, set the home run record at the state tournament and win the Florida Community College Activities Association state title.

Lopez graduated from Nova Southeastern University with a bachelor's degree in business administration in 1999. In 2006, he earned a master's in exceptional student education from Nova.

Lopez and his wife Cheryl have two sons, Niko and Mason.



## BRIAN GABRIEL

Strength & Conditioning  
Coach (4th season)  
Incarnate Word, 1996

Brian Gabriel is entering his fourth season as an assistant strength and conditioning coach with the Miami Hurricanes, and has direct oversight of the Hurricanes baseball program.

Gabriel arrived in Miami after serving for six years as the head strength and conditioning coach at Coastal Carolina University. From 2006-09, Gabriel was the director of strength and conditioning for the Chanticleers' Olympic sports teams. In December 2009, he was promoted to director of speed, strength and conditioning for all sports, including the Chanticleers baseball and football teams.

Gabriel's strength and conditioning programs helped impact a Chanticleers baseball program that captured six consecutive Big South Conference Championships, six NCAA Regional appearances, three NCAA Regional host spots, and two NCAA Super Regional appearances.

Certified by the National Strength & Conditioning Association, Gabriel arrived at CCU in 2006 from Columbia University, where he served as an assistant strength coach and director of football strength and performance for four years. Prior to his time at Columbia, Gabriel had spent one year at Trinity (Texas) University as head strength and conditioning coordinator, as well as one year in the same position with the Detroit Dogs of the American Basketball Association - who won the ABA's World Championship that year.

A 1996 graduate of the University of Incarnate Word with a bachelor's degree in psychology, Gabriel earned his master's degree in biobehavioral science-physical education from Columbia in 2006.

Gabriel and his wife Guadalupe have two sons, Zion and Ezra.





## ROBERT MCDANIEL

Director of Baseball Operations & Camps (17th season)  
FIU, 2003

Robert McDaniel is entering his 17th season on the Miami baseball staff. He is responsible for clubhouse operations, managing the team's equipment, coordinating UM's travel plans and pre-game meals, supervising the team's student managers and all camp activities.

McDaniel, the team's Director of Baseball Operations & Camps, is in his second stint at Miami. In 2013, McDaniel was promoted to his current position after serving as Director of Baseball Operations since his return to the program in 2001.

Following the Hurricanes' second National Championship under Head Coach Jim Morris in 2001, Miami welcomed back a member from its first title under Morris in 1999. McDaniel, better known around the ballpark as "G.M.," returned during the 2001 offseason as the Hurricanes' Coordinator of Baseball Operations, a position he held from fall 1998 through spring 1999.

McDaniel is one of the key cogs in the Miami baseball machine.

A graduate of Miami's Christopher Columbus High School, G.M. left the Hurricanes following the 1999 National Championship to complete his studies and returned in 2002. He earned his bachelor's of science degree in sports management from Florida International University in the summer of 2003.

G.M. boasts a long line of baseball tradition in his lineage as the nephew of former Miami All-American Jorge Maduro and grandson of Cuban baseball legend Bobby Maduro. Along with the Hurricanes in 1999, he has worked in the clubhouses for the Tampa Bay Devil Rays Major League Organization and at Florida State as an undergraduate in 1997-98.

With Tampa Bay, G.M. also worked in the minor league clubhouse for the Class A Princeton (W.Va.) Devil Rays. Prior to the time spent in Tallahassee, G.M. served as an intern in 1996 with the Florida Marlins community relations department.



## H.R. POWELL

Athletic Trainer (2nd season)  
Montclair State, 2013

Hiroshi (H.R.) Powell joined the Miami Hurricanes as an athletic trainer in October 2015. He serves as the primary athletic trainer for the UM baseball team, which made a College World Series appearance in 2016.

A native of Branchburg, N.J., Powell graduated from Montclair State with a B.S. in athletic training in 2013. He later earned his master's degree in exercise science from Montclair State in 2016.

Before arriving in Coral Gables, Powell spent two seasons as the head athletic trainer for the six-time Atlantic League champion Somerset Patriots baseball team. In his final season with the team, the Patriots won the league championship.

Powell has also spent time working with the baseball programs at Ramapo College (N.J.) and Montclair State (N.J.).

## TEAM SCHEDULE

## MIAMI HURRICANES 2017 SCHEDULE

Date	Opponent	Location	Time	Date	Opponent	Location	Time
Feb. 11	Alumni Game <sup>^</sup>	Coral Gables, Fla.	4 p.m.	April 19	FAU	Coral Gables, Fla.	6 p.m.
Feb. 17	Rutgers	Coral Gables, Fla.	7 p.m.	April 21	Florida State*	Coral Gables, Fla.	7 p.m.
Feb. 18	Rutgers	Coral Gables, Fla.	7 p.m.	April 22	Florida State*	Coral Gables, Fla.	7 p.m.
Feb. 19	Rutgers	Coral Gables, Fla.	1 p.m.	April 23	Florida State*	Coral Gables, Fla.	1 p.m.
Feb. 22	FIU	Miami, Fla.	7 p.m.	April 26	FIU	Coral Gables, Fla.	6 p.m.
Feb. 24	Florida	Gainesville, Fla.	6:30 p.m.	April 28	Boston College*	Chestnut Hill, Mass.	2:30 p.m.
Feb. 25	Florida	Gainesville, Fla.	6:30 p.m.	April 29	Boston College*	Chestnut Hill, Mass.	1:30 p.m.
Feb. 26	Florida	Gainesville, Fla.	1 p.m.	April 30	Boston College*	Chestnut Hill, Mass.	1 p.m.
March 1	FAU	Boca Raton, Fla.	6:30 p.m.	May 5	Bethune-Cookman	Coral Gables, Fla.	7 p.m.
March 3	Dartmouth	Coral Gables, Fla.	7 p.m.	May 6	Bethune-Cookman	Coral Gables, Fla.	7 p.m.
March 4	Dartmouth	Coral Gables, Fla.	7 p.m.	May 7	Bethune-Cookman	Coral Gables, Fla.	1 p.m.
March 5	Dartmouth	Coral Gables, Fla.	12 p.m.	May 10	UCF	Coral Gables, Fla.	7 p.m.
March 7	FIU	Coral Gables, Fla.	6 p.m.	May 12	Virginia*	Charlottesville, Va.	6 p.m.
March 8	FIU	Miami, Fla.	7 p.m.	May 13	Virginia*	Charlottesville, Va.	4 p.m.
March 10	Georgia Tech*	Coral Gables, Fla.	7 p.m.	May 14	Virginia*	Charlottesville, Va.	1 p.m.
March 11	Georgia Tech*	Coral Gables, Fla.	7 p.m.	May 16	FGCU	Coral Gables, Fla.	7 p.m.
March 12	Georgia Tech*	Coral Gables, Fla.	1 p.m.	May 18	Virginia Tech*	Coral Gables, Fla.	7 p.m.
March 14	Maine	Coral Gables, Fla.	6 p.m.	May 19	Virginia Tech*	Coral Gables, Fla.	7 p.m.
March 15	Maine	Coral Gables, Fla.	6 p.m.	May 20	Virginia Tech*	Coral Gables, Fla.	1 p.m.
March 17	NC State*	Raleigh, N.C.	6:30 p.m.	May 23-28	ACC Championship	Louisville, Ky.	
March 18	NC State*	Raleigh, N.C.	6:30 p.m.	June 2-5	NCAA Regionals	Campus Sites	
March 19	NC State*	Raleigh, N.C.	1 p.m.	June 9-12	NCAA Super Regionals	Campus Sites	
March 22	FAU	Coral Gables, Fla.	6 p.m.	June 17-27	College World Series	Omaha, Neb.	
March 24	North Carolina*	Chapel Hill, N.C.	6:30 p.m.				
March 25	North Carolina*	Chapel Hill, N.C.	4 p.m.				
March 26	North Carolina*	Chapel Hill, N.C.	12 p.m.				
March 29	FGCU	Fort Myers, Fla.	6:30 p.m.				
March 31	Wake Forest*	Coral Gables, Fla.	7 p.m.				
April 1	Wake Forest*	Coral Gables, Fla.	7 p.m.				
April 2	Wake Forest*	Coral Gables, Fla.	1 p.m.				
April 5	St. Thomas (FL)	Coral Gables, Fla.	6 p.m.				
April 8	Duke*	Coral Gables, Fla.	7 p.m.				
April 9	Duke*	Coral Gables, Fla.	2 p.m.				
April 10	Duke*	Coral Gables, Fla.	7 p.m.				
April 12	FGCU	Coral Gables, Fla.	6 p.m.				
April 14	Pittsburgh*	Pittsburgh, Pa.	6 p.m.				
April 15	Pittsburgh*	Pittsburgh, Pa.	3 p.m.				
April 16	Pittsburgh*	Pittsburgh, Pa.	1 p.m.				

<sup>^</sup> indicates exhibition

\* indicates conference game



# 2017 STUDENT-ATHLETES

2017 ROSTER .....	18-19
STUDENT-ATHLETE PROFILES .....	20-29



CATEGORY



# NUMERICAL ROSTER

No.	Name	B/T	Pos.	Ht.	Wt.	Yr.	Hometown (Prev School)
0	Gregory Veliz	L/R	RHP / INF	6-2	205	Fr.	Key West, Fla. (North Broward Prep)
2	Randy Batista	S/R	INF	5-11	195	Sr.	Kissimmee, Fla. (Indian River) (Gateway)
4	Johnny Ruiz	L/R	INF	5-11	195	Sr.	Coral Gables, Fla. (Westminster Christian)
7	Brandon Gali	R/R	INF	5-11	170	Jr.	Louisville, Ky. (Polk State) (Eastern)
9	Carl Chester	R/R	OF	6-0	205	Jr.	Longwood, Fla. (Lake Brantley)
10	Romy Gonzalez	R/R	3B	6-2	200	So.	Miami, Fla. (American Senior)
14	Mason Studstill	R/R	RHP	6-2	205	Fr.	Titusville, Fla. (Rockledge Senior)
16	Edgar Michelangeli	R/R	INF	6-1	210	RSr.	Miami, Fla. (Florida Christian)
17	Christopher Barr	L/L	1B	6-1	200	RSr.	Royal Palm Beach, Fla. (Royal Palm Beach)
18	Michael Mediavilla	R/L	LHP	6-5	225	Jr.	Hialeah, Fla. (Mater Academy)
19	Jeb Bargfeldt	L/L	LHP	6-0	175	Jr.	Owasso, Okla. (Cisco College) (Wichita St.) (Owasso)
21	Hunter Tackett	R/R	OF	6-3	186	Jr.	Knoxville, Tenn. (NW Florida State) (Auburn) (Anderson County)
22	Albert Maury, Jr.	R/R	RHP	6-2	205	Fr.	Miami, Fla. (Belen Jesuit)
24	Michael Amditis	R/R	C	5-11	190	Fr.	Boca Raton, Fla. (Boca Raton Community)
27	Daniel Epstein	L/L	LHP	6-0	175	RSo.	Weston, Fla. (University School)
28	Alex Sanchez	R/R	C	5-9	198	RSo.	Harlem, N.Y. (Galveston) (MCSM)
30	Michael Perez	R/R	RHP	6-1	210	RJr.	Miami, Fla. (Miami Dade College) (FIU) (Killian)
31	Barry Buchowski	R/R	OF	6-3	230	Sr.	Moorestown, N.J. (Indian River) (St. Augustine Prep)
32	Evan McKendry	R/R	RHP	6-3	210	Fr.	Pembroke Pines, Fla. (North Broward Prep)
34	Daniel Rivero	R/R	RHP	6-3	200	Fr.	Davie, Fla. (Pembroke Pines Charter)
35	Andrew Cabezas	R/R	RHP	6-0	180	So.	Miami Gardens, Fla. (Coral Gables Senior)
37	Keven Pimentel	R/R	RHP	6-3	225	So.	Huntington Station, N.Y. (Montverde Academy)
39	Cooper Hammond	R/R	RHP	6-3	205	RJr.	Venice, Fla. (Venice Senior)
40	Joe Gomez	S/R	C	6-0	190	Sr.	Wellington, Fla. (Indian River) (King Academy)
43	Nico Baldor	L/R	OF	6-1	190	Fr.	Tampa, Fla. (Jesuit)
44	Michael Burns	R/R	OF	5-9	180	RJr.	Littleton, Colo. (Cisco College) (Wichita St.) (Columbine)
45	Ryan Guerra	R/R	RHP	6-1	220	Sr.	Miami, Fla. (Broward) (Christopher Columbus)
47	Enrique Sosa	R/R	RHP	5-10	180	RSr.	Panama City, Panama (Academia Interamericana)
51	James Davison	L/R	OF	5-7	150	Jr.	Dolton, Ill. (Howard College) (Morgan Park)
52	Frankie Bartow	R/R	RHP	6-3	200	So.	Miami, Fla. (TERRA)
53	Anthony Masiello	L/L	LHP	6-2	180	Fr.	Parkland, Fla. (North Broward Prep)
55	Jesse Lepore	R/R	RHP	6-4	215	Jr.	Beverly Hills, Fla. (Trinity Catholic)

## Coaches and Staff

**Head Coach:** Jim Morris (Elon, 1973), 24th season

**Assistant Head Coach / Recruiting Coordinator / Hitting:** Gino DiMare (Miami, 1998), 18th season

**Assistant Coach / Pitching:** JD Arteaga (Miami, 2002), 15th season

**Assistant Coach / Catchers / Hitting:** Norberto Lopez (Nova Southeastern, 1999), second season

**Strength & Conditioning Coach:** Brian Gabriel (Incarnate Word, 1996), fourth season

**Director of Baseball Operations / Camps:** Robert "G.M." McDaniel (FIU, 2003), 17th season

**Athletic Trainer:** H.R. Powell (Montclair State, 2013), second season

**Communications:** Camron Ghorbi (Miami, 2011), sixth season

# ALPHABETICAL ROSTER

No.	Name	B/T	Pos.	Ht.	Wt.	Yr.	Hometown (Prev School)
24	Michael Amditis	R/R	C	5-11	190	Fr.	Boca Raton, Fla. (Boca Raton Community)
43	Nico Baldor	L/R	OF	6-1	190	Fr.	Tampa, Fla. (Jesusit)
19	Jeb Bargfeldt	L/L	LHP	6-0	175	Jr.	Owasso, Okla. (Cisco College) (Wichita St.) (Owasso)
17	Christopher Barr	L/L	1B	6-1	200	RSr.	Royal Palm Beach, Fla. (Royal Palm Beach)
52	Frankie Bartow	R/R	RHP	6-3	200	So.	Miami, Fla. (TERRA)
2	Randy Batista	S/R	INF	5-11	195	Sr.	Kissimmee, Fla. (Indian River) (Gateway)
31	Barry Buchowski	R/R	OF	6-3	230	Sr.	Moorestown, N.J. (Indian River) (Tulane) (St. Augustine Prep)
44	Michael Burns	R/R	OF	5-9	180	R.Jr.	Littleton, Colo. (Cisco College) (Wichita St.) (Columbine)
35	Andrew Cabezas	R/R	RHP	6-0	180	So.	Miami Gardens, Fla. (Coral Gables Senior)
9	Carl Chester	R/R	OF	6-0	205	Jr.	Longwood, Fla. (Lake Brantley)
51	James Davison	L/R	OF	5-7	150	Jr.	Dolton, Ill. (Howard College) (Morgan Park)
27	Daniel Epstein	L/L	LHP	6-0	175	RSO.	Weston, Fla. (University School)
7	Brandon Gali	R/R	INF	5-11	170	Jr.	Louisville, Ky. (Polk State) (Eastern)
40	Joe Gomez	S/R	C	6-0	190	Sr.	Wellington, Fla. (Indian River State) (King Academy)
10	Romy Gonzalez	R/R	3B	6-2	200	So.	Miami, Fla. (American Senior)
45	Ryan Guerra	R/R	RHP	6-1	220	Sr.	Miami, Fla. (Broward) (Christopher Columbus)
39	Cooper Hammond	R/R	RHP	6-3	205	R.Jr.	Venice, Fla. (Venice Senior)
55	Jesse Lepore	R/R	RHP	6-4	215	Jr.	Beverly Hills, Fla. (Trinity Catholic)
53	Anthony Masiello	L/L	LHP	6-2	180	Fr.	Parkland, Fla. (North Broward Prep)
22	Albert Maury, Jr.	R/R	RHP	6-2	205	Fr.	Miami, Fla. (Belen Jesuit)
32	Evan McKendry	R/R	RHP	6-3	210	Fr.	Pembroke Pines, Fla. (North Broward Prep)
18	Michael Mediavilla	R/L	LHP	6-5	225	Jr.	Hialeah, Fla. (Mater Academy)
16	Edgar Michelangeli	R/R	INF	6-1	210	RSr.	Miami, Fla. (Florida Christian)
30	Michael Perez	R/R	RHP	6-1	210	R.Jr.	Miami, Fla. (Miami Dade College) (FIU) (Killian)
37	Keven Pimentel	R/R	RHP	6-3	225	RSO.	Huntington Station, N.Y. (Montverde Academy)
34	Daniel Rivero	R/R	RHP	6-3	200	Fr.	Davie, Fla. (Pembroke Pines Charter)
4	Johnny Ruiz	L/R	INF	5-11	195	Sr.	Coral Gables, Fla. (Westminster Christian)
28	Alex Sanchez	R/R	C	5-9	198	RSO.	Harlem, N.Y. (Galveston) (MCSM)
47	Enrique Sosa	R/R	RHP	5-10	180	RSr.	Panama City, Panama (Academia Interamericana)
14	Mason Studstill	R/R	RHP	6-2	205	Fr.	Titusville, Fla. (Rockledge Senior)
21	Hunter Tackett	R/R	OF	6-3	186	Jr.	Knoxville, Tenn. (NW Florida State) (Auburn) (Anderson County)
0	Gregory Veliz	L/R	RHP / INF	6-2	205	Fr.	Key West, Fla. (North Broward Prep)

## Pronunciation Guide

Michael Amditis - am-DEE-tiss

Barry Buchowski - buh-KOW-skee

Andrew Cabezas - kuh-BAY-suss

Brandon Gali - gahl-EE

Ryan Guerra - geh-ruh

Jesse Lepore - luh-POOR-ee

Anthony Masiello - mah-see-EHL-oh

Michael Mediavilla - med-ee-uh-VEE-uh

Edgar Michelangeli - my-cuh-LANJ-uh-lee

Keven Pimentel - pim-en-TELL

Gregory Veliz - vuh-LEEZ

JD Arteaga - are-tee-AH-guh

Gino DiMare - dih-MAWR-ee



## 24 MICHAEL AMDITIS

C • 5-11 • 190 • Fr. • R/R  
Boca Raton, Fla. (Boca Raton Community)

**High School/Prep:** Four-year letterwinner at Boca Raton High School...Selected in 37th round of 2016 Major League Baseball First-Year Player Draft by Cleveland Indians...Ranked No. 200 Draft-eligible player by Baseball America...Ranked No. 295 Draft-eligible player by Perfect Game...Under Armour All-America game selection during junior season...Won gold medal with Team USA at 2015 World Baseball Softball Confederation 18U World Cup in Japan...Missed senior season while recovering from labrum surgery...Led Palm Beach County with eight home runs and 33 RBI in 2015, and ranked second with .500 average...Named First-Team All-Palm Beach 8A-7A-6A catcher in 2015 by South Florida Sun Sentinel.

**Personal:** Mother is Amy Amditis...Intends to major in sports administration.



## 43 NICO BALDOR

OF • 6-1 • 190 • Fr. • L/R  
Tampa, Fla. (Jesuit)

**High School/Prep:** Four-year letterwinner at Jesuit...Helped lead team to regional finals and district championship in final season...Batted .350 with 25 RBI in final year.

**Personal:** Parents are Javier and Cindy...Has one brother, Javi and one sister, Sophia...Intends to major in School of Business.



## 19 JEB BARGFELDT

LHP • 6-0 • 175 • Jr. • L/L  
Owasso, Okla. (Owasso/Wichita State/Cisco College)

**Before Miami:** Helped lead Cisco College to Junior College World Series in 2016...Posted 12-1 record in only season with Wranglers...Pitched at Wichita State in 2015 and finished 3-4 in 12 starts...Recorded 4.45 ERA in 58.2 innings with Shockers.

**High School/Prep:** Four-year letterwinner at Owasso...Helped lead team to 2013 state championship and perfect 36-0 record...Earned 2014 Rawlings Gold Glove...Named 2013 Louisville Slugger All-American.

**Personal:** Parents are John and Barbara...Has one brother and one sister...Father played professional baseball in Chicago Cubs organization and is current head softball coach at Tulsa...Mother works for Oklahoma Heart Institute.



## 17 CHRISTOPHER BARR

1B • 6-1 • 200 • R-Sr. • L/L  
Royal Palm Beach, Fla. (Royal Palm Beach)

### 2016 ALL-ACC ACADEMIC TEAM 2015 ACC BASEBALL ALL-TOURNAMENT TEAM

**2016 (Redshirt Junior):** Served as team's starting first baseman for second straight year, making 61 starts...Batted .256 with six doubles, three triples and 25 RBI...Ranked second on team with 14 stolen bases (14-for-15) and second on team with 14 sacrifice hits...Made just three errors as key member of defense that tied for No. 1 nationally with .983 fielding percentage...Recorded another standout season defensively...Missed three games because of hamstring pull suffered at Duke...16 multi-hit games were tied for sixth-most...Had season-long nine-game hitting streak from April 13-May 5...Opened season on five-game hitting streak...Hit second in order for first 53 starts of year...Had five hits and scored five runs in team's sweep of North Carolina (April 1-3)...Added five hits in sweep of Florida A&M (April 29-May 1)...Tied career high with three RBI in finale vs. Pittsburgh (May 15)...Batted .300 in NCAA Super Regional with .417 on-base percentage...Recorded RBI single in College World Series game vs. Arizona (June 18).

**2015 (Redshirt Sophomore):** Returned to team after one-year hiatus because of shoulder injury and served as starting first baseman...Hit .306 in 58 starts at first, finishing with seven doubles, five triples, one home run and 32 RBI...Played in 61 total games...Ended season with perfect 14-for-14 mark in steal attempts and played outstanding defense at first...Led team with 16 sacrifice hits and tied for team lead with five triples...Had two multi-hit games in team's opening sweep of Rutgers (Feb. 13-15)...Had back-to-back two-hit games vs. NC State (March 14-15), including first triple of season in second game of series...Had first three-hit game of career vs. Wake Forest (March 21) and scored two runs...Totaled five hits in team's series vs. Florida State (April 24-26)...Scored at least one run in nine straight games from May 6-May 20, including multiple runs in six of those games...Had season-high three RBI in win over NYIT (May 8)...Matched season high with three RBI in series finale vs. Georgia Tech (May 16)...Had at least one hit in every game of ACC Baseball Championship, including first career home run vs. Notre Dame (May 23)...Homer was a game-tying solo blast that set up eventual win...Had three RBI in NCAA Coral Gables Regional-clinching win over Columbia (June 1)...Batted .308 in three starts at College World Series, including 2-for-5 game vs. Florida (June 13) in team's CWS opener...Was only player to have at least one hit in every CWS game.

**2013 (True Freshman):** Saw action in 55 games including 29 starts...Recorded 25 hits in 115 at bats (.217) with one double, one triple and six RBI...Served as primary defensive replacement at first and pinch-running threat...Went 7-for-10 on stolen base attempts (7-for-10)...Registered on-base percentage of .353...27 runs ranked third-most on team, while 22 walks ranked fourth-most...Scored run in season debut against Rutgers (Feb. 16)...Made first career start against Duke (March 10) going 1-for-2 with one run and two walks...First of six multi-hit games came against Illinois State (March 12), finishing 2-for-4 with two runs...Set career high with three hits in 9-2 win over Illinois State (March 13)...Drove in first career run in 4-1 victory over North Carolina (March 15) with RBI single.

**High School/Prep:** Four year letterman (2009-12)...Compiled a 24-4 record his senior season...Earned Team MVP honors senior



year... Hit .405 with 30 stolen bases senior year... Named the 2012 7A Player of the year... 1st team All-Area Palm Beach Post... Dick Howser MVP recipient... Perfect Game WWBA All-Tournament Team... FACA All-Star.

**Personal:** Son of Jim and Belinda...Has two sisters - Jacque and Cecilia - and one brother, Juan...Biggest fan is grandmother Annette...Father won college championship with Florida Southern baseball team in 1985...Major is sports administration.

## BARR CAREER STATISTICS

### OFFENSE

YEAR	AVG	GP-GS	AB	R	H	2B	3B	HR	RBI	BB	SO	SB-A
2016	.256	61-61	234	44	60	6	3	0	25	21	44	14-15
2015	.306	61-58	206	44	63	7	5	1	32	25	43	14-14
2014												
2013	.217	55-29	115	27	25	1	1	0	6	22	20	7-10
Career	.267	177-148	555	115	148	14	9	1	63	68	107	35-39



## 52 FRANKIE BARTOW

RHP • 6-3 • 200 • So. • R/R  
Miami, Fla. (TERRA)

2016 LOUISVILLE SLUGGER FRESHMAN ALL-AMERICA  
2016 ACC ALL-FRESHMAN TEAM

**2016 (True Freshman):** Earned Louisville Slugger Freshman All-America honors from *Collegiate Baseball Newspaper*...Named to ACC All-Freshman Team...Recorded 2.72 ERA and 6-0 record...43 relief appearances was most of any pitcher nationwide...Struck out 29 batters compared to 10 walks in 56.1 innings...Six wins were most of any reliever... Did not walk more than one batter in any of 43 appearances... Made career debut with two scoreless innings against Rutgers (Feb. 19)...Tossed 2.1 innings against Florida (Feb. 27)...Struck out career-high three batters twice: against Virginia (April 23) and Game 1 of doubleheader at Florida State (May 21)...Had stretch of 11 appearances with zero earned runs allowed from April 23-May 25... Picked up win with one inning of relief vs. Pittsburgh (May 13)...Earned win over NC State (May 26) at ACC Championship in Durham, N.C...Saw action in all three games of Coral Gables Regional and did not allow earned run...Made two appearances in NCAA Super Regional vs. Boston College...Earned win with career-long 3.1 innings of relief against Boston College in finale (June 12) to help send Miami to College World Series...Tossed one scoreless inning of relief in College World Series debut vs. Arizona (June 18)...Pitched final 2.2 innings in season finale against UC Santa Barbara (June 20) at College World Series.

**High School/Prep:** Four-year baseball letterwinner at TERRA...Helped lead team to program-record 14 wins in final season, earning second-team All-Dade honors from Miami Herald...Finished with 6-3 record and 3.05 ERA in 2015, striking out 49 batters...Finished 5-5 with 32 strikeouts and 1.83 ERA in 2014... Batted .423 sophomore season at TERRA.

**Personal:** Full name is Francis Bartow, goes by "Frankie"... Parents are Boyd and Vanessa Bartow...Has three sisters - Ashley, Brittney and Chealsey...Ashley and Brittney graduated from Miami Herald...Chealsey is also a Miami student...Intends to major in sports administration.

## BARTOW CAREER STATISTICS

### PITCHING

YEAR	ERA	W-L	APP-S	CG	SHO	SV	IP	H	R	ER	BB	SO	B/AVG
2016	2.72	6-0	43/0	0	0/4	0	56.1	56	21	17	10	29	.268



## 2 RANDY BATISTA

INF • 5-11 • 195 • Sr. • S/R  
Kissimmee, Fla. (Gateway/Indian River)

**2016 (Junior):** Served as team's primary designated hitter for majority of season, seeing action in 54 games...Made 42 starts, including 39 at designated hitter...Started three games at second base...Batted .272 with three doubles, two triples, two home runs and 26 RBI...Hit .300 during ACC play and recorded a .403 on-base percentage against conference competition...Grand slam vs. Florida A&M (May 1) was one of two home runs during regular season...Became first Hurricane since Frank Fleizach (1998) to have first home run go for grand slam...Had career-high four hits against Rattlers in same game...Added three-run home run against Georgia Tech (May 8)...Batted .466 over second half of regular season entering NCAA postseason... Delivered game-winning hit in NCAA Regional Championship vs. Long Beach State (June 5) - two-out RBI single to advance Miami to next round of postseason... Batted .333 at College World Series (3-for-9) with one double and one RBI.

**Before Miami:** Spent two seasons at Indian River State College before transferring to Miami.

**High School/Prep:** Four-year varsity letterwinner at Gateway HS in Kissimmee, FL...Won two Orange Belt Conference (OBC) championships at Gateway...Two-year member of all-conference team...Batted .352 over his four seasons at Gateway.

**Personal:** Parents are Roman and Martha Batista...Has two brothers, Roman Jr. and Ronny...Has one sister, Jadelny...Brother Roman Jr. played four years in college and some professional baseball...Intends to major in sports administration.

## BATISTA CAREER STATISTICS

### OFFENSE

YEAR	AVG	GP-GS	AB	R	H	2B	3B	HR	RBI	BB	SO	SB-A
2016	.272	54-42	147	29	40	3	2	2	26	27	41	7-10



## 31 BARRY BUCHOWSKI

OF • 6-3 • 230 • Sr. • R/R  
Moorestown, N.J. (St. Augustine Prep/  
Indian River/Tulane)

**2016 (Junior):** Saw action in 11 games and recorded nine at bats...Totaled two hits and three RBI and scored one run...Recorded first career RBI with sacrifice fly against Manhattan (March 4)... Recorded first career hit at Duke (April 15), two-run single...Scored first career run and had first career double in finale vs. Blue Devils (April 17).

**Before Miami:** Played for Indian River State College for one season (2015) before transferring to Miami. Started his collegiate

career at Tulane (2014), where he played in 11 games.

**High School/Prep:** Four-year letterwinner at St. Augustine Prep in Richland, N.J....Earned all-state honors in and All-South Jersey honors from the *Philadelphia Inquirer* in 2013...Batted .419 with six home runs and 29 RBI...Added 12 doubles and three triples senior season...Helped lead St. Augustine to state title in sophomore season (2011).

**Personal:** Parents are Barry and Michele Buchowski...Has one sister, Francesca...Father Barry played football at Rutgers...Intends to major in business management.

## BUCHOWSKI CAREER STATISTICS

### OFFENSE

YEAR	AVG	GP-GS	AB	R	H	2B	3B	HR	RBI	BB	SO	SB-A
2016	.222	11-0	9	1	2	1	0	0	3	0	4	0-0



44

## MICHAEL BURNS

OF • 5-9 • 180 • Jr. • R/R  
Littleton, Colo. (Columbine/Wichita State/Cisco College)

**Before Miami:** Spent 2016 season at Cisco Junior College, helping lead Wranglers to Junior College World Series...Spent first two seasons of collegiate career (2014-15) at Wichita State...Made 21 starts in 2015 and recorded four RBI and six steals...Redshirted 2014 season with Shockers.

**High School/Prep:** Three-year letterwinner at Columbine...Hit .417 with 14 stolen bases, 20 RBI and five home runs as the leadoff hitter during senior season...Batted .451 with five home runs and 10 stolen bases junior year...Two-time all-state selection...Named Male Athlete of the Year at Columbine High School for senior year and was the Hall of Fame selection for his class.

**Personal:** Parents are Mike and Anita...Has two sisters, MacKenzie and Addison...Majoring in political science.



35

## ANDREW CABEZAS

RHP • 6-0 • 180 • So. • R/R  
Miami Gardens, Fla. (Coral Gables Senior)

**2016 (True Freshman):** Served as one of team's primary relievers in first season, totaling 55.0 innings in 28 appearances...Made starts during final two series of regular season...Struck out 54 batters and walked 24...Held opponents to .227 average...Struck out multiple batters in 17 of 28 appearances, including stretch of six straight appearances from March 5-March 20...Made career debut with one scoreless inning against Rutgers (Feb. 21)...Tossed three innings with career-high five strikeouts at Virginia Tech (March 12)...Tied career high with five strikeouts in 4.2 innings in start vs. Pittsburgh (May 13)...Tied career high with 4.2 innings in second start at Florida State (May 19)...Tossed 1.2 innings of relief against NC State (May 26) at ACC Championship in Durham, N.C....Made two appearances in Coral Gables Regional, both against Long Beach State...Earned win against Dirtbags (June 4), pitching final 1.2 innings in relief...Made two appearances in NCAA Super Regional against Boston College...Tossed 1.2 innings of relief vs.

BC in Game 2 (June 11)...Started and threw 2.2 innings in Game 3 finale vs. Eagles (June 12)...Tossed two scoreless innings of relief in College World Series debut vs. Arizona (June 18)...Struck out two batters vs. Wildcats.

**High School/Prep:** Drafted in 34th round of 2015 Major League Baseball Draft by Cleveland...Played final two seasons of high school career at Coral Gables Senior HS, earning *Miami Herald* first-team All-Dade honors in 2015...Was third-team All-Dade selection by *Herald* as junior in 2014...Honorable Mention selection sophomore season at Mater Academy...Finished senior season at Coral Gables with 6-3 record and 84 strikeouts...Recorded 0.39 ERA with just eight walks.

**High School:** Parents are Armando and Haydee Cabezas...Intends to major in sports administration.

## CABEZAS CAREER STATISTICS

### PITCHING

YEAR	ERA	W-L	APP/S	CG	SHO	SV	IP	H	R	ER	BB	SO	B/AVG
2016	5.07	3-1	28/3	0	0/0	0	55.0	45	31	31	24	54	.227



9

## CARL CHESTER

OF • 6-0 • 205 • Jr. • R/R  
Longwood, Fla. (Lake Brantley)

**2017 BASEBALL AMERICA PRESEASON ALL-AMERICA**  
**2016 ALL-ACC THIRD TEAM**  
**2016 NCAA REGIONAL MOST OUTSTANDING PLAYER**  
**2016 NCAA REGIONAL ALL-TOURNAMENT TEAM**

**2016 (Sophomore):** Earned third-team All-ACC honors as team's starting center fielder...One of just four Hurricanes to start all 64 games...Batted .336 with nine doubles, two home runs, 29 RBI and team-high 16 steals...Ranked fourth on team with .426 on-base percentage...Led team with 85 hits and 56 runs scored...Batted .316 in ACC play and recorded .415 on-base percentage in conference competition...Hit by pitch 19 times, marking fourth-highest single-season total in Miami history...Led team with 15 sacrifice hits...First home run of season was two-run blast vs. Florida A&M (April 29)...Three-run, eighth-inning home run vs. Pittsburgh (May 13) helped clinch win late...Had first three-steal game of career in series finale vs. Panthers (May 15)...Named Coral Gables Regional Most Outstanding Player and selected to All-Tournament Team...Batted .357 in three games in NCAA Regional...Had go-ahead RBI single in 11th inning vs. Long Beach State (June 4) to cap three-hit game...Batted .500 (6-for-12) with on-base percentage of .583 in NCAA Super Regional vs. Boston College...Career-long nine-game hitting streak was snapped in College World Series opener vs. Arizona (June 18)...Had one hit in season finale against UC Santa Barbara (June 20) at College World Series.

**2015 (True Freshman):** Had impressive first season with Miami, making 47 starts in left field...Saw action in 64 of 67 possible games and batted .267...Hit five home runs and knocked in 25 runs...Finished 11-for-14 on stolen base attempts...Served as leadoff hitter for 30 games...Hit 10 doubles, scored 37 runs and added one triple...Recorded first hit and first RBI in career debut vs. Rutgers (Feb. 13)...Went 2-for-5 with two runs scored and first career home run at FAU (Feb. 17)...Recorded first career triple in win at Florida (Feb. 21)...Had three hits vs. Wright State (Feb. 28)...Had leadoff home run to open game vs. Stetson (March 11)...Swiped two bases in win over NC State (March 14)...Went 3-for-6

and homered in win at Wake Forest (March 21)...Connected on two doubles in series opener vs. Florida State (April 24)...Totaled four hits in sweep at Pittsburgh (May 2-3)...Hit pinch-hit home run in NCAA Coral Gables Regional-clinching win over Columbia (June 1)...Made College World Series debut vs. Florida (June 13)...Scored game-winning run in bottom of ninth as pinch runner vs. Arkansas (June 15).

**High School/Prep:** Selected in 38th round of 2014 MLB First-Year Player Draft by Milwaukee Brewers...Ranked No. 68 national high school prospect by Perfect Game...Rated No. 69 high school prospect by Baseball America...Four-year letterwinner Lake Brantley...Named Perfect Game All-American...Helped lead team to 8A state championship in 2013...Ranked among top seniors nationwide...Batted .314 with one home run, 19 RBI and 17 stolen bases in final season...Earned All-Conference First Team recognition in final three seasons (2012-14)...Played club baseball with Orlando Scorpions.

**Personal:** Parents are Jill and Dana...Has one brother, Cody, and two sisters, Kristen and Katelyn...Majoring in sports administration.

one...Allowed two earned runs...Made Miami debut with one scoreless inning of relief vs. Manhattan (March 4)...Tossed 0.2 scoreless innings at Duke (April 16)...Recorded final out of win vs. Virginia (April 23)...Registered first career strikeout in relief appearances vs. Florida A&M (April 30)

**2015 (True Freshman):** Did not see any game action, redshirted to retain eligibility.

**High School/Prep:** Four-year letterwinner at University School...Finished senior season with 1.40 ERA and .321 batting average...Finished 14-of-16 on stolen base attempts...Struck out 11 batters compared to just two walks in final season.

**Personal:** Son of David and Jodi Epstein...Has one brother and one sister...Plans to major within School of Business.

## EPSTEIN CAREER STATISTICS

### PITCHING

YEAR	ERA	W-L	APP/S	CG	SHO	SV	IP	H	R	ER	BB	SO	B/AVG
2016	5.40	0-0	5/0	0	0/1	0	3.1	6	2	2	1	1	.400

## CHESTER CAREER STATISTICS

### OFFENSE

YEAR	AVG	GP-GS	AB	R	H	2B	3B	HR	RBI	BB	SO	SB-A
2016	.336	64-64	253	56	85	9	0	2	29	22	35	16-26
2015	.267	64-47	191	37	51	10	1	5	25	18	45	11-14
Career	.306	128-111	444	93	136	19	1	7	54	40	80	27-40



## 51 JAMES DAVISON

**OF • 5-7 • 150 • Jr. • L/R**  
**Dolton, Ill. (Morgan Park/Howard College)**

**Before Miami:** Spent two seasons at Howard College in Big Spring, Texas...Helped lead team to conference championship in 2015...Finished career at Howard with .419 average, 14 home runs, 36 steals, 69 RBI and 86 runs scored...Earned all-conference recognition in both seasons.

**High School/Prep:** Named Chicago Public Schools' Player of the Year in senior season at Morgan Park...Selected in 39th round of 2014 Major League Baseball First-Year Player Draft by Chicago White Sox...Batted .480 with 25 RBI and 32 steals during final season...Earned all-conference and all-state honors...Led Morgan Park to Chicago Public League and regional titles in final season, as team finished with 21-8-1 record.

**Personal:** Parents are James and Michelle...Goes by "JD"...Has one brother, Ernest and one sister, Jade...Intends to major in liberal arts.



## 27 DANIEL EPSTEIN

**LHP • 6-0 • 175 • R-So. • L/L**  
**Weston, Fla. (University School)**

**2016 (Redshirt Freshman):** Saw action in five games, totaled 3.1 innings...Recorded 5.40 ERA...Struck out one batter and walked



## 7 BRANDON GALI

**INF • 5-11 • 170 • Jr. • R/R**  
**Louisville, Ky. (Eastern/Polk State)**

**Before Miami:** Spent two seasons at Polk State College...Helped lead Eagles to conference championships in 2015 and 2016 seasons.

**High School/Prep:** Three-year letterwinner at Eastern High School.

**Personal:** Parents are Ralph and Maria Gali...Father played baseball at USF...Has two sisters, Kailyn and Leanne.



## 40 JOE GOMEZ

**C • 6-0 • 190 • Sr. • S/R**  
**Wellington, Fla. (King's Academy/Indian River)**

**2016 (Junior):** Saw action in 16 games with five starts...Batted .308 with 12 runs scored, four doubles, one triple and six RBI...Totaled eight hits...Served as team's primary backup catcher...Had first two hits of career in series opener against Manhattan (March 4)...Scored pair of runs in Game 2 vs. Jaspers (March 5)...Made first career start against Nova Southeastern (April 12) and had one double and one run scored...Started two games against Florida A&M (April 30, May 1)...Started against Pittsburgh (May 15) and had first career triple...Made final start of regular season in Game 2 of doubleheader at Florida State (May 21), recording one RBI.

**Before Miami:** Played two seasons at Indian River State College before transferring to Miami.

**High School/Prep:** Two-year letterwinner at The King's Academy in West Palm Beach, Fla. (2011-13)...Helped lead team to back-to-back district championships in junior and senior seasons...Played summer baseball with Florida Pokers, where he hit .333 with four doubles.

**Personal:** Parents are German and Teresa Gomez...Has one



brother, Chris and two sisters, Rebecca and Jennifer...Intends to major in economics.

## GOMEZ CAREER STATISTICS

### OFFENSE

YEAR	AVG	GP-GS	AB	R	H	2B	3B	HR	RBI	BB	SO	SB-A
2016	.308	16-5	26	12	8	4	1	0	6	2	5	0-0



## 10 ROMY GONZALEZ

**INF • 6-2 • 200 • So. • R/R**  
Miami, Fla. (American Senior)

**2016 (True Freshman):** Saw action in 27 games with 18 starts... Batted .173 with 13 hits, one home run and 10 RBI...Added five doubles...Made 13 starts at third base and five starts at designated hitter...Opened career on four-game hitting streak...Recorded career-high three runs in win over Manhattan (March 5)...Delivered game-winning, two-RBI single vs. Bethune-Cookman (March 23)... Hit first career home run at Georgia Tech (May 7), solo shot in ninth inning...Had career-high three hits in win over Bethune-Cookman (May 10).

**High School/Prep:** Four-year letterwinner at American Senior HS...Helped lead American to 7A state championships in 2014... All-Dade County selection for final three straight seasons (2013-15) by Miami Herald, including first-team honors in final two seasons (2014, 2015)...Earned all-state honors in final two seasons...Named Honorable Mention All-Dade from Miami Herald as sophomore in 2013...Batted .420 with four home runs and 36 RBI senior season... Hit .387 with seven home runs and 41 RBI junior year...Totaled two homers and 65 RBI in first two seasons at American.

**Personal:** Full name is Roman Gonzalez, but goes by "Romy"... Parents are Gus and Aida Gonzalez...Has one sister, Gabriela... Intends to major in sports administration...Also played two seasons of football at American Senior HS (2011-12).

## GONZALEZ CAREER STATISTICS

### OFFENSE

YEAR	AVG	GP-GS	AB	R	H	2B	3B	HR	RBI	BB	SO	SB-A
2016	.173	27-18	75	11	13	5	0	1	10	3	21	0-0



## 45 RYAN GUERRA

**RHP • 6-1 • 220 • Sr. • R/R**  
Miami, Fla. (Christopher Columbus/  
Broward)

**2016 (Junior):** Saw action in 10 games and totaled 11.0 innings...Recorded nine strikeouts and six walks...Posted 7.36 ERA and 2-1 record out of bullpen...Held opponents to .267 average... Made career debut at Virginia Tech (March 11) and tossed career-long 3.2 innings with three strikeouts...Threw one scoreless inning of relief at Georgia Tech (May 8)...Needed just one pitch to earn first career win in relief against Pittsburgh (May 14)...Struck out side in ninth to earn win over Long Beach State (June 5) in NCAA

Coral Gables Regional finale.

**Before Miami:** Played two seasons at Broward College (2014-15)... Helped lead team to state tournament...Finished 12th in nation with 1.55 ERA in 40.2 innings at Broward.

**High School/Prep:** Played two seasons at Christopher Columbus (2011-2012)...Finished with 1.75 ERA and three saves in final year at Columbus...Had 33 strikeouts and seven walks in 32 innings, finishing with three saves.

**Personal:** Parents are Rene and Christina Guerra...Has one brother, Rene, who played at Miami in 2008-2009...has one sister, Kristen...Intends to major in sports administration.

## GUERRA CAREER STATISTICS

### PITCHING

YEAR	ERA	W-L	APP/S	CG	SHO	SV	IP	H	R	ER	BB	SO	B/AVG
2016	7.36	2-1	10/0	0	0/0	0	11.0	12	9	9	6	9	.267



## 39 COOPER HAMMOND

**RHP • 6-3 • 205 • R-So. • R/R**  
Venice, Fla. (Venice Senior)

**2016 (Junior):** Made seven appearances out of bullpen before suffering season ending injury in early March...Posted 3.18 ERA in 5.2 innings...Struck out six batters with zero walks...Was holding opponents to .100 average at time of injury.

**2015 (Sophomore):** Served as Miami's top righthanded reliever for second straight season...Tied for team lead with 37 total appearances...Recorded 2.25 ERA and 5-1 record in 40.0 innings with 30 strikeouts...Walked just nine batters all season... Picked up first win of season on Opening Day vs. Rutgers (Feb. 13), striking out one batter in 0.2 innings...Struck out three batters in 2.0 innings at Florida (Feb. 20)...Saw action in all three games vs. Wright State (Feb. 27-March 1), earning win in series opener... Struck out three batters in 2.0 scoreless innings vs. NC State (March 13)...Did not allow any runs in stretch of 18 appearances from April 8-May 31...Struck out career-high four batters in 1.2 innings at Pittsburgh (May 3)...Earned fourth win of season with 1.2 scoreless innings vs. Georgia Tech (May 16)...Totaled three strikeouts in NCAA Coral Gables Regional opener vs. FIU (May 29)...Made six postseason appearances, including two in College World Series... Made CWS debut vs. Florida (June 13)...Tossed scoreless inning in CWS win over Arkansas (June 15), recording inning-ending double play on first pitch of outing.

**2014 (True Freshman):** Served as one of team's top relievers with team-high 35 appearances...Recorded 2.29 ERA in 35.1 innings...Struck out 37 batters and walked 11...Allowed just one earned run over 21 appearances from March 14 to May 17...Appeared in all three games of Pittsburgh series (April 11-13), striking out three in 3.1 innings...Went career-best 2.2 innings against Alabama State (May 4), striking out career-high four batters...Made three appearances at NCAA Coral Gables Regional, allowing zero earned runs with four combined strikeouts.

**High School/Prep:** Earned third team All-America honors from Baseball America...Florida Dairy Farmer 7A Player of the Year...Named 2013 Sarasota Herald-Tribune Baseball Player of the Year...Garnered all-state honors from Florida Athletic Coaches Association (FACA)...Registered 9-0 record with 0.13 ERA in 56 innings...Guided Indians to second straight 7A title, allowing just one run and 18 hits with 53 strikeouts and six walks...10 saves and

0.13 ERA serve as Venice single-season records...Named to All-America first team by Louisville Slugger.

**Personal:** Full name is Cooper John Thomas Hammond...Son of Tom and Karin Hammond...Plans to major in education.

## HAMMOND CAREER STATISTICS

### PITCHING

YEAR	ERA	W-L	APP/S	CG	SHO	SV	IP	H	R	ER	BB	SO	B/AVG
2016	3.18	0-0	7/0	0	0/1	0	56.1	56	21	17	10	29	.268
2015	2.25	5-1	37/0	0	0/2	2	40.0	40	12	10	9	30	.260
2014	2.29	5-2	35/0	0	0/3	2	35.1	32	14	9	11	37	.252
Career	2.33	10-3	79/0	0	0/6	4	81.0	74	28	21	20	73	



## 55 JESSE LEPORE

**RHP • 6-4 • 215 • Jr. • R/R**  
Beverly Hills, Fla. (Trinity Catholic)

### 2017 COLLEGIATE BASEBALL PRESEASON ALL-AMERICA 2017 NCBWA PRESEASON ALL-AMERICA

**2016 (Sophomore):** Served as team's midweek starter and finished with 9-0 record and 2.20 ERA...Made 14 appearances, including 13 starts...Struck out 57 batters in 73.2 innings and held opponents to .221 average...Earned first win of career with seven-strikeout performance in 5.2 innings against FGCU (March 2)...Struck out six batters in win over Maine (March 8)...Earned back-to-back road wins at UCF (March 16) and at FGCU (April 5), combining for 10 strikeouts and two earned runs over 12 innings...Struck out career-high eight batters in win over FGCU (May 17) in final regular season start...Earned first win over ACC opponent with six innings against Georgia Tech (May 25) at ACC Championship in Durham, N.C...Started Coral Gables Regional finale vs. Long Beach State (June 5) but was removed after three innings due to injury...Did not pitch in NCAA Super Regional or College World Series.

**2015 (True Freshman):** Saw action in 10 games in first season and recorded 1.93 ERA...Struck out 10 batters in 14.0 innings...Made career debut vs. Rutgers (Feb. 14)...Tossed 2.0 innings at Florida (Feb. 20)...Recorded first career strikeout at FGCU (March 10)...Tossed 1.0 scoreless inning at Wake Forest (March 20)...Struck out two batters in 2.0 scoreless innings vs. Florida State (April 24)...Pitched 1.0 scoreless inning vs. Bethune-Cookman (May 6) with two strikeouts...Made final appearance of season vs. NYIT (May 8), striking out career-high four batters and surrendering just one hit.

**High School/Prep:** Ranked No. 210 national high school prospect by Perfect Game...Four-year letterwinner at Trinity Catholic...Led team to state championship in final season...Named 2014 FACA 4A Player of the Year and 2014 Florida Dairy Farmers 4A Player of the Year...Earned Pitcher of the Year recognition from Ocala Star-Banner in 2014...Finished final season with 8-1 record...Struck out 97 batters in 55.1 innings, allowing just five earned runs with 0.63 ERA...Struck out 111 batters junior season, finishing with 1.2 ERA.

**Personal:** Son of John and Linda...Has two brothers, Jon (25) and Joe (23)...Won English Award and Student-Athlete Award in final year at Trinity Catholic...Boasted 4.4 cumulative GPA...Member of Spanish Honor Society...Intends to major in sports administration.

## LEPORE CAREER STATISTICS

### PITCHING

YEAR	ERA	W-L	APP/S	CG	SHO	SV	IP	H	R	ER	BB	SO	B/AVG
2016	2.20	9-0	14/13	0	0/2	0	73.2	59	21	18	28	57	.221
2015	1.93	0-0	10/0	0	0/3	0	14.0	13	5	3	7	10	.236
Career	2.16	9-0	24/13	0	0/5	0	87.2	72	26	21	35	67	



## 53 ANTHONY MASIELLO

**LHP • 6-2 • 180 • Fr. • L/L**  
Parkland, Fla. (North Broward Prep)

**High School/Prep:** Four-year letterwinner at North Broward Prep...Helped lead team to 2014 district and regional championship...Earned third-team All-Broward recognition after senior year from *Miami Herald*...Second-team All-Broward by Herald after junior year.

**Personal:** Parents are Anthony and Stacy Masiello...Undecided on intended major.



## 22 ALBERT MAURY, JR.

**RHP • 6-2 • 205 • Fr. • R/R**  
Miami, Fla. (Belen Jesuit)

**High School/Prep:** Three-year letterwinner at Belen Jesuit...Helped lead team to state tournament in final season...Missed junior season due to injury...Finished senior year with 7-3 record and 2.02 ERA...Struck out 63 batters in 52.0 innings and earned All-Dade recognition from *Miami Herald* in last year.

**Personal:** Parents are Albert and Silvia Maury...Has three sisters: Alexandra, Steffany and Katerina...Intends to major in School of Business.



## 32 EVAN MCKENDRY

**RHP • 6-3 • 210 • Fr. • R/R**  
Pembroke Pines, Fla. (North Broward Prep)

**High School/Prep:** Ranked No. 236 high school prospect nationwide and No. 43 player in state of Florida by Perfect Game...Recognized with first-team All-Broward honors from *Miami Herald* after senior season at North Broward Prep...Finished year with 1.50 ERA and 74 strikeouts...Earned second-team All-Broward recognition after junior season at University School...Ranked No. 66 Draft-eligible prospect in state of Florida for 2016 MLB Draft by *Baseball America*.

**Personal:** Parents are Dan and Veronica McKendry...Has one brother, Brendan, who plays baseball at Flagler College...Intends to major in School of Business...Father Dan played collegiate soccer, mother Veronica member of college swimming & diving team.



## 18 MICHAEL MEDIAVILLA

LHP • 6-5 • 225 • Jr. • R/L  
Hialeah, Fla. (Mater Academy)

2017 COLLEGIATE BASEBALL PRESEASON ALL-AMERICAN  
2017 NCBWA PRESEASON ALL-AMERICA  
2016 ABCA / RAWLINGS ALL-AMERICAN SECOND TEAM  
2016 ALL-ACC THIRD TEAM  
2015 LOUISVILLE SLUGGER FRESHMAN ALL-AMERICA  
2015 ACC ALL-FRESHMAN TEAM

**2016 (Sophomore):** Earned third-team All-ACC honors after shining in first season as member of weekend rotation...Recorded 11-2 record and 3.40 ERA in 18 starts...Led all pitchers with 85 strikeouts in team-high 103.1 innings...Walked 43 batters...Held opponents to .233 average, lowest among weekend starters... Became Miami's first 11-game winner since 2008...Finished home regular season schedule with 7-0 record and 1.70 ERA in regular season...Tossed at least six innings in 12 of 18 starts, and went seven innings in five starts...Earned wins over six ranked teams in regular season...Struck out career-high nine batters in start at Virginia Tech (March 12)...Tossed seven innings in win over Louisville (March 19)...Went 7.1 innings to earn win over North Carolina (April 2)... Helped clinch first series victory over Florida State in Tallahassee since 2008 with six innings in Game 1 of doubleheader (May 21)... Allowed just two runs in six innings in start against Seminoles at ACC Championship in Durham, N.C. (May 28)...Exited with no-decision but tossed seven strong innings with six strikeouts against Long Beach State (June 4) in NCAA Coral Gables Regional start... Struck out seven batters in career-long 7.2 innings in NCAA Super Regional start vs. Boston College (June 10)...Started College World Series opener vs. Arizona (June 18), pitched five innings.

**2015 (True Freshman):** Served as team's top lefthanded reliever in first season and turned in dominant campaign...Recognized with Louisville Slugger Freshman All-America honors from Collegiate Baseball Newspaper...Recorded 1.94 ERA in team-leading 37 appearances (lowest among qualifying relievers), totaling 53 strikeouts in 41.2 innings...Held opponents to paltry .182 batting average and finished with 3-2 record...53 strikeouts were most among all relievers and fifth-most on staff...Struck out more than one batter in 13 of 37 appearances...Made career debut on Opening Day vs. Rutgers (Feb. 13), tossing 0.2 innings with one strikeout... Made two relief appearances in team's series at Florida (Feb. 20-22) with three strikeouts...Set career high with four strikeouts in 2.0 clean innings of relief at North Carolina (March 28)...Saw action in all three games of team's series at Virginia (April 17-19) and totaled six strikeouts...Matched career best with four strikeouts in ACC Baseball Championship outing vs. Notre Dame (May 23), where he pitched a career-long 2.1 innings...Tossed 2.0 innings in back-to-back NCAA Coral Gables Super Regional games vs. VCU (June 5-6) and combined to strike out five batters...Saw action in all three games of team's run at College World Series, tossing 3.2 combined innings with three combined strikeouts.

**High School/Prep:** Selected by Cincinnati Reds in 40th Round of 2014 MLB First-Year Player Draft...Ranked No. 240 national high school prospect by Perfect Game...Four-year letterwinner at Mater Academy...Helped lead Mater to 2014 state championship and back-to-back district championships...Earned all-state recognition final two seasons...Finished pitching career with 25-4 record and 237 strikeouts...Hit seven home runs with 143 RBI over four seasons, including three home runs and 41 RBI in final year...Batted

career-best .480 junior season.

**Personal:** Parents are Angel and Raysa...Has three siblings - one brother and two sisters...Plans to major in sport administration.

## MEDIAVILLA CAREER STATISTICS

### PITCHING

YEAR	ERA	W-L	APP/S	CG	SHO	SV	IP	H	R	ER	BB	SO	B/AVG
2016	3.40	11-2	18/18	0	0/1	0	103.1	88	42	39	43	85	.233
2016	1.94	3-2	37/0	0	0/1	0	41.2	26	13	9	19	53	.182
Career	2.98	14-4	55/18	0	0/2	0	145.0	114	55	48	62	138	



## 16 EDGAR MICHELANGELO

INF • 6-1 • 210 • R-Sr. • R/R  
Miami, Fla. (Florida Christian)

### 2016 ACC BASEBALL ALL-TOURNAMENT TEAM

**2016 (Redshirt Junior):** Impressed in first season as regular starter, serving as team's third baseman...Started 61 of 64 games, including 51 starts at third base...Batted .269 with eight doubles, one triple, five home runs and 40 RBI...Made just three errors as key member of defense that tied for No. 1 nationally with .983 fielding percentage...Had walk-off single vs. Clemson (March 26) in 11th inning to send Jim Morris to 1,000th win as head coach at Miami... Recorded first two home runs of career in back-to-back games against Virginia (April 22, 23)...Named to ACC Championship All-Tournament Team after hitting .300 in three games in Durham, N.C...Hit go-ahead three-run home run in top of ninth inning to seal late win over NC State (May 26) at ACC Championship...Added game-tying, two-RBI single in ninth inning vs. Florida State (May 28) in Durham...Batted .364 in NCAA Super Regional against Boston College, including heroic two-home run, seven-RBI performance in finale...Hit three-run home run in second inning and added first grand slam of career in seventh to help send Miami to College World Series...Went 1-for-3 with double and run scored in season finale vs. UC Santa Barbara (June 20) at College World Series.

**2015 (Redshirt Sophomore):** Saw action in 36 games with 10 starts...Batted .231 with 15 hits and four doubles...Knocked in six runs...Drove in two runs in win over Rutgers (Feb. 14)...Made first start of season at FAU (Feb. 17) and went 2-for-3...Had four-game hitting streak from Feb. 27-March 4...Went 1-for-2 with one double and two runs in win over Wright State (Feb. 27)...Scored three runs in team's series vs. NYIT (May 8-10)...Went 1-for-2 with one RBI against Georgia Tech (May 15)...Saw action in two postseason games, including 1-for-2 performance in NCAA Coral Gables Regional-clinching win over Columbia (June 1)...Made College World Series debut as pinch hitter vs. Florida (June 13).

**2014 (Redshirt Freshman):** Made 18 appearances including 10 starts...Batted .196 with nine hits in 46 at bats...Recorded three doubles and nine RBI...Made career-first start against Stetson (March 12)...Started at third base each game of Georgia Tech series (March 14-15), finishing with three hits and three RBI...Recorded career-high two RBI against Yellow Jackets (March 15).

**2013 (True Freshman):** Sat out season due to NCAA transfer regulations.

**High School:** Three-year letterwinner at nearby Florida Christian (2010-12)...Sat out 2013 season due to NCAA transfer rules after enrolling at Miami-Dade College in the fall of 2012...Hit .413 with six homeruns and 32 RBI junior year at Florida Christian.



## MICHELANGELI CAREER STATISTICS

### OFFENSE

YEAR	AVG	GP-GS	AB	R	H	2B	3B	HR	RBI	BB	SO	SB-A
2016	.269	62-61	219	35	59	8	1	5	40	17	60	1-3
2015	.231	36-10	65	10	15	4	0	0	6	11	17	1-1
2014	.196	18-10	46	4	9	3	0	0	9	4	15	0-1
Career	.252	116-81	330	49	83	15	1	5	55	32	92	2-5



30

## MICHAEL PEREZ

RHP • 6-1 • 210 • R-Jr. • R/R  
Miami, Fla. (Killian/FIU/Miami-Dade)

**Before Miami:** Pitched 2016 season at Miami-Dade College... Recorded 2.70 ERA in 53.1 innings with Sharks...Struck out 38 batters...Redshirted 2014 season at FIU.

**High School/Prep:** Three-year letterwinner at Miami Killian... Helped lead team to three district championships...Named to All-Dade First Team by Miami Herald after senior season...Posted 5-0 record with 1.21 ERA and 35 strikeouts in 31 innings in final year at Killian...Batted .496 with eight home runs.

**Personal:** Parents are Humberto and Beatriz...Has two brothers, Jovan and Justin...Has three sisters, Karina, Angelique and Chloe...Intends to major in criminology with a minor in communications.



37

## KEVEN PIMENTEL

RHP • 6-3 • 225 • R-So. • R/R  
Huntington Station, N.Y. (Montverde Acad.)

**2016 (Redshirt Freshman):** Saw action in 18 games and totaled 34.1 innings...Recorded 3.67 ERA with 2-0 record as team's primary long reliever...Struck out 20 batters and walked 13... Ranked second on team with two saves...Made first career start against Stetson (March 23) and pitched 5.2 scoreless innings with two strikeouts, earning first career win...Tossed three scoreless innings of relief to close out series opener against Florida A&M (April 29), picking up first save of career... Earned second save with three scoreless innings to close out win over FGCU (May 17)... Threw 46 pitches over three scoreless innings of relief in Game 2 of doubleheader at Florida State (May 21)...Tossed one scoreless inning of relief against Long Beach State in NCAA Coral Gables Regional finale (June 5)...Tossed 7.1 straight scoreless innings over final four appearances of season.

**2015 (True Freshman):** Did not see any game action, redshirted to retain eligibility.

**High School/Prep:** Ranked No. 105 national high school prospect by Perfect Game...Five-year letterwinner in baseball, including eighth grade...Transferred to Montverde Academy prior to final season...Earned all-conference recognition and All-America honors from Perfect Game...Named to 2014 Louisville Slugger Preseason All-America first team.

**Personal:** Parents are Billy and Fe...Has one brother, Elian... Plans to major in sports administration.

## PIMENTEL CAREER STATISTICS

### PITCHING

YEAR	ERA	W-L	APP/S	CG	SHO	SV	IP	H	R	ER	BB	SO	B/AVG
2016	3.67	2-0	18/1	0	0/0	2	34.1	45	18	14	13	20	.315



34

## DANIEL RIVERO

RHP • 6-3 • 200 • Fr. • R/R  
Davie, Fla. (Pembroke Pines Charter)

**High School/Prep:** Three-year baseball letterwinner at Pembroke Pines Charter...Ended career as program's all-time strikeout leader (171) and wins leader (12)...Set school record for strikeouts in season (114) during senior year...Finished final season with 7-3 record and 2.00 ERA...Went 5-3 with 2.40 ERA and 51 strikeouts as junior...Helped lead team to region semifinals in 2015 and 2016...Earned first-team All-Broward recognition from *South Florida Sun Sentinel* and *Miami Herald* after senior year...Batted .404 with 15 RBI.

**Personal:** Parents are David and Deborah Rivero...Father David is Chief of Police at University of Miami...Has two sisters, Deanna and Devin...Intends to major in criminology.



4

## JOHNNY RUIZ

INF • 5-11 • 195 • Sr. • L/R  
Coral Gables, Fla. (Westminster Christian)

2017 COLLEGIATE BASEBALL PRESEASON ALL-AMERICAN  
2017 NCBWA PRESEASON ALL-AMERICA  
2016 ALL-ACC SECOND TEAM  
2016 ACC BASEBALL ALL-TOURNAMENT TEAM

**2016 (Junior):** Selected in 28th round of 2016 MLB Draft by Houston Astros (No. 847 overall)...Earned second-team All-ACC honors after impressive first season as regular starter...One of just four Hurricanes to start all 64 games...Started first six games at shortstop before moving to second base for final 58 games...Batted .342 with 17 doubles, three triples, four home runs and 57 RBI...17 doubles led team, 57 RBI tied for second-most among all players, while .342 batting average was third-best...Recorded on-base percentage of .431 and slugging percentage of .491...Batted .327 in ACC play with 22 RBI... Made just eight errors as key member of defense that tied for No. 1 nationally with .983 fielding percentage... Tied for third on team with 24 multi-hit games...13 multi-RBI games were tied for second-most on team...Had career-long 10-game hitting streak from April 29 - May 14...Recorded career-high four hits (4-for-4) with three RBI in series finale vs. Rutgers (Feb. 21)... Registered first career home run on solo shot in win at Virginia Tech (March 12)...Had four RBI in same game vs. Hokies...Added two-run home run in victory at Georgia Tech (May 8)...Named to ACC Championship All-Tournament team after hitting .364 over three games in Durham, N.C...Had dominant performance in NCAA Super Regionals, batting .500 and slugging 1.250 with two home runs, four extra-base hits and six RBI...Hit first grand slam of career in NCAA Super Regional opener against Boston College (June 10) and set career high with five RBI in win...Started both games in College

World Series and had one hit against UC Santa Barbara (June 20) in season finale.

**2015 (Sophomore):** Served as Miami's top bat off bench for second half of season...Started 21 games at second base and made 47 total appearances...Batted .315 with three doubles, one triple and 19 RBI...Recorded .364 average in ACC play...Delivered game-winning hit on Opening Day vs. Rutgers (Feb. 13), two-RBI single... Totaled five RBI in four-game sweep of Scarlet Knights (Feb. 13-15), starting all four games...Connected on pinch-hit triple vs. FGCU (March 4)...Totaled four hits in series at Wake Forest (March 20-22) and at North Carolina (March 27-29)...Had season-best and career high-tying three-hit games against NYIT (May 10) and Georgia Tech (May 15)...Recorded one pinch-hit at bat in College World Series game against Florida (June 13).

**2014 (True Freshman):** Saw action in 45 games, including 38 starts...Batted .229 with seven doubles and 11 RBI...Took over starting third base job halfway through season...Recorded career-first hit against FAU (Feb. 19)...Went 2-for-2 with one run against FGCU (March 19)...Knocked in two runs against Virginia (March 23)...Set career high with three hits against FGCU (March 26)... Recorded six-game hitting streak from April 11 - May 7...Tied career high with three hits against Pitt (April 13)...Missed nine games late in season due to labrum injury...Connected on two doubles in ACC Championship tilt with Duke (May 24)...Went 2-for-4 in NCAA Coral Gables Regional loss to Texas Tech (May 31).

**High School/Prep:** Garnered 2013 4A-2A Player of the Year honors and First-Team All-Dade recognition from Miami Herald... Hit .564 with five homers and 40 RBI during final season at Westminster Christian...Garnered all-state honors from Florida Athletic Coaches Association (FACA)...Named team MVP...Earned First-Team All-Dade honors as a junior, hitting .505 with five homers and 21 RBI...Hit .361 in first season and .444 sophomore year.

**Personal:** Full name is Johnny Hasan Ruiz...Son of John and Mayra Ruiz...Sister Cristy is a sophomore at Miami and member of Sunations Dance Team...Brother Alex is senior in high school... Intends to major within School of Business.

## RUIZ CAREER STATISTICS

### OFFENSE

YEAR	AVG	GP-GS	AB	R	H	2B	3B	HR	RBI	BB	SO	SB-A
2016	.342	64-64	234	46	80	17	3	4	57	38	53	3-7
2015	.315	47-21	108	16	34	3	1	0	19	8	21	0-0
2014	.229	45-38	131	22	30	7	0	0	11	24	24	2-4
Career	.304	156-123	473	84	144	27	4	4	87	70	98	5-11



28

## ALEX SANCHEZ

C • 5-9 • 198 • R-So. • R/R  
Harlem, N.Y. (MCSM/Galveston)

**Before Miami:** Spent two seasons at Galveston College (Galveston, Texas)...Earned all-region recognition in 2015.

**High School/Prep:** Four-year letterwinner at Manhattan Center...Won 2014 batting title during senior season in Public Schools Athletic League (PSAL)...Honorably Mention All-Manhattan after sophomore season by New York Post.

**Personal:** Parents are Eustaquio and Iniluz Paredes...Has one sister, Luisa...Undecided on intended major.



47

## ENRIQUE SOSA

RHP • 5-10 • 180 • R-Sr.  
Panama City, Panama (Academia Interamericana)

**2016 (Senior):** Did not see any game action after undergoing season-ending shoulder surgery in January...Redshirted to retain eligibility.

**2015 (Junior):** Served as Miami's No. 3 starter and made 17 starts across season...Recorded 7-5 record and 4.35 ERA in 80.2 innings... Struck out 71 batters and held opponents to .256 average...Made debut in weekend rotation against Rutgers (Feb. 14) and struck out career-high 10 batters...Did not allow any runs vs. Scarlet Knights...Tossed 6.0 strong innings in start at Florida (Feb. 22), surrendering two earned runs with three strikeouts...Struck out six batters and picked up win in start vs. NC State (March 14)...Picked up fourth win of season with 6.1 shutout innings vs. Duke (April 5)...Tossed 7.0 innings of one-run ball vs. Virginia Tech (April 12), striking out six and walking none...Held Florida State (April 26) to six hits and no runs in 6.0 innings for seventh win...Struck out six in 6.0 innings against NYIT (May 10)...Made two appearances in NCAA post-season, including seven-strikeout performance against Columbia (May 31) in NCAA Coral Gables R.

**2014 (Sophomore):** Made 11 appearances out of bullpen, totaling 15.1 innings...Recorded 7.04 ERA with 14 strikeouts...Struck out career-high four batters against Bethune-Cookman (March 11) in career-long 2.2 innings...Tossed two scoreless innings against Virginia Tech (April 4)...Struck out three batters in two clean innings against Alabama State (May 2)...Did not allow any hits in 1.2 scoreless innings against North Carolina (May 16).

**2013 (True Freshman):** Made five appearances out of the bullpen, totaling 7.0 innings...Allowed five earned runs (6.40 ERA)...Finished with three strikeouts...Pitched 1.0 scoreless inning in career debut against St. Thomas (Feb. 26).

## SOSA CAREER STATISTICS

### PITCHING

YEAR	ERA	W-L	APP/S	CG	SHO	SV	IP	H	R	ER	BB	SO	B/AVG
2016							DID NOT PLAY						
2015	4.35	7-5	17/17	0	0/2	0	80.2	79	43	39	31	71	.256
2014	7.04	0-1	11/0	0	0/0	0	15.1	12	14	12	11	14	.207
2013	6.43	0-0	5/0	0	0/0	0	7.0	8	5	6	5	6	.296
Career	4.89	7-6	33/17	0	0/2	0	103.0	99	62	56	48	88	



14

## MASON STUDSTILL

RHP • 6-2 • 205 • Fr. • R/R  
Titusville, Fla. (Rockledge Senior)

**High School/Prep:** Selected in 22nd round of 2016 Major League Baseball First-Year Player Draft by Cleveland Indians... Ranked No. 455 Draft-eligible prospect by Baseball America... Named to 2016 Louisville Slugger All-America First Team by Collegiate Baseball Newspaper...Earned All-Space Coast first-team recognition...Ranked No. 234 player in high school class by Perfect Game.



21

## HUNTER TACKETT

OF • 6-3 • 186 • Jr. • R/R  
Knoxville, Tenn. (Anderson County/  
Auburn/Northwest Florida State)

**Before Miami:** Spent 2016 season at Northwest Florida State College and led team to state playoffs...Named Florida Junior College Player of the Year and a Junior College All-America first-team selection...All-state selection...Batted .434 with 10 HRs and 59 RBI with 21 stolen bases at NWFSC...Spent 2015 season at Auburn, where he hit two home runs and recorded 10 RBI in 15 starts.

**High School/Prep:** Four-year letterwinner at Anderson County...Selected in 36th round of 2014 Major League Baseball First-Year Player Draft by Milwaukee...Batted .447 for his high school career with 16 home runs and 252 RBI...His senior year, hit .535 with six home runs and 70 RBI in final two seasons...Rated No. 47 outfielder in the nation and No. 4 overall player in Tennessee by Perfect Game.

**Personal:** Parents are Keith and Tanya...Father played baseball in college...Intends to major in criminology or sociology.



0

## GREGORY VELIZ

RHP/INF • 6-2 • 205 • Fr. • R/R  
Key West, Fla. (North Broward Prep)

**High School/Prep:** Four-year baseball letterwinner...Ranked No. 304 Draft-eligible prospect by Baseball America...Ranked No. 127 player in high school class and No. 19 player in state of Florida by Perfect Game...2015 Under Armour All-America Game selection.

**Personal:** Parents are Greg and Teri...Has two brothers, Eddie and Matthew, and two sisters, Ashley and Jordan...Undecided on intended major.





# HURRICANES BASEBALL HISTORY

<i>BASEBALL IN SOUTH FLORIDA: A HURRICANE TRADITION</i> .....	31
<i>MIAMI SKIPPERS</i> .....	32-33
<i>RON FRASER: THE WIZARD OF COLLEGE BASEBALL</i> .....	34
<i>YEARLY RECORDS</i> .....	35-67
<i>ALL-TIME SERIES HISTORY</i> .....	68-69
<i>ALL-TIME SERIES RESULTS</i> .....	70-116
<i>ALL-TIME NCAA TOURNAMENT HISTORY</i> .....	117

## BASEBALL IN SOUTH FLORIDA: A HURRICANE TRADITION

The University of Miami baseball program thrives as one of the best in the country as well as one of the most notable in South Florida's baseball history.

Miami's first varsity game was played at Miami Field, near Miami Senior High School, in the spring of 1940. The afternoon of March 26 saw the "Hurricane nine" defeat Newberry (S.C.) College in a 13-12 thriller. Games were actually played at UM briefly in the late 1920s and early 1930s, but were discontinued until a decade later when Jack Harding resurrected the sport at the varsity level in 1940. Harding was the Hurricanes' football coach from 1937-42 and following World War II from 1945-47, as well as serving as UM's Athletic Director for 26 years. Baseball once again took a hiatus at Miami until 1946 when former UM football standout Eddie Dunn led the Hurricanes back onto the diamond.

From Major League Baseball, minor league organizations and top college and high school action, baseball and Miami have long been joined. Although amateur clubs were playing in Miami before the turn of the 20th century, the first official team appeared in 1912 with the minor league entry of the Miami Magicians of the Class D East Florida State League. The Magicians competed until the U.S. entered World War I.

Teams in the Florida East Coast League, including the Miami Wahoos, Miami Beach Flamingos, Fort Lauderdale Tarpons and West Palm Beach Indians, suspended operations in 1943 until the end of the war. From 1946 through 1955, a large portion of UM's schedule was against military service teams throughout the Southeast.

Construction on Miami Stadium began in late 1948 and opened in August 1949. At the time, the 9,000-seat stadium was hailed as one of the finest and most beautiful in baseball.

The Hurricanes were still playing at Miami Field, as were numerous minor league, high school and major league exhibitions. The opening of the new state-of-the-art facility near downtown Miami gave way to games with the Hurricanes playing the likes of the Brooklyn Dodgers, Ft. Lauderdale Braves, Miami Beach Flamingos and Miami Beach Sun Sox as early as 1950.

The Marlins nickname made its first appearance in 1956 when the Triple A franchise from Syracuse, N.Y., moved south into Miami Stadium. Legendary baseball promoter Bill Veeck was brought in to run the team and one of his first hires was former Boston Red Sox Hall of Famer and UM head coach Jimmie Foxx. Foxx spent two seasons as head coach of the Hurricanes in 1956 and 1957.

The University of Miami became a major factor on the national collegiate baseball scene when the school hired Ron Fraser to guide the program in 1962. Fraser came to Miami at a time when the nation's concerns were focused 90 miles from Key West's shores in the Cuban Missile Crisis. He was an All-American player at Florida State in the late 1950s and was the mentor of the Dutch National Team for three years before Miami lured him to Coral Gables. Over the span of 30 years, "The Wizard of College Baseball" built what many considered the model collegiate program.

The Hurricanes won big under Fraser, becoming a regular participant in the College World Series and winning two National Championships in the 1980s. It was also under Fraser that Miami made the upgrades to Mark Light Field and proved to many skeptics that college baseball could also be successful at the gate.

From Fraser to Jim Morris, the Hurricanes are still a big draw in town and annually place among college baseball's top 15. The success of the program has only escalated under Morris with two National Championships in 1999 and 2001, along with numerous All-Americans and Major League Baseball Draft selections.

The park reopened as Alex Rodriguez Park at Mark Light Field in 2009 after a \$3.9 million anchor gift from the 14-time MLB All-Star, the largest gift ever to the University of Miami baseball program.

The most recent renovations - including postseason pennants draping the main concourse and a retired numbers installation (2014), as well as a bronze statue of Ron Fraser placed outside the ballpark (2015) - contribute to South Florida's already rich baseball history.

## MIAMI SKIPPERS

### EDDIE DUNN

#### 1946-1954: 82-73-1 (.522)

The Post World War II era saw the rebirth of the University of Miami baseball program with former Hurricane football standout and eventual head coach Eddie Dunn at the helm.

Dunn was a nationally acclaimed running back for the Hurricanes from 1936-38 and later took the reins of the program from 1943-44 when gridiron coach Jack Harding left for service in the Navy. Dunn also served two seasons under Hart Morris on the men's basketball team, as well.

Over 60 years later, Dunn still remains ranked among UM's all-time top 10 in all-purpose yards (#3, 3,476), touchdowns (#5, 25), rushing yards (#8, 1,778) and points scored (#10, 160). His two football seasons saw UM go 5-1 in 1943 and 1-7-1 in '44, prior to the return of Harding to the UM sideline.

It was at that point when the Athletic Department enlisted the service of Dunn to resurrect both the basketball and baseball programs to varsity level during the post World War II era. UM had one previous season of varsity baseball in 1940 along with years of freshman class-level play.

Against teams from the state of Florida, military bases and around the Southeast, Dunn guided UM to an 82-73-2 mark over his nine seasons. His 1947 club went 11-2, followed by his second-best mark of 14-8 in '49. Dunn, who was raised in Miami, was the father of UM football All-American and Pittsburgh Steeler great Gary Dunn.

### PERRY MOSS

#### 1957: 15-7 (.682)

Legendary head coach Perry Moss served one season at the helm of the Miami baseball program in 1955. His Hurricanes went 15-7, including wins over Florida and Florida State. Moss' name is synonymous with the sport of football. Up until the 2000 season, Moss could be found pacing the sidelines of the Arena Football League's Jacksonville Tomcats. An amazing career within the sport of football, Moss has held head coach, front office and assistant coach roles in the NFL, CFL, WFL, USFL and both Arena leagues.

### JIMMIE FOXX

#### 1956-1957: 20-20 (.500)

Major League Baseball Hall of Famer Jimmie Foxx spent two seasons in Coral Gables in 1956 and 1957. With a 20-20 combined record, Foxx's Hurricanes picked up wins over Florida State and Yale.

Foxx was inducted into the MLB Hall of Fame in 1951 after a stellar professional career that spanned 20 years with the Athletics, Red Sox, Cubs and Phillies. Foxx was the leagues' most valuable player three times (1932, '33, '38), while being selected to the all-star team from 1933-41. One of baseball's most feared batters, Foxx led the league in batting average (1933, '38), home runs (1932, '33, '35, '39), RBI (1932, '33, '38). He was the triple-crown winner in 1933 and still holds numerous Boston Red Sox records.

### WHITEY CAMPBELL

#### 1958, 1960-1962: 69-36-3 (.653)

Former Miami four-sport star Whitey Campbell, a member of the UM Sports Hall of Fame, spent four seasons as head coach of the baseball program (1958, 1960-62). His Hurricanes were successful with a 69-36-3 combined record with highlight wins over Florida, Florida State, Jacksonville, Army, Georgia Tech and Ohio State.

Campbell, who was nicknamed "Mr. Athletics", saw action with the football, baseball and basketball programs earning 12 overall letters. He was also an assistant on the UM football coaching staff during two separate periods in the 1950's and 1960's, as well as holding assistant football coach positions at Montana, Navy and Kentucky.

In baseball, Campbell batted .301 as a freshman, .412 as a sophomore, .328 as a junior and .428 in his senior year. In football, Campbell set numerous Miami receiving records while becoming the basketball programs' first 1,000-point scorer.



## MIAMI SKIPPERS

### JACK HARDING

#### 1940, 1959: 16-14-1 (.516)

Jack Harding served as head coach of the baseball program prior to World War II in 1940 and then again in 1959. His 1959 squad went 15-10-1 with big wins over Yale, Georgia Tech and Ohio State. Harding also served as Athletics Director at Miami from 1948-63 and then nine seasons as the head football coach (1937-42, 45-47).

His football teams went 54-23-3 during his tenure, including a 13-10 victory over Holy Cross in the Orange Bowl. During his stay at Miami, Harding left UM to serve in the United States Navy. The football program named its Most Valuable Player award the Jack Harding Award, given annually since 1963.

Harding learned his football at the University of Pittsburgh, where he was a quarterback under legendary head coach Glenn “Pop” Warner. He then went on to coach at Scranton University prior to arriving in Coral Gables.

### BRAD KELLEY

#### 1993: 36-22 (.621)

Longtime baseball assistant coach Brad Kelley served one season as the head coach in 1993, following the departure of legendary UM coach Ron Fraser.

His team went 36-22 in 1993, including wins over Long Beach State, Florida, Florida State and Rice.

Kelley served eight seasons as an assistant coach under Fraser, handling the UM pitching staff for six seasons. Kelly also served as an assistant coach on the United States national team as Fraser’s top aide at the 1987 Pan American Games in Indianapolis.

At the Games, the USA earned the silver medal to World Champion Cuba’s gold medal. The USA defeated Cuba three of the seven meetings at the Games.

## RON FRASER: THE WIZARD OF COLLEGE BASEBALL

There was that time when Ron Fraser received a phone call from friend and former Yankees slugger Joe DiMaggio, who had just attended a preseason Miami baseball practice a few days prior. DiMaggio had remembered a flaw in one of Coach Fraser's players swing and relayed over the phone some tips on correction. Fraser took the suggestion and began to work with the player. Future Hall of Famer Ernie Yaroshuk batted an amazing .448 during his senior season and was drafted by Philadelphia.

Then there was the time that Fraser had to call upon some old buddies to help save his team, which was rumored for contraction in its early stages. St. Louis Cardinals Hall of Famer Stan Musial and Major League broadcaster Joe Garagiola showed up and hosted a Miami baseball benefit, which in turn gained the necessary attention and support from the administration for continuing Fraser's young club's survival.

Or how about the time Fraser spent a couple of weeks in Bristol, Conn., campaigning his sports' presence with ESPN. Fraser's goal was to get the Hurricanes on TV against college baseball's biggest power, USC. What would become the first college baseball game ever on television was first to be just a one-game broadcast on tape delay. After the weekend series against the Trojans in Coral Gables was completed, Miami had defeated USC three consecutive games with each game broadcast live.

Did you know that a usually modest Boston Red Sox Hall of Famer Ted Williams once rode out from centerfield sitting in a giant sized glove in efforts to draw fans to Fraser's ballpark? Legendary Yankees broadcaster Mel Allen introduced him.

Fraser always seemed a step ahead of most. His early vision of the sport came when the rest started to think his way 20 years later. It is evidenced in the migration of the sports' top celebrities to Coral Gables and their teams' annual exhibitions against the Hurricanes a reflection of Fraser's baseball genius.

Ronald "Ron" George Fraser came to the University of Miami in 1962 after serving the Dutch National Team that lasted three years and produced three European Championships. His international reputation earned him the job at Miami, succeeding Whitey Campbell. He was actually noticed by UM officials on the television show "What's My Line?" Fraser was a success on the show as he stumped the panel and unknowingly won over his future employer.

In the beginning, the support wasn't there. Fraser had nearly no money for his program and had to work days at a Coral Gables youth center. He didn't have the scholarships for his players, uniforms, nor bats or balls. Uniforms came from elsewhere, like the ones the Army program gave to Miami. Fraser recalled that the "A" and "Y" of Army were clearly visible around the freshly embroidered "Miami". Some of the first uniforms were

bought from a Lucky Strike cigarette ad. Another friend of Fraser's, this one who designed Italian suits, created uniforms that were second to none with bright lime green as the dominant color.

What was first a rusty, rugged and dust-blown park soon transformed into a place where baseball was thriving. Balls and bats showed up at the park on the southwest corner of campus. The scholarships took 10 years, but you would have never known by the success of the program, nationally and abroad. Fraser received six scholarships in 1973, the team responded with 10 more victories. He got six more for 1974. His team went 51-11 and played for the national championship in its first College World Series appearance.

The Miami program really began to blossom following that first CWS appearance. Miami was annually among the leaders in attendance and eventually drew a decade-best 1.27 million in the 1980s. Two thousand to 4,000 fans were coming on average 10 years after Miami was lucky to have 100 show up for a game. Through Fraser's efforts, Mark Light Field, which was funded with the private donation largely from George and Ethel Light, was dedicated in 1973.

It was Fraser's knack for marketing and promotion that drew the masses and earned him the nickname "The Wizard of College Baseball". Miami players were wearing white shoes and colored gloves before Charlie Finley tried the same with his Oakland A's. Fraser was the first to hire batgirls and was the first to wear green gloves on St. Patrick's Day. There were incredible car and vacation giveaways, income tax night and the San Diego Chicken.

Perhaps Fraser's biggest extravaganza was the baseball fundraiser dubbed "A Night With Ron Fraser" on February 16, 1977, a \$5,000-a-plate gourmet dinner on the infield. Five-star chefs served a 10-course dinner of caviar, Alaskan king crab legs and pheasant under glass. A harpist in a white tuxedo played on the mound and violinists strolled among the tables. It was a huge success, covered by media from across the world.

His 30-year career at Miami that spanned more three decades, Fraser produced a 1,271-438-9 record with a NCAA-record 20 straight postseason appearances and 12 trips to the College World Series with national championships in 1982 and 1985. He is a 26-time coach of the year and a member of 10 halls of fame, including the inaugural class of the College Baseball Foundation Hall of Fame in 2006.

Fraser passed away on Jan. 20, 2013 at the age of 79. In recognition of his lifetime accomplishments and a distinguished legacy of helping others, the University of Miami created the Ron Fraser Wizard Fund to honor the Hall of Fame coach with a bronze statue to outside Alex Rodriguez Park at Mark Light Field. It was installed on the afternoon of April 24, 2015 - just before Miami was to begin its annual rivalry series with Florida State.

# HURRICANES BASEBALL HISTORY

## INDEPENDENT 1940, 1946-2004

YEAR	OVERALL	HEAD COACH
1940	1-4	Jack Harding
1941	N/A	N/A
1942	N/A	N/A
1943	N/A	N/A
1944	N/A	N/A
1945	N/A	N/A
1946	2-7	Eddie Dunn
1947	11-2	Eddie Dunn
1948	9-10	Eddie Dunn
1949	14-8	Eddie Dunn
1950	8-7	Eddie Dunn
1951	12-7	Eddie Dunn
1952	6-12-1	Eddie Dunn
1953	10-9-1	Eddie Dunn
1954	10-11	Eddie Dunn
1955	15-7	Perry Moss
1956	9-8	Jimmie Foxx
1957	11-12	Jimmie Foxx
1958	16-11	Whitey Campbell
1959	15-10-1	Jack Harding
1960	19-7	Whitey Campbell
1961	17-9-3	Whitey Campbell
1962	17-9	Whitey Campbell
1963	18-9	Ron Fraser
1964	20-9-1	Ron Fraser
1965	23-12-1	Ron Fraser
1966	19-18-1	Ron Fraser
1967	23-15-1	Ron Fraser
1968	27-11-1	Ron Fraser
1969	31-11	Ron Fraser
1970	28-15-1	Ron Fraser
1971	35-11	Ron Fraser
1972	32-17	Ron Fraser
1973	42-17	Ron Fraser
1974	51-11	Ron Fraser
1975	45-14	Ron Fraser
1976	41-15	Ron Fraser
1977	44-13	Ron Fraser
1978	50-12	Ron Fraser
1979	55-11	Ron Fraser
1980	59-12	Ron Fraser
1981	61-10	Ron Fraser
1982	55-17-1	Ron Fraser
1983	61-21	Ron Fraser
1984	48-28	Ron Fraser
1985	64-16	Ron Fraser

YEAR	OVERALL	HEAD COACH
1986	50-17	Ron Fraser
1987	35-24-1	Ron Fraser
1988	52-14-1	Ron Fraser
1989	49-18	Ron Fraser
1990	52-13	Ron Fraser
1991	46-17	Ron Fraser
1992	55-10	Ron Fraser
1993	36-22	Brad Kelley
1994	49-14	Jim Morris
1995	48-17	Jim Morris
1996	50-14	Jim Morris
1997	51-18	Jim Morris
1998	51-12	Jim Morris
1999	50-13	Jim Morris
2000	41-19-1	Jim Morris
2001	53-12	Jim Morris
2002	34-29	Jim Morris
2003	45-17-1	Jim Morris
2004	50-13	Jim Morris

## ACC 2005-present

YEAR	OVERALL	ACC	FINISH	HEAD COACH
2005	41-19-1	19-10-1	3rd	Jim Morris
2006	42-24	17-13	5th/4th Coastal	Jim Morris
2007	37-24	17-13	5th/3rd Coastal	Jim Morris
2008	53-11	23-5	1st/1st Coastal	Jim Morris
2009	38-22	18-12	5th/3rd Coastal	Jim Morris
2010	43-20	20-10	3rd/3rd Coastal	Jim Morris
2011	38-23	19-10	4th/4th Coastal	Jim Morris
2012	36-23	16-14	6th/3rd Coastal	Jim Morris
2013	37-25	14-16	8th/5th Coastal	Jim Morris
2014	44-19	24-6	1st/1st Coastal	Jim Morris
2015	50-17	22-8	2nd/1st Coastal	Jim Morris
2016	50-14	21-7	1st/1st Coastal	Jim Morris

### RECORD BREAKDOWN

Games Played: 3,587  
 All-Time Record: 2,540-1,029-18  
 Winning Percentage: .708  
 Independent: 2,031-788-17 (.716)  
 ACC: 509-241-1 (.678)  
 ACC Play: 230-124-1 (.648)

### RECORD BY COACH

Jack Harding	16-14-1
Eddie Dunn	82-73-2
Perry Moss	15-7
Jimmie Foxx	20-20
Whitey Campbell	69-36-3
Ron Fraser	1,271-438-9
Brad Kelley	36-22
Jim Morris	1,031-419-3



# HURRICANES BASEBALL HISTORY

## JACK HARDING

1940

### 1940

1-4 (.200)

	W	13-12	Newberry	
	L	5-7	Tampa	
4/9	L	13-18	Florida	Gainesville, Fla.
	L	2-16	Rollins	
	L	5-13	Rollins	

## EDDIE DUNN

1946-1954

### 1946

2-7 (.222)

4/15	L	5-8	Auburn	Auburn, Ala.
4/16	L	0-7	Ft. Benning Inf.	Ft. Benning, Ga.
4/16	W	9-5	Ft. Benning Para	Ft. Benning, Ga.
4/26	L	7-13	Jacksonville N.A.S.	
4/27	L	4-6	Jacksonville N.A.S.	Coral Gables, Fla.
4/29	W	6-4	McDill AFB	Coral Gables, Fla.
4/30	L	11-13	McDill AFB	Coral Gables, Fla.
5/2	L	0-1	Auburn (13)	Coral Gables, Fla.
5/3	L	7-11	Auburn	Coral Gables, Fla.

### 1947

11-2 (.846)

4/4	W	1-0	Florida	Coral Gables, Fla.
4/5	W	1-0	Florida (10)	Coral Gables, Fla.
4/9	W	5-3	Florida Southern	Lakeland, Fla.
4/10	W	4-1	Florida Southern	Lakeland, Fla.
4/11	L	2-4	Rollins	Winter Park, Fla.
4/18	W	3-1	Tampa	Tampa, Fla.
4/24	W	4-1	Stetson	Miami Beach, Fla.
4/25	L	2-5	Stetson	Miami Beach, Fla.
5/3	W	6-3	Rollins	Coral Gables, Fla.
5/3	W	9-8	Rollins	Coral Gables, Fla.
5/10	W	4-1	Florida Southern	Coral Gables, Fla.
5/10	W	3-0	Florida Southern	Coral Gables, Fla.
5/16	W	9-2	Tampa	Coral Gables, Fla.

### 1948

9-10 (.474)

4/2	L	3-4	Rollins	Winter Park, Fla.
4/3	L	4-8	Rollins	Winter Park, Fla.
4/8	L	7-13	Newberry	Newberry, S.C.
4/13	W	9-3	Jacksonville N.A.S.	Coral Gables, Fla.
4/14	W	9-7	Jacksonville N.A.S.	Coral Gables, Fla.
4/19	W	14-3	Stetson	DeLand, Fla.
4/20	W	3-0	Stetson	DeLand, Fla.
4/22	L	0-1	Tampa (10)	Tampa, Fla.
4/23	W	6-5	Florida Southern (10)	Lakeland, Fla.
4/24	L	4-8	Florida Southern	Lakeland, Fla.
4/30	L	6-8	Rollins (10)	Coral Gables, Fla.
5/1	L	1-2	Rollins	Coral Gables, Fla.
5/7	L	8-16	Florida	Gainesville, Fla.
5/8	L	7-8	Florida	Gainesville, Fla.
5/11	W	3-2	Stetson	Coral Gables, Fla.
5/14	W	3-1	Florida Southern	Coral Gables, Fla.
5/15	L	2-4	Florida Southern	Coral Gables, Fla.
5/21	W	7-0	Tampa	Coral Gables, Fla.
5/22	W	10-7	Tampa	Coral Gables, Fla.

### 1949

14-8 (.636)

4/1	W	12-2	Florida Southern	Coral Gables, Fla.
4/2	W	11-8	Florida Southern	Coral Gables, Fla.
4/8	L	4-17	Florida	Coral Gables, Fla.
4/9	W	9-8	Florida	Coral Gables, Fla.
4/11	L	2-8	Florida Southern	Lakeland, Fla.
4/12	W	2-0	Florida Southern	Lakeland, Fla.
4/13	L	4-5	Stetson	DeLand, Fla.
4/14	L	6-8	Stetson	DeLand, Fla.
4/15	L	1-13	Rollins	Winter Park, Fla.
4/16	L	0-3	Rollins	Winter Park, Fla.
4/22	W	3-2	Tampa	Coral Gables, Fla.
4/23	W	14-3	Tampa	Coral Gables, Fla.
4/26	W	10-2	Cherry Point Marines	Coral Gables, Fla.
4/27	W	15-1	Cherry Point Marines	Coral Gables, Fla.
4/29	W	3-2	Stetson	Coral Gables, Fla.
4/30	W	9-3	Stetson	Coral Gables, Fla.
5/6	L	0-2	Rollins	Coral Gables, Fla.
5/7	W	5-4	Rollins	Coral Gables, Fla.
5/13	L	5-9	Florida	Gainesville, Fla.
5/14	W	7-4	Florida	Gainesville, Fla.
5/18	W	7-6	Jacksonville N.A.S. (10)	Coral Gables, Fla.
5/19	W	4-3	Jacksonville N.A.S.	Coral Gables, Fla.

### 1950

8-7 (.533)

3/17*	L	0-2	Brooklyn Dodgers	Coral Gables, Fla.
3/18*	L	1-2	Ft. Lauderdale Braves	Coral Gables, Fla.
3/22*	W	3-2	Miami Beach Flamingos	Coral Gables, Fla.
3/30*	L	0-5	Miami Sun Sox	Coral Gables, Fla.
4/7	L	2-3	Florida (13)	Coral Gables, Fla.
4/8	W	5-3	Florida	Coral Gables, Fla.
4/14	W	4-0	Rollins	Coral Gables, Fla.
4/15	L	1-6	Rollins	Coral Gables, Fla.
4/21	W	7-2	Florida Southern	Coral Gables, Fla.
4/22	W	12-2	Florida Southern	Coral Gables, Fla.
4/28	W	5-4	Stetson	Coral Gables, Fla.
4/29	W	10-7	Stetson	Coral Gables, Fla.
5/1	L	4-6	Florida	Gainesville, Fla.
5/2	W	12-9	Florida	Gainesville, Fla.
5/3	L	2-10	Stetson	DeLand, Fla.
5/4	W	13-7	Stetson	DeLand, Fla.
5/5	L	8-10	Rollins	Winter Park, Fla.
5/6	L	1-7	Rollins	Winter Park, Fla.
5/9	L	3-4	Florida Southern (13)	Lakeland, Fla.

### 1951

12-7 (.632)

3/16*	L	5-13	Brooklyn Dodgers "B"	
3/17*	L	0-1	Brooklyn Dodgers "B"	
3/22	W	11-2	Florida State	Coral Gables, Fla.
3/23	L	4-13	Florida State	Coral Gables, Fla.
3/27	L	0-2	Parris Island Marines	
3/28	W	5-3	Parris Island Marines	
3/30	W	5-4	Rollins	Coral Gables, Fla.
3/31	W	4-3	Rollins	Coral Gables, Fla.
4/3*	L	2-8	Miami Beach Flamingos	
4/13	L	3-6	Stetson	Coral Gables, Fla.
4/14	L	3-7	Stetson	Coral Gables, Fla.
4/21	W	11-2	425th Air Force	Coral Gables, Fla.
4/27	W	5-2	Rollins	Winter Park, Fla.
4/29	W	7-6	Rollins	Winter Park, Fla.
4/30	W	4-3	Florida (10)	Gainesville, Fla.

# HURRICANES BASEBALL HISTORY

5/1	L	9-17	Florida	Gainesville, Fla.	3/29	L	0-10	Parris Island Marines	
5/2	L	4-5	Stetson	DeLand, Fla.	3/30	L	2-7	Parris Island Marines	
5/3	L	8-13	Stetson	DeLand, Fla.	4/1	W	8-6	Florida Southern	Coral Gables, Fla.
5/11	W	10-1	U of Havana	Coral Gables, Fla.	4/2	W	11-2	Florida Southern	Coral Gables, Fla.
5/12	W	11-1	U of Havana	Coral Gables, Fla.	4/9	L	7-8	Rollins	Winter Park, Fla.
5/14	W	7-1	Florida Southern	Coral Gables, Fla.	4/10	L	1-6	Rollins	Winter Park, Fla.
5/15	W	5-0	Florida Southern	Coral Gables, Fla.		L	2-15	Waterloo	Coral Gables, Fla.

## 1952 6-12-1 (.316)

3/11*	L	1-7	Brooklyn Dodgers "B"	
3/22*	L	3-6	Coral Gables Sun Sox	Vero Beach, Fla.
3/24*	L	2-11	Brooklyn Dodgers "B"	
3/31	L	2-6	Parris Island Marines	
4/1	L	1-6	Parris Island Marines	
4/4	L	1-3	Florida State	Tallahassee, Fla.
4/5	L	0-7	Florida State	Tallahassee, Fla.
4/11	L	1-4	Florida	Coral Gables, Fla.
4/12	L	5-8	Florida	Coral Gables, Fla.
4/18	W	6-5	Stetson	Coral Gables, Fla.
4/19	L	4-5	Stetson	Coral Gables, Fla.
4/23	L	2-4	Stetson	DeLand, Fla.
4/24	L	4-6	Stetson	DeLand, Fla.
4/25	L	1-4	Rollins	Winter Park, Fla.
4/26	W	7-1	Rollins	Winter Park, Fla.
4/28	W	7-6	Rollins	Coral Gables, Fla.
4/29	L	1-2	Rollins	Coral Gables, Fla.
5/3	W	14-5	Patrick AFB	Coral Gables, Fla.
5/5	L	3-10	Florida	Gainesville, Fla.
5/6	T	13-13	Florida	Gainesville, Fla.
5/16	W	9-4	Tampa	Coral Gables, Fla.
5/17	W	13-6	Tampa	Coral Gables, Fla.

## 1953 10-9-1 (.500)

3/1*	W	11-1	Maritime Academy	
3/8*	L	0-6	Atlanta Crackers	
3/16	W	13-1	Patrick AFB	Coral Gables, Fla.
3/17	L	7-11	Patrick AFB	Coral Gables, Fla.
3/20	W	7-3	Patrick AFB	Cocoa, Fla.
3/21	W	12-5	Patrick AFB	Cocoa, Fla.
3/23	W	9-8	Amherst	Coral Gables, Fla.
3/24	W	12-7	Amherst	Coral Gables, Fla.
3/27	W	9-5	Georgia-Atlanta	Coral Gables, Fla.
3/30	W	18-17	Stetson	Coral Gables, Fla.
3/31	L	0-6	Stetson	Coral Gables, Fla.
4/6	T	12-12	Parris Island Marines	
4/7	L	3-8	Parris Island Marines	
4/11	L	6-7	Opa Locka Marines	
4/17	L	0-9	Rollins	Coral Gables, Fla.
4/18	W	9-8	Rollins	Coral Gables, Fla.
4/22	L	4-11	Stetson	DeLand, Fla.
4/23	W	12-0	Stetson	DeLand, Fla.
4/24	W	10-9	Rollins	Winter Park, Fla.
4/25	L	1-3	Rollins	Winter Park, Fla.
5/8	L	2-4	Opa Locka Marines	
5/9	L	6-10	Opa Locka Marines (10)	

## 1954 10-11 (.476)

3/12	L	7-9	Florida	Coral Gables, Fla.
3/13	L	8-9	Florida	Coral Gables, Fla.
3/25	W	17-4	Amherst	Coral Gables, Fla.
3/26	W	7-6	Amherst	Coral Gables, Fla.

4/16	W	5-1	Stetson	Coral Gables, Fla.
4/17	L	3-12	Stetson	Coral Gables, Fla.
4/30	L	2-10	Stetson	DeLand, Fla.
5/1	L	6-8	Stetson	DeLand, Fla.
5/2	L	0-7	Patrick AFB	Coral Gables, Fla.
5/2	W	9-6	Patrick AFB	Coral Gables, Fla.
5/3	W	3-2	Patrick AFB	Coral Gables, Fla.
5/7	W	4-2	Rollins	Coral Gables, Fla.
5/8	L	3-6	Rollins	Coral Gables, Fla.
5/10	W	15-8	Opa Locka Marines	
5/11	W	8-1	Opa Locka Marines	

## PERRY MOSS

1955

## 1955 15-7 (.682)

3/18	W	15-2	Patrick AFB	Coral Gables, Fla.
3/19	W	15-2	Patrick AFB	Coral Gables, Fla.
3/25	W	12-4	Pine Castle AFB	Orlando, Fla.
3/28	L	0-4	Florida	Gainesville, Fla.
3/29	W	4-3	Florida	Gainesville, Fla.
4/6	W	10-0	Pine Castle AFB	Coral Gables, Fla.
4/7	W	9-5	Pine Castle AFB	Coral Gables, Fla.
4/8	W	6-0	Stetson	Coral Gables, Fla.
4/15	L	3-4	Florida State	Coral Gables, Fla.
4/16	W	5-4	Florida State	Coral Gables, Fla.
4/18	W	3-1	Florida Southern	Lakeland, Fla.
4/19	W	6-0	Florida Southern	Lakeland, Fla.
4/20	L	8-20	Stetson	DeLand, Fla.
4/21	W	10-6	Stetson	DeLand, Fla.
4/22	L	2-11	Rollins	Winter Park, Fla.
4/23	L	5-12	Rollins	Winter Park, Fla.
4/24	W	8-0	Patrick AFB	Cocoa, Fla.
4/24	W	4-0	Patrick AFB	Cocoa, Fla.
4/29	W	5-4	Florida Southern	Coral Gables, Fla.
4/30	W	9-2	Florida Southern	Coral Gables, Fla.
5/6	L	3-8	Rollins	Coral Gables, Fla.
5/7	L	2-8	Rollins	Coral Gables, Fla.

## JIMMIE FOX

1956-57

## 1956 9-8 (.529)

3/27	L	6-9	Amherst	Coral Gables, Fla.
3/28	W	6-4	Amherst	Coral Gables, Fla.
3/29	L	14-16	Amherst	Coral Gables, Fla.
4/2	L	3-6	Florida	Coral Gables, Fla.
4/3	L	0-4	Florida	Coral Gables, Fla.
4/6	W	4-2	Florida Southern	Coral Gables, Fla.
4/7	W	12-5	Florida Southern	Coral Gables, Fla.
4/13	W	8-7	Stetson (12)	Coral Gables, Fla.
4/14	W	4-3	Stetson	Coral Gables, Fla.
4/16	L	1-6	Rollins	Coral Gables, Fla.
4/21	L	4-7	Rollins	Winter Park, Fla.

# HURRICANES BASEBALL HISTORY

4/23	W	4-2	Florida Southern	Lakeland, Fla.
4/24	W	7-1	Florida Southern	Lakeland, Fla.
4/26	W	3-2	Stetson	DeLand, Fla.
4/26	W	2-0	Stetson	DeLand, Fla.
4/27	L	5-13	Florida State	Tallahassee, Fla.
4/28	L	0-2	Florida State	Tallahassee, Fla.

## 1957

3/13	L	0-6	Stetson	DeLand, Fla.
3/14	W	5-4	Stetson	DeLand, Fla.
3/16	L	1-10	Florida	Gainesville, Fla.
3/16	L	5-9	Florida	Gainesville, Fla.
3/19	W	9-8	Yale	Coral Gables, Fla.
3/20	W	8-5	Yale	Coral Gables, Fla.
3/21	L	7-23	Yale	Coral Gables, Fla.
3/26	W	9-3	Amherst	Coral Gables, Fla.
3/27	L	5-10	Amherst	Coral Gables, Fla.
3/28	L	1-6	Amherst	Coral Gables, Fla.
4/5	W	10-7	Florida Southern	Coral Gables, Fla.
4/6	W	8-2	Florida Southern	Coral Gables, Fla.
4/12	L	4-6	Rollins	Coral Gables, Fla.
4/13	W	8-6	Rollins	Coral Gables, Fla.
4/16	L	3-15	Florida State	Tallahassee, Fla.
4/17	L	3-21	Florida State	Tallahassee, Fla.
4/19	W	11-1	Florida Southern	Lakeland, Fla.
4/20	L	2-6	Florida Southern	Lakeland, Fla.
4/30	L	3-15	Florida State	Coral Gables, Fla.
4/30	W	2-1	Florida State	Coral Gables, Fla.
5/3	W	7-6	Tampa	Coral Gables, Fla.
5/10	L	6-11	Stetson	Coral Gables, Fla.
5/11	W	9-7	Stetson	Coral Gables, Fla.

## 11-12 (.478)

# JACK HARDING

1940, 1959

## 1959

3/14	L	1-3	Jacksonville	Jacksonville, Fla.
3/14	W	9-2	Jacksonville	Jacksonville, Fla.
3/21	L	0-4	Ohio State	Coral Gables, Fla.
3/23	W	4-1	Yale	Coral Gables, Fla.
3/25	W	4-3	Georgia Tech	Coral Gables, Fla.
3/26	W	3-2	Yale	Coral Gables, Fla.
3/27	T	2-2	Georgia Tech	Coral Gables, Fla.
3/28	W	6-2	Yale	Coral Gables, Fla.
3/28	L	3-15	Georgia Tech	Coral Gables, Fla.
3/28	L	0-4	Georgia Tech	Coral Gables, Fla.
3/30	L	2-6	Yale (10)	Coral Gables, Fla.
3/30	L	3-4	Yale	Coral Gables, Fla.
3/31	W	11-9	Yale	Coral Gables, Fla.
4/1	W	9-8	Amherst	Coral Gables, Fla.
4/2	W	6-3	Amherst	Coral Gables, Fla.
4/10	L	2-3	Rollins	Coral Gables, Fla.
4/11	W	13-2	Rollins	Coral Gables, Fla.
4/20	L	3-5	Tampa	Tampa, Fla.
4/21	L	1-5	Tampa	Tampa, Fla.
4/22	W	6-5	Florida Southern	Lakeland, Fla.
4/24	L	0-4	Rollins	Winter Park, Fla.
4/25	W	12-7	Rollins	Winter Park, Fla.
5/1	W	4-2	Florida Southern	Coral Gables, Fla.
5/2	W	2-0	Florida Southern (10)	Coral Gables, Fla.
5/8	W	10-3	Stetson	Coral Gables, Fla.
5/9	W	10-0	Stetson (10)	Coral Gables, Fla.

## 15-10-1 (.577)

# WHITEY CAMPBELL

1958, 1960-62

## 1958

3/12	L	5-7	Stetson	DeLand, Fla.
3/14	L	4-5	Florida Southern (10)	Lakeland, Fla.
3/15	L	3-7	Florida Southern	Lakeland, Fla.
3/21	W	7-6	Georgia Tech	Coral Gables, Fla.
3/22	W	7-4	Georgia Tech	Coral Gables, Fla.
3/25	W	8-2	Amherst	Coral Gables, Fla.
3/26	W	8-4	Amherst	Coral Gables, Fla.
3/28	W	3-1	Florida	Coral Gables, Fla.
3/29	W	9-8	Florida (11)	Coral Gables, Fla.
4/1	W	6-5	Wesleyan (10)	Coral Gables, Fla.
4/2	L	5-21	Wesleyan	Coral Gables, Fla.
4/5	W	7-2	Florida Southern	Coral Gables, Fla.
4/5	W	4-3	Florida Southern	Coral Gables, Fla.
	L	4-5	Michigan (11)	Coral Gables, Fla.
4/11	W	13-3	Rollins	Winter Park, Fla.
4/16	L	3-4	Tampa	Tampa, Fla.
4/17	L	1-3	Tampa	Tampa, Fla.
4/18	L	0-18	Florida State	Tallahassee, Fla.
4/19	W	12-7	Florida State	Tallahassee, Fla.
4/25	W	5-2	Tampa Coral	Gables, Fla.
4/26	W	4-1	Tampa	Coral Gables, Fla.
5/2	W	6-5	Jacksonville	Coral Gables, Fla.
5/3	W	6-0	Jacksonville	Coral Gables, Fla.
5/5	L	2--9	Florida State	Coral Gables, Fla.
5/6	L	1-6	Florida State	Coral Gables, Fla.
5/9	W	3-0	Stetson	Coral Gables, Fla.
5/10	L	1-9	Stetson	Coral Gables, Fla.

## 16-11 (.593)

## 1960

3/14	L	3-6	Florida State	Coral Gables, Fla.
3/15	L	6-10	Florida State	Coral Gables, Fla.
3/18	L	1-2	Rollins	Coral Gables, Fla.
3/19	W	7-1	Rollins	Coral Gables, Fla.
3/24	W	5-1	Georgia Tech	Coral Gables, Fla.
3/25	W	10-6	Army	Coral Gables, Fla.
3/26	W	4-2	Georgia Tech	Coral Gables, Fla.
3/27	W	11-9	Army	Coral Gables, Fla.
3/28	W	2-1	Furman	Coral Gables, Fla.
3/29	W	6-3	Furman	Coral Gables, Fla.
4/1	L	3-9	Florida	Coral Gables, Fla.
4/2	W	3-2	Florida	Coral Gables, Fla.
4/9	W	12-1	Florida Southern	Lakeland, Fla.
4/11	W	5-0	Stetson	DeLand, Fla.
4/12	L	3-6	Stetson	DeLand, Fla.
4/13	W	1-4	Rollins	Winter Park, Fla.
4/14	W	7-2	Rollins	Winter Park, Fla.
4/16	W	5-4	Jacksonville	Coral Gables, Fla.
4/16	W	7-5	Jacksonville	Coral Gables, Fla.
4/22	W	5-2	Tampa	Coral Gables, Fla.
4/30	W	21-0	Florida Southern	Coral Gables, Fla.
5/6	W	6-0	Stetson	Coral Gables, Fla.
5/7	W	8-1	Stetson	Coral Gables, Fla.
5/12	W	3-1	Tampa	Tampa, Fla.
5/13	L	3-16	Florida State	Tallahassee, Fla.
5/14	L	5-9	Florida State	Tallahassee, Fla.

1958, 1960-62

## 19-7 (.731)





# HURRICANES BASEBALL HISTORY

## 1965

3/12	L	4-7	Florida State	Coral Gables, Fla.
3/13	L	4-9	Florida State	Coral Gables, Fla.
3/13	T	9-9	Florida State	Coral Gables, Fla.
3/22	L	1-2	Michigan State	Coral Gables, Fla.
3/23	W	2-1	Michigan State	Coral Gables, Fla.
3/24	L	2-13	Michigan State	Coral Gables, Fla.
3/25	W	7-3	Army	Coral Gables, Fla.
3/26	L	0-2	Florida	Coral Gables, Fla.
3/27	W	13-2	Army	Coral Gables, Fla.
3/29	W	6-5	Wesleyan	Coral Gables, Fla.
3/30	W	6-4	Wesleyan	Coral Gables, Fla.
3/31	W	6-3	Wesleyan	Coral Gables, Fla.
4/1	W	6-5	Furman	Coral Gables, Fla.
4/2	W	14-2	Furman	Coral Gables, Fla.
4/3	W	7-3	Furman	Coral Gables, Fla.
4/9	L	2-7	Rollins	Winter Park, Fla.
4/10	L	2-3	Rollins	Winter Park, Fla.
4/10	W	6-3	Rollins	Winter Park, Fla.
4/12	W	5-1	Georgia Tech	Atlanta, Ga.
4/13	W	2-1	Georgia Tech	Atlanta, Ga.
4/14	L	3-6	Georgia	Athens, Ga.
4/16	W	9-4	Jacksonville	Jacksonville, Fla.
4/17	W	5-0	Jacksonville	Jacksonville, Fla.
4/17	W	3-2	Jacksonville	Jacksonville, Fla.
4/23	W	2-1	Florida	Gainesville, Fla.
4/24	L	3-7	Florida	Gainesville, Fla.
4/24	W	3-0	Florida	Gainesville, Fla.
4/26	W	3-2	Tampa	Coral Gables, Fla.
4/26	W	4-2	Tampa	Coral Gables, Fla.
4/27	W	5-1	Tampa	Coral Gables, Fla.
4/30	L	2-3	Florida Southern	Coral Gables, Fla.
5/1	L	0-5	Florida Southern	Coral Gables, Fla.
5/1	W	9-1	Florida Southern	Coral Gables, Fla.
5/7	W	15-1	Stetson	Coral Gables, Fla.
5/8	W	3-2	Stetson	Coral Gables, Fla.
5/8	L	6-8	Stetson	Coral Gables, Fla.

## 1966

3/4	W	10-5	Florida	Coral Gables, Fla.
3/5	L	3-4	Florida	Coral Gables, Fla.
3/5	L	5-6	Florida	Coral Gables, Fla.
3/14	W	10-4	Florida Southern	Lakeland, Fla.
3/14	L	0-2	Florida Southern	Lakeland, Fla.
3/19	L	3-10	Ohio State	Coral Gables, Fla.
3/19	W	7-6	Ohio State	Coral Gables, Fla.
3/21	W	12-0	New York U.	Coral Gables, Fla.
3/22	W	16-2	New York U.	Coral Gables, Fla.
3/23	W	6-2	Michigan State	Coral Gables, Fla.
3/24	T	6-6	Michigan State	Coral Gables, Fla.
3/25	L	1-3	Army	Coral Gables, Fla.
3/26	L	0-5	Ohio State	Coral Gables, Fla.
3/26	W	7-3	Army	Coral Gables, Fla.
3/28	L	1-3	Duke (10)	Coral Gables, Fla.
3/29	L	4-5	Duke	Coral Gables, Fla.
3/31	W	3-2	Wesleyan	Coral Gables, Fla.
4/1	W	5-4	Wesleyan	Coral Gables, Fla.
4/2	W	3-0	Wesleyan	Coral Gables, Fla.
4/2	L	1-2	La Salle	Coral Gables, Fla.
4/4	W	4-3	La Salle	Coral Gables, Fla.
4/8	W	6-1	Florida State	Tallahassee, Fla.
4/9	L	2-10	Florida State	Tallahassee, Fla.

## 23-12-1 (.639)

4/11	L	1-7	Auburn	Auburn, Ala.
4/12	L	3-8	Auburn	Auburn, Ala.
4/13	L	4-6	Furman	Tallahassee, Fla.
4/15	L	2-7	Georgia Southern	Statesboro, Ga.
4/16	L	0-5	Georgia Southern	Statesboro, Ga.
4/20	L	6-9	Jacksonville (14)	Coral Gables, Fla.
4/21	W	2-1	Jacksonville	Coral Gables, Fla.
4/22	W	7-5	Florida (11)	Gainesville, Fla.
4/23	L	1-3	Florida	Gainesville, Fla.
5/2	W	1-0	Tampa	Coral Gables, Fla.
5/3	W	5-2	Tampa	Coral Gables, Fla.
5/6	W	7-0	Rollins	Coral Gables, Fla.
5/7	W	3-2	Rollins	Coral Gables, Fla.
5/13	W	4-1	Georgia Tech	Atlanta, Ga.
5/14	L	3-5	Georgia Tech	Atlanta, Ga.

## 19-18-1 (.500)

4/8	L	1-8	Florida	Gainesville, Fla.
4/8	W	5-4	Florida	Gainesville, Fla.
4/17	L	3-4	Georgia Southern (10)	Statesboro, Ga.
4/18	L	2-3	Georgia Southern	Statesboro, Ga.
4/19	W	5-2	Mercer (14)	Macon, Ga.
4/21	L	2-6	Georgia Tech	Atlanta, Ga.
4/22	L	1-2	Georgia Tech	Atlanta, Ga.
4/22	L	2-4	Georgia Tech	Atlanta, Ga.
4/25	W	11-0	USF	Coral Gables, Fla.
4/26	L	8-9	USF	Coral Gables, Fla.
5/1	W	5-0	Tampa	Coral Gables, Fla.
5/2	W	10-0	Tampa	Coral Gables, Fla.
5/5	L	5-6	Rollins	Winter Park, Fla.
5/6	L	5-10	Rollins	Winter Park, Fla.
5/8	W	9-0	Stetson	DeLand, Fla.
5/9	W	10-5	Stetson	DeLand, Fla.
5/12	W	8-1	Florida	Coral Gables, Fla.
5/13	L	10-11	Florida	Coral Gables, Fla.

## 1967

3/3	L	4-9	Florida State	Coral Gables, Fla.
3/4	L	5-6	Florida State	Coral Gables, Fla.
3/11	W	6-3	Florida Southern	Coral Gables, Fla.
3/11	L	7-13	Florida Southern	Coral Gables, Fla.
3/18	W	3-2	Rutgers	Coral Gables, Fla.
3/18	W	2-1	Rutgers	Coral Gables, Fla.
3/20	L	3-11	Michigan State	Coral Gables, Fla.
3/21	L	2-6	Rutgers	Coral Gables, Fla.
3/22	W	5-1	Michigan State	Coral Gables, Fla.
3/23	W	5-4	Army	Coral Gables, Fla.
3/24	T	1-1	Army	Coral Gables, Fla.
3/25	W	2-1	Michigan State	Coral Gables, Fla.
3/26*	W	11-0	Italian Olympic	Coral Gables, Fla.
3/27	W	12-1	Furman	Coral Gables, Fla.
3/28	W	6-2	Furman	Coral Gables, Fla.
3/28	W	7-4	Furman	Coral Gables, Fla.
3/29	W	3-0	Duke	Coral Gables, Fla.
3/30	W	1-0	Wesleyan	Coral Gables, Fla.
3/31	W	4-2	Wesleyan	Coral Gables, Fla.
4/1	W	8-4	Duke	Coral Gables, Fla.
4/1	W		Michigan State	Coral Gables, Fla.

## 1968

4/8	L	1-8	Florida	Gainesville, Fla.
4/8	W	5-4	Florida	Gainesville, Fla.
4/17	L	3-4	Georgia Southern (10)	Statesboro, Ga.
4/18	L	2-3	Georgia Southern	Statesboro, Ga.
4/19	W	5-2	Mercer (14)	Macon, Ga.
4/21	L	2-6	Georgia Tech	Atlanta, Ga.
4/22	L	1-2	Georgia Tech	Atlanta, Ga.
4/22	L	2-4	Georgia Tech	Atlanta, Ga.
4/25	W	11-0	USF	Coral Gables, Fla.
4/26	L	8-9	USF	Coral Gables, Fla.
5/1	W	5-0	Tampa	Coral Gables, Fla.
5/2	W	10-0	Tampa	Coral Gables, Fla.
5/5	L	5-6	Rollins	Winter Park, Fla.
5/6	L	5-10	Rollins	Winter Park, Fla.
5/8	W	9-0	Stetson	DeLand, Fla.
5/9	W	10-5	Stetson	DeLand, Fla.
5/12	W	8-1	Florida	Coral Gables, Fla.
5/13	L	10-11	Florida	Coral Gables, Fla.

## 1969

3/1	W	2-1	Florida	Coral Gables, Fla.
3/2	W	1-0	Florida	Coral Gables, Fla.
3/5	W	9-0	Biscayne (F)	Miami, Fla.
3/9	W	6-5	Florida A&M	Coral Gables, Fla.

## 23-15-1 (.590)

4/11	L	1-7	Auburn	Auburn, Ala.
4/12	L	3-8	Auburn	Auburn, Ala.
4/13	L	4-6	Furman	Tallahassee, Fla.
4/15	L	2-7	Georgia Southern	Statesboro, Ga.
4/16	L	0-5	Georgia Southern	Statesboro, Ga.
4/20	L	6-9	Jacksonville (14)	Coral Gables, Fla.
4/21	W	2-1	Jacksonville	Coral Gables, Fla.
4/22	W	7-5	Florida (11)	Gainesville, Fla.
4/23	L	1-3	Florida	Gainesville, Fla.
5/2	W	1-0	Tampa	Coral Gables, Fla.
5/3	W	5-2	Tampa	Coral Gables, Fla.
5/6	W	7-0	Rollins	Coral Gables, Fla.
5/7	W	3-2	Rollins	Coral Gables, Fla.
5/13	W	4-1	Georgia Tech	Atlanta, Ga.
5/14	L	3-5	Georgia Tech	Atlanta, Ga.

## 27-11-1 (.692)

3/3	L	4-9	Florida State	Coral Gables, Fla.
3/4	L	5-6	Florida State	Coral Gables, Fla.
3/11	W	6-3	Florida Southern	Coral Gables, Fla.
3/11	L	7-13	Florida Southern	Coral Gables, Fla.
3/18	W	3-2	Rutgers	Coral Gables, Fla.
3/18	W	2-1	Rutgers	Coral Gables, Fla.
3/20	L	3-11	Michigan State	Coral Gables, Fla.
3/21	L	2-6	Rutgers	Coral Gables, Fla.
3/22	W	5-1	Michigan State	Coral Gables, Fla.
3/23	W	5-4	Army	Coral Gables, Fla.
3/24	T	1-1	Army	Coral Gables, Fla.
3/25	W	2-1	Michigan State	Coral Gables, Fla.
3/26*	W	11-0	Italian Olympic	Coral Gables, Fla.
3/27	W	12-1	Furman	Coral Gables, Fla.
3/28	W	6-2	Furman	Coral Gables, Fla.
3/28	W	7-4	Furman	Coral Gables, Fla.
3/29	W	3-0	Duke	Coral Gables, Fla.
3/30	W	1-0	Wesleyan	Coral Gables, Fla.
3/31	W	4-2	Wesleyan	Coral Gables, Fla.
4/1	W	8-4	Duke	Coral Gables, Fla.
4/1	W		Michigan State	Coral Gables, Fla.

# HURRICANES BASEBALL HISTORY

3/9	W	7-2	Florida A&M	Coral Gables, Fla.	4/9	L	10-11	St. Leo	Dade City, Fla.
3/12	W	9-0	Biscayne (F)	Coral Gables, Fla.	4/11	W	11-4	Pace	Coral Gables, Fla.
3/16	L	2-6	Florida Southern	Lakeland, Fla.	4/12	W	3-1	Pace	Coral Gables, Fla.
3/16	L	2-3	Florida Southern	Lakeland, Fla.	4/16	W	9-1	Biscayne	Coral Gables, Fla.
3/18	L	2-4	Rutgers	Coral Gables, Fla.	4/18	W	9-5	USF (10)	Tampa, Fla.
3/19	W	5-1	Michigan State	Coral Gables, Fla.	4/19	W	15-7	USF	Tampa, Fla.
3/20	L	1-3	Ohio State	Coral Gables, Fla.	4/23	W	10-0	Biscayne	Miami, Fla.
3/21	L	4-6	Army	Coral Gables, Fla.	4/25	W	4-3	Florida	Gainesville, Fla.
3/22	L	1-3	Ohio State	Coral Gables, Fla.	4/26	L	3-7	Florida	Gainesville, Fla.
3/23	W	7-4	Michigan State	Coral Gables, Fla.	4/28	W	14-9	Stetson	DeLand, Fla.
3/24	W	1-0	Army	Coral Gables, Fla.	4/29	L	5-6	Stetson (10)	DeLand, Fla.
3/25	W	3-1	Western Michigan	Coral Gables, Fla.	5/2	W	5-0	Rollins (7)	Winter Park, Fla.
3/26	W	4-3	Michigan State	Coral Gables, Fla.	5/3	L	1-3	Rollins (7)	Winter Park, Fla.
3/27	W	5-1	Western Michigan	Coral Gables, Fla.	5/6	L	4-7	Biscayne	Coral Gables, Fla.
3/28	T	6-6	Western Michigan	Coral Gables, Fla.	5/7	W	3-0	Biscayne	Miami, Fla.
3/29	W	5-1	Wesleyan	Coral Gables, Fla.	5/9	W	13-0	Tampa	Coral Gables, Fla.
3/30	W	2-1	Michigan State	Coral Gables, Fla.	5/10	W	1-0	Tampa (11)	Coral Gables, Fla.
4/5	W	8-1	St. Leo	Coral Gables, Fla.					
4/6	W	1-0	St. Leo	Coral Gables, Fla.					
4/6	W	11-0	St. Leo	Coral Gables, Fla.					
4/12	W	5-4	Florida	Gainesville, Fla.					
4/13	W	9-5	Florida	Gainesville, Fla.					
4/15	L	5-7	Auburn	Auburn, Ala.					
4/16	L	1-6	Auburn	Auburn, Ala.					
4/17	W	3-0	Florida A&M	Tallahassee, Fla.					
4/19	L	1-4	Florida State	Tallahassee, Fla.					
4/20	L	6-7	Florida State	Tallahassee, Fla.					
4/24	W	9-0	Biscayne (F)	Coral Gables, Fla.					
4/27	W	7-3	USF	Coral Gables, Fla.					
4/27	L	1-12	USF	Coral Gables, Fla.					
5/3	W	6-5	Rollins	Coral Gables, Fla.					
5/4	W	4-2	Rollins	Coral Gables, Fla.					
5/6	W	8-3	Tampa	Coral Gables, Fla.					
5/7	W	1-0	Tampa	Coral Gables, Fla.					
5/10	W	2-1	Stetson	Coral Gables, Fla.					

## 1969

2/28	W	8-7	Florida (12)	Coral Gables, Fla.
3/1	W	5-3	Florida	Coral Gables, Fla.
3/7	L	2-6	Florida State	Coral Gables, Fla.
3/8	L	0-5	Florida State	Coral Gables, Fla.
3/10	L	2-5	Florida Southern	Coral Gables, Fla.
3/11	W	15-5	Florida Southern	Coral Gables, Fla.
3/17	W	11-0	Michigan State	Coral Gables, Fla.
3/18	W	8-7	Michigan State	Coral Gables, Fla.
3/19	W	11-6	Cincinnati	Coral Gables, Fla.
3/20	L	0-4	Army	Coral Gables, Fla.
3/21	W	8-5	Cincinnati	Coral Gables, Fla.
3/22	W	3-0	Michigan State	Coral Gables, Fla.
3/23	W	4-2	Army (7)	Coral Gables, Fla.
3/24	W	20-0	Cincinnati	Coral Gables, Fla.
3/25	W	8-2	Pittsburgh	Coral Gables, Fla.
3/26	W	8-2	Pittsburgh	Coral Gables, Fla.
3/28	L	3-4	Michigan State (11)	Coral Gables, Fla.
3/29	W	7-1	Florida A&M	Coral Gables, Fla.
3/30	W	3-1	Pittsburgh	Coral Gables, Fla.
4/1	W	5-1	Colgate	Coral Gables, Fla.
4/2	L	5-7	Colgate	Coral Gables, Fla.
4/3	W	4-3	Colgate (10)	Coral Gables, Fla.
4/4	W	3-1	William & Mary	Coral Gables, Fla.
4/5	W	11-5	William & Mary	Coral Gables, Fla.
4/7	W	11-4	Pace	Coral Gables, Fla.

## 31-11 (.738)

## 1970

3/1	W	3-1	U of Honduras	Coral Gables, Fla.
3/2	W	3-2	U of Honduras	Coral Gables, Fla.
3/3	W	13-2	U of Honduras	Coral Gables, Fla.
3/6	W	5-0	Florida	Coral Gables, Fla.
3/7	W	5-4	Florida	Coral Gables, Fla.
3/10	W	5-2	Biscayne	Coral Gables, Fla.
3/13	W	1-0	Tampa	Coral Gables, Fla.
3/14	W	2-1	Tampa	Coral Gables, Fla.
3/19	W	8-5	Army	Coral Gables, Fla.
3/20	W	7-5	Army	Coral Gables, Fla.
3/21	L	1-10	Florida State	Tallahassee, Fla.
3/22	L	3-8	Florida State	Tallahassee, Fla.
3/23	W	5-4	Penn State	Coral Gables, Fla.
3/24	W	2-0	Rutgers	Coral Gables, Fla.
3/25	L	5-12	Ohio State	Coral Gables, Fla.
3/26	L	1-3	Michigan State	Coral Gables, Fla.
3/27	W	2-1	Connecticut	Coral Gables, Fla.
3/28	W	4-0	Connecticut	Coral Gables, Fla.
3/30	W	7-3	Notre Dame (7)	Coral Gables, Fla.
3/30	W	6-2	Notre Dame (7)	Coral Gables, Fla.
3/31	W	11-8	Colgate	Coral Gables, Fla.
4/1	T	6-6	Michigan State (10)	Coral Gables, Fla.
4/2	W	9-1	Colgate	Coral Gables, Fla.
4/3	L	6-11	Michigan State	Coral Gables, Fla.
4/4	L	3-5	Michigan State	Coral Gables, Fla.
4/6	W	2-0	USF	Coral Gables, Fla.
4/7	W	11-2	USF	Coral Gables, Fla.
4/10	W	8-7	Florida Southern (10)	Lakeland, Fla.
4/11	L	2-3	Florida Southern	Lakeland, Fla.
4/14	W	2-1	Biscayne	Coral Gables, Fla.
4/17	W	3-2	Stetson	Coral Gables, Fla.
4/18	W	3-2	Stetson	Coral Gables, Fla.
4/19	L	7-9	Tulane (7)	Coral Gables, Fla.
4/19	W	1-0	Tulane (7)	Coral Gables, Fla.
4/20	W	6-2	Tulane	Coral Gables, Fla.
4/27	L	6-7	Florida (13)	Gainesville, Fla.
4/28	L	3-9	Florida	Gainesville, Fla.
5/1	L	0-2	Rollins	Coral Gables, Fla.
5/2	L	2-8	Rollins	Coral Gables, Fla.
5/5	W	9-1	Biscayne	Coral Gables, Fla.
5/8	L	4-11	Florida State	Tallahassee, Fla.
5/9	L	2-6	Florida State	Tallahassee, Fla.
5/11	W	8-7	Florida A&M	Tallahassee, Fla.

## 28-15-1 (.636)

3/1	W	3-1	U of Honduras	Coral Gables, Fla.
3/2	W	3-2	U of Honduras	Coral Gables, Fla.
3/3	W	13-2	U of Honduras	Coral Gables, Fla.
3/6	W	5-0	Florida	Coral Gables, Fla.
3/7	W	5-4	Florida	Coral Gables, Fla.
3/10	W	5-2	Biscayne	Coral Gables, Fla.
3/13	W	1-0	Tampa	Coral Gables, Fla.
3/14	W	2-1	Tampa	Coral Gables, Fla.
3/19	W	8-5	Army	Coral Gables, Fla.
3/20	W	7-5	Army	Coral Gables, Fla.
3/21	L	1-10	Florida State	Tallahassee, Fla.
3/22	L	3-8	Florida State	Tallahassee, Fla.
3/23	W	5-4	Penn State	Coral Gables, Fla.
3/24	W	2-0	Rutgers	Coral Gables, Fla.
3/25	L	5-12	Ohio State	Coral Gables, Fla.
3/26	L	1-3	Michigan State	Coral Gables, Fla.
3/27	W	2-1	Connecticut	Coral Gables, Fla.
3/28	W	4-0	Connecticut	Coral Gables, Fla.
3/30	W	7-3	Notre Dame (7)	Coral Gables, Fla.
3/30	W	6-2	Notre Dame (7)	Coral Gables, Fla.
3/31	W	11-8	Colgate	Coral Gables, Fla.
4/1	T	6-6	Michigan State (10)	Coral Gables, Fla.
4/2	W	9-1	Colgate	Coral Gables, Fla.
4/3	L	6-11	Michigan State	Coral Gables, Fla.
4/4	L	3-5	Michigan State	Coral Gables, Fla.
4/6	W	2-0	USF	Coral Gables, Fla.
4/7	W	11-2	USF	Coral Gables, Fla.
4/10	W	8-7	Florida Southern (10)	Lakeland, Fla.
4/11	L	2-3	Florida Southern	Lakeland, Fla.
4/14	W	2-1	Biscayne	Coral Gables, Fla.
4/17	W	3-2	Stetson	Coral Gables, Fla.
4/18	W	3-2	Stetson	Coral Gables, Fla.
4/19	L	7-9	Tulane (7)	Coral Gables, Fla.
4/19	W	1-0	Tulane (7)	Coral Gables, Fla.
4/20	W	6-2	Tulane	Coral Gables, Fla.
4/27	L	6-7	Florida (13)	Gainesville, Fla.
4/28	L	3-9	Florida	Gainesville, Fla.
5/1	L	0-2	Rollins	Coral Gables, Fla.
5/2	L	2-8	Rollins	Coral Gables, Fla.
5/5	W	9-1	Biscayne	Coral Gables, Fla.
5/8	L	4-11	Florida State	Tallahassee, Fla.
5/9	L	2-6	Florida State	Tallahassee, Fla.
5/11	W	8-7	Florida A&M	Tallahassee, Fla.



# HURRICANES BASEBALL HISTORY

5/11 L 2-3 Florida A&M Tallahassee, Fla.

## 1971

35-11 (.761)

### NCAA TOURNAMENT

3/5	W	2-0	Florida	Coral Gables, Fla.
3/6	W	7-5	Florida	Coral Gables, Fla.
3/8	W	8-0	Union	Coral Gables, Fla.
3/8	W	5-0	Union	Coral Gables, Fla.
3/9	W	4-1	Union	Coral Gables, Fla.
3/15	W	5-1	Florida Southern	Coral Gables, Fla.
3/16	L	5-8	Florida Southern	Coral Gables, Fla.
3/17	W	5-1	Delaware	Coral Gables, Fla.
3/18	W	6-5	Delaware	Coral Gables, Fla.
3/20	L	4-5	Florida State (10)	Coral Gables, Fla.
3/21	W	5-4	Florida State (10)	Coral Gables, Fla.
3/22	L	2-10	Michigan State	Coral Gables, Fla.
3/23	W	7-6	Ohio State	Coral Gables, Fla.
3/24	W	11-5	Rutgers	Coral Gables, Fla.
3/25	W	14-8	Rutgers	Coral Gables, Fla.
3/26	W	12-2	Ohio State	Coral Gables, Fla.
3/27	L	0-4	Michigan State	Coral Gables, Fla.
3/29	W	10-1	Penn State	Coral Gables, Fla.
3/30	W	9-3	Cornell	Coral Gables, Fla.
3/31	L	0-6	Michigan State	Coral Gables, Fla.
4/1	W	6-5	Penn State	Coral Gables, Fla.
4/1	W	4-2	Michigan State	Coral Gables, Fla.
4/2	W	6-3	Cornell	Coral Gables, Fla.
4/8	W	1-0	Florida A&M	Tallahassee, Fla.
4/9	L	5-7	Florida State	Tallahassee, Fla.
4/10	W	7-4	Florida State	Tallahassee, Fla.
4/14	W	6-2	Biscayne	Coral Gables, Fla.
4/16	W	9-1	Pace	Coral Gables, Fla.
4/17	W	4-0	Tulane	Coral Gables, Fla.
4/17	L	3-4	Tulane	Coral Gables, Fla.
4/18	W	7-5	Tulane	Coral Gables, Fla.
4/21	W	21-4	Biscayne (8)	Miami, Fla.
4/23	W	6-3	USF	Tampa, Fla.
4/24	W	4-1	USF	Tampa, Fla.
4/26	W	13-5	Florida	Gainesville, Fla.
4/27	W	1-0	Florida (12)	Gainesville, Fla.
4/30	W	13-0	Tampa (7)	Coral Gables, Fla.
5/1	W	11-8	Tampa	Coral Gables, Fla.
5/5	W	7-0	Biscayne	Coral Gables, Fla.
5/7	W	8-7	Rollins	Winter Park, Fla.
5/8	L	0-5	Rollins	Winter Park, Fla.
5/10	L	0-2	Stetson	DeLand, Fla.
5/11	W	4-3	Stetson	DeLand, Fla.
5/27+	W	4-3	Georgia Tech	Gastonia, N.C.
5/28+	L	3-7	Mississippi State	Gastonia, N.C.
5/29+	L	3-5	Georgia Tech	Gastonia, N.C.

## 1972

32-17 (.653)

2/25	L	5-8	Jacksonville	Coral Gables, Fla.
2/26	W	8-3	Jacksonville	Coral Gables, Fla.
3/3	W	18-6	Florida	Coral Gables, Fla.
3/4	L	3-6	Florida	Coral Gables, Fla.
3/8	W	7-2	Biscayne	Coral Gables, Fla.
3/10	L	3-6	St. Joseph's	Coral Gables, Fla.
3/11	W	7-1	St. Joseph's	Coral Gables, Fla.
3/11	W	4-3	St. Joseph's	Coral Gables, Fla.
3/12	W	5-2	St. Joseph's	Coral Gables, Fla.

3/17	L	4-10	New Hampshire	Coral Gables, Fla.
3/18	W	9-3	New Hampshire	Coral Gables, Fla.
3/19	L	4-7	Florida State	Coral Gables, Fla.
3/21	W	13-3	Ohio State	Coral Gables, Fla.
3/22	W	6-5	Michigan State (10)	Coral Gables, Fla.
3/23	W	6-0	Southern Illinois	Coral Gables, Fla.
3/24	L	4-7	Ohio State	Coral Gables, Fla.
3/25	W	3-2	Michigan State (10)	Coral Gables, Fla.
3/26	L	1-7	Southern Illinois	Coral Gables, Fla.
3/27	W	3-1	Bernard Baruch	Coral Gables, Fla.
3/28	W	9-0	Lafayette	Coral Gables, Fla.
3/29	L	1-6	Michigan State	Coral Gables, Fla.
3/30	W	5-4	Bernard Baruch	Coral Gables, Fla.
3/31	W	9-0	Lafayette (F)	Coral Gables, Fla.
4/1	W	6-0	Michigan State	Coral Gables, Fla.
4/3	W	5-4	Rollins (10)	Coral Gables, Fla.
4/3	L	3-10	Rollins	Coral Gables, Fla.
4/5	W	3-0	LSU	New Orleans, La.
4/5	W	12-3	Bradley	New Orleans, La.
4/6	L	3-4	Loyola (MD) (11)	New Orleans, La.
4/7	W	8-3	Loyola (MD)	New Orleans, La.
4/8	L	6-7	Tulane	New Orleans, La.
4/9	L	1-3	Tulane	New Orleans, La.
4/14	W	22-4	South Florida	Coral Gables, Fla.
4/15	L	1-5	USF	Coral Gables, Fla.
4/17	W	10-6	Florida	Gainesville, Fla.
4/18	L	3-6	Florida	Gainesville, Fla.
4/21	W	3-2	Tampa	Coral Gables, Fla.
4/22	W	3-2	Tampa	Coral Gables, Fla.
4/26	W	11-1	Biscayne	Miami, Fla.
4/28	L	0-1	Florida Southern	Lakeland, Fla.
4/29	L	4-5	Florida Southern	Lakeland, Fla.
5/2	W	9-0	Biscayne	Coral Gables, Fla.
5/5	W	2-1	Stetson	Coral Gables, Fla.
5/6	W	7-0	Stetson	Coral Gables, Fla.
5/10	W	5-4	Florida State	Tallahassee, Fla.
5/11	W	4-3	Florida State	Tallahassee, Fla.
5/11	L	3-4	Florida State (10)	Tallahassee, Fla.
5/12	W	15-0	Florida A&M	Tallahassee, Fla.
5/13	W	7-1	Florida A&M	Tallahassee, Fla.

## 1973

42-17 (.712)

### NCAA TOURNAMENT

2/16	W	5-1	Florida State	Coral Gables, Fla.
2/23	W	4-3	Jacksonville (14)	Coral Gables, Fla.
2/24	W	9-8	Jacksonville	Coral Gables, Fla.
3/2	W	7-0	Florida	Coral Gables, Fla.
3/3	W	11-1	Florida	Coral Gables, Fla.
3/6	W	9-2	St. Joseph's	Coral Gables, Fla.
3/7	W	4-3	St. Joseph's	Coral Gables, Fla.
3/9	W	7-0	Stetson	DeLand, Fla.
3/10	W	4-0	Stetson	DeLand, Fla.
3/10	L	2-4	Stetson	DeLand, Fla.
3/13	W	11-7	Middle Tennessee	Coral Gables, Fla.
3/14	L	1-3	FIU	Coral Gables, Fla.
3/15	W	8-0	Middle Tennessee	Coral Gables, Fla.
3/16	W	6-3	Middle Tennessee	Coral Gables, Fla.
3/17	W	13-12	Southern Illinois	Coral Gables, Fla.
3/18	W	12-1	Southern Illinois	Coral Gables, Fla.
3/19	W	6-5	Ohio State	Coral Gables, Fla.
3/20	L	3-4	Cornell	Coral Gables, Fla.
3/20	L	3-6	Cornell	Coral Gables, Fla.

# HURRICANES BASEBALL HISTORY

3/21	W	15-2	Michigan State	Coral Gables, Fla.	3/19	W	16-1	Ohio State	Coral Gables, Fla.
3/22	W	8-1	Michigan State	Coral Gables, Fla.	3/20	W	5-2	Buffalo	Coral Gables, Fla.
3/23	W	10-4	Ohio State	Coral Gables, Fla.	3/20	W	6-2	Seton Hall	Coral Gables, Fla.
3/24	L	6-7	Florida State	Coral Gables, Fla.	3/22	W	16-1	Buffalo	Coral Gables, Fla.
3/25	L	2-8	Florida State	Coral Gables, Fla.	3/22	W	5-0	Ohio State	Coral Gables, Fla.
3/26	W	10-0	Army	Coral Gables, Fla.	3/23	W	4-1	Michigan State	Coral Gables, Fla.
3/27	W	17-1	Northern Iowa	Coral Gables, Fla.	3/25	W	12-3	Montclair State	Coral Gables, Fla.
3/28	L	1-2	Michigan State	Coral Gables, Fla.	3/26	W	6-1	Southern Illinois	Coral Gables, Fla.
3/29	W	11-4	Army	Coral Gables, Fla.	3/27	W	10-3	Michigan State	Coral Gables, Fla.
3/30	W	6-4	Northern Iowa	Coral Gables, Fla.	3/28	W	12-3	Montclair State	Coral Gables, Fla.
3/31	L	6-13	Michigan State	Coral Gables, Fla.	3/29	W	6-1	Southern Illinois	Coral Gables, Fla.
4/4	W	14-2	FIU	Coral Gables, Fla.	3/30	W	13-3	Michigan State	Coral Gables, Fla.
4/5	W	4-3	Biscayne	Coral Gables, Fla.	4/3	W	9-4	FIU	Coral Gables, Fla.
4/7	W	19-2	Florida Tech	Melbourne, Fla.	4/4	W	5-1	FIU	Coral Gables, Fla.
4/9	L	6-7	Florida	Gainesville, Fla.	4/8	W	4-0	Florida	Gainesville, Fla.
4/10	L	4-5	Florida	Gainesville, Fla.	4/9	W	6-5	Florida	Gainesville, Fla.
4/11	W	10-1	FIU	Coral Gables, Fla.	4/12	W	9-6	Rollins	Coral Gables, Fla.
4/13	W	4-2	Florida Southern	Coral Gables, Fla.	4/13	L	4-8	Rollins	Coral Gables, Fla.
4/14	L	0-5	Florida Southern	Coral Gables, Fla.	4/18	L	1-2	Florida State	Tallahassee, Fla.
4/19	W	10-1	Florida State	Tallahassee, Fla.	4/18	L	4-7	Florida State	Tallahassee, Fla.
4/20	L	1-4	Florida State	Tallahassee, Fla.	4/20	W	17-3	Florida State	Tallahassee, Fla.
4/21	L	0-4	Florida A&M	Tallahassee, Fla.	4/21	W	4-2	Florida A&M	Tallahassee, Fla.
4/21	L	2-3	Florida A&M	Tallahassee, Fla.	4/21	L	5-8	Florida A&M	Tallahassee, Fla.
4/23	W	5-3	FIU	Coral Gables, Fla.	4/23	W	6-2	FIU	Miami, Fla.
4/25	W	26-3	Biscayne	Coral Gables, Fla.	4/24	W	13-5	Biscayne	Coral Gables, Fla.
4/27	W	3-2	Tampa	Coral Gables, Fla.	4/26	W	7-2	Tampa	Coral Gables, Fla.
4/28	W	20-1	Tampa	Coral Gables, Fla.	4/27	W	11-1	Tampa	Coral Gables, Fla.
5/1	W	17-0	Biscayne	Coral Gables, Fla.	5/1	W	19-1	Biscayne	Coral Gables, Fla.
5/2	W	16-2	Biscayne	Coral Gables, Fla.	5/3	W	20-2	USF	Tampa, Fla.
5/4	L	3-4	Jacksonville	Jacksonville, Fla.	5/4	W	9-7	USF	Tampa, Fla.
5/5	W	15-3	Jacksonville	Jacksonville, Fla.	5/7	W	18-1	Biscayne	Miami, Fla.
5/7	W	6-4	Rollins	Winter Park, Fla.	5/10	L	7-9	Stetson	Coral Gables, Fla.
5/8	W	6-2	Rollins	Winter Park, Fla.	5/11	W	4-3	Stetson	Coral Gables, Fla.
5/11	W	6-0	Florida Tech	Coral Gables, Fla.	5/23+	W	2-1	Georgia Southern	Starkville, Miss.
5/12	W	10-1	Florida Tech	Coral Gables, Fla.	5/24+	W	7-1	Vanderbilt	Starkville, Miss.
5/24+	W	5-3	South Alabama	Starkville, Miss.	5/25+	W	5-0	South Carolina	Starkville, Miss.
5/25+	L	0-1	Georgia Southern	Starkville, Miss.	5/26+	L	1-3	South Carolina	Starkville, Miss.
5/27+	W	13-6	Appalachian State	Starkville, Miss.	5/27+	W	2-1	South Carolina	Starkville, Miss.
5/28+	W	6-5	Vanderbilt	Starkville, Miss.	6/7#	W	4-1	Harvard	Omaha, Neb.
5/29+	L	1-4	Georgia Southern	Starkville, Miss.	6/10#	W	5-1	Oklahoma	Omaha, Neb.
					6/12#	W	7-3	USC	Omaha, Neb.
					6/13#	L	3-4	Southern Illinois	Omaha, Neb.
					6/15#	L	3-7	USC	Omaha, Neb.

## 1974

51-11 (.823)

### COLLEGE WORLD SERIES

2/22	W	3-2	Jacksonville	Coral Gables, Fla.
2/23	W	9-8	Jacksonville	Coral Gables, Fla.
2/27	W	12-0	Biscayne	Coral Gables, Fla.
3/1	W	4-3	Florida (10)	Coral Gables, Fla.
3/2	L	6-9	Florida (12)	Coral Gables, Fla.
3/3	W	3-0	Florida Tech	Coral Gables, Fla.
3/3	L	1-7	Florida Tech	Coral Gables, Fla.
3/5	W	9-2	St. Joseph's	Coral Gables, Fla.
3/6	W	5-2	St. Joseph's	Coral Gables, Fla.
3/8	L	0-1	Florida Southern (10)	Lakeland, Fla.
3/9	W	3-2	Florida Southern	Lakeland, Fla.
3/11	W	7-4	Indiana	Coral Gables, Fla.
3/12	W	4-2	Indiana	Coral Gables, Fla.
3/12	W	7-6	Indiana	Coral Gables, Fla.
3/13	W	9-3	Memphis	Coral Gables, Fla.
3/14	W	5-2	Memphis	Coral Gables, Fla.
3/16	W	3-2	Florida State	Coral Gables, Fla.
3/17	W	4-3	Florida State	Coral Gables, Fla.
3/18	W	4-3	Seton Hall (10)	Coral Gables, Fla.

## 1975

### NCAA TOURNAMENT

2/28	W	1-0	Jacksonville (10)	Coral Gables, Fla.
3/1	W	19-1	Jacksonville	Coral Gables, Fla.
3/2	W	10-7	St. Joseph's	Coral Gables, Fla.
3/2	W	4-1	St. Joseph's	Coral Gables, Fla.
3/4	W	12-5	Stetson	DeLand, Fla.
3/5	W	5-2	Stetson	DeLand, Fla.
3/7	L	2-8	Florida	Gainesville, Fla.
3/8	L	1-2	Florida	Gainesville, Fla.
3/10	W	10-1	Buffalo	Coral Gables, Fla.
3/11	W	16-3	FIU	Miami, Fla.
3/12	W	6-2	Biscayne	Coral Gables, Fla.
3/13	W	8-6	Buffalo	Coral Gables, Fla.
3/14	W	11-0	Mercer	Coral Gables, Fla.
3/15	W	4-2	Michigan State	Coral Gables, Fla.
3/16	W	8-5	Buffalo	Coral Gables, Fla.
3/18	L	2-6	Mercer	Coral Gables, Fla.

45-14 (.763)

# HURRICANES BASEBALL HISTORY

3/18	W	14-1	Michigan State	Coral Gables, Fla.	3/14	W	19-3	Southern Illinois	Coral Gables, Fla.
3/19	W	6-1	Michigan State	Coral Gables, Fla.	3/15	L	2-9	Southern Illinois	Coral Gables, Fla.
3/20	W	3-2	Buffalo	Coral Gables, Fla.	3/16	W	9-6	Southern Illinois	Coral Gables, Fla.
3/21	L	1-3	LSU	Coral Gables, Fla.	3/17	W	4-1	Mercer	Coral Gables, Fla.
3/22	W	9-2	LSU	Coral Gables, Fla.	3/18	W	5-4	Mercer	Coral Gables, Fla.
3/23	W	13-0	LSU	Coral Gables, Fla.	3/19	W	11-3	Mercer	Coral Gables, Fla.
3/25	L	0-3	Florida State	Coral Gables, Fla.	3/20	W	6-2	Michigan State	Coral Gables, Fla.
3/26	W	2-0	Florida State	Coral Gables, Fla.	3/22	W	10-1	Massachusetts	Coral Gables, Fla.
3/26	L	7-10	Florida State	Coral Gables, Fla.	3/23	W	9-3	Seton Hall	Coral Gables, Fla.
3/27	W	7-4	Army	Coral Gables, Fla.	3/24	W	6-5	Michigan State	Coral Gables, Fla.
3/28	W	13-1	Army	Coral Gables, Fla.	3/25	W	18-6	Massachusetts	Coral Gables, Fla.
3/29	W	7-0	Army	Coral Gables, Fla.	3/26	W	5-1	Seton Hall	Coral Gables, Fla.
3/30	L	6-14	Westchester State	Coral Gables, Fla.	3/27	W	9-6	Michigan State	Coral Gables, Fla.
3/31	L	3-5	Westchester State	Coral Gables, Fla.	3/29	W	10-0	Michigan State	Coral Gables, Fla.
4/1	W	8-6	FIU	Coral Gables, Fla.	3/29	W	9-3	Michigan State	Coral Gables, Fla.
4/4	L	0-8	Florida State	Tallahassee, Fla.	3/30	W	13-3	Michigan State	Coral Gables, Fla.
4/5	L	2-5	Florida State	Tallahassee, Fla.	4/1	W	3-1	Maine	Coral Gables, Fla.
4/8	W	3-2	FIU	Coral Gables, Fla.	4/2	W	8-2	Maine	Coral Gables, Fla.
4/9	W	2-1	Biscayne	Miami, Fla.	4/3	W	7-5	Maine	Coral Gables, Fla.
4/11	W	6-2	USF	Coral Gables, Fla.	4/5*	L	4-11	Baltimore Orioles	Coral Gables, Fla.
4/12	W	6-2	USF	Coral Gables, Fla.	4/8	W	6-3	Biscayne	Miami, Fla.
4/13	W	12-1	Tampa	Coral Gables, Fla.	4/9	W	2-0	Eckerd	Coral Gables, Fla.
4/15	W	6-5	Tampa	Coral Gables, Fla.	4/10	L	4-5	Eckerd	Coral Gables, Fla.
4/16	W	7-1	Biscayne	Coral Gables, Fla.	4/14	W	11-1	FIU	Miami, Fla.
4/18	W	3-2	Tulane	Coral Gables, Fla.	4/16	W	6-2	Biscayne	Coral Gables, Fla.
4/19	W	9-8	Tulane	Coral Gables, Fla.	4/17	W	10-1	Biscayne	Miami, Fla.
4/20	W	2-1	Tulane	Coral Gables, Fla.	4/20	L	11-12	FIU	Miami, Fla.
4/22	W	9-3	FIU	Miami, Fla.	4/22	W	7-4	Jacksonville	Jacksonville, Fla.
4/23	W	3-2	Florida Southern (10)	Coral Gables, Fla.	4/23	L	0-2	Jacksonville	Jacksonville, Fla.
4/24	W	5-4	Florida Southern	Coral Gables, Fla.	4/27	W	15-5	FIU	Coral Gables, Fla.
4/25	W	3-1	Eckerd	Coral Gables, Fla.	4/28	L	2-3	Biscayne (13)	Coral Gables, Fla.
4/26	W	3-1	Eckerd	Coral Gables, Fla.	4/29	L	6-7	FIU	Coral Gables, Fla.
5/1	W	8-0	Biscayne	Coral Gables, Fla.	4/30	W	14-1	Stetson	Coral Gables, Fla.
5/3	W	6-1	Florida	Coral Gables, Fla.	5/1	W	6-5	Stetson (12)	Coral Gables, Fla.
5/4	W	6-5	Florida	Coral Gables, Fla.	5/3	L	1-6	Georgia Southern	Statesboro, Ga.
5/6	W	5-2	Jacksonville	Jacksonville, Fla.	5/4	W	8-2	Georgia Southern	Statesboro, Ga.
5/7	W	1-0	Jacksonville	Jacksonville, Fla.	5/5	W	6-1	Florida State	Tallahassee, Fla.
5/8	L	5-6	Rollins	Winter Park, Fla.	5/6	W	9-7	Florida State	Tallahassee, Fla.
5/9	L	0-1	Florida Tech	Orlando, Fla.	5/6	L	4-20	Florida State	Tallahassee, Fla.
5/23+	L	0-1	Florida State	Starkville, Miss.	5/28+	L	3-11	Oklahoma	Arlington, Texas
5/24+	W	8-7	Murray State	Starkville, Miss.	5/29+	W	6-0	Lamar	Arlington, Texas
5/24+	W	8-1	LSU	Starkville, Miss.	5/30+	L	0-5	Texas	Arlington, Texas
5/25+	L	5-6	Florida State	Starkville, Miss.					

## 1976

## 41-15 (.732)

### NCAA TOURNAMENT

2/23	L	1-5	Florida State	Coral Gables, Fla.
2/27	W	4-1	Tampa	Coral Gables, Fla.
2/28	W	4-0	Tampa	Coral Gables, Fla.
3/1	L	2-12	Florida	Gainesville, Fla.
3/2	L	6-9	Florida	Gainesville, Fla.
3/3	W	6-3	Florida Southern	Lakeland, Fla.
3/4	W	3-1	Tampa	Tampa, Fla.
3/5	W	1-0	USF	Tampa, Fla.
3/6	L	0-3	USF	Tampa, Fla.
3/8	W	10-2	North Carolina	Coral Gables, Fla.
3/9	W	2-1	North Carolina (10)	Coral Gables, Fla.
3/9	W	2-1	North Carolina	Coral Gables, Fla.
3/10	L	4-6	North Carolina	Coral Gables, Fla.
3/12	W	4-3	Westchester State	Coral Gables, Fla.
3/13	W	13-0	Southern Illinois	Coral Gables, Fla.

## 1977

### NCAA TOURNAMENT

2/18	L	6-7	Stetson	DeLand, Fla.
2/19	W	6-0	Stetson	DeLand, Fla.
2/22	W	5-0	St. Leo	Coral Gables, Fla.
2/23	W	6-5	St. Leo	Coral Gables, Fla.
2/25	L	6-9	Florida	Coral Gables, Fla.
2/26	W	5-4	Florida	Coral Gables, Fla.
3/1	W	3-2	FIU	Coral Gables, Fla.
3/2	W	10-2	Biscayne	Miami, Fla.
3/5	W	6-5	Florida Southern (12)	Coral Gables, Fla.
3/7	L	1-4	LSU	Baton Rouge, La.
3/8	W	6-4	LSU	Baton Rouge, La.
3/9	L	0-1	LSU	New Orleans, La.
3/10	W	2-1	LSU	New Orleans, La.
3/11	W	11-6	Tulane	New Orleans, La.
3/14	L	4-7	Miami (OH)	Coral Gables, Fla.
3/15	W	6-3	Biscayne	Coral Gables, Fla.

## 44-13 (.772)



# HURRICANES BASEBALL HISTORY

3/16	W	4-3	Biscayne	Coral Gables, Fla.	3/16	W	3-2	Western Kentucky	Coral Gables, Fla.
3/17	L	4-5	Miami (OH)	Coral Gables, Fla.	3/17	L	0-12	Southern Illinois	Coral Gables, Fla.
3/18	W	16-5	Seton Hall	Coral Gables, Fla.	3/18	L	4-7	Miami (OH)	Coral Gables, Fla.
3/19	W	13-7	Southern Illinois	Coral Gables, Fla.	3/19	W	5-1	Bowling Green	Coral Gables, Fla.
3/20	W	18-3	Bowling Green	Coral Gables, Fla.	3/20	W	8-1	Westchester State	Coral Gables, Fla.
3/21	W	4-3	Massachusetts (10)	Coral Gables, Fla.	3/21	W	3-1	Southern Illinois	Coral Gables, Fla.
3/22	W	8-1	Maine	Coral Gables, Fla.	3/22	W	3-0	Massachusetts	Coral Gables, Fla.
3/23	L	4-7	Southern Illinois	Coral Gables, Fla.	3/23	W	5-2	Westchester State	Coral Gables, Fla.
3/24	L	2-3	Massachusetts (11)	Coral Gables, Fla.	3/24	W	4-2	Southern Illinois	Coral Gables, Fla.
3/25	W	6-1	Maine	Coral Gables, Fla.	3/25	W	19-4	Massachusetts	Coral Gables, Fla.
3/26	W	1-0	Southern Illinois	Coral Gables, Fla.	3/27	W	12-2	Howard	Coral Gables, Fla.
3/27	W	8-7	Maine	Coral Gables, Fla.	3/27	W	3-1	Buffalo	Coral Gables, Fla.
3/29	W	12-5	FIU	Miami, Fla.	3/28	W	6-1	Glassboro State	Coral Gables, Fla.
3/30	W	10-3	Buffalo	Coral Gables, Fla.	3/29	W	3-2	Buffalo (10)	Coral Gables, Fla.
3/31*	L	7-11	Baltimore Orioles	Coral Gables, Fla.	3/30	W	4-1	Buffalo	Coral Gables, Fla.
4/1	W	11-0	Buffalo	Coral Gables, Fla.	3/31	W	8-2	Buffalo	Coral Gables, Fla.
4/2	W	11-3	Jacksonville	Coral Gables, Fla.	4/1	L	4-6	Buffalo	Coral Gables, Fla.
4/3	L	3-6	Jacksonville	Coral Gables, Fla.	4/2	W	3-1	Buffalo	Coral Gables, Fla.
4/4	W	7-5	Buffalo	Coral Gables, Fla.	4/5*	L		Montreal Expos	Coral Gables, Fla.
4/5	W	12-0	Buffalo	Coral Gables, Fla.	4/8	W	5-4	Tampa	Coral Gables, Fla.
4/7	W	10-1	Tampa	Coral Gables, Fla.	4/8	W	9-2	Tampa	Coral Gables, Fla.
4/8	W	10-1	Georgia Southern	Coral Gables, Fla.	4/9	L	1-2	USF	Coral Gables, Fla.
4/9	W	4-3	Georgia Southern	Coral Gables, Fla.	4/11	L	4-6	Biscayne	Miami, Fla.
4/11	W	13-4	Buffalo	Coral Gables, Fla.	4/14	W	8-1	Mercer	Atlanta, Ga.
4/12	W	3-0	Buffalo	Coral Gables, Fla.	4/14	W	8-4	Mercer	Atlanta, Ga.
4/15	W	17-10	USF	Coral Gables, Fla.	4/15	W	12-4	Troy	Atlanta, Ga.
4/16	W	15-4	USF	Coral Gables, Fla.	4/16	W	18-3	Georgia Tech	Atlanta, Ga.
4/19	L	10-14	Florida State	Tallahassee, Fla.	4/18	W	10-6	FIU	Miami, Fla.
4/20	W	10-4	Florida State	Tallahassee, Fla.	4/21	L	2-3	USF	Tampa, Fla.
4/22	W	4-0	Biscayne	Coral Gables, Fla.	4/22	W	3-1	USF	Tampa, Fla.
4/23	W	7-5	Biscayne	Coral Gables, Fla.	4/26	W	4-1	Biscayne	Coral Gables, Fla.
4/25	W	12-10	Florida State	Coral Gables, Fla.	4/28	W	10-2	Stetson	Coral Gables, Fla.
4/26	W	12-3	Florida State	Coral Gables, Fla.	4/29	W	5-4	Stetson (10)	Coral Gables, Fla.
4/26	W	10-2	Florida State	Coral Gables, Fla.	5/3	W	3-2	Florida Int'l (10)	Coral Gables, Fla.
4/29	W	13-4	Eckerd	Coral Gables, Fla.	5/9	W	6-1	Georgia Southern	Statesboro, Ga.
4/30	L	3-4	Eckerd	Coral Gables, Fla.	5/10	W	7-5	Georgia Southern	Statesboro, Ga.
5/4	W	7-6	FIU	Miami, Fla.	5/11	L	3-6	Jacksonville	Jacksonville, Fla.
5/20+	W	6-1	Morehead State	Coral Gables, Fla.	5/12	W	7-6	Jacksonville	Jacksonville, Fla.
5/21+	W	5-2	Mississippi	Coral Gables, Fla.	5/19+	L	5-8	Clemson	Coral Gables, Fla.
5/22+	W	10-3	Clemson	Coral Gables, Fla.	5/20+	W	7-2	Florida State	Coral Gables, Fla.
5/22+	L	9-10	Clemson	Coral Gables, Fla.	5/21+	W	7-5	Clemson	Coral Gables, Fla.
5/23+	L	2-7	Clemson	Coral Gables, Fla.	5/21+	W	6-0	Marshall	Coral Gables, Fla.
					5/22+	W	5-1	Marshall	Coral Gables, Fla.
					6/2#	L	3-9	USC	Omaha, Neb.
					6/3#	W	12-1	Baylor	Omaha, Neb.
					6/5#	W	5-3	Oral Roberts	Omaha, Neb.
					6/7#	L	11-3	Arizona State	Omaha, Neb.

## 1978

### COLLEGE WORLD SERIES

2/17	W	5-0	Florida Tech	Coral Gables, Fla.
2/25	L	4-5	Florida	Gainesville, Fla.
2/26	L	3-4	Florida	Gainesville, Fla.
2/27	W	5-2	Florida A&M	Coral Gables, Fla.
2/28	W	13-2	Florida A&M	Coral Gables, Fla.
3/1	W	9-5	Biscayne	Miami, Fla.
3/3	W	7-5	Jacksonville	Coral Gables, Fla.
3/4	W	3-1	Jacksonville	Coral Gables, Fla.
3/6	W	11-0	St. Joseph's	Coral Gables, Fla.
3/7	W	6-4	St. Joseph's	Coral Gables, Fla.
3/9	W	27-3	Florida Tech	Orlando, Fla.
3/10	W	10-1	Florida Tech	Orlando, Fla.
3/11	W	7-4	Florida Tech	Orlando, Fla.
3/13	W	14-2	Biscayne	Miami, Fla.
3/15	W	7-1	New York Tech	Coral Gables, Fla.
3/15	W	6-5	New York Tech	Coral Gables, Fla.

## 50-12 (.806)

## 1979

### COLLEGE WORLD SERIES

2/16	W	7-5	Marshall	Coral Gables, Fla.
2/17	W	8-3	Marshall	Coral Gables, Fla.
2/23	W	11-3	FIU	Coral Gables, Fla.
2/24	W	12-4	FIU	Coral Gables, Fla.
3/1	W	17-0	Florida A&M	Coral Gables, Fla.
3/2	W	14-0	Florida A&M	Coral Gables, Fla.
3/3	W	8-2	Florida	Coral Gables, Fla.
3/4	W	5-2	Florida	Coral Gables, Fla.
3/5	W	20-8	James Madison	Coral Gables, Fla.
3/6	W	6-2	St. Joseph's	Coral Gables, Fla.
3/7	L	0-6	Jacksonville	Jacksonville, Fla.

## 55-11 (.833)

# HURRICANES BASEBALL HISTORY

3/9	W	8-5	St. Joseph's	Coral Gables, Fla.	2/11	W	21-1	Lamar	Coral Gables, Fla.
3/10	W	11-6	Ithaca	Coral Gables, Fla.	2/16	W	7-0	Florida	Gainesville, Fla.
3/10	W	11-2	Southern Illinois	Coral Gables, Fla.	2/17	W	5-0	Florida	Gainesville, Fla.
3/11	W	21-0	Ithaca	Coral Gables, Fla.	2/18	W	5-1	Jacksonville	Jacksonville, Fla.
3/12	L	1-2	Oklahoma State	Coral Gables, Fla.	2/19	L	6-7	Jacksonville	Jacksonville, Fla.
3/13	L	0-7	Southern Illinois	Coral Gables, Fla.	2/19	W	4-0	Jacksonville	Jacksonville, Fla.
3/14	W	3-1	Texas A&M	Coral Gables, Fla.	2/22	W	10-0	Florida State	Coral Gables, Fla.
3/15	W	6-0	Oklahoma State	Coral Gables, Fla.	2/23	W	4-3	Florida State	Coral Gables, Fla.
3/16	W	5-3	Southern Illinois	Coral Gables, Fla.	2/24	L	8-9	Florida State	Coral Gables, Fla.
3/17	L	3-4	Texas A&M (12)	Coral Gables, Fla.	2/26	W	7-2	St. Leo	Coral Gables, Fla.
3/19	W	9-0	Arizona State	Coral Gables, Fla.	2/27	W	20-2	St. Leo	Coral Gables, Fla.
3/20	W	10-1	Arizona State	Coral Gables, Fla.	2/29	W	2-0	South Alabama	Coral Gables, Fla.
3/21	W	11-9	Arizona State	Coral Gables, Fla.	3/1	L	4-7	South Alabama	Coral Gables, Fla.
3/22	W	7-4	Georgia Southern	Coral Gables, Fla.	3/2	W	7-1	South Alabama	Coral Gables, Fla.
3/23	W	10-6	Georgia Southern	Coral Gables, Fla.	3/4	W	6-0	St. Joseph's	Coral Gables, Fla.
3/24	W	10-1	Bowling Green	Coral Gables, Fla.	3/5	W	12-4	St. Joseph's	Coral Gables, Fla.
3/26	W	12-5	Long Island	Coral Gables, Fla.	3/6	L	1-2	Buffalo	Coral Gables, Fla.
3/27	W	10-3	St. Francis Brooklyn	Coral Gables, Fla.	3/7	W	4-3	USF	Tampa, Fla.
3/28	L	1-3	Glassboro State	Coral Gables, Fla.	3/8	W	8-0	USF	Tampa, Fla.
3/28	W	15-5	St. Francis Brooklyn	Coral Gables, Fla.	3/9	W	15-8	Buffalo	Coral Gables, Fla.
3/29	W	9-4	Glassboro State	Coral Gables, Fla.	3/10	W	14-7	Buffalo	Coral Gables, Fla.
3/30	W	4-3	Florida State	Coral Gables, Fla.	3/12	W	2-0	Indiana State	Coral Gables, Fla.
3/31	W	5-3	Florida State	Coral Gables, Fla.	3/13*	L	2-8	Baltimore Orioles	Coral Gables, Fla.
4/1*	L	3-5	Baltimore Orioles	Coral Gables, Fla.	3/14	W	2-1	Oklahoma State	Coral Gables, Fla.
4/2	W	22-14	Jacksonville	Coral Gables, Fla.	3/15	W	3-1	Indiana State	Coral Gables, Fla.
4/3	W	5-0	Jacksonville	Coral Gables, Fla.	3/17	W	5-1	Southern Illinois	Coral Gables, Fla.
4/3	W	14-5	Jacksonville	Coral Gables, Fla.	3/18	L	2-5	Southern Illinois	Coral Gables, Fla.
4/5	W	5-3	Buffalo	Coral Gables, Fla.	3/19	W	7-2	Miami (OH)	Coral Gables, Fla.
4/6	L	3-9	USF	Tampa, Fla.	3/20	W	9-4	Southern Illinois	Coral Gables, Fla.
4/7	W	3-2	USF	Tampa, Fla.	3/21	W	7-1	Bowling Green	Coral Gables, Fla.
4/8	W	8-3	Buffalo	Coral Gables, Fla.	3/22	W	8-1	Southern Illinois	Coral Gables, Fla.
4/8	W	10-4	Howard	Coral Gables, Fla.	3/25	W	11-2	Delaware	Coral Gables, Fla.
4/9	W	10-7	Buffalo	Coral Gables, Fla.	3/26	W	11-4	Florida A&M	Coral Gables, Fla.
4/10	W	3-0	Buffalo	Coral Gables, Fla.	3/27	W	20-1	Florida A&M (7)	Coral Gables, Fla.
4/11	L	2-9	Florida State	Tallahassee, Fla.	3/28	W	8-3	Bowling Green	Coral Gables, Fla.
4/12	L	2-3	Florida State (11)	Tallahassee, Fla.	3/29	W	8-5	Jacksonville	Coral Gables, Fla.
4/13	W	1-0	Florida A&M (11)	Tallahassee, Fla.	3/30	W	12-5	Jacksonville	Coral Gables, Fla.
4/13	L	0-5	Florida A&M	Tallahassee, Fla.	3/31	W	14-2	Jacksonville	Coral Gables, Fla.
4/14	W	5-3	Buffalo	Coral Gables, Fla.	4/2	W	9-0	South Carolina	Coral Gables, Fla.
4/15	W	10-0	Buffalo	Coral Gables, Fla.	4/3	W	5-0	South Carolina	Coral Gables, Fla.
4/18	W	10-1	Biscayne	Coral Gables, Fla.	4/4	L	5-15	South Carolina	Coral Gables, Fla.
4/20	W	12-3	Stetson	DeLand, Fla.	4/5	L	1-8	South Carolina	Coral Gables, Fla.
4/20	W	4-0	Stetson	DeLand, Fla.	4/8	W	10-2	FIU	Miami, Fla.
4/21	W	14-10	Stetson	DeLand, Fla.	4/11	W	8-1	Texas A&M	College Station, Texas
4/24	W	5-1	Biscayne	Coral Gables, Fla.	4/12	W	4-1	Texas A&M (7)	College Station, Texas
4/27	W	10-3	USF	Coral Gables, Fla.	4/15	W	7-4	Biscayne	Coral Gables, Fla.
4/28	W	14-7	USF	Coral Gables, Fla.	4/16	W	2-1	Biscayne	Coral Gables, Fla.
5/10	W	9-0	South Carolina	Columbia, S.C.	4/18	W	6-4	USF	Coral Gables, Fla.
5/11	W	9-0	South Carolina (F)	Columbia, S.C.	4/19	W	9-4	Biscayne	Coral Gables, Fla.
5/13	W	3-1	South Carolina	Columbia, S.C.	4/22	L	4-6	FIU	Coral Gables, Fla.
5/14	W	6-1	South Carolina	Columbia, S.C.	4/25	W	17-6	Stetson	Coral Gables, Fla.
5/18+	W	3-1	The Citadel (16)	Coral Gables, Fla.	4/26	W	11-4	Stetson	Coral Gables, Fla.
5/19+	W	2-1	Clemson	Coral Gables, Fla.	4/27	W	3-2	Stetson (10)	Coral Gables, Fla.
5/20+	W	4-1	Clemson	Coral Gables, Fla.	4/29	W	13-6	FIU	Coral Gables, Fla.
6/1#	L	1-5	Arizona	Omaha, Neb.	4/30	W	15-0	Biscayne	Coral Gables, Fla.
6/2#	L	3-9	Pepperdine	Omaha, Neb.	5/3	W	10-6	Florida State	Tallahassee, Fla.
					5/4	L	5-7	Florida State	Tallahassee, Fla.
					5/5	W	7-5	Florida State	Tallahassee, Fla.
					5/6	L	3-4	Florida A&M (10)	Tallahassee, Fla.
					5/7	W	13-6	Florida A&M	Tallahassee, Fla.
					5/8	W	9-2	Mercer	Macon, Ga.
					5/9	W	8-2	Mercer	Macon, Ga.
					5/10	W	4-3	Mercer	Macon, Ga.

## 1980

### COLLEGE WORLD SERIES

2/9	W	9-1	Lamar	Coral Gables, Fla.
2/10	W	11-5	Lamar	Coral Gables, Fla.

## 59-12 (.831)

# HURRICANES BASEBALL HISTORY

5/25+	W	15-6	South Alabama	Coral Gables, Fla.	4/29	W	1-2	St. Leo	Coral Gables, Fla.
5/26+	W	10-3	James Madison	Coral Gables, Fla.	4/30	W	8-1	St. Leo	Coral Gables, Fla.
5/27+	W	10-1	Delaware	Coral Gables, Fla.	5/2	W	3-2	Florida State	Tallahassee, Fla.
5/31#	W	13-5	Clemson	Omaha, Neb.	5/3	L	4-5	Florida State	Tallahassee, Fla.
6/2#	W	3-2	Michigan	Omaha, Neb.	5/4	W	4-3	Florida State	Tallahassee, Fla.
6/3#	L	3-9	Hawaii	Omaha, Neb.	5/5	L	1-2	Florida A&M	Tallahassee, Fla.
6/4#	L	3-4	California	Omaha, Neb.	5/5	W	3-2	Florida A&M (11)	Tallahassee, Fla.

## 1981

61-10 (.859)

### COLLEGE WORLD SERIES

2/6	W	7-6	USC	Coral Gables, Fla.	5/13	W	3-0	South Alabama	Mobile, Ala.
2/7	W	6-3	USC	Coral Gables, Fla.	5/14	W	4-1	South Alabama	Mobile, Ala.
2/8	W	10-9	Southern Calif. (13)	Coral Gables, Fla.	5/15	W	5-2	South Alabama	Mobile, Ala.
2/20	W	8-5	Florida	Coral Gables, Fla.	5/21+	W	12-0	Minnesota	Coral Gables, Fla.
2/21	W	2-0	Florida	Coral Gables, Fla.	5/22+	W	2-0	Middle Tennessee	Coral Gables, Fla.
2/25	W	5-3	Biscayne	Coral Gables, Fla.	5/23+	W	14-6	Florida State	Coral Gables, Fla.
2/28	W	13-2	USF	Coral Gables, Fla.	5/24+	W	8-6	Florida	Coral Gables, Fla.
3/1	W	9-2	USF	Coral Gables, Fla.	5/31#	W	6-1	Maine	Omaha, Neb.
3/1	W	17-3	USF	Coral Gables, Fla.	6/3#	L	6-12	Oklahoma State	Omaha, Neb.
3/2	W	14-4	St. Joseph's	Coral Gables, Fla.	6/4#	L	4-5	Texas	Omaha, Neb.
3/3	W	11-0	St. Joseph's	Coral Gables, Fla.					
3/4	W	15-7	St. Joseph's	Coral Gables, Fla.					
3/6	W	4-3	Florida State (10)	Coral Gables, Fla.					
3/7	W	10-8	Florida State	Coral Gables, Fla.					
3/8	W	19-4	Florida State	Coral Gables, Fla.					
3/9	W	6-3	George Washington	Coral Gables, Fla.					
3/10	W	2-0	Indiana State	Coral Gables, Fla.					
3/11	W	16-1	Indiana State	Coral Gables, Fla.					
3/12	W	9-4	Indiana State	Coral Gables, Fla.					
3/13	W	5-0	Southern Illinois	Coral Gables, Fla.					
3/14	W	6-4	Southern Illinois	Coral Gables, Fla.					
3/16	L	1-4	Miami (OH)	Coral Gables, Fla.					
3/17	W	11-4	Maine	Coral Gables, Fla.					
3/18	W	11-5	Southern Illinois	Coral Gables, Fla.					
3/19	W	6-0	Miami (OH)	Coral Gables, Fla.					
3/20	W	15-10	Maine	Coral Gables, Fla.					
3/21	W	7-4	Southern Illinois	Coral Gables, Fla.					
3/22	W	15-9	Maine	Coral Gables, Fla.					
3/23	W	12-0	Bowling Green	Coral Gables, Fla.					
3/24	W	3-2	Michigan (10)	Coral Gables, Fla.					
3/25	W	3-2	Maine	Coral Gables, Fla.					
3/27	W	12-3	Michigan	Coral Gables, Fla.					
3/28	W	10-3	Michigan	Coral Gables, Fla.					
3/29	W	8-1	Bowling Green	Coral Gables, Fla.					
4/3	W	1-0	Jacksonville	Coral Gables, Fla.					
4/4	W	4-0	Jacksonville	Coral Gables, Fla.					
4/4	W	9-6	Jacksonville	Coral Gables, Fla.					
4/5	W	21-3	Florida A&M	Coral Gables, Fla.					
4/6*	L	2-16	Baltimore Orioles	Coral Gables, Fla.					
4/8	W	6-5	Stetson	DeLand, Fla.					
4/8	W	5-3	Stetson	DeLand, Fla.					
4/9	L	3-9	Stetson	DeLand, Fla.					
4/11	L	3-4	USF	Tampa, Fla.					
4/11	W	6-5	USF	Tampa, Fla.					
4/12	W	7-2	USF	Tampa, Fla.					
4/13	W	7-2	Eckerd	Coral Gables, Fla.					
4/14	L	9-10	Eckerd	Coral Gables, Fla.					
4/17	W	4-2	FIU	Coral Gables, Fla.					
4/22	W	5-3	Biscayne	Coral Gables, Fla.					
4/24	W	8-7	FIU	Coral Gables, Fla.					
4/28	L	2-4	Biscayne	Coral Gables, Fla.					

## NATIONAL CHAMPIONS

### 1982

55-17-1 (.753)

### COLLEGE WORLD SERIES

2/5	W	10-2	California	Coral Gables, Fla.
2/6	W	8-1	California	Coral Gables, Fla.
2/7	W	10-4	California	Coral Gables, Fla.
2/11	W	3-1	Seton Hall	Coral Gables, Fla.
2/12	L	13-14	Seton Hall	Coral Gables, Fla.
2/13	W	7-3	Florida	Coral Gables, Fla.
2/14	W	6-2	Florida	Coral Gables, Fla.
2/15	W	7-2	Seton Hall	Coral Gables, Fla.
2/18	W	7-1	Biscayne	Coral Gables, Fla.
2/19	W	17-4	North Carolina	Coral Gables, Fla.
2/20	L	5-6	North Carolina	Coral Gables, Fla.
2/21	W	14-4	North Carolina	Coral Gables, Fla.
2/22	W	15-8	Mercer	Coral Gables, Fla.
2/23	W	10-2	Mercer	Coral Gables, Fla.
2/24	W	9-0	Mercer (F)	Coral Gables, Fla.
2/26	W	9-6	New Orleans	Coral Gables, Fla.
2/27	L	4-5	New Orleans	Coral Gables, Fla.
2/28	L	6-10	New Orleans	Coral Gables, Fla.
3/3	L	6-10	FIU	Coral Gables, Fla.
3/5	W	18-4	Florida Atlantic	Coral Gables, Fla.
3/6	W	14-6	USF	Tampa, Fla.
3/9	W	13-1	Biscayne	Coral Gables, Fla.
3/10*	W	7-6	Baltimore Orioles	Coral Gables, Fla.
3/12	W	2-1	South Carolina	Coral Gables, Fla.
3/13	W	4-3	South Carolina (12)	Coral Gables, Fla.
3/14	W	8-6	South Carolina	Coral Gables, Fla.
3/15	W	4-3	South Carolina	Coral Gables, Fla.
3/16	W	12-0	George Washington	Coral Gables, Fla.
3/17	W	10-4	Lewis	Coral Gables, Fla.
3/18	W	16-2	George Washington	Coral Gables, Fla.
3/19	W	15-2	Bowling Green	Coral Gables, Fla.
3/20	W	9-2	Lewis	Coral Gables, Fla.
3/21	W	17-7	William Patterson	Coral Gables, Fla.
3/22	W	14-1	Bowling Green	Coral Gables, Fla.

# HURRICANES BASEBALL HISTORY

3/23*	L	4-12	Montreal Expos	West Palm Beach, Fla.	2/23	W	10-4	Georgia Tech	Coral Gables, Fla.
3/24	W	12-0	Bowling Green	Coral Gables, Fla.	2/25	W	9-0	Florida State	Coral Gables, Fla.
3/26	W	6-5	Florida State (10)	Tallahassee, Fla.	2/26	W	4-2	Florida State	Coral Gables, Fla.
3/27	L	3-5	Florida State	Tallahassee, Fla.	2/28	W	11-10	Mercer	Coral Gables, Fla.
3/28	L	3-9	Florida State	Tallahassee, Fla.	3/1	W	13-6	Mercer	Coral Gables, Fla.
3/30*	L	0-7	Montreal Expos	Coral Gables, Fla.	3/2	W	7-4	Mercer	Coral Gables, Fla.
3/31	L	1-2	FIU	Coral Gables, Fla.	3/3	W	8-4	FIU	Miami, Fla.
4/1	L	9-11	Eckerd (11)	Coral Gables, Fla.	3/4	W	6-1	USF	Tampa, Fla.
4/2	W	5-4	USF	Coral Gables, Fla.	3/5	W	2-1	USF	Tampa, Fla.
4/3	W	15-5	USF	Coral Gables, Fla.	3/6	W	11-5	USF	Tampa, Fla.
4/4	W	13-12	FIU (13)	Miami, Fla.	3/8	L	3-5	Florida	Gainesville, Fla.
4/6*	W	15-6	Miami Marlins	Coral Gables, Fla.	3/9	W	3-2	Florida	Gainesville, Fla.
4/7*	W	6-3	Miami Marlins	Coral Gables, Fla.	3/11	W	5-1	Texas A&M	Coral Gables, Fla.
4/8	W	3-2	Stetson	Coral Gables, Fla.	3/12	W	12-3	Southern Illinois	Coral Gables, Fla.
4/9	W	14-7	Stetson	Coral Gables, Fla.	3/13*	L	0-4	Atlanta Braves	Coral Gables, Fla.
4/10	L	2-4	Stetson	Coral Gables, Fla.	3/14	W	16-4	Texas A&M	Coral Gables, Fla.
4/11	L	0-5	FIU	Miami, Fla.	3/15	W	14-5	Maine	Coral Gables, Fla.
4/14	W	11-3	South Carolina	Columbia, S.C.	3/17	L	7-13	Southern Illinois	Coral Gables, Fla.
4/15	W	12-8	South Carolina	Columbia, S.C.	3/18	W	7-5	Maine	Coral Gables, Fla.
4/16	L	2-6	South Carolina	Columbia, S.C.	3/19	W	9-0	Southern Illinois	Coral Gables, Fla.
4/17	W	19-3	South Carolina (8)	Columbia, S.C.	3/19	W	7-3	Southern Illinois	Coral Gables, Fla.
4/18	L	2-6	Florida	Gainesville, Fla.	3/20	W	7-3	Maine	Coral Gables, Fla.
4/19	W	8-7	Florida (11)	Gainesville, Fla.	3/21	W	11-2	Montclair State	Coral Gables, Fla.
4/22	W	7-2	South Alabama	Coral Gables, Fla.	3/22	W	6-1	Maine	Coral Gables, Fla.
4/30	W	6-2	FIU	Coral Gables	3/23	W	5-3	Illinois-Chicago	Coral Gables, Fla.
5/6	W	4-3	Florida Atlantic	Coral Gables, Fla.	3/24	W	17-3	Illinois-Chicago	Coral Gables, Fla.
5/7	W	11-5	Florida State	Coral Gables, Fla.	3/25	W	10-7	USF	Coral Gables, Fla.
5/8	L	2-9	Florida State	Coral Gables, Fla.	3/26	W	8-2	USF	Coral Gables, Fla.
5/9	T	7-7	Florida State (5)	Coral Gables, Fla.	3/27	W	6-5	USF	Coral Gables, Fla.
5/11	L	5-6	Georgia Southern (11)	Statesboro, Ga.	3/29	W	8-5	Biscayne	Coral Gables, Fla.
5/12	W	14-5	Georgia Southern	Statesboro, Ga.	3/30	W	8-4	St. Leo	Coral Gables, Fla.
5/14	W	10-7	Georgia Tech	Atlanta, Ga.	3/31*	L	7-14	Baltimore Orioles	Coral Gables, Fla.
5/15	W	13-3	Georgia Tech	Atlanta, Ga.	4/5	L	4-5	Stetson	DeLand, Fla.
5/21	W	8-6	Arizona State	Tempe, Ariz.	4/5	W	15-8	Stetson	DeLand, Fla.
5/22	L	1-3	Arizona State	Tempe, Ariz.	4/6	W	14-6	Stetson	DeLand, Fla.
5/23	L	7-8	Arizona State	Tempe, Ariz.	4/12	W	8-6	FIU	Coral Gables, Fla.
5/29+	W	18-2	Stetson	Coral Gables, Fla.	4/13	W	13-5	Florida Atlantic	Coral Gables, Fla.
5/29+	W	9-4	USF	Coral Gables, Fla.	4/15	L	5-6	Florida State	Tallahassee, Fla.
5/30+	W	15-3	Stetson	Coral Gables, Fla.	4/16	L	3-4	Florida State	Tallahassee, Fla.
6/4#	W	7-2	Maine	Omaha, Neb.	4/17	L	0-5	Florida State	Tallahassee, Fla.
6/7#	W	4-3	Wichita State	Omaha, Neb.	4/19	W	7-2	FIU	Coral Gables, Fla.
6/10#	W	2-1	Texas	Omaha, Neb.	4/20	W	5-3	Biscayne	Coral Gables, Fla.
6/11#	W	10-4	Maine	Omaha, Neb.	4/21	W	4-2	Florida Atlantic	Pompano Beach, Fla.
6/12#	W	9-3	Wichita State	Omaha, Neb.	4/22	W	4-1	Stetson	Coral Gables, Fla.
					4/23	W	12-9	Stetson	Coral Gables, Fla.
					4/26	W	8-4	FIU	Miami, Fla.
					4/27	W	6-2	Florida Atlantic	Coral Gables, Fla.
					4/28	W	11-5	New Orleans	Coral Gables, Fla.
					4/29	L	0-2	New Orleans	Coral Gables, Fla.
					4/30	W	9-5	New Orleans	Coral Gables, Fla.
					5/1	W	5-4	New Orleans	Coral Gables, Fla.
					5/3	W	4-0	Biscayne	Coral Gables, Fla.
					5/4	W	16-5	FIU	Coral Gables, Fla.
					5/6	L	0-10	South Alabama	Mobile, Ala.
					5/7	L	1-2	South Alabama (6)	Mobile, Ala.
					5/8	W	7-3	South Alabama	Mobile, Ala.
					5/10	L	2-3	New Orleans	New Orleans, La.
					5/11	W	6-5	New Orleans	New Orleans, La.
					5/13	L	3-4	South Carolina	Coral Gables, Fla.
					5/14	W	6-5	South Carolina (10)	Coral Gables, Fla.
					5/15	W	9-7	South Carolina	Coral Gables, Fla.
					5/17	W	27-10	Ft. Lauderdale College	Coral Gables, Fla.

## 1983

61-21 (.744)

### NCAA TOURNAMENT

2/4	L	3-4	Arizona State	Coral Gables, Fla.
2/5	W	16-5	Arizona State	Coral Gables, Fla.
2/6	W	13-5	Arizona State	Coral Gables, Fla.
2/9	L	8-9	Florida Atlantic	Coral Gables, Fla.
2/11	W	12-8	Wichita State	Coral Gables, Fla.
2/14	L	3-5	Wichita State	Coral Gables, Fla.
2/14	L	3-5	Wichita State	Coral Gables, Fla.
2/15	W	12-3	Bethune-Cookman	Coral Gables, Fla.
2/17	W	11-4	Seton Hall	Coral Gables, Fla.
2/18	W	8-4	Seton Hall	Coral Gables, Fla.
2/20	W	5-1	Florida	Coral Gables, Fla.
2/20	L	1-4	Florida	Coral Gables, Fla.
2/21	L	1-4	Georgia Tech	Coral Gables, Fla.
2/22	W	10-7	Georgia Tech	Coral Gables, Fla.



# HURRICANES BASEBALL HISTORY

5/18	W	6-1	Ft. Lauderdale College	Coral Gables, Fla.	4/13	L	2-3	Florida State	Tallahassee, Fla.
5/20	L	3-6	Cal State Fullerton	Fullerton, Calif.	4/14	W	4-3	Florida State	Tallahassee, Fla.
5/21	W	3-0	Cal State Fullerton	Fullerton, Calif.	4/15	L	4-5	Florida State (1)	Tallahassee, Fla.
5/22	L	3-4	Cal State Fullerton	Fullerton, Calif.	4/17	L	7-8	Florida Atlantic	Coral Gables, Fla.
5/27+	L	4-6	Alabama	Tallahassee, Fla.	4/20	W	14-0	LSU	Coral Gables, Fla.
5/28+	W	14-5	South Alabama	Tallahassee, Fla.	4/21	W	6-5	LSU	Coral Gables, Fla.
5/29+	W	10-5	Florida State	Tallahassee, Fla.	4/22	L	9-10	LSU	Coral Gables, Fla.
5/29+	L	9-11	Alabama	Tallahassee, Fla.	4/24	W	6-5	Florida Atlantic	Coral Gables, Fla.

## 1984

48-28 (.632)

### COLLEGE WORLD SERIES

2/3	L	7-9	Florida	Coral Gables, Fla.
2/4	W	10-4	Florida State	Coral Gables, Fla.
2/5	L	4-6	USF	Coral Gables, Fla.
2/7	L	10-11	Florida Atlantic	Coral Gables, Fla.
2/10	W	6-5	UCLA	Coral Gables, Fla.
2/11	W	7-6	UCLA	Coral Gables, Fla.
2/12	W	7-6	UCLA	Coral Gables, Fla.
2/14	W	17-1	Bethune-Cookman	Coral Gables, Fla.
2/15*	W	10-0	Italian Olympic	Coral Gables, Fla.
2/16	L	2-5	Seton Hall	Coral Gables, Fla.
2/17	W	9-1	Florida	Coral Gables, Fla.
2/18	L	3-10	Florida	Coral Gables, Fla.
2/19	W	15-2	Seton Hall	Coral Gables, Fla.
2/23	W	14-4	Colorado State	Coral Gables, Fla.
2/24	W	7-0	Florida State	Coral Gables, Fla.
2/25	W	14-5	Florida State	Coral Gables, Fla.
2/26	L	6-7	Florida State	Coral Gables, Fla.
3/1	W	2-0	New Orleans	Coral Gables, Fla.
3/2	L	2-5	New Orleans	Coral Gables, Fla.
3/3	L	9-15	New Orleans	Coral Gables, Fla.
3/4	W	9-3	New Orleans	Coral Gables, Fla.
3/6	L	7-8	USF	Tampa, Fla.
3/6	L	1-2	USF	Tampa, Fla.
3/7	L	11-18	USF	Tampa, Fla.
3/9	L	9-14	South Carolina	Coral Gables, Fla.
3/10	W	6-3	South Carolina	Coral Gables, Fla.
3/11	W	13-11	South Carolina	Coral Gables, Fla.
3/13*	L	2-12	Baltimore Orioles	Coral Gables, Fla.
3/14	W	4-3	Southern Illinois	Coral Gables, Fla.
3/15	W	17-0	George Washington	Coral Gables, Fla.
3/16	W	10-7	Southern Illinois	Coral Gables, Fla.
3/17	W	11-7	Southern Illinois	Coral Gables, Fla.
3/18	W	11-4	Rutgers	Coral Gables, Fla.
3/19	W	17-0	Fordham	Coral Gables, Fla.
3/20*	L	5-13	Atlanta Braves	Coral Gables, Fla.
3/21	W	9-7	Michigan State	Coral Gables, Fla.
3/22	W	11-4	Fordham	Coral Gables, Fla.
3/23	W	5-3	Michigan State	Coral Gables, Fla.
3/24	L	4-9	Tulane	Coral Gables, Fla.
3/25	W	8-6	Cornell	Coral Gables, Fla.
3/28	W	8-6	Florida	Gainesville, Fla.
3/28	L	6-7	Florida (8)	Gainesville, Fla.
3/30	W	11-2	USF	Coral Gables, Fla.
3/31	W	20-3	USF	Coral Gables, Fla.
4/1	L	13-16	USF	Coral Gables, Fla.
4/6	L	7-8	Alabama	Coral Gables, Fla.
4/7	L	1-7	Alabama	Coral Gables, Fla.
4/8	W	8-3	Alabama	Coral Gables, Fla.
4/10	W	6-2	FIU	Coral Gables, Fla.
4/11	W	8-5	FIU	Miami, Fla.
4/13	L	2-3	Florida State	Tallahassee, Fla.
4/14	W	4-3	Florida State	Tallahassee, Fla.
4/15	L	4-5	Florida State (1)	Tallahassee, Fla.
4/17	L	7-8	Florida Atlantic	Coral Gables, Fla.
4/20	W	14-0	LSU	Coral Gables, Fla.
4/21	W	6-5	LSU	Coral Gables, Fla.
4/22	L	9-10	LSU	Coral Gables, Fla.
4/24	W	6-5	Florida Atlantic	Coral Gables, Fla.
4/26	W	7-3	Stetson	Coral Gables, Fla.
4/27	W	11-1	Stetson	Coral Gables, Fla.
4/28	W	5-4	Stetson	Coral Gables, Fla.
5/6	L	1-3	Maine	Orono, Maine
5/6	L	0-5	Maine	Orono, Maine
5/9	W	5-0	FIU	Miami, Fla.
5/11	W	5-2	FIU	Coral Gables, Fla.
5/12	W	8-3	FIU	Coral Gables, Fla.
5/14	W	13-4	Oral Roberts	Tulsa, Okla.
5/15	L	3-4	Oral Roberts	Tulsa, Okla.
5/17	L	7-8	Wichita State (1)	Wichita, Kan.
5/18	W	14-4	Wichita State	Wichita, Kan.
5/19	W	5-4	Wichita State	Wichita, Kan.
5/24+	W	6-5	Florida	Tallahassee, Fla.
5/26+	W	13-8	Stetson	Tallahassee, Fla.
5/26+	W	6-4	East Carolina	Tallahassee, Fla.
5/27+	L	4-6	South Alabama	Tallahassee, Fla.
5/28+	W	10-2	South Alabama	Tallahassee, Fla.
6/2#	L	6-9	Arizona State	Omaha, Neb.
6/3#	W	13-7	Maine	Omaha, Neb.
6/6#	L	5-13	Cal State Fullerton	Omaha, Neb.

## NATIONAL CHAMPIONS

### 1985

64-16 (.800)

### COLLEGE WORLD SERIES

2/1	W	14-5	South Alabama	Coral Gables, Fla.
2/2	W	12-9	South Alabama	Coral Gables, Fla.
2/3	L	5-7	South Alabama	Coral Gables, Fla.
2/5	L	3-4	USF	Tampa, Fla.
2/9	W	5-2	Arkansas	Coral Gables, Fla.
2/9	W	2-1	Arkansas	Coral Gables, Fla.
2/10	W	4-0	Arkansas	Coral Gables, Fla.
2/12	W	14-7	Armstrong State	Coral Gables, Fla.
2/13	W	15-3	Armstrong State	Coral Gables, Fla.
2/15	W	5-2	Florida	Coral Gables, Fla.
2/16	L	2-4	Florida	Coral Gables, Fla.
2/17	W	5-2	Florida	Coral Gables, Fla.
2/18	W	9-4	Seton Hall	Coral Gables, Fla.
2/20	L	1-4	St. Thomas	Coral Gables, Fla.
2/22	L	2-5	Florida State	Coral Gables, Fla.
2/23	W	15-4	Florida State	Coral Gables, Fla.
2/24	W	6-5	Florida State (10)	Coral Gables, Fla.
2/27	W	17-4	Tampa	Coral Gables, Fla.
2/28	W	8-6	New Orleans	Coral Gables, Fla.
3/1	W	10-0	New Orleans	Coral Gables, Fla.
3/2	W	8-3	New Orleans	Coral Gables, Fla.
3/3	W	5-3	New Orleans	Coral Gables, Fla.
3/5	W	7-3	Rice	Coral Gables, Fla.
3/6	W	11-3	Rice	Coral Gables, Fla.
3/8	W	10-1	Maine	Coral Gables, Fla.
3/9	W	9-3	Maine	Coral Gables, Fla.
3/10	W	3-2	James Madison	Coral Gables, Fla.

# HURRICANES BASEBALL HISTORY

3/12	W	6-5	Creighton	Coral Gables, Fla.	2/15	W	7-6	Florida (10)	Coral Gables, Fla.
3/13	W	14-7	Creighton	Coral Gables, Fla.	2/16	W	5-1	Seton Hall	Coral Gables, Fla.
3/14	W	12-4	Southern Illinois	Coral Gables, Fla.	2/17	W	5-0	Seton Hall	Coral Gables, Fla.
3/15	W	2-0	Southern Illinois	Coral Gables, Fla.	2/21	L	4-12	USF	Coral Gables, Fla.
3/16	W	7-6	Southern Illinois	Coral Gables, Fla.	2/22	W	24-2	USF	Coral Gables, Fla.
3/17	W	9-3	Rutgers (7)	Coral Gables, Fla.	2/25	W	6-0	FIU	Coral Gables, Fla.
3/18	W	14-2	Mercer	Coral Gables, Fla.	2/27	W	5-3	FIU (11)	Miami, Fla.
3/19	W	11-3	Michigan State	Coral Gables, Fla.	2/28	W	5-4	Florida Southern	Coral Gables, Fla.
3/20	W	5-3	Maine	Coral Gables, Fla.	3/1	W	9-7	Florida Southern	Coral Gables, Fla.
3/22	W	18-5	Michigan State (7)	Coral Gables, Fla.	3/4	L	9-10	St. Thomas	Coral Gables, Fla.
3/23	W	5-1	Mercer	Coral Gables, Fla.	3/7	W	7-6	Maine	Coral Gables, Fla.
3/23	W	9-4	Maine	Coral Gables, Fla.	3/8	W	4-1	Southern Illinois	Coral Gables, Fla.
3/24	L	2-3	Maine (10)	Coral Gables, Fla.	3/11	W	6-5	Florida	Gainesville, Fla.
3/27	W	6-3	Michigan State	Coral Gables, Fla.	3/12	W	9-7	Florida	Gainesville, Fla.
3/29	W	5-1	Michigan State	Coral Gables, Fla.	3/14	W	5-2	Southern Illinois	Coral Gables, Fla.
3/30	L	6-7	Michigan State	Coral Gables, Fla.	3/16	W	2-1	Creighton	Coral Gables, Fla.
4/3	W	6-2	Florida Atlantic	Coral Gables, Fla.	3/17	W	2-1	Maine	Coral Gables, Fla.
4/5	W	11-1	Southern Calif. (7)	Oklahoma City, Okla.	3/18	W	7-6	Rutgers	Coral Gables, Fla.
4/6	L	1-7	Oklahoma	Oklahoma City, Okla.	3/19	W	9-3	Maine	Coral Gables, Fla.
4/6	W	6-3	Cal State Fullerton	Oklahoma City, Okla.	3/22	W	6-2	Maine	Coral Gables, Fla.
4/7	W	8-6	USC	Oklahoma City, Okla.	3/23	L	6-8	Maine	Coral Gables, Fla.
4/9	W	12-1	Barry	Coral Gables, Fla.	3/27	L	2-3	Michigan State	Coral Gables, Fla.
4/10	W	6-3	FIU	Coral Gables, Fla.	3/28	W	7-3	Bowling Green	Coral Gables, Fla.
4/12	W	3-2	Florida State	Tallahassee, Fla.	3/29	W	3-0	Air Force	Coral Gables, Fla.
4/13	L	5-13	Florida State	Tallahassee, Fla.	3/29	W	12-8	Bowling Green	Coral Gables, Fla.
4/14	W	8-5	Florida State (10)	Tallahassee, Fla.	4/1	W	9-1	Barry	Coral Gables, Fla.
4/16	W	5-0	Barry	Coral Gables, Fla.	4/4	W	10-5	Michigan (7)	Minneapolis, Minn.
4/17	W	4-3	FIU	Miami, Fla.	4/5*	W	8-0	Panama Olympic	Minneapolis, Minn.
4/19	W	11-0	Florida	Gainesville, Fla.	4/5	L	3-7	Minnesota	Minneapolis, Minn.
4/20	W	6-4	Florida	Gainesville, Fla.	4/6	L	5-7	Michigan (10)	Minneapolis, Minn.
4/24	W	11-3	Florida Atlantic	Coral Gables, Fla.	4/8	W	1-0	Alabama (7)	Mobile, Ala.
4/29	W	12-10	Stetson	DeLand, Fla.	4/9	L	4-8	South Alabama	Mobile, Ala.
4/30	L	2-13	Stetson	DeLand, Fla.	4/11	L	1-6	Florida State	Tallahassee, Fla.
4/30	W	4-3	Stetson	DeLand, Fla.	4/12	W	4-3	Florida State	Tallahassee, Fla.
5/3	W	14-10	Alabama	Dothan, Ala.	4/13	L	3-8	Florida State	Tallahassee, Fla.
5/4	L	6-12	Alabama	Tuscaloosa, Ala.	4/16	L	8-9	FIU (13)	Miami, Fla.
5/5	L	7-11	Alabama	Tuscaloosa, Ala.	4/17	W	1-6	Jacksonville	Coral Gables, Fla.
5/11	L	6-7	UCF	Coral Gables, Fla.	4/18	W	10-3	Jacksonville	Coral Gables, Fla.
5/12	W	18-5	UCF	Coral Gables, Fla.	4/19	W	12-1	Jacksonville	Coral Gables, Fla.
5/12	W	28-5	UCF	Coral Gables, Fla.	4/24	W	17-6	Stetson	Coral Gables, Fla.
5/17	W	9-0	USF	Coral Gables, Fla.	4/25	W	12-4	Stetson	Coral Gables, Fla.
5/18	L	1-2	USF	Coral Gables, Fla.	4/26	W	9-1	Stetson	Coral Gables, Fla.
5/19	W	8-3	USF	Coral Gables, Fla.	4/29	W	6-3	Florida Atlantic	Coral Gables, Fla.
5/24+	W	22-6	Princeton	Coral Gables, Fla.	5/2	W	11-10	Florida State	Coral Gables, Fla.
5/26+	W	11-6	Virginia	Coral Gables, Fla.	5/3	L	6-14	Florida State	Coral Gables, Fla.
5/27+	L	1-8	Florida	Coral Gables, Fla.	5/4	W	7-5	Florida State	Coral Gables, Fla.
5/28+	W	12-9	Florida	Coral Gables, Fla.	5/6	W	8-7	Tampa (10)	Coral Gables, Fla.
6/1#	W	17-3	Stanford	Omaha, Neb.	5/9	W	6-5	Clemson	Greenville, S.C.
6/5#	L	4-8	Texas	Omaha, Neb.	5/10	L	4-7	Clemson	Greenville, S.C.
6/6#	W	2-1	Oklahoma State	Omaha, Neb.	5/11	L	5-9	Clemson	Greenville, S.C.
6/8#	W	6-5	Mississippi State	Omaha, Neb.	5/12	W	9-6	Maine	Orono, Maine
6/9#	W	2-1	Texas	Omaha, Neb.	5/13	L	6-9	Maine	Old Orchard, Maine
6/11#	W	10-6	Texas	Omaha, Neb.	5/14	W	9-1	Maine	Old Orchard, Maine
					5/23+	W	10-8	Western Carolina	Coral Gables, Fla.
					5/24+	W	7-5	South Carolina	Coral Gables, Fla.
					5/25+	W	7-6	Georgia Tech (10)	Coral Gables, Fla.
					5/26+	W	15-9	Georgia Tech (10)	Coral Gables, Fla.
					5/31#	W	6-2	Oklahoma State	Omaha, Neb.
					6/3#	L	2-7	Florida State	Omaha, Neb.
					6/5#	W	4-3	LSU	Omaha, Neb.
					6/7#	W	4-3	Arizona	Omaha, Neb.
					6/8#	L	3-4	Florida State	Omaha, Neb.

## 1986

## 50-17 (.746)

### COLLEGE WORLD SERIES

2/8	W	5-3	Texas	Coral Gables, Fla.
2/9	W	10-7	Texas	Coral Gables, Fla.
2/11	L	2-7	USF	Tampa, Fla.
2/12	W	6-5	USF	Tampa, Fla.
2/14	W	7-6	Florida	Coral Gables, Fla.

# HURRICANES BASEBALL HISTORY

1987

35-24-1 (.583)

1988

52-14-1 (.776)

## NCAA TOURNAMENT

2/8	L	6-16	Texas	Austin, Texas
2/9	L	7-8	Texas	Austin, Texas
2/13	L	2-4	USF	Coral Gables, Fla.
2/14	W	10-8	USF	Coral Gables, Fla.
2/15	L	5-11	Seton Hall	Coral Gables, Fla.
2/17	L	1-5	Tampa	Coral Gables, Fla.
2/20	W	7-2	LSU	New Orleans, La.
2/21	L	4-5	New Orleans (10)	New Orleans, La.
2/22	L	3-4	Tulane (11)	New Orleans, La.
2/24	W	8-1	Wake Forest	Coral Gables, Fla.
2/25	W	8-3	Wake Forest	Coral Gables, Fla.
2/27	W	4-2	Florida	Coral Gables, Fla.
2/28	W	12-4	Florida	Coral Gables, Fla.
3/3	W	4-2	USF	Tampa, Fla.
3/4	L	3-7	USF	Tampa, Fla.
3/7	W	1-6	Maine	Coral Gables, Fla.
3/8	L	9-10	Maine	Coral Gables, Fla.
3/9	W	5-1	Georgetown	Coral Gables, Fla.
3/11	W	9-4	Maine	Coral Gables, Fla.
3/13	W	9-4	Southern Illinois	Coral Gables, Fla.
3/14	W	7-0	Southern Illinois	Coral Gables, Fla.
3/15	L	2-5	Creighton	Coral Gables, Fla.
3/16	W	10-9	Creighton	Coral Gables, Fla.
3/17	L	7-12	Rutgers	Coral Gables, Fla.
3/18	W	5-0	Maine	Coral Gables, Fla.
3/20	L	2-8	Clemson	Coral Gables, Fla.
3/21	L	9-11	Clemson	Coral Gables, Fla.
3/22	T	10-10	Clemson	Coral Gables, Fla.
3/23	W	10-4	Maine	Coral Gables, Fla.
3/25	W	6-3	Michigan State	Coral Gables, Fla.
3/27	L	0-5	Arizona	Coral Gables, Fla.
3/28	W	7-3	Arizona	Coral Gables, Fla.
3/29	W	9-8	Arizona	Coral Gables, Fla.
3/31	W	8-2	Stetson	DeLand, Fla.
4/1	W	6-4	Stetson	DeLand, Fla.
4/3	W	7-4	FIU	Coral Gables, Fla.
4/4	W	12-1	FIU	Coral Gables, Fla.
4/5	L	6-7	FIU (12)	Miami, Fla.
4/7	W	6-5	Florida Southern	Coral Gables, Fla.
4/10	L	3-14	Florida State	Tallahassee, Fla.
4/11	W	1-6	Florida State	Tallahassee, Fla.
4/12	W	11-10	Florida State (11)	Tallahassee, Fla.
4/14	W	9-4	New Orleans	Coral Gables, Fla.
4/15	W	7-5	New Orleans	Coral Gables, Fla.
4/17	W	19-9	Florida Atlantic	Coral Gables, Fla.
4/18	W	18-2	Barry	Coral Gables, Fla.
4/21	L	2-3	Florida	Gainesville, Fla.
4/22	L	5-6	Florida	Gainesville, Fla.
4/24	W	4-3	James Madison	Norfolk, Va.
4/28	W	12-3	FIU	Coral Gables, Fla.
5/1	W	4-3	Florida State	Coral Gables, Fla.
5/2	L	4-6	Florida State	Coral Gables, Fla.
5/3	L	6-8	Florida State	Coral Gables, Fla.
5/8	L	3-4	North Carolina	Chapel Hill, N.C.
5/9	W	9-4	North Carolina	Chapel Hill, N.C.
5/10	W	10-2	North Carolina	Chapel Hill, N.C.
5/17	L	3-6	New Orleans	Coral Gables, Fla.
5/18	L	5-6	New Orleans	Coral Gables, Fla.
5/21+	L	6-11	Georgia Southern	Tallahassee, Fla.
5/22+	L	2-5	Florida State	Tallahassee, Fla.

## COLLEGE WORLD SERIES

2/5	W	9-0	Mercer	Coral Gables, Fla.
2/6	W	24-1	Mercer (7)	Coral Gables, Fla.
2/7	W	17-7	Mercer	Coral Gables, Fla.
2/12	W	1-0	USF	Coral Gables, Fla.
2/13	W	4-3	USF	Coral Gables, Fla.
2/14	W	9-4	Seton Hall	Coral Gables, Fla.
2/16	W	4-0	Eckerd	Coral Gables, Fla.
2/17	W	5-0	Barry	Coral Gables, Fla.
2/21	L	2-3	Florida (7)	Gainesville, Fla.
2/21	W	9-7	Florida	Gainesville, Fla.
2/23	W	10-3	Wake Forest	Coral Gables, Fla.
2/24	W	4-2	Wake Forest	Coral Gables, Fla.
2/27	L	5-8	Texas	Coral Gables, Fla.
2/28	W	3-2	Texas	Coral Gables, Fla.
3/1	W	6-2	St. Thomas	Coral Gables, Fla.
3/4	W	13-1	Maine	Coral Gables, Fla.
3/5	W	10-1	Maine	Coral Gables, Fla.
3/6	W	8-7	Purdue	Coral Gables, Fla.
3/8	W	9-2	Navy	Coral Gables, Fla.
3/10	W	8-2	Georgetown	Coral Gables, Fla.
3/11	W	7-6	Southern Illinois	Coral Gables, Fla.
3/12	W	6-5	Southern Illinois	Coral Gables, Fla.
3/13	W	11-2	Creighton	Coral Gables, Fla.
3/14	W	9-4	Creighton	Coral Gables, Fla.
3/17	W	10-5	St. Francis Brooklyn	Coral Gables, Fla.
3/18	L	3-6	Maine	Coral Gables, Fla.
3/20	W	6-5	Maine (10)	Coral Gables, Fla.
3/20	W	3-2	Maine	Coral Gables, Fla.
3/22	W	4-2	Rutgers	Coral Gables, Fla.
3/23	W	8-2	Rutgers	Coral Gables, Fla.
3/24	W	14-6	Air Force	Coral Gables, Fla.
3/25	L	6-7	Michigan State	Coral Gables, Fla.
3/26	L	4-5	Michigan State	Coral Gables, Fla.
3/27	W	10-8	Michigan State (10)	Coral Gables, Fla.
3/30	W	19-1	NcNeese State	Coral Gables, Fla.
4/1	W	11-3	Florida	Coral Gables, Fla.
4/2	W	5-3	Florida	Coral Gables, Fla.
4/5	W	15-2	Niagara	Coral Gables, Fla.
4/6	W	4-2	FIU	Miami, Fla.
4/8	W	8-3	Florida State	Tallahassee, Fla.
4/9	L	8-20	Florida State	Tallahassee, Fla.
4/10	T	5-5	Florida State (8)	Tallahassee, Fla.
4/13	W	12-3	Florida Atlantic	Coral Gables, Fla.
4/15	W	8-2	Tulane	Coral Gables, Fla.
4/16	L	1-4	Tulane	Coral Gables, Fla.
4/18	W	11-4	USF	Tampa, Fla.
4/19	L	8-11	USF	Tampa, Fla.
4/22	W	8-3	FIU	Coral Gables, Fla.
4/23	L	1-2	FIU	Coral Gables, Fla.
4/26	W	8-5	Tampa	Coral Gables, Fla.
4/29	W	9-3	Stanford	Coral Gables, Fla.
4/30	W	7-3	Stanford	Coral Gables, Fla.
5/6	L	5-6	Florida State	Coral Gables, Fla.
5/7	W	9-7	Florida State	Coral Gables, Fla.
5/8	L	3-6	Florida State	Coral Gables, Fla.
5/13	W	8-1	Maine	Orono, Maine
5/14	W	11-3	Maine	Old Orchard, Maine
5/15	L	5-6	Maine (13)	Old Orchard, Maine
5/16	W	13-5	Maine	Orono, Maine
5/20	W	6-4	Stetson	Coral Gables, Fla.

HISTORY & RECORDS

# HURRICANES BASEBALL HISTORY

5/25+	W	4-0	Towson	Coral Gables, Fla.	5/6	W	8-2	Florida State	Coral Gables, Fla.
5/28+	W	18-8	James Madison	Coral Gables, Fla.	5/7	L	4-8	Florida State	Coral Gables, Fla.
5/28+	W	4-2	Georgia Tech	Coral Gables, Fla.	5/9	L	12-13	Tampa	Coral Gables, Fla.
5/29+	W	10-3	South Carolina	Coral Gables, Fla.	5/12	W	12-3	Mercer	Coral Gables, Fla.
6/4#	L	3-6	Cal State Fullerton	Omaha, Neb.	5/13	W	9-4	Mercer	Coral Gables, Fla.
6/6#	W	8-4	Fresno State	Omaha, Neb.	5/14	W	10-3	Mercer	Coral Gables, Fla.
6/7#	L	1-2	Stanford	Omaha, Neb.	5/19	W	7-4	NC State	Chapel Hill, N.C.

## 1989

## 49-18 (.731)

### COLLEGE WORLD SERIES

2/5	W	4-1	UCF	Coral Gables, Fla.
2/6	W	5-1	UCF	Coral Gables, Fla.
2/7	W	15-0	UCF	Coral Gables, Fla.
2/10	W	1-0	USF (12)	Coral Gables, Fla.
2/11	W	9-5	USF	Coral Gables, Fla.
2/17	W	4-1	Tennessee	Coral Gables, Fla.
2/18	L	5-6	Tennessee (11)	Coral Gables, Fla.
2/19	W	11-2	Seton Hall	Coral Gables, Fla.
2/20	L	1-5	Seton Hall	Coral Gables, Fla.
2/25	W	6-5	Texas	Austin, Texas
2/26	L	2-5	Texas	Austin, Texas
2/27	L	5-6	Texas	Austin, Texas
3/1	W	9-1	Barry	Coral Gables, Fla.
3/3	W	5-4	Minnesota	Coral Gables, Fla.
3/4	W	13-4	Minnesota	Coral Gables, Fla.
3/5	W	7-6	Minnesota	Coral Gables, Fla.
3/8	L	2-4	Notre Dame	Coral Gables, Fla.
3/9	W	17-0	Boston University (7)	Coral Gables, Fla.
3/10	W	6-0	Southern Illinois	Coral Gables, Fla.
3/11	W	10-6	Southern Illinois	Coral Gables, Fla.
3/12	W	2-1	Creighton (10)	Coral Gables, Fla.
3/13	W	6-5	Creighton	Coral Gables, Fla.
3/14*	L	0-5	Baltimore Orioles	Coral Gables, Fla.
3/15	W	6-3	Pace	Coral Gables, Fla.
3/17	W	8-1	Maine	Coral Gables, Fla.
3/18	W	2-0	Maine	Coral Gables, Fla.
3/19	L	3-4	Maine	Coral Gables, Fla.
3/21	L	10-13	Florida	Coral Gables, Fla.
3/22	W	4-0	Florida	Coral Gables, Fla.
3/24	W	16-8	Rutgers	Coral Gables, Fla.
3/25	W	7-4	Rutgers	Coral Gables, Fla.
3/27	W	7-5	Michigan State	Coral Gables, Fla.
3/28	W	5-3	Stetson	Coral Gables, Fla.
3/29	L	8-9	Stetson (10)	Coral Gables, Fla.
4/1	L	1-7	Florida	Gainesville, Fla.
4/2	L	2-3	Florida	Gainesville, Fla.
4/7	L	0-3	Florida State	Tallahassee, Fla.
4/8	W	8-1	Florida State	Tallahassee, Fla.
4/9	L	3-11	Florida State	Tallahassee, Fla.
4/14	W	14-0	Florida Atlantic	Coral Gables, Fla.
4/15	W	14-0	Florida Atlantic	Coral Gables, Fla.
4/18	W	9-0	St. Thomas	Coral Gables, Fla.
4/21	W	5-2	FIU	Coral Gables, Fla.
4/22	W	7-2	FIU	Coral Gables, Fla.
4/23	W	9-6	FIU	Miami, Fla.
4/25	W	5-3	Boca Raton	Coral Gables, Fla.
4/28	W	11-5	Clemson	Clemson, S.C.
4/29	W	10-2	Clemson	Clemson, S.C.
4/30	L	4-5	Clemson	Clemson, S.C.
5/2	W	7-6	Eckerd	Coral Gables, Fla.
5/5	W	11-2	Florida State	Coral Gables, Fla.

5/6	W	8-2	Florida State	Coral Gables, Fla.
5/7	L	4-8	Florida State	Coral Gables, Fla.
5/9	L	12-13	Tampa	Coral Gables, Fla.
5/12	W	12-3	Mercer	Coral Gables, Fla.
5/13	W	9-4	Mercer	Coral Gables, Fla.
5/14	W	10-3	Mercer	Coral Gables, Fla.
5/19	W	7-4	NC State	Chapel Hill, N.C.
5/20	W	2-0	Clemson	Chapel Hill, N.C.
5/21	W	11-1	Arizona	Chapel Hill, N.C.
5/25+	W	3-1	Villanova	Gainesville, Fla.
5/26+	L	7-9	Georgia Tech	Gainesville, Fla.
5/27+	W	9-1	Florida	Gainesville, Fla.
5/27+	W	10-1	UCF	Gainesville, Fla.
5/28+	W	4-1	Villanova	Gainesville, Fla.
6/3#	W	5-2	LSU	Omaha, Neb.
6/5#	L	2-12	Texas	Omaha, Neb.
6/6#	L	3-6	LSU	Omaha, Neb.

## 1990

## 52-13 (.800)

### NCAA TOURNAMENT

2/2	W	7-0	Seton Hall	Coral Gables, Fla.
2/3	W	17-3	Seton Hall	Coral Gables, Fla.
2/4	W	8-2	Seton Hall	Coral Gables, Fla.
2/9	W	7-4	USF	Tampa, Fla.
2/10	L	3-4	USF	Tampa, Fla.
2/11	W	4-2	UCF	Orlando, Fla.
2/14	W	7-1	Barry	Coral Gables, Fla.
2/16	W	6-5	Texas	Coral Gables, Fla.
2/17	W	7-1	Texas	Coral Gables, Fla.
2/18	W	7-6	Texas	Coral Gables, Fla.
2/21	W	10-2	St. Francis Brooklyn	Coral Gables, Fla.
2/24	L	4-5	Florida	Coral Gables, Fla.
2/24	W	12-10	Florida	Coral Gables, Fla.
2/25	W	17-1	St. Francis Brooklyn	Coral Gables, Fla.
2/28	W	15-7	Eckerd	Coral Gables, Fla.
3/3	W	6-3	Florida	Gainesville, Fla.
3/4	W	8-2	Florida	Gainesville, Fla.
3/5	W	4-1	Stetson	DeLand, Fla.
3/6	W	5-4	Stetson (11)	DeLand, Fla.
3/9	W	5-1	Southern Illinois	Coral Gables, Fla.
3/10	L	0-1	Southern Illinois	Coral Gables, Fla.
3/11	W	25-1	Boston University	Coral Gables, Fla.
3/13	W	4-0	Davidson	Coral Gables, Fla.
3/15	L	2-3	Davidson	Coral Gables, Fla.
3/16	W	6-2	Rutgers	Coral Gables, Fla.
3/17	W	6-3	Rutgers	Coral Gables, Fla.
3/18	W	12-1	Georgetown	Coral Gables, Fla.
3/20	W	12-2	Washington State	Coral Gables, Fla.
3/21	L	0-3	Washington State	Coral Gables, Fla.
3/22	W	9-2	Clemson	Coral Gables, Fla.
3/23	W	11-5	Clemson	Coral Gables, Fla.
3/24	W	2-1	Clemson	Coral Gables, Fla.
3/28	W	12-1	Northeastern	Coral Gables, Fla.
3/30	W	2-1	Wichita State	Minneapolis, Minn.
3/31	W	3-0	Minnesota (7)	Minneapolis, Minn.
4/1	W	4-3	Stanford (10)	Minneapolis, Minn.
4/3	W	22-0	Bethune-Cookman (7)	Coral Gables, Fla.
4/6	W	3-1	North Florida	Coral Gables, Fla.
4/7	W	13-2	St. Thomas	Coral Gables, Fla.
4/10	W	5-3	New Orleans	Coral Gables, Fla.
4/11	W	4-2	New Orleans	Coral Gables, Fla.



# HURRICANES BASEBALL HISTORY

4/13	L	3-7	Florida State	Tallahassee, Fla.	3/26	W	5-1	Eastern Illinois	Coral Gables, Fla.
4/14	W	8-5	Florida State	Tallahassee, Fla.	3/29	W	9-3	Northeastern	Coral Gables, Fla.
4/15	W	8-3	Florida State	Tallahassee, Fla.	3/30	W	17-4	Northeastern (7)	Coral Gables, Fla.
4/18	W	6-2	St. Thomas	Coral Gables, Fla.	3/30	W	8-1	Northeastern	Coral Gables, Fla.
4/20	W	16-6	FIU	Coral Gables, Fla.	4/5	W	8-7	Florida Atlantic	Coral Gables, Fla.
4/21	W	6-5	FIU	Coral Gables, Fla.	4/6	W	6-3	St. Thomas	Coral Gables, Fla.
4/22	W	7-1	FIU	Miami, Fla.	4/9	W	8-7	North Florida	Coral Gables, Fla.
4/25	W	2-1	Tampa (10)	Coral Gables, Fla.	4/12	L	2-7	Florida State	Tallahassee, Fla.
4/27	W	19-2	Nova Southeastern	Coral Gables, Fla.	4/13	L	4-12	Florida State	Tallahassee, Fla.
4/28	W	11-3	Florida Atlantic	Coral Gables, Fla.	4/14	L	5-8	Florida State	Tallahassee, Fla.
5/4	W	7-3	Florida State	Coral Gables, Fla.	4/17	W	4-3	St. Thomas (12)	Coral Gables, Fla.
5/5	L	2-6	Florida State	Coral Gables, Fla.	4/19	W	6-2	Eastern Kentucky	Coral Gables, Fla.
5/6	L	4-8	Florida State	Coral Gables, Fla.	4/20	W	4-0	Eastern Kentucky	Coral Gables, Fla.
5/11	L	1-4	Maine	Orono, Maine	4/21	L	2-3	Eastern Kentucky	Coral Gables, Fla.
5/12	L	5-9	Maine	Orono, Maine	4/26	L	2-5	FIU	Coral Gables, Fla.
5/14	L	0-4	Maine	Orono, Maine	4/27	W	1-1	FIU	Coral Gables, Fla.
5/14	W	6-4	Maine (7)	Orono, Maine	4/28	W	8-0	FIU	Miami, Fla.
5/18	W	4-3	UCF	Coral Gables, Fla.	5/3	L	2-3	Florida State	Coral Gables, Fla.
5/19	W	9-0	UCF	Coral Gables, Fla.	5/4	L	1-4	Florida State	Coral Gables, Fla.
5/25+	W	4-3	Stetson	Coral Gables, Fla.	5/5	W	8-6	Florida State	Coral Gables, Fla.
5/27+	W	5-2	USF	Coral Gables, Fla.	5/10	W	4-2	Georgia Southern	Coral Gables, Fla.
5/28+	L	2-6	The Citadel	Coral Gables, Fla.	5/11	W	7-0	Georgia Southern	Coral Gables, Fla.
5/28+	W	6-1	NC State	Coral Gables, Fla.	5/12	W	10-5	Georgia Southern	Coral Gables, Fla.
5/29+	L	1-4	The Citadel	Coral Gables, Fla.	5/17	L	5-9	Georgia Tech	Atlanta, Ga.
					5/18	W	10-7	Georgia Tech	Atlanta, Ga.
					5/19	W	7-1	Georgia Tech	Atlanta, Ga.
					5/23+	W	13-1	Portland	Fresno, Calif.
					5/24+	L	6-13	Cal State Northridge	Fresno, Calif.
					5/25+	L	7-15	Stanford	Fresno, Calif.

## 1991

46-17 (.730)

### NCAA TOURNAMENT

2/1	W	9-8	California	Coral Gables, Fla.
2/2	W	6-4	California	Coral Gables, Fla.
2/3	W	13-6	California	Coral Gables, Fla.
2/8	L	2-6	Texas	Austin, Texas
2/9	L	5-7	Texas	Austin, Texas
2/10	W	6-5	Texas	Austin, Texas
2/12	W	6-1	Tampa	Coral Gables, Fla.
2/15	W	8-1	Stetson	Coral Gables, Fla.
2/16	W	2-0	Stetson	Coral Gables, Fla.
2/19	W	6-1	USF	Coral Gables, Fla.
2/20	W	4-3	USF	Coral Gables, Fla.
2/23	W	5-3	Florida	Gainesville, Fla.
2/24	W	8-7	Florida	Gainesville, Fla.
2/26	W	4-2	Florida	Coral Gables, Fla.
2/27	W	9-7	Florida (10)	Coral Gables, Fla.
3/1	L	3-4	LSU	New Orleans, La.
3/2	W	12-3	New Orleans	New Orleans, La.
3/3	L	2-5	Tulane	New Orleans, La.
3/5	W	11-3	NC State	Coral Gables, Fla.
3/6	L	2-4	NC State	Coral Gables, Fla.
3/8	L	1-2	Southern Illinois	Coral Gables, Fla.
3/9	W	12-0	Southern Illinois	Coral Gables, Fla.
3/10	W	17-5	George Washington	Coral Gables, Fla.
3/11	W	5-1	George Washington	Coral Gables, Fla.
3/13	W	2-1	Maine	Coral Gables, Fla.
3/14	W	9-3	Pennsylvania	Coral Gables, Fla.
3/15	W	5-3	Maine	Coral Gables, Fla.
3/16	W	9-0	Maine	Coral Gables, Fla.
3/17	W	7-0	Maine	Coral Gables, Fla.
3/19	W	5-0	Minnesota	Coral Gables, Fla.
3/20	L	0-9	Minnesota	Coral Gables, Fla.
3/22	W	5-2	Rutgers	Coral Gables, Fla.
3/23	W	20-4	Rutgers	Coral Gables, Fla.
3/24	W	10-2	Minnesota	Coral Gables, Fla.

## 1992

55-10 (.846)

### COLLEGE WORLD SERIES

2/7	W	14-2	Seton Hall	Coral Gables, Fla.
2/8	W	25-3	Seton Hall	Coral Gables, Fla.
2/9	W	4-1	Seton Hall	Coral Gables, Fla.
2/13	W	6-1	FIU	Coral Gables, Fla.
2/14	W	22-1	FIU	Coral Gables, Fla.
2/16	W	7-1	FIU	Coral Gables, Fla.
2/19	W	13-4	Barry	Coral Gables, Fla.
2/22	L	3-7	Florida	Gainesville, Fla.
2/23	L	5-8	Florida	Gainesville, Fla.
2/28	L	5-8	Stetson	Coral Gables, Fla.
2/29	W	7-2	Stetson	Coral Gables, Fla.
3/1	W	7-5	Stetson	Coral Gables, Fla.
3/3	W	12-2	Villanova	Coral Gables, Fla.
3/5	W	4-0	Providence	Coral Gables, Fla.
3/6	W	7-1	Florida	Coral Gables, Fla.
3/7	W	6-5	Florida	Coral Gables, Fla.
3/10	L	5-14	Illinois	Coral Gables, Fla.
3/11	W	7-1	Illinois	Coral Gables, Fla.
3/13	W	10-2	Illinois State	Coral Gables, Fla.
3/14	W	3-0	Illinois State	Coral Gables, Fla.
3/15	W	12-0	Pace	Coral Gables, Fla.
3/17	W	10-0	Rutgers	Coral Gables, Fla.
3/19	W	14-7	Rutgers	Coral Gables, Fla.
3/20	W	9-1	Southern Illinois	Coral Gables, Fla.
3/21	W	5-1	Southern Illinois	Coral Gables, Fla.
3/22	W	12-3	Youngstown State	Coral Gables, Fla.
3/27	L	1-2	Notre Dame	Coral Gables, Fla.
3/28	W	1-6	Notre Dame	Coral Gables, Fla.
3/29	W	6-5	Notre Dame (11)	Coral Gables, Fla.

# HURRICANES BASEBALL HISTORY

3/31	W	15-3	USF	Tampa, Fla.	3/12	W	7-1	Florida	Coral Gables, Fla.
4/1	W	8-7	USF	Tampa, Fla.	3/14	L	3-4	Florida (10)	Coral Gables, Fla.
4/5	W	9-1	Rollins	Coral Gables, Fla.	3/16	W	11-4	Rutgers	Coral Gables, Fla.
4/7	W	12-8	Barry	Coral Gables, Fla.	3/18	W	6-2	Southern Illinois	Coral Gables, Fla.
4/10	W	10-6	Florida State	Tallahassee, Fla.	3/19	W	6-5	Maine	Coral Gables, Fla.
4/11	W	6-3	Florida State	Tallahassee, Fla.	3/20	W	11-10	Maine	Coral Gables, Fla.
4/12	W	6-5	Florida State	Tallahassee, Fla.	3/26	W	13-2	Georgia State	Coral Gables, Fla.
4/15	W	3-2	North Florida	Coral Gables, Fla.	3/27	W	9-6	Georgia State	Coral Gables, Fla.
4/17	W	11-1	St. Thomas	Coral Gables, Fla.	3/27	W	19-1	Georgia State	Coral Gables, Fla.
4/18	W	4-3	St. Thomas (12)	Coral Gables, Fla.	3/31	W	11-2	UCF	Coral Gables, Fla.
4/21	W	14-2	Florida Atlantic	Coral Gables, Fla.	4/2	L	0-2	Florida Atlantic	Coral Gables, Fla.
4/24	W	7-3	Florida State	Coral Gables, Fla.	4/3	W	3-0	Florida Atlantic	Coral Gables, Fla.
4/25	W	5-4	Florida State	Coral Gables, Fla.	4/6	W	7-3	FIU	Coral Gables, Fla.
4/26	L	2-3	Florida State	Coral Gables, Fla.	4/9	L	0-7	Florida State	Tallahassee, Fla.
4/28	W	11-1	St. Thomas	Coral Gables, Fla.	4/10	L	1-8	Florida State	Tallahassee, Fla.
4/29	W	12-5	Nova Southeastern	Coral Gables, Fla.	4/11	L	2-6	Florida State	Tallahassee, Fla.
5/1	W	6-1	Texas	Coral Gables, Fla.	4/13	W	9-2	FIU	Coral Gables, Fla.
5/2	W	3-2	Texas	Coral Gables, Fla.	4/16	W	7-6	St. Thomas (15)	Coral Gables, Fla.
5/3	L	3-10	Texas	Coral Gables, Fla.	4/17	W	8-6	St. Thomas	Coral Gables, Fla.
5/8	W	5-1	Maine	Orono, Maine	4/21	W	9-4	Nova Southeastern	Coral Gables, Fla.
5/9	W	8-7	Maine (10)	Orono, Maine	4/23	L	0-1	Florida State	Coral Gables, Fla.
5/10	W	5-1	Maine	Orono, Maine	4/24	W	4-3	Florida State (12)	Coral Gables, Fla.
5/12	W	5-1	Tampa	Coral Gables, Fla.	4/25	W	14-13	Florida State (10)	Coral Gables, Fla.
5/13	W	12-11	Tampa	Coral Gables, Fla.	4/30	W	6-2	Tampa	Coral Gables, Fla.
5/15	W	6-5	Georgia Tech (13)	Coral Gables, Fla.	5/1	W	11-3	Tampa	Coral Gables, Fla.
5/16	W	6-2	Georgia Tech	Coral Gables, Fla.	5/4	W	3-2	Florida Atlantic (13)	Coral Gables, Fla.
5/17	W	4-3	Georgia Tech	Coral Gables, Fla.	5/7	W	6-5	Rice	Coral Gables, Fla.
5/22+	W	3-1	UMBC	Coral Gables, Fla.	5/8	W	13-5	Rice	Coral Gables, Fla.
5/23+	L	3-6	Notre Dame	Coral Gables, Fla.	5/9	L	2-3	Rice	Coral Gables, Fla.
5/24	W	5-4	NC State	Coral Gables, Fla.	5/11	L	3-5	USF	Coral Gables, Fla.
5/24+	W	17-2	South Carolina	Coral Gables, Fla.	5/12	W	11-6	USF	Coral Gables, Fla.
5/25+	W	5-1	Notre Dame	Coral Gables, Fla.	5/14	W	6-1	Fordham	Coral Gables, Fla.
5/29#	W	4-3	California (13)	Omaha, Neb.	5/15	W	8-0	Fordham	Coral Gables, Fla.
5/31#	W	4-3	Cal State Fullerton	Omaha, Neb.	5/21	L	7-14	NC State	Chapel Hill, N.C.
6/2#	L	5-7	Cal State Fullerton	Omaha, Neb.	5/22	L	1-3	North Carolina	Chapel Hill, N.C.
6/5#	L	1-8	Cal State Fullerton	Omaha, Neb.	5/23	L	4-5	Wake Forest	Chapel Hill, N.C.
					5/27+	L	3-7	South Alabama	Baton Rouge, La.
					5/28+	L	5-10	Western Carolina	Baton Rouge, La.

## BRAD KELLEY

1993

1993

36-22 (.621)

### NCAA TOURNAMENT

2/5	L	6-17	Texas	Austin, Texas
2/6	L	6-7	Texas	Austin, Texas
2/7	L	11-12	Texas (10)	Austin, Texas
2/12	W	8-2	Illinois	Coral Gables, Fla.
2/13	W	4-3	Illinois (13)	Coral Gables, Fla.
2/14	L	4-6	Illinois	Coral Gables, Fla.
2/17	W	4-3	FIU	Coral Gables, Fla.
2/19	W	7-3	Long Beach State	Coral Gables, Fla.
2/20	L	2-4	Long Beach State	Coral Gables, Fla.
2/21	L	8-10	Long Beach State	Coral Gables, Fla.
2/24	W	4-3	Michigan	Coral Gables, Fla.
2/25	W	8-1	Michigan	Coral Gables, Fla.
2/27	L	2-3	Florida	Gainesville, Fla.
2/28	L	7-9	Florida	Gainesville, Fla.
3/1	W	6-4	Stetson	DeLand, Fla.
3/2	W	19-3	Stetson	DeLand, Fla.
3/5	W	7-5	Jacksonville	Coral Gables, Fla.
3/6	L	2-4	Jacksonville	Coral Gables, Fla.
3/7	W	8-6	Jacksonville	Coral Gables, Fla.
3/10	W	9-5	Georgetown	Coral Gables, Fla.

## JIM MORRIS

1994-present

1994

49-14 (.778)

### COLLEGE WORLD SERIES

2/2	W	8-0	Barry	Coral Gables, Fla.
2/4	W	6-0	Tennessee	Coral Gables, Fla.
2/5	W	3-1	Tennessee	Coral Gables, Fla.
2/6	W	1-0	Tennessee	Coral Gables, Fla.
2/8	W	11-4	FIU	Coral Gables, Fla.
2/11	W	6-4	Stetson	Coral Gables, Fla.
2/12	L	4-7	Stetson	Coral Gables, Fla.
2/13	L	3-5	Stetson	Coral Gables, Fla.
2/15	W	4-0	FIU	Coral Gables, Fla.
2/19	W	4-3	Florida (10)	Gainesville, Fla.
2/20	L	0-5	Florida	Gainesville, Fla.
2/25	W	14-4	Minnesota	Coral Gables, Fla.
2/26	L	0-2	Minnesota	Coral Gables, Fla.
2/27	W	5-2	Minnesota	Coral Gables, Fla.
3/3	W	3-0	FIU	Coral Gables, Fla.
3/5	W	7-1	Illinois	Coral Gables, Fla.
3/6	W	6-2	Illinois	Coral Gables, Fla.
3/9	W	8-2	Pace	Coral Gables, Fla.

# HURRICANES BASEBALL HISTORY

3/11	W	4-3	Florida	Coral Gables, Fla.	3/5	L	4-7	Illinois	Coral Gables, Fla.
3/12	W	4-2	Florida	Coral Gables, Fla.	3/10	W	12-5	Rutgers	Coral Gables, Fla.
3/13	W	7-4	Florida Atlantic	Boca Raton, Fla.	3/11	W	8-0	Rutgers	Coral Gables, Fla.
3/15	W	14-5	Rutgers	Coral Gables, Fla.	3/12	W	11-4	Rutgers	Coral Gables, Fla.
3/16	W	7-6	Rutgers	Coral Gables, Fla.	3/14	W	5-4	Southern Illinois	Coral Gables, Fla.
3/18	W	5-1	Southern Illinois	Coral Gables, Fla.	3/15	W	5-3	Southern Illinois	Coral Gables, Fla.
3/19	W	12-3	Southern Illinois	Coral Gables, Fla.	3/17	W	10-0	Maine	Coral Gables, Fla.
3/25	L	2-5	Jacksonville	Jacksonville, Fla.	3/18	W	12-6	Maine	Coral Gables, Fla.
3/26	W	5-3	Jacksonville	Jacksonville, Fla.	3/19	W	10-3	Maine	Coral Gables, Fla.
3/27	W	8-6	Jacksonville	Jacksonville, Fla.	3/22	W	5-3	Florida Atlantic	Boca Raton, Fla.
3/29	W	2-0	Northeastern	Coral Gables, Fla.	3/24	W	9-4	Notre Dame	Coral Gables, Fla.
4/2	W	19-7	Notre Dame	South Bend, Ind.	3/25	W	12-4	Notre Dame	Coral Gables, Fla.
4/2	W	5-2	Notre Dame	South Bend, Ind.	3/26	L	2-5	Notre Dame	Coral Gables, Fla.
4/3	W	4-2	Notre Dame	South Bend, Ind.	3/29	W	11-4	Northeastern	Coral Gables, Fla.
4/5	L	2-4	Rollins	Coral Gables, Fla.	3/31	W	19-7	Tampa	Coral Gables, Fla.
4/8	L	3-6	Florida State	Tallahassee, Fla.	4/1	W	7-5	Tampa	Coral Gables, Fla.
4/9	W	5-1	Florida State	Tallahassee, Fla.	4/4	L	2-4	FIU	Homestead, Fla.
4/10	W	2-1	Florida State	Tallahassee, Fla.	4/7	L	1-9	Florida State	Tallahassee, Fla.
4/12	W	7-3	Florida Atlantic	Coral Gables, Fla.	4/8	W	6-5	Florida State	Tallahassee, Fla.
4/15	L	1-6	Florida State	Coral Gables, Fla.	4/9	L	2-3	Florida State	Tallahassee, Fla.
4/16	W	8-0	Florida State	Coral Gables, Fla.	4/14	L	6-9	Florida State	Coral Gables, Fla.
4/17	L	2-7	Florida State	Coral Gables, Fla.	4/15	L	1-10	Florida State	Coral Gables, Fla.
4/19	W	7-6	Florida Southern (11)	Coral Gables, Fla.	4/16	W	3-2	Florida State	Coral Gables, Fla.
4/20	W	5-1	Florida Southern	Coral Gables, Fla.	4/21	L	3-10	Stetson	Coral Gables, Fla.
4/22	W	8-6	St. Thomas	Coral Gables, Fla.	4/22	W	14-7	Stetson	Coral Gables, Fla.
4/23	W	9-4	St. Thomas	Coral Gables, Fla.	4/23	L	2-3	Stetson	DeLand, Fla.
4/29	L	5-7	Clemson	Clemson, S.C.	4/26	W	20-4	UCF	Coral Gables, Fla.
4/30	W	6-3	Clemson	Clemson, S.C.	4/27	L	5-11	UCF	Coral Gables, Fla.
5/1	L	8-9	Clemson (12)	Clemson, S.C.	4/29	W	5-0	Jacksonville	Coral Gables, Fla.
5/6	W	11-3	Barry	Coral Gables, Fla.	4/30	W	12-4	Jacksonville	Coral Gables, Fla.
5/7	W	10-4	Tampa	Coral Gables, Fla.	5/1	W	7-4	Jacksonville	Coral Gables, Fla.
5/8	W	3-0	Tampa	Coral Gables, Fla.	5/5	W	11-5	Mercer	Coral Gables, Fla.
5/10	L	5-6	FIU	Coral Gables, Fla.	5/6	W	8-2	Mercer	Coral Gables, Fla.
5/13	W	7-2	Western Carolina	Coral Gables, Fla.	5/7	W	6-1	Mercer	Coral Gables, Fla.
5/14	W	8-2	Western Carolina	Coral Gables, Fla.	5/12	W	7-6	Clemson	Coral Gables, Fla.
5/15	W	5-4	Western Carolina	Coral Gables, Fla.	5/13	L	5-7	Clemson	Coral Gables, Fla.
5/20	W	4-1	Coastal Carolina	Coral Gables, Fla.	5/14	W	8-4	Clemson	Coral Gables, Fla.
5/21	W	7-4	Coastal Carolina	Coral Gables, Fla.	5/18	L	1-4	Long Beach State	Long Beach, Calif.
5/27+	W	17-4	Rider	Coral Gables, Fla.	5/19	W	6-4	Long Beach State	Long Beach, Calif.
5/28+	W	4-1	Kent	Coral Gables, Fla.	5/20	W	3-2	Long Beach State	Long Beach, Calif.
5/29+	W	11-3	Minnesota	Coral Gables, Fla.	5/26+	W	3-1	Massachusetts	Coral Gables, Fla.
5/30+	W	10-6	Florida	Coral Gables, Fla.	5/27+	W	11-10	USF	Coral Gables, Fla.
6/4#	L	0-4	Arizona State	Omaha, Neb.	5/28+	W	8-4	North Carolina	Coral Gables, Fla.
6/6#	W	7-5	Auburn	Omaha, Neb.	5/29+	L	0-4	Texas A&M	Coral Gables, Fla.
6/7#	L	5-9	Arizona State	Omaha, Neb.	5/29+	W	5-2	Texas A&M	Coral Gables, Fla.
					6/2#	W	15-10	USC	Omaha, Neb.
					6/4#	W	4-2	Florida State	Omaha, Neb.
					6/7#	L	5-7	USC	Omaha, Neb.
					6/9#	L	3-7	USC	Omaha, Neb.

## 1995

48-17 (.738)

### COLLEGE WORLD SERIES

2/1	W	5-2	Florida Atlantic	Coral Gables, Fla.
2/4	L	3-5	Florida	Gainesville, Fla.
2/5	W	10-2	Florida	Gainesville, Fla.
2/11	W	6-0	UCF	Kissimmee, Fla.
2/10	W	12-1	North Carolina	Kissimmee, Fla.
2/12	W	5-4	UCF	Kissimmee, Fla.
2/15	W	10-1	Florida Atlantic	Coral Gables, Fla.
2/21	W	7-4	FIU	Coral Gables, Fla.
2/25	W	4-3	USF	Tampa, Fla.
2/26	W	4-3	USF	Tampa, Fla.
3/1	W	16-6	Florida Atlantic	Coral Gables, Fla.
3/3	W	4-2	Illinois	Coral Gables, Fla.
3/4	W	16-0	Illinois	Coral Gables, Fla.

## 1996

50-14 (.781)

### COLLEGE WORLD SERIES

1/31	W	25-0	Barry	Coral Gables, Fla.
2/2	L	4-7	Florida	Coral Gables, Fla.
2/3	W	5-1	Florida	Coral Gables, Fla.
2/9	W	8-3	Coastal Carolina	Coral Gables, Fla.
2/10	W	7-2	Coastal Carolina	Coral Gables, Fla.
2/11	W	16-11	Coastal Carolina	Coral Gables, Fla.
2/16	W	6-0	George Washington	Coral Gables, Fla.
2/17	W	14-1	George Washington	Coral Gables, Fla.
2/18	W	19-3	George Washington	Coral Gables, Fla.

HISTORY & RECORDS

# HURRICANES BASEBALL HISTORY

2/21	W	12-3	Florida Atlantic	Coral Gables, Fla.	1/19	W	13-11	Hawaii	Honolulu, Hawaii
2/24	L	7-8	Florida	Gainesville, Fla.	1/31	W	4-2	South Alabama	Coral Gables, Fla.
2/25	L	1-5	Florida	Gainesville, Fla.	2/1	L	7-9	South Alabama	Coral Gables, Fla.
3/1	W	14-10	Illinois	Coral Gables, Fla.	2/2	W	16-4	South Alabama	Coral Gables, Fla.
3/2	W	10-0	Illinois	Coral Gables, Fla.	2/7	L	6-10	Stetson	Coral Gables, Fla.
3/3	W	6-4	Illinois	Coral Gables, Fla.	2/8	W	7-0	Stetson	Coral Gables, Fla.
3/6	W	10-3	Michigan State	Coral Gables, Fla.	2/9	W	11-4	Stetson	Coral Gables, Fla.
3/8	L	4-5	Rutgers	Coral Gables, Fla.	2/15	L	1-2	Florida	Gainesville, Fla.
3/9	W	12-3	Rutgers	Coral Gables, Fla.	2/16	L	5-12	Florida	Gainesville, Fla.
3/15	W	17-4	Maine	Coral Gables, Fla.	2/17	L	10-11	Stetson	DeLand, Fla.
3/16	W	10-3	Maine	Coral Gables, Fla.	2/21	W	8-7	Florida	Coral Gables, Fla.
3/17	W	15-3	Maine	Coral Gables, Fla.	2/22	W	4-1	Florida	Coral Gables, Fla.
3/21	W	13-6	FIU	Coral Gables, Fla.	2/25	W	8-3	Barry	Coral Gables, Fla.
3/22	W	5-3	FIU	Coral Gables, Fla.	2/28	L	3-4	Texas	Austin, Texas
3/23	W	5-4	FIU	Coral Gables, Fla.	3/1	L	3-22	Texas	Austin, Texas
3/24	L	5-6	FIU	Coral Gables, Fla.	3/2	L	12-13	Texas	Austin, Texas
3/27	W	8-0	St. Thomas	Coral Gables, Fla.	3/6	W	5-0	FIU	Coral Gables, Fla.
3/29	W	10-3	Bethune-Cookman	Coral Gables, Fla.	3/7	L	3-4	FIU	Coral Gables, Fla.
3/30	W	20-3	Bethune-Cookman	Coral Gables, Fla.	3/8	W	10-3	FIU	Coral Gables, Fla.
4/2	W	13-2	Nova Southeastern	Coral Gables, Fla.	3/9	W	9-0	FIU	Coral Gables, Fla.
4/5	L	2-13	Florida State	Tallahassee, Fla.	3/12	W	17-3	Illinois State	Coral Gables, Fla.
4/6	W	1-2	Florida State	Tallahassee, Fla.	3/14	W	5-2	Illinois	Coral Gables, Fla.
4/7	L	1-15	Florida State	Tallahassee, Fla.	3/15	W	12-11	Illinois	Coral Gables, Fla.
4/10	W	15-2	St. Thomas	Coral Gables, Fla.	3/16	W	3-2	Illinois	Coral Gables, Fla.
4/12	W	6-2	Florida State	Coral Gables, Fla.	3/19	W	6-0	Liberty	Coral Gables, Fla.
4/13	W	9-8	Florida State	Coral Gables, Fla.	3/21	W	7-2	C.W. Post	Coral Gables, Fla.
4/14	W	7-4	Florida State	Coral Gables, Fla.	3/22	W	22-3	Toledo	Coral Gables, Fla.
4/16	L	1-12	Tennessee	Knoxville, Tenn.	3/24	W	13-2	USF	Tampa, Fla.
4/17	L	2-4	Tennessee	Knoxville, Tenn.	3/25	L	2-11	USF	Tampa, Fla.
4/18	L	2-3	Tennessee	Knoxville, Tenn.	3/27	W	10-2	Harvard	Coral Gables, Fla.
4/20	W	5-3	Tampa	Coral Gables, Fla.	3/28	W	22-4	Harvard	Coral Gables, Fla.
4/21	W	2-1	Tampa	Coral Gables, Fla.	3/29	L	6-9	Harvard	Coral Gables, Fla.
4/26	W	20-7	Stetson	Coral Gables, Fla.	3/30*	L	1-2	Miami Marlins	Homestead, Fla.
4/27	W	7-6	Stetson	Coral Gables, Fla.	4/4	W	10-1	Georgia Tech	Coral Gables, Fla.
4/28	W	9-4	Stetson	Coral Gables, Fla.	4/5	W	9-4	Georgia Tech	Coral Gables, Fla.
5/1	W	12-4	Lynn	Coral Gables, Fla.	4/6	W	12-0	Georgia Tech	Coral Gables, Fla.
5/3	W	3-2	USF	Coral Gables, Fla.	4/9	W	12-2	St. Thomas	Coral Gables, Fla.
5/4	W	9-5	USF	Coral Gables, Fla.	4/11	W	9-5	Florida State	Tallahassee, Fla.
5/5	L	4-10	USF	Coral Gables, Fla.	4/12	W	8-5	Florida State	Tallahassee, Fla.
5/8	W	10-2	Florida Atlantic	Coral Gables, Fla.	4/13	L	7-8	Florida State	Tallahassee, Fla.
5/10	W	9-1	Jacksonville	Jacksonville, Fla.	4/18	W	6-2	Duke	Coral Gables, Fla.
5/11	W	15-5	Jacksonville	Jacksonville, Fla.	4/19	W	9-5	Duke	Coral Gables, Fla.
5/12	W	16-2	Jacksonville	Jacksonville, Fla.	4/20	W	17-1	Duke	Coral Gables, Fla.
5/16	W	5-4	Cal State Fullerton	Coral Gables, Fla.	4/23	W	12-6	Florida Atlantic	Coral Gables, Fla.
5/17	W	8-7	Cal State Fullerton	Coral Gables, Fla.	4/25	W	10-2	Coastal Carolina	Coral Gables, Fla.
5/18	L	6-7	Cal State Fullerton	Coral Gables, Fla.	4/27	W	10-2	Coastal Carolina	Coral Gables, Fla.
5/23+	L	4-5	Sam Houston State	Austin, Texas	4/27	W	7-3	Coastal Carolina	Coral Gables, Fla.
5/24+	W	5-2	Long Beach State	Austin, Texas	4/30	W	13-8	Florida Atlantic	Coral Gables, Fla.
5/25+	W	9-7	Texas	Austin, Texas	5/2	W	9-1	Florida State	Coral Gables, Fla.
5/26+	W	8-2	Missouri State	Austin, Texas	5/3	W	7-6	Florida State	Coral Gables, Fla.
5/26+	W	8-4	UCLA	Austin, Texas	5/4	L	3-7	Florida State	Coral Gables, Fla.
5/31#	W	7-3	Clemson	Omaha, Neb.	5/9	W	12-1	Jacksonville	Coral Gables, Fla.
6/2#	W	15-1	Alabama	Omaha, Neb.	5/10	L	14-23	Jacksonville	Coral Gables, Fla.
6/5#	W	14-5	Clemson	Omaha, Neb.	5/11	W	10-1	Jacksonville	Coral Gables, Fla.
6/8#	L	8-9	LSU	Omaha, Neb.	5/15	W	20-3	Oral Roberts	Coral Gables, Fla.
					5/16	W	7-3	Oral Roberts	Coral Gables, Fla.
					5/17	W	7-3	Oral Roberts	Coral Gables, Fla.
					5/22+	W	11-4	Richmond	Coral Gables, Fla.
					5/23+	W	5-2	FIU	Coral Gables, Fla.
					5/24+	L	3-10	Arizona State	Coral Gables, Fla.
					5/24+	W	6-5	Florida	Coral Gables, Fla.
					5/25+	W	7-6	Arizona State	Coral Gables, Fla.
					5/25+	W	6-5	Arizona State	Coral Gables, Fla.

## 1997

51-18 (.739)

### COLLEGE WORLD SERIES

1/16	L	2-3	Hawaii	Honolulu, Hawaii
1/17	W	14-7	Hawaii	Honolulu, Hawaii
1/18	W	10-7	Hawaii	Honolulu, Hawaii



# HURRICANES BASEBALL HISTORY

5/31#	W	7-3	UCLA	Omaha, Neb.	5/21+	W	21-6	Bowling Green	Coral Gables, Fla.
6/2#	W	6-1	Alabama	Omaha, Neb.	5/22+	L	5-6	North Carolina	Coral Gables, Fla.
6/5#	L	6-8	Alabama	Omaha, Neb.	5/23+	W	13-0	Texas Tech	Coral Gables, Fla.
6/6#	L	2-6	Alabama	Omaha, Neb.	5/23+	W	14-2	South Carolina	Coral Gables, Fla.
					5/24+	W	7-4	North Carolina	Coral Gables, Fla.
					5/29#	W	3-1	Long Beach State	Omaha, Neb.
					5/31#	L	2-9	Arizona State	Omaha, Neb.
					6/2#	L	3-6	Long Beach State	Omaha, Neb.

## 1998

51-12 (.810)

### COLLEGE WORLD SERIES

1/28	W	9-0	Barry	Coral Gables, Fla.
1/30	W	8-5	USF	Coral Gables, Fla.
1/31	W	10-3	USF	Coral Gables, Fla.
2/1	L	2-15	USF	Coral Gables, Fla.
2/7	W	11-8	Florida	Coral Gables, Fla.
2/8	W	17-11	Florida	Coral Gables, Fla.
2/11	W	2-1	FIU	Coral Gables, Fla.
2/14	L	5-19	Florida	Gainesville, Fla.
2/15	L	10-14	Florida	Gainesville, Fla.
2/17	W	18-3	Lynn	Coral Gables, Fla.
2/20	W	18-3	Notre Dame	Coral Gables, Fla.
2/21	W	27-2	Notre Dame	Coral Gables, Fla.
2/22	W	17-3	Notre Dame	Coral Gables, Fla.
2/27	W	5-4	Texas	Coral Gables, Fla.
2/28	W	9-5	Texas	Coral Gables, Fla.
3/1	L	7-8	Texas	Coral Gables, Fla.
3/6	W	15-1	Illinois	Coral Gables, Fla.
3/7	W	6-2	Furman	Coral Gables, Fla.
3/7	W	12-0	FIU	Coral Gables, Fla.
3/8	W	12-7	Illinois	Coral Gables, Fla.
3/13	W	9-4	Rutgers	Coral Gables, Fla.
3/14	W	10-2	Rutgers	Coral Gables, Fla.
3/15	W	18-6	Rutgers	Coral Gables, Fla.
3/17	W	15-1	Vermont	Coral Gables, Fla.
3/18	W	21-4	Iona	Coral Gables, Fla.
3/20	W	1-0	North Carolina	Coral Gables, Fla.
3/21	W	8-2	North Carolina	Coral Gables, Fla.
3/22	W	4-2	North Carolina	Coral Gables, Fla.
3/25	W	8-6	Drexel	Homestead, Fla.
3/27	W	7-0	Harvard	Coral Gables, Fla.
3/28	W	13-0	Harvard	Coral Gables, Fla.
3/29	W	9-2	Harvard	Coral Gables, Fla.
4/3	W	9-4	Florida State	Tallahassee, Fla.
4/4	W	8-2	Florida State	Tallahassee, Fla.
4/5	W	9-6	Florida State	Tallahassee, Fla.
4/10	W	9-3	Bethune-Cookman	Coral Gables, Fla.
4/11	W	13-1	Bethune-Cookman	Coral Gables, Fla.
4/12	W	17-0	Bethune-Cookman	Coral Gables, Fla.
4/15	W	4-2	Florida Atlantic	Coral Gables, Fla.
4/17	W	12-8	St. Thomas	Coral Gables, Fla.
4/18	W	22-7	St. Thomas	Coral Gables, Fla.
4/22	W	23-3	Florida Atlantic	Coral Gables, Fla.
4/24	L	7-22	Georgia Tech	Atlanta, Ga.
4/25	W	8-5	Georgia Tech	Atlanta, Ga.
4/26	W	9-8	Georgia Tech	Atlanta, Ga.
5/1	W	7-1	Florida State	Coral Gables, Fla.
5/2	L	5-11	Florida State	Coral Gables, Fla.
5/3	L	4-5	Florida State	Coral Gables, Fla.
5/8	W	14-8	Jacksonville	Jacksonville, Fla.
5/9	L	8-14	Jacksonville	Jacksonville, Fla.
5/10	W	14-6	Jacksonville	Jacksonville, Fla.
5/15	W	7-1	Georgia Southern	Coral Gables, Fla.
5/16	W	13-0	Georgia Southern	Coral Gables, Fla.
5/17	L	1-2	Georgia Southern	Coral Gables, Fla.

## NATIONAL CHAMPIONS

### 1999

50-13 (.794)

### COLLEGE WORLD SERIES

1/26	W	8-3	Barry	Coral Gables, Fla.
1/29	W	12-1	Stetson	Coral Gables, Fla.
1/30	W	4-3	Stetson (10)	Coral Gables, Fla.
2/6	L	4-7	Florida	Gainesville, Fla.
2/7	L	12-14	Florida	Gainesville, Fla.
2/10	L	3-4	FIU	Miami, Fla.
2/12	W	7-4	Florida	Coral Gables, Fla.
2/13	W	10-3	Florida	Coral Gables, Fla.
2/17	W	3-1	Florida Atlantic	Coral Gables, Fla.
2/19	W	13-1	James Madison	Coral Gables, Fla.
2/20	W	12-3	James Madison	Coral Gables, Fla.
2/21	W	14-2	James Madison	Coral Gables, Fla.
2/26	W	7-1	Texas	Coral Gables, Fla.
2/27	W	6-4	Texas	Coral Gables, Fla.
2/28	W	14-11	Texas	Coral Gables, Fla.
3/5	L	3-4	Georgia	Coral Gables, Fla.
3/6	L	5-6	East Carolina	Coral Gables, Fla.
3/6	W	23-3	Ohio State	Coral Gables, Fla.
3/7	W	8-1	Georgia	Coral Gables, Fla.
3/12	W	16-1	Princeton	Coral Gables, Fla.
3/13	W	16-1	Princeton	Coral Gables, Fla.
3/14	W	15-6	Princeton	Coral Gables, Fla.
3/16	W	8-5	USF	Tampa, Fla.
3/17	W	9-4	USF	Tampa, Fla.
3/19	W	15-1	Marist	Homestead, Fla.
3/20	L	3-9	Iowa	Homestead, Fla.
3/26	W	12-3	New York Tech	Coral Gables, Fla.
3/27	W	20-0	New York Tech	Coral Gables, Fla.
4/2	W	5-3	Clemson	Charlotte, N.C.
4/3	L	5-7	Clemson	Charlotte, N.C.
4/4	W	14-11	Clemson	Charlotte, N.C.
4/9	W	7-4	NC State	Coral Gables, Fla.
4/10	L	9-13	NC State	Coral Gables, Fla.
4/11	W	7-6	NC State	Coral Gables, Fla.
4/16	L	2-8	Florida State	Tallahassee, Fla.
4/17	W	4-3	Florida State	Tallahassee, Fla.
4/18	W	8-7	Florida State	Tallahassee, Fla.
4/23	W	8-7	Florida State	Coral Gables, Fla.
4/24	W	9-4	Florida State	Coral Gables, Fla.
4/25	W	9-8	Florida State	Coral Gables, Fla.
4/30	L	6-13	Elon	Coral Gables, Fla.
5/1	W	11-0	Elon	Coral Gables, Fla.
5/2	W	24-5	Elon	Coral Gables, Fla.
5/4	L	7-12	FIU	Coral Gables, Fla.
5/7	W	2-0	Jacksonville	Coral Gables, Fla.
5/8	W	12-9	Jacksonville	Coral Gables, Fla.
5/11	W	5-3	Notre Dame	South Bend, Ind.
5/12	L	0-1	Notre Dame	South Bend, Ind.

# HURRICANES BASEBALL HISTORY

5/14	W	17-1	Winthrop	Coral Gables, Fla.
5/15	W	9-2	Winthrop	Coral Gables, Fla.
5/16	W	8-2	Winthrop	Coral Gables, Fla.
5/20	L	0-12	Long Beach State	Long Beach, Calif.
5/21	W	9-7	Long Beach State	Long Beach, Calif.
5/22	W	8-6	Long Beach State	Long Beach, Calif.
5/28+	W	15-9	Bethune-Cookman	Coral Gables, Fla.
5/29+	W	6-4	FIU	Coral Gables, Fla.
5/30+	W	3-2	Florida Atlantic	Coral Gables, Fla.
6/4\$	W	10-2	Wake Forest	Coral Gables, Fla.
6/5\$	W	8-1	Wake Forest	Coral Gables, Fla.
6/11#	W	8-4	Rice	Omaha, Neb.
6/13#	W	8-1	Alabama	Omaha, Neb.
6/17#	W	5-2	Alabama	Omaha, Neb.
6/19#	W	6-5	Florida State	Omaha, Neb.

4/28	W	6-3	Long Beach State	Coral Gables, Fla.
4/29	W	12-2	Long Beach State	Coral Gables, Fla.
4/30	L	4-6	Long Beach State	Coral Gables, Fla.
5/6	L	2-10	Georgia Tech	Coral Gables, Fla.
5/7	W	3-2	Georgia Tech	Coral Gables, Fla.
5/8	W	7-5	Georgia Tech	Coral Gables, Fla.
5/12	W	4-2	Jacksonville	Jacksonville, Fla.
5/13	W	14-6	Jacksonville	Jacksonville, Fla.
5/14	L	7-8	Jacksonville	Jacksonville, Fla.
5/19	W	6-1	New York Tech	Coral Gables, Fla.
5/20	W	9-8	New York Tech	Coral Gables, Fla.
5/21	W	17-3	New York Tech	Coral Gables, Fla.
5/26+	W	19-5	Wagner	Coral Gables, Fla.
5/27+	W	11-5	Florida Atlantic	Coral Gables, Fla.
5/28+	W	14-4	FIU	Coral Gables, Fla.
6/2\$	L	2-9	Florida State	Tallahassee, Fla.
6/3\$	W	7-5	Florida State	Tallahassee, Fla.
6/4\$	L	1-6	Florida State	Tallahassee, Fla.

## 2000

41-19-1 (.672)

### NCAA TOURNAMENT

1/26	W	5-4	Lynn	Coral Gables, Fla.
1/28	W	6-3	Wake Forest	Orlando, Fla.
1/29	L	0-4	Clemson	Orlando, Fla.
1/30	L	0-9	North Carolina	Orlando, Fla.
2/4	W	16-8	Florida	Coral Gables, Fla.
2/5	W	17-1	Florida	Coral Gables, Fla.
2/9	L	2-7	Florida Atlantic	Coral Gables, Fla.
2/12	L	3-4	Florida	Gainesville, Fla.
2/13	L	11-20	Florida	Gainesville, Fla.
2/15	W	5-3	Barry	Coral Gables, Fla.
2/18	W	8-3	USF	Coral Gables, Fla.
2/19	W	6-0	USF	Coral Gables, Fla.
2/20	W	3-2	USF	Coral Gables, Fla.
2/25	W	13-8	Villanova	Coral Gables, Fla.
2/26	W	10-1	Eastern Michigan	Homestead, Fla.
2/27	W	9-1	Eastern Michigan	Homestead, Fla.
3/1	L	6-7	FIU	Coral Gables, Fla.
3/3	W	19-2	C.W. Post	Coral Gables, Fla.
3/4	W	21-6	C.W. Post	Coral Gables, Fla.
3/5	W	33-0	C.W. Post	Coral Gables, Fla.
3/8	L	11-13	Michigan State	Coral Gables, Fla.
3/10	W	6-5	Rutgers	Coral Gables, Fla.
3/11	L	6-11	Rutgers	Coral Gables, Fla.
3/12	W	5-3	Rutgers	Coral Gables, Fla.
3/15	W	6-1	Iona	Coral Gables, Fla.
3/17	W	12-5	Michigan	Coral Gables, Fla.
3/18	W	10-3	Michigan	Coral Gables, Fla.
3/19	T	6-6	Michigan (10)	Coral Gables, Fla.
3/22	W	4-2	Northwestern	Coral Gables, Fla.
3/24	L	5-6	Dartmouth	Coral Gables, Fla.
3/25	W	10-8	Dartmouth	Coral Gables, Fla.
3/26	W	6-1	Dartmouth	Coral Gables, Fla.
3/28	W	5-2	FIU	Homestead, Fla.
3/30	W	6-0	Harvard	Coral Gables, Fla.
4/7	L	13-14	Florida State (17)	Tallahassee, Fla.
4/8	L	2-12	Florida State	Tallahassee, Fla.
4/9	L	4-5	Florida State	Tallahassee, Fla.
4/14	W	7-3	Florida State	Coral Gables, Fla.
4/15	W	7-3	Florida State	Coral Gables, Fla.
4/16	L	3-14	Florida State	Coral Gables, Fla.
4/21	W	12-0	NC State	Durham, N.C.
4/22	W	19-1	NC State	Raleigh, N.C.
4/23	L	4-5	NC State	Raleigh, N.C.

## NATIONAL CHAMPIONS

### 2001

53-12 (.815)

### COLLEGE WORLD SERIES

1/25	W	9-3	Florida Atlantic	Coral Gables, Fla.
1/26	L	10-11	Florida Atlantic	Boca Raton, Fla.
1/27	W	4-2	Florida Atlantic	Coral Gables, Fla.
2/3	W	14-5	Florida	Gainesville, Fla.
2/7	W	4-3	FIU	Miami, Fla.
2/9	W	10-4	Florida	Coral Gables, Fla.
2/10	W	8-7	Florida	Coral Gables, Fla.
2/11	L	3-9	Oklahoma State	Coral Gables, Fla.
2/16	W	4-2	Elon	Coral Gables, Fla.
2/17	W	10-9	Elon (12)	Coral Gables, Fla.
2/18	W	7-4	Elon	Coral Gables, Fla.
2/21	L	10-17	FIU	Coral Gables, Fla.
2/23	W	10-2	FIU	Homestead, Fla.
2/24	W	2-0	FIU	Homestead, Fla.
2/25	W	14-0	Albany	Coral Gables, Fla.
3/2	W	8-6	San Diego State	Minneapolis, Minn.
3/3	W	10-1	Minnesota	Minneapolis, Minn.
3/4	W	8-2	Arkansas	Minneapolis, Minn.
3/7	W	6-2	Pittsburgh	Coral Gables, Fla.
3/9	L	4-6	Rutgers (11)	Coral Gables, Fla.
3/10	W	13-2	Rutgers	Coral Gables, Fla.
3/11	L	6-9	Rutgers	Coral Gables, Fla.
3/13	W	8-2	USF	Tampa, Fla.
3/14	W	13-9	USF	Tampa, Fla.
3/16	W	14-13	East Carolina	Coral Gables, Fla.
3/17	L	2-7	East Carolina	Coral Gables, Fla.
3/18	W	8-4	East Carolina (8)	Coral Gables, Fla.
3/21	W	2-1	Cornell (10)	Coral Gables, Fla.
3/23	W	5-3	Northeastern	Coral Gables, Fla.
3/24	W	5-2	Northeastern	Coral Gables, Fla.
3/25	W	5-3	Northeastern	Coral Gables, Fla.
3/30	L	2-8	Cal State Fullerton	Coral Gables, Fla.
3/31	L	5-8	Cal State Fullerton	Coral Gables, Fla.
4/1	L	2-9	Cal State Fullerton	Coral Gables, Fla.
4/6	W	13-4	Savannah State	Coral Gables, Fla.
4/7	W	7-2	Savannah State	Coral Gables, Fla.
4/8	W	16-5	Savannah State	Coral Gables, Fla.
4/13	L	9-10	Florida State	Coral Gables, Fla.

# HURRICANES BASEBALL HISTORY

4/14	W	5-4	Florida State	Coral Gables, Fla.	4/7	L	7-9	Florida State	Tallahassee, Fla.
4/15	W	7-1	Florida State	Coral Gables, Fla.	4/12	L	4-6	Florida State	Coral Gables, Fla.
4/20	W	7-5	Florida State	Tallahassee, Fla.	4/13	L	3-9	Florida State	Coral Gables, Fla.
4/21	W	9-6	Florida State	Tallahassee, Fla.	4/14	L	11-17	Florida State	Coral Gables, Fla.
4/22	W	7-4	Florida State	Tallahassee, Fla.	4/19	W	9-6	Long Beach State	Coral Gables, Fla.
4/27	L	0-5	Virginia	Coral Gables, Fla.	4/20	W	10-6	Long Beach State	Coral Gables, Fla.
4/28	W	5-1	Virginia	Coral Gables, Fla.	4/21	L	1-10	Long Beach State	Coral Gables, Fla.
4/29	W	12-6	Virginia	Coral Gables, Fla.	4/24	W	6-5	Florida Atlantic	Coral Gables, Fla.
5/4	L	2-3	Jacksonville	Coral Gables, Fla.	4/26	L	4-5	North Carolina	Chapel Hill, N.C.
5/5	W	13-3	Jacksonville	Coral Gables, Fla.	4/27	W	4-3	North Carolina	Chapel Hill, N.C.
5/6	W	6-2	Jacksonville	Coral Gables, Fla.	4/28	L	4-5	North Carolina	Chapel Hill, N.C.
5/11	W	12-4	Florida Southern	Coral Gables, Fla.	5/2	L	7-9	FIU	Coral Gables, Fla.
5/12	W	16-3	Florida Southern	Coral Gables, Fla.	5/3	W	12-4	Bethune-Cookman	Coral Gables, Fla.
5/13	W	5-4	Florida Southern	Coral Gables, Fla.	5/4	L	1-3	Bethune-Cookman	Coral Gables, Fla.
5/18	W	17-5	New York Tech	Coral Gables, Fla.	5/5	W	14-2	Bethune-Cookman	Coral Gables, Fla.
5/19	W	14-7	New York Tech	Coral Gables, Fla.	5/10	L	6-7	Georgia Tech	Atlanta, Ga.
5/20	W	11-1	New York Tech	Coral Gables, Fla.	5/11	W	10-2	Georgia Tech	Atlanta, Ga.
5/25+	W	14-6	Bucknell	Coral Gables, Fla.	5/12	L	8-16	Georgia Tech	Atlanta, Ga.
5/26+	W	6-2	Florida	Coral Gables, Fla.	5/17	L	9-11	Jacksonville	Coral Gables, Fla.
5/27+	W	16-8	Stetson	Coral Gables, Fla.	5/18	W	8-4	Jacksonville	Coral Gables, Fla.
6/1\$	W	10-8	Clemson	Coral Gables, Fla.	5/19	W	10-6	Jacksonville	Coral Gables, Fla.
6/2\$	W	14-6	Clemson	Coral Gables, Fla.	5/24	W	16-1	New York Tech	Coral Gables, Fla.
6/9#	W	21-13	Tennessee	Omaha, Neb.	5/25	W	4-2	New York Tech	Coral Gables, Fla.
6/11#	W	4-3	USC	Omaha, Neb.	5/26	W	11-5	New York Tech	Coral Gables, Fla.
6/14#	W	12-6	Tennessee	Omaha, Neb.	5/31+	W	9-1	FIU	Gainesville, Fla.
6/16#	W	12-1	Stanford	Omaha, Neb.	6/1+	W	7-2	Florida	Gainesville, Fla.

## 2002

34-29 (.540)

### NCAA TOURNAMENT

2/1	W	5-4	Tennessee	Coral Gables, Fla.
2/2	L	4-7	Tennessee	Coral Gables, Fla.
2/3	W	9-4	Tennessee	Coral Gables, Fla.
2/6	L	1-7	FIU	Miami, Fla.
2/8	L	9-12	Florida	Coral Gables, Fla.
2/10	L	2-6	Florida	Coral Gables, Fla.
2/15	W	10-4	Minnesota	Coral Gables, Fla.
2/16	W	21-17	Minnesota	Coral Gables, Fla.
2/17	W	7-6	Minnesota	Coral Gables, Fla.
2/22	W	6-2	FIU	Homestead, Fla.
2/23	W	11-4	Kansas State	Homestead, Fla.
2/24	W	10-2	Lipscomb	Coral Gables, Fla.
3/1	L	10-11	USC	Fullerton, Calif.
3/2	W	5-3	Cal State Fullerton	Fullerton, Calif.
3/3	L	6-8	Houston	Fullerton, Calif.
3/8	L	6-7	USF	Coral Gables, Fla.
3/9	L	7-13	USF	Coral Gables, Fla.
3/10	W	8-5	USF	Coral Gables, Fla.
3/13	L	4-12	Ball State	Coral Gables, Fla.
3/15	L	3-4	Rutgers	Coral Gables, Fla.
3/16	W	8-3	Rutgers	Coral Gables, Fla.
3/17	L	5-9	Rutgers	Coral Gables, Fla.
3/20	L	10-13	Wisconsin-Milwaukee	Coral Gables, Fla.
3/23	W	8-7	UCLA	Coral Gables, Fla.
3/24	W	8-2	UCLA	Coral Gables, Fla.
3/25	W	5-1	UCLA	Coral Gables, Fla.
3/26	W	5-3	Northwestern	Coral Gables, Fla.
3/29	L	2-3	Elon	Coral Gables, Fla.
3/30	L	8-11	Elon	Coral Gables, Fla.
3/31	W	5-4	Elon	Coral Gables, Fla.
4/5	L	3-13	Florida State	Tallahassee, Fla.
4/6	W	5-2	Florida State	Tallahassee, Fla.

## 2003

45-17-1 (.714)

### COLLEGE WORLD SERIES

2/5	W	12-7	FIU	Coral Gables, Fla.
2/6	W	13-2	Campbell	Coral Gables, Fla.
2/7	W	10-3	Campbell	Coral Gables, Fla.
2/8	L	9-12	Campbell	Coral Gables, Fla.
2/14	W	9-2	Florida	Gainesville, Fla.
2/15	L	3-5	Florida	Gainesville, Fla.
2/21	W	6-3	San Diego State	Coral Gables, Fla.
2/22	W	4-1	San Diego State	Coral Gables, Fla.
2/23	W	6-3	San Diego State	Coral Gables, Fla.
2/28	L	7-8	The Citadel	Coral Gables, Fla.
3/1	W	6-1	The Citadel	Coral Gables, Fla.
3/2	W	14-6	The Citadel	Coral Gables, Fla.
3/7	W	5-2	Tennessee	Knoxville, Tenn.
3/8	W	8-4	Tennessee	Knoxville, Tenn.
3/9	W	10-4	Tennessee	Knoxville, Tenn.
3/11	W	3-2	USF	Coral Gables, Fla.
3/12	W	6-4	USF	Coral Gables, Fla.
3/14	W	15-5	Rutgers	Coral Gables, Fla.
3/16	L	7-8	Rutgers	Coral Gables, Fla.
3/18	W	16-2	St. Peter's	Coral Gables, Fla.
3/19	W	9-8	Stony Brook	Coral Gables, Fla.
3/21	W	18-8	Boston College	Coral Gables, Fla.
3/22	W	17-5	Boston College	Coral Gables, Fla.
3/26	W	10-9	Harvard	Homestead, Fla.
3/28	W	7-6	Georgia Tech	Coral Gables, Fla.
3/29	W	13-8	Georgia Tech	Coral Gables, Fla.
3/30	W	17-16	Georgia Tech	Coral Gables, Fla.

# HURRICANES BASEBALL HISTORY

4/2	L	3-5	Florida Atlantic	Coral Gables, Fla.	3/21	W	13-1	Illinois-Chicago	Coral Gables, Fla.
4/4	W	8-5	Oral Roberts	Coral Gables, Fla.	3/24	L	4-5	FIU	Coral Gables, Fla.
4/5	L	1-10	Oral Roberts	Coral Gables, Fla.	3/27	W	6-1	Penn State	Coral Gables, Fla.
4/6	W	11-8	Oral Roberts	Coral Gables, Fla.	3/27	W	1-0	Penn State	Coral Gables, Fla.
4/11	W	6-1	Virginia	Charlottesville, Va.	3/28	W	11-3	Penn State	Coral Gables, Fla.
4/12	W	10-4	Virginia	Charlottesville, Va.	4/2	L	4-17	Georgia Tech	Atlanta, Ga.
4/13	L	2-17	Virginia	Charlottesville, Va.	4/3	W	9-7	Georgia Tech	Atlanta, Ga.
4/16	W	6-4	FIU	Miami, Fla.	4/4	W	16-13	Georgia Tech	Atlanta, Ga.
4/18	L	2-4	Florida State	Coral Gables, Fla.	4/9	L	5-6	Florida State	Coral Gables, Fla.
4/19	L	4-6	Florida State	Coral Gables, Fla.	4/10	W	17-11	Florida State	Coral Gables, Fla.
4/20	T	7-7	Florida State	Coral Gables, Fla.	4/11	W	4-0	Florida State	Coral Gables, Fla.
4/25	L	0-1	Florida State	Tallahassee, Fla.	4/16	W	10-0	Florida State	Coral Gables, Fla.
4/26	W	14-3	Florida State	Tallahassee, Fla.	4/17	W	7-3	Florida State	Coral Gables, Fla.
4/27	L	0-12	Florida State	Tallahassee, Fla.	4/18	L	3-10	Florida State	Coral Gables, Fla.
5/2	W	27-1	Pace	Coral Gables, Fla.	4/23	W	8-0	Virginia	Coral Gables, Fla.
5/3	W	23-1	Pace	Coral Gables, Fla.	4/24	W	22-3	Virginia	Coral Gables, Fla.
5/4	W	20-2	Pace	Coral Gables, Fla.	4/25	L	3-4	Virginia	Coral Gables, Fla.
5/9	W	12-2	Jacksonville	Jacksonville, Fla.	4/30	W	6-1	Coastal Carolina	Coral Gables, Fla.
5/10	L	8-11	Jacksonville	Jacksonville, Fla.	5/1	W	5-1	Coastal Carolina	Coral Gables, Fla.
5/11	L	4-5	Jacksonville	Jacksonville, Fla.	5/2	W	13-11	Coastal Carolina	Coral Gables, Fla.
5/16	W	12-7	Savannah State	Coral Gables, Fla.	5/7	W	6-4	Jacksonville	Coral Gables, Fla.
5/17	W	11-2	Savannah State	Coral Gables, Fla.	5/8	W	12-4	Jacksonville	Coral Gables, Fla.
5/18	W	11-3	Savannah State	Coral Gables, Fla.	5/9	W	7-4	Jacksonville	Coral Gables, Fla.
5/19	W	6-4	Savannah State	Coral Gables, Fla.	5/14	L	1-4	North Carolina	Coral Gables, Fla.
5/22	W	6-4	Long Beach State	Long Beach, Calif.	5/15	W	4-3	North Carolina	Coral Gables, Fla.
5/23	W	3-2	Long Beach State	Long Beach, Calif.	5/16	L	0-2	North Carolina	Coral Gables, Fla.
5/24	L	3-7	Long Beach State	Long Beach, Calif.	5/19	W	13-3	Florida Atlantic	Coral Gables, Fla.
5/30+	W	10-5	Bethune-Cookman	Coral Gables, Fla.	5/20	W	9-1	Ball State	Coral Gables, Fla.
5/31+	W	1-0	Florida Atlantic	Coral Gables, Fla.	5/21	W	4-2	Ball State	Coral Gables, Fla.
6/1+	L	5-15	Florida	Coral Gables, Fla.	5/22	W	7-3	Ball State	Coral Gables, Fla.
6/1+	W	13-10	Florida	Coral Gables, Fla.	5/27	W	8-5	Long Beach State	Coral Gables, Fla.
6/7\$	W	10-9	NC State	Coral Gables, Fla.	5/28	W	7-3	Long Beach State	Coral Gables, Fla.
6/8\$	W	11-5	NC State (11)	Coral Gables, Fla.	5/29	W	7-6	Long Beach State	Coral Gables, Fla.
6/14#	L	2-13	Texas	Omaha, Neb.	6/4+	W	6-3	St. Bonaventure	Coral Gables, Fla.
6/16#	W	7-5	Missouri State	Omaha, Neb.	6/5+	W	19-5	NC State	Coral Gables, Fla.
6/17#	L	1-5	Texas	Omaha, Neb.	6/6+	W	19-6	Florida Atlantic	Coral Gables, Fla.

## 2004

### COLLEGE WORLD SERIES

2/13	L	0-3	Florida	Coral Gables, Fla.
2/14	W	4-1	Florida	Coral Gables, Fla.
2/15	W	19-5	Florida	Coral Gables, Fla.
2/20	W	8-7	Tennessee	Coral Gables, Fla.
2/21	L	11-14	Tennessee	Coral Gables, Fla.
2/22	W	14-3	Tennessee	Coral Gables, Fla.
2/26	L	7-11	FIU	Miami, Fla.
2/27	W	9-7	FIU	Homestead, Fla.
2/28	W	17-0	La Salle	Homestead, Fla.
2/29	W	9-2	Minnesota	Coral Gables, Fla.
3/4	W	9-3	Maine	Coral Gables, Fla.
3/5	W	6-3	Elon	Coral Gables, Fla.
3/6	W	24-0	Elon	Coral Gables, Fla.
3/7	W	6-5	Elon	Coral Gables, Fla.
3/10	W	10-8	Campbell	Coral Gables, Fla.
3/12	W	12-2	Rutgers	Coral Gables, Fla.
3/13	W	10-5	Rutgers	Coral Gables, Fla.
3/14	W	6-5	Rutgers	Coral Gables, Fla.
3/16	L	2-7	USF	Tampa, Fla.
3/17	W	17-3	USF	Tampa, Fla.
3/19	W	6-3	Illinois-Chicago	Coral Gables, Fla.
3/20	W	6-4	Illinois-Chicago	Coral Gables, Fla.

## 50-13 (.794)

## 2005

### NCAA TOURNAMENT

2/1	W	7-0	FIU	Coral Gables, Fla.
2/4	W	12-5	High Point	Coral Gables, Fla.
2/5	W	7-6	High Point (11)	Coral Gables, Fla.
2/6	W	10-1	High Point	Coral Gables, Fla.
2/11	W	11-9	USF	Coral Gables, Fla.
2/12	W	7-5	USF	Coral Gables, Fla.
2/13	W	9-4	USF	Coral Gables, Fla.
2/18	W	9-7	Florida	Gainesville, Fla.
2/19	L	1-2	Florida (11)	Gainesville, Fla.
2/20	L	11-14	Florida	Gainesville, Fla.
2/25	W	12-1	George Washington	Coral Gables, Fla.
2/26	L	4-5	George Washington	Coral Gables, Fla.
2/27	W	16-3	George Washington	Coral Gables, Fla.
3/2	W	5-1	Northeastern	Coral Gables, Fla.
3/4	W	6-1	NC State	Coral Gables, Fla.
3/5	L	5-11	NC State	Coral Gables, Fla.
3/6	W	13-7	NC State	Coral Gables, Fla.

## 41-19-1 (.672)



# HURRICANES BASEBALL HISTORY

3/8	W	3-0	Pittsburgh	Coral Gables, Fla.	2/26	W	9-1	Bethune-Cookman	Coral Gables, Fla.
3/11	W	14-3	Duke	Coral Gables, Fla.	3/3	W	4-0	Indiana	Coral Gables, Fla.
3/12	W	12-1	Duke	Coral Gables, Fla.	3/4	W	7-2	Indiana	Coral Gables, Fla.
3/13	W	6-1	Duke	Coral Gables, Fla.	3/5	W	6-4	Indiana	Coral Gables, Fla.
3/16	W	13-2	Rutgers	Coral Gables, Fla.	3/8	W	9-4	Michigan State	Coral Gables, Fla.
3/18	W	11-2	Wake Forest	Winston-Salem, N.C.	3/10	W	14-3	Virginia Tech	Coral Gables, Fla.
3/19	L	6-13	Wake Forest	Winston-Salem, N.C.	3/11	W	12-3	Virginia Tech	Coral Gables, Fla.
3/20	W	12-4	Wake Forest	Winston-Salem, N.C.	3/12	W	10-4	Virginia Tech	Coral Gables, Fla.
3/23	W	11-3	FIU	Miami, Fla.	3/14	W	6-0	Fordham	Coral Gables, Fla.
3/25	W	20-1	Georgia Tech	Coral Gables, Fla.	3/15	W	12-2	Manhattan	Coral Gables, Fla.
3/26	L	6-17	Georgia Tech	Coral Gables, Fla.	3/17	W	3-0	Duke	Durham, N.C.
3/27	L	10-11	Georgia Tech	Coral Gables, Fla.	3/18	W	4-3	Duke	Durham, N.C.
3/31	W	1-0	Oral Roberts	Coral Gables, Fla.	3/19	W	7-1	Duke	Durham, N.C.
4/1	W	17-6	Oral Roberts	Coral Gables, Fla.	3/24	W	10-2	Maryland	College Park, Md.
4/2	L	3-4	Oral Roberts (12)	Coral Gables, Fla.	3/25	L	4-5	Maryland	College Park, Md.
4/3	L	8-12	Oral Roberts	Coral Gables, Fla.	3/26	W	3-1	Maryland	College Park, Md.
4/8	W	7-3	Virginia Tech	Blacksburg, Va.	3/31	L	6-8	Clemson	Coral Gables, Fla.
4/9	W	20-5	Virginia Tech	Salem, Va.	4/1	L	2-6	Clemson	Coral Gables, Fla.
4/10	W	9-5	Virginia Tech	Salem, Va.	4/2	L	1-14	Clemson	Coral Gables, Fla.
4/15	W	17-7	North Carolina	Chapel Hill, N.C.	4/7	L	7-8	North Carolina	Coral Gables, Fla.
4/16	W	18-9	North Carolina	Chapel Hill, N.C.	4/8	W	9-7	North Carolina	Coral Gables, Fla.
4/17	T	7-7	North Carolina	Chapel Hill, N.C.	4/9	L	6-9	North Carolina	Coral Gables, Fla.
4/22	W	5-3	Florida State	Coral Gables, Fla.	4/14	W	7-3	Florida State	Tallahassee, Fla.
4/23	W	5-2	Florida State	Coral Gables, Fla.	4/15	L	1-16	Florida State	Tallahassee, Fla.
4/24	L	1-13	Florida State	Coral Gables, Fla.	4/16	W	7-5	Florida State	Tallahassee, Fla.
4/29	W	4-3	Maryland	Coral Gables, Fla.	4/21	L	2-8	Virginia	Coral Gables, Fla.
4/30	W	12-8	Maryland	Coral Gables, Fla.	4/22	L	7-15	Virginia	Coral Gables, Fla.
5/1	L	9-11	Maryland	Coral Gables, Fla.	4/23	W	9-8	Virginia (10)	Coral Gables, Fla.
5/6	W	4-2	Jacksonville	Coral Gables, Fla.	4/28	L	2-9	NC State	Raleigh, N.C.
5/7	W	15-2	Jacksonville	Coral Gables, Fla.	4/29	W	9-6	NC State	Raleigh, N.C.
5/8	W	6-5	Jacksonville (10)	Coral Gables, Fla.	4/30	W	12-10	NC State	Raleigh, N.C.
5/13	W	7-6	Virginia	Charlottesville, Va.	5/5	W	5-2	Wright State	Coral Gables, Fla.
5/14	W	1-0	Virginia	Charlottesville, Va.	5/6	W	14-1	Wright State	Coral Gables, Fla.
5/15	L	3-4	Virginia	Charlottesville, Va.	5/7	W	15-1	Wright State	Coral Gables, Fla.
5/19	L	5-15	Clemson	Clemson, S.C.	5/12	W	13-1	Wake Forest	Coral Gables, Fla.
5/20	L	2-9	Clemson	Clemson, S.C.	5/13	W	11-10	Wake Forest (10)	Coral Gables, Fla.
5/21	L	2-6	Clemson	Clemson, S.C.	5/14	L	5-8	Wake Forest	Coral Gables, Fla.
5/25%	L	1-2	NC State	Jacksonville, Fla.	5/18	W	8-7	Georgia Tech	Atlanta, Ga.
5/26%	L	1-9	Clemson	Jacksonville, Fla.	5/19	L	5-14	Georgia Tech	Atlanta, Ga.
6/3+	W	6-2	VCU	Coral Gables, Fla.	5/20	L	7-12	Georgia Tech	Atlanta, Ga.
6/4+	W	4-1	Mississippi State	Coral Gables, Fla.	5/24%	L	1-2	Georgia Tech	Jacksonville, Fla.
6/5+	W	10-4	Mississippi State	Coral Gables, Fla.	5/25%	W	4-1	Wake Forest	Jacksonville, Fla.
6/10\$	L	1-3	Nebraska	Lincoln, Neb.	5/26%	L	4-7	Georgia Tech	Jacksonville, Fla.
6/11\$	L	3-6	Nebraska	Lincoln, Neb.	6/2+	W	11-2	San Francisco	Lincoln, Neb.
					6/3+	W	8-2	Manhattan	Lincoln, Neb.
					6/4+	W	10-4	Manhattan	Lincoln, Neb.
					6/10\$	L	9-11	Mississippi	Oxford, Miss.
					6/11\$	W	7-0	Mississippi	Oxford, Miss.
					6/12\$	W	14-9	Mississippi	Oxford, Miss.
					6/17#	W	11-1	Oregon State	Omaha, Neb.
					6/19#	L	2-3	Rice	Omaha, Neb.
					6/20#	L	1-8	Oregon State	Omaha, Neb.

## 2006

42-24 (.636)

### COLLEGE WORLD SERIES

1/28	W	17-3	FIU	Coral Gables, Fla.
1/29	W	5-0	FIU	Miami, Fla.
2/3	W	16-4	Winthrop	Coral Gables, Fla.
2/5	L	3-8	Winthrop	Coral Gables, Fla.
2/5	L	3-4	Winthrop	Coral Gables, Fla.
2/10	W	3-1	UCLA	Los Angeles, Calif.
2/11	L	4-7	UCLA	Los Angeles, Calif.
2/12	W	5-2	UCLA	Los Angeles, Calif.
2/15	W	13-4	Louisville	Coral Gables, Fla.
2/17	L	1-2	Florida	Coral Gables, Fla.
2/18	L	1-4	Florida	Coral Gables, Fla.
2/19	L	10-11	Florida	Coral Gables, Fla.
2/25	W	4-3	Bethune-Cookman	Coral Gables, Fla.
2/25	W	9-1	Bethune-Cookman	Coral Gables, Fla.

## 2007

37-24 (.607)

### NCAA TOURNAMENT

2/2	L	5-6	Mercer	Coral Gables, Fla.
2/3	L	5-8	Mercer	Coral Gables, Fla.
2/9	W	1-0	UCLA	Coral Gables, Fla.
2/10	W	9-8	UCLA	Coral Gables, Fla.
2/11	W	7-3	UCLA	Coral Gables, Fla.
2/16	L	2-7	Florida	Gainesville, Fla.

# HURRICANES BASEBALL HISTORY

2/17	L	5-7	Florida	Gainesville, Fla.	2/26*	L	2-7	Miami Marlins	Jupiter, Fla.
2/18	W	10-7	Florida	Gainesville, Fla.	2/29	W	8-4	Florida	Coral Gables, Fla.
2/23	L	10-7	Elon	Coral Gables, Fla.	3/1	W	8-5	Florida	Coral Gables, Fla.
2/24	W	17-4	Elon	Coral Gables, Fla.	3/2	L	2-6	Florida	Coral Gables, Fla.
2/25	W	6-3	Elon	Coral Gables, Fla.	3/4	W	9-2	Lehigh	Coral Gables, Fla.
3/2	W	14-8	Fordham	Coral Gables, Fla.	3/7	W	10-7	Boston College	Coral Gables, Fla.
3/3	W	8-1	Fordham	Coral Gables, Fla.	3/8	W	8-3	Boston College	Coral Gables, Fla.
3/4	W	10-9	Fordham (10)	Coral Gables, Fla.	3/9	W	7-1	Boston College	Coral Gables, Fla.
3/6	L	2-5	St. Bonaventure	Coral Gables, Fla.	3/11	W	10-0	Penn State	Coral Gables, Fla.
3/7	W	7-2	La Salle	Coral Gables, Fla.	3/12	W	7-4	Maine	Coral Gables, Fla.
3/9	L	5-7	North Carolina	Chapel Hill, N.C.	3/14	W	12-5	NC State	Raleigh, N.C.
3/10	L	1-3	North Carolina	Chapel Hill, N.C.	3/15	W	2-1	NC State	Raleigh, N.C.
3/11	L	7-11	North Carolina	Chapel Hill, N.C.	3/16	L	10-11	NC State	Raleigh, N.C.
3/13	W	4-2	Maine	Coral Gables, Fla.	3/18	W	20-9	Cornell	Coral Gables, Fla.
3/14	W	4-1	Rutgers	Coral Gables, Fla.	3/19	W	13-1	NJIT	Coral Gables, Fla.
3/16	W	13-3	Maryland	Coral Gables, Fla.	3/21	W	17-4	Wake Forest	Coral Gables, Fla.
3/17	W	4-3	Maryland	Coral Gables, Fla.	3/23	W	23-2	Wake Forest	Coral Gables, Fla.
3/18	L	4-5	Maryland	Coral Gables, Fla.	3/25	W	10-5	Bethune-Cookman	Coral Gables, Fla.
3/23	L	1-4	Virginia	Charlottesville, Va.	3/26	W	7-6	Bethune-Cookman	Coral Gables, Fla.
3/24	L	0-3	Virginia	Charlottesville, Va.	3/28	W	7-5	Duke (10)	Durham, N.C.
3/25	W	4-2	Virginia	Charlottesville, Va.	3/29	W	8-1	Duke	Durham, N.C.
3/30	W	10-3	Clemson	Clemson, S.C.	4/1	W	16-7	Florida Atlantic	Coral Gables, Fla.
3/31	L	1-4	Clemson	Clemson, S.C.	4/2	W	13-2	FIU	Miami, Fla.
4/1	W	7-6	Clemson	Clemson, S.C.	4/4	W	6-4	Clemson	Coral Gables, Fla.
4/4	W	10-9	Florida Int'l (10)	Coral Gables, Fla.	4/5	W	15-5	Clemson	Coral Gables, Fla.
4/6	L	2-9	Georgia Tech	Coral Gables, Fla.	4/6	W	7-6	Clemson	Coral Gables, Fla.
4/7	W	5-2	Georgia Tech (11)	Coral Gables, Fla.	4/8	W	4-2	Florida Gulf Coast (11)	Coral Gables, Fla.
4/8	W	8-7	Georgia Tech	Coral Gables, Fla.	4/9	L	3-6	Florida Atlantic	Coral Gables, Fla.
4/11	W	11-7	FIU	Miami, Fla.	4/12	W	10-5	Georgia Tech	Atlanta, Ga.
4/13	L	3-5	NC State (13)	Coral Gables, Fla.	4/12	W	15-5	Georgia Tech	Atlanta, Ga.
4/14	W	5-1	NC State	Coral Gables, Fla.	4/13	W	9-3	Georgia Tech	Atlanta, Ga.
4/15	L	9-19	NC State	Coral Gables, Fla.	4/16	W	12-10	Florida Atlantic	Boca Raton, Fla.
4/18	L	2-3	North Florida	Coral Gables, Fla.	4/18	W	11-4	Florida State	Tallahassee, Fla.
4/20	W	11-9	Virginia Tech	Blacksburg, Va.	4/19	L	5-9	Florida State	Tallahassee, Fla.
4/21	W	4-3	Virginia Tech	Blacksburg, Va.	4/20	W	11-10	Florida State	Tallahassee, Fla.
4/22	W	9-5	Virginia Tech	Blacksburg, Va.	4/23	L	3-6	FIU	Coral Gables, Fla.
4/25	W	7-3	Stetson	Coral Gables, Fla.	4/25	W	1-0	Virginia	Coral Gables, Fla.
4/27	L	6-7	Florida State	Coral Gables, Fla.	4/26	W	4-3	Virginia (10)	Coral Gables, Fla.
4/28	L	8-13	Florida State	Coral Gables, Fla.	4/27	W	10-0	Virginia	Coral Gables, Fla.
4/29	W	7-1	Florida State	Coral Gables, Fla.	5/2	W	10-6	St. Mary's	Coral Gables, Fla.
5/4	W	3-2	Wright State	Coral Gables, Fla.	5/3	W	5-0	St. Mary's	Coral Gables, Fla.
5/5	W	11-2	Wright State	Coral Gables, Fla.	5/4	W	15-3	St. Mary's	Coral Gables, Fla.
5/6	W	13-5	Wright State	Coral Gables, Fla.	5/9	W	12-4	Virginia Tech	Blacksburg, Va.
5/11	W	9-8	Wake Forest (14)	Winston-Salem, N.C.	5/10	L	6-7	Virginia Tech	Blacksburg, Va.
5/12	L	10-12	Wake Forest	Winston-Salem, N.C.	5/10	W	9-2	Virginia Tech	Blacksburg, Va.
5/13	W	2-1	Wake Forest	Winston-Salem, N.C.	5/13	W	5-2	North Florida	Coral Gables, Fla.
5/17	W	2-1	Duke	Coral Gables, Fla.	5/15	W	12-2	North Carolina	Coral Gables, Fla.
5/18	W	5-1	Duke	Coral Gables, Fla.	5/16	L	6-10	North Carolina	Coral Gables, Fla.
5/19	W	14-5	Duke	Coral Gables, Fla.	5/17	L	11-12	North Carolina	Coral Gables, Fla.
5/23%	L	4-5	Clemson (13)	Jacksonville, Fla.	5/21%	W	7-1	Clemson	Jacksonville, Fla.
5/25%	W	9-3	Florida State	Jacksonville, Fla.	5/22%	W	15-12	Georgia Tech	Jacksonville, Fla.
5/26%	L	3-7	Wake Forest	Jacksonville, Fla.	5/24%	W	5-2	NC State	Jacksonville, Fla.
6/1+	L	7-13	Louisville	Columbia, Mo.	5/25%	W	8-4	Virginia	Jacksonville, Fla.
6/2+	W	8-7	Kent State	Columbia, Mo.	5/30+	W	7-4	Bethune-Cookman	Coral Gables, Fla.
6/3+	L	7-8	Louisville	Columbia, Mo.	5/31+	W	6-5	Missouri	Coral Gables, Fla.
					6/1+	W	11-2	Mississippi	Coral Gables, Fla.
					6/6\$	L	3-6	Arizona	Coral Gables, Fla.
					6/7\$	W	14-10	Arizona	Coral Gables, Fla.
					6/8\$	W	4-2	Arizona	Coral Gables, Fla.
					6/14#	L	4-7	Georgia	Omaha, Neb.
					6/16#	W	7-5	Florida State	Omaha, Neb.
					6/18#	L	3-8	Stanford	Omaha, Neb.

## 2008

53-11 (.828)

### COLLEGE WORLD SERIES

2/22	W	3-1	Cincinnati	Coral Gables, Fla.
2/23	W	6-4	Cincinnati	Coral Gables, Fla.
2/24	W	8-0	Cincinnati	Coral Gables, Fla.

# HURRICANES BASEBALL HISTORY

2009

## NCAA TOURNAMENT

2/20	W	6-1	Rutgers	Coral Gables, Fla.
2/21	W	4-2	Rutgers	Coral Gables, Fla.
2/21	L	4-5	Rutgers	Coral Gables, Fla.
2/22	W	18-9	Rutgers	Coral Gables, Fla.
2/27	W	8-5	Florida	Gainesville, Fla.
2/28	W	2-1	Florida	Gainesville, Fla.
3/1	W	16-2	Florida	Gainesville, Fla.
3/3	L	0-3	Rhode Island	Coral Gables, Fla.
3/4	W	14-3	Mount St. Mary's	Coral Gables, Fla.
3/6	W	7-6	NC State (12)	Coral Gables, Fla.
3/7	W	4-0	NC State	Coral Gables, Fla.
3/8	W	9-7	NC State	Coral Gables, Fla.
3/10	W	11-6	St. Joseph's	Coral Gables, Fla.
3/11	W	11-6	Pittsburgh	Coral Gables, Fla.
3/13	W	5-4	Duke	Coral Gables, Fla.
3/14	L	0-2	Duke	Coral Gables, Fla.
3/15	W	7-6	Duke	Coral Gables, Fla.
3/17	W	8-0	St. Thomas	Coral Gables, Fla.
3/18	W	11-1	UMBC	Coral Gables, Fla.
3/20	L	4-9	Virginia	Charlottesville, Va.
3/21	W	4-3	Virginia	Charlottesville, Va.
3/22	W	7-5	Virginia (8)	Charlottesville, Va.
3/24	L	1-7	Ohio State	Coral Gables, Fla.
3/25	W	13-6	Florida Atlantic	Boca Raton, Fla.
3/27	L	9-13	Georgia Tech	Coral Gables, Fla.
3/28	L	4-6	Georgia Tech	Coral Gables, Fla.
3/29	W	6-2	Georgia Tech	Coral Gables, Fla.
4/1	W	15-10	Barry	Coral Gables, Fla.
4/3	L	4-14	Florida State	Coral Gables, Fla.
4/4	W	6-4	Florida State	Coral Gables, Fla.
4/5	W	14-8	Florida State	Coral Gables, Fla.
4/7	W	8-7	Florida Atlantic	Coral Gables, Fla.
4/11	W	12-8	Clemson	Clemson, S.C.
4/11	L	1-9	Clemson	Clemson, S.C.
4/12	L	6-9	Clemson	Clemson, S.C.
4/14	W	3-1	Florida Atlantic	Coral Gables, Fla.
4/17	L	0-3	North Carolina	Chapel Hill, N.C.
4/18	L	4-5	North Carolina (10)	Chapel Hill, N.C.
4/19	L	1-4	North Carolina	Chapel Hill, N.C.
4/22	W	13-7	Florida Gulf Coast	Coral Gables, Fla.
4/24	W	4-1	Virginia Tech	Coral Gables, Fla.
4/25	L	4-7	Virginia Tech	Coral Gables, Fla.
4/26	W	11-3	Virginia Tech	Coral Gables, Fla.
4/28	L	1-10	North Florida	Coral Gables, Fla.
5/1	W	5-1	Boston College	Chestnut Hill, Mass.
5/2	W	7-5	Boston College	Brockton, Mass.
5/3	L	3-13	Boston College	Chestnut Hill, Mass.
5/8	L	0-1	Bethune-Cookman	Coral Gables, Fla.
5/9	W	14-4	Bethune-Cookman	Coral Gables, Fla.
5/10	L	2-5	Bethune-Cookman	Coral Gables, Fla.
5/14	W	23-5	Wake Forest	Winston-Salem, N.C.
5/16	W	19-6	Wake Forest	Winston-Salem, N.C.
5/16	W	4-2	Wake Forest	Winston-Salem, N.C.
5/20%	W	8-6	Georgia Tech	Durham, N.C.
5/21%	L	2-4	Florida State	Durham, N.C.
5/22%	L	1-10	Boston College	Durham, N.C.
5/29+	W	9-4	Jacksonville	Gainesville, Fla.
5/30+	L	2-8	Florida	Gainesville, Fla.
5/31+	W	4-0	Jacksonville	Gainesville, Fla.
5/31+	L	5-16	Florida	Gainesville, Fla.

38-22 (.633)

2010

## NCAA TOURNAMENT

2/19	W	12-1	Rutgers	Coral Gables, Fla.
2/20	W	10-8	Rutgers	Coral Gables, Fla.
2/21	W	9-7	Rutgers	Coral Gables, Fla.
2/26	W	7-3	Manhattan	Coral Gables, Fla.
2/27	W	18-1	Manhattan	Coral Gables, Fla.
2/28	L	7-12	Manhattan	Coral Gables, Fla.
3/2	W	15-2	USF	Tampa, Fla.
3/5	L	1-7	Florida	Coral Gables, Fla.
3/6	W	9-6	Florida	Coral Gables, Fla.
3/7	L	2-4	Florida	Coral Gables, Fla.
3/9	W	19-2	UCF	Orlando, Fla.
3/12	L	0-3	Boston College	Coral Gables, Fla.
3/13	W	7-1	Boston College	Coral Gables, Fla.
3/14	W	11-4	Boston College	Coral Gables, Fla.
3/16	L	3-4	Fordham	Coral Gables, Fla.
3/17	W	9-8	Fordham	Coral Gables, Fla.
3/19	W	3-1	Duke	Durham, N.C.
3/20	W	11-3	Duke	Durham, N.C.
3/21	W	7-6	Duke	Durham, N.C.
3/23	L	3-6	UCF	Coral Gables, Fla.
3/26	W	6-5	NC State	Raleigh, N.C.
3/27	L	6-7	NC State (11)	Raleigh, N.C.
3/28	W	4-0	NC State	Raleigh, N.C.
3/31	W	12-5	FAU	Coral Gables, Fla.
4/2	W	7-4	Wake Forest	Coral Gables, Fla.
4/3	W	9-8	Wake Forest (11)	Coral Gables, Fla.
4/4	W	10-1	Wake Forest	Coral Gables, Fla.
4/6	W	8-5	Florida Atlantic	Boca Raton, Fla.
4/7	W	11-0	Florida Atlantic	Coral Gables, Fla.
4/9	L	7-9	Virginia Tech	Blacksburg, Va.
4/10	W	9-2	Virginia Tech	Blacksburg, Va.
4/11	L	2-4	Virginia Tech	Blacksburg, Va.
4/14	W	9-0	Florida Gulf Coast	Ft Myers, Fla.
4/16	W	7-5	North Carolina	Coral Gables, Fla.
4/17	W	11-1	North Carolina	Coral Gables, Fla.
4/18	W	5-2	North Carolina (8)	Coral Gables, Fla.
4/20	W	5-2	Bethune-Cookman	Coral Gables, Fla.
4/23	W	6-5	Florida State	Tallahassee, Fla.
4/24	L	7-8	Florida State	Tallahassee, Fla.
4/25	L	6-7	Florida State	Tallahassee, Fla.
4/27	W	9-6	St. Thomas	Coral Gables, Fla.
4/28	W	14-7	USF	Coral Gables, Fla.
4/30	W	5-1	Maryland	Coral Gables, Fla.
5/1	W	6-4	Maryland	Coral Gables, Fla.
5/2	W	9-1	Maryland	Coral Gables, Fla.
5/7	W	6-0	Barry	Coral Gables, Fla.
5/8	W	11-1	Barry	Coral Gables, Fla.
5/14	L	3-14	Georgia Tech	Atlanta, Ga.
5/15	W	9-2	Georgia Tech	Atlanta, Ga.
5/16	L	3-6	Georgia Tech	Atlanta, Ga.
5/18	W	5-4	Florida Gulf Coast	Coral Gables, Fla.
5/20	W	5-4	Virginia (11)	Coral Gables, Fla.
5/21	L	1-3	Virginia	Coral Gables, Fla.
5/22	L	4-7	Virginia	Coral Gables, Fla.
5/26%	W	9-3	Florida State	Greensboro, N.C.
5/27%	L	10-12	Boston College (12)	Greensboro, N.C.
5/29%	L	8-12	Virginia	Greensboro, N.C.
6/4+	W	12-8	Dartmouth	Coral Gables, Fla.
6/5+	W	14-1	Texas A&M	Coral Gables, Fla.
6/6+	L	7-11	Texas A&M	Coral Gables, Fla.

43-20 (.683)

# HURRICANES BASEBALL HISTORY

6/7+	W	10-3	Texas A&M	Coral Gables, Fla.
6/11\$	L	2-7	Florida	Gainesville, Fla.
6/12\$	L	3-4	Florida (10)	Gainesville, Fla.

5/26%	W	7-3	North Carolina	Durham, N.C.
5/27%	L	4-6	Virginia	Durham, N.C.
5/28%	W	4-2	Wake Forest	Durham, N.C.
6/3+	W	7-2	Jacksonville	Gainesville, Fla.
6/4+	L	4-5	Florida	Gainesville, Fla.
6/5+	W	6-3	Jacksonville	Gainesville, Fla.
6/5+	L	4-11	Florida	Gainesville, Fla.

## 2011

38-23 (.623)

### NCAA TOURNAMENT

2/18	W	2-1	Rutgers (11)	Coral Gables, Fla.
2/19	L	5-6	Rutgers (10)	Coral Gables, Fla.
2/20	W	5-3	Rutgers	Coral Gables, Fla.
2/23	L	4-7	Florida Atlantic	Boca Raton, Fla.
2/24	W	6-3	Appalachian State	Coral Gables, Fla.
2/25	L	5-7	Appalachian State	Coral Gables, Fla.
2/26	W	10-0	Appalachian State	Coral Gables, Fla.
2/27	W	9-8	Miami Marlins	Jupiter, Fla.
3/1	L	2-4	USF	Tampa, Fla.
3/4	L	3-8	Florida	Gainesville, Fla.
3/5	L	0-1	Florida	Gainesville, Fla.
3/6	L	3-5	Florida	Gainesville, Fla.
3/8	W	1-0	Illinois State (11)	Coral Gables, Fla.
3/9	L	2-9	Illinois State	Coral Gables, Fla.
3/11	W	3-1	Virginia Tech	Coral Gables, Fla.
3/12	W	2-1	Virginia Tech	Coral Gables, Fla.
3/13	W	11-1	Virginia Tech	Coral Gables, Fla.
3/15	W	7-3	Florida Atlantic	Coral Gables, Fla.
3/18	W	4-1	Wake Forest	Winston-Salem, N.C.
3/19	W	4-3	Wake Forest	Winston-Salem, N.C.
3/20	W	5-3	Wake Forest	Winston-Salem, N.C.
3/22	W	4-1	UCF	Coral Gables, Fla.
3/23	W	5-2	Florida Gulf Coast	Coral Gables, Fla.
3/25	L	3-8	Georgia Tech	Coral Gables, Fla.
3/26	L	3-12	Georgia Tech (10)	Coral Gables, Fla.
3/27	L	1-3	Georgia Tech	Coral Gables, Fla.
3/29	W	13-2	Florida Gulf Coast	Coral Gables, Fla.
4/3	W	19-4	Boston College	Chestnut Hill, Mass.
4/3	W	7-6	Boston College (5)	Chestnut Hill, Mass.
4/6	W	8-1	Florida Gulf Coast	Ft. Myers, Fla.
4/8	W	4-1	NC State	Coral Gables, Fla.
4/9	W	14-13	NC State (10)	Coral Gables, Fla.
4/10	W	3-0	NC State	Coral Gables, Fla.
4/13	W	10-5	Barry	Coral Gables, Fla.
4/15	W	10-4	Maryland	College Park, Md.
4/17	L	2-10	Maryland	College Park, Md.
4/17	W	5-2	Maryland	College Park, Md.
4/20	W	5-3	Bethune-Cookman	Coral Gables, Fla.
4/23	W	13-6	North Carolina (10)	Chapel Hill, N.C.
4/23	W	5-3	North Carolina	Chapel Hill, N.C.
4/24	L	1-8	North Carolina	Chapel Hill, N.C.
4/27	W	14-5	USF	Coral Gables, Fla.
4/29	L	5-6	Florida State	Coral Gables, Fla.
4/30	L	0-2	Florida State	Coral Gables, Fla.
5/1	W	5-1	Florida State	Coral Gables, Fla.
5/6	W	16-4	Hofstra	Coral Gables, Fla.
5/7	W	9-3	Hofstra	Coral Gables, Fla.
5/8	L	0-5	Hofstra	Coral Gables, Fla.
5/13	W	6-2	Virginia	Charlottesville, Va.
5/14	L	2-3	Virginia	Charlottesville, Va.
5/15	L	4-5	Virginia	Charlottesville, Va.
5/17	L	4-7	Florida Atlantic	Coral Gables, Fla.
5/19	W	4-1	Duke	Coral Gables, Fla.
5/20	L	0-2	Duke	Coral Gables, Fla.
5/21	W	5-2	Duke	Coral Gables, Fla.

## 2012

36-23 (.610)

### NCAA TOURNAMENT

2/17	W	6-2	Rutgers	Coral Gables, Fla.
2/18	W	4-1	Rutgers	Coral Gables, Fla.
2/19	W	9-7	Rutgers	Coral Gables, Fla.
2/22	W	3-0	Florida Gulf Coast	Ft. Myers, Fla.
2/24	W	15-4	Albany	Coral Gables, Fla.
2/25	W	11-1	Albany	Coral Gables, Fla.
2/26	W	12-5	Albany	Coral Gables, Fla.
2/29	W	10-5	Florida Atlantic	Coral Gables, Fla.
3/2	L	5-7	Florida	Coral Gables, Fla.
3/3	L	5-13	Florida	Coral Gables, Fla.
3/4	L	5-8	Florida	Coral Gables, Fla.
3/6*	L	6-7	Miami Marlins	Miami, Fla.
3/7	W	4-3	Miami (OH)	Coral Gables, Fla.
3/9	W	7-3	Boston College	Coral Gables, Fla.
3/10	W	5-3	Boston College	Coral Gables, Fla.
3/11	W	4-1	Boston College	Coral Gables, Fla.
3/13	W	11-6	Illinois State	Coral Gables, Fla.
3/14	W	3-2	UCF	Orlando, Fla.
3/16	L	1-5	Duke	Durham, N.C.
3/17	W	2-1	Duke	Durham, N.C.
3/18	W	7-1	Duke	Durham, N.C.
3/21	W	8-5	Florida Atlantic	Boca Raton, Fla.
3/23	W	4-1	Maryland	Coral Gables, Fla.
3/24	W	9-1	Maryland	Coral Gables, Fla.
3/25	L	4-6	Maryland	Coral Gables, Fla.
3/28	W	11-4	St. Thomas	Coral Gables, Fla.
3/30	L	1-3	Clemson	Clemson, S.C.
3/31	L	1-3	Clemson	Clemson, S.C.
4/1	W	4-2	Clemson	Clemson, S.C.
4/4	L	1-4	UCF	Coral Gables, Fla.
4/6	W	8-0	North Carolina	Coral Gables, Fla.
4/7	W	4-3	North Carolina (14)	Coral Gables, Fla.
4/8	W	4-0	North Carolina	Coral Gables, Fla.
4/11	L	2-4	Florida Gulf Coast	Coral Gables, Fla.
4/13	W	6-4	Virginia Tech	Blacksburg, Va.
4/14	L	4-5	Virginia Tech	Blacksburg, Va.
4/15	L	2-3	Virginia Tech	Blacksburg, Va.
4/18	W	3-2	Stetson	Coral Gables, Fla.
4/20	L	2-11	Florida State	Tallahassee, Fla.
4/21	L	1-6	Florida State	Tallahassee, Fla.
4/22	L	7-8	Florida State	Tallahassee, Fla.
4/24	W	3-1	Florida Atlantic	Coral Gables, Fla.
4/28	L	3-7	Virginia	Coral Gables, Fla.
4/29	L	4-7	Virginia	Coral Gables, Fla.
4/30	L	4-7	Virginia	Coral Gables, Fla.
5/4	W	7-0	Bethune-Cookman	Coral Gables, Fla.
5/5	W	5-4	Bethune-Cookman	Coral Gables, Fla.
5/6	W	4-3	Bethune-Cookman	Coral Gables, Fla.
5/11	W	11-0	Wake Forest	Coral Gables, Fla.
5/12	L	2-7	Wake Forest	Coral Gables, Fla.
5/13	W	6-3	Wake Forest	Coral Gables, Fla.



# HURRICANES BASEBALL HISTORY

5/17	W	5-4	Georgia Tech	Atlanta, Ga.	5/5	W	6-4	St. John's	Coral Gables, Fla.
5/18	W	8-6	Georgia Tech	Atlanta, Ga.	5/10	W	8-3	Wake Forest	Winston-Salem, N.C.
5/19	L	1-2	Georgia Tech	Atlanta, Ga.	5/11	L	4-5	Wake Forest	Winston-Salem, N.C.
5/23%	L	2-3	NC State	Greensboro, N.C.	5/12	L	3-9	Wake Forest	Winston-Salem, N.C.
5/24%	W	5-3	North Carolina	Greensboro, N.C.	5/16	W	8-3	Georgia Tech	Coral Gables, Fla.
5/25%	W	6-3	Wake Forest	Greensboro, N.C.	5/17	W	11-7	Georgia Tech	Coral Gables, Fla.
5/27%	L	5-8	Georgia Tech	Greensboro, N.C.	5/18	L	1-10	Georgia Tech	Coral Gables, Fla.
6/1+	L	2-10	Stony Brook	Coral Gables, Fla.	5/23%	L	0-10	North Carolina (8)	Durham, N.C.
6/2+	L	2-12	Missouri State	Coral Gables, Fla.	5/24%	L	1-7	NC State	Durham, N.C.
					5/25%	W	7-0	Clemson	Durham, N.C.
					5/31+	W	7-0	Oklahoma State	Louisville, Ky.
					6/1+	L	4-6	Louisville	Louisville, Ky.
					6/2+	L	1-7	Oklahoma State	Louisville, Ky.

## 2013

37-25 (.597)

### NCAA TOURNAMENT

2/16	W	5-4	Rutgers	Coral Gables, Fla.
2/16	W	4-1	Rutgers (7)	Coral Gables, Fla.
2/17	W	7-0	Rutgers	Coral Gables, Fla.
2/20	W	5-4	Florida Atlantic (11)	Boca Raton, Fla.
2/22	W	6-1	Milwaukee	Coral Gables, Fla.
2/23	W	6-1	Milwaukee	Coral Gables, Fla.
2/24	W	7-6	Milwaukee	Coral Gables, Fla.
2/26	W	5-4	St. Thomas	Coral Gables, Fla.
2/27	W	5-1	Barry	Coral Gables, Fla.
3/1	W	3-2	Florida	Gainesville, Fla.
3/2	L	4-6	Florida	Gainesville, Fla.
3/3	L	3-6	Florida	Gainesville, Fla.
3/5	W	6-2	Maine	Coral Gables, Fla.
3/6	W	5-0	UCF	Coral Gables, Fla.
3/8	L	2-4	Duke	Coral Gables, Fla.
3/9	L	2-9	Duke	Coral Gables, Fla.
3/10	W	5-3	Duke	Coral Gables, Fla.
3/12	L	6-17	Illinois State	Coral Gables, Fla.
3/13	W	9-2	Illinois State	Coral Gables, Fla.
3/15	W	4-1	North Carolina	Chapel Hill, N.C.
3/16	L	2-14	North Carolina	Chapel Hill, N.C.
3/17	L	1-4	North Carolina	Chapel Hill, N.C.
3/19	W	9-6	Columbia	Coral Gables, Fla.
3/20	W	6-4	Columbia	Coral Gables, Fla.
3/22	W	11-9	Virginia Tech	Coral Gables, Fla.
3/23	W	2-0	Virginia Tech	Coral Gables, Fla.
3/24	L	5-8	Virginia Tech (10)	Coral Gables, Fla.
3/27	L	1-6	Florida Atlantic	Coral Gables, Fla.
3/29	L	4-15	Virginia	Charlottesville, Va.
3/30	L	1-8	Virginia	Charlottesville, Va.
3/31	W	4-3	Virginia	Charlottesville, Va.
4/3	L	3-5	Bethune-Cookman	Coral Gables, Fla.
4/5	L	2-4	Florida State	Coral Gables, Fla.
4/6	W	6-0	Florida State	Coral Gables, Fla.
4/7	L	1-5	Florida State	Coral Gables, Fla.
4/10	W	8-2	Stetson	Coral Gables, Fla.
4/12	W	1-0	Maryland (13)	College Park, Md.
4/13	W	5-3	Maryland	College Park, Md.
4/14	L	2-7	Maryland	College Park, Md.
4/17	W	6-1	Bethune-Cookman	Coral Gables, Fla.
4/19	L	0-1	Clemson	Coral Gables, Fla.
4/20	W	2-1	Clemson	Coral Gables, Fla.
4/21	W	7-0	Clemson	Coral Gables, Fla.
4/24	W	6-4	Florida Atlantic	Coral Gables, Fla.
4/26	L	0-1	Boston College	Chestnut Hill, Mass.
4/27	W	5-0	Boston College	Chestnut Hill, Mass.
4/28	L	2-3	Boston College (11)	Chestnut Hill, Mass.
5/3	W	12-3	St. John's	Coral Gables, Fla.
5/4	W	4-2	St. John's	Coral Gables, Fla.

## 2014

44-19 (.698)

### NCAA TOURNAMENT

2/14	W	6-3	Maine	Coral Gables, Fla.
2/15	L	1-3	Maine	Coral Gables, Fla.
2/16	W	11-2	Maine	Coral Gables, Fla.
2/19	L	2-5	FAU	Coral Gables, Fla.
2/21	W	6-4	Florida	Coral Gables, Fla.
2/22	W	5-2	Florida	Coral Gables, Fla.
2/23	L	4-6	Florida	Coral Gables, Fla.
2/26	L	2-5	Marlins (exhibition)	Jupiter, Fla.
2/28	W	3-1	Florida State	Tallahassee, Fla.
3/1	L	2-10	Florida State	Tallahassee, Fla.
3/2	L	6-13	Florida State	Tallahassee, Fla.
3/4	W	17-0	Villanova	Coral Gables, Fla.
3/5	W	7-2	Villanova	Coral Gables, Fla.
3/7	W	6-2	Boston College*	Coral Gables, Fla.
3/8	W	5-2	Boston College*	Coral Gables, Fla.
3/9	W	4-3	Boston College*	Coral Gables, Fla.
3/11	L	3-7	Bethune-Cookman	Coral Gables, Fla.
3/12	L	3-7	Stetson	DeLand, Fla.
3/14	W	10-8	Georgia Tech*	Atlanta, Ga.
3/15	L	7-13	Georgia Tech* (G1)	Atlanta, Ga.
3/15	L	2-3	Georgia Tech* (G2)	Atlanta, Ga.
3/18	L	2-9	UCF	Coral Gables, Fla.
3/19	W	5-2	FGCU (10)	Fort Myers, Fla.
3/22	W	7-1	Virginia*	Coral Gables, Fla.
3/23	L	3-8	Virginia* (11)	Coral Gables, Fla.
3/24	L	3-5	Virginia*	Coral Gables, Fla.
3/26	W	4-0	FGCU	Coral Gables, Fla.
3/28	W	1-2	NC State*	Raleigh, N.C.
3/29	W	1-2	NC State*	Raleigh, N.C.
3/30	W	12-5	NC State*	Raleigh, N.C.
4/2	W	10-1	Bethune-Cookman	Coral Gables, Fla.
4/4	W	8-7	Virginia Tech*	Blacksburg, Va.
4/5	W	4-3	Virginia Tech*	Blacksburg, Va.
4/6	W	9-2	Virginia Tech*	Blacksburg, Va.
4/9	W	5-0	UCF	Orlando, Fla.
4/11	W	12-2	Pittsburgh*	Coral Gables, Fla.
4/12	W	1-0	Pittsburgh*	Coral Gables, Fla.
4/13	W	7-2	Pittsburgh*	Coral Gables, Fla.
4/16	W	2-1	FAU	Coral Gables, Fla.
4/19	W	3-2	Notre Dame*	Coral Gables, Fla.
4/20	L	4-7	Notre Dame*	Coral Gables, Fla.
4/21	W	6-3	Notre Dame*	Coral Gables, Fla.
4/23	W	10-9	FAU	Boca Raton, Fla.
4/25	W	5-2	Clemson*	Clemson, S.C.
4/26	W	3-2	Clemson* (12)	Clemson, S.C.

# HURRICANES BASEBALL HISTORY

4/27	W	10-2	Clemson*	Clemson, S.C.	4/18	L	2-5	Virginia*	Charlottesville, Va.
5/2	W	11-1	Alabama State	Coral Gables, Fla.	4/19	W	8-6	Virginia*	Charlottesville, Va.
5/3	L	5-6	Alabama State	Coral Gables, Fla.	4/24	L	7-8	Florida State* (17)	Coral Gables, Fla.
5/4	W	6-3	Alabama State	Coral Gables, Fla.	4/25	L	5-15	Florida State*	Coral Gables, Fla.
5/7	W	7-3	FGCU	Coral Gables, Fla.	4/26	W	12-0	Florida State*	Coral Gables, Fla.
5/9	W	6-1	Duke*	Durham, N.C.	5/2	W	9-5	Pittsburgh (G1)	Pittsburgh, Pa.
5/10	W	9-1	Duke*	Durham, N.C.	5/2	W	12-0	Pittsburgh (G2)	Pittsburgh, Pa.
5/11	W	4-3	Duke*	Durham, N.C.	5/3	W	9-3	Pittsburgh	Pittsburgh, Pa.
5/16	W	6-5	North Carolina* (16) (G1)	Coral Gables, Fla.	5/6	W	14-0	Bethune-Cookman	Coral Gables, Fla.
5/16	L	2-11	North Carolina* (G2)	Coral Gables, Fla.	5/8	W	26-0	NYIT	Coral Gables, Fla.
5/17	W	2-0	North Carolina*	Coral Gables, Fla.	5/9	W	13-1	NYIT	Coral Gables, Fla.
5/21%	L	3-6	Georgia Tech	Greensboro, N.C.	5/10	W	19-1	NYIT	Coral Gables, Fla.
5/22%	L	2-3	Clemson	Greensboro, N.C.	5/12	W	14-6	FAU	Coral Gables, Fla.
5/24%	W	6-5	Duke (12)	Greensboro, N.C.	5/14	W	3-0	Georgia Tech*	Coral Gables, Fla.
5/30+	W	1-0	Bethune-Cookman	Coral Gables, Fla.	5/15	W	22-1	Georgia Tech*	Coral Gables, Fla.
5/31+	L	0-3	Texas Tech	Coral Gables, Fla.	5/16	W	17-4	Georgia Tech*	Coral Gables, Fla.
6/1+	W	10-0	Bethune-Cookman	Coral Gables, Fla.	5/20%	W	9-5	Virginia	Durham, N.C.
6/1+	W	2-1	Texas Tech (10)	Coral Gables, Fla.	5/22%	L	4-5	NC State (12)	Durham, N.C.
6/2+	L	0-4	Texas Tech	Coral Gables, Fla.	5/23%	W	6-5	Notre Dame	Durham, N.C.

## 2015

## 50-17 (.746)

### COLLEGE WORLD SERIES

2/13	W	5-2	Rutgers	Coral Gables, Fla.
2/14	W	9-5	Rutgers (G1)	Coral Gables, Fla.
2/14	W	9-3	Rutgers (G2)	Coral Gables, Fla.
2/15	W	25-4	Rutgers	Coral Gables, Fla.
2/18	L	3-5	FAU	Boca Raton, Fla.
2/20	L	3-4	Florida	Gainesville, Fla.
2/21	W	7-2	Florida	Gainesville, Fla.
2/22	L	1-2	Florida	Gainesville, Fla.
2/25	W	5-3	Barry	Coral Gables, Fla.
2/27	W	8-7	Wright State	Coral Gables, Fla.
2/28	W	4-3	Wright State	Coral Gables, Fla.
3/1	L	6-12	Wright State	Coral Gables, Fla.
3/4	W	7-3	FGCU	Coral Gables, Fla.
3/7	L	6-9	Louisville* (G1)	Louisville, Ky.
3/7	W	9-5	Louisville* (G2)	Louisville, Ky.
3/8	L	4-5	Louisville*	Louisville, Ky.
3/10	W	15-4	FGCU	Coral Gables, Fla.
3/11	W	7-0	Stetson	Coral Gables, Fla.
3/13	W	3-2	NC State* (10)	Coral Gables, Fla.
3/14	W	9-2	NC State*	Coral Gables, Fla.
3/15	W	6-0	NC State*	Coral Gables, Fla.
3/17	W	9-1	Army	Coral Gables, Fla.
3/20	W	15-2	Wake Forest*	Winston-Salem, N.C.
3/21	W	12-7	Wake Forest*	Winston-Salem, N.C.
3/22	L	4-10	Wake Forest*	Winston-Salem, N.C.
3/25	L	1-8	FGCU	Coral Gables, Fla.
3/27	W	4-3	North Carolina*	Chapel Hill, N.C.
3/28	W	4-3	North Carolina* (11)	Chapel Hill, N.C.
3/29	L	3-10	North Carolina*	Chapel Hill, N.C.
4/1	W	13-3	Bethune-Cookman	Coral Gables, Fla.
4/3	W	4-3	Duke*	Coral Gables, Fla.
4/4	W	3-2	Duke*	Coral Gables, Fla.
4/5	W	10-0	Duke*	Coral Gables, Fla.
4/8	W	4-3	FAU (10)	Coral Gables, Fla.
4/10	W	11-1	Virginia Tech*	Coral Gables, Fla.
4/11	W	14-4	Virginia Tech*	Coral Gables, Fla.
4/12	W	9-1	Virginia Tech*	Coral Gables, Fla.
4/15	W	4-2	UCF	Coral Gables, Fla.
4/17	L	4-5	Virginia*	Charlottesville, Va.

## 2016

## 50-14 (.781)

### COLLEGE WORLD SERIES

2/19	W	4-1	Rutgers	Coral Gables, Fla.
2/20	W	2-0	Rutgers	Coral Gables, Fla.
2/21	W	8-1	Rutgers	Coral Gables, Fla.
2/24	W	7-6	St. Thomas (10)	Coral Gables, Fla.
2/26	L	0-5	Florida	Coral Gables, Fla.
2/27	W	5-3	Florida	Coral Gables, Fla.
2/28	L	3-7	Florida	Coral Gables, Fla.
3/1	L	1-5	Marlins (exhibition)	Jupiter, Fla.
3/2	W	6-2	FGCU	Coral Gables, Fla.
3/4	W	10-0	Manhattan	Coral Gables, Fla.
3/5	W	14-4	Manhattan	Coral Gables, Fla.
3/6	W	7-4	Manhattan	Coral Gables, Fla.
3/8	W	6-2	Maine	Coral Gables, Fla.
3/9	W	4-2	Stetson	Coral Gables, Fla.
3/11	L	3-14	Virginia Tech*	Blacksburg, Va.
3/12	W	11-6	Virginia Tech*	Blacksburg, Va.
3/13	W	7-2	Virginia Tech*	Blacksburg, Va.
3/16	W	5-2	UCF	Orlando, Fla.
3/18	W	8-4	Louisville*	Coral Gables, Fla.
3/19	W	6-3	Louisville*	Coral Gables, Fla.
3/20	L	3-4	Louisville*	Coral Gables, Fla.
3/23	W	5-4	Bethune-Cookman	Coral Gables, Fla.
3/25	W	9-8	Clemson*	Coral Gables, Fla.
3/26	W	5-4	Clemson* (11)	Coral Gables, Fla.
3/27	W	10-5	Clemson*	Coral Gables, Fla.
4/1	W	10-4	North Carolina*	Coral Gables, Fla.
4/2	W	7-3	North Carolina*	Coral Gables, Fla.
4/3	W	7-4	North Carolina*	Coral Gables, Fla.
4/5	W	4-0	FGCU	Fort Myers, Fla.
4/10	W	10-2	Notre Dame*	South Bend, Ind.



# HURRICANES BASEBALL HISTORY

4/12	W	8-3	Nova Southeastern	Coral Gables, Fla.
4/13	W	8-4	UCF	Coral Gables, Fla.
4/15	W	14-2	Duke*	Durham, N.C.
4/16	L	5-12	Duke*	Durham, N.C.
4/17	W	9-0	Duke*	Durham, N.C.
4/20	L	3-4	FAU	Coral Gables, Fla.
4/22	L	5-6	Virginia*	Coral Gables, Fla.
4/23	W	9-2	Virginia*	Coral Gables, Fla.
4/24	L	3-7	Virginia*	Coral Gables, Fla.
4/29	W	13-3	Florida A&M	Coral Gables, Fla.
4/30	W	11-2	Florida A&M	Coral Gables, Fla.
5/1	W	12-7	Florida A&M	Coral Gables, Fla.
5/5	W	5-2	FAU	Coral Gables, Fla.
5/7	L	1-12	Georgia Tech*	Atlanta, Ga.
5/8	W	12-2	Georgia Tech*	Atlanta, Ga.
5/9	W	17-6	Georgia Tech*	Atlanta, Ga.
5/10	W	14-7	Bethune-Cookman	Coral Gables, Fla.
5/13	W	7-6	Pittsburgh*	Coral Gables, Fla.
5/14	W	4-3	Pittsburgh* (11)	Coral Gables, Fla.
5/15	W	8-4	Pittsburgh*	Coral Gables, Fla.
5/17	W	8-3	FGCU	Coral Gables, Fla.
5/19	W	4-2	Florida State*	Tallahassee, Fla.
5/21	W	8-5	Florida State* (G1)	Tallahassee, Fla.
5/21	L	3-4	Florida State* (G2) (10)	Tallahassee, Fla.
5/25%	W	4-0	Georgia Tech	Durham, N.C.
5/26%	W	8-7	NC State	Durham, N.C.
5/28%	L	4-5	Florida State	Durham, N.C.
6/3+	W	4-2	Stetson	Coral Gables, Fla.
6/4+	W	4-3	Long Beach State (11)	Coral Gables, Fla.
6/5+	W	9-8	Long Beach State	Coral Gables, Fla.
6/10\$	W	12-7	Boston College	Coral Gables, Fla.
6/11\$	L	3-5	Boston College	Coral Gables, Fla.
6/12\$	W	9-4	Boston College	Coral Gables, Fla.
6/18#	L	1-5	Arizona	Omaha, Neb.
6/20#	L	3-5	UC Santa Barbara	Omaha, Neb.

## KEY

- % - ACC Tournament
- + - NCAA Regional
- \$ - NCAA Super Regional
- # - College World Series
- \* - Exhibition

# ALL-TIME SERIES HISTORY

OPPONENT	ALL TIME	UNDER MORRIS	FIRST MEETING	LAST MEETING	STRK	OPPONENT	ALL TIME	UNDER MORRIS	FIRST MEETING	LAST MEETING	STRK
Air Force	2-0-0	—	1986	1988	W2	Fordham	9-1-0	5-1-0	1984	2010	W1
Alabama	7-8-0	4-2-0	1983	1999	W2	Fresno State	1-0-0	—	1988	1988	W1
Alabama State	2-1-0	2-1-0	2014	2014	W1	Ft. Lauderdale College	2-0-0	—	1983	1983	W2
Albany	4-0-0	4-0-0	2001	2012	W4	Furman	9-1-0	1-0-0	1960	1998	W4
Amherst	10-4-0	—	1953	1959	W4	George Washington	11-1-0	5-1-0	1981	2005	W1
Appalachian State	3-1-0	2-1-0	1973	2011	W1	Georgetown	4-0-0	—	1987	1993	W4
Arizona	6-4-0	2-2-0	1979	2016	L1	Georgia	2-3-0	2-2-0	1965	2008	L1
Arizona State	8-9-0	2-4-0	1978	1998	L1	Georgia Southern	14-10-0	2-1-0	1966	1998	W2
Arkansas	5-0-0	2-0-0	1985	2015	W5	Georgia State	3-0-0	—	1993	1993	W3
Armstrong State	2-0-0	—	1985	1985	W2	Georgia Tech	58-36-2	35-26-0	1958	2016	W3
Army	27-2-1	1-0-0	1960	2015	W9	Georgia-Atlanta	1-0-0	—	1953	1953	W1
Auburn	1-7-0	1-0-0	1946	1994	W1	Glassboro State	2-1-0	—	1978	1979	W1
Ball State	3-1-0	3-1-0	2002	2004	W3	Harvard	8-1-0	7-1-0	1974	2003	W5
Barry	22-0-0	13-0-0	1985	2015	W22	Havana	2-0-0	—	1951	1951	W2
Baylor	1-0-0	—	1978	1978	W1	Hawaii	3-2-0	3-1-0	1980	1997	W3
Bernard Baruch	2-0-0	—	1972	1972	W2	High Point	3-0-0	3-0-0	2005	2005	W3
Bethune-Cookman	32-5-0	29-5-0	1983	2016	W7	Hofstra	2-1-0	2-1-0	2011	2011	L1
Biscayne	51-4-0	—	1968	1983	W5	Honduras	3-0-0	—	1970	1970	W3
Boston College	20-7-0	20-7-0	2003	2016	W1	Houston	0-1-0	1-0-0	2002	2002	L1
Boston University	2-0-0	—	1989	1990	W2	Howard	2-0-0	—	1978	1979	W2
Bowling Green	13-0-0	—	1977	1988	W13	Illinois	15-3-0	12-1-0	1992	1998	W8
Bradley	1-0-0	—	1972	1972	W1	Illinois State	6-2-0	4-2-0	1992	2013	W1
Bucknell	1-0-0	1-0-0	2001	2001	W1	Illinois-Chicago	5-0-0	3-0-0	1983	2004	W5
Buffalo	25-2-0	—	1974	1980	W2	Indiana	6-0-0	3-0-0	1974	2006	W6
C.W. Post	4-0-0	4-0-0	1997	2000	W4	Indiana State	5-0-0	—	1980	1981	W5
Cal State Fullerton	6-11-0	3-5-0	1982	2004	L1	Iona	2-1-0	2-1-0	1998	2000	W1
Cal State Northridge	0-1-0	—	1991	1991	L1	Ithaca	2-0-0	—	1979	1979	W2
California	7-1-0	—	1980	1992	W7	Jacksonville	82-18-0	32-7-0	1958	2013	W10
Campbell	3-1-0	3-1-0	2003	2004	W1	Jacksonville N.A.S.	4-2-0	—	1946	1949	W4
Clemson	38-28-1	26-20	1977	2016	W3	James Madison	8-0-0	3-0-0	1979	1999	W8
Coastal Carolina	11-0-0	11-0-0	1994	2004	W11	Kansas State	1-0-0	1-0-0	2002	2002	W1
Colgate	4-1-0	—	1969	1970	W3	Kent	2-0-0	2-0-0	1994	2007	W2
Colorado State	1-0-0	—	1984	1984	W1	Lafayette	2-0-0	—	1972	1972	W2
Columbia	4-1-0	4-1-0	2013	2015	W1	Lamar	4-0-0	—	1976	1980	W4
Connecticut	2-0-0	—	1970	1970	W2	La Salle	3-1-0	2-0-0	1966	2007	W3
Cornell	5-2-0	2-0-0	1971	2008	W3	Lehigh	1-0-0	1-0-0	2008	2008	W1
Creighton	8-1-0	—	1985	1989	W5	Lewis	2-0-0	—	1982	1982	W2
Dartmouth	3-1-0	3-1-0	2000	2010	W3	Liberty	1-0-0	1-0-0	1997	1997	W1
Davidson	1-1-0	—	1990	1990	L1	Long Beach State	18-8-0	17-6-0	1993	2016	W5
Delaware	4-0-0	—	1971	1980	W4	Long Island	1-0-0	—	1979	1979	W1
Drexel	1-0-0	1-0-0	1998	1998	W1	LSU	12-7-0	1-1-0	1972	2004	W1
Duke	35-8-0	33-6-0	1966	2016	W1	Louisville	4-6-0	4-6-0	2006	2016	L1
East Carolina	3-2-0	2-1-0	1984	2001	W1	Loyola (MD)	1-1-0	—	1972	1972	W1
Eastern Illinois	1-0-0	—	1991	1991	W1	Lynn	4-0-0	3-0-0	1989	2000	W4
Eastern Kentucky	2-1-0	—	1991	1991	L1	Maine	64-13-0	13-1-0	1976	2016	W2
Eastern Michigan	2-0-0	2-0-0	2000	2000	W2	Manhattan	8-1-0	8-1-0	2006	2016	W3
Eckerd	8-4-0	—	1975	1990	W3	Marist	1-0-0	1-0-0	1999	1999	W1
Elon	11-4-0	11-4-0	1999	2007	W2	Marshall	4-0-0	—	1978	1979	W4
Florida	128-116-1	41-50-0	1940	2016	L1	Maryland	15-6-0	15-6-0	2005	2013	L1
Florida A&M	22-7-0	3-0-0	1968	2016	W4	UMBC	2-0-0	1-0-0	1992	2009	W2
Florida Atlantic	58-14-0	40-10-0	1982	2016	W1	Massachusetts	6-1-0	1-0-0	1976	1995	W3
Florida Gulf Coast	16-2-0	16-2-0	2008	2016	W3	McNeese State	1-0-0	—	1988	1998	W1
FIU	92-24-0	32-13-0	1973	2015	W1	Memphis	2-0-0	—	1974	1974	W2
Florida Southern	58-24	5-0-0	1947	2001	W13	Mercer	27-3-0	3-2-0	1967	2008	L2
Florida State	128-149-4	57-54-1	1951	2016	L2						
Florida Tech	8-2-0	—	1973	1978	W4						



# ALL-TIME SERIES HISTORY

OPPONENT	ALL TIME	UNDER MORRIS	FIRST MEETING	LAST MEETING	STRK	OPPONENT	ALL TIME	UNDER MORRIS	FIRST MEETING	LAST MEETING	STRK
Miami (OH)	3-4-0	1-0-0	1977	2012	W2	South Alabama	15-8-0	2-1-0	1973	1997	W1
Michigan	9-2-1	2-0-1	1958	2000	T1	South Carolina	24-9-0	2-3-0	1974	2004	L2
Michigan State	41-18-2	2-1-0	1965	2006	W1	USC	8-5-0	2-3-0	1974	2002	L1
Middle Tennessee	4-0-0	—	1973	1981	W4	Southern Illinois	47-10-0	4-0-0	1972	1995	W8
Minnesota	15-3-0	8-1-0	1981	2004	W7	St. Bonaventure	1-1-0	1-1-0	2004	2007	L1
Mississippi	4-1-0	3-1-0	1977	2008	W3	St. Francis Brooklyn	5-0-0	—	1979	1980	W5
Mississippi State	3-1-0	2-0-0	1971	2005	W3	St. John's	3-0-0	3-0-0	2013	2013	W3
Missouri	1-0-0	1-0-0	2008	2008	W1	St. Joseph's	19-1-0	1-0-0	1972	2009	W19
Missouri State	2-1-0	1-1-0	1996	2012	L1	St. Leo	10-1-0	—	1968	1983	W7
Montclair State	3-0-0	—	1974	1983	W3	St. Peter's	1-0-0	1-0-0	2003	2003	W1
Morehead State	1-0-0	—	1977	1977	W1	St. Thomas	23-2-0	12-0-0	1985	2016	W23
Mount St. Mary's	1-0-0	1-0-0	2009	2009	W1	Stanford	5-3-0	1-1-0	1985	2008	L1
Murray State	1-0-0	—	1975	1975	W1	Stetson	113-43-0	16-7-0	1947	2016	W3
						Stony Brook	1-1-0	1-1-0	2003	2012	L1
Navy	1-0-0	—	1988	1988	W1						
Nebraska	0-2-0	0-2-0	2005	2005	L2	Tampa	67-9-0	—	1940	1966	W12
New Hampshire	1-1-0	—	1972	1972	W1	Tennessee	13-6-0	12-5-0	1989	2004	W1
NJIT	1-0-0	1-0-0	2008	2008	W1	Texas	19-21-0	6-6-0	1976	2003	L2
New Orleans	16-9-0	—	1982	1991	W3	Texas A&M	8-3-0	2-1-0	1979	2010	W1
New York Tech	16-0-0	14-0-0	1978	2015	W16	Texas Tech	2-2-0	2-2-0	1998	2014	L1
New York University	2-0-0	—	1966	1966	W2	The Citadel	3-3-0	2-1-0	1979	2003	W2
Newberry	1-1-0	—	1940	1948	L1	Toledo	1-0-0	1-0-0	1997	1997	W1
Niagara	1-0-0	—	1988	1988	W1	Towson	1-0-0	—	1988	1988	W1
North Carolina	37-26-1	30-22-1	1976	2016	W3	Troy	1-0-0	—	1978	1978	W1
NC State	34-14-0	30-12-0	1989	2016	W1	Tulane	9-8-0	5-4-0	1970	1991	L2
North Florida	4-2-0	1-2-0	1990	2009	L1						
Northeastern	10-0-0	6-0-0	1990	2005	W10	UCF	21-5-0	11-4-0	1985	2016	W4
Northern Iowa	2-0-0	—	1973	1973	W2	UCLA	13-1-0	10-1-0	1984	2007	W4
Northwestern	2-0-0	2-0-0	2000	2002	W2	UCSB	0-1-0	0-1-0	2016	2016	L1
Notre Dame	18-6-0	13-3-0	1970	2016	W3	USF	83-29-0	25-7-0	1967	2011	W1
Nova Southeastern	5-0-0	2-0-0	1990	2016	W5	Union	3-0-0	—	1971	1971	W3
Ohio State	12-15-2	1-1-0	1959	2009	L1	Vanderbilt	2-0-0	—	1973	1974	W2
Oklahoma	1-2-0	—	1974	1985	L2	Vermont	1-0-0	1-0-0	1998	1998	W1
Oklahoma State	5-4-0	1-2-0	1979	2013	L1	Villanova	6-0-0	3-0-0	1989	2014	W6
Oral Roberts	9-4-0	7-3-0	1978	2005	L2	Virginia	24-26-0	23-26-0	1985	2016	L1
Oregon State	1-1-0	1-1-0	2006	2006	L1						
						VCU	3-0-0	3-0-0	2005	2015	W3
Pace	10-0	4-0-0	1969	2003	W10	Virginia Tech	28-8-0	28-8-0	2005	2016	W2
Penn State	7-0-0	4-0-0	1970	2008	W7	Wagner	1-0-0	1-0-0	2000	2000	W1
Pennsylvania	1-0-0	—	1991	1991	W1	Wake Forest	32-9-0	29-9-0	1987	2015	L1
Pepperdine	0-1-0	—	1979	1979	L1	Washington State	1-1-0	—	1990	1990	L1
Pittsburgh	15-0-0	12-0-0	1969	2016	W15	Waterloo	0-2-0	—	1954	1954	L2
Portland	1-0-0	—	1991	1991	W1	Wesleyan	20-5-1	—	1958	1968	W9
Princeton	4-0-0	3-0-0	1985	1999	W4	Westchester State	3-2-0	—	1975	1978	W3
Providence	1-0-0	—	1992	1992	W1	Western Carolina	4-1-0	3-0-0	1986	1994	W3
Purdue	1-0-0	—	1988	1988	W1	Western Kentucky	1-0-0	—	1978	1978	W1
						Western Michigan	2-0-1	—	1968	1968	T1
Rhode Island	0-1-0	0-1-0	2009	2009	L1	Wichita State	6-3-0	—	1982	1990	W3
Rice	5-2-0	1-1-0	1985	2006	L1	William & Mary	2-0-0	—	1969	1969	W2
Richmond	1-0-0	—	1997	1997	W1	William Patterson	1-0-0	—	1982	1982	W1
Rider	1-0-0	—	1994	1994	W1	Winthrop	4-2-0	4-2-0	1999	2006	L2
Rollins	36-51-0	0-1-0	1940	1994	L1	Wisc. - Milwaukee	3-1-0	3-1-0	2002	2013	W3
Rutgers	59-12-0	40-9-0	1967	2016	W14	Wright State	8-1-0	8-1-0	2006	2015	L1
Saint Mary's	3-0-0	3-0-0	2008	2008	W3	Yale	6-3-0	—	1957	1959	W1
Sam Houston State	0-1-0	—	1996	1996	L1	Youngstown State	1-0-0	—	1992	1992	W1
San Diego State	4-0-0	4-0-0	2001	2003	W4						
San Francisco	1-0-0	1-0-0	2006	2006	W1						
Savannah State	7-0-0	7-0-0	2001	2003	W7						
Seton Hall	21-4-0	—	1974	1992	W6						

# ALL-TIME SERIES HISTORY

## AIR FORCE

### MIAMI LEADS, 2-0

YEAR	DATE	SITE	W/L	SCORE
1986	3/29	Coral Gables, Fla.	W	3-0
1988	3/24	Coral Gables, Fla.	W	14-6

**Coral Gables:** Miami leads, 2-0

## ALABAMA

### ALABAMA LEADS, 8-7

YEAR	DATE	SITE	W/L	SCORE
1983	5/27+	Tallahassee, Fla.	L	4-6
1983	5/29+	Tallahassee, Fla.	L	9-11
1984	4/6	Coral Gables, Fla.	L	7-8
1984	4/7	Coral Gables, Fla.	L	1-7
1984	4/8	Coral Gables, Fla.	W	8-3
1985	5/3	Dothan, Ala.	W	14-10
1985	5/4	Tuscaloosa, Ala.	L	6-12
1985	5/5	Tuscaloosa, Ala.	L	7-11
1986	4/8	Mobile, Ala.	W	14-0 (7)
1996	6/2#	Omaha, Neb.	W	15-1
1997	6/2#	Omaha, Neb.	W	6-1
1997	6/5#	Omaha, Neb.	L	6-8
1997	6/6#	Omaha, Neb.	L	2-6
1999	6/13#	Omaha, Neb.	W	8-1
1999	6/17#	Omaha, Neb.	W	5-2

**Coral Gables:** Alabama leads, 2-1

**Tuscaloosa/Dothan:** Tied, 2-2

**Neutral Site:** Miami leads, 5-4

## ALABAMA STATE

### MIAMI LEADS, 2-1

YEAR	DATE	SITE	W/L	SCORE
2014	5/2	Coral Gables, Fla.	W	11-1
2014	5/3	Coral Gables, Fla.	L	5-6
2014	5/4	Coral Gables, Fla.	W	6-3

**Coral Gables:** Miami leads, 2-1

## ALBANY

### MIAMI LEADS, 4-0

YEAR	DATE	SITE	W/L	SCORE
2001	2/25	Coral Gables, Fla.	W	14-0
2012	2/24	Coral Gables, Fla.	W	15-4
2012	2/25	Coral Gables, Fla.	W	11-1
2012	2/26	Coral Gables, Fla.	W	12-5

**Coral Gables:** Miami leads, 4-0

## AMHERST

### MIAMI LEADS, 10-4

YEAR	DATE	SITE	W/L	SCORE
1953	3/23	Coral Gables, Fla.	W	9-8
1953	3/24	Coral Gables, Fla.	W	12-7
1954	3/25	Coral Gables, Fla.	W	17-4
1954	3/26	Coral Gables, Fla.	W	7-6
1956	3/27	Coral Gables, Fla.	L	6-9
1956	3/28	Coral Gables, Fla.	W	6-4
1956	3/29	Coral Gables, Fla.	L	14-16
1957	3/26	Coral Gables, Fla.	W	9-3
1957	3/27	Coral Gables, Fla.	L	5-10
1957	3/28	Coral Gables, Fla.	L	1-6
1958	3/25	Coral Gables, Fla.	W	8-2
1958	3/26	Coral Gables, Fla.	W	8-4
1959	4/1	Coral Gables, Fla.	W	9-8
1959	4/2	Coral Gables, Fla.	W	6-3

**Coral Gables:** Miami leads, 10-4

## APPALACHIAN STATE

### MIAMI LEADS, 3-1

YEAR	DATE	SITE	W/L	SCORE
1973	5/27+	Starkville, Miss.	W	13-6
2011	2/24	Coral Gables, Fla.	W	6-3
2011	2/25	Coral Gables, Fla.	L	5-7
2011	2/26	Coral Gables, Fla.	W	10-0

**Coral Gables:** Miami leads, 2-1

**Neutral Site:** Miami leads, 1-0

## ARIZONA

### MIAMI LEADS, 6-4

YEAR	DATE	SITE	W/L	SCORE
1979	6/1#	Omaha, Neb.	L	1-5
1986	6/7#	Omaha, Neb.	W	4-3
1987	3/27	Coral Gables, Fla.	L	0-5
1987	3/28	Coral Gables, Fla.	W	7-3
1987	3/29	Coral Gables, Fla.	W	9-8
1989	5/21	Chapel Hill, N.C.	W	11-1
2008	6/6\$	Coral Gables, Fla.	L	3-6
2008	6/7\$	Coral Gables, Fla.	W	14-10
2008	6/8\$	Coral Gables, Fla.	W	4-2
2016	6/18#	Omaha, Neb.	L	1-5

**Coral Gables:** Miami leads, 4-2

**Neutral Site:** Tied, 2-2

## ARIZONA STATE

### ARIZONA STATE LEADS, 9-8

YEAR	DATE	SITE	W/L	SCORE
1978	6/7#	Omaha, Neb.	L	11-3
1979	3/19	Coral Gables, Fla.	W	9-0
1979	3/20	Coral Gables, Fla.	W	10-1
1979	3/21	Coral Gables, Fla.	W	11-9

# ALL-TIME SERIES HISTORY

YEAR	DATE	SITE	W/L	SCORE	YEAR	DATE	SITE	W/L	SCORE
1982	5/21	Tempe, Ariz.	W	8-6	1965	3/27	Coral Gables, Fla.	W	13-2
1982	5/22	Tempe, Ariz.	L	1-3	1966	3/25	Coral Gables, Fla.	L	1-3
1982	5/23	Tempe, Ariz.	L	7-8	1966	3/26	Coral Gables, Fla.	W	7-3
1983	2/4	Coral Gables, Fla.	L	3-4	1967	3/23	Coral Gables, Fla.	W	5-4
1983	2/5	Coral Gables, Fla.	W	16-5	1967	3/24	Coral Gables, Fla.	T	1-1
1983	2/6	Coral Gables, Fla.	W	13-5	1968	3/24	Coral Gables, Fla.	W	1-0
1984	6/2#	Omaha, Neb.	L	6-9	1969	3/20	Coral Gables, Fla.	L	0-4
1994	6/4#	Omaha, Neb.	L	0-4	1969	3/23	Coral Gables, Fla.	W	4-2 (7)
1994	6/7#	Omaha, Neb.	L	5-9	1970	3/19	Coral Gables, Fla.	W	8-5
1997	5/24+	Coral Gables, Fla.	L	3-10	1970	3/20	Coral Gables, Fla.	W	7-5
1997	5/25+	Coral Gables, Fla.	W	7-6	1973	3/26	Coral Gables, Fla.	W	10-0
1997	5/25+	Coral Gables, Fla.	W	6-5	1973	3/29	Coral Gables, Fla.	W	11-4
1998	5/31#	Omaha, Neb.	L	2-9	1975	3/27	Coral Gables, Fla.	W	7-4
					1975	3/28	Coral Gables, Fla.	W	13-1
					1975	3/29	Coral Gables, Fla.	W	7-0
					2015	3/17	Coral Gables, Fla.	W	9-1

**Coral Gables:** Miami leads, 7-2

**Tempe:** Arizona State leads, 2-1

**Neutral Site:** Arizona State leads, 5-0

**Coral Gables:** Miami leads, 27-2-1

## ARKANSAS

### MIAMI LEADS, 5-0

YEAR	DATE	SITE	W/L	SCORE
1985	2/9	Coral Gables, Fla.	W	4-0
1985	2/9	Coral Gables, Fla.	W	2-1
1985	2/10	Coral Gables, Fla.	W	5-2
2001	3/4	Minneapolis, Minn.	W	8-2
2015	6/15#	Omaha, Neb.	W	4-3

**Coral Gables:** Miami leads, 3-0

**Neutral Site:** Miami leads, 2-0

## ARMSTRONG STATE

### MIAMI LEADS, 2-0

YEAR	DATE	SITE	W/L	SCORE
1985	2/12	Coral Gables, Fla.	W	14-7
1985	2/13	Coral Gables, Fla.	W	15-3

**Coral Gables:** Miami leads, 2-0

## ARMY

### MIAMI LEADS, 27-2-1

YEAR	DATE	SITE	W/L	SCORE
1960	3/25	Coral Gables, Fla.	W	10-6
1960	3/27	Coral Gables, Fla.	W	11-9
1961	3/24	Coral Gables, Fla.	W	10-3
1961	3/25	Coral Gables, Fla.	W	5-3
1962	3/22	Coral Gables, Fla.	W	17-7
1962	3/23	Coral Gables, Fla.	W	6-2
1962	3/24	Coral Gables, Fla.	W	5-2
1963	3/21	Coral Gables, Fla.	W	3-1
1963	3/22	Coral Gables, Fla.	W	3-1
1963	3/23	Coral Gables, Fla.	W	6-0
1964	3/19	Coral Gables, Fla.	W	2-0
1964	3/20	Coral Gables, Fla.	W	3-1
1964	3/21	Coral Gables, Fla.	W	9-4
1965	3/25	Coral Gables, Fla.	W	7-3

## AUBURN

### AUBURN LEADS, 7-1

YEAR	DATE	SITE	W/L	SCORE
1946	4/15	Auburn, Ala.	L	5-8
1946	5/2	Coral Gables, Fla.	L	0-1 (13)
1946	5/3	Coral Gables, Fla.	L	7-11
1966	4/11	Auburn, Ala.	L	1-7
1966	4/12	Auburn, Ala.	L	3-8
1968	4/15	Auburn, Ala.	L	5-7
1968	4/16	Auburn, Ala.	L	1-6
1994	6/6#	Omaha, Neb.	W	7-5

**Coral Gables:** Auburn leads, 2-0

**Auburn:** Auburn leads, 5-0

**Neutral Site:** Miami leads, 1-0

## BALL STATE

### MIAMI LEADS, 3-1

YEAR	DATE	SITE	W/L	SCORE
2002	3/13	Coral Gables, Fla.	L	4-12
2004	5/20	Coral Gables, Fla.	W	9-1
2004	5/21	Coral Gables, Fla.	W	4-2
2004	5/22	Coral Gables, Fla.	W	7-3

**Coral Gables:** Miami leads, 3-1

## BARRY

### MIAMI LEADS, 22-0

YEAR	DATE	SITE	W/L	SCORE
1985	4/9	Coral Gables, Fla.	W	12-1
1985	4/16	Coral Gables, Fla.	W	5-0
1986	4/1	Coral Gables, Fla.	W	9-1
1987	4/18	Coral Gables, Fla.	W	18-2
1988	2/17	Coral Gables, Fla.	W	5-0
1988	3/1	Coral Gables, Fla.	W	9-1
1990	2/14	Coral Gables, Fla.	W	7-1

## ALL-TIME SERIES HISTORY

YEAR	DATE	SITE	W/L	SCORE	YEAR	DATE	SITE	W/L	SCORE
1992	2/19	Coral Gables, Fla.	W	13-4	2009	5/9	Coral Gables, Fla.	W	14-4
1992	4/7	Coral Gables, Fla.	W	12-8	2009	5/10	Coral Gables, Fla.	L	2-5
1994	2/2	Coral Gables, Fla.	W	8-0	2010	4/20	Coral Gables, Fla.	W	5-2
1994	5/6	Coral Gables, Fla.	W	11-3	2011	4/20	Coral Gables, Fla.	W	5-3
1996	1/31	Coral Gables, Fla.	W	25-0	2012	5/4	Coral Gables, Fla.	W	7-0
1997	2/25	Coral Gables, Fla.	W	8-3	2012	5/5	Coral Gables, Fla.	W	5-4
1998	1/28	Coral Gables, Fla.	W	9-0	2012	5/6	Coral Gables, Fla.	W	4-3
1999	1/26	Coral Gables, Fla.	W	8-3	2013	4/3	Coral Gables, Fla.	L	3-5
2000	2/15	Coral Gables, Fla.	W	5-3	2013	4/17	Coral Gables, Fla.	W	6-1
2009	4/1	Coral Gables, Fla.	W	15-10	2014	3/11	Coral Gables, Fla.	L	3-7
2010	5/7	Coral Gables, Fla.	W	6-0	2014	4/2	Coral Gables, Fla.	W	10-1
2010	5/8	Coral Gables, Fla.	W	11-1	2014	5/30#	Coral Gables, Fla.	W	1-0
2011	4/13	Coral Gables, Fla.	W	10-5	2014	6/1#	Coral Gables, Fla.	W	10-0
2013	2/27	Coral Gables, Fla.	W	5-1	2015	4/1	Coral Gables, Fla.	W	13-3
2015	2/25	Coral Gables, Fla.	W	5-3	2015	5/6	Coral Gables, Fla.	W	14-0
					2016	3/23	Coral Gables, Fla.	W	5-4
					2016	5/10	Coral Gables, Fla.	W	14-7

**Coral Gables:** Miami leads, 22-0

## BAYLOR

### MIAMI LEADS, 1-0

YEAR	DATE	SITE	W/L	SCORE
1978	6/3#	Omaha, Neb.	W	12-1

**Neutral Site:** Miami leads, 1-0

## BERNARD BARUCH

### MIAMI LEADS, 2-0

YEAR	DATE	SITE	W/L	SCORE
1972	3/27	Coral Gables, Fla.	W	3-1
1972	3/30	Coral Gables, Fla.	W	5-4

**Coral Gables:** Miami leads, 1-0

## BETHUNE-COOKMAN

### MIAMI LEADS, 32-5

YEAR	DATE	SITE	W/L	SCORE
1983	2/15	Coral Gables, Fla.	W	12-3
1984	2/14	Coral Gables, Fla.	W	17-1
1990	4/3	Coral Gables, Fla.	W	22-0 (7)
1996	3/29	Coral Gables, Fla.	W	10-3
1996	3/30	Coral Gables, Fla.	W	20-3
1998	4/10	Coral Gables, Fla.	W	9-3
1998	4/11	Coral Gables, Fla.	W	13-1
1998	4/12	Coral Gables, Fla.	W	17-0
1999	5/28+	Coral Gables, Fla.	W	15-9
2002	5/3	Coral Gables, Fla.	W	12-4
2002	5/4	Coral Gables, Fla.	L	1-3
2002	5/5	Coral Gables, Fla.	W	14-2
2003	5/30	Coral Gables, Fla.	W	10-5
2006	2/25	Coral Gables, Fla.	W	4-3
2006	2/25	Coral Gables, Fla.	W	9-1
2006	2/26	Coral Gables, Fla.	W	9-1
2008	3/25	Coral Gables, Fla.	W	10-5
2008	3/26	Coral Gables, Fla.	W	7-6
2008	5/30+	Coral Gables, Fla.	W	7-4
2009	5/8	Coral Gables, Fla.	L	0-1

**Coral Gables:** Miami leads, 32-5

## BISCAYNE

### MIAMI LEADS, 51-4

YEAR	DATE	SITE	W/L	SCORE
1968	3/5	Miami, Fla.	W	9-0 (F)
1968	3/12	Coral Gables, Fla.	W	9-0 (F)
1968	4/24	Coral Gables, Fla.	W	9-0 (F)
1969	4/16	Coral Gables, Fla.	W	9-1
1969	4/23	Miami, Fla.	W	10-0
1969	5/6	Coral Gables, Fla.	L	4-7
1969	5/7	Miami, Fla.	W	3-0
1970	3/10	Coral Gables, Fla.	W	5-2
1970	4/14	Coral Gables, Fla.	W	2-1
1970	5/5	Coral Gables, Fla.	W	9-1
1971	4/14	Coral Gables, Fla.	W	6-2
1971	4/21	Miami, Fla.	W	21-4 (8)
1971	5/5	Coral Gables, Fla.	W	7-0
1972	3/8	Coral Gables, Fla.	W	7-2
1972	4/26	Miami, Fla.	W	11-1
1972	5/2	Coral Gables, Fla.	W	9-0
1973	4/5	Coral Gables, Fla.	W	4-3
1973	4/25	Coral Gables, Fla.	W	26-3
1973	5/1	Coral Gables, Fla.	W	17-0
1973	5/2	Coral Gables, Fla.	W	16-2
1974	2/27	Coral Gables, Fla.	W	12-0
1974	4/24	Coral Gables, Fla.	W	13-5
1974	5/1	Coral Gables, Fla.	W	19-1
1974	5/7	Miami, Fla.	W	18-1
1975	3/12	Coral Gables, Fla.	W	6-2
1975	4/9	Miami, Fla.	W	2-1
1975	4/16	Coral Gables, Fla.	W	7-1
1975	5/1	Coral Gables, Fla.	W	8-0
1976	4/8	Miami, Fla.	W	6-3
1976	4/16	Coral Gables, Fla.	W	6-2
1976	4/17	Miami, Fla.	W	10-1
1976	4/28	Coral Gables, Fla.	L	2-3 (13)
1977	3/2	Miami, Fla.	W	10-2
1977	3/15	Coral Gables, Fla.	W	6-3
1977	3/16	Coral Gables, Fla.	W	4-3
1977	4/22	Coral Gables, Fla.	W	4-0
1977	4/23	Coral Gables, Fla.	W	7-5



## ALL-TIME SERIES HISTORY

YEAR	DATE	SITE	W/L	SCORE
1978	3/1	Miami, Fla.	W	9-5
1978	3/13	Miami, Fla.	W	14-2
1978	4/11	Miami, Fla.	L	4-6
1978	4/26	Coral Gables, Fla.	W	4-1
1979	4/18	Coral Gables, Fla.	W	10-1
1979	4/24	Coral Gables, Fla.	W	5-1
1980	4/15	Coral Gables, Fla.	W	7-4
1980	4/16	Coral Gables, Fla.	W	2-1
1980	4/19	Coral Gables, Fla.	W	9-4
1980	4/30	Coral Gables, Fla.	W	15-0
1981	2/25	Coral Gables, Fla.	W	5-3
1981	4/22	Coral Gables, Fla.	W	5-3
1981	4/28	Coral Gables, Fla.	L	2-4
1982	2/18	Coral Gables, Fla.	W	7-1
1982	3/9	Coral Gables, Fla.	W	13-1
1983	3/29	Coral Gables, Fla.	W	8-5
1983	4/20	Coral Gables, Fla.	W	5-3
1983	5/3	Coral Gables, Fla.	W	4-0

**Coral Gables:** Miami leads, 39-3

**Miami:** Miami leads, 12-1

## BOSTON COLLEGE

### MIAMI LEADS, 20-7

YEAR	DATE	SITE	W/L	SCORE
2003	3/21	Coral Gables, Fla.	W	18-8
2003	3/22	Coral Gables, Fla.	W	17-5
2008	3/7	Coral Gables, Fla.	W	10-7
2008	3/8	Coral Gables, Fla.	W	8-3
2008	3/9	Coral Gables, Fla.	W	7-1
2009	5/1	Chestnut Hill, Mass.	W	5-1
2009	5/2	Brockton, Mass.	W	7-5
2009	5/3	Chestnut Hill, Mass.	L	3-13
2009	5/22%	Durham, N.C.	L	1-10
2010	3/12	Coral Gables, Fla.	L	0-3
2010	3/13	Coral Gables, Fla.	W	7-1
2010	3/14	Coral Gables, Fla.	W	11-4
2010	5/27%	Greensboro, N.C.	L	10-12 (12)
2011	4/3	Chestnut Hill, Mass.	W	19-4
2011	4/3	Chestnut Hill, Mass.	W	7-6 (5)
2012	4/9	Coral Gables, Fla.	W	7-3
2012	4/10	Coral Gables, Fla.	W	5-3
2012	4/11	Coral Gables, Fla.	W	4-1
2013	4/26	Chestnut Hill, Mass.	L	0-1
2013	4/27	Chestnut Hill, Mass.	W	5-0
2013	4/28	Chestnut Hill, Mass.	L	2-3 (11)
2014	3/7	Coral Gables, Fla.	W	6-2
2014	3/8	Coral Gables, Fla.	W	5-2
2014	3/9	Coral Gables, Fla.	W	4-3
2016	6/10\$	Coral Gables, Fla.	W	12-7
2016	6/11\$	Coral Gables, Fla.	L	3-5
2016	6/12\$	Coral Gables, Fla.	W	9-4

**Coral Gables:** Miami leads, 15-2

**Chestnut Hill/Brockton:** Miami leads, 5-3

**Neutral Site:** Boston College leads, 2-0

## BOSTON UNIVERSITY

### MIAMI LEADS, 2-0

YEAR	DATE	SITE	W/L	SCORE
1989	3/9	Coral Gables, Fla.	W	17-0 (7)
1990	3/11	Coral Gables, Fla.	W	25-1

**Coral Gables:** Miami leads, 2-0

## BOWLING GREEN

### MIAMI LEADS, 13-0

YEAR	DATE	SITE	W/L	SCORE
1977	3/20	Coral Gables, Fla.	W	18-3
1978	3/19	Coral Gables, Fla.	W	5-1
1979	3/24	Coral Gables, Fla.	W	10-1
1980	3/21	Coral Gables, Fla.	W	7-1
1980	3/28	Coral Gables, Fla.	W	8-3
1981	3/23	Coral Gables, Fla.	W	12-0
1981	3/29	Coral Gables, Fla.	W	8-1
1982	3/19	Coral Gables, Fla.	W	15-2
1982	3/22	Coral Gables, Fla.	W	14-1
1982	3/24	Coral Gables, Fla.	W	12-0
1986	3/28	Coral Gables, Fla.	W	7-3
1986	3/29	Coral Gables, Fla.	W	12-8
1988	5/21+	Coral Gables, Fla.	W	21-6

**Coral Gables:** Miami leads, 13-0

## BRADLEY

### MIAMI LEADS, 1-0

YEAR	DATE	SITE	W/L	SCORE
1972	4/5	New Orleans, La.	W	12-3

**Neutral Site:** Miami leads, 1-0

## BUCKNELL

### MIAMI LEADS, 1-0

YEAR	DATE	SITE	W/L	SCORE
2001	5/25+	Coral Gables, Fla.	W	14-6

**Coral Gables:** Miami leads, 1-0

## BUFFALO

### MIAMI LEADS, 25-2

YEAR	DATE	SITE	W/L	SCORE
1974	3/20	Coral Gables, Fla.	W	5-2
1974	3/22	Coral Gables, Fla.	W	16-1
1975	3/10	Coral Gables, Fla.	W	10-1
1975	3/13	Coral Gables, Fla.	W	8-6
1975	3/16	Coral Gables, Fla.	W	8-5
1975	3/20	Coral Gables, Fla.	W	3-2
1977	3/30	Coral Gables, Fla.	W	10-3
1977	4/1	Coral Gables, Fla.	W	11-0

## ALL-TIME SERIES HISTORY

YEAR	DATE	SITE	W/L	SCORE
1977	4/4	Coral Gables, Fla.	W	7-5
1977	4/5	Coral Gables, Fla.	W	12-0
1977	4/11	Coral Gables, Fla.	W	13-4
1977	4/12	Coral Gables, Fla.	W	3-0
1978	3/27	Coral Gables, Fla.	W	3-1
1978	3/29	Coral Gables, Fla.	W	3-2 (10)
1978	3/30	Coral Gables, Fla.	W	8-1
1978	3/31	Coral Gables, Fla.	W	4-2
1978	4/1	Coral Gables, Fla.	W	4-6
1978	4/2	Coral Gables, Fla.	W	3-1
1979	4/5	Coral Gables, Fla.	W	5-3
1979	4/8	Coral Gables, Fla.	W	8-3
1979	4/9	Coral Gables, Fla.	W	10-7
1979	4/10	Coral Gables, Fla.	W	3-0
1979	4/14	Coral Gables, Fla.	W	5-3
1979	4/15	Coral Gables, Fla.	W	10-0
1980	3/6	Coral Gables, Fla.	L	1-2
1980	3/9	Coral Gables, Fla.	W	15-8
1980	3/10	Coral Gables, Fla.	W	14-7

**Coral Gables:** Miami leads, 25-2

## C.W. POST

### MIAMI LEADS, 4-0

YEAR	DATE	SITE	W/L	SCORE
1997	3/21	Coral Gables, Fla.	W	7-2
2000	3/3	Coral Gables, Fla.	W	19-2
2000	3/4	Coral Gables, Fla.	W	21-6
2000	3/5	Coral Gables, Fla.	W	33-0

**Coral Gables:** Miami leads, 4-0

## CAL STATE FULLERTON

### CAL STATE FULLERTON LEADS, 11-6

YEAR	DATE	SITE	W/L	SCORE
1982	5/31#	Omaha, Neb.	W	4-3
1983	5/20	Fullerton, Calif.	L	3-6
1983	5/21	Fullerton, Calif.	W	3-0
1983	5/22	Fullerton, Calif.	L	3-4
1984	6/6#	Omaha, Neb.	L	5-13
1985	4/6	Oklahoma City, Okla.	W	6-3
1988	6/4#	Omaha, Neb.	L	3-6
1992	6/2#	Omaha, Neb.	L	5-7
1992	6/5#	Omaha, Neb.	L	1-8
1996	5/16	Coral Gables, Fla.	W	5-4
1996	5/17	Coral Gables, Fla.	W	8-4
1996	5/18	Coral Gables, Fla.	L	6-7
2001	3/30	Coral Gables, Fla.	L	2-8
2001	3/31	Coral Gables, Fla.	L	5-8
2001	4/1	Coral Gables, Fla.	L	2-9
2002	3/2	Fullerton, Calif.	W	5-3
2004	6/21#	Omaha, Neb.	L	3-6

**Coral Gables:** Cal State Fullerton leads, 4-2

**Fullerton:** Tied, 2-2

**Neutral Site:** Cal State Fullerton leads, 5-2

## CAL STATE NORTHRIDGE

### CAL STATE NORTHRIDGE LEADS, 1-0

YEAR	DATE	SITE	W/L	SCORE
1991	5/24+	Fresno, Calif.	L	6-13

**Neutral Site:** Cal State Northridge leads, 1-0

## CALIFORNIA

### MIAMI LEADS, 7-1

YEAR	DATE	SITE	W/L	SCORE
1980	6/4#	Omaha, Neb.	L	3-4
1982	2/5	Coral Gables, Fla.	W	10-2
1982	2/6	Coral Gables, Fla.	W	8-1
1982	2/7	Coral Gables, Fla.	W	10-4
1991	2/1	Coral Gables, Fla.	W	9-8
1991	2/2	Coral Gables, Fla.	W	6-4
1991	2/3	Coral Gables, Fla.	W	13-6
1992	5/29#	Omaha, Neb.	W	4-3 (13)

**Coral Gables:** Miami leads, 6-0

**Neutral Site:** Tied, 1-1

## CAMPBELL

### MIAMI LEADS, 3-1

YEAR	DATE	SITE	W/L	SCORE
2003	2/6	Coral Gables, Fla.	W	13-2
2003	2/7	Coral Gables, Fla.	W	10-3
2003	2/8	Coral Gables, Fla.	L	9-12
2004	3/10	Coral Gables, Fla.	W	10-8

**Coral Gables:** Miami leads, 3-1

## CLEMSON

### MIAMI LEADS, 38-28-1

YEAR	DATE	SITE	W/L	SCORE
1977	5/22+	Coral Gables, Fla.	W	10-3
1977	5/22+	Coral Gables, Fla.	L	9-10
1977	5/23+	Coral Gables, Fla.	L	2-7
1978	5/19+	Coral Gables, Fla.	L	5-8
1978	5/21+	Coral Gables, Fla.	W	7-5
1979	5/19+	Coral Gables, Fla.	W	2-1
1979	5/20+	Coral Gables, Fla.	W	4-1
1980	5/31#	Omaha, Neb.	W	13-5
1986	5/9	Greenville, S.C.	W	6-5
1986	5/10	Greenville, S.C.	L	4-7
1986	5/11	Greenville, S.C.	L	5-9
1987	3/20	Coral Gables, Fla.	L	2-8
1987	3/21	Coral Gables, Fla.	L	9-11
1987	3/22	Coral Gables, Fla.	T	10-10
1989	4/28	Clemson, S.C.	W	11-5
1989	4/29	Clemson, S.C.	W	10-2
1989	4/30	Clemson, S.C.	L	4-5
1989	5/20	Chapel Hill, N.C.	W	2-0
1990	3/22	Coral Gables, Fla.	W	9-2
1990	3/23	Coral Gables, Fla.	W	11-5

# ALL-TIME SERIES HISTORY

YEAR	DATE	SITE	W/L	SCORE
1990	3/24	Coral Gables, Fla.	W	2-1
1994	4/29	Clemson, S.C.	L	5-7
1994	4/30	Clemson, S.C.	W	6-3
1994	5/1	Clemson, S.C.	L	8-9 (12)
1995	5/12	Coral Gables, Fla.	W	7-6
1995	5/13	Coral Gables, Fla.	L	5-7
1995	5/14	Coral Gables, Fla.	W	8-4
1996	5/31#	Omaha, Neb.	W	7-3
1996	6/5#	Omaha, Neb.	W	14-5
1999	4/2	Charlotte, N.C.	W	5-3
1999	4/3	Charlotte, N.C.	L	5-7
1999	4/4	Charlotte, N.C.	W	14-11
2000	1/29	Orlando, Fla.	L	0-4
2001	6/1\$	Coral Gables, Fla.	W	10-8
2001	6/2\$	Coral Gables, Fla.	W	14-6
2005	5/19	Clemson, S.C.	L	5-15
2005	5/20	Clemson, S.C.	L	2-9
2005	5/21	Clemson, S.C.	L	2-6
2005	5/26%	Jacksonville, Fla.	L	1-9
2006	3/31	Coral Gables, Fla.	L	6-8
2006	4/1	Coral Gables, Fla.	L	2-6
2006	4/2	Coral Gables, Fla.	L	1-14
2007	3/30	Clemson, S.C.	W	10-3
2007	3/31	Clemson, S.C.	L	1-4
2007	4/1	Clemson, S.C.	W	7-6
2007	5/23%	Jacksonville, Fla.	L	4-5
2008	4/4	Coral Gables, Fla.	W	6-4
2008	4/5	Coral Gables, Fla.	W	15-5
2008	4/6	Coral Gables, Fla.	W	7-6
2008	5/21%	Jacksonville, Fla.	W	7-1
2009	4/11	Clemson, S.C.	W	12-8
2009	4/11	Clemson, S.C.	L	1-9
2009	4/12	Clemson, S.C.	L	6-9
2012	3/30	Clemson, S.C.	L	1-3
2012	3/31	Clemson, S.C.	L	1-3
2012	4/1	Clemson, S.C.	W	4-2
2013	4/19	Coral Gables, Fla.	L	0-1
2013	4/20	Coral Gables, Fla.	W	2-1
2013	4/21	Coral Gables, Fla.	W	7-0
2013	5/25%	Durham, N.C.	W	7-0
2014	4/25	Clemson, S.C.	W	5-2
2014	4/26	Clemson, S.C.	W	3-2 (12)
2014	4/27	Clemson, S.C.	W	10-2
2014	5/22%	Greensboro, N.C.	L	2-3
2016	3/25	Coral Gables, Fla.	W	9-8
2016	3/26	Coral Gables, Fla.	W	5-4 (11)
2016	3/27	Coral Gables, Fla.	W	10-5

**Coral Gables:** Miami leads, 19-10-1

**Clemson/Greenville:** Clemson leads, 13-11

**Neutral Site:** Miami leads, 8-5

## COASTAL CAROLINA

### MIAMI LEADS, 11-0

YEAR	DATE	SITE	W/L	SCORE
1994	5/20	Coral Gables, Fla.	W	4-1
1994	5/21	Coral Gables, Fla.	W	7-4
1996	2/9	Coral Gables, Fla.	W	8-3
1996	4/25	Coral Gables, Fla.	W	7-2

YEAR	DATE	SITE	W/L	SCORE
1996	2/11	Coral Gables, Fla.	W	16-11
1997	4/25	Coral Gables, Fla.	W	10-2
1997	4/27	Coral Gables, Fla.	W	10-2
1997	4/27	Coral Gables, Fla.	W	7-3
2004	4/30	Coral Gables, Fla.	W	6-1
2004	5/1	Coral Gables, Fla.	W	5-1
2004	5/2	Coral Gables, Fla.	W	13-11

**Coral Gables:** Miami leads, 11-0

## COLGATE

### MIAMI LEADS, 4-1

YEAR	DATE	SITE	W/L	SCORE
1969	4/1	Coral Gables, Fla.	W	5-1
1969	4/2	Coral Gables, Fla.	L	5-7
1969	4/3	Coral Gables, Fla.	W	4-3 (10)
1970	3/31	Coral Gables, Fla.	W	11-8
1970	4/2	Coral Gables, Fla.	W	9-1

**Coral Gables:** Miami leads, 4-1

## COLORADO STATE

### MIAMI LEADS, 1-0

YEAR	DATE	SITE	W/L	SCORE
1984	2/23	Coral Gables, Fla.	W	14-4

**Coral Gables:** Miami leads, 1-0

## COLUMBIA

### MIAMI LEADS, 4-1

YEAR	DATE	SITE	W/L	SCORE
2013	3/19	Coral Gables, Fla.	W	9-6
2013	3/20	Coral Gables, Fla.	W	6-4
2015	5/30+	Coral Gables, Fla.	W	8-3
2015	5/31+	Coral Gables, Fla.	L	0-3
2015	6/1+	Coral Gables, Fla.	W	21-3

**Coral Gables:** Miami leads, 4-1

## CONNECTICUT

### MIAMI LEADS, 2-0

YEAR	DATE	SITE	W/L	SCORE
1970	3/27	Coral Gables, Fla.	W	2-1
1970	3/28	Coral Gables, Fla.	W	4-0

**Coral Gables:** Miami leads, 2-0

## CORNELL

### MIAMI LEADS, 5-2

YEAR	DATE	SITE	W/L	SCORE
1971	3/30	Coral Gables, Fla.	W	9-3
1971	4/2	Coral Gables, Fla.	W	6-3

## ALL-TIME SERIES HISTORY

YEAR	DATE	SITE	W/L	SCORE
1973	3/20	Coral Gables, Fla.	L	3-4
1973	3/20	Coral Gables, Fla.	L	3-6
1984	3/25	Coral Gables, Fla.	W	8-6
2001	3/21	Coral Gables, Fla.	W	2-1 (10)
2008	3/18	Coral Gables, Fla.	W	20-9

**Coral Gables:** Miami leads, 5-2

## CREIGHTON

### MIAMI LEADS, 8-1

YEAR	DATE	SITE	W/L	SCORE
1985	3/12	Coral Gables, Fla.	W	6-5
1985	3/13	Coral Gables, Fla.	W	14-7
1986	3/16	Coral Gables, Fla.	W	2-1
1987	3/15	Coral Gables, Fla.	L	2-5
1987	3/16	Coral Gables, Fla.	W	10-9
1988	3/13	Coral Gables, Fla.	W	11-2
1988	3/14	Coral Gables, Fla.	W	9-4
1989	3/12	Coral Gables, Fla.	W	2-1 (10)
1989	3/13	Coral Gables, Fla.	W	6-5

**Coral Gables:** Miami leads, 8-1

## DARTMOUTH

### MIAMI LEADS, 3-1

YEAR	DATE	SITE	W/L	SCORE
2000	3/24	Coral Gables, Fla.	L	5-6
2000	3/25	Coral Gables, Fla.	W	10-8
2000	3/26	Coral Gables, Fla.	W	6-1
2010	6/4+	Coral Gables, Fla.	W	12-8

**Coral Gables:** Miami leads, 3-1

## DAVIDSON

### TIED, 1-1

YEAR	DATE	SITE	W/L	SCORE
1990	3/13	Coral Gables, Fla.	W	4-0
1990	3/15	Coral Gables, Fla.	L	2-3

**Coral Gables:** Tied, 1-1

## DELAWARE

### MIAMI LEADS, 4-0

YEAR	DATE	SITE	W/L	SCORE
1971	3/17	Coral Gables, Fla.	W	5-1
1971	3/18	Coral Gables, Fla.	W	6-5
1980	3/25	Coral Gables, Fla.	W	11-2
1980	5/27+	Coral Gables, Fla.	W	10-1

**Coral Gables:** Miami leads, 4-0

## DREXEL

### MIAMI LEADS, 1-0

YEAR	DATE	SITE	W/L	SCORE
1998	3/25	Homestead, Fla.	W	8-6

**Neutral Site:** Miami leads, 1-0

## DUKE

### MIAMI LEADS, 35-8

YEAR	DATE	SITE	W/L	SCORE
1966	3/28	Coral Gables, Fla.	L	1-3 (10)
1966	3/29	Coral Gables, Fla.	L	4-5
1967	3/29	Coral Gables, Fla.	W	3-0
1967	4/1	Coral Gables, Fla.	W	8-4
1997	4/18	Coral Gables, Fla.	W	6-2
1997	4/19	Coral Gables, Fla.	W	9-5
1997	4/20	Coral Gables, Fla.	W	17-1
2005	3/11	Coral Gables, Fla.	W	14-3
2005	3/12	Coral Gables, Fla.	W	12-1
2005	3/13	Coral Gables, Fla.	W	6-1
2006	3/17	Durham, N.C.	W	3-0
2006	3/18	Durham, N.C.	W	4-3
2006	3/19	Durham, N.C.	W	7-1
2007	5/17	Coral Gables, Fla.	W	9-4
2007	5/18	Coral Gables, Fla.	W	5-1
2007	5/19	Coral Gables, Fla.	W	14-5
2008	3/28	Durham, N.C.	W	7-5 (10)
2008	3/29	Durham, N.C.	W	8-1
2009	3/13	Coral Gables, Fla.	W	5-4
2009	3/14	Coral Gables, Fla.	L	0-2
2009	3/15	Coral Gables, Fla.	W	7-6
2010	3/19	Durham, N.C.	W	3-1
2010	3/20	Durham, N.C.	W	11-3
2010	3/21	Durham, N.C.	W	7-6
2011	5/19	Coral Gables, Fla.	W	4-1
2011	5/20	Coral Gables, Fla.	L	0-2
2011	5/21	Coral Gables, Fla.	W	5-2
2012	5/16	Durham, N.C.	L	1-5
2012	5/17	Durham, N.C.	W	2-1
2012	5/18	Durham, N.C.	W	7-1
2013	3/9	Coral Gables, Fla.	L	2-4
2013	3/10	Coral Gables, Fla.	L	2-9
2013	3/11	Coral Gables, Fla.	W	5-3
2014	5/9	Durham, N.C.	W	6-1
2014	5/10	Durham, N.C.	W	9-1
2014	5/11	Durham, N.C.	W	4-3
2014	5/24*	Greensboro, N.C.	W	6-5 (12)
2015	4/3	Coral Gables, Fla.	W	4-3
2015	4/4	Coral Gables, Fla.	W	3-2
2015	4/5	Coral Gables, Fla.	W	10-0
2016	4/15	Durham, N.C.	W	14-2
2016	4/16	Durham, N.C.	L	5-12
2016	4/17	Durham, N.C.	W	9-0

**Coral Gables:** Miami leads, 19-6

**Durham:** Miami leads, 15-2

**Neutral Site:** Miami leads, 1-0



# ALL-TIME SERIES HISTORY

## EAST CAROLINA

### MIAMI LEADS, 3-2

YEAR	DATE	SITE	W/L	SCORE
1984	5/26+	Tallahassee, Fla.	W	6-4
1999	3/6	Coral Gables, Fla.	L	5-6
2001	3/16	Coral Gables, Fla.	W	14-13
2001	3/17	Coral Gables, Fla.	L	2-7
2001	3/18	Coral Gables, Fla.	W	8-4 (10)

**Coral Gables:** Tied, 2-2

**Neutral Site:** Miami leads, 1-0

## EASTERN ILLINOIS

### MIAMI LEADS, 1-0

YEAR	DATE	SITE	W/L	SCORE
1991	3/26	Coral Gables, Fla.	W	5-1

**Coral Gables:** Miami leads, 1-0

## EASTERN KENTUCKY

### MIAMI LEADS, 2-1

YEAR	DATE	SITE	W/L	SCORE
1991	4/19	Coral Gables, Fla.	W	6-2
1991	4/20	Coral Gables, Fla.	W	4-0
1991	4/21	Coral Gables, Fla.	L	2-3

**Coral Gables:** Miami leads, 2-1

## EASTERN MICHIGAN

### MIAMI LEADS, 2-0

YEAR	DATE	SITE	W/L	SCORE
2000	2/26	Homestead, Fla.	W	10-1
2000	2/27	Homestead, Fla.	W	9-1

**Neutral Site:** Miami leads, 2-0

## ECKERD

### MIAMI LEADS, 8-4

YEAR	DATE	SITE	W/L	SCORE
1975	4/25	Coral Gables, Fla.	W	3-1
1975	4/26	Coral Gables, Fla.	W	3-1
1976	4/9	Coral Gables, Fla.	W	2-0
1976	4/10	Coral Gables, Fla.	L	4-5
1977	4/29	Coral Gables, Fla.	W	13-4
1977	4/30	Coral Gables, Fla.	L	3-4
1981	4/13	Coral Gables, Fla.	W	7-2
1981	4/14	Coral Gables, Fla.	L	9-10
1982	4/1	Coral Gables, Fla.	L	9-11 (11)
1988	2/16	Coral Gables, Fla.	W	4-0
1989	5/2	Coral Gables, Fla.	W	7-6
1990	2/28	Coral Gables, Fla.	W	15-7

**Coral Gables:** Miami leads, 8-4

## ELON

### MIAMI LEADS, 11-4

YEAR	DATE	SITE	W/L	SCORE
1999	4/30	Coral Gables, Fla.	L	6-13
1999	5/1	Coral Gables, Fla.	W	11-0
1999	5/2	Coral Gables, Fla.	W	24-5
2001	2/16	Coral Gables, Fla.	W	4-2
2001	2/18	Coral Gables, Fla.	W	7-4
2001	2/16	Coral Gables, Fla.	W	10-9 (12)
2002	3/29	Coral Gables, Fla.	L	2-3
2002	3/30	Coral Gables, Fla.	L	8-11
2002	3/31	Coral Gables, Fla.	W	5-4
2004	3/5	Coral Gables, Fla.	W	6-3
2004	3/6	Coral Gables, Fla.	W	24-0
2004	3/7	Coral Gables, Fla.	W	6-5
2007	2/23	Coral Gables, Fla.	L	7-10
2007	2/24	Coral Gables, Fla.	W	17-4
2007	2/25	Coral Gables, Fla.	W	6-3

**Coral Gables:** Miami leads, 11-4

## FLORIDA

### MIAMI LEADS, 128-116-1

YEAR	DATE	SITE	W/L	SCORE
1940	4/9	Gainesville, Fla.	L	13-18
1947	4/4	Coral Gables, Fla.	W	1-0
1947	4/5	Coral Gables, Fla.	W	1-0 (10)
1948	5/7	Gainesville, Fla.	L	8-16
1948	5/8	Gainesville, Fla.	L	7-8
1949	4/8	Coral Gables, Fla.	L	4-17
1949	4/9	Coral Gables, Fla.	W	9-8
1949	5/13	Gainesville, Fla.	L	5-9
1949	5/14	Gainesville, Fla.	W	7-4
1950	4/7	Coral Gables, Fla.	L	2-3 (13)
1950	4/8	Coral Gables, Fla.	W	5-3
1950	5/1	Gainesville, Fla.	L	4-6
1950	5/2	Gainesville, Fla.	W	12-9
1951	4/30	Gainesville, Fla.	W	4-3 (10)
1951	5/1	Gainesville, Fla.	L	9-17
1952	4/11	Coral Gables, Fla.	L	1-4
1952	4/12	Coral Gables, Fla.	L	5-8
1952	5/5	Gainesville, Fla.	L	3-10
1952	5/6	Gainesville, Fla.	T	13-13
1954	3/12	Coral Gables, Fla.	L	7-9
1954	3/13	Coral Gables, Fla.	L	8-9
1955	3/28	Gainesville, Fla.	L	0-4
1955	3/29	Gainesville, Fla.	W	4-3
1956	4/2	Coral Gables, Fla.	L	3-6
1956	4/3	Coral Gables, Fla.	L	0-4
1957	3/16	Gainesville, Fla.	L	1-10
1957	3/16	Gainesville, Fla.	L	5-9
1958	3/28	Coral Gables, Fla.	W	3-1
1958	3/29	Coral Gables, Fla.	W	9-8 (11)
1960	4/1	Coral Gables, Fla.	L	3-9
1960	4/2	Coral Gables, Fla.	W	3-2
1961	4/24	Gainesville, Fla.	L	4-10
1961	4/25	Gainesville, Fla.	W	19-9
1962	3/9	Coral Gables, Fla.	W	14-10
1962	3/10	Coral Gables, Fla.	L	7-12

# ALL-TIME SERIES HISTORY

YEAR	DATE	SITE	W/L	SCORE	YEAR	DATE	SITE	W/L	SCORE
1963	5/13	Gainesville, Fla.	W	4-0	1981	5/6	Gainesville, Fla.	L	7-8
1963	5/14	Gainesville, Fla.	L	0-11	1981	5/7	Gainesville, Fla.	W	11-4
1964	3/13	Miami, Fla.	W	3-1	1981	5/24+	Coral Gables, Fla.	W	8-6
1964	3/14	Coral Gables, Fla.	W	2-1	1982	2/13	Coral Gables, Fla.	W	7-3
1964	3/14	Coral Gables, Fla.	L	7-13	1982	2/14	Coral Gables, Fla.	W	6-2
1965	3/26	Coral Gables, Fla.	L	0-2	1982	4/18	Gainesville, Fla.	L	2-6
1965	4/23	Gainesville, Fla.	W	2-1	1982	4/19	Gainesville, Fla.	W	8-7 (11)
1965	4/24	Gainesville, Fla.	L	3-7	1983	3/8	Gainesville, Fla.	L	3-5
1965	4/24	Gainesville, Fla.	W	3-0	1983	3/9	Gainesville, Fla.	W	3-2
1966	3/4	Coral Gables, Fla.	W	10-5	1983	2/20	Coral Gables, Fla.	W	5-1
1966	3/5	Coral Gables, Fla.	L	3-4	1983	2/20	Coral Gables, Fla.	L	1-4
1966	3/5	Coral Gables, Fla.	L	5-6	1984	2/3	Coral Gables, Fla.	L	7-9
1966	4/22	Gainesville, Fla.	W	7-5 (11)	1984	2/17	Coral Gables, Fla.	W	9-1
1966	4/23	Gainesville, Fla.	L	1-3	1984	2/18	Coral Gables, Fla.	L	3-10
1967	4/8	Gainesville, Fla.	L	1-8	1984	3/28	Gainesville, Fla.	L	6-7 (8)
1967	4/8	Gainesville, Fla.	W	5-4	1984	3/28	Gainesville, Fla.	W	8-6
1967	5/12	Coral Gables, Fla.	W	8-1	1984	5/24+	Tallahassee, Fla.	W	6-5
1967	5/13	Coral Gables, Fla.	L	10-11	1985	2/15	Coral Gables, Fla.	W	5-2
1968	3/1	Coral Gables, Fla.	W	2-1	1985	2/16	Coral Gables, Fla.	L	2-4
1968	3/2	Coral Gables, Fla.	W	1-0	1985	2/17	Coral Gables, Fla.	W	5-2
1968	4/12	Gainesville, Fla.	W	5-4	1985	4/19	Gainesville, Fla.	W	11-0
1968	4/13	Gainesville, Fla.	W	9-5	1985	4/20	Gainesville, Fla.	W	6-4
1969	2/28	Coral Gables, Fla.	W	8-7 (12)	1985	5/27+	Coral Gables, Fla.	L	1-8
1969	3/1	Coral Gables, Fla.	W	5-3	1985	5/28+	Coral Gables, Fla.	W	12-9
1969	4/25	Gainesville, Fla.	W	4-3	1986	2/14	Coral Gables, Fla.	W	7-6
1969	4/26	Gainesville, Fla.	L	3-7	1986	2/15	Coral Gables, Fla.	W	7-6 (10)
1970	3/6	Coral Gables, Fla.	W	5-0	1986	3/11	Gainesville, Fla.	W	6-5
1970	3/7	Coral Gables, Fla.	W	5-4	1986	3/12	Gainesville, Fla.	W	9-7
1970	4/27	Gainesville, Fla.	L	6-7 (13)	1987	2/27	Coral Gables, Fla.	W	4-2
1970	4/28	Gainesville, Fla.	L	3-9	1987	2/28	Coral Gables, Fla.	W	12-4
1971	3/5	Coral Gables, Fla.	W	2-0	1987	4/21	Gainesville, Fla.	L	2-3
1971	3/6	Coral Gables, Fla.	W	7-5	1987	4/22	Gainesville, Fla.	L	5-6
1971	4/26	Gainesville, Fla.	W	13-5	1988	2/21	Gainesville, Fla.	L	2-3 (7)
1971	4/27	Gainesville, Fla.	W	1-0 (12)	1988	2/21	Gainesville, Fla.	W	9-7
1972	3/3	Coral Gables, Fla.	W	18-6	1988	4/1	Coral Gables, Fla.	W	11-3
1972	3/4	Coral Gables, Fla.	L	3-6	1988	4/2	Coral Gables, Fla.	W	5-3
1972	4/17	Gainesville, Fla.	W	10-6	1989	3/21	Coral Gables, Fla.	L	10-13
1972	4/18	Gainesville, Fla.	L	3-6	1989	3/22	Coral Gables, Fla.	W	4-0
1973	3/2	Coral Gables, Fla.	W	7-0	1989	4/1	Gainesville, Fla.	L	1-7
1973	3/3	Coral Gables, Fla.	W	11-1	1989	4/2	Gainesville, Fla.	L	2-3
1973	4/9	Gainesville, Fla.	L	6-7	1989	5/27+	Gainesville, Fla.	W	9-1
1973	4/10	Gainesville, Fla.	L	4-5	1990	2/24	Coral Gables, Fla.	L	4-5
1974	3/1	Coral Gables, Fla.	W	4-3 (10)	1990	2/24	Coral Gables, Fla.	W	12-10
1974	3/2	Coral Gables, Fla.	L	6-9 (12)	1990	3/3	Gainesville, Fla.	W	6-3
1974	4/8	Gainesville, Fla.	W	4-0	1990	3/4	Gainesville, Fla.	W	8-2
1974	4/9	Gainesville, Fla.	W	6-5	1991	2/23	Gainesville, Fla.	W	5-3
1975	3/7	Gainesville, Fla.	L	2-8	1991	2/24	Gainesville, Fla.	W	8-7
1975	3/8	Gainesville, Fla.	L	1-2	1991	2/26	Coral Gables, Fla.	W	4-2
1975	5/3	Coral Gables, Fla.	W	6-1	1991	2/27	Coral Gables, Fla.	W	9-7 (10)
1975	5/4	Coral Gables, Fla.	W	6-5	1992	2/22	Gainesville, Fla.	L	3-7
1976	3/1	Gainesville, Fla.	L	2-12	1992	2/23	Gainesville, Fla.	L	5-8
1976	3/2	Gainesville, Fla.	L	6-9	1992	3/6	Coral Gables, Fla.	W	7-1
1977	2/25	Coral Gables, Fla.	L	6-9	1992	3/7	Coral Gables, Fla.	W	6-5
1977	2/26	Coral Gables, Fla.	W	5-4	1993	2/27	Gainesville, Fla.	L	2-3
1978	2/25	Gainesville, Fla.	L	4-5	1993	2/28	Gainesville, Fla.	L	7-9
1978	2/26	Gainesville, Fla.	L	3-4	1993	3/12	Coral Gables, Fla.	W	7-1
1979	3/3	Coral Gables, Fla.	W	8-2	1993	3/14	Coral Gables, Fla.	L	3-4 (10)
1979	3/4	Coral Gables, Fla.	W	5-2	1994	2/19	Gainesville, Fla.	L	0-5
1980	2/16	Gainesville, Fla.	W	7-0	1994	2/20	Gainesville, Fla.	W	4-3 (10)
1980	2/17	Gainesville, Fla.	W	5-0	1994	3/11	Coral Gables, Fla.	W	4-3
1981	2/20	Coral Gables, Fla.	W	8-5	1994	3/12	Coral Gables, Fla.	W	4-2
1981	2/21	Coral Gables, Fla.	W	2-0	1994	5/30+	Coral Gables, Fla.	W	10-6

HISTORY & RECORDS



# ALL-TIME SERIES HISTORY

YEAR	DATE	SITE	W/L	SCORE
2016	5/1	Coral Gables, Fla.	W	12-7

**Coral Gables:** Miami leads, 10-0

**Tallahassee:** Miami leads, 9-7

## FLORIDA ATLANTIC

### MIAMI LEADS, 58-14

YEAR	DATE	SITE	W/L	SCORE
1982	3/5	Coral Gables, Fla.	W	18-4
1982	5/6	Coral Gables, Fla.	W	4-3
1983	2/9	Coral Gables, Fla.	L	8-9
1983	4/13	Coral Gables, Fla.	W	13-5
1983	4/21	Pompano Beach, Fla.	W	4-2
1983	4/27	Coral Gables, Fla.	W	6-2
1984	2/7	Coral Gables, Fla.	L	10-11
1984	4/17	Coral Gables, Fla.	L	7-8
1984	4/24	Coral Gables, Fla.	W	6-5
1985	4/3	Coral Gables, Fla.	W	6-2
1985	4/24	Coral Gables, Fla.	W	11-3
1986	4/29	Coral Gables, Fla.	W	6-3
1987	4/17	Coral Gables, Fla.	W	19-9
1988	4/13	Coral Gables, Fla.	W	12-3
1989	4/14	Coral Gables, Fla.	W	14-0
1989	4/15	Coral Gables, Fla.	W	14-0
1990	4/28	Coral Gables, Fla.	W	11-3
1991	4/5	Coral Gables, Fla.	W	8-7
1992	4/21	Coral Gables, Fla.	W	14-2
1993	4/2	Coral Gables, Fla.	L	0-2
1993	4/3	Coral Gables, Fla.	W	3-0
1993	5/4	Coral Gables, Fla.	W	3-2 (10)
1994	3/13	Boca Raton, Fla.	W	7-4
1994	4/12	Coral Gables, Fla.	W	7-3
1995	2/1	Coral Gables, Fla.	W	5-2
1995	2/15	Coral Gables, Fla.	W	10-1
1995	3/1	Coral Gables, Fla.	W	16-6
1995	3/22	Boca Raton, Fla.	W	5-3
1996	2/21	Coral Gables, Fla.	W	12-3
1996	5/8	Coral Gables, Fla.	W	10-2
1997	4/23	Coral Gables, Fla.	W	12-6
1997	4/30	Coral Gables, Fla.	W	13-8
1998	4/15	Coral Gables, Fla.	W	4-2
1998	4/22	Coral Gables, Fla.	W	23-3
1999	2/17	Coral Gables, Fla.	W	3-1
1999	5/30+	Coral Gables, Fla.	W	3-2
2000	2/9	Coral Gables, Fla.	L	2-7
2000	5/27+	Coral Gables, Fla.	W	11-5
2001	1/25	Coral Gables, Fla.	W	9-3
2001	1/26	Boca Raton, Fla.	L	10-11
2001	1/27	Coral Gables, Fla.	W	4-2
2002	4/24	Coral Gables, Fla.	W	6-5
2003	4/2	Coral Gables, Fla.	L	3-5
2003	5/31+	Coral Gables, Fla.	W	1-0
2004	5/19	Coral Gables, Fla.	W	13-3
2004	6/6+	Coral Gables, Fla.	W	19-6
2008	4/1	Coral Gables, Fla.	W	16-7
2008	4/9	Coral Gables, Fla.	L	3-6
2008	4/16	Boca Raton, Fla.	W	12-10
2009	3/25	Boca Raton, Fla.	W	13-6
2009	4/7	Coral Gables, Fla.	W	12-8
2009	4/14	Coral Gables, Fla.	W	3-1

YEAR	DATE	SITE	W/L	SCORE
2010	3/31	Coral Gables, Fla.	W	12-5
2010	4/6	Coral Gables, Fla.	W	8-5
2010	4/7	Boca Raton, Fla.	W	11-0
2011	2/23	Boca Raton, Fla.	L	4-7
2011	3/15	Coral Gables, Fla.	W	7-3
2011	5/17	Coral Gables, Fla.	L	4-7
2012	2/29	Coral Gables, Fla.	W	10-5
2012	3/21	Boca Raton, Fla.	W	8-5
2012	2/24	Coral Gables, Fla.	W	3-1
2013	2/20	Boca Raton, Fla.	W	5-4 (11)
2013	3/27	Coral Gables, Fla.	L	1-6
2013	4/24	Coral Gables, Fla.	W	6-4
2014	2/19	Coral Gables, Fla.	L	2-5
2014	4/16	Coral Gables, Fla.	W	2-1
2014	4/23	Boca Raton, Fla.	W	10-9
2015	2/18	Boca Raton, Fla.	L	3-5
2015	4/8	Coral Gables, Fla.	W	4-3 (10)
2015	5/12	Coral Gables, Fla.	W	14-6
2016	4/20	Coral Gables, Fla.	L	3-4
2016	5/5	Coral Gables, Fla.	W	5-2

**Coral Gables:** Miami leads, 49-11

**Boca Raton:** Miami leads, 8-3

**Neutral Site:** Miami leads, 1-0

## FGCU

### MIAMI LEADS, 16-2

YEAR	DATE	SITE	W/L	SCORE
2008	4/8	Coral Gables, Fla.	W	4-2 (11)
2009	4/22	Coral Gables, Fla.	W	13-7
2010	4/14	Fort Myers, Fla.	W	9-0
2010	5/18	Coral Gables, Fla.	W	5-4
2011	3/23	Coral Gables, Fla.	W	5-2
2011	3/29	Coral Gables, Fla.	W	13-2
2011	4/6	Fort Myers, Fla.	W	8-1
2012	2/22	Fort Myers, Fla.	W	3-0
2012	4/11	Coral Gables, Fla.	L	2-4
2014	3/19	Fort Myers, Fla.	W	5-2 (10)
2014	3/26	Coral Gables, Fla.	W	4-0
2014	5/7	Coral Gables, Fla.	W	7-3
2015	3/4	Coral Gables, Fla.	W	7-3
2015	3/10	Fort Myers, Fla.	W	15-4
2015	3/25	Coral Gables, Fla.	L	1-8
2016	3/2	Coral Gables, Fla.	W	6-2
2016	4/5	Fort Myers, Fla.	W	4-0
2016	5/17	Coral Gables, Fla.	W	8-3

**Coral Gables:** Miami leads, 10-2

**Fort Myers:** Miami leads, 6-0

## FIU

### MIAMI LEADS, 92-24

YEAR	DATE	SITE	W/L	SCORE
1973	3/14	Coral Gables, Fla.	L	1-3
1973	4/4	Coral Gables, Fla.	W	14-2
1973	4/11	Coral Gables, Fla.	W	10-1
1973	4/23	Coral Gables, Fla.	W	5-3
1974	4/3	Coral Gables, Fla.	W	9-4



# ALL-TIME SERIES HISTORY

YEAR	DATE	SITE	W/L	SCORE	YEAR	DATE	SITE	W/L	SCORE
1974	4/4	Coral Gables, Fla.	W	5-1	1992	2/16	Coral Gables, Fla.	W	7-1
1974	4/23	Miami, Fla.	W	6-2	1993	2/17	Coral Gables, Fla.	W	4-3
1975	3/11	Miami, Fla.	W	16-3	1993	4/6	Coral Gables, Fla.	W	7-3
1975	4/1	Coral Gables, Fla.	W	8-6	1993	4/13	Coral Gables, Fla.	W	9-2
1975	4/8	Coral Gables, Fla.	W	3-2	1994	2/8	Coral Gables, Fla.	W	11-4
1975	4/22	Miami, Fla.	W	9-3	1994	2/15	Coral Gables, Fla.	W	4-0
1976	4/14	Miami, Fla.	W	11-1	1994	3/3	Coral Gables, Fla.	W	3-0
1976	4/20	Miami, Fla.	L	11-12	1994	5/10	Coral Gables, Fla.	L	5-6
1976	4/27	Coral Gables, Fla.	W	15-5	1995	2/21	Coral Gables, Fla.	W	7-4
1976	4/29	Coral Gables, Fla.	L	6-7	1995	4/4	Homestead, Fla.	L	2-4
1977	3/1	Coral Gables, Fla.	W	3-2	1996	3/21	Coral Gables, Fla.	W	13-6
1977	3/29	Miami, Fla.	W	12-5	1996	3/22	Coral Gables, Fla.	W	5-3
1977	5/4	Miami, Fla.	W	7-6	1996	3/23	Coral Gables, Fla.	W	5-4
1978	5/3	Coral Gables, Fla.	W	3-2 (13)	1996	3/24	Coral Gables, Fla.	L	5-6
1978	4/18	Miami, Fla.	W	10-6	1997	3/6	Coral Gables, Fla.	W	5-0
1979	2/23	Coral Gables, Fla.	W	11-3	1997	3/7	Coral Gables, Fla.	W	3-4
1979	2/24	Coral Gables, Fla.	W	12-4	1997	3/8	Coral Gables, Fla.	L	10-3
1980	4/8	Miami, Fla.	W	10-2	1997	3/9	Coral Gables, Fla.	W	9-0
1980	4/22	Coral Gables, Fla.	L	4-6	1997	5/23+	Coral Gables, Fla.	W	5-2
1980	4/29	Coral Gables, Fla.	W	13-6	1998	2/11	Coral Gables, Fla.	W	2-1
1981	4/17	Coral Gables, Fla.	W	4-2	1998	3/7	Coral Gables, Fla.	W	12-0
1981	4/24	Coral Gables, Fla.	W	8-7	1999	2/10	Miami, Fla.	L	3-4
1981	5/8	Coral Gables, Fla.	W	4-0	1999	5/4	Coral Gables, Fla.	L	7-12
1981	5/11	Miami, Fla.	W	8-5	1999	5/29+	Coral Gables, Fla.	W	6-4
1982	3/3	Coral Gables, Fla.	L	6-10	2000	3/1	Coral Gables, Fla.	L	6-7
1982	3/31	Coral Gables, Fla.	L	1-2	2000	3/28	Homestead, Fla.	W	5-2
1982	4/4	Miami, Fla.	W	13-12 (13)	2000	5/28+	Coral Gables, Fla.	W	14-4
1982	4/11	Miami, Fla.	L	0-5	2001	2/7	Miami, Fla.	W	4-3
1982	4/30	Coral Gables, Fla.	W	6-2	2001	2/21	Coral Gables, Fla.	L	10-17
1983	3/3	Miami, Fla.	W	8-4	2001	2/23	Homestead, Fla.	W	10-2
1983	4/12	Coral Gables, Fla.	W	8-6	2001	2/24	Homestead, Fla.	W	2-0
1983	4/19	Coral Gables, Fla.	W	7-2	2002	2/6	Miami, Fla.	L	2-6
1983	4/26	Miami, Fla.	W	8-4	2002	2/22	Homestead, Fla.	W	6-2
1983	5/4	Coral Gables, Fla.	W	16-5	2002	5/2	Coral Gables, Fla.	L	7-9
1984	4/10	Coral Gables, Fla.	W	6-2	2002	5/31+	Gainesville, Fla.	W	9-1
1984	4/11	Miami, Fla.	W	8-5	2003	2/5	Coral Gables, Fla.	W	12-7
1984	5/9	Miami, Fla.	W	5-0	2003	4/16	Miami, Fla.	W	6-4
1984	5/11	Coral Gables, Fla.	W	5-2	2004	2/26	Miami, Fla.	L	7-11
1984	5/12	Coral Gables, Fla.	W	8-3	2004	2/27	Homestead, Fla.	W	9-7
1985	4/10	Coral Gables, Fla.	W	6-3	2004	3/24	Coral Gables, Fla.	L	4-5
1985	4/17	Miami, Fla.	W	4-3	2005	2/1	Coral Gables, Fla.	W	7-0
1986	2/25	Coral Gables, Fla.	W	6-0	2005	3/23	Miami, Fla.	W	11-3
1986	2/27	Miami, Fla.	W	5-3 (11)	2006	1/28	Coral Gables, Fla.	W	17-3
1986	4/16	Miami, Fla.	L	8-9 (13)	2006	1/29	Miami, Fla.	W	5-0
1987	4/3	Coral Gables, Fla.	W	7-4	2007	4/4	Coral Gables, Fla.	W	10-9
1987	4/4	Coral Gables, Fla.	W	12-1	2007	4/11	Miami, Fla.	W	11-7
1987	4/5	Miami, Fla.	L	6-7 (12)	2008	4/2	Miami, Fla.	W	13-2
1987	4/28	Coral Gables, Fla.	W	12-3	2008	4/23	Coral Gables, Fla.	L	3-6
1988	4/6	Miami, Fla.	W	4-2	2015	5/29+	Coral Gables, Fla.	W	6-2
1988	4/22	Coral Gables, Fla.	W	8-3					
1988	4/23	Coral Gables, Fla.	L	1-2					
1989	4/21	Coral Gables, Fla.	W	5-2					
1989	4/22	Coral Gables, Fla.	W	7-2					
1989	4/23	Miami, Fla.	W	9-6					
1990	4/20	Coral Gables, Fla.	W	16-6					
1990	4/21	Coral Gables, Fla.	W	6-5					
1990	4/22	Miami, Fla.	W	7-1					
1991	4/26	Coral Gables, Fla.	L	2-5					
1991	4/27	Coral Gables, Fla.	W	12-1					
1991	4/28	Miami, Fla.	W	8-0					
1992	2/13	Coral Gables, Fla.	W	6-1					
1992	2/14	Coral Gables, Fla.	W	22-1					

**Coral Gables:** Miami leads, 60-16

**Miami:** Miami leads, 26-7

**Neutral Site:** Miami leads, 6-1

## FLORIDA SOUTHERN

### MIAMI LEADS, 58-24

YEAR	DATE	SITE	W/L	SCORE
1947	4/9	Lakeland, Fla.	W	5-3
1947	4/10	Lakeland, Fla.	W	4-1
1947	5/10	Coral Gables, Fla.	W	4-1

# ALL-TIME SERIES HISTORY

YEAR	DATE	SITE	W/L	SCORE
1947	5/10	Coral Gables, Fla.	W	3-0
1948	4/23	Lakeland, Fla.	W	6-5 (10)
1948	4/24	Lakeland, Fla.	L	4-8
1948	5/14	Coral Gables, Fla.	W	3-1
1948	5/15	Coral Gables, Fla.	L	2-4
1949	4/1	Coral Gables, Fla.	W	12-2
1949	4/2	Coral Gables, Fla.	W	11-8
1949	4/11	Lakeland, Fla.	L	2-8
1949	4/12	Lakeland, Fla.	W	2-0
1950	4/21	Coral Gables, Fla.	W	7-2
1950	4/22	Coral Gables, Fla.	W	12-2
1950	5/9	Lakeland, Fla.	L	3-4 (13)
1951	5/14	Coral Gables, Fla.	W	7-1
1951	5/15	Coral Gables, Fla.	W	5-0
1954	4/1	Coral Gables, Fla.	W	8-6
1954	4/2	Coral Gables, Fla.	W	11-2
1955	4/18	Lakeland, Fla.	W	3-1
1955	4/19	Lakeland, Fla.	W	6-0
1955	4/29	Coral Gables, Fla.	W	5-4
1955	4/30	Coral Gables, Fla.	W	9-2
1956	4/6	Coral Gables, Fla.	W	4-2
1956	4/7	Coral Gables, Fla.	W	12-5
1956	4/23	Lakeland, Fla.	W	4-2
1956	4/24	Lakeland, Fla.	W	7-1
1957	4/5	Coral Gables, Fla.	W	10-7
1957	4/6	Coral Gables, Fla.	W	8-2
1957	4/19	Lakeland, Fla.	W	11-1
1957	4/20	Lakeland, Fla.	L	2-6
1958	3/14	Lakeland, Fla.	L	4-5 (10)
1958	3/15	Lakeland, Fla.	L	3-7
1958	4/5	Coral Gables, Fla.	W	7-2
1958	4/5	Coral Gables, Fla.	W	4-3
1959	4/22	Lakeland, Fla.	W	6-5
1959	5/1	Coral Gables, Fla.	W	4-2
1959	5/2	Coral Gables, Fla.	W	2-0 (10)
1960	4/9	Lakeland, Fla.	W	12-1
1960	4/30	Coral Gables, Fla.	W	21-0
1961	4/11	Lakeland, Fla.	L	3-5
1961	4/22	Coral Gables, Fla.	W	7-2
1962	4/6	Lakeland, Fla.	L	4-9
1963	4/12	Coral Gables, Fla.	W	9-0
1963	4/13	Coral Gables, Fla.	L	6-8
1963	4/13	Coral Gables, Fla.	W	3-1
1964	4/17	Lakeland, Fla.	W	2-1
1964	4/18	Lakeland, Fla.	L	0-3
1964	4/18	Lakeland, Fla.	W	4-1
1965	4/30	Coral Gables, Fla.	L	2-3
1965	5/1	Coral Gables, Fla.	L	0-5
1965	5/1	Coral Gables, Fla.	W	9-1
1966	3/14	Lakeland, Fla.	W	10-4
1966	3/14	Lakeland, Fla.	L	0-2
1967	3/11	Coral Gables, Fla.	W	6-3
1967	3/11	Coral Gables, Fla.	L	7-13
1968	3/16	Lakeland, Fla.	L	2-6
1968	3/16	Lakeland, Fla.	L	2-3
1969	3/10	Coral Gables, Fla.	L	2-5
1969	3/11	Coral Gables, Fla.	W	15-5
1970	4/10	Lakeland, Fla.	W	8-7 (10)
1970	4/11	Lakeland, Fla.	L	2-3
1971	3/15	Coral Gables, Fla.	W	5-1
1971	3/16	Coral Gables, Fla.	L	5-8
1972	4/28	Lakeland, Fla.	L	0-1

YEAR	DATE	SITE	W/L	SCORE
1972	4/29	Lakeland, Fla.	L	4-5
1973	4/13	Coral Gables, Fla.	W	4-2
1973	4/14	Coral Gables, Fla.	L	0-5
1974	3/8	Lakeland, Fla.	L	0-1 (10)
1974	3/9	Lakeland, Fla.	W	3-2
1975	4/23	Coral Gables, Fla.	W	3-2 (10)
1975	4/24	Coral Gables, Fla.	W	5-4
1976	3/3	Lakeland, Fla.	W	6-3
1977	3/5	Coral Gables, Fla.	W	6-5 (12)
1986	2/28	Coral Gables, Fla.	W	5-4
1986	3/1	Coral Gables, Fla.	W	9-7
1987	4/7	Coral Gables, Fla.	W	6-5
1994	4/19	Coral Gables, Fla.	W	7-6 (11)
1994	4/20	Coral Gables, Fla.	W	5-1
2001	5/11	Coral Gables, Fla.	W	12-4
2001	5/12	Coral Gables, Fla.	W	16-3
2001	5/13	Coral Gables, Fla.	W	5-4

**Coral Gables:** Miami leads, 41-8

**Lakeland:** Miami leads, 17-16

## FLORIDA STATE

### FLORIDA STATE LEADS 149-128-7

YEAR	DATE	SITE	W/L	SCORE
1951	3/22	Coral Gables, Fla.	W	11-2
1951	3/23	Coral Gables, Fla.	L	4-13
1952	4/4	Tallahassee, Fla.	L	1-3
1952	4/5	Tallahassee, Fla.	L	0-7
1955	4/15	Coral Gables, Fla.	L	3-4
1955	4/16	Coral Gables, Fla.	W	5-4
1956	4/27	Tallahassee, Fla.	L	5-13
1956	4/28	Tallahassee, Fla.	L	0-2
1957	4/16	Tallahassee, Fla.	L	3-15
1957	4/17	Tallahassee, Fla.	L	3-21
1957	4/30	Coral Gables, Fla.	L	3-15
1957	4/30	Coral Gables, Fla.	W	2-1
1958	4/18	Tallahassee, Fla.	L	0-18
1958	4/19	Tallahassee, Fla.	W	12-7
1958	5/5	Coral Gables, Fla.	L	2-9
1958	5/6	Coral Gables, Fla.	L	1-6
1960	3/14	Coral Gables, Fla.	L	3-6
1960	3/15	Coral Gables, Fla.	L	6-10
1960	5/13	Tallahassee, Fla.	L	3-16
1960	5/14	Tallahassee, Fla.	L	5-9
1961	4/17	Coral Gables, Fla.	L	0-2
1961	4/18	Coral Gables, Fla.	L	6-14
1962	4/16	Tallahassee, Fla.	W	6-4
1962	4/17	Tallahassee, Fla.	L	8-9 (10)
1963	4/1	Coral Gables, Fla.	L	1-2
1963	4/2	Coral Gables, Fla.	W	4-1
1965	3/12	Coral Gables, Fla.	L	4-7
1965	3/13	Coral Gables, Fla.	L	4-9
1965	3/13	Coral Gables, Fla.	T	9-9
1966	4/8	Tallahassee, Fla.	W	6-1
1966	4/9	Tallahassee, Fla.	L	2-10
1967	3/3	Coral Gables, Fla.	L	4-9
1967	3/4	Coral Gables, Fla.	L	5-6
1968	4/19	Tallahassee, Fla.	L	1-4
1968	4/20	Tallahassee, Fla.	L	6-7
1969	3/7	Coral Gables, Fla.	L	2-6

HISTORY & RECORDS

# ALL-TIME SERIES HISTORY

YEAR	DATE	SITE	W/L	SCORE	YEAR	DATE	SITE	W/L	SCORE
1969	3/8	Coral Gables, Fla.	L	0-5	1982	5/9	Coral Gables, Fla.	T	7-7 (5)
1970	3/21	Tallahassee, Fla.	L	1-10	1983	2/25	Coral Gables, Fla.	W	9-0
1970	3/22	Tallahassee, Fla.	L	3-8	1983	2/26	Coral Gables, Fla.	W	4-2
1970	5/8	Tallahassee, Fla.	L	4-11	1983	4/15	Tallahassee, Fla.	L	5-6
1970	5/9	Tallahassee, Fla.	L	2-6	1983	4/16	Tallahassee, Fla.	L	3-4
1971	3/20	Coral Gables, Fla.	L	4-5 (10)	1983	4/17	Tallahassee, Fla.	L	0-5
1971	3/21	Coral Gables, Fla.	W	5-4 (10)	1983	5/29+	Tallahassee, Fla.	W	10-5
1971	4/9	Tallahassee, Fla.	L	5-7	1984	2/4	Coral Gables, Fla.	W	10-4
1971	4/10	Tallahassee, Fla.	W	7-4	1984	2/24	Coral Gables, Fla.	W	7-0
1972	3/19	Coral Gables, Fla.	L	4-7	1984	2/25	Coral Gables, Fla.	W	14-5
1972	5/10	Tallahassee, Fla.	W	5-4	1984	2/26	Coral Gables, Fla.	L	6-7
1972	5/11	Tallahassee, Fla.	W	4-3	1984	4/13	Tallahassee, Fla.	L	2-3
1972	5/11	Tallahassee, Fla.	L	3-4 (10)	1984	4/14	Tallahassee, Fla.	W	4-3
1973	2/16	Coral Gables, Fla.	W	5-1	1984	4/15	Tallahassee, Fla.	L	4-5 (11)
1973	3/24	Coral Gables, Fla.	L	6-7	1985	2/22	Coral Gables, Fla.	L	2-5
1973	3/25	Coral Gables, Fla.	L	2-8	1985	2/23	Coral Gables, Fla.	W	15-4
1973	4/19	Tallahassee, Fla.	W	10-1	1985	2/24	Coral Gables, Fla.	W	6-5 (10)
1973	4/20	Tallahassee, Fla.	L	1-4	1985	4/12	Tallahassee, Fla.	W	3-2
1974	3/16	Coral Gables, Fla.	W	3-2	1985	4/13	Tallahassee, Fla.	L	5-13
1974	3/17	Coral Gables, Fla.	W	4-3	1985	4/14	Tallahassee, Fla.	W	8-5
1974	4/18	Tallahassee, Fla.	L	1-2	1986	4/11	Tallahassee, Fla.	L	1-6
1974	4/18	Tallahassee, Fla.	L	4-7	1986	4/12	Tallahassee, Fla.	W	4-3
1974	4/20	Tallahassee, Fla.	W	17-3	1986	4/13	Tallahassee, Fla.	L	3-8
1975	3/25	Coral Gables, Fla.	L	0-3	1986	5/2	Coral Gables, Fla.	W	11-10
1975	3/26	Coral Gables, Fla.	W	2-0	1986	5/3	Coral Gables, Fla.	L	6-14
1975	3/26	Coral Gables, Fla.	L	7-10	1986	5/4	Coral Gables, Fla.	W	7-5
1975	4/4	Tallahassee, Fla.	L	0-8	1986	6/3#	Omaha, Neb.	L	2-7
1975	4/5	Tallahassee, Fla.	L	2-5	1986	6/8#	Omaha, Neb.	L	3-4
1975	5/23+	Starkville, Miss.	L	0-1	1987	4/10	Tallahassee, Fla.	L	3-14
1975	5/24+	Starkville, Miss.	L	5-6	1987	4/11	Tallahassee, Fla.	W	11-6
1976	2/23	Coral Gables, Fla.	L	1-5	1987	4/12	Tallahassee, Fla.	W	11-10 (11)
1976	5/5	Tallahassee, Fla.	W	6-1	1987	5/1	Coral Gables, Fla.	W	4-3
1976	5/6	Tallahassee, Fla.	W	9-7	1987	5/2	Coral Gables, Fla.	L	4-6
1976	5/6	Tallahassee, Fla.	L	4-20	1987	5/3	Coral Gables, Fla.	L	6-8
1977	4/19	Tallahassee, Fla.	L	10-14	1987	5/22+	Tallahassee, Fla.	L	2-5
1977	4/20	Tallahassee, Fla.	W	10-4	1988	4/8	Tallahassee, Fla.	W	8-3
1977	4/25	Coral Gables, Fla.	W	12-10	1988	4/9	Tallahassee, Fla.	L	8-20
1977	4/26	Coral Gables, Fla.	W	12-3	1988	4/10	Tallahassee, Fla.	T	5-5 (8)
1977	4/26	Coral Gables, Fla.	W	10-2	1988	5/6	Coral Gables, Fla.	L	5-6
1978	5/20+	Coral Gables, Fla.	W	7-2	1988	5/7	Coral Gables, Fla.	W	9-7
1979	3/30	Coral Gables, Fla.	W	4-3	1988	5/8	Coral Gables, Fla.	L	3-6
1979	3/31	Coral Gables, Fla.	W	5-3	1989	4/7	Tallahassee, Fla.	L	0-3
1979	4/11	Tallahassee, Fla.	L	2-9	1989	4/8	Tallahassee, Fla.	W	8-1
1979	4/12	Tallahassee, Fla.	L	2-3 (11)	1989	4/9	Tallahassee, Fla.	L	3-11
1980	2/22	Coral Gables, Fla.	W	10-0	1989	5/5	Coral Gables, Fla.	W	11-2
1980	2/23	Coral Gables, Fla.	W	4-3	1989	5/6	Coral Gables, Fla.	W	8-2
1980	2/24	Coral Gables, Fla.	L	8-9	1989	5/7	Coral Gables, Fla.	L	4-8
1980	5/3	Tallahassee, Fla.	W	10-6	1990	4/13	Tallahassee, Fla.	L	3-7
1980	5/4	Tallahassee, Fla.	L	5-7	1990	4/14	Tallahassee, Fla.	W	8-5
1980	5/5	Tallahassee, Fla.	W	7-5	1990	4/15	Tallahassee, Fla.	W	8-3
1981	3/6	Coral Gables, Fla.	W	10-8	1990	5/4	Coral Gables, Fla.	W	7-3
1981	3/7	Coral Gables, Fla.	W	19-4	1990	5/5	Coral Gables, Fla.	L	2-6
1981	3/8	Coral Gables, Fla.	W	3-2	1990	5/6	Coral Gables, Fla.	L	4-8
1981	5/2	Tallahassee, Fla.	L	4-5	1991	4/12	Tallahassee, Fla.	L	2-7
1981	5/3	Tallahassee, Fla.	W	4-3	1991	4/13	Tallahassee, Fla.	L	4-12
1981	5/4	Tallahassee, Fla.	W	14-6	1991	4/14	Tallahassee, Fla.	L	5-8
1981	5/23+	Coral Gables, Fla.	W	4-3 (10)	1991	5/3	Coral Gables, Fla.	L	2-3
1982	3/26	Tallahassee, Fla.	W	6-5 (10)	1991	5/4	Coral Gables, Fla.	L	1-4
1982	3/27	Tallahassee, Fla.	L	3-5	1991	5/5	Coral Gables, Fla.	W	8-6
1982	3/28	Tallahassee, Fla.	L	3-9	1992	4/10	Tallahassee, Fla.	W	10-6
1982	5/7	Coral Gables, Fla.	W	11-5	1992	4/11	Tallahassee, Fla.	W	6-3
1982	5/8	Coral Gables, Fla.	L	2-9	1992	4/12	Tallahassee, Fla.	W	6-5

# ALL-TIME SERIES HISTORY



YEAR	DATE	SITE	W/L	SCORE	YEAR	DATE	SITE	W/L	SCORE
1992	4/24	Coral Gables, Fla.	W	7-3	2002	4/5	Tallahassee, Fla.	L	3-13
1992	4/25	Coral Gables, Fla.	W	5-4	2002	4/6	Tallahassee, Fla.	W	5-2
1992	4/26	Coral Gables, Fla.	L	2-3	2002	4/7	Tallahassee, Fla.	L	7-9
1993	4/9	Tallahassee, Fla.	L	0-7	2002	4/12	Coral Gables, Fla.	L	4-6
1993	4/10	Tallahassee, Fla.	L	1-8	2002	4/13	Coral Gables, Fla.	L	3-9
1993	4/11	Tallahassee, Fla.	L	2-6	2002	4/14	Coral Gables, Fla.	L	11-17
1993	4/23	Coral Gables, Fla.	L	0-1	2003	4/18	Coral Gables, Fla.	L	2-4
1993	4/24	Coral Gables, Fla.	W	14-13 (10)	2003	4/19	Coral Gables, Fla.	L	4-6
1993	4/25	Coral Gables, Fla.	W	4-3 (12)	2003	4/20	Coral Gables, Fla.	T	7-7 (11)
1994	4/8	Tallahassee, Fla.	L	3-6	2003	4/25	Tallahassee, Fla.	L	0-1
1994	4/9	Tallahassee, Fla.	W	5-1	2003	4/26	Tallahassee, Fla.	W	14-3
1994	4/10	Tallahassee, Fla.	W	2-1	2003	4/27	Tallahassee, Fla.	L	0-12
1994	4/15	Coral Gables, Fla.	L	1-6	2004	4/9	Tallahassee, Fla.	L	5-6
1994	4/16	Coral Gables, Fla.	W	8-0	2004	4/10	Tallahassee, Fla.	W	17-11
1994	4/17	Coral Gables, Fla.	L	2-7	2004	4/11	Tallahassee, Fla.	W	4-0
1995	4/7	Tallahassee, Fla.	L	1-9	2004	4/16	Coral Gables, Fla.	W	10-0
1995	4/8	Tallahassee, Fla.	W	6-5	2004	4/17	Coral Gables, Fla.	W	7-3
1995	4/9	Tallahassee, Fla.	L	2-3	2004	4/18	Coral Gables, Fla.	L	3-10
1995	4/14	Coral Gables, Fla.	L	6-9	2005	4/22	Coral Gables, Fla.	W	5-2
1995	4/15	Coral Gables, Fla.	L	1-10	2005	4/23	Coral Gables, Fla.	W	5-3
1995	4/16	Coral Gables, Fla.	W	3-2	2005	4/24	Coral Gables, Fla.	L	1-13
1995	6/4#	Omaha, Neb.	W	4-2	2006	4/15	Tallahassee, Fla.	W	7-3
1996	4/5	Tallahassee, Fla.	L	2-13	2006	4/16	Tallahassee, Fla.	L	1-16
1996	4/6	Tallahassee, Fla.	W	13-2	2006	4/17	Tallahassee, Fla.	W	7-5
1996	4/7	Tallahassee, Fla.	L	1-15	2007	4/27	Coral Gables, Fla.	L	6-7
1996	4/12	Coral Gables, Fla.	W	6-2	2007	4/28	Coral Gables, Fla.	L	8-13
1996	4/13	Coral Gables, Fla.	W	9-8	2007	4/29	Coral Gables, Fla.	W	7-1
1996	4/14	Coral Gables, Fla.	W	7-4	2007	5/25#	Jacksonville, Fla.	W	9-3
1997	4/11	Tallahassee, Fla.	W	9-5	2008	4/18	Tallahassee, Fla.	W	11-4
1997	4/12	Tallahassee, Fla.	W	8-5	2008	4/19	Tallahassee, Fla.	L	5-9
1997	4/13	Tallahassee, Fla.	L	7-8	2008	4/20	Tallahassee, Fla.	W	11-10
1997	5/2	Coral Gables, Fla.	W	9-1	2008	6/16#	Omaha, Neb.	W	7-5
1997	5/3	Coral Gables, Fla.	W	7-6	2009	4/3	Coral Gables, Fla.	L	4-14
1997	5/4	Coral Gables, Fla.	L	3-7	2009	4/4	Coral Gables, Fla.	W	6-4
1998	4/3	Tallahassee, Fla.	W	9-4	2009	4/5	Coral Gables, Fla.	W	14-8
1998	4/4	Tallahassee, Fla.	W	8-2	2009	5/21#	Jacksonville, Fla.	L	2-4
1998	4/5	Tallahassee, Fla.	W	9-6	2010	4/23	Tallahassee, Fla.	W	6-5
1998	5/1	Coral Gables, Fla.	W	7-1	2010	4/24	Tallahassee, Fla.	L	7-8
1998	5/2	Coral Gables, Fla.	L	5-11	2010	4/25	Tallahassee, Fla.	L	6-7
1998	5/3	Coral Gables, Fla.	L	4-5	2010	5/26#	Greensboro, N.C.	W	9-3
1999	4/16	Tallahassee, Fla.	L	2-8	2011	4/29	Coral Gables, Fla.	L	5-6
1999	4/17	Tallahassee, Fla.	W	4-3	2011	4/30	Coral Gables, Fla.	L	0-2
1999	4/18	Tallahassee, Fla.	W	8-7	2011	5/1	Coral Gables, Fla.	W	5-1
1999	4/23	Coral Gables, Fla.	W	8-7	2012	4/20	Tallahassee, Fla.	L	2-11
1999	4/24	Coral Gables, Fla.	W	9-4	2012	4/21	Tallahassee, Fla.	L	1-6
1999	4/25	Coral Gables, Fla.	W	9-8	2012	4/22	Tallahassee, Fla.	L	7-8
1999	6/19#	Omaha, Neb.	W	6-5	2013	4/5	Coral Gables, Fla.	L	2-4
2000	4/7	Tallahassee, Fla.	L	13-14 (17)	2013	4/6	Coral Gables, Fla.	W	6-0
2000	4/8	Tallahassee, Fla.	L	2-12	2013	4/7	Coral Gables, Fla.	L	1-5
2000	4/9	Tallahassee, Fla.	L	4-5	2014	2/28	Tallahassee, Fla.	W	3-1
2000	4/14	Coral Gables, Fla.	W	7-3	2014	3/1	Tallahassee, Fla.	L	2-10
2000	4/15	Coral Gables, Fla.	W	7-3	2014	3/2	Tallahassee, Fla.	L	6-13
2000	4/16	Coral Gables, Fla.	L	3-14	2015	4/24	Coral Gables, Fla.	L	7-8 (17)
2000	6/2\$	Tallahassee, Fla.	L	2-9	2015	4/25	Coral Gables, Fla.	L	5-15
2000	6/3\$	Tallahassee, Fla.	W	7-5	2015	4/26	Coral Gables, Fla.	W	12-0
2000	6/4\$	Tallahassee, Fla.	L	1-6	2016	5/19	Tallahassee, Fla.	W	4-2
2001	4/13	Coral Gables, Fla.	L	9-10	2016	5/21	Tallahassee, Fla.	W	8-5
2001	4/14	Coral Gables, Fla.	W	5-4	2016	5/21	Tallahassee, Fla.	L	2-3 (10)
2001	4/15	Coral Gables, Fla.	W	7-1	2016	5/28#	Durham, N.C.	L	4-5
2001	4/20	Tallahassee, Fla.	W	7-5					
2001	4/21	Tallahassee, Fla.	W	9-6					
2001	4/22	Tallahassee, Fla.	W	7-4					

**Coral Gables:** Miami leads, 66-64-3  
**Tallahassee:** Florida State leads, 79-57-1  
**Neutral Site:** Florida State leads, 6-5

HISTORY & RECORDS



# ALL-TIME SERIES HISTORY

## FLORIDA TECH

### MIAMI LEADS, 8-2

YEAR	DATE	SITE	W/L	SCORE
1973	4/7	Melbourne, Fla.	W	19-2
1973	5/11	Coral Gables, Fla.	W	6-0
1973	5/12	Coral Gables, Fla.	W	10-1
1974	3/3	Coral Gables, Fla.	W	3-0
1974	3/3	Coral Gables, Fla.	L	1-7
1975	5/9	Orlando, Fla.	L	0-1
1978	2/17	Coral Gables, Fla.	W	5-0
1978	3/9	Orlando, Fla.	W	27-3
1978	3/10	Orlando, Fla.	W	10-1
1978	3/11	Orlando, Fla.	W	7-4

**Coral Gables:** Miami leads, 4-1

**Melbourne:** Miami leads, 1-0

**Neutral Site:** Miami leads, 3-1

## FORDHAM

### MIAMI LEADS, 9-1

YEAR	DATE	SITE	W/L	SCORE
1984	3/19	Coral Gables, Fla.	W	17-0
1984	3/22	Coral Gables, Fla.	W	11-4
1993	5/14	Coral Gables, Fla.	W	6-1
1993	5/15	Coral Gables, Fla.	W	8-0
2006	3/14	Coral Gables, Fla.	W	6-0
2007	3/2	Coral Gables, Fla.	W	14-8
2007	3/3	Coral Gables, Fla.	W	8-1
2007	3/4	Coral Gables, Fla.	W	10-9
2010	3/16	Coral Gables, Fla.	L	3-4
2010	3/17	Coral Gables, Fla.	W	9-8

**Coral Gables:** Miami leads, 9-1

## FRESNO STATE

### MIAMI LEADS, 1-0

YEAR	DATE	SITE	W/L	SCORE
1988	6/6#	Omaha, Neb.	W	8-4

**Neutral Site:** Miami leads, 1-0

## FORT LAUDERDALE COLLEGE

### MIAMI LEADS, 2-0

YEAR	DATE	SITE	W/L	SCORE
1983	5/17	Coral Gables, Fla.	W	27-10
1983	5/18	Coral Gables, Fla.	W	6-1

**Coral Gables:** Miami leads, 2-0

## FURMAN

### MIAMI LEADS, 9-1

YEAR	DATE	SITE	W/L	SCORE
1960	3/28	Coral Gables, Fla.	W	2-1

YEAR	DATE	SITE	W/L	SCORE
1960	3/29	Coral Gables, Fla.	W	6-3
1965	4/1	Coral Gables, Fla.	W	6-5
1965	4/2	Coral Gables, Fla.	W	14-2
1965	4/3	Coral Gables, Fla.	W	7-3
1966	4/13	Tallahassee, Fla.	L	4-6
1967	3/27	Coral Gables, Fla.	W	12-1
1967	3/28	Coral Gables, Fla.	W	6-2
1967	3/29	Coral Gables, Fla.	W	7-4
1998	3/7	Coral Gables, Fla.	W	6-2

**Coral Gables:** Miami leads, 8-1

**Neutral Site:** Furman leads, 1-0

## GEORGE WASHINGTON

### MIAMI LEADS, 11-1

YEAR	DATE	SITE	W/L	SCORE
1981	3/9	Coral Gables, Fla.	W	6-3
1982	3/16	Coral Gables, Fla.	W	12-0
1982	3/18	Coral Gables, Fla.	W	16-2
1984	3/15	Coral Gables, Fla.	W	17-0
1991	3/10	Coral Gables, Fla.	W	17-5
1991	3/11	Coral Gables, Fla.	W	5-1
1996	2/16	Coral Gables, Fla.	W	6-0
1996	2/17	Coral Gables, Fla.	W	14-1
1996	2/18	Coral Gables, Fla.	W	19-3
2005	2/25	Coral Gables, Fla.	W	12-1
2005	2/26	Coral Gables, Fla.	L	4-5
2005	2/27	Coral Gables, Fla.	W	16-3

**Coral Gables:** Miami leads, 11-1

## GEORGETOWN

### MIAMI LEADS, 4-0

YEAR	DATE	SITE	W/L	SCORE
1987	3/9	Coral Gables, Fla.	W	5-1
1988	3/10	Coral Gables, Fla.	W	8-2
1990	3/18	Coral Gables, Fla.	W	12-1
1993	3/10	Coral Gables, Fla.	W	9-5

**Coral Gables:** Miami leads, 4-0

## GEORGIA

### GEORGIA LEADS, 3-2

YEAR	DATE	SITE	W/L	SCORE
1965	4/14	Athens, Ga.	L	3-6
1995	2/11	Kissimmee, Fla.	W	12-10
1999	3/5	Coral Gables, Fla.	L	3-4
1999	3/7	Coral Gables, Fla.	W	8-1
2008	6/14#	Omaha, Neb.	L	4-7

**Coral Gables:** Tied, 1-1

**Athens:** Georgia leads, 1-0

**Neutral Site:** Tied, 1-1

# ALL-TIME SERIES HISTORY

## GEORGIA SOUTHERN

### MIAMI LEADS, 14-10

YEAR	DATE	SITE	W/L	SCORE
1966	4/15	Statesboro, Ga.	L	2-7
1966	4/16	Statesboro, Ga.	L	0-5
1967	4/17	Statesboro, Ga.	L	3-4 (10)
1967	4/18	Statesboro, Ga.	L	2-3
1973	5/25+	Starkville, Miss.	L	0-1
1973	5/29+	Starkville, Miss.	L	1-4
1974	5/23+	Starkville, Miss.	W	2-1
1976	5/3	Statesboro, Ga.	L	1-6
1976	5/4	Statesboro, Ga.	W	8-2
1977	4/8	Coral Gables, Fla.	W	10-1
1977	4/9	Coral Gables, Fla.	W	4-3
1978	5/9	Statesboro, Ga.	W	6-1
1978	5/10	Statesboro, Ga.	W	7-5
1979	3/22	Coral Gables, Fla.	W	7-4
1979	3/23	Coral Gables, Fla.	W	10-6
1982	5/11	Statesboro, Ga.	L	5-6 (11)
1982	5/12	Statesboro, Ga.	W	14-6
1987	5/21+	Tallahassee, Fla.	L	6-11
1991	5/10	Coral Gables, Fla.	W	4-2
1991	5/11	Coral Gables, Fla.	W	7-0
1991	5/12	Coral Gables, Fla.	W	10-5
1998	5/15	Coral Gables, Fla.	W	7-1
1998	5/16	Coral Gables, Fla.	W	13-0
1998	5/17	Coral Gables, Fla.	L	1-2

**Coral Gables:** Miami leads, 9-1

**Statesboro:** Georgia Southern leads, 6-4

**Neutral Site:** Georgia Southern leads, 3-1

## GEORGIA STATE

### MIAMI LEADS, 3-0

YEAR	DATE	SITE	W/L	SCORE
1993	3/26	Coral Gables, Fla.	W	13-2
1993	3/27	Coral Gables, Fla.	W	9-6
1993	3/27	Coral Gables, Fla.	W	19-1

**Coral Gables:** Miami leads, 3-0

## GEORGIA TECH

### MIAMI LEADS, 58-34-2

YEAR	DATE	SITE	W/L	SCORE
1958	3/21	Coral Gables, Fla.	W	7-6
1958	3/22	Coral Gables, Fla.	W	7-4
1959	3/25	Coral Gables, Fla.	W	4-3
1959	3/27	Coral Gables, Fla.	T	2-2
1959	3/28	Coral Gables, Fla.	L	3-15
1959	3/28	Coral Gables, Fla.	L	0-4
1960	3/24	Coral Gables, Fla.	W	5-1
1960	3/26	Coral Gables, Fla.	W	4-2
1961	3/23	Coral Gables, Fla.	W	10-3
1961	3/25	Coral Gables, Fla.	T	5-5
1965	4/12	Atlanta, Ga.	W	5-1
1965	4/13	Atlanta, Ga.	W	2-1
1966	5/13	Atlanta, Ga.	W	4-1

YEAR	DATE	SITE	W/L	SCORE
1966	5/14	Atlanta, Ga.	L	3-5
1967	4/21	Atlanta, Ga.	L	2-6
1967	4/22	Atlanta, Ga.	L	1-2
1967	4/22	Atlanta, Ga.	L	2-4
1971	5/27+	Gastonia, N.C.	W	4-3
1971	5/29+	Gastonia, N.C.	L	3-5
1978	4/16	Atlanta, Ga.	W	18-3
1982	5/14	Atlanta, Ga.	W	10-7
1982	5/15	Atlanta, Ga.	W	13-3
1983	2/21	Coral Gables, Fla.	L	1-4
1983	2/22	Coral Gables, Fla.	W	10-7
1983	2/23	Coral Gables, Fla.	W	10-4
1986	5/25+	Coral Gables, Fla.	W	7-6 (10)
1986	5/26+	Coral Gables, Fla.	W	15-9 (10)
1988	5/28+	Coral Gables, Fla.	W	4-2
1989	5/26+	Gainesville, Fla.	L	7-9
1991	5/17	Atlanta, Ga.	L	5-9
1991	5/18	Atlanta, Ga.	W	10-7
1991	5/19	Atlanta, Ga.	W	7-1
1992	5/15	Coral Gables, Fla.	W	6-2
1992	5/16	Coral Gables, Fla.	W	4-3
1992	5/17	Coral Gables, Fla.	W	6-5 (13)
1997	4/4	Coral Gables, Fla.	W	10-1
1997	4/5	Coral Gables, Fla.	W	9-4
1997	4/6	Coral Gables, Fla.	W	12-0
1998	4/24	Atlanta, Ga.	L	7-22
1998	4/25	Atlanta, Ga.	W	8-5
1998	4/26	Atlanta, Ga.	W	9-8
2000	5/6	Coral Gables, Fla.	L	2-10
2000	5/7	Coral Gables, Fla.	W	3-2
2000	5/8	Coral Gables, Fla.	W	7-5
2002	5/10	Atlanta, Ga.	L	6-7
2002	5/11	Atlanta, Ga.	W	10-2
2002	5/12	Atlanta, Ga.	L	8-16
2003	3/28	Coral Gables, Fla.	W	7-6
2003	3/29	Coral Gables, Fla.	W	13-8
2003	3/30	Coral Gables, Fla.	W	17-16
2004	4/2	Atlanta, Ga.	L	4-17
2004	4/3	Atlanta, Ga.	W	9-7
2004	4/4	Atlanta, Ga.	W	16-13
2005	3/25	Coral Gables, Fla.	W	20-1
2005	3/26	Coral Gables, Fla.	L	7-17
2005	3/27	Coral Gables, Fla.	L	10-11
2006	5/18	Atlanta, Ga.	W	8-7
2006	5/19	Atlanta, Ga.	L	5-14
2006	5/20	Atlanta, Ga.	L	7-12
2006	5/24%	Jacksonville, Fla.	L	1-2
2006	5/26%	Jacksonville, Fla.	L	4-7
2007	4/6	Coral Gables, Fla.	L	2-9
2007	4/7	Coral Gables, Fla.	W	5-2
2007	4/8	Coral Gables, Fla.	W	8-7
2008	4/12	Atlanta, Ga.	W	10-5
2008	4/12	Atlanta, Ga.	W	15-5
2008	4/13	Atlanta, Ga.	W	9-3
2008	5/22%	Jacksonville, Fla.	W	15-12
2009	3/27	Coral Gables, Fla.	L	9-13
2009	3/28	Coral Gables, Fla.	L	4-6
2009	3/29	Coral Gables, Fla.	W	6-2
2009	5/20%	Durham, N.C.	W	8-6
2010	5/14	Atlanta, Ga.	L	3-14
2010	5/15	Atlanta, Ga.	W	9-2
2010	5/16	Atlanta, Ga.	L	3-6

## ALL-TIME SERIES HISTORY

2011	3/25	Coral Gables, Fla.	L	3-8
2011	3/26	Coral Gables, Fla.	L	3-12
2011	3/27	Coral Gables, Fla.	L	1-3
2012	5/17	Atlanta, Ga.	W	5-4
2012	5/18	Atlanta, Ga.	W	8-6
2012	5/19	Atlanta, Ga.	L	1-2
2012	5/27%	Greensboro, N.C.	L	5-8
2013	5/16	Coral Gables, Fla.	W	8-3
2013	5/17	Coral Gables, Fla.	W	11-7
2013	5/18	Coral Gables, Fla.	L	1-10
2014	3/14	Atlanta, Ga.	W	10-8
2014	3/15	Atlanta, Ga.	L	7-13
2014	3/15	Atlanta, Ga.	L	2-3 (10)
2014	5/21%	Greensboro, N.C.	L	3-6
2015	5/14	Coral Gables, Fla.	W	3-0
2015	5/15	Coral Gables, Fla.	W	22-1
2015	5/16	Coral Gables, Fla.	W	17-4
2016	5/7	Atlanta, Ga.	L	1-12
2016	5/8	Atlanta, Ga.	W	12-2
2016	5/9	Atlanta, Ga.	W	17-6
2016	5/25%	Durham, N.C.	W	4-0

**Coral Gables:** Miami leads, 31-13-2

**Atlanta:** Miami leads, 23-17

**Neutral Site:** Georgia Tech leads, 6-4

## GEORGIA-ATLANTA

### MIAMI LEADS, 1-0

YEAR	DATE	SITE	W/L	SCORE
1953	3/27	Coral Gables, Fla.	W	9-5

**Coral Gables:** Miami leads, 1-0

## GLASSBORO STATE

### MIAMI LEADS, 2-1

YEAR	DATE	SITE	W/L	SCORE
1978	3/28	Coral Gables, Fla.	W	7-6
1979	3/28	Coral Gables, Fla.	L	1-3
1979	3/29	Coral Gables, Fla.	W	9-4

**Coral Gables:** Miami leads, 2-1

## HARVARD

### MIAMI LEADS, 8-1

YEAR	DATE	SITE	W/L	SCORE
1974	6/7#	Omaha, Neb.	W	4-1
1997	3/27	Coral Gables, Fla.	W	10-2
1997	3/28	Coral Gables, Fla.	W	22-4
1997	3/29	Coral Gables, Fla.	L	6-9
1998	3/27	Coral Gables, Fla.	W	7-0
1998	3/28	Coral Gables, Fla.	W	13-0
1998	3/29	Coral Gables, Fla.	W	9-2
2000	3/30	Coral Gables, Fla.	W	6-0
2003	3/26	Homestead, Fla.	W	10-9

**Coral Gables:** Miami leads, 6-1

**Neutral Site:** Miami leads, 2-0

## HAVANA

### MIAMI LEADS, 2-0

YEAR	DATE	SITE	W/L	SCORE
1951	5/11	Coral Gables, Fla.	W	10-1
1951	5/12	Coral Gables, Fla.	W	11-1

**Coral Gables:** Miami leads, 2-0

## HAWAII

### MIAMI LEADS, 3-2

YEAR	DATE	SITE	W/L	SCORE
1980	6/3#	Omaha, Neb.	L	3-9
1997	1/16	Honolulu, Hawaii	L	2-3
1997	1/17	Honolulu, Hawaii	W	14-7
1997	1/18	Honolulu, Hawaii	W	10-7
1997	1/19	Honolulu, Hawaii	W	13-11

**Honolulu:** Miami leads, 3-1

**Neutral Site:** Hawaii leads, 1-0

## HIGH POINT

### MIAMI LEADS, 3-0

YEAR	DATE	SITE	W/L	SCORE
2005	2/4	Coral Gables, Fla.	W	12-5
2005	2/5	Coral Gables, Fla.	W	7-6 (10)
2005	2/6	Coral Gables, Fla.	W	10-1

**Coral Gables:** Miami leads, 3-0

## HOFSTRA

### MIAMI LEADS, 2-1

YEAR	DATE	SITE	W/L	SCORE
2011	5/6	Coral Gables, Fla.	W	16-4
2011	5/7	Coral Gables, Fla.	W	9-3
2011	5/8	Coral Gables, Fla.	L	0-5

**Coral Gables:** Miami leads, 2-1

## HONDURAS

### MIAMI LEADS, 3-0

YEAR	DATE	SITE	W/L	SCORE
1970	3/1	Coral Gables, Fla.	W	3-1
1970	3/2	Coral Gables, Fla.	W	3-2
1970	3/3	Coral Gables, Fla.	W	13-2

**Coral Gables:** Miami leads, 3-0

# ALL-TIME SERIES HISTORY

## HOUSTON

### HOUSTON LEADS, 1-0

YEAR	DATE	SITE	W/L	SCORE
2002	3/3	Fullerton, Calif.	L	6-8

Neutral Site: Houston leads, 1-0

## HOWARD

### MIAMI LEADS, 2-0

YEAR	DATE	SITE	W/L	SCORE
1978	3/27	Coral Gables, Fla.	W	12-2
1979	4/8	Coral Gables, Fla.	W	10-4

Coral Gables: Miami leads, 2-0

## ILLINOIS

### MIAMI LEADS, 15-3

YEAR	DATE	SITE	W/L	SCORE
1992	3/10	Coral Gables, Fla.	L	5-14
1992	3/11	Coral Gables, Fla.	W	7-1
1993	2/12	Coral Gables, Fla.	W	8-3
1993	2/13	Coral Gables, Fla.	W	4-3 (13)
1993	2/14	Coral Gables, Fla.	L	4-6
1994	3/5	Coral Gables, Fla.	W	7-1
1994	3/6	Coral Gables, Fla.	W	6-2
1995	3/3	Coral Gables, Fla.	W	4-2
1995	3/4	Coral Gables, Fla.	W	16-0
1995	3/5	Coral Gables, Fla.	L	4-7
1996	3/1	Coral Gables, Fla.	W	14-10
1996	3/2	Coral Gables, Fla.	W	10-0
1996	3/3	Coral Gables, Fla.	W	6-4
1997	3/14	Coral Gables, Fla.	W	5-2
1997	3/15	Coral Gables, Fla.	W	12-1
1997	3/16	Coral Gables, Fla.	W	3-2
1998	3/6	Coral Gables, Fla.	W	15-1
1998	3/8	Coral Gables, Fla.	W	12-7

Coral Gables: Miami leads, 15-3

## ILLINOIS STATE

### MIAMI LEADS, 6-2

YEAR	DATE	SITE	W/L	SCORE
1992	3/13	Coral Gables, Fla.	W	10-2
1992	3/14	Coral Gables, Fla.	W	3-0
1997	3/12	Coral Gables, Fla.	W	17-3
2011	3/8	Coral Gables, Fla.	W	5-4 (11)
2011	3/9	Coral Gables, Fla.	L	2-9
2012	3/3	Coral Gables, Fla.	W	11-6
2013	3/12	Coral Gables, Fla.	L	6-17
2013	3/13	Coral Gables, Fla.	W	9-2

Coral Gables: Miami leads, 6-2

## ILLINOIS-CHICAGO

### MIAMI LEADS, 5-0

YEAR	DATE	SITE	W/L	SCORE
1983	3/23	Coral Gables, Fla.	W	5-3
1983	3/24	Coral Gables, Fla.	W	17-3
2004	3/19	Coral Gables, Fla.	W	6-3
2004	3/20	Coral Gables, Fla.	W	6-4
2004	3/21	Coral Gables, Fla.	W	13-1

Coral Gables: Miami leads, 5-0

## INDIANA

### MIAMI LEADS, 6-0

YEAR	DATE	SITE	W/L	SCORE
1974	3/11	Coral Gables, Fla.	W	7-4
1974	3/12	Coral Gables, Fla.	W	4-2
1974	3/12	Coral Gables, Fla.	W	7-6
2006	3/3	Coral Gables, Fla.	W	4-0
2006	3/4	Coral Gables, Fla.	W	7-2
2006	3/5	Coral Gables, Fla.	W	6-2

Coral Gables: Miami leads, 6-0

## INDIANA STATE

### MIAMI LEADS, 5-0

YEAR	DATE	SITE	W/L	SCORE
1980	3/12	Coral Gables, Fla.	W	2-0
1980	3/15	Coral Gables, Fla.	W	3-1
1981	3/10	Coral Gables, Fla.	W	2-0
1981	3/11	Coral Gables, Fla.	W	16-1
1981	3/12	Coral Gables, Fla.	W	9-4

Coral Gables: Miami leads, 5-0

## IONA

### MIAMI LEADS, 2-1

YEAR	DATE	SITE	W/L	SCORE
1998	3/18	Coral Gables, Fla.	W	21-4
1999	3/20	Homestead, Fla.	L	3-9
2000	3/15	Coral Gables, Fla.	W	6-1

Coral Gables: Miami leads, 2-0

Neutral Site: Iona leads, 1-0

## ITHACA

### MIAMI LEADS, 2-0

YEAR	DATE	SITE	W/L	SCORE
1979	3/10	Coral Gables, Fla.	W	11-6
1979	3/11	Coral Gables, Fla.	W	21-0

Coral Gables: Miami leads, 2-0



# ALL-TIME SERIES HISTORY

## JACKSONVILLE

### MIAMI LEADS, 82-18

YEAR	DATE	SITE	W/L	SCORE
1958	5/2	Coral Gables, Fla.	W	6-5
1958	5/3	Coral Gables, Fla.	W	6-0
1959	3/14	Jacksonville, Fla.	L	1-3
1959	3/14	Jacksonville, Fla.	W	9-2
1960	4/16	Coral Gables, Fla.	W	5-4
1960	4/16	Coral Gables, Fla.	W	7-5
1961	4/26	Jacksonville, Fla.	W	14-4
1961	4/26	Jacksonville, Fla.	W	2-0
1962	4/27	Coral Gables, Fla.	W	11-2
1962	4/28	Coral Gables, Fla.	L	1-8
1962	4/28	Coral Gables, Fla.	W	7-2
1963	5/10	Jacksonville, Fla.	W	8-4 (12)
1963	5/11	Jacksonville, Fla.	W	11-3
1963	5/11	Jacksonville, Fla.	W	7-3
1964	4/3	Coral Gables, Fla.	W	7-5
1964	4/4	Coral Gables, Fla.	W	5-1
1964	4/4	Coral Gables, Fla.	W	8-3
1965	4/16	Jacksonville, Fla.	W	9-4
1965	4/17	Jacksonville, Fla.	W	5-0
1965	4/17	Jacksonville, Fla.	W	3-2
1966	4/20	Coral Gables, Fla.	L	6-9 (14)
1966	4/21	Coral Gables, Fla.	W	2-1
1972	2/25	Coral Gables, Fla.	L	5-8
1972	2/26	Coral Gables, Fla.	W	8-3
1973	2/23	Coral Gables, Fla.	W	4-3 (14)
1973	2/24	Coral Gables, Fla.	W	9-8
1973	5/4	Jacksonville, Fla.	L	3-4
1973	5/5	Jacksonville, Fla.	W	15-3
1974	2/22	Coral Gables, Fla.	W	3-2
1974	2/23	Coral Gables, Fla.	W	9-8
1975	2/28	Coral Gables, Fla.	W	1-0 (10)
1975	3/1	Coral Gables, Fla.	W	19-1
1975	5/6	Jacksonville, Fla.	W	5-2
1975	5/7	Jacksonville, Fla.	W	1-0
1976	4/22	Jacksonville, Fla.	W	7-4
1976	4/23	Jacksonville, Fla.	L	0-2
1977	4/2	Coral Gables, Fla.	W	11-3
1977	4/3	Coral Gables, Fla.	L	3-6
1978	3/3	Coral Gables, Fla.	W	7-5
1978	3/4	Coral Gables, Fla.	W	3-1
1978	5/11	Jacksonville, Fla.	L	3-6
1978	5/12	Jacksonville, Fla.	W	7-6
1979	3/7	Jacksonville, Fla.	L	0-6
1979	4/2	Coral Gables, Fla.	W	22-14
1979	4/3	Coral Gables, Fla.	W	5-0
1979	4/3	Coral Gables, Fla.	W	14-5
1980	2/18	Jacksonville, Fla.	W	5-1
1980	2/19	Jacksonville, Fla.	L	6-7
1980	2/19	Jacksonville, Fla.	W	4-0
1980	3/29	Coral Gables, Fla.	W	8-5
1980	3/30	Coral Gables, Fla.	W	12-5
1980	3/31	Coral Gables, Fla.	W	14-2
1981	4/3	Coral Gables, Fla.	W	1-0
1981	4/4	Coral Gables, Fla.	W	4-0
1981	4/4	Coral Gables, Fla.	W	9-6
1986	4/17	Coral Gables, Fla.	W	11-6
1986	4/18	Coral Gables, Fla.	W	10-3
1986	4/19	Coral Gables, Fla.	W	12-1

YEAR	DATE	SITE	W/L	SCORE
1993	3/5	Coral Gables, Fla.	W	7-5
1993	3/6	Coral Gables, Fla.	L	2-4
1993	3/7	Coral Gables, Fla.	W	8-6
1994	3/25	Jacksonville, Fla.	L	2-5
1994	3/26	Jacksonville, Fla.	W	5-3
1994	3/27	Jacksonville, Fla.	W	8-6
1995	4/29	Coral Gables, Fla.	W	5-0
1995	4/30	Coral Gables, Fla.	W	12-4
1995	5/1	Coral Gables, Fla.	W	7-4
1996	5/10	Jacksonville, Fla.	W	9-1
1996	5/11	Jacksonville, Fla.	W	15-5
1996	5/12	Jacksonville, Fla.	W	16-2
1997	5/9	Coral Gables, Fla.	W	12-1
1997	5/10	Coral Gables, Fla.	L	14-23
1997	5/11	Coral Gables, Fla.	W	10-1
1998	5/8	Jacksonville, Fla.	W	14-8
1998	5/9	Jacksonville, Fla.	L	8-14
1998	5/10	Jacksonville, Fla.	W	14-6
1999	5/7	Coral Gables, Fla.	W	2-0
1999	5/8	Coral Gables, Fla.	W	12-9
2000	5/12	Jacksonville, Fla.	W	4-2
2000	5/13	Jacksonville, Fla.	W	14-6
2000	5/14	Jacksonville, Fla.	L	7-8
2001	5/4	Coral Gables, Fla.	W	2-3
2001	5/5	Coral Gables, Fla.	W	13-3
2001	5/6	Coral Gables, Fla.	W	6-2
2002	5/17	Coral Gables, Fla.	L	9-11
2002	5/18	Coral Gables, Fla.	W	8-4
2002	5/19	Coral Gables, Fla.	W	10-6
2003	5/9	Jacksonville, Fla.	W	12-2
2003	5/10	Jacksonville, Fla.	L	8-11
2003	5/11	Jacksonville, Fla.	L	4-5
2004	5/7	Coral Gables, Fla.	W	6-4
2004	5/8	Coral Gables, Fla.	W	12-4
2004	5/9	Coral Gables, Fla.	W	7-4
2005	5/6	Coral Gables, Fla.	W	4-2
2005	5/7	Coral Gables, Fla.	W	15-2
2005	5/8	Coral Gables, Fla.	W	6-5
2009	5/29+	Gainesville, Fla.	W	9-4
2009	5/31+	Gainesville, Fla.	W	4-0
2013	6/3+	Gainesville, Fla.	W	7-2
2013	6/5+	Gainesville, Fla.	W	6-3

**Coral Gables:** Miami leads, 52-7

**Jacksonville:** Miami leads, 26-11

**Neutral Site:** Miami leads, 4-0

## JACKSONVILLE N.A.S.

### MIAMI LEADS, 4-2

YEAR	DATE	SITE	W/L	SCORE
1946	4/26	Coral Gables, Fla.	L	7-13
1946	4/27	Coral Gables, Fla.	L	4-6
1948	4/13	Coral Gables, Fla.	W	9-3
1948	4/14	Coral Gables, Fla.	W	9-7
1949	5/18	Coral Gables, Fla.	W	4-3
1949	5/19	Coral Gables, Fla.	W	7-6 (10)

**Coral Gables:** Miami leads, 4-2

# ALL-TIME SERIES HISTORY

## JAMES MADISON

### MIAMI LEADS, 8-0

YEAR	DATE	SITE	W/L	SCORE
1979	3/5	Coral Gables, Fla.	W	20-8
1980	5/26+	Coral Gables, Fla.	W	10-3
1985	3/10	Coral Gables, Fla.	W	3-2
1987	4/24	Norfolk, Va.	W	4-3
1988	5/28+	Coral Gables, Fla.	W	18-8
1999	2/19	Coral Gables, Fla.	W	13-1
1999	2/20	Coral Gables, Fla.	W	12-3
1999	2/21	Coral Gables, Fla.	W	14-2

**Coral Gables:** Miami leads, 7-0

**Neutral Site:** Miami leads, 1-0

## KANSAS STATE

### MIAMI LEADS, 1-0

YEAR	DATE	SITE	W/L	SCORE
2002	2/23	Homestead, Fla.	W	11-4

**Neutral Site:** Miami leads, 1-0

## KENT STATE

### MIAMI LEADS, 2-0

YEAR	DATE	SITE	W/L	SCORE
1994	5/28+	Coral Gables, Fla.	W	4-1
2007	6/2+	Columbia, Mo.	W	8-7

**Coral Gables:** Miami leads, 1-0

**Neutral Site:** Miami leads, 1-0

## LAFAYETTE

### MIAMI LEADS, 2-0

YEAR	DATE	SITE	W/L	SCORE
1972	3/28	Coral Gables, Fla.	W	9-0
1972	3/31	Coral Gables, Fla.	W	9-0 (F)

**Coral Gables:** Miami leads, 2-0

## LAMAR

### MIAMI LEADS, 4-0

YEAR	DATE	SITE	W/L	SCORE
1976	5/29+	Arlington, Texas	W	6-0
1980	2/9	Coral Gables, Fla.	W	9-1
1980	2/10	Coral Gables, Fla.	W	11-5
1980	2/11	Coral Gables, Fla.	W	21-1

**Coral Gables:** Miami leads, 3-0

**Neutral Site:** Miami leads, 1-0

## LA SALLE

### MIAMI LEADS, 3-1

YEAR	DATE	SITE	W/L	SCORE
1966	4/2	Coral Gables, Fla.	L	1-2
1966	4/4	Coral Gables, Fla.	W	4-3
2004	2/28	Homestead, Fla.	W	17-0
2007	3/7	Coral Gables, Fla.	W	7-2

**Coral Gables:** Miami leads, 2-1

**Neutral Site:** Miami leads, 1-0

## LEHIGH

### MIAMI LEADS, 1-0

YEAR	DATE	SITE	W/L	SCORE
2008	3/4	Coral Gables, Fla.	W	9-2

**Coral Gables:** Miami leads, 1-0

## LEWIS

### MIAMI LEADS, 2-0

YEAR	DATE	SITE	W/L	SCORE
1982	3/17	Coral Gables, Fla.	W	10-4
1982	3/20	Coral Gables, Fla.	W	9-2

**Coral Gables:** Miami leads, 2-0

## LIBERTY

### MIAMI LEADS, 1-0

YEAR	DATE	SITE	W/L	SCORE
1997	3/19	Coral Gables, Fla.	W	6-0

**Coral Gables:** Miami leads, 1-0

## LONG BEACH STATE

### MIAMI LEADS, 18-8

YEAR	DATE	SITE	W/L	SCORE
1993	2/19	Coral Gables, Fla.	W	7-3
1993	2/20	Coral Gables, Fla.	L	2-4
1993	2/21	Coral Gables, Fla.	L	8-10
1995	5/18	Long Beach, Calif.	L	1-4
1995	5/19	Long Beach, Calif.	W	6-4
1995	5/20	Long Beach, Calif.	W	3-2
1996	5/24+	Austin, Texas	W	5-2
1998	5/29#	Omaha, Neb.	W	3-1
1998	6/2#	Omaha, Neb.	L	3-6
1999	5/20	Long Beach, Calif.	L	0-12
1999	5/21	Long Beach, Calif.	W	9-7
1999	5/22	Long Beach, Calif.	W	8-6
2000	4/28	Coral Gables, Fla.	W	6-3
2000	4/29	Coral Gables, Fla.	W	12-2
2000	4/30	Coral Gables, Fla.	L	4-6
2002	4/19	Coral Gables, Fla.	W	9-6
2002	4/20	Coral Gables, Fla.	W	10-6

## ALL-TIME SERIES HISTORY

YEAR	DATE	SITE	W/L	SCORE
2002	4/21	Coral Gables, Fla.	L	1-10
2003	5/22	Long Beach, Calif.	W	6-4
2003	5/23	Long Beach, Calif.	W	3-2
2003	5/24	Long Beach, Calif.	L	3-9
2004	5/27	Coral Gables, Fla.	W	8-5
2004	5/28	Coral Gables, Fla.	W	7-3
2004	5/29	Coral Gables, Fla.	W	7-6
2016	6/4+	Coral Gables, Fla.	W	4-3 (11)
2016	6/5+	Coral Gables, Fla.	W	9-8

**Coral Gables:** Miami leads, 10-4

**Long Beach:** Miami leads, 6-3

**Neutral Site:** Miami leads, 2-1

## LONG ISLAND

### MIAMI LEADS, 1-0

YEAR	DATE	SITE	W/L	SCORE
1979	3/26	Coral Gables, Fla.	W	12-5

**Coral Gables:** Miami leads, 1-0

## LSU

### MIAMI LEADS, 12-7

YEAR	DATE	SITE	W/L	SCORE
1972	4/5	New Orleans, La.	W	3-0
1975	3/21	Coral Gables, Fla.	L	1-3
1975	3/22	Coral Gables, Fla.	W	9-2
1975	3/23	Coral Gables, Fla.	W	13-0
1975	5/24+	Starkville, Miss.	W	8-1
1977	3/7	Baton Rouge, La.	L	1-4
1977	3/8	Baton Rouge, La.	W	6-4
1977	3/9	New Orleans, La.	L	0-1
1977	3/10	New Orleans, La.	W	2-1
1984	4/20	Coral Gables, Fla.	W	14-0
1984	4/21	Coral Gables, Fla.	W	6-5
1984	4/22	Coral Gables, Fla.	L	9-10
1986	6/5#	Omaha, Neb.	W	4-3
1987	2/20	New Orleans, La.	W	7-2
1989	6/3#	Omaha, Neb.	W	5-2
1989	6/6#	Omaha, Neb.	L	3-6
1991	3/1	New Orleans, La.	L	3-4
1996	6/8#	Omaha, Neb.	L	8-9
2004	6/19#	Omaha, Neb.	W	9-5

**Coral Gables:** Miami leads, 4-2

**Baton Rouge:** Tied, 1-1

**Neutral Site:** Miami leads, 7-4

## LOUISVILLE

### LOUISVILLE LEADS, 6-4

YEAR	DATE	SITE	W/L	SCORE
2006	2/15	Coral Gables, Fla.	W	13-4
2007	6/1+	Columbia, Mo.	L	7-13
2007	6/3+	Columbia, Mo.	L	7-8
2013	6/1+	Louisville, Ky.	L	4-6
2015	3/7	Louisville, Ky.	L	6-9

YEAR	DATE	SITE	W/L	SCORE
2015	3/7	Louisville, Ky.	W	9-5
2015	3/8	Louisville, Ky.	L	4-5
2016	3/18	Coral Gables, Fla.	W	8-4
2016	3/19	Coral Gables, Fla.	W	6-3
2016	3/20	Coral Gables, Fla.	L	3-4

**Coral Gables:** Miami leads, 3-1

**Louisville:** Louisville leads, 3-1

**Neutral Site:** Louisville leads, 2-0

## LOYOLA (MD)

### TIED, 1-1

YEAR	DATE	SITE	W/L	SCORE
1972	4/6	New Orleans, La.	L	3-4 (11)
1972	4/7	New Orleans, La.	W	8-3

**Neutral Site:** Tied, 1-1

## LYNN

### MIAMI LEADS, 4-0

YEAR	DATE	SITE	W/L	SCORE
1989	4/25	Coral Gables, Fla.	W	5-3
1996	5/1	Coral Gables, Fla.	W	12-4
1998	2/17	Coral Gables, Fla.	W	18-3
2000	1/26	Coral Gables, Fla.	W	5-4

**Coral Gables:** Miami leads, 4-0

## MAINE

### MIAMI LEADS, 63-13

YEAR	DATE	SITE	W/L	SCORE
1976	4/1	Coral Gables, Fla.	W	3-1
1976	4/2	Coral Gables, Fla.	W	8-2
1976	4/3	Coral Gables, Fla.	W	7-5
1977	3/22	Coral Gables, Fla.	W	8-1
1977	3/25	Coral Gables, Fla.	W	6-1
1977	3/27	Coral Gables, Fla.	W	8-7
1981	3/17	Coral Gables, Fla.	W	11-4
1981	3/20	Coral Gables, Fla.	W	15-10
1981	3/22	Coral Gables, Fla.	W	15-9
1981	3/25	Coral Gables, Fla.	W	3-2
1981	5/31#	Omaha, Neb.	W	6-1
1982	6/4#	Omaha, Neb.	W	7-2
1982	6/11#	Omaha, Neb.	W	10-4
1983	3/15	Coral Gables, Fla.	W	14-5
1983	3/18	Coral Gables, Fla.	W	7-5
1983	3/20	Coral Gables, Fla.	W	7-3
1983	3/22	Coral Gables, Fla.	W	6-1
1984	5/6	Orono, Maine	L	1-3
1984	5/6	Orono, Maine	L	0-5
1984	6/3#	Omaha, Neb.	W	13-7
1985	3/8	Coral Gables, Fla.	W	10-1
1985	3/9	Coral Gables, Fla.	W	9-3
1985	3/20	Coral Gables, Fla.	W	5-3
1985	3/23	Coral Gables, Fla.	W	9-4
1985	3/24	Coral Gables, Fla.	L	2-3 (10)

# ALL-TIME SERIES HISTORY

YEAR	DATE	SITE	W/L	SCORE
1986	3/7	Coral Gables, Fla.	W	7-6
1986	3/17	Coral Gables, Fla.	W	2-1
1986	3/19	Coral Gables, Fla.	W	9-3
1986	3/22	Coral Gables, Fla.	W	6-2
1986	3/23	Coral Gables, Fla.	L	6-8
1986	5/12	Orono, Maine	W	9-6
1986	5/13	Old Orchard, Maine	L	6-9
1986	5/14	Old Orchard, Maine	W	9-1
1987	3/7	Coral Gables, Fla.	W	14-6
1987	3/8	Coral Gables, Fla.	L	9-10
1987	3/11	Coral Gables, Fla.	W	9-4
1987	3/18	Coral Gables, Fla.	W	5-0
1987	3/23	Coral Gables, Fla.	W	10-4
1988	3/4	Coral Gables, Fla.	W	13-1
1988	3/5	Coral Gables, Fla.	W	10-1
1988	3/18	Coral Gables, Fla.	L	3-6
1988	3/20	Coral Gables, Fla.	W	6-5 (10)
1988	3/20	Coral Gables, Fla.	W	3-2
1988	5/13	Orono, Maine	W	8-1
1988	5/14	Old Orchard, Maine	W	11-3
1988	5/15	Old Orchard, Maine	L	5-6 (13)
1988	5/16	Orono, Maine	W	13-5
1989	3/17	Coral Gables, Fla.	W	8-1
1989	3/18	Coral Gables, Fla.	W	2-0
1989	3/19	Coral Gables, Fla.	L	3-4
1990	5/11	Orono, Maine	L	1-4
1990	5/12	Orono, Maine	L	5-9
1990	5/14	Orono, Maine	L	0-4
1990	5/14	Orono, Maine	W	6-4 (7)
1991	3/13	Coral Gables, Fla.	W	2-1
1991	3/15	Coral Gables, Fla.	W	5-3
1991	3/16	Coral Gables, Fla.	W	9-0
1991	3/17	Coral Gables, Fla.	W	7-0
1992	5/8	Orono, Maine	W	5-1
1992	5/9	Orono, Maine	W	8-7 (10)
1992	5/10	Orono, Maine	W	5-1
1993	3/19	Coral Gables, Fla.	W	6-5
1993	3/20	Coral Gables, Fla.	W	11-10
1995	3/17	Coral Gables, Fla.	W	10-0
1995	3/18	Coral Gables, Fla.	W	12-6
1995	3/19	Coral Gables, Fla.	W	10-3
1996	3/15	Coral Gables, Fla.	W	17-4
1996	3/16	Coral Gables, Fla.	W	10-3
1996	3/17	Coral Gables, Fla.	W	15-3
2004	3/4	Coral Gables, Fla.	W	9-3
2007	3/13	Coral Gables, Fla.	W	4-2
2008	3/12	Coral Gables, Fla.	W	7-5
2013	3/5	Coral Gables, Fla.	W	6-2
2014	2/14	Coral Gables, Fla.	W	6-3
2014	2/15	Coral Gables, Fla.	L	1-3
2014	2/16	Coral Gables, Fla.	W	11-2
2016	3/8	Coral Gables, Fla.	W	6-2

**Coral Gables:** Miami leads, 50-6

**Orono:** Miami leads, 7-5

**Neutral Site:** Miami leads, 6-2

## MANHATTAN

### MIAMI LEADS, 8-1

YEAR	DATE	SITE	W/L	SCORE
2006	3/15	Coral Gables, Fla.	W	12-2
2006	6/3+	Lincoln, Neb.	W	8-2
2006	6/4+	Lincoln, Neb.	W	10-4
2010	2/26	Coral Gables, Fla.	W	7-3
2010	2/27	Coral Gables, Fla.	W	18-1
2010	2/28	Coral Gables, Fla.	L	7-12
2016	3/4	Coral Gables, Fla.	W	10-0
2016	3/5	Coral Gables, Fla.	W	14-4
2016	3/6	Coral Gables, Fla.	W	7-4

**Coral Gables:** Miami leads, 6-1

**Neutral Site:** Miami leads, 2-0

## MARIST

### MIAMI LEADS, 1-0

YEAR	DATE	SITE	W/L	SCORE
1999	3/19	Homestead, Fla.	W	15-1

**Neutral Site:** Miami leads, 1-0

## MARSHALL

### MIAMI LEADS, 4-0

YEAR	DATE	SITE	W/L	SCORE
1978	5/21+	Coral Gables, Fla.	W	6-0
1978	5/22+	Coral Gables, Fla.	W	5-1
1979	2/16	Coral Gables, Fla.	W	7-5
1979	2/17	Coral Gables, Fla.	W	8-3

**Coral Gables:** Miami leads, 4-0

## MARYLAND

### MIAMI LEADS, 15-6

YEAR	DATE	SITE	W/L	SCORE
2005	4/29	Coral Gables, Fla.	W	4-3
2005	4/30	Coral Gables, Fla.	W	12-8
2005	5/1	Coral Gables, Fla.	L	9-11
2006	3/24	College Park, Md.	W	10-2
2006	3/25	College Park, Md.	L	4-5
2006	3/26	College Park, Md.	W	3-1
2007	3/16	Coral Gables, Fla.	W	13-3
2007	3/17	Coral Gables, Fla.	W	4-3
2007	3/18	Coral Gables, Fla.	L	4-5
2010	4/30	Coral Gables, Fla.	W	5-1
2010	5/1	Coral Gables, Fla.	W	6-4
2010	5/2	Coral Gables, Fla.	W	9-1
2011	4/15	College Park, Md.	W	10-4
2011	4/17	College Park, Md.	L	2-10
2011	4/17	College Park, Md.	W	5-2
2012	3/23	Coral Gables, Fla.	W	4-1
2012	3/24	Coral Gables, Fla.	W	9-1
2012	3/25	Coral Gables, Fla.	L	4-6
2013	4/12	College Park, Md.	W	1-0 (13)



## ALL-TIME SERIES HISTORY

YEAR	DATE	SITE	W/L	SCORE
2013	4/13	College Park, Md.	W	5-3
2013	4/14	College Park, Md.	L	2-7

**Coral Gables:** Miami leads, 9-3

**College Park:** Miami leads, 6-3

## UMBC

### MIAMI LEADS, 2-0

YEAR	DATE	SITE	W/L	SCORE
1992	5/22+	Coral Gables, Fla.	W	3-1
2009	3/18	Coral Gables, Fla.	W	11-1

**Coral Gables:** Miami leads, 2-0

## MASSACHUSETTS

### MIAMI LEADS, 6-1

YEAR	DATE	SITE	W/L	SCORE
1976	3/22	Coral Gables, Fla.	W	10-1
1976	3/25	Coral Gables, Fla.	W	18-6
1977	3/21	Coral Gables, Fla.	W	4-3 (10)
1977	3/24	Coral Gables, Fla.	L	2-3 (11)
1978	3/22	Coral Gables, Fla.	W	3-0
1978	3/25	Coral Gables, Fla.	W	19-4
1995	5/26+	Coral Gables, Fla.	W	3-1

**Coral Gables:** Miami leads, 6-1

## McNEESE STATE

### MIAMI LEADS, 1-0

YEAR	DATE	SITE	W/L	SCORE
1988	3/30	Coral Gables, Fla.	W	19-1

**Coral Gables:** Miami leads, 1-0

## MEMPHIS

### MIAMI LEADS, 2-0

YEAR	DATE	SITE	W/L	SCORE
1974	3/13	Coral Gables, Fla.	W	9-3
1974	3/14	Coral Gables, Fla.	W	5-2

**Coral Gables:** Miami leads, 2-0

## MERCER

### MIAMI LEADS, 27-3

YEAR	DATE	SITE	W/L	SCORE
1967	4/19	Macon, Ga.	W	5-2 (14)
1975	3/14	Coral Gables, Fla.	W	11-0
1975	3/18	Coral Gables, Fla.	L	2-6
1976	3/17	Coral Gables, Fla.	W	4-1
1976	3/18	Coral Gables, Fla.	W	5-4
1976	3/19	Coral Gables, Fla.	W	11-3
1978	4/14	Atlanta, Ga.	W	8-1

YEAR	DATE	SITE	W/L	SCORE
1978	4/14	Atlanta, Ga.	W	8-4
1980	5/8	Macon, Ga.	W	9-2
1980	5/9	Macon, Ga.	W	8-2
1980	5/10	Macon, Ga.	W	4-3
1982	2/22	Coral Gables, Fla.	W	15-8
1982	2/23	Coral Gables, Fla.	W	10-2
1982	2/24	Coral Gables, Fla.	W	9-0 (F)
1983	2/28	Coral Gables, Fla.	W	11-10
1983	3/1	Coral Gables, Fla.	W	13-6
1983	3/2	Coral Gables, Fla.	W	7-4
1985	3/18	Coral Gables, Fla.	W	14-2
1985	3/23	Coral Gables, Fla.	W	5-1
1988	2/5	Coral Gables, Fla.	W	9-0
1988	2/6	Coral Gables, Fla.	W	17-7
1988	2/7	Coral Gables, Fla.	W	24-1 (7)
1989	5/12	Coral Gables, Fla.	W	12-3
1989	5/13	Coral Gables, Fla.	W	9-4
1989	5/14	Coral Gables, Fla.	W	10-3
1995	5/5	Coral Gables, Fla.	W	11-5
1995	5/6	Coral Gables, Fla.	W	8-2
1995	5/7	Coral Gables, Fla.	W	6-1
2007	2/2	Coral Gables, Fla.	L	5-6
2008	2/3	Coral Gables, Fla.	L	5-8

**Coral Gables:** Miami leads, 22-3

**Macon:** Miami leads, 3-0

**Neutral Site:** Miami leads, 2-0

## MIAMI (OH)

### MIAMI (OH) LEADS, 4-3

YEAR	DATE	SITE	W/L	SCORE
1977	3/14	Coral Gables, Fla.	L	4-7
1977	3/17	Coral Gables, Fla.	L	4-5
1978	3/18	Coral Gables, Fla.	L	4-7
1980	3/19	Coral Gables, Fla.	W	7-2
1981	3/16	Coral Gables, Fla.	L	1-4
1981	3/19	Coral Gables, Fla.	W	6-0
2012	3/7	Coral Gables, Fla.	W	4-3

**Coral Gables:** Miami (OH) leads, 4-3

## MICHIGAN

### MIAMI LEADS, 9-2-1

YEAR	DATE	SITE	W/L	SCORE
1958		Coral Gables, Fla.	L	4-5 (11)
1980	6/2#	Omaha, Neb.	W	3-2
1981	3/24	Coral Gables, Fla.	W	3-2 (10)
1981	3/27	Coral Gables, Fla.	W	12-3
1981	3/28	Coral Gables, Fla.	W	10-3
1986	4/4	Minneapolis, Minn.	W	10-5 (7)
1986	4/6	Minneapolis, Minn.	L	5-7 (10)
1993	2/24	Coral Gables, Fla.	W	4-3
1993	2/25	Coral Gables, Fla.	W	8-1
2000	3/17	Coral Gables, Fla.	W	12-5
2000	3/18	Coral Gables, Fla.	W	10-3
2000	3/19	Coral Gables, Fla.	T	6-6 (10)

# ALL-TIME SERIES HISTORY

**Coral Gables:** Miami leads, 2-1

**Neutral Site:** Miami leads, 7-1-1

## MICHIGAN STATE

### MIAMI LEADS, 41-18-2

YEAR	DATE	SITE	W/L	SCORE
1965	3/22	Coral Gables, Fla.	L	1-2
1965	3/23	Coral Gables, Fla.	W	2-1
1965	3/24	Coral Gables, Fla.	L	2-13
1966	3/23	Coral Gables, Fla.	W	6-2
1966	3/24	Coral Gables, Fla.	T	6-6
1967	3/20	Coral Gables, Fla.	L	3-11
1967	3/22	Coral Gables, Fla.	W	5-1
1967	3/25	Coral Gables, Fla.	W	2-1
1967	4/1	Coral Gables, Fla.	W	
1968	3/19	Coral Gables, Fla.	W	5-1
1968	3/23	Coral Gables, Fla.	W	7-4
1968	3/26	Coral Gables, Fla.	W	4-3
1968	3/30	Coral Gables, Fla.	W	2-1
1969	3/17	Coral Gables, Fla.	W	11-0
1969	3/18	Coral Gables, Fla.	W	8-7
1969	3/22	Coral Gables, Fla.	W	3-0
1969	3/28	Coral Gables, Fla.	L	3-4 (11)
1970	3/26	Coral Gables, Fla.	L	1-3
1970	4/1	Coral Gables, Fla.	T	6-6 (10)
1970	4/3	Coral Gables, Fla.	L	6-11
1970	4/4	Coral Gables, Fla.	L	3-5
1971	3/22	Coral Gables, Fla.	L	2-10
1971	3/27	Coral Gables, Fla.	L	0-4
1971	3/31	Coral Gables, Fla.	L	0-6
1971	4/1	Coral Gables, Fla.	W	4-2
1972	3/22	Coral Gables, Fla.	W	6-5 (10)
1972	3/25	Coral Gables, Fla.	W	3-2 (10)
1972	3/29	Coral Gables, Fla.	L	1-6
1972	4/1	Coral Gables, Fla.	W	6-0
1973	3/21	Coral Gables, Fla.	W	15-2
1973	3/22	Coral Gables, Fla.	W	8-1
1973	3/28	Coral Gables, Fla.	L	1-2
1973	3/31	Coral Gables, Fla.	L	6-13
1974	3/23	Coral Gables, Fla.	W	4-1
1974	3/27	Coral Gables, Fla.	W	10-3
1974	3/30	Coral Gables, Fla.	W	13-3
1975	3/15	Coral Gables, Fla.	W	4-2
1975	3/18	Coral Gables, Fla.	W	14-1
1975	3/19	Coral Gables, Fla.	W	6-1
1976	3/20	Coral Gables, Fla.	W	6-2
1976	3/24	Coral Gables, Fla.	W	6-5
1976	3/27	Coral Gables, Fla.	W	9-6
1976	3/29	Coral Gables, Fla.	W	10-0
1976	3/29	Coral Gables, Fla.	W	9-3
1976	3/30	Coral Gables, Fla.	W	13-3
1984	3/21	Coral Gables, Fla.	W	9-7
1984	3/23	Coral Gables, Fla.	W	5-3
1985	3/19	Coral Gables, Fla.	W	11-3
1985	3/22	Coral Gables, Fla.	W	18-5 (7)
1985	3/27	Coral Gables, Fla.	W	6-3
1985	3/29	Coral Gables, Fla.	W	5-1
1985	3/30	Coral Gables, Fla.	L	6-7
1986	3/27	Coral Gables, Fla.	L	2-3
1987	3/25	Coral Gables, Fla.	W	6-3

YEAR	DATE	SITE	W/L	SCORE
1988	3/25	Coral Gables, Fla.	L	6-7
1988	3/26	Coral Gables, Fla.	L	4-5
1988	3/27	Coral Gables, Fla.	W	10-8 (10)
1989	3/27	Coral Gables, Fla.	W	7-5
1996	3/6	Coral Gables, Fla.	W	10-3
2000	3/8	Coral Gables, Fla.	L	11-13
2006	3/8	Coral Gables, Fla.	W	9-4

**Coral Gables:** Miami leads, 41-18-2

## MIDDLE TENNESSEE

### MIAMI LEADS, 4-0

YEAR	DATE	SITE	W/L	SCORE
1973	3/13	Coral Gables, Fla.	W	11-7
1973	3/15	Coral Gables, Fla.	W	8-0
1973	3/16	Coral Gables, Fla.	W	6-3
1981	5/22+	Coral Gables, Fla.	W	2-0

**Coral Gables:** Miami leads, 4-0

## MINNESOTA

### MIAMI LEADS, 15-3

YEAR	DATE	SITE	W/L	SCORE
1981	5/21+	Coral Gables, Fla.	W	12-0
1986	4/5	Minneapolis, Minn.	L	3-7
1989	3/3	Coral Gables, Fla.	W	5-4
1989	3/4	Coral Gables, Fla.	W	13-4
1989	3/5	Coral Gables, Fla.	W	7-6
1990	3/31	Minneapolis, Minn.	W	3-0 (7)
1991	3/19	Coral Gables, Fla.	W	5-0
1991	3/20	Coral Gables, Fla.	L	0-9
1991	3/24	Coral Gables, Fla.	W	10-2
1994	2/25	Coral Gables, Fla.	W	14-4
1994	2/26	Coral Gables, Fla.	L	0-2
1994	2/27	Coral Gables, Fla.	W	5-2
1994	5/29+	Coral Gables, Fla.	W	11-3
2001	3/3	Minneapolis, Minn.	W	10-1
2002	2/15	Coral Gables, Fla.	W	10-4
2002	2/16	Coral Gables, Fla.	W	21-17
2002	2/17	Coral Gables, Fla.	W	7-6
2004	2/29	Coral Gables, Fla.	W	9-2

**Coral Gables:** Miami leads, 13-2

**Minneapolis:** Miami leads, 2-1

## MISSISSIPPI

### MIAMI LEADS, 4-1

YEAR	DATE	SITE	W/L	SCORE
1977	5/21+	Coral Gables, Fla.	W	5-2
2006	6/10\$	Oxford, Miss.	L	9-11
2006	6/11	Oxford, Miss.	W	7-0
2006	6/12	Oxford, Miss.	W	14-9
2008	6/1+	Coral Gables, Fla.	W	11-2

**Coral Gables:** Miami leads, 2-0

**Oxford:** Miami leads, 2-1

# ALL-TIME SERIES HISTORY

## MISSISSIPPI STATE

### MIAMI LEADS, 3-1

YEAR	DATE	SITE	W/L	SCORE
1971	5/28+	Gastonia, N.C.	L	3-7
1985	6/8#	Omaha, Neb.	W	6-5
2005	6/4+	Coral Gables, Fla.	W	4-1
2005	6/5+	Coral Gables, Fla.	W	10-4

**Coral Gables:** Miami leads, 2-0

**Neutral Site:** Tied, 1-1

## MISSOURI

### MIAMI LEADS, 1-0

YEAR	DATE	SITE	W/L	SCORE
2008	5/31+	Coral Gables, Fla.	W	6-5

**Coral Gables:** Miami leads, 1-0

## MISSOURI STATE

### MIAMI LEADS, 2-1

YEAR	DATE	SITE	W/L	SCORE
1996	5/26+	Austin, Texas	W	8-2
2003	6/17\$	Omaha, Neb.	W	7-5
2012	6/2+	Coral Gables, Fla.	L	2-12

**Coral Gables:** Missouri State leads, 1-0

**Neutral Site:** Miami leads, 2-0

## MONTCLAIR STATE

### MIAMI LEADS, 3-0

YEAR	DATE	SITE	W/L	SCORE
1974	3/25	Coral Gables, Fla.	W	12-3
1974	3/28	Coral Gables, Fla.	W	12-3
1983	3/21	Coral Gables, Fla.	W	11-2

**Coral Gables:** Miami leads, 3-0

## MOREHEAD STATE

### MIAMI LEADS, 1-0

YEAR	DATE	SITE	W/L	SCORE
1977	5/20+	Coral Gables, Fla.	W	6-1

**Coral Gables:** Miami leads, 1-0

## MOUNT ST. MARY'S

### MIAMI LEADS, 1-0

YEAR	DATE	SITE	W/L	SCORE
2009	3/4	Coral Gables, Fla.	W	14-3

**Coral Gables:** Miami leads, 1-0

## MURRAY STATE

### MIAMI LEADS, 1-0

YEAR	DATE	SITE	W/L	SCORE
1975	5/24+	Starkville, Miss.	W	8-7

**Neutral Site:** Miami leads, 1-0

## NAVY

### MIAMI LEADS, 1-0

YEAR	DATE	SITE	W/L	SCORE
1988	3/8	Coral Gables, Fla.	W	9-2

**Coral Gables:** Miami leads, 1-0

## NEBRASKA

### NEBRASKA LEADS, 2-0

YEAR	DATE	SITE	W/L	SCORE
2005	6/10\$	Lincoln, Neb.	L	1-3
2005	6/11\$	Lincoln, Neb.	L	3-6

**Lincoln:** Nebraska leads, 2-0

## NEW HAMPSHIRE

### TIED, 1-1

YEAR	DATE	SITE	W/L	SCORE
1972	3/17	Coral Gables, Fla.	L	4-10
1972	3/18	Coral Gables, Fla.	W	9-3

**Coral Gables:** Miami leads, 2-0

## NJIT

### MIAMI LEADS, 1-0

YEAR	DATE	SITE	W/L	SCORE
2008	3/19	Coral Gables, Fla.	W	13-1

**Coral Gables:** Miami leads, 1-0

## NEW ORLEANS

### MIAMI LEADS, 16-9

YEAR	DATE	SITE	W/L	SCORE
1982	2/26	Coral Gables, Fla.	W	9-6
1982	2/27	Coral Gables, Fla.	L	4-5
1982	2/28	Coral Gables, Fla.	L	6-10
1983	4/28	Coral Gables, Fla.	W	11-5
1983	4/29	Coral Gables, Fla.	L	0-2
1983	4/30	Coral Gables, Fla.	W	9-5
1983	5/1	Coral Gables, Fla.	W	5-4
1983	5/10	New Orleans, La.	L	2-3
1983	5/11	New Orleans, La.	W	6-5
1984	3/1	Coral Gables, Fla.	W	2-0
1984	3/2	Coral Gables, Fla.	L	2-5

HISTORY & RECORDS

## ALL-TIME SERIES HISTORY

YEAR	DATE	SITE	W/L	SCORE
1984	3/3	Coral Gables, Fla.	L	9-15
1984	3/4	Coral Gables, Fla.	W	9-3
1985	2/28	Coral Gables, Fla.	W	8-6
1985	3/1	Coral Gables, Fla.	W	10-0
1985	3/2	Coral Gables, Fla.	W	8-3
1985	3/3	Coral Gables, Fla.	W	5-3
1987	4/14	Coral Gables, Fla.	W	9-4
1987	4/15	Coral Gables, Fla.	W	7-5
1987	5/17	Coral Gables, Fla.	L	3-6
1987	5/18	Coral Gables, Fla.	L	5-6
1987	2/21	New Orleans, La.	L	4-5 (10)
1990	4/10	Coral Gables, Fla.	W	5-3
1990	4/11	Coral Gables, Fla.	W	4-2
1991	3/2	New Orleans, La.	W	12-3

**Coral Gables:** Miami leads, 14-7

**New Orleans:** Tied, 2-2

## NEW YORK TECH

### MIAMI LEADS, 16-0

YEAR	DATE	SITE	W/L	SCORE
1978	3/15	Coral Gables, Fla.	W	7-1
1978	3/15	Coral Gables, Fla.	W	6-5
1999	3/26	Coral Gables, Fla.	W	12-3
1999	3/27	Coral Gables, Fla.	W	20-0
2000	5/19	Coral Gables, Fla.	W	6-1
2000	5/20	Coral Gables, Fla.	W	9-8
2000	5/21	Coral Gables, Fla.	W	17-3
2001	5/18	Coral Gables, Fla.	W	17-5
2001	5/19	Coral Gables, Fla.	W	14-7
2001	5/20	Coral Gables, Fla.	W	11-1
2002	5/24	Coral Gables, Fla.	W	16-1
2002	5/25	Coral Gables, Fla.	W	4-2
2002	5/26	Coral Gables, Fla.	W	11-5
2015	5/8	Coral Gables, Fla.	W	26-0
2015	5/9	Coral Gables, Fla.	W	13-1
2015	5/10	Coral Gables, Fla.	W	19-1

**Coral Gables:** Miami leads, 16-0

## NEW YORK UNIVERSITY

### MIAMI LEADS, 2-0

YEAR	DATE	SITE	W/L	SCORE
1966	3/21	Coral Gables, Fla.	W	12-0
1966	3/22	Coral Gables, Fla.	W	16-2

**Coral Gables:** Miami leads, 2-0

## NEWBERRY

### TIED, 1-1

YEAR	DATE	SITE	W/L	SCORE
1940			W	13-12
1948	4/8	Newberry, S.C.	L	7-13

**Newberry:** Newberry leads, 1-0

## NIAGARA

### MIAMI LEADS, 1-0

YEAR	DATE	SITE	W/L	SCORE
1988	4/5	Coral Gables, Fla.	W	15-2

**Coral Gables:** Miami leads, 1-0

## NORTH CAROLINA

### MIAMI LEADS, 37-26-1

YEAR	DATE	SITE	W/L	SCORE
1976	3/8	Coral Gables, Fla.	W	10-2
1976	3/9	Coral Gables, Fla.	W	2-1 (10)
1976	3/9	Coral Gables, Fla.	W	2-1
1976	3/10	Coral Gables, Fla.	L	4-6
1982	2/19	Coral Gables, Fla.	W	17-4
1982	2/20	Coral Gables, Fla.	L	5-6
1982	2/1	Coral Gables, Fla.	W	14-4
1987	5/8	Chapel Hill, N.C.	L	3-4
1987	5/9	Chapel Hill, N.C.	W	9-4
1987	5/10	Chapel Hill, N.C.	W	10-2
1993	5/22	Chapel Hill, N.C.	L	1-3
1995	2/10	Kissimmee, Fla.	W	12-1
1995	5/28+	Coral Gables, Fla.	W	8-4
1998	3/20	Coral Gables, Fla.	W	1-0
1998	3/21	Coral Gables, Fla.	W	8-2
1998	3/22	Coral Gables, Fla.	W	4-2
1998	5/22+	Coral Gables, Fla.	L	5-6
1998	5/24+	Coral Gables, Fla.	W	7-4
2000	1/30	Orlando, Fla.	L	0-9
2002	4/26	Chapel Hill, N.C.	L	4-5
2002	4/27	Chapel Hill, N.C.	W	4-3
2002	4/28	Chapel Hill, N.C.	L	4-5
2004	5/14	Coral Gables, Fla.	L	1-4
2004	5/15	Coral Gables, Fla.	W	4-3
2004	5/16	Coral Gables, Fla.	L	0-2
2005	4/15	Chapel Hill, N.C.	W	17-7
2005	4/16	Chapel Hill, N.C.	W	18-9
2005	4/17	Chapel Hill, N.C.	T	7-7 (10)
2006	4/7	Coral Gables, Fla.	L	7-8
2006	4/8	Coral Gables, Fla.	W	9-7
2006	4/9	Coral Gables, Fla.	L	6-8
2007	3/9	Chapel Hill, N.C.	L	5-7
2007	3/10	Chapel Hill, N.C.	L	1-3
2007	3/11	Chapel Hill, N.C.	L	7-11
2008	5/15	Coral Gables, Fla.	W	12-2
2008	5/16	Coral Gables, Fla.	L	6-10
2008	5/17	Coral Gables, Fla.	L	11-12
2009	4/17	Chapel Hill, N.C.	L	0-3
2009	4/18	Chapel Hill, N.C.	L	4-5 (10)
2009	4/19	Chapel Hill, N.C.	L	1-4
2010	4/16	Coral Gables, Fla.	W	7-5
2010	4/17	Coral Gables, Fla.	W	11-1
2010	4/18	Coral Gables, Fla.	W	8-7 (8)
2011	4/23	Chapel Hill, N.C.	W	13-6 (10)
2011	4/24	Chapel Hill, N.C.	W	5-3
2011	4/25	Chapel Hill, N.C.	L	1-8
2011	5/26%	Durham, N.C.	W	7-5
2012	4/6	Coral Gables, Fla.	W	8-0
2012	4/7	Coral Gables, Fla.	W	4-3 (14)



# ALL-TIME SERIES HISTORY

YEAR	DATE	SITE	W/L	SCORE	YEAR	DATE	SITE	W/L	SCORE
2012	4/8	Coral Gables, Fla.	W	4-0	2011	4/10	Coral Gables, Fla.	W	3-0
2012	5/24*	Greensboro, N.C.	W	5-3	2012	3/23*	Greensboro, N.C.	L	2-3
2013	3/15	Chapel Hill, N.C.	W	4-1	2013	5/24*	Durham, N.C.	L	1-7
2013	3/16	Chapel Hill, N.C.	L	2-14	2014	3/28	Raleigh, N.C.	W	2-1
2013	3/17	Chapel Hill, N.C.	L	1-4	2014	3/29	Raleigh, N.C.	W	2-1
2013	5/23**	Durham, N.C.	L	10-0 (8)	2014	3/30	Raleigh, N.C.	W	12-5
2014	5/16	Coral Gables, Fla.	W	6-5 (16)	2015	3/13	Coral Gables, Fla.	W	3-2 (10)
2014	5/16	Coral Gables, Fla.	L	2-11	2015	3/14	Coral Gables, Fla.	W	9-2
2014	5/17	Coral Gables, Fla.	W	2-0	2015	3/15	Coral Gables, Fla.	W	6-0
2015	3/27	Chapel Hill, N.C.	W	4-3	2015	5/22*	Durham, N.C.	L	4-5 (12)
2015	3/28	Chapel Hill, N.C.	W	4-3 (11)	2016	5/26	Durham, N.C.	W	8-7
2015	3/29	Chapel Hill, N.C.	L	3-10					
2016	4/1	Coral Gables, Fla.	W	10-4					
2016	4/2	Coral Gables, Fla.	W	7-3					
2016	4/3	Coral Gables, Fla.	W	7-4					

**Coral Gables:** Miami leads, 24-10

**Chapel Hill:** North Carolina leads, 14-10-1

**Neutral Site:** Miami leads, 3-2

**Coral Gables:** Miami leads, 20-5

**Raleigh:** Miami leads, 10-4

**Neutral Site:** NC State leads, 5-3

## NORTH CAROLINA STATE

### MIAMI LEADS, 33-14

YEAR	DATE	SITE	W/L	SCORE
1989	5/19	Chapel Hill, N.C.	W	7-4
1990	5/28+	Coral Gables, Fla.	W	6-1
1991	3/5	Coral Gables, Fla.	W	11-3
1991	3/6	Coral Gables, Fla.	L	2-4
1992	5/24	Coral Gables, Fla.	W	5-4
1993	5/21	Chapel Hill, N.C.	L	7-14
1999	4/9	Coral Gables, Fla.	W	7-4
1999	4/10	Coral Gables, Fla.	L	9-13
1999	4/11	Coral Gables, Fla.	W	7-6
2000	4/21	Durham, N.C.	W	12-0
2000	4/22	Raleigh, N.C.	W	19-1
2000	4/23	Raleigh, N.C.	L	4-5
2003	6/7\$	Coral Gables, Fla.	W	10-9
2003	6/8\$	Coral Gables, Fla.	W	11-5 (11)
2004	6/5+	Coral Gables, Fla.	W	19-5
2005	3/4	Coral Gables, Fla.	W	6-1
2005	3/5	Coral Gables, Fla.	L	5-11
2005	3/6	Coral Gables, Fla.	W	13-7
2005	5/25**	Jacksonville, Fla.	L	1-2
2006	4/28	Raleigh, N.C.	L	2-9
2006	4/29	Raleigh, N.C.	W	9-6
2006	4/30	Raleigh, N.C.	W	12-10
2007	4/13	Coral Gables, Fla.	L	3-5
2007	4/14	Coral Gables, Fla.	W	5-1
2007	4/15	Coral Gables, Fla.	L	9-19
2008	3/14	Raleigh, N.C.	W	12-5
2008	3/15	Raleigh, N.C.	W	2-1
2008	3/16	Raleigh, N.C.	L	10-11
2008	5/24**	Jacksonville, Fla.	W	5-2
2009	3/6	Coral Gables, Fla.	W	7-6 (12)
2009	3/7	Coral Gables, Fla.	W	4-0
2009	3/8	Coral Gables, Fla.	W	9-7
2010	3/26	Raleigh, N.C.	W	6-5
2010	3/27	Raleigh, N.C.	L	6-7 (11)
2010	3/28	Raleigh, N.C.	W	4-0
2011	4/8	Coral Gables, Fla.	W	4-1
2011	4/9	Coral Gables, Fla.	W	14-13 (10)

## NORTH FLORIDA

### MIAMI LEADS, 4-2

YEAR	DATE	SITE	W/L	SCORE
1990	4/6	Coral Gables, Fla.	W	3-1
1991	4/9	Coral Gables, Fla.	W	8-7
1992	4/15	Coral Gables, Fla.	W	3-2
2007	4/18	Coral Gables, Fla.	L	2-3
2008	5/13	Coral Gables, Fla.	W	5-2
2009	4/28	Coral Gables, Fla.	L	1-10

**Coral Gables:** Miami leads, 4-2

## NORTHEASTERN

### MIAMI LEADS, 10-0

YEAR	DATE	SITE	W/L	SCORE
1990	3/28	Coral Gables, Fla.	W	12-1
1991	3/29	Coral Gables, Fla.	W	9-3
1991	3/30	Coral Gables, Fla.	W	17-4 (7)
1991	3/30	Coral Gables, Fla.	W	8-1
1994	3/29	Coral Gables, Fla.	W	2-0
1995	3/29	Coral Gables, Fla.	W	11-4
2001	3/23	Coral Gables, Fla.	W	5-3
2001	3/24	Coral Gables, Fla.	W	5-2
2001	3/25	Coral Gables, Fla.	W	5-3
2005	3/2	Coral Gables, Fla.	W	5-1

**Coral Gables:** Miami leads, 10-0

## NORTHERN IOWA

### MIAMI LEADS, 2-0

YEAR	DATE	SITE	W/L	SCORE
1973	3/27	Coral Gables, Fla.	W	17-1
1973	3/30	Coral Gables, Fla.	W	6-4

**Coral Gables:** Miami leads, 2-0

# ALL-TIME SERIES HISTORY

## NORTHWESTERN

### MIAMI LEADS, 2-0

YEAR	DATE	SITE	W/L	SCORE
2000	3/22	Coral Gables, Fla.	W	4-2
2002	3/26	Coral Gables, Fla.	W	5-3

**Coral Gables:** Miami leads, 2-0

## NOTRE DAME

### MIAMI LEADS, 18-6

YEAR	DATE	SITE	W/L	SCORE
1970	3/30	Coral Gables, Fla.	W	7-3 (7)
1970	3/30	Coral Gables, Fla.	W	6-2 (7)
1989	3/8	Coral Gables, Fla.	L	2-4
1992	3/27	Coral Gables, Fla.	L	1-2
1992	3/28	Coral Gables, Fla.	W	18-6
1992	3/29	Coral Gables, Fla.	W	6-5 (11)
1992	5/23+	Coral Gables, Fla.	L	3-6
1992	5/25+	Coral Gables, Fla.	W	5-1
1994	4/2	South Bend, Ind.	W	19-7
1994	4/2	South Bend, Ind.	W	5-2
1994	4/3	South Bend, Ind.	W	4-2
1995	3/24	Coral Gables, Fla.	W	9-4
1995	3/25	Coral Gables, Fla.	W	12-4
1995	3/26	Coral Gables, Fla.	L	2-5
1998	2/20	Coral Gables, Fla.	W	18-3
1998	2/21	Coral Gables, Fla.	W	27-2
1998	2/22	Coral Gables, Fla.	W	17-3
1999	5/11	South Bend, Ind.	W	5-3
1999	5/12	South Bend, Ind.	L	0-1
2014	4/19	Coral Gables, Fla.	W	3-2
2014	4/20	Coral Gables, Fla.	L	4-7
2014	4/21	Coral Gables, Fla.	W	6-3
2015	5/23%	Durham, N.C.	W	6-5
2016	4/10	South Bend, Ind.	W	10-2

**Coral Gables:** Miami leads, 12-5

**South Bend:** Miami leads, 5-1

**Neutral:** Miami leads, 1-0

## NOVA SOUTHEASTERN

### MIAMI LEADS, 5-0

YEAR	DATE	SITE	W/L	SCORE
1990	4/27	Coral Gables, Fla.	W	19-2
1992	4/29	Coral Gables, Fla.	W	12-5
1993	4/21	Coral Gables, Fla.	W	9-4
1996	4/2	Coral Gables, Fla.	W	13-2
2016	4/12	Coral Gables, Fla.	W	8-3

**Coral Gables:** Miami leads, 5-0

## OHIO STATE

### OHIO STATE LEADS, 15-12-2

YEAR	DATE	SITE	W/L	SCORE
1959	3/21	Coral Gables, Fla.	L	0-4

YEAR	DATE	SITE	W/L	SCORE
1961	3/18	Coral Gables, Fla.	W	6-5
1961	3/18	Coral Gables, Fla.	T	2-2
1961	3/21	Coral Gables, Fla.	T	4-4
1961	3/22	Coral Gables, Fla.	L	4-6
1962	3/19	Coral Gables, Fla.	W	4-1
1962	3/20	Coral Gables, Fla.	L	8-12
1962	3/21	Coral Gables, Fla.	W	7-3
1963	3/16	Coral Gables, Fla.	L	3-4 (11)
1964	3/23	Coral Gables, Fla.	L	7-10
1964	3/24	Coral Gables, Fla.	L	4-8
1964	3/25	Coral Gables, Fla.	L	1-3
1964	3/28	Coral Gables, Fla.	L	2-4
1966	3/19	Coral Gables, Fla.	L	3-10
1966	3/19	Coral Gables, Fla.	W	7-6
1966	3/26	Coral Gables, Fla.	L	0-5
1968	3/20	Coral Gables, Fla.	L	1-3
1968	3/22	Coral Gables, Fla.	L	1-3
1970	3/25	Coral Gables, Fla.	L	5-12
1971	3/23	Coral Gables, Fla.	W	7-6
1971	3/26	Coral Gables, Fla.	W	12-2
1972	3/21	Coral Gables, Fla.	W	13-3
1972	3/24	Coral Gables, Fla.	L	4-7
1973	3/19	Coral Gables, Fla.	W	6-5
1973	3/23	Coral Gables, Fla.	W	10-4
1974	3/19	Coral Gables, Fla.	W	16-1
1974	3/22	Coral Gables, Fla.	W	5-0
1999	3/6	Coral Gables, Fla.	W	23-3
2009	3/24	Coral Gables, Fla.	L	1-7

**Coral Gables:** Ohio State leads, 15-12-2

## OKLAHOMA

### OKLAHOMA LEADS, 2-1

YEAR	DATE	SITE	W/L	SCORE
1974	6/10#	Omaha, Neb.	W	5-1
1976	5/28+	Arlington, Texas	L	3-11
1985	4/6	Oklahoma City, Okla.	L	1-7

**Neutral Site:** Oklahoma leads, 2-1

## OKLAHOMA STATE

### MIAMI LEADS, 5-4

YEAR	DATE	SITE	W/L	SCORE
1979	3/12	Coral Gables, Fla.	L	1-2
1979	3/15	Coral Gables, Fla.	W	6-0
1980	3/14	Coral Gables, Fla.	W	2-1
1981	6/3#	Omaha, Neb.	L	6-12
1985	6/6#	Omaha, Neb.	W	2-1
1986	5/31#	Omaha, Neb.	W	6-2
2001	2/11	Coral Gables, Fla.	L	3-9
2013	5/31+	Louisville, Ky.	W	7-0
2013	6/2+	Louisville, Ky.	L	1-7

**Coral Gables:** Tied, 2-2

**Neutral Site:** Miami leads, 3-2

# ALL-TIME SERIES HISTORY

## ORAL ROBERTS

### MIAMI LEADS, 9-4

YEAR	DATE	SITE	W/L	SCORE
1978	6/5#	Omaha, Neb.	W	5-3
1984	5/14	Tulsa, Okla.	W	13-4
1984	5/15	Tulsa, Okla.	L	3-4
1997	5/15	Coral Gables, Fla.	W	20-3
1997	5/16	Coral Gables, Fla.	W	7-3
1997	5/17	Coral Gables, Fla.	W	7-3
2003	4/4	Coral Gables, Fla.	W	8-5
2003	4/5	Coral Gables, Fla.	L	1-18
2003	4/6	Coral Gables, Fla.	W	11-8
2005	3/31	Coral Gables, Fla.	W	1-0
2005	4/1	Coral Gables, Fla.	W	17-6
2005	4/2	Coral Gables, Fla.	L	3-4
2005	4/3	Coral Gables, Fla.	L	8-12

**Coral Gables:** Miami leads, 7-3

**Tulsa:** Tied, 1-1

**Neutral Site:** Miami leads, 1-0

## OREGON STATE

### TIED, 1-1

YEAR	DATE	SITE	W/L	SCORE
2006	6/17#	Omaha, Neb.	W	11-1
2006	6/20#	Omaha, Neb.	L	1-8

**Neutral Site:** Tied, 1-1

## PACE

### MIAMI LEADS, 10-0

YEAR	DATE	SITE	W/L	SCORE
1969	4/7	Coral Gables, Fla.	W	11-4
1969	4/11	Coral Gables, Fla.	W	11-4
1969	4/12	Coral Gables, Fla.	W	3-1
1971	4/16	Coral Gables, Fla.	W	9-1
1989	3/15	Coral Gables, Fla.	W	6-3
1992	3/15	Coral Gables, Fla.	W	12-0
1994	3/9	Coral Gables, Fla.	W	8-2
2003	5/2	Coral Gables, Fla.	W	27-1
2003	5/3	Coral Gables, Fla.	W	23-1
2003	5/4	Coral Gables, Fla.	W	20-2

**Coral Gables:** Miami leads, 10-0

## PENN STATE

### MIAMI LEADS, 7-0

YEAR	DATE	SITE	W/L	SCORE
1970	3/23	Coral Gables, Fla.	W	5-4
1971	3/29	Coral Gables, Fla.	W	10-1
1971	4/1	Coral Gables, Fla.	W	6-5
2004	3/27	Coral Gables, Fla.	W	6-1
2004	3/27	Coral Gables, Fla.	W	1-0
2004	3/28	Coral Gables, Fla.	W	11-3
2008	3/11	Coral Gables, Fla.	W	10-0

**Coral Gables:** Miami leads, 7-0

## PENNSYLVANIA

### MIAMI LEADS, 1-0

YEAR	DATE	SITE	W/L	SCORE
1991	3/14	Coral Gables, Fla.	W	9-3

**Coral Gables:** Miami leads, 1-0

## PEPPERDINE

### PEPPERDINE LEADS, 1-0

YEAR	DATE	SITE	W/L	SCORE
1979	6/2#	Omaha, Neb.	L	3-9

**Neutral Site:** Pepperdine leads, 1-0

## PITTSBURGH

### MIAMI LEADS, 15-0

YEAR	DATE	SITE	W/L	SCORE
1969	3/25	Coral Gables, Fla.	W	8-2
1969	3/26	Coral Gables, Fla.	W	8-2
1969	3/30	Coral Gables, Fla.	W	3-1
2001	3/7	Coral Gables, Fla.	W	6-2
2005	3/8	Coral Gables, Fla.	W	3-0
2009	3/11	Coral Gables, Fla.	W	11-6
2014	4/11	Coral Gables, Fla.	W	12-2
2014	4/12	Coral Gables, Fla.	W	1-0
2014	4/13	Coral Gables, Fla.	W	7-2
2015	5/2	Pittsburgh, Pa.	W	9-5
2015	5/2	Pittsburgh, Pa.	W	12-0
2015	5/3	Pittsburgh, Pa.	W	9-3
2016	5/13	Coral Gables, Fla.	W	7-6
2016	5/14	Coral Gables, Fla.	W	4-3 (11)
2016	5/15	Coral Gables, Fla.	W	8-4

**Coral Gables:** Miami leads, 12-0

**Pittsburgh:** Miami leads, 3-0

## PORTLAND

### MIAMI LEADS, 1-0

YEAR	DATE	SITE	W/L	SCORE
1991	5/23+	Fresno, Calif.	W	13-1

**Neutral Site:** Miami leads, 1-0

## PRINCETON

### MIAMI LEADS, 4-0

YEAR	DATE	SITE	W/L	SCORE
1985	5/24+	Coral Gables, Fla.	W	22-6
1999	3/12	Coral Gables, Fla.	W	16-1
1999	3/13	Coral Gables, Fla.	W	16-1
1999	3/14	Coral Gables, Fla.	W	15-6

# ALL-TIME SERIES HISTORY

**Coral Gables:** Miami leads, 4-0

## PROVIDENCE

**MIAMI LEADS, 1-0**

YEAR	DATE	SITE	W/L	SCORE
1992	3/5	Coral Gables, Fla.	W	4-0

**Coral Gables:** Miami leads, 1-0

## PURDUE

**MIAMI LEADS, 1-0**

YEAR	DATE	SITE	W/L	SCORE
1988	3/6	Coral Gables, Fla.	W	8-7

**Coral Gables:** Miami leads, 1-0

## RHODE ISLAND

**RHODE ISLAND LEADS, 1-0**

YEAR	DATE	SITE	W/L	SCORE
2009	3/3	Coral Gables, Fla.	L	0-3

**Coral Gables:** Rhode Island leads, 1-0

## RICE

**MIAMI LEADS, 5-2**

YEAR	DATE	SITE	W/L	SCORE
1985	3/5	Coral Gables, Fla.	W	7-3
1985	3/6	Coral Gables, Fla.	W	11-3
1993	5/7	Coral Gables, Fla.	W	6-5
1993	5/8	Coral Gables, Fla.	W	13-5
1993	5/9	Coral Gables, Fla.	L	2-3
1999	6/11#	Omaha, Neb.	W	8-4
2006	6/19#	Omaha, Neb.	L	2-3

**Coral Gables:** Miami leads, 4-1

**Neutral Site:** Tied, 1-1

## RICHMOND

**MIAMI LEADS, 1-0**

YEAR	DATE	SITE	W/L	SCORE
1997	5/22+	Coral Gables, Fla.	W	11-4

**Coral Gables:** Miami leads, 1-0

## RIDER

**MIAMI LEADS, 1-0**

YEAR	DATE	SITE	W/L	SCORE
1994	5/27+	Coral Gables, Fla.	W	17-4

**Coral Gables:** Miami leads, 1-0

## ROLLINS

**ROLLINS LEADS, 51-36**

YEAR	DATE	SITE	W/L	SCORE
1940			L	2-16
1940			L	5-13
1947	4/11	Winter Park, Fla.	L	2-4
1947	5/3	Coral Gables, Fla.	W	6-3
1947	5/3	Coral Gables, Fla.	W	9-8
1948	4/2	Winter Park, Fla.	L	3-4
1948	4/3	Winter Park, Fla.	L	4-8
1948	4/30	Coral Gables, Fla.	L	6-8 (10)
1948	5/1	Coral Gables, Fla.	L	1-2
1949	4/15	Winter Park, Fla.	L	1-13
1949	4/16	Winter Park, Fla.	L	0-3
1949	5/6	Coral Gables, Fla.	L	0-2
1949	5/7	Coral Gables, Fla.	W	5-4
1950	4/14	Coral Gables, Fla.	W	4-0
1950	4/15	Coral Gables, Fla.	L	1-6
1950	5/5	Winter Park, Fla.	L	8-10
1950	5/6	Winter Park, Fla.	L	1-7
1951	3/30	Coral Gables, Fla.	W	5-4
1951	3/31	Coral Gables, Fla.	W	4-3
1951	4/27	Winter Park, Fla.	W	5-2
1951	4/29	Winter Park, Fla.	W	7-6
1952	4/25	Winter Park, Fla.	L	1-4
1952	4/26	Winter Park, Fla.	W	7-1
1952	4/28	Coral Gables, Fla.	W	7-6
1952	4/29	Coral Gables, Fla.	L	1-2
1953	4/17	Coral Gables, Fla.	L	0-9
1953	4/18	Coral Gables, Fla.	W	9-8
1953	4/24	Winter Park, Fla.	W	10-9
1953	4/25	Winter Park, Fla.	L	1-3
1954	4/9	Winter Park, Fla.	L	7-8
1954	4/10	Winter Park, Fla.	L	1-6
1954	5/7	Coral Gables, Fla.	W	4-2
1954	5/8	Coral Gables, Fla.	L	3-6
1955	4/22	Winter Park, Fla.	L	2-11
1955	4/23	Winter Park, Fla.	L	5-12
1955	5/6	Coral Gables, Fla.	L	3-8
1955	5/7	Coral Gables, Fla.	L	2-8
1956	4/16	Coral Gables, Fla.	L	1-6
1956	4/21	Winter Park, Fla.	L	4-7
1957	4/12	Coral Gables, Fla.	L	4-6
1957	4/13	Coral Gables, Fla.	W	8-6
1958	4/11	Winter Park, Fla.	W	13-3
1959	4/10	Coral Gables, Fla.	L	2-3
1959	4/11	Coral Gables, Fla.	W	13-2
1959	4/24	Winter Park, Fla.	L	0-4
1959	4/25	Winter Park, Fla.	W	12-7
1960	3/18	Coral Gables, Fla.	L	1-2
1960	3/19	Coral Gables, Fla.	W	7-1
1960	4/13	Winter Park, Fla.	W	13-4
1960	4/14	Winter Park, Fla.	W	7-2
1961	3/16	Coral Gables, Fla.	W	8-3
1961	3/17	Coral Gables, Fla.	W	5-4
1961	4/12	Winter Park, Fla.	L	2-7
1961	4/13	Winter Park, Fla.	L	3-4 (13)
1962	4/20	Coral Gables, Fla.	L	3-7
1962	4/21	Coral Gables, Fla.	W	1-0
1962	4/21	Coral Gables, Fla.	L	0-2
1963	4/26	Winter Park, Fla.	L	2-4



# ALL-TIME SERIES HISTORY

YEAR	DATE	SITE	W/L	SCORE	YEAR	DATE	SITE	W/L	SCORE
1963	4/27	Winter Park, Fla.	L	1-3	1995	3/10	Coral Gables, Fla.	W	12-5
1963	4/27	Winter Park, Fla.	L	2-3	1995	3/11	Coral Gables, Fla.	W	8-0
1964	5/1	Coral Gables, Fla.	L	8-9	1995	3/12	Coral Gables, Fla.	W	11-4
1964	5/2	Coral Gables, Fla.	W	3-1	1996	3/8	Coral Gables, Fla.	L	4-5
1964	5/2	Coral Gables, Fla.	L	1-12	1996	3/9	Coral Gables, Fla.	W	12-3
1965	4/9	Winter Park, Fla.	L	2-7	1998	3/13	Coral Gables, Fla.	W	9-4
1965	4/10	Winter Park, Fla.	L	2-3	1998	3/14	Coral Gables, Fla.	W	10-2
1965	4/10	Winter Park, Fla.	W	6-3	1998	3/15	Coral Gables, Fla.	W	18-6
1966	5/6	Coral Gables, Fla.	W	7-0	2000	3/10	Coral Gables, Fla.	W	6-5
1966	5/7	Coral Gables, Fla.	W	3-2	2000	3/11	Coral Gables, Fla.	L	6-11
1967	5/5	Winter Park, Fla.	L	5-6	2000	3/12	Coral Gables, Fla.	W	5-3
1967	5/6	Winter Park, Fla.	L	5-10	2001	3/9	Coral Gables, Fla.	L	4-6 (11)
1968	5/3	Coral Gables, Fla.	W	6-5	2001	3/10	Coral Gables, Fla.	W	13-2
1968	5/4	Coral Gables, Fla.	W	4-2	2001	3/11	Coral Gables, Fla.	L	6-9
1969	5/2	Winter Park, Fla.	W	5-0 (7)	2002	3/15	Coral Gables, Fla.	L	3-4
1969	5/3	Winter Park, Fla.	L	1-3 (7)	2002	3/16	Coral Gables, Fla.	W	8-3
1970	5/1	Coral Gables, Fla.	L	0-2	2002	3/17	Coral Gables, Fla.	L	5-9
1970	5/2	Coral Gables, Fla.	L	2-8	2003	3/14	Coral Gables, Fla.	W	15-5
1971	5/7	Winter Park, Fla.	W	8-7	2003	3/16	Coral Gables, Fla.	L	7-8
1971	5/8	Winter Park, Fla.	L	0-5	2004	3/12	Coral Gables, Fla.	W	12-2
1972	4/3	Coral Gables, Fla.	W	5-4 (10)	2004	3/13	Coral Gables, Fla.	W	10-5
1972	4/3	Coral Gables, Fla.	L	3-10	2004	3/14	Coral Gables, Fla.	W	6-5
1973	5/7	Winter Park, Fla.	W	6-4	2005	3/16	Coral Gables, Fla.	W	13-2
1973	5/8	Winter Park, Fla.	W	6-2	2007	3/14	Coral Gables, Fla.	W	4-1
1974	4/12	Coral Gables, Fla.	W	9-6	2009	2/20	Coral Gables, Fla.	W	6-1
1974	4/13	Coral Gables, Fla.	L	4-8	2009	2/21	Coral Gables, Fla.	W	4-2
1975	5/8	Winter Park, Fla.	L	5-6	2009	2/21	Coral Gables, Fla.	L	4-5
1992	4/5	Coral Gables, Fla.	W	9-1	2009	2/22	Coral Gables, Fla.	W	18-9
1994	4/5	Coral Gables, Fla.	L	2-4	2010	2/19	Coral Gables, Fla.	W	12-1
					2010	2/20	Coral Gables, Fla.	W	10-8
					2010	2/21	Coral Gables, Fla.	W	9-7
					2011	2/18	Coral Gables, Fla.	W	2-1 (11)
					2011	2/19	Coral Gables, Fla.	L	5-6 (10)
					2011	2/20	Coral Gables, Fla.	W	5-3
					2012	2/17	Coral Gables, Fla.	W	6-2
					2012	2/18	Coral Gables, Fla.	W	4-1
					2012	2/19	Coral Gables, Fla.	W	9-7
					2013	2/16	Coral Gables, Fla.	W	5-4
					2013	2/16	Coral Gables, Fla.	W	4-1 (7)
					2013	2/17	Coral Gables, Fla.	W	7-0
					2015	2/13	Coral Gables, Fla.	W	5-2
					2015	2/14	Coral Gables, Fla.	W	9-5
					2015	2/14	Coral Gables, Fla.	W	9-3
					2015	2/15	Coral Gables, Fla.	W	25-4
					2016	2/19	Coral Gables, Fla.	W	4-1
					2016	2/20	Coral Gables, Fla.	W	2-0
					2016	2/21	Coral Gables, Fla.	W	8-1

**Coral Gables:** Miami leads, 23-22

**Winter Park:** Rollins leads, 27-13

## RUTGERS

### MIAMI LEADS, 59-12

YEAR	DATE	SITE	W/L	SCORE
1967	3/18	Coral Gables, Fla.	W	3-2
1967	3/18	Coral Gables, Fla.	W	2-1
1967	3/21	Coral Gables, Fla.	L	2-6
1968	3/18	Coral Gables, Fla.	L	2-4
1970	3/24	Coral Gables, Fla.	W	2-0
1971	3/24	Coral Gables, Fla.	W	11-5
1971	3/25	Coral Gables, Fla.	W	14-8
1984	3/18	Coral Gables, Fla.	W	11-4
1985	3/17	Coral Gables, Fla.	W	9-3 (7)
1986	3/18	Coral Gables, Fla.	W	7-6
1987	3/17	Coral Gables, Fla.	L	7-12
1988	3/22	Coral Gables, Fla.	W	4-2
1988	3/23	Coral Gables, Fla.	W	8-2
1989	3/24	Coral Gables, Fla.	W	16-8
1989	3/25	Coral Gables, Fla.	W	7-4
1990	3/16	Coral Gables, Fla.	W	6-2
1990	3/17	Coral Gables, Fla.	W	6-3
1991	3/22	Coral Gables, Fla.	W	5-2
1991	3/23	Coral Gables, Fla.	W	20-4
1992	3/17	Coral Gables, Fla.	W	10-0
1992	3/19	Coral Gables, Fla.	W	14-7
1993	3/16	Coral Gables, Fla.	W	11-4
1994	3/15	Coral Gables, Fla.	W	14-5
1994	3/16	Coral Gables, Fla.	W	7-6

**Coral Gables:** Miami leads, 59-12

## SAM HOUSTON STATE

### SAM HOUSTON STATE LEADS, 1-0

YEAR	DATE	SITE	W/L	SCORE
1996	5/23+	Austin, Texas	L	4-5

**Neutral Site:** Sam Houston State leads, 1-0

## ALL-TIME SERIES HISTORY

### SAN DIEGO STATE

#### MIAMI LEADS, 4-0

YEAR	DATE	SITE	W/L	SCORE
2001	3/2	Minneapolis, Minn.	W	8-6
2003	2/21	Coral Gables, Fla.	W	6-3
2003	2/22	Coral Gables, Fla.	W	4-1
2003	2/23	Coral Gables, Fla.	W	6-3

**Coral Gables:** Miami leads, 3-0

**Neutral Site:** Miami leads, 1-0

### SAN FRANCISCO

#### MIAMI LEADS, 1-0

YEAR	DATE	SITE	W/L	SCORE
2006	6/2+	Lincoln, Neb.	W	11-2

**Neutral Site:** Miami leads, 1-0

### SAVANNAH STATE

#### MIAMI LEADS, 7-0

YEAR	DATE	SITE	W/L	SCORE
2001	4/6	Coral Gables, Fla.	W	13-4
2001	4/7	Coral Gables, Fla.	W	7-2
2001	4/8	Coral Gables, Fla.	W	16-5
2003	5/16	Coral Gables, Fla.	W	12-7
2003	5/17	Coral Gables, Fla.	W	11-2
2003	5/17	Coral Gables, Fla.	W	6-4
2003	5/18	Coral Gables, Fla.	W	11-3

**Coral Gables:** Miami leads, 7-0

### SETON HALL

#### MIAMI LEADS, 21-4

YEAR	DATE	SITE	W/L	SCORE
1974	3/18	Coral Gables, Fla.	W	4-3 (10)
1974	3/20	Coral Gables, Fla.	W	6-2
1976	3/23	Coral Gables, Fla.	W	9-3
1976	3/26	Coral Gables, Fla.	W	5-1
1977	3/18	Coral Gables, Fla.	W	16-5
1982	2/11	Coral Gables, Fla.	W	3-1
1982	2/12	Coral Gables, Fla.	L	13-14
1982	2/15	Coral Gables, Fla.	W	7-2
1983	2/17	Coral Gables, Fla.	W	11-4
1983	2/18	Coral Gables, Fla.	W	8-4
1984	2/16	Coral Gables, Fla.	L	2-5
1984	2/19	Coral Gables, Fla.	W	15-2
1985	2/18	Coral Gables, Fla.	W	9-4
1986	2/16	Coral Gables, Fla.	W	5-1
1986	2/17	Coral Gables, Fla.	W	5-0
1987	2/15	Coral Gables, Fla.	L	5-11
1988	2/14	Coral Gables, Fla.	W	9-4
1989	2/19	Coral Gables, Fla.	W	11-2
1989	2/20	Coral Gables, Fla.	L	1-5
1990	2/2	Coral Gables, Fla.	W	7-0
1990	2/3	Coral Gables, Fla.	W	17-3

YEAR	DATE	SITE	W/L	SCORE
1990	2/4	Coral Gables, Fla.	W	8-2
1992	2/7	Coral Gables, Fla.	W	14-2
1992	2/8	Coral Gables, Fla.	W	25-3
1992	2/9	Coral Gables, Fla.	W	4-1

**Coral Gables:** Miami leads, 21-4

### SOUTH ALABAMA

#### MIAMI LEADS, 15-8

YEAR	DATE	SITE	W/L	SCORE
1973	5/24+	Starkville, Miss.	W	5-3
1980	2/29	Coral Gables, Fla.	W	2-0
1980	3/1	Coral Gables, Fla.	L	4-7
1980	3/2	Coral Gables, Fla.	W	7-1
1980	5/25+	Coral Gables, Fla.	W	15-6
1981	5/13	Mobile, Ala.	W	3-0
1981	5/14	Mobile, Ala.	W	4-1
1981	5/15	Mobile, Ala.	W	5-2
1982	4/22	Coral Gables, Fla.	W	7-2
1983	5/6	Mobile, Ala.	L	0-10
1983	5/7	Mobile, Ala.	L	1-2 (6)
1983	5/8	Mobile, Ala.	W	7-3
1983	5/28+	Tallahassee, Fla.	W	14-5
1984	5/27+	Tallahassee, Fla.	L	4-6
1984	5/28+	Tallahassee, Fla.	W	10-2
1985	2/1	Coral Gables, Fla.	W	14-5
1985	2/2	Coral Gables, Fla.	W	12-9
1985	2/3	Coral Gables, Fla.	L	5-7
1986	4/9	Mobile, Ala.	L	4-8
1993	5/27+	Baton Rouge, La.	L	3-7
1997	1/31	Coral Gables, Fla.	W	4-2
1997	2/1	Coral Gables, Fla.	L	7-9
1997	2/2	Coral Gables, Fla.	W	16-4

**Coral Gables:** Miami leads, 8-3

**Mobile:** Miami leads, 4-3

**Neutral Site:** Miami leads, 3-2

### SOUTH CAROLINA

#### MIAMI LEADS, 24-9

YEAR	DATE	SITE	W/L	SCORE
1974	5/25+	Starkville, Miss.	W	5-0
1974	5/26+	Starkville, Miss.	L	1-3
1974	5/27+	Starkville, Miss.	W	2-1
1979	5/10	Columbia, S.C.	W	9-0
1979	5/11	Columbia, S.C.	W	9-0 (F)
1979	5/13	Columbia, S.C.	W	3-1
1979	5/14	Columbia, S.C.	W	6-1
1980	4/2	Coral Gables, Fla.	W	9-0
1980	4/3	Coral Gables, Fla.	W	5-0
1980	4/4	Coral Gables, Fla.	L	5-15
1980	4/5	Coral Gables, Fla.	L	1-8
1982	3/12	Coral Gables, Fla.	W	2-1
1982	3/13	Coral Gables, Fla.	W	4-3 (12)
1982	3/14	Coral Gables, Fla.	W	8-6
1982	3/15	Coral Gables, Fla.	W	4-3
1982	4/14	Columbia, S.C.	W	11-3

## ALL-TIME SERIES HISTORY

YEAR	DATE	SITE	W/L	SCORE	YEAR	DATE	SITE	W/L	SCORE
1982	4/15	Columbia, S.C.	W	12-8	1977	3/26	Coral Gables, Fla.	W	1-0
1982	4/16	Columbia, S.C.	L	2-6	1978	3/17	Coral Gables, Fla.	L	0-12
1982	4/17	Columbia, S.C.	W	19-3 (8)	1978	3/21	Coral Gables, Fla.	W	3-1
1983	5/13	Coral Gables, Fla.	L	3-4	1978	3/24	Coral Gables, Fla.	W	4-2
1983	5/14	Coral Gables, Fla.	W	9-7	1979	3/10	Coral Gables, Fla.	W	11-2
1983	5/15	Coral Gables, Fla.	W	6-5 (10)	1979	3/13	Coral Gables, Fla.	L	0-7
1984	3/9	Coral Gables, Fla.	L	9-14	1979	3/16	Coral Gables, Fla.	W	5-3
1984	3/10	Coral Gables, Fla.	W	6-3	1980	3/17	Coral Gables, Fla.	W	5-1
1984	3/11	Coral Gables, Fla.	W	13-11	1980	3/18	Coral Gables, Fla.	L	2-5
1986	5/24+	Coral Gables, Fla.	W	7-5	1980	3/20	Coral Gables, Fla.	W	9-4
1988	5/29+	Coral Gables, Fla.	W	10-3	1980	3/22	Coral Gables, Fla.	W	8-1
1992	5/24+	Coral Gables, Fla.	W	17-2	1981	3/13	Coral Gables, Fla.	W	5-0
1998	5/23+	Coral Gables, Fla.	W	14-2	1981	3/14	Coral Gables, Fla.	W	6-4
2002	6/7\$	Columbia, S.C.	L	7-10	1981	3/18	Coral Gables, Fla.	W	11-5
2002	6/8\$	Columbia, S.C.	W	5-2	1981	3/21	Coral Gables, Fla.	W	7-4
2002	6/9\$	Columbia, S.C.	L	4-6	1983	3/12	Coral Gables, Fla.	W	12-3
2004	6/22#	Omaha, Neb.	L	11-15	1983	3/17	Coral Gables, Fla.	L	7-13
					1983	3/19	Coral Gables, Fla.	W	9-0
					1983	3/19	Coral Gables, Fla.	W	7-3
					1984	3/14	Coral Gables, Fla.	W	4-3
					1984	3/16	Coral Gables, Fla.	W	10-7
					1984	3/17	Coral Gables, Fla.	W	11-7
					1985	3/14	Coral Gables, Fla.	W	12-4
					1985	3/15	Coral Gables, Fla.	W	2-0
					1985	3/16	Coral Gables, Fla.	W	7-6
					1986	3/8	Coral Gables, Fla.	W	4-1
					1986	3/14	Coral Gables, Fla.	W	5-2
					1987	3/13	Coral Gables, Fla.	W	9-4
					1987	3/14	Coral Gables, Fla.	W	7-0
					1988	3/11	Coral Gables, Fla.	W	7-6
					1988	3/12	Coral Gables, Fla.	W	6-5
					1989	3/10	Coral Gables, Fla.	W	6-0
					1989	3/11	Coral Gables, Fla.	W	10-6
					1990	3/9	Coral Gables, Fla.	W	5-1
					1990	3/10	Coral Gables, Fla.	L	0-1
					1991	3/8	Coral Gables, Fla.	L	1-2
					1991	3/9	Coral Gables, Fla.	W	12-0
					1992	3/20	Coral Gables, Fla.	W	9-1
					1992	3/21	Coral Gables, Fla.	W	5-1
					1993	3/18	Coral Gables, Fla.	W	6-2
					1994	3/18	Coral Gables, Fla.	W	5-1
					1994	3/19	Coral Gables, Fla.	W	12-3
					1995	3/14	Coral Gables, Fla.	W	5-4
					1995	3/15	Coral Gables, Fla.	W	5-3

**Coral Gables:** Miami leads, 14-4

**Columbia:** Miami leads, 8-3

**Neutral Site:** Tied, 2-2

## USC

### MIAMI LEADS, 8-5

YEAR	DATE	SITE	W/L	SCORE
1974	6/12#	Omaha, Neb.	W	7-3
1974	6/15#	Omaha, Neb.	L	3-7
1978	6/2#	Omaha, Neb.	L	3-9
1981	2/6	Coral Gables, Fla.	W	7-6
1981	2/7	Coral Gables, Fla.	W	6-3
1981	2/8	Coral Gables, Fla.	W	10-9 (13)
1985	4/5	Oklahoma City, Okla.	W	11-1
1985	4/7	Oklahoma City, Okla.	W	8-6
1995	6/2#	Omaha, Neb.	W	15-10
1995	6/7#	Omaha, Neb.	L	5-7
1995	6/9#	Omaha, Neb.	L	3-7
2001	6/11#	Omaha, Neb.	W	4-3
2002	3/1	Fullerton, Calif.	L	10-11

**Coral Gables:** Miami leads, 3-0

**Neutral Site:** Tied, 5-5

## SOUTHERN ILLINOIS

### MIAMI LEADS, 46-11

YEAR	DATE	SITE	W/L	SCORE
1972	3/23	Coral Gables, Fla.	W	6-0
1972	3/26	Coral Gables, Fla.	L	1-7
1973	3/17	Coral Gables, Fla.	W	13-12
1973	3/18	Coral Gables, Fla.	W	12-1
1974	3/26	Coral Gables, Fla.	W	6-1
1974	3/29	Coral Gables, Fla.	W	6-1
1974	6/13#	Omaha, Neb.	L	3-4
1976	3/13	Coral Gables, Fla.	W	13-0
1976	3/14	Coral Gables, Fla.	W	19-3
1976	3/15	Coral Gables, Fla.	L	2-9
1976	3/16	Coral Gables, Fla.	W	9-6
1977	3/19	Coral Gables, Fla.	W	13-7
1977	3/23	Coral Gables, Fla.	L	4-7

**Coral Gables:** Miami leads, 46-10

**Neutral Site:** Southern Illinois leads, 1-0

## ST. BONAVENTURE

### TIED, 1-1

YEAR	DATE	SITE	W/L	SCORE
2004	6/4+	Coral Gables, Fla.	W	6-3
2007	3/6	Coral Gables, Fla.	L	2-5

**Coral Gables:** Tied, 1-1

# ALL-TIME SERIES HISTORY

## ST. FRANCIS BROOKLYN

### MIAMI LEADS, 5-0

YEAR	DATE	SITE	W/L	SCORE
1979	3/27	Coral Gables, Fla.	W	10-3
1979	3/28	Coral Gables, Fla.	W	15-5
1988	3/17	Coral Gables, Fla.	W	10-5
1990	2/21	Coral Gables, Fla.	W	10-2
1990	2/25	Coral Gables, Fla.	W	17-1

Coral Gables: Miami leads, 5-0

## ST. JOHN'S

### MIAMI LEADS, 3-0

YEAR	DATE	SITE	W/L	SCORE
2013	5/3	Coral Gables, Fla.	W	12-3
2013	5/4	Coral Gables, Fla.	W	4-2
2013	5/5	Coral Gables, Fla.	W	6-4

Coral Gables: Miami leads, 3-0

## ST. JOSEPH'S

### MIAMI LEADS, 19-1

YEAR	DATE	SITE	W/L	SCORE
1972	3/10	Coral Gables, Fla.	L	3-6
1972	3/11	Coral Gables, Fla.	W	7-1
1972	3/11	Coral Gables, Fla.	W	4-3
1972	3/12	Coral Gables, Fla.	W	5-2
1973	3/6	Coral Gables, Fla.	W	9-2
1973	3/7	Coral Gables, Fla.	W	4-3
1974	3/5	Coral Gables, Fla.	W	9-2
1974	3/6	Coral Gables, Fla.	W	5-2
1975	3/2	Coral Gables, Fla.	W	10-7
1975	3/2	Coral Gables, Fla.	W	4-1
1978	3/6	Coral Gables, Fla.	W	11-0
1978	3/7	Coral Gables, Fla.	W	6-4
1979	3/6	Coral Gables, Fla.	W	6-2
1979	3/9	Coral Gables, Fla.	W	8-5
1980	3/4	Coral Gables, Fla.	W	6-0
1980	3/5	Coral Gables, Fla.	W	12-4
1981	3/2	Coral Gables, Fla.	W	14-4
1981	3/3	Coral Gables, Fla.	W	11-0
1981	3/4	Coral Gables, Fla.	W	15-7
2009	3/10	Coral Gables, Fla.	W	11-6

Coral Gables: Miami leads, 19-1

## ST. LEO

### MIAMI LEADS, 10-1

YEAR	DATE	SITE	W/L	SCORE
1968	4/5	Coral Gables, Fla.	W	8-1
1968	4/6	Coral Gables, Fla.	W	1-0
1968	4/6	Coral Gables, Fla.	W	11-0
1969	4/9	Dade City, Fla.	L	10-11
1977	2/22	Coral Gables, Fla.	W	5-0
1977	2/23	Coral Gables, Fla.	W	6-5

YEAR	DATE	SITE	W/L	SCORE
1980	2/26	Coral Gables, Fla.	W	7-2
1980	2/27	Coral Gables, Fla.	W	20-2
1981	4/29	Coral Gables, Fla.	W	14-2
1981	4/30	Coral Gables, Fla.	W	8-1
1983	3/30	Coral Gables, Fla.	W	8-4

Coral Gables: Miami leads, 10-0

Neutral Site: St. Leo leads, 1-0

## SAINT MARY'S

### MIAMI LEADS, 3-0

YEAR	DATE	SITE	W/L	SCORE
2008	5/2	Coral Gables, Fla.	W	10-6
2008	5/3	Coral Gables, Fla.	W	5-0
2008	5/4	Coral Gables, Fla.	W	15-3

Coral Gables: Miami leads, 3-0

## ST. PETER'S

### MIAMI LEADS, 1-0

YEAR	DATE	SITE	W/L	SCORE
2003	3/18	Coral Gables, Fla.	W	16-2

Coral Gables: Miami leads, 1-0

## ST. THOMAS (FL)

### MIAMI LEADS, 23-2

YEAR	DATE	SITE	W/L	SCORE
1985	2/20	Coral Gables, Fla.	L	1-4
1986	3/4	Coral Gables, Fla.	L	9-10
1988	3/1	Coral Gables, Fla.	W	6-2
1989	4/18	Coral Gables, Fla.	W	9-0
1990	4/7	Coral Gables, Fla.	W	13-2
1990	4/18	Coral Gables, Fla.	W	6-2
1991	4/6	Coral Gables, Fla.	W	6-3
1991	4/17	Coral Gables, Fla.	W	4-3 (12)
1992	4/17	Coral Gables, Fla.	W	11-1
1992	4/18	Coral Gables, Fla.	W	4-3 (12)
1992	4/28	Coral Gables, Fla.	W	11-1
1993	4/16	Coral Gables, Fla.	W	7-6 (15)
1993	4/17	Coral Gables, Fla.	W	8-6
1994	4/22	Coral Gables, Fla.	W	8-6
1994	4/23	Coral Gables, Fla.	W	9-4
1996	3/27	Coral Gables, Fla.	W	8-0
1996	4/10	Coral Gables, Fla.	W	15-2
1997	4/9	Coral Gables, Fla.	W	12-2
1998	4/17	Coral Gables, Fla.	W	12-8
1998	4/18	Coral Gables, Fla.	W	22-7
2009	3/17	Coral Gables, Fla.	W	8-0
2010	4/27	Coral Gables, Fla.	W	9-6
2012	3/28	Coral Gables, Fla.	W	11-4
2013	2/26	Coral Gables, Fla.	W	5-4
2016	2/24	Coral Gables, Fla.	W	7-6 (10)

Coral Gables: Miami leads, 23-2



# ALL-TIME SERIES HISTORY

## STANFORD

### MIAMI LEADS, 5-3

YEAR	DATE	SITE	W/L	SCORE
1985	6/1#	Omaha, Neb.	W	17-3
1988	4/29	Coral Gables, Fla.	W	9-3
1988	4/30	Coral Gables, Fla.	W	7-3
1998	6/7#	Omaha, Neb.	L	1-2
1990	4/1	Minneapolis, Minn.	W	4-3
1991	5/25+	Fresno, Calif.	L	7-15
2001	6/16#	Omaha, Neb.	W	12-1
2008	6/18#	Omaha, Neb.	L	3-8

**Coral Gables:** Miami leads, 2-0

**Neutral Site:** Tied, 3-3

## STETSON

### MIAMI LEADS, 114-43

YEAR	DATE	SITE	W/L	SCORE
1947	4/24	Miami Beach, Fla.	W	4-1
1947	4/25	Miami Beach, Fla.	L	2-5
1948	4/19	DeLand, Fla.	W	14-3
1948	4/20	DeLand, Fla.	W	3-0
1948	5/11	Coral Gables, Fla.	W	3-2
1949	4/13	DeLand, Fla.	L	4-5
1949	4/14	DeLand, Fla.	L	6-8
1949	4/29	Coral Gables, Fla.	W	3-2
1949	4/30	Coral Gables, Fla.	W	9-3
1950	4/28	Coral Gables, Fla.	W	5-4
1950	4/29	Coral Gables, Fla.	W	10-7
1950	5/3	DeLand, Fla.	L	2-10
1950	5/4	DeLand, Fla.	W	13-7
1951	4/13	Coral Gables, Fla.	L	3-6
1951	4/14	Coral Gables, Fla.	L	3-7
1951	5/2	DeLand, Fla.	L	4-5
1951	5/3	DeLand, Fla.	L	8-13
1952	4/18	Coral Gables, Fla.	W	6-5
1952	4/19	Coral Gables, Fla.	L	4-5
1952	4/23	DeLand, Fla.	L	2-4
1952	4/24	DeLand, Fla.	L	4-6
1953	3/30	Coral Gables, Fla.	W	18-17
1953	3/31	Coral Gables, Fla.	L	0-6
1953	4/22	DeLand Fla.	L	4-11
1953	4/23	DeLand, Fla.	W	12-0
1954	4/16	Coral Gables, Fla.	W	5-1
1954	4/17	Coral Gables, Fla.	L	3-2
1954	4/30	DeLand, Fla.	L	2-10
1954	5/1	DeLand, Fla.	L	6-8
1955	4/8	Coral Gables, Fla.	W	6-0
1955	4/20	DeLand, Fla.	L	8-20
1955	4/21	DeLand, Fla.	W	10-6
1956	4/13	Coral Gables, Fla.	W	8-7 (12)
1956	4/14	Coral Gables, Fla.	W	4-3
1956	4/26	DeLand, Fla.	W	3-2
1956	4/26	DeLand, Fla.	W	2-0
1957	3/13	DeLand, Fla.	L	0-6
1957	3/14	DeLand, Fla.	W	5-4
1957	5/10	Coral Gables, Fla.	L	6-11
1957	5/11	Coral Gables, Fla.	W	9-7
1958	3/12	DeLand, Fla.	L	5-7

YEAR	DATE	SITE	W/L	SCORE
1958	5/9	Coral Gables, Fla.	W	3-0
1958	5/10	Coral Gables, Fla.	L	1-9
1959	5/8	Coral Gables, Fla.	W	10-3
1959	5/9	Coral Gables, Fla.	W	1-0 (10)
1960	4/11	DeLand, Fla.	W	5-0
1960	4/12	DeLand, Fla.	L	3-6
1960	5/6	Coral Gables, Fla.	W	6-0
1960	5/7	Coral Gables, Fla.	W	8-1
1961	4/14	DeLand, Fla.	L	1-6
1961	4/15	DeLand, Fla.	L	5-6
1961	5/5	Coral Gables, Fla.	W	3-2
1961	5/6	Coral Gables, Fla.	W	4-1
1962	4/13	DeLand, Fla.	W	14-7
1962	4/13	DeLand, Fla.	W	12-8
1962	4/14	DeLand, Fla.	W	7-2
1963	4/19	Coral Gables, Fla.	W	11-2
1963	4/20	Coral Gables, Fla.	W	1-0
1963	4/20	Coral Gables, Fla.	W	7-0
1964	4/24	DeLand, Fla.	W	12-4
1964	4/25	DeLand, Fla.	W	4-1
1964	4/25	DeLand, Fla.	W	13-4
1965	5/7	Coral Gables, Fla.	W	15-1
1965	5/8	Coral Gables, Fla.	W	3-2
1965	5/8	Coral Gables, Fla.	L	6-8
1967	5/8	DeLand, Fla.	W	9-0
1967	5/9	DeLand, Fla.	W	10-5
1968	5/10	Coral Gables, Fla.	W	2-1
1969	4/28	DeLand, Fla.	W	14-9
1969	4/29	DeLand, Fla.	L	5-6 (10)
1970	4/17	Coral Gables, Fla.	W	3-2
1970	4/18	Coral Gables, Fla.	W	3-2
1971	5/10	DeLand, Fla.	L	0-2
1971	5/11	DeLand, Fla.	W	4-3
1972	5/5	Coral Gables, Fla.	W	2-1
1972	5/6	Coral Gables, Fla.	W	7-0
1973	3/9	DeLand, Fla.	W	7-0
1973	3/10	DeLand, Fla.	W	4-0
1973	3/10	DeLand, Fla.	L	2-4
1974	5/10	Coral Gables, Fla.	L	7-9
1974	5/11	Coral Gables, Fla.	W	4-3
1975	3/4	DeLand, Fla.	W	12-5
1975	3/5	DeLand, Fla.	W	5-2
1976	4/30	Coral Gables, Fla.	W	14-1
1976	5/1	Coral Gables, Fla.	W	6-5 (12)
1977	2/18	DeLand, Fla.	L	6-7
1977	2/19	DeLand, Fla.	W	6-0
1978	4/28	Coral Gables, Fla.	W	10-2
1978	4/29	Coral Gables, Fla.	W	5-4 (10)
1979	4/20	DeLand, Fla.	W	12-3
1979	4/20	DeLand, Fla.	W	4-0
1979	4/21	DeLand, Fla.	W	14-10
1980	4/25	Coral Gables, Fla.	W	17-6
1980	4/26	Coral Gables, Fla.	W	11-4
1980	4/27	Coral Gables, Fla.	W	3-2 (10)
1981	4/8	DeLand, Fla.	W	6-5
1981	4/8	DeLand, Fla.	W	5-3
1981	4/9	DeLand, Fla.	L	3-9
1982	4/8	Coral Gables, Fla.	W	3-2
1982	4/9	Coral Gables, Fla.	W	14-7
1982	4/10	Coral Gables, Fla.	L	2-4
1982	5/29+	Coral Gables, Fla.	W	18-2
1982	5/30+	Coral Gables, Fla.	W	15-3

# ALL-TIME SERIES HISTORY

YEAR	DATE	SITE	W/L	SCORE
1983	4/5	DeLand, Fla.	L	4-5
1983	4/5	DeLand, Fla.	W	15-8
1983	4/6	DeLand, Fla.	W	14-6
1983	4/22	Coral Gables, Fla.	W	4-1
1983	4/23	Coral Gables, Fla.	W	12-9
1984	4/26	Coral Gables, Fla.	W	7-3
1984	4/27	Coral Gables, Fla.	W	11-1
1984	4/28	Coral Gables, Fla.	W	5-4
1984	5/26+	Tallahassee, Fla.	W	13-8
1985	4/29	DeLand, Fla.	W	12-10
1985	4/30	DeLand, Fla.	L	2-3
1985	4/30	DeLand, Fla.	W	4-3
1986	4/24	Coral Gables, Fla.	W	17-6
1986	4/25	Coral Gables, Fla.	W	12-4
1986	4/26	Coral Gables, Fla.	W	9-1
1987	3/31	DeLand, Fla.	W	8-2
1987	4/1	DeLand, Fla.	W	6-4
1988	5/20	Coral Gables, Fla.	W	6-4
1989	3/28	Coral Gables, Fla.	W	5-3
1989	3/29	Coral Gables, Fla.	L	8-9 (10)
1990	3/5	DeLand, Fla.	W	4-1
1990	3/6	DeLand, Fla.	W	5-4 (11)
1990	5/25+	Coral Gables, Fla.	W	4-3
1991	2/15	Coral Gables, Fla.	W	8-1
1991	2/16	Coral Gables, Fla.	W	2-0
1992	2/28	Coral Gables, Fla.	L	5-8
1992	2/29	Coral Gables, Fla.	W	7-2
1992	3/1	Coral Gables, Fla.	W	7-5
1993	3/1	DeLand, Fla.	W	6-4
1993	3/2	DeLand, Fla.	W	19-3
1994	2/11	Coral Gables, Fla.	W	6-4
1994	2/12	Coral Gables, Fla.	L	4-7
1994	2/13	Coral Gables, Fla.	L	3-5
1995	4/21	Coral Gables, Fla.	L	3-10
1995	4/22	Coral Gables, Fla.	W	14-7
1995	4/23	DeLand, Fla.	L	2-3
1996	4/26	Coral Gables, Fla.	W	20-7
1996	4/27	Coral Gables, Fla.	W	7-6
1996	4/28	Coral Gables, Fla.	W	9-4
1997	2/7	Coral Gables, Fla.	L	6-10
1997	2/8	Coral Gables, Fla.	W	7-0
1997	2/9	Coral Gables, Fla.	W	11-4
1997	2/17	DeLand, Fla.	L	10-11
1999	1/29	Coral Gables, Fla.	W	12-1
1999	1/30	Coral Gables, Fla.	W	4-3 (10)
2001	5/27+	Coral Gables, Fla.	W	16-8
2007	4/25	Coral Gables, Fla.	W	7-3
2012	4/18	Coral Gables, Fla.	W	3-2
2013	4/10	Coral Gables, Fla.	W	8-2
2014	3/12	DeLand, Fla.	L	3-7
2015	3/11	Coral Gables, Fla.	W	7-0
2016	3/9	Coral Gables, Fla.	W	4-2
2016	6/3+	Coral Gables, Fla.	W	4-2

**Coral Gables:** Miami leads, 73-16

**DeLand:** Miami leads, 39-26

**Neutral Site:** Miami leads, 2-1

## STONY BROOK

### TIED, 1-1

YEAR	DATE	SITE	W/L	SCORE
2003	3/19	Coral Gables, Fla.	W	9-8
2012	6/1+	Coral Gables, Fla.	L	2-10

**Coral Gables:** Tied, 1-1

## TAMPA

### MIAMI LEADS, 67-9

YEAR	DATE	SITE	W/L	SCORE
1940			L	5-7
1947	4/18	Coral Gables, Fla.	W	3-1
1947	5/16	Coral Gables, Fla.	W	9-2
1948	4/22	Tampa, Fla.	L	0-1 (10)
1948	5/21	Coral Gables, Fla.	W	7-0
1948	5/22	Coral Gables, Fla.	W	10-7
1949	4/22	Coral Gables, Fla.	W	3-2
1949	4/23	Coral Gables, Fla.	W	14-3
1952	5/16	Coral Gables, Fla.	W	9-4
1952	5/17	Coral Gables, Fla.	W	13-6
1957	5/3	Coral Gables, Fla.	W	7-6
1958	4/16	Tampa, Fla.	L	3-4
1958	4/17	Tampa, Fla.	L	1-3
1958	4/25	Coral Gables, Fla.	W	5-2
1958	4/26	Coral Gables, Fla.	W	4-1
1959	4/20	Tampa, Fla.	L	3-5
1959	4/21	Tampa, Fla.	L	1-5
1960	4/22	Coral Gables, Fla.	W	5-2
1960	5/12	Tampa, Fla.	W	3-1
1961	4/10	Tampa, Fla.	W	5-2 (12)
1961	4/10	Tampa, Fla.	W	4-2
1962	5/1	Tampa, Fla.	W	8-7 (12)
1962	5/2	Tampa, Fla.	W	7-6
1962	5/2	Tampa, Fla.	W	5-0
1963	4/5	Coral Gables, Fla.	W	4-3
1963	4/6	Coral Gables, Fla.	W	7-5
1963	4/6	Coral Gables, Fla.	L	2-3
1964	4/10	Tampa, Fla.	W	10-0
1964	4/11	Tampa, Fla.	W	9-6
1964	4/11	Tampa, Fla.	W	5-4
1965	4/26	Coral Gables, Fla.	W	3-2
1965	4/26	Coral Gables, Fla.	W	4-2
1965	4/27	Coral Gables, Fla.	W	5-1
1966	5/2	Coral Gables, Fla.	W	1-0
1966	5/3	Coral Gables, Fla.	W	5-2
1967	5/1	Coral Gables, Fla.	W	5-0
1967	5/2	Coral Gables, Fla.	W	10-0
1968	5/6	Coral Gables, Fla.	W	8-3
1968	5/7	Coral Gables, Fla.	W	1-0
1969	5/9	Coral Gables, Fla.	W	13-0
1969	5/10	Coral Gables, Fla.	W	1-0 (11)
1970	3/13	Coral Gables, Fla.	W	1-0
1970	3/14	Coral Gables, Fla.	W	2-1
1971	4/30	Coral Gables, Fla.	W	13-0 (7)
1971	5/1	Coral Gables, Fla.	W	11-8
1972	4/21	Coral Gables, Fla.	W	3-2
1972	4/22	Coral Gables, Fla.	W	3-2
1973	4/27	Coral Gables, Fla.	W	3-2

# ALL-TIME SERIES HISTORY

YEAR	DATE	SITE	W/L	SCORE
1973	4/28	Coral Gables, Fla.	W	20-1
1974	4/26	Coral Gables, Fla.	W	7-2
1974	4/27	Coral Gables, Fla.	W	11-1
1975	4/13	Coral Gables, Fla.	W	12-1
1975	4/15	Coral Gables, Fla.	W	6-5
1976	2/27	Coral Gables, Fla.	W	4-1
1976	2/28	Coral Gables, Fla.	W	4-0
1976	3/4	Tampa, Fla.	W	3-1
1977	4/7	Coral Gables, Fla.	W	10-1
1978	4/8	Coral Gables, Fla.	W	5-4
1978	4/8	Coral Gables, Fla.	W	9-2
1985	2/27	Coral Gables, Fla.	W	17-4
1986	5/6	Coral Gables, Fla.	W	8-7 (10)
1987	2/17	Coral Gables, Fla.	L	1-5
1988	4/26	Coral Gables, Fla.	W	8-5
1989	5/9	Coral Gables, Fla.	L	12-13
1990	4/25	Coral Gables, Fla.	W	2-1 (10)
1991	2/12	Coral Gables, Fla.	W	6-1
1992	5/12	Coral Gables, Fla.	W	5-1
1992	5/13	Coral Gables, Fla.	W	12-11
1993	4/30	Coral Gables, Fla.	W	6-2
1993	5/1	Coral Gables, Fla.	W	11-3
1994	5/7	Coral Gables, Fla.	W	10-4
1994	5/8	Coral Gables, Fla.	W	3-0
1995	3/31	Coral Gables, Fla.	W	19-7
1995	4/1	Coral Gables, Fla.	W	7-5
1996	4/20	Coral Gables, Fla.	W	5-3
1996	4/21	Coral Gables, Fla.	W	2-1

**Coral Gables:** Miami leads, 57-3

**Tampa:** Miami leads, 10-5

## TENNESSEE

### MIAMI LEADS, 13-6

YEAR	DATE	SITE	W/L	SCORE
1989	2/17	Coral Gables, Fla.	W	4-1
1989	2/18	Coral Gables, Fla.	L	5-6 (11)
1994	2/4	Coral Gables, Fla.	W	6-0
1994	2/5	Coral Gables, Fla.	W	3-1
1994	2/6	Coral Gables, Fla.	W	1-0
1996	4/16	Knoxville, Tenn.	L	1-12
1996	4/17	Knoxville, Tenn.	L	2-4
1996	4/18	Knoxville, Tenn.	L	1-15
2001	6/9#	Omaha, Neb.	W	21-13
2001	6/14#	Omaha, Neb.	W	12-6
2002	2/1	Coral Gables, Fla.	W	5-4
2002	2/2	Coral Gables, Fla.	L	4-7
2002	2/3	Coral Gables, Fla.	W	9-4
2003	3/7	Knoxville, Tenn.	W	5-2
2003	3/8	Knoxville, Tenn.	W	8-4
2003	3/9	Knoxville, Tenn.	W	10-4
2004	2/20	Coral Gables, Fla.	W	8-7
2004	2/21	Coral Gables, Fla.	L	11-14
2004	2/22	Coral Gables, Fla.	W	14-3

**Coral Gables:** Miami leads, 8-3

**Knoxville:** Tied, 3-3

**Neutral Site:** Miami leads, 2-0

## TEXAS

### TEXAS LEADS, 21-19

YEAR	DATE	SITE	W/L	SCORE
1976	5/30+	Arlington, Texas	L	0-5
1981	6/4#	Omaha, Neb.	L	4-5
1982	6/10#	Omaha, Neb.	W	2-1
1985	6/5#	Omaha, Neb.	L	4-8
1985	6/9#	Omaha, Neb.	W	2-1
1985	6/11#	Omaha, Neb.	W	10-6
1986	2/8	Coral Gables, Fla.	W	5-3
1986	2/9	Coral Gables, Fla.	W	10-7
1987	2/8	Austin, Texas	L	6-16
1987	2/9	Austin, Texas	L	7-8
1988	2/27	Coral Gables, Fla.	L	5-8
1988	2/28	Coral Gables, Fla.	W	3-2
1989	2/25	Austin, Texas	W	6-5
1989	2/26	Austin, Texas	L	2-5
1989	2/27	Austin, Texas	L	5-6
1989	6/5#	Omaha, Neb.	L	2-12
1990	2/16	Coral Gables, Fla.	W	6-5
1990	2/17	Coral Gables, Fla.	W	7-1
1990	2/18	Coral Gables, Fla.	W	7-6
1991	2/8	Austin, Texas	L	2-6
1991	2/9	Austin, Texas	L	5-7
1991	2/10	Austin, Texas	W	6-5
1992	5/1	Coral Gables, Fla.	W	6-1
1992	5/2	Coral Gables, Fla.	W	3-2
1992	5/3	Coral Gables, Fla.	L	3-10
1993	2/5	Austin, Texas	L	6-17
1993	2/6	Austin, Texas	L	6-7
1993	2/7	Austin, Texas	L	11-12 (10)
1996	5/25+	Austin, Texas	W	9-7
1997	3/1	Austin, Texas	L	3-4
1997	3/2	Austin, Texas	L	3-22
1997	3/3	Austin, Texas	L	12-13
1998	2/27	Coral Gables, Fla.	W	5-4
1998	2/28	Coral Gables, Fla.	W	9-5
1998	3/1	Coral Gables, Fla.	L	7-8
1999	2/26	Coral Gables, Fla.	W	7-1
1999	2/27	Coral Gables, Fla.	W	6-4
1999	2/28	Coral Gables, Fla.	W	14-11
2003	6/14#	Omaha, Neb.	L	2-13
2003	6/17#	Omaha, Neb.	L	1-5

**Coral Gables:** Miami leads, 13-3

**Austin:** Texas leads, 12-3

**Neutral Site:** Texas leads, 6-3

## TEXAS A&M

### MIAMI LEADS, 8-3

YEAR	DATE	SITE	W/L	SCORE
1979	3/14	Coral Gables, Fla.	W	3-1
1979	3/17	Coral Gables, Fla.	L	3-4 (12)
1980	4/11	College Station, Texas	W	8-1
1980	4/12	College Station, Texas	W	4-1 (7)
1983	3/11	Coral Gables, Fla.	W	5-1
1983	3/14	Coral Gables, Fla.	W	16-4
1995	5/29+	Coral Gables, Fla.	L	0-4
1995	5/29+	Coral Gables, Fla.	W	5-2

## ALL-TIME SERIES HISTORY

YEAR	DATE	SITE	W/L	SCORE
2010	6/5+	Coral Gables, Fla.	W	14-1
2010	6/6+	Coral Gables, Fla.	L	7-11
2010	6/7+	Coral Gables, Fla.	W	10-3

**Coral Gables:** Miami leads, 6-3

**College Station:** Miami leads, 2-0

## TEXAS TECH

### TIED, 2-2

YEAR	DATE	SITE	W/L	SCORE
1998	5/23+	Coral Gables, Fla.	W	13-0
2014	5/31+	Coral Gables, Fla.	L	0-3
2014	6/1+	Coral Gables, Fla.	W	2-1 (10)
2014	6/2+	Coral Gables, Fla.	L	0-4

**Coral Gables:** Tied, 2-2

## THE CITADEL

### TIED, 3-3

YEAR	DATE	SITE	W/L	SCORE
1979	5/18+	Coral Gables, Fla.	W	3-1 (16)
1990	5/28+	Coral Gables, Fla.	L	2-6
1990	5/29+	Coral Gables, Fla.	L	1-4
2003	2/28	Coral Gables, Fla.	L	7-8
2003	3/1	Coral Gables, Fla.	W	6-1
2003	3/2	Coral Gables, Fla.	W	14-6

**Coral Gables:** Tied, 3-3

## TOLEDO

### MIAMI LEADS, 1-0

YEAR	DATE	SITE	W/L	SCORE
1997	3/22	Coral Gables, Fla.	W	22-3

**Coral Gables:** Miami leads, 1-0

## TOWSON

### MIAMI LEADS, 1-0

YEAR	DATE	SITE	W/L	SCORE
1988	5/25+	Coral Gables, Fla.	W	4-0

**Coral Gables:** Miami leads, 1-0

## TROY

### MIAMI LEADS, 1-0

YEAR	DATE	SITE	W/L	SCORE
1978	4/15	Atlanta, Ga.	W	12-4

**Neutral Site:** Miami leads, 1-0

## TULANE

### MIAMI LEADS, 9-8

YEAR	DATE	SITE	W/L	SCORE
1970	4/19	Coral Gables, Fla.	L	7-9 (7)
1970	4/19	Coral Gables, Fla.	W	1-0 (7)
1970	4/20	Coral Gables, Fla.	W	6-2
1971	4/17	Coral Gables, Fla.	W	4-0
1971	4/17	Coral Gables, Fla.	L	3-4
1971	4/18	Coral Gables, Fla.	W	7-5
1972	4/8	New Orleans, La.	L	6-7
1972	4/9	New Orleans, La.	L	1-3
1995	4/18	Coral Gables, Fla.	W	3-2
1995	4/19	Coral Gables, Fla.	W	9-8
1995	4/20	Coral Gables, Fla.	W	2-1
1977	3/11	New Orleans, La.	W	11-6
1984	3/24	Coral Gables, Fla.	L	4-9
1987	2/22	New Orleans, La.	L	3-4 (11)
1988	4/15	Coral Gables, Fla.	W	8-2
1988	4/16	Coral Gables, Fla.	L	1-4
1991	3/3	New Orleans, La.	L	2-5

**Coral Gables:** Miami leads, 8-4

**New Orleans:** Tulane leads, 4-1

## UCF

### MIAMI LEADS, 21-5

YEAR	DATE	SITE	W/L	SCORE
1985	5/11	Coral Gables, Fla.	L	6-7
1985	5/12	Coral Gables, Fla.	W	18-5
1985	5/12	Coral Gables, Fla.	W	28-5
1989	2/5	Coral Gables, Fla.	W	4-1
1989	2/6	Coral Gables, Fla.	W	5-1
1989	2/7	Coral Gables, Fla.	W	15-0
1989	5/27+	Gainesville, Fla.	W	10-1
1990	2/11	Orlando, Fla.	W	4-2
1990	5/18	Coral Gables, Fla.	W	4-3
1990	5/19	Coral Gables, Fla.	W	9-0
1993	3/31	Coral Gables, Fla.	W	11-2
1995	2/11	Kissimmee, Fla.	W	6-0
1995	2/12	Kissimmee, Fla.	W	5-4
1995	4/26	Coral Gables, Fla.	W	20-4
1995	4/27	Coral Gables, Fla.	L	5-11
2010	3/9	Orlando, Fla.	W	19-2
2010	3/23	Coral Gables, Fla.	L	3-6
2011	3/22	Coral Gables, Fla.	W	4-1
2012	3/14	Orlando, Fla.	W	3-2
2012	4/4	Coral Gables, Fla.	L	1-4
2013	3/6	Coral Gables, Fla.	W	5-0
2014	3/18	Coral Gables, Fla.	L	2-9
2014	4/9	Orlando, Fla.	W	6-5
2015	4/15	Coral Gables, Fla.	W	4-2
2016	3/16	Orlando, Fla.	W	5-2
2016	4/13	Coral Gables, Fla.	W	8-4

**Coral Gables:** Miami leads, 13-5

**Orlando/Kissimmee:** Miami leads, 7-0

**Neutral Site:** Miami leads, 1-0



# ALL-TIME SERIES HISTORY

## UCLA

### MIAMI LEADS, 13-1

YEAR	DATE	SITE	W/L	SCORE
1984	2/10	Coral Gables, Fla.	W	6-5
1984	2/11	Coral Gables, Fla.	W	7-6
1984	2/12	Coral Gables, Fla.	W	7-6
1996	5/26+	Austin, Texas	W	8-4
1997	5/31#	Omaha, Neb.	W	7-3
2002	3/23	Coral Gables, Fla.	W	8-7
2002	3/24	Coral Gables, Fla.	W	8-2
2002	3/25	Coral Gables, Fla.	W	5-1
2006	2/10	Los Angeles, Calif.	W	3-1
2006	2/11	Los Angeles, Calif.	L	4-7
2006	2/12	Los Angeles, Calif.	W	5-2
2007	2/9	Coral Gables, Fla.	W	1-0
2007	2/10	Coral Gables, Fla.	W	9-8
2007	2/11	Coral Gables, Fla.	W	7-3

**Coral Gables:** Miami leads, 9-0

**Los Angeles:** Miami leads, 2-1

**Neutral Site:** Miami leads, 2-0

## UCSB

### UCSB LEADS, 1-0

YEAR	DATE	SITE	W/L	SCORE
2016	6/20#	Omaha, Neb.	L	3-5

**Neutral Site:** UCSB leads, 1-0

## USF

### MIAMI LEADS, 83-29

YEAR	DATE	SITE	W/L	SCORE
1967	4/25	Coral Gables, Fla.	W	11-0
1967	4/26	Coral Gables, Fla.	L	8-9
1968	4/27	Coral Gables, Fla.	W	7-3
1968	4/27	Coral Gables, Fla.	L	1-12
1969	4/18	Tampa, Fla.	W	9-5 (10)
1969	4/19	Tampa, Fla.	W	15-7
1970	4/6	Coral Gables, Fla.	W	2-0
1970	4/7	Coral Gables, Fla.	W	11-2
1971	4/23	Tampa, Fla.	W	6-3
1971	4/24	Tampa, Fla.	W	4-1
1972	4/14	Coral Gables, Fla.	W	22-4
1972	4/15	Coral Gables, Fla.	L	1-5
1974	5/3	Tampa, Fla.	W	20-2
1974	5/4	Tampa, Fla.	W	9-7
1975	4/11	Coral Gables, Fla.	W	6-2
1975	4/12	Coral Gables, Fla.	W	6-2
1976	3/5	Tampa, Fla.	W	1-0
1976	3/6	Tampa, Fla.	L	0-3
1977	4/15	Coral Gables, Fla.	W	17-10
1977	4/16	Coral Gables, Fla.	W	15-4
1978	4/9	Coral Gables, Fla.	L	1-2
1978	4/21	Tampa, Fla.	L	2-3
1978	4/22	Tampa, Fla.	W	3-1
1979	4/6	Tampa, Fla.	L	3-9
1979	4/27	Tampa, Fla.	W	3-2

YEAR	DATE	SITE	W/L	SCORE
1979	4/27	Coral Gables, Fla.	W	10-3
1979	4/28	Coral Gables, Fla.	W	14-7
1980	3/7	Tampa, Fla.	W	4-3
1980	3/8	Tampa, Fla.	W	8-0
1980	4/18	Coral Gables, Fla.	W	6-4
1981	2/28	Coral Gables, Fla.	W	13-2
1981	3/1	Coral Gables, Fla.	W	9-2
1981	3/1	Coral Gables, Fla.	W	17-3
1981	4/11	Tampa, Fla.	L	3-4
1981	4/11	Tampa, Fla.	W	6-5
1981	4/12	Tampa, Fla.	W	7-2
1982	3/6	Tampa, Fla.	W	14-6
1982	4/2	Coral Gables, Fla.	W	5-4
1982	4/3	Coral Gables, Fla.	W	15-5
1982	5/29+	Coral Gables, Fla.	W	9-4
1983	1-0	Tampa, Fla.	W	6-1
1983	3/5	Tampa, Fla.	W	2-1
1983	3/6	Tampa, Fla.	W	11-5
1983	3/25	Coral Gables, Fla.	W	10-7
1983	3/26	Coral Gables, Fla.	W	8-2
1983	3/27	Coral Gables, Fla.	W	6-5
1984	2/5	Coral Gables, Fla.	L	4-6
1984	3/6	Tampa, Fla.	L	7-8
1984	3/6	Tampa, Fla.	L	1-2
1984	3/7	Tampa, Fla.	L	11-18
1984	3/30	Coral Gables, Fla.	W	11-2
1984	3/31	Coral Gables, Fla.	W	20-3
1984	4/1	Coral Gables, Fla.	L	13-16
1985	2/5	Tampa, Fla.	L	3-4
1985	5/17	Coral Gables, Fla.	W	9-0
1985	5/18	Coral Gables, Fla.	L	1-2
1985	5/19	Coral Gables, Fla.	W	8-3
1986	2/11	Tampa, Fla.	L	2-7
1986	2/12	Tampa, Fla.	W	6-5
1986	2/21	Coral Gables, Fla.	L	4-12
1986	2/22	Coral Gables, Fla.	W	24-2
1987	2/13	Coral Gables, Fla.	L	2-4
1987	2/14	Coral Gables, Fla.	W	10-8
1987	3/3	Tampa, Fla.	W	4-2
1987	3/4	Tampa, Fla.	L	3-7
1988	2/12	Coral Gables, Fla.	W	1-0
1988	2/13	Coral Gables, Fla.	W	4-3
1988	4/18	Tampa, Fla.	W	11-4
1988	4/19	Tampa, Fla.	L	8-11
1989	2/10	Coral Gables, Fla.	W	1-0 (12)
1989	2/11	Coral Gables, Fla.	W	9-5
1990	2/9	Tampa, Fla.	W	7-4
1990	2/10	Tampa, Fla.	L	3-4
1990	5/27+	Coral Gables, Fla.	W	5-2
1991	2/19	Coral Gables, Fla.	W	6-1
1991	2/20	Coral Gables, Fla.	W	4-3
1992	3/31	Tampa, Fla.	W	15-3
1992	4/1	Tampa, Fla.	W	8-7
1993	5/11	Coral Gables, Fla.	L	3-5
1993	5/12	Coral Gables, Fla.	W	11-6
1995	2/25	Tampa, Fla.	W	4-3
1995	2/26	Tampa, Fla.	W	4-3
1995	5/27+	Coral Gables, Fla.	W	11-10
1996	5/3	Coral Gables, Fla.	W	3-2
1996	5/4	Coral Gables, Fla.	W	9-5
1996	5/5	Coral Gables, Fla.	L	4-10
1997	3/24	Tampa, Fla.	W	13-2

HISTORY & RECORDS

## ALL-TIME SERIES HISTORY

YEAR	DATE	SITE	W/L	SCORE
1997	3/25	Tampa, Fla.	L	2-11
1998	1/30	Coral Gables, Fla.	W	8-5
1998	1/31	Coral Gables, Fla.	W	10-3
1998	2/1	Coral Gables, Fla.	L	2-15
1999	3/16	Tampa, Fla.	W	8-5
1999	3/17	Tampa, Fla.	W	9-4
2000	2/18	Coral Gables, Fla.	W	8-3
2000	2/29	Coral Gables, Fla.	W	6-0
2000	2/20	Coral Gables, Fla.	W	3-2
2001	3/13	Tampa, Fla.	W	8-2
2001	3/14	Tampa, Fla.	W	13-9
2002	3/8	Coral Gables, Fla.	L	6-7
2002	3/9	Coral Gables, Fla.	L	7-13
2002	3/10	Coral Gables, Fla.	W	8-5
2003	3/11	Coral Gables, Fla.	W	3-2
2003	3/12	Coral Gables, Fla.	W	6-4
2004	3/16	Tampa, Fla.	L	2-7
2004	3/17	Tampa, Fla.	W	17-3
2005	2/11	Coral Gables, Fla.	W	11-9
2005	2/12	Coral Gables, Fla.	W	7-5
2005	2/13	Coral Gables, Fla.	W	9-4
2010	3/2	Tampa, Fla.	W	15-2
2010	4/28	Coral Gables, Fla.	W	14-7
2011	3/1	Tampa, Fla.	L	2-4
2011	4/27	Coral Gables, Fla.	W	14-5

**Coral Gables:** Miami leads, 51-14

**Tampa:** Miami leads, 32-15

## UNION

### MIAMI LEADS, 3-0

YEAR	DATE	SITE	W/L	SCORE
1971	3/8	Coral Gables, Fla.	W	8-0
1971	3/8	Coral Gables, Fla.	W	5-0
1971	3/9	Coral Gables, Fla.	W	4-1

**Coral Gables:** Miami leads, 3-0

## VANDERBILT

### MIAMI LEADS, 2-0

YEAR	DATE	SITE	W/L	SCORE
1973	5/28+	Starkville, Miss.	W	6-5
1974	5/24+	Starkville, Miss.	W	7-1

**Neutral Site:** Miami leads, 2-0

## VERMONT

### MIAMI LEADS, 1-0

YEAR	DATE	SITE	W/L	SCORE
1998	3/17	Coral Gables, Fla.	W	15-1

**Coral Gables:** Miami leads, 1-0

## VILLANOVA

### MIAMI LEADS, 6-0

YEAR	DATE	SITE	W/L	SCORE
1989	5/25+	Gainesville, Fla.	W	3-1
1989	5/28+	Gainesville, Fla.	W	4-1
1992	3/3	Coral Gables, Fla.	W	12-2
2000	2/25	Coral Gables, Fla.	W	13-8
2014	3/4	Coral Gables, Fla.	W	17-0
2014	3/5	Coral Gables, Fla.	W	7-2

**Coral Gables:** Miami leads, 4-0

**Neutral Site:** Miami leads, 2-0

## VIRGINIA

### VIRGINIA LEADS, 26-24

YEAR	DATE	SITE	W/L	SCORE
1985	5/26+	Coral Gables, Fla.	W	11-6
2001	4/27	Coral Gables, Fla.	L	0-5
2001	4/28	Coral Gables, Fla.	W	5-1
2001	4/29	Coral Gables, Fla.	W	12-6
2003	4/11	Charlottesville, Va.	W	6-1
2003	4/12	Charlottesville, Va.	W	10-4
2003	4/13	Charlottesville, Va.	L	2-17
2004	4/23	Coral Gables, Fla.	W	8-0
2004	4/24	Coral Gables, Fla.	W	22-3
2004	4/25	Coral Gables, Fla.	L	3-4
2005	5/13	Charlottesville, Va.	W	7-6
2005	5/14	Charlottesville, Va.	W	1-0
2005	5/15	Charlottesville, Va.	L	3-4
2006	4/21	Coral Gables, Fla.	L	2-8
2006	4/22	Coral Gables, Fla.	L	7-15
2006	4/23	Coral Gables, Fla.	W	9-8 (10)
2007	3/23	Charlottesville, Va.	L	1-4
2007	3/24	Charlottesville, Va.	L	0-3
2007	3/25	Charlottesville, Va.	W	4-2
2008	4/25	Coral Gables, Fla.	W	1-0
2008	4/26	Coral Gables, Fla.	W	4-3 (10)
2008	4/27	Coral Gables, Fla.	W	10-0
2008	5/25%	Jacksonville, Fla.	W	8-4
2009	3/20	Charlottesville, Va.	L	4-9
2009	3/21	Charlottesville, Va.	W	4-3
2009	3/22	Charlottesville, Va.	W	7-5 (8)
2010	5/20	Coral Gables, Fla.	W	5-4 (11)
2010	5/21	Coral Gables, Fla.	L	1-3
2010	5/22	Coral Gables, Fla.	L	4-7
2010	5/29%	Greensboro, N.C.	L	8-12
2011	5/13	Charlottesville, Va.	W	6-2
2011	5/14	Charlottesville, Va.	L	2-3
2011	5/15	Charlottesville, Va.	L	4-5
2011	5/27%	Durham, N.C.	L	4-6
2012	4/28	Coral Gables, Fla.	L	3-7
2012	4/29	Coral Gables, Fla.	L	4-7
2012	4/30	Coral Gables, Fla.	L	4-7
2013	3/29	Charlottesville, Va.	L	4-15
2013	3/30	Charlottesville, Va.	L	1-8
2013	3/31	Charlottesville, Va.	W	4-3
2014	3/22	Coral Gables, Fla.	W	7-1
2014	3/23	Coral Gables, Fla.	L	3-8 (11)
2014	3/24	Coral Gables, Fla.	L	3-5

# ALL-TIME SERIES HISTORY

YEAR	DATE	SITE	W/L	SCORE
2015	4/17	Charlottesville, Va.	L	4-5
2015	4/18	Charlottesville, Va.	L	2-5
2015	4/19	Charlottesville, Va.	W	8-6
2015	5/20%	Durham, N.C.	W	9-5
2016	4/22	Coral Gables, Fla.	L	5-6
2016	4/23	Coral Gables, Fla.	W	9-2
2016	4/24	Coral Gables, Fla.	L	3-7

**Coral Gables:** Virginia leads, 13-12  
**Charlottesville:** Virginia leads, 11-10  
**Neutral Site:** Series tied, 2-2

## VCU

### MIAMI LEADS, 3-0

YEAR	DATE	SITE	W/L	SCORE
2005	6/3+	Coral Gables, Fla.	W	6-2
2015	6/5\$	Coral Gables, Fla.	W	3-2
2015	6/6\$	Coral Gables, Fla.	W	10-3

**Coral Gables:** Miami leads, 3-0

## VIRGINIA TECH

### MIAMI LEADS, 28-8

YEAR	DATE	SITE	W/L	SCORE
2005	4/8	Blacksburg, Va.	W	7-3
2005	4/9	Salem, Va.	W	20-5
2005	4/10	Salem, Va.	W	9-5
2006	3/10	Coral Gables, Fla.	W	14-3
2006	3/11	Coral Gables, Fla.	W	12-3
2006	3/12	Coral Gables, Fla.	W	10-4
2007	4/20	Blacksburg, Va.	W	11-9
2007	4/21	Blacksburg, Va.	W	4-3
2007	4/22	Blacksburg, Va.	W	9-5
2008	5/9	Blacksburg, Va.	W	12-1
2008	5/10	Blacksburg, Va.	L	6-7
2008	5/10	Blacksburg, Va.	W	9-2
2009	4/24	Coral Gables, Fla.	W	4-1
2009	4/25	Coral Gables, Fla.	L	4-7
2009	4/26	Coral Gables, Fla.	W	11-3
2010	4/9	Blacksburg, Va.	L	7-9
2010	4/10	Blacksburg, Va.	W	9-2
2010	4/11	Blacksburg, Va.	L	2-4
2011	3/11	Coral Gables, Fla.	W	3-1
2011	3/12	Coral Gables, Fla.	W	2-1
2011	3/13	Coral Gables, Fla.	W	11-1
2012	4/13	Blacksburg, Va.	W	6-4
2012	4/14	Blacksburg, Va.	L	4-5
2012	4/15	Blacksburg, Va.	L	2-3
2013	3/22	Coral Gables, Fla.	W	11-9
2013	3/23	Coral Gables, Fla.	W	2-0
2013	3/24	Coral Gables, Fla.	L	5-8 (10)
2014	4/4	Blacksburg, Va.	W	8-7
2014	4/5	Blacksburg, Va.	W	4-3
2014	4/6	Blacksburg, Va.	W	9-2
2015	4/10	Coral Gables, Fla.	W	11-1
2015	4/11	Coral Gables, Fla.	W	14-4
2015	4/12	Coral Gables, Fla.	W	9-1
2016	3/11	Blacksburg, Va.	L	3-14

YEAR	DATE	SITE	W/L	SCORE
2016	3/12	Blacksburg, Va.	W	11-6
2016	3/13	Blacksburg, Va.	W	7-2

**Coral Gables:** Miami leads, 13-2  
**Blacksburg/Salem:** Miami leads, 15-6

## WAGNER

### MIAMI LEADS, 1-0

YEAR	DATE	SITE	W/L	SCORE
2000	5/26+	Coral Gables, Fla.	W	19-5

**Coral Gables:** Miami leads, 1-0

## WAKE FOREST

### MIAMI LEADS, 32-9

YEAR	DATE	SITE	W/L	SCORE
1987	2/24	Coral Gables, Fla.	W	8-1
1987	2/25	Coral Gables, Fla.	W	8-3
1988	2/23	Coral Gables, Fla.	W	10-3
1998	2/24	Coral Gables, Fla.	W	4-2
1993	5/23	Chapel Hill, N.C.	L	4-5
1999	6/4+	Coral Gables, Fla.	W	10-2
1999	6/5+	Coral Gables, Fla.	W	8-1
2000	1/28	Orlando, Fla.	W	6-3
2005	3/18	Winston-Salem, N.C.	W	11-2
2005	3/19	Winston-Salem, N.C.	L	6-13
2005	3/20	Winston-Salem, N.C.	W	12-4
2006	5/12	Coral Gables, Fla.	W	13-1
2006	5/13	Coral Gables, Fla.	W	11-10 (10)
2006	5/14	Coral Gables, Fla.	L	5-8
2006	5/25%	Jacksonville, Fla.	W	4-1
2007	5/11	Winston-Salem, N.C.	W	9-8
2007	5/12	Winston-Salem, N.C.	L	10-12
2007	5/13	Winston-Salem, N.C.	W	2-1
2007	5/26%	Jacksonville, Fla.	L	3-7
2008	3/21	Coral Gables, Fla.	W	17-4
2008	3/23	Coral Gables, Fla.	W	23-2
2009	5/14	Winston-Salem, N.C.	W	23-5
2009	5/16	Winston-Salem, N.C.	W	19-6
2009	5/16	Winston-Salem, N.C.	W	4-2
2010	4/2	Coral Gables, Fla.	W	7-4
2010	4/3	Coral Gables, Fla.	W	9-8 (11)
2010	4/4	Coral Gables, Fla.	W	10-1
2011	3/18	Winston-Salem, N.C.	W	4-1
2011	3/19	Winston-Salem, N.C.	W	4-3
2011	3/20	Winston-Salem, N.C.	W	5-3
2011	5/28%	Durham, N.C.	W	4-2
2012	5/11	Coral Gables, Fla.	W	11-0
2012	5/12	Coral Gables, Fla.	L	2-7
2012	5/13	Coral Gables, Fla.	W	6-3
2012	5/25%	Greensboro, N.C.	W	6-3
2013	5/10	Winston-Salem, N.C.	W	8-3
2013	5/11	Winston-Salem, N.C.	L	4-5
2013	5/12	Winston-Salem, N.C.	L	3-9
2015	3/20	Winston-Salem, N.C.	W	15-2
2015	3/21	Winston-Salem, N.C.	W	12-7
2015	3/22	Winston-Salem, N.C.	L	4-10

## ALL-TIME SERIES HISTORY

**Coral Gables:** Miami leads, 15-2  
**Winston-Salem:** Miami leads, 13-5  
**Neutral Site:** Miami leads, 4-2

### WASHINGTON STATE

**TIED, 1-1**

YEAR	DATE	SITE	W/L	SCORE
1990	3/20	Coral Gables, Fla.	W	12-2
1990	3/21	Coral Gables, Fla.	L	0-3

**Coral Gables:** Tied, 1-1

### WATERLOO

**WATERLOO LEADS, 2-0**

YEAR	DATE	SITE	W/L	SCORE
1954		Coral Gables, Fla.	L	2-15
1954		Coral Gables, Fla.	L	0-4

**Coral Gables:** Waterloo leads, 2-0

### WESLEYAN

**MIAMI LEADS, 20-5-1**

YEAR	DATE	SITE	W/L	SCORE
1958	4/1	Coral Gables, Fla.	W	6-5 (10)
1958	4/2	Coral Gables, Fla.	L	5-21
1961	3/30	Coral Gables, Fla.	W	9-0
1961	3/31	Coral Gables, Fla.	W	7-4
1961	4/1	Coral Gables, Fla.	W	6-0
1962	3/29	Coral Gables, Fla.	L	5-8
1962	3/30	Coral Gables, Fla.	W	7-0
1962	3/31	Coral Gables, Fla.	L	3-6
1963	3/25	Coral Gables, Fla.	L	1-6
1963	3/26	Coral Gables, Fla.	W	8-5
1963	3/27	Coral Gables, Fla.	W	6-5 (10)
1963	3/28	Coral Gables, Fla.	W	6-4
1964	3/26	Coral Gables, Fla.	W	10-2
1964	3/27	Coral Gables, Fla.	W	2-1 (10)
1964	3/28	Coral Gables, Fla.	L	4-6
1964	3/30	Coral Gables, Fla.	W	5-4
1964	3/30	Coral Gables, Fla.	T	4-4
1965	3/29	Coral Gables, Fla.	W	6-5
1965	3/30	Coral Gables, Fla.	W	6-4
1965	3/31	Coral Gables, Fla.	W	6-3
1966	3/31	Coral Gables, Fla.	W	3-2
1966	4/1	Coral Gables, Fla.	W	5-4
1966	4/2	Coral Gables, Fla.	W	3-0
1967	3/30	Coral Gables, Fla.	W	1-0
1967	3/31	Coral Gables, Fla.	W	4-2
1968	3/29	Coral Gables, Fla.	W	5-1

**Coral Gables:** Miami leads, 20-5-1

### WESTCHESTER STATE

**MIAMI LEADS, 3-2**

YEAR	DATE	SITE	W/L	SCORE
1975	3/30	Coral Gables, Fla.	L	6-14
1975	3/31	Coral Gables, Fla.	L	3-5
1976	3/12	Coral Gables, Fla.	W	4-3
1976	3/20	Coral Gables, Fla.	W	8-1
1978	3/23	Coral Gables, Fla.	W	5-2

**Coral Gables:** Miami leads, 3-2

### WESTERN CAROLINA

**MIAMI LEADS, 4-1**

YEAR	DATE	SITE	W/L	SCORE
1986	5/23+	Coral Gables, Fla.	W	10-8
1993	5/28+	Baton Rouge, La.	L	5-10
1994	5/13	Coral Gables, Fla.	W	7-2
1994	5/14	Coral Gables, Fla.	W	8-2
1994	5/15	Coral Gables, Fla.	W	5-4

**Coral Gables:** Miami leads, 4-0  
**Neutral Site:** Western Carolina leads, 1-0

### WESTERN KENTUCKY

**MIAMI LEADS, 1-0**

YEAR	DATE	SITE	W/L	SCORE
1978	3/16	Coral Gables, Fla.	W	3-2

**Coral Gables:** Miami leads, 1-0

### WESTERN MICHIGAN

**MIAMI LEADS, 2-0-1**

YEAR	DATE	SITE	W/L	SCORE
1968	3/25	Coral Gables, Fla.	W	3-1
1968	3/27	Coral Gables, Fla.	W	5-1
1968	3/28	Coral Gables, Fla.	T	6-6

**Coral Gables:** Miami leads, 2-0-1

### WICHITA STATE

**MIAMI LEADS, 6-3**

YEAR	DATE	SITE	W/L	SCORE
1982	6/7#	Omaha, Neb.	W	4-3
1982	6/12#	Omaha, Neb.	W	9-3
1983	2/11	Coral Gables, Fla.	W	12-8
1983	2/14	Coral Gables, Fla.	L	3-5
1983	2/14	Coral Gables, Fla.	L	3-5
1984	5/17	Wichita, Kan.	L	7-8 (11)
1984	5/18	Wichita, Kan.	W	14-4
1984	5/19	Wichita, Kan.	W	5-4
1990	3/30	Minneapolis, Minn.	W	2-1



# ALL-TIME SERIES HISTORY

**Coral Gables:** Wichita State leads, 2-1

**Wichita:** Miami leads, 2-1

**Neutral Site:** Miami leads, 3-0

## WILLIAM & MARY

**MIAMI LEADS, 2-0**

YEAR	DATE	SITE	W/L	SCORE
1969	4/4	Coral Gables, Fla.	W	3-1
1969	4/5	Coral Gables, Fla.	W	11-5

**Coral Gables:** Miami leads, 2-0

## WILLIAM PATTERSON

**MIAMI LEADS, 1-0**

YEAR	DATE	SITE	W/L	SCORE
1982	3/21	Coral Gables, Fla.	W	17-7

**Coral Gables:** Miami leads, 1-0

## WINTHROP

**MIAMI LEADS, 4-2**

YEAR	DATE	SITE	W/L	SCORE
1999	5/14	Coral Gables, Fla.	W	17-1
1999	5/15	Coral Gables, Fla.	W	9-2
1999	5/16	Coral Gables, Fla.	W	8-2
2006	2/3	Coral Gables, Fla.	W	16-4
2006	2/5	Coral Gables, Fla.	L	3-8
2006	2/5	Coral Gables, Fla.	L	3-4

**Coral Gables:** Miami leads, 4-2

## WISCONSIN-MILWAUKEE

**MIAMI LEADS, 3-1**

YEAR	DATE	SITE	W/L	SCORE
2002	3/20	Coral Gables, Fla.	L	10-13
2013	2/22	Coral Gables, Fla.	W	6-1
2013	2/23	Coral Gables, Fla.	W	6-1
2013	2/24	Coral Gables, Fla.	W	7-6

**Coral Gables:** Miami leads, 3-1

## WRIGHT STATE

**MIAMI LEADS, 8-1**

YEAR	DATE	SITE	W/L	SCORE
2006	5/5	Coral Gables, Fla.	W	4-2
2006	5/6	Coral Gables, Fla.	W	14-1
2006	5/7	Coral Gables, Fla.	W	15-1
2007	5/4	Coral Gables, Fla.	W	3-2
2007	5/5	Coral Gables, Fla.	W	11-2
2007	5/6	Coral Gables, Fla.	W	13-5
2015	2/27	Coral Gables, Fla.	W	8-7
2015	2/28	Coral Gables, Fla.	W	4-3

YEAR	DATE	SITE	W/L	SCORE
2015	3/1	Coral Gables, Fla.	L	6-12

**Coral Gables:** Miami leads, 6-0

## YALE

**MIAMI LEADS, 6-3**

YEAR	DATE	SITE	W/L	SCORE
1957	3/19	Coral Gables, Fla.	W	9-8
1957	3/20	Coral Gables, Fla.	W	8-5
1957	3/21	Coral Gables, Fla.	L	7-23
1959	3/23	Coral Gables, Fla.	W	4-1
1959	3/26	Coral Gables, Fla.	W	3-2
1959	3/28	Coral Gables, Fla.	W	6-2
1959	3/30	Coral Gables, Fla.	L	2-6 (10)
1959	3/30	Coral Gables, Fla.	L	3-4
1959	3/31	Coral Gables, Fla.	W	11-9

**Coral Gables:** Miami leads, 6-3

## YALE

**MIAMI LEADS, 1-0**

YEAR	DATE	SITE	W/L	SCORE
1992	3/22	Coral Gables, Fla.	W	12-3

**Coral Gables:** Miami leads, 1-0

## MILITARY TEAMS (22-13-1)

### 425th AIR FORCE

**MIAMI LEADS, 1-0**

YEAR	DATE	SITE	W/L	SCORE
1951	4/21	Coral Gables, Fla.	W	11-2

**Coral Gables:** Miami leads, 1-0

### CHERRY POINT MARINES

**MIAMI LEADS, 2-0**

YEAR	DATE	SITE	W/L	SCORE
1949	4/26	Coral Gables, Fla.	W	10-2
1949	4/27	Coral Gables, Fla.	W	15-1

**Coral Gables:** Miami leads, 2-0

### FT. BENNING INFANTRY

**FT. BENNING INFANTRY LEADS, 1-0**

YEAR	DATE	SITE	W/L	SCORE
1946	4/16	Ft. Benning, Ga.	L	0-7

**Ft. Benning:** Ft. Benning Infantry leads, 1-0

## ALL-TIME SERIES HISTORY

### FT. BENNING PARA

#### MIAMI LEADS, 1-0

YEAR	DATE	SITE	W/L	SCORE
1946	4/16	Ft. Benning, Ga.	W	9-5

**Ft. Benning:** Miami leads, 1-0

### MARITIME ACADEMY

#### MIAMI LEADS, 1-0

YEAR	DATE	SITE	W/L	SCORE
1953	3/1*		W	11-1

### McDILL AFB

#### TIED, 1-1

YEAR	DATE	SITE	W/L	SCORE
1946	4/29	Coral Gables, Fla.	W	6-4
1946	4/30	Coral Gables, Fla.	L	11-13

**Coral Gables:** Tied, 1-1

### OPA LOCKA MARINES

#### OPA LOCKA MARINES LEAD, 3-2

YEAR	DATE	SITE	W/L	SCORE
1953	4/11		L	6-7
1953	5/8		L	2-4
1953	5/9		L	6-10 (10)
1954	5/10		W	15-8
1954	5/11		W	8-1

### PARRIS ISLAND MARINES

#### PARRIS ISLAND MARINES LEAD, 6-1-1

YEAR	DATE	SITE	W/L	SCORE
1951	3/27		L	0-2
1951	3/28		W	5-3
1952	3/31		L	2-6
1952	4/1		L	1-6
1953	4/6		T	12-12
1953	4/7		L	3-8
1954	3/29		L	0-10
1954	3/30		L	2-7

### PATRICK AFB

#### MIAMI LEADS, 10-2

YEAR	DATE	SITE	W/L	SCORE
1952	5/3	Coral Gables, Fla.	W	14-5
1953	3/16	Coral Gables, Fla.	W	13-1
1953	3/17	Coral Gables, Fla.	L	7-11
1953	3/20	Cocoa, Fla.	W	7-3
1953	3/21	Cocoa, Fla.	W	12-5
1954	5/2	Coral Gables, Fla.	L	0-7
1954	5/2	Coral Gables, Fla.	W	9-6

YEAR	DATE	SITE	W/L	SCORE
1954	5/3	Coral Gables, Fla.	W	3-2
1955	3/18	Coral Gables, Fla.	W	15-2
1955	3/19	Coral Gables, Fla.	W	15-2
1955	4/24	Cocoa, Fla.	W	8-0
1955	4/24	Cocoa, Fla.	W	4-0

**Coral Gables:** Miami leads, 6-2

**Cocoa:** Miami leads, 4-0

### PINE CASTLE AFB

#### MIAMI LEADS, 3-0

YEAR	DATE	SITE	W/L	SCORE
1955	3/25	Orlando, Fla.	W	12-4
1955	4/6	Coral Gables, Fla.	W	10-0
1955	4/7	Coral Gables, Fla.	W	9-5

**Coral Gables:** Miami leads, 2-0

**Orlando:** Miami leads, 1-0

## OLYMPIC TEAMS (3-0)

### ITALY

#### MIAMI LEADS, 2-0

YEAR	DATE	SITE	W/L	SCORE
1967	3/26*	Coral Gables, Fla.	W	11-0
1984	2/15*	Coral Gables, Fla.	W	10-0

**Coral Gables:** Miami leads, 2-0

### PANAMA

#### MIAMI LEADS, 1-0

YEAR	DATE	SITE	W/L	SCORE
1986	4/5*	Minneapolis, Minn.	W	8-0

**Neutral Site:** Miami leads, 1-0

## MAJOR LEAGUE TEAMS (3-28-1)

### ATLANTA BRAVES

#### ATLANTA BRAVES LEAD, 2-0

YEAR	DATE	SITE	W/L	SCORE
1983	3/13*	Coral Gables, Fla.	L	0-4
1984	3/20*	Coral Gables, Fla.	L	5-13

**Coral Gables:** Atlanta Braves lead, 2-0

# ALL-TIME SERIES HISTORY

## BALTIMORE ORIOLES

### BALTIMORE ORIOLES LEAD, 8-1

YEAR	DATE	SITE	W/L	SCORE
1976	4/5*	Coral Gables, Fla.	L	4-11
1977	3/31*	Coral Gables, Fla.	L	7-11
1979	4/1*	Coral Gables, Fla.	L	3-5
1980	3/13*	Coral Gables, Fla.	L	2-8
1981	4/6*	Coral Gables, Fla.	L	2-16
1982	3/10*	Coral Gables, Fla.	W	7-6
1983	3/31*	Coral Gables, Fla.	L	7-14
1984	3/13*	Coral Gables, Fla.	L	2-12
1989	3/14*	Coral Gables, Fla.	L	0-5

**Coral Gables:** Baltimore Orioles lead, 8-1

## BROOKLYN DODGERS

### BROOKLYN DODGERS LEAD, 1-0

YEAR	DATE	SITE	W/L	SCORE
1950	3/17*	Coral Gables, Fla.	L	0-2

**Coral Gables:** Brooklyn Dodgers lead, 1-0

## BROOKLYN DODGERS 'B'

### BROOKLYN DODGERS 'B' LEADS, 4-0

YEAR	DATE	SITE	W/L	SCORE
1951	3/16*		L	5-13
1951	3/17*		L	0-1
1952	3/11*		L	1-7
1952	3/24*		L	2-11

## MIAMI MARLINS

### MIAMI MARLINS LEAD, 10-2-1

YEAR	DATE	SITE	W/L	SCORE
1997	3/30*	Homestead, Fla.	L	1-2
1999	3/4*	Coral Gables, Fla.	L	3-12
2000	4/1*	Coral Gables, Fla.	L	6-12
2002	3/6*	Coral Gables, Fla.	T	5-5 (3)
2003	2/27*	Jupiter, Fla.	L	1-5
2004	3/3*	Jupiter, Fla.	L	6-7
2005	3/1*	Jupiter, Fla.	W	9-7
2006	3/1*	Jupiter, Fla.	L	8-9
2008	2/26*	Jupiter, Fla.	L	2-7
2010	3/3*	Jupiter, Fla.	L	3-19
2011	2/27*	Jupiter, Fla.	W	9-8
2012	3/6*	Miami, Fla.	L	6-7
2014	2/26*	Jupiter, Fla.	L	2-5
2015	3/3*	Jupiter, Fla.	L	1-7
2016	3/1*	Jupiter, Fla.	L	1-5

**Coral Gables:** Miami Marlins lead, 2-0-1

**Jupiter:** Miami Marlins lead, 6-2

**Neutral Site:** Miami Marlins lead, 2-0

## MONTREAL EXPOS

### MONTREAL EXPOS LEAD, 3-0

YEAR	DATE	SITE	W/L	SCORE
1978	4/5*	Coral Gables, Fla.	L	
1982	3/23*	West Palm Beach, Fla.	L	4-12
1982	3/30*	Coral Gables, Fla.	L	0-7

**Coral Gables:** Montreal Expos lead, 2-0

**West Palm Beach:** Montreal Expos lead, 1-0

## TAMPA BAY DEVIL RAYS

### TAMPA BAY DEVIL RAYS LEAD, 1-0

YEAR	DATE	SITE	W/L	SCORE
1999	3/3*	Tampa Bay, Fla.	L	0-5

**Tampa Bay:** Tampa Bay Devil Rays lead, 1-0

## PROFESSIONAL TEAMS (3-5)

## ATLANTA CRACKERS

### ATLANTA CRACKERS LEAD, 1-0

YEAR	DATE	SITE	W/L	SCORE
1953	3/8*		L	0-6

## CORAL GABLES SUN SOX

### CORAL GABLES SUN SOX LEADS, 1-0

YEAR	DATE	SITE	W/L	SCORE
1952	3/22*	Vero Beach	L	3-6

**Neutral Site:** Coral Gables Sun Sox leads, 1-0

## FT. LAUDERDALE BRAVES

### FT. LAUDERDALE BRAVES LEAD, 1-0

YEAR	DATE	SITE	W/L	SCORE
1950	3/18*	Coral Gables, Fla.	L	1-2

**Coral Gables:** Ft. Lauderdale Braves lead, 1-0

## MIAMI BEACH FLAMINGOS

### TIED, 1-1

YEAR	DATE	SITE	W/L	SCORE
1950	3/22*	Coral Gables, Fla.	W	3-2
1951	4/3*	Miami, Fla.	L	2-8

**Coral Gables:** Miami leads, 1-0

**Miami:** Miami Beach Flamingos lead, 1-0



# ALL-TIME SERIES HISTORY

## MIAMI MARLINS

### MIAMI LEADS, 2-0

YEAR	DATE	SITE	W/L	SCORE
1982	4/6*	Coral Gables, Fla.	W	15-6
1982	4/7*	Coral Gables, Fla.	W	6-3

Coral Gables: Miami leads, 2-0

## MIAMI SUN SOX

### MIAMI SUN SOX LEADS, 2-0

YEAR	DATE	SITE	W/L	SCORE
1950	3/30*	Coral Gables, Fla.	L	0-5

Coral Gables: Miami Sun Sox leads, 1-0

## KEY

- % - ACC Tournament
- + - NCAA Regional
- \$ - NCAA Super Regional
- # - College World Series
- \* - Exhibition



# NCAA TOURNAMENT HISTORY

YEAR	REGIONAL SITE (RECORD)	SUPER REGIONAL OPPONENT (RECORD)	CWS RECORD	FINISH	COACH	NOTES
1971	Gastonia, N.C. (1-2)	—	—	—	Ron Fraser	First postseason appearances
1973	Starkville, Miss. (3-2)	—	—	—	Ron Fraser	Began 41-year postseason streak
1974	Starkville, Miss. (4-1)	—	3-2	2nd	Ron Fraser	First of 23 CWS appearances
1975	Starkville, Miss. (2-2)	—	—	—	Ron Fraser	Third of 14-year streak w/40+ wins
1976	Arlington, Texas (1-2)	—	—	—	Ron Fraser	Fifth straight non-FL Regional (10 total)
1977	Coral Gables, Fla. (3-2)	—	—	—	Ron Fraser	First time hosting an NCAA Regional
1978	Coral Gables, Fla. (4-1)	—	2-2	T-3rd	Ron Fraser	Began five-year streak of CWS trips
1979	Coral Gables, Fla. (3-0)	—	0-2	Outside Top 4	Ron Fraser	Second of four-year streak >800 W%
1980	Coral Gables, Fla. (3-0)	—	2-2	4th	Ron Fraser	Third of six-year streak w/50+Ws
1981	Coral Gables, Fla. (4-0)	—	1-2	Outside Top 4	Ron Fraser	First 60+ win season (UM record .859)
1982	Coral Gables, Fla. (3-0)	—	5-0	CHAMPION	Ron Fraser	First championship; Danny Smith MOP
1983	Tallahassee, Fla. (2-2)	—	—	—	Ron Fraser	Ended 13-game Regional winning streak
1984	Tallahassee, Fla. (4-1)	—	1-2	Outside Top 4	Ron Fraser	Began three-year streak of CWS trips
1985	Coral Gables, Fla. (3-1)	—	5-1	CHAMPION	Ron Fraser	Second championship; Greg Ellena MOP
1986	Coral Gables, Fla. (4-0)	—	3-2	3rd	Ron Fraser	Eighth time in nine years w/50+ wins
1987	Tallahassee, Fla. (0-2)	—	—	—	Ron Fraser	First time going winless in postseason
1988	Coral Gables, Fla. (4-0)	—	1-2	Outside Top 4	Ron Fraser	First of 16 of 18 year stretch <20 Ls
1989	Gainesville, Fla. (4-1)	—	1-2	Outside Top 4	Ron Fraser	First Gainesville Regional (four total)
1990	Coral Gables, Fla. (3-2)	—	—	—	Ron Fraser	Sixth of 11 all-time .800+ W% seasons
1991	Fresno, Calif. (1-2)	—	—	—	Ron Fraser	Ended 14-year streak w/Regional in Fla.
1992	Coral Gables, Fla. (4-1)	—	2-2	T-3rd	Ron Fraser	Only lost seven games in regular season
1993	Baton Rouge, La. (0-2)	—	—	—	Brad Kelley	Only time from '88-'01 under 40 wins
1994	Coral Gables, Fla. (4-0)	—	1-2	Outside Top 4	Jim Morris	Began six-year streak of CWS trips
1995	Coral Gables, Fla. (4-1)	—	2-2	T-3rd	Jim Morris	Both CWS losses to USC (finished 2nd)
1996	Austin, Texas (4-1)	—	3-1	2nd	Jim Morris	Pat Burrell CWS MOP/nonwinning team
1997	Coral Gables, Fla. (5-1)	—	2-2	T-3rd	Jim Morris	Only time with five wins in Regional
1998	Coral Gables, Fla. (4-1)	—	1-2	Outside Top 4	Jim Morris	Third of four-year streak w/50+ wins
1999	Coral Gables, Fla. (3-0)	vs. Wake Forest (2-0)	4-0	CHAMPION	Jim Morris	Third championship; Beat FSU in final
2000	Coral Gables, Fla. (3-0)	@ Florida State (1-2)	—	—	Jim Morris	UM grad Bertman won fifth title w/LSU
2001	Coral Gables, Fla. (3-0)	vs. Clemson (2-0)	4-0	CHAMPION	Jim Morris	Fourth championship; C. Jimerson MOP
2002	Gainesville, Fla. (3-1)	@ South Carolina (1-2)	—	—	Jim Morris	Ended 14-game Regional winning streak
2003	Coral Gables, Fla. (3-1)	vs. NC State (2-0)	1-2	Outside Top 4	Jim Morris	Both CWS losses to Texas (won title)
2004	Coral Gables, Fla. (3-0)	vs. Florida (2-0)	1-2	Outside Top 4	Jim Morris	Topped LSU in opener but lost next two games
2005	Coral Gables, Fla. (3-0)	@ Nebraska (0-2)	—	—	Jim Morris	First time swept in Super Regional
2006	Lincoln, Neb. (3-0)	@ Mississippi (2-1)	1-2	Outside Top 4	Jim Morris	Won opener vs. OSU, who won championship
2007	Columbia, Mo. (1-2)	—	—	—	Jim Morris	Ended 10-game Regional winning streak
2008	Coral Gables, Fla. (3-0)	vs. Arizona (2-1)	1-2	Outside Top 4	Jim Morris	Only lost eight games in regular season
2009	Gainesville, Fla. (2-2)	—	—	—	Jim Morris	First of three straight eliminated by UF
2010	Coral Gables, Fla. (3-1)	@ Florida (0-2)	—	—	Jim Morris	90-91 last time two straight w/o CWS
2011	Gainesville, Fla. (2-2)	—	—	—	Jim Morris	Regional hosted by CWS runner-up UF
2012	Coral Gables, Fla. (0-2)	—	—	—	Jim Morris	Hosted CWS contender #4 seed SBU
2013	Louisville, Ky. (1-2)	—	—	—	Jim Morris	Traveled to future ACC member UoFL
2014	Coral Gables, Fla. (3-2)	—	—	—	Jim Morris	Won ACC Reg. Season Championship
2015	Coral Gables, Fla. (3-1)	vs. VCU (2-0)	1-2	Outside Top 4	Jim Morris	First CWS appearance since 2008
2016	Coral Gables, Fla. (3-0)	vs. Boston College (2-1)	0-2	Outside Top 4	Jim Morris	2nd straight CWS trip (for first time since 03/04)

HISTORY & RECORDS

## NCAA TOURNAMENT RECORD BREAKDOWN

### BY ROUND

	W	L	PCT
Regional	126	46	.733
Super Regional	18	11	.621
College World Series	48	42	.533

### BY REGIONAL SITE

	W	L	PCT
Arlington, Texas	1	2	.333
Austin, Texas	4	1	.800
Baton Rouge, La.	0	2	.000
Columbia, Mo.	1	2	.333
Coral Gables, Fla.	88	17	.838
Fresno, Calif.	1	2	.333
Gainesville, Fla.	11	6	.647
Gastonia, N.C.	1	2	.333
Lincoln, Neb.	3	0	1.000
Louisville, Ky.	1	2	.333
Starkville, Miss.	9	5	.643
Tallahassee, Fla.	6	5	.545

### BY SUPER REGIONAL SITE

	W	L	PCT
Coral Gables, Fla.	14	2	.875
Columbia, S.C.	1	2	.333
Gainesville, Fla.	0	2	.000
Lincoln, Neb.	0	2	.000
Oxford, Miss.	2	1	.667
Tallahassee, Fla.	1	2	.333

### BY COACH

	W	L	PCT
Ron Fraser	86	45	.656
Brad Kelley	0	2	.000
Jim Morris	104	52	.667

# COLLEGE BASEBALL HALL OF FAME INDUCTEES

## RON FRASER

**COLLEGE BASEBALL HALL OF FAME INDUCTEE (2006)**  
**HEAD COACH (1963-1992)**

"The Wizard of College Baseball." In a career spanning 30 years, the Nutley, N.J., native won just about everything, including NCAA national titles in 1982 and 1985. He left the coaching ranks as second winningest all-time coach with a 1,271-438-9 (.747) record. His UM teams set a NCAA record with 20 consecutive playoff appearances. His career at Miami spanned more three decades, with eight trips to the College World Series. A 26-time coach of the year, he is a member of five halls of fame. Ron Fraser's uniform No. 1 was retired on April 24, 1993.

It was Fraser's knack for marketing and promotion that drew the masses and earned him the nickname "The Wizard of College Baseball." Miami players were wearing white shoes and colored gloves before Charlie Finley. Perhaps Fraser's biggest extravaganza was the baseball fundraiser dubbed "A Night With Ron Fraser" on Feb. 16, 1977, a \$5,000-a-plate gourmet dinner on the infield. Five-star chefs served a 10-course dinner of caviar, Alaskan king crab legs and pheasant under glass. A harpist in a white tuxedo played on the mound and violinists strolled among the tables. Fraser's expertise extended worldwide. On the international front, his crowning glory was becoming the first Team USA coach when baseball was a medal sport at the 1992 Summer Games.




## SKIP BERTMAN

**COLLEGE BASEBALL HALL OF FAME INDUCTEE (2006)**  
**ASSISTANT COACH (1976-1983)**

After a standout career as an assistant coach for eight seasons with the University of Miami, Skip Bertman guided LSU to five NCAA baseball titles (1991, '93, '96, '97, 2000), seven SEC championships and a record of 870-330-3 (.724) in 18 seasons (1984-2001). He was named National Coach of the Year six times, and his teams drew huge crowds to venerable Alex Box Stadium, as LSU led the nation in attendance in each of his final six seasons (1996-2001).

Bertman also served as head coach of the 1996 U.S. Olympic team that captured the bronze medal in Atlanta. He was inducted into the American Baseball Coaches Association Hall of Fame in January 2003. He earned his B.A. in health and physical education from Miami in 1961 and received his master's degree from UM in 1964.




## NEAL HEATON

**COLLEGE BASEBALL HALL OF FAME INDUCTEE (2008)**  
**PITCHER (1979-81)**

Neal Heaton, nicknamed "The Heater" during his time with the Hurricanes, holds almost all of Miami's pitching records, including victories in a season (18) and career (42) and strikeouts in a game (23), season (172) and career (381). In three years, Heaton was twice named an All-American, by ABCA in 1980 and by consensus in 1981 and in 1981 was drafted by the Cleveland Indians.

Heaton is the first Hurricane to play in a big league all-star game and was inducted into the UM Hall of Fame in 1992.





## COLLEGE BASEBALL HALL OF FAME INDUCTEES

### ALEX FERNANDEZ

COLLEGE BASEBALL HALL OF FAME INDUCTEE (2014)

PITCHER (1989)

Alex Fernandez was named Freshman of the Year and a first-team All-American in 1989, where he won 15 games with a 2.01 ERA and 177 strikeouts in 147 innings.

Fernandez threw the first no-hitter by a freshman in program history on March 18, and four days later recorded a 15-strikeout game against rival Florida. His eight complete games in 1989 rank eighth-most for a single-season by any Hurricanes pitcher all-time, while his 177 strikeouts rank second-most for a single season.

Fernandez went on to play at Miami-Dade College before declaring for the 1990 MLB Draft. He was the fourth overall pick that season, and went on to 10-year professional career.

He was a key player on a Florida Marlins team that won the 1997 World Series.



### MIKE FIORE

COLLEGE BASEBALL HALL OF FAME INDUCTEE (2014)


OUTFIELDER (1985-1988)

A four-year UM starter, Fiore rewrote the Hurricanes record books by setting 12 UM batting marks, including hits (341), runs (258), doubles (63), runs batted in (235) and total bases (506).

Fiore earned Freshman All-American honors in leading Miami to the 1985 NCAA crown and was a consensus All-American as a senior. He is the only Dick Howser Trophy winner in program history, having earned the honor in 1987 after leading the Hurricanes to an appearance in the College World Series in Omaha, Neb.

Fiore also played on the 1988 gold-medal winning USA Olympic team.

Fiore completed his business degree on time in 1988, and following that season, was drafted and signed by the St. Louis Cardinals. For five seasons, he served as Associate Director and General Manager for USA Baseball.



## NATIONAL AWARD WINNERS

### ZACK COLLINS

#### 2016 JOHNNY BENCH AWARD

Zack Collins, who was selected by the Chicago White Sox in the first round of the 2016 Major League Baseball First-Year Player Draft in early June, became the first University of Miami representative to win the Johnny Bench Award when he was named the winner at a banquet in Wichita, Kansas on June 30, 2016.

Collins beat out finalists Logan Ice (Oregon State) and Keith Skinner (North Florida) for the honor.

The Pembroke Pines, Fla., native, who earned first-team All-America honors from Baseball America, D1Baseball, NCBWA, Perfect Game and Rawlings, delivered a dominant final season swinging the bat and behind the plate in 2016.

Collins batted .363, leading Miami with 16 home runs and 59 RBI to go along with a nation-leading total of 78 walks. He reached base at a .544 clip, the second-highest in the country, and recorded a team-high .668 slugging percentage.

A back-to-back All-ACC First-Team selection, Collins started 62 of a possible 64 games, including 59 starts behind the plate. He made just four errors as a key member of a Miami defense that tied for first nationally with a .983 fielding percentage.

Collins, who signed a professional contract with the White Sox as the No. 10 overall pick, ended the season ranked third among active players in career home runs (42), third in career RBI (183) and first in career walks (177).

In Collins' three seasons with the Hurricanes, Miami won two ACC regular season championships (2014, 2016) and three straight ACC Coastal Division titles (2014-16), and made two trips to the College World Series (2015, 2016).

### BRYAN GARCIA

#### 2016 STOPPER OF THE YEAR AWARD

University of Miami closer Bryan Garcia was named the 2016 Stopper of the Year on June 18, 2016, by the National Collegiate Baseball Writers Association (NCBWA) at TD Ameritrade Park Omaha, becoming the first Hurricane hurler to

receive the award.

Garcia was named a semifinalist for the Dick Howser Trophy and earned first-team All-American honors from the NCBWA and third-team All-Atlantic Coast Conference honors while helping Miami earn the ACC regular-season championship and the No. 3 national seed in the NCAA postseason.

A sixth-round pick of the Detroit Tigers, the junior right-hander had 18 saves, second in the nation, and a 2-0 record with a 1.95 ERA in 37 innings over 34 appearances. Garcia has allowed 25 hits and 17 walks while striking out 54 batters, holding opponents to a .184 batting average.

The Miami native established the school's career saves record on May 26 at the ACC Championship against NC State with his 40th save and has collected three more saves during the NCAA postseason.

### PAT BURRELL

#### 1998 GOLDEN SPIKES AWARD

Miami's baseball program has seen many great players, but none came to Mark Light Stadium with more expectations, or accomplished more than Pat Burrell. The 1995 California Coaches Player of the Year at San Jose's Bellarmine Prep School, Burrell was selected with the 43rd overall pick in the 1995 MLB Draft by the Boston Red Sox, but chose Miami over professional baseball. Hurricane fans are grateful he did.

Nicknamed "Pat the Bat", his 1996 season was one of the best in college baseball history. He hit a home run in his first game in the Orange & Green, and tallied five home runs in his first six games. He became the first freshman in NCAA history to lead the nation in hitting with a .484 batting average. He totaled 23 home runs and 64 RBI, as the Canes advanced to the Championship Game of the College World Series, where he became only the third player ever to win the CWS MVP award on a team that did not win the title. He was named a first-team All-American by Collegiate Baseball and Baseball America.

The third baseman followed his impressive debut season with 21 home runs, 76 RBI and a .409 average in 1997, once again winning All-American



## NATIONAL AWARD WINNERS

honors. He toured with Team USA, hitting 12 homers in 34 games and was named Summer Player of the Year by Baseball America. In 1998, Burrell missed 38 games due to a back injury, but still compiled 17 HR's with 47 RBI with a .432 average, leading the Canes to the CWS for the third straight year. His .886 career slugging percentage ranks second all-time in NCAA history, and his .442 career batting average is seventh all-time, both school records. In the Miami record books, Burrell ranks second in career home runs (61), second in total bases (465), tied for seventh in RBI (187), and sixth in walks (170).

The Philadelphia Phillies made Pat the No. 1 overall pick in the 1998 Major League Baseball draft. He joined the big league club in 2000, finishing fourth in Rookie of the Year balloting. He was co-winner of the 2005 Mike Schmidt Phillies MVP Award. In 2007, he joined Schmidt and Bobby Abreu as the only Phillies players in history to hit 20 homers in seven consecutive seasons.

In 2002, he established "Burrell's Buddies", providing tickets to youth groups that show outstanding character. Pat and his wife, the former Michelle Fonseca, were married November, 10, 2007 in California.

## MIKE FIORE

### 1987 DICK HOWSER TROPHY

A four-year UM starter, Mike Fiore was a member of the 1988 gold medal-winning USA team. The gritty outfielder rewrote the Hurricanes' record book by setting 12 UM batting marks, including hits (341), runs (258), doubles (63), runs batted in (235) and total bases (506).

Fiore earned Freshman All-American honors in leading Miami to the 1985 NCAA crown and was a consensus All-American as a senior. Fiore completed his business degree on time in 1988, and following that season, was drafted and signed by the St. Louis Cardinals. For five seasons, he was the the Associate Director and General Manager for USA Baseball.

## ORLANDO GONZALEZ

### 1974 LEFTY GOMEZ PLATE AWARD

The first University of Miami player ever to have his jersey retired (No. 20), Orlando Gonzalez has gone down in the UM annuals as the team's best all-around first baseman. A .300 hitter out of Dade South Community College, Gonzalez hit .338 and stole 34 bases in his first season with the Canes. He followed that performance with a banner senior season. He slugged his way to a .402 average and stole a then-NCAA record 62 bases. His aggressive style at the plate and on the base paths led the Hurricanes to their first-ever College World Series, where Miami finished second to Southern Cal., who that year won its fifth consecutive CWS title.

Following that College World Series which saw "Big O" drive in seven runs with his seven hits, he became the first recipient of the annual Lefty Gomez Plate Award as the outstanding player in collegiate baseball. He was named to the College World Series all tournament team and as an All American selection by Sporting News and the NCAA coaches as well.

Although not a power hitter--as a lefty shooting against long right field fences he hit but two homers in 1973 and one in 1974-- Gonzalez did have the tools of a fine baseball player. He combined overall hitting with great speed and quickness. He also was adept with the glove. He was a part of most of UM's 68 double plays-- a UM record for that time in twin killings Gonzalez was drafted by the Cleveland Indians following his two-year stint at UM. It was with the Philadelphia Phillies and the Oakland Athletics, though, that he played at the major league level.

## ALL-AMERICANS

### AACBC

#### AM. ASSOC. COLLEGE COACHES - 1ST TEAM

1974	Orlando Gonzalez, 1B Stan Jakubowski, P
1975	Wayne Krenchicki, SS
1976	Gavin Long, P
1977	Rick Montoni, OF
1980	Neal Heaton, P
1981	Neal Heaton, P

### ABCA / RAWLINGS

#### ABCA / RAWLINGS - 1ST TEAM

1969	Larry Pyle, OF
1974	Orlando Gonzalez, 1B
1980	Neal Heaton, P
1981	Neal Heaton, P
1986	Rick Raether, OF
1988	Mike Fiore, OF
1992	Jeff Alkire, P
1994	Danny Graves, P
1996	Pat Burrell, 3B
1997	Pat Burrell, 3B
1998	Alex Santos, P
2010	Yasmani Grandal, C
2015	David Thompson, 3B
2016	Zack Collins, C

#### ABCA / RAWLINGS - 2ND TEAM

2005	Ryan Braun, 3B Cesar Carrillo, P
2009	Kyle Bellamy, P
2016	Michael Mediavilla, P

#### ABCA / RAWLINGS - 3RD TEAM

2013	Bryan Radziewski, P
2014	Chris Diaz, P
2015	Zack Collins, C

### BASEBALL AMERICA

#### BASEBALL AMERICA - 1ST TEAM

1981	Neal Heaton, P
1985	Rick Raether, P
1986	Rick Raether, P
1988	Mike Fiore, OF
1989	Alex Fernandez, P
1990	Oscar Munoz, P
1992	Jeff Alkire, P
1994	Danny Graves, P
1996	Pat Burrell, 3B
1997	Pat Burrell, DH
1998	Aubrey Huff, 3B Alex Santos, P
2005	Ryan Braun, DH
2008	Yonder Alonso, DH
2009	Kyle Bellamy, P
2010	Yasmani Grandal, C
2015	David Thompson, 3B
2016	Zack Collins, C

#### BASEBALL AMERICA - 2ND TEAM

1982	Danny Smith, P
1996	Robbie Morrison, P
2005	Cesar Carrillo, P
2007	Yonder Alonso, 1B
2008	Chris Hernandez, P
2008	Blake Tekotte, OF
2008	Jemile Weeks, 2B

#### BASEBALL AMERICA - 3RD TEAM

1996	Rudy Gomez, 2B
1997	Robbie Morrison, P
1998	Bobby Hill, SS
1998	Pat Burrell, DH
1998	Robbie Morrison, P
1999	Bobby Hill, SS

## ALL-AMERICANS

- 2004 Cesar Carrillo, P  
2015 George Iskenderian, 2B

## COLLEGIATE BASEBALL

### COLLEGIATE BASEBALL - 1ST TEAM

- 1992 Jeff Alkire, P  
1994 Danny Graves, P  
1995 Jay Tessmer, P  
1996 Pat Burrell, 3B  
Robbie Morrison, P  
1997 Pat Burrell, 3B  
2008 Yonder Alonso, DH  
2008 Chris Hernandez, P  
2008 Jemile Weeks, 2B  
2010 Yasmani Grandal, C  
2014 Chris Diaz, P  
2015 David Thompson, 3B

### COLLEGIATE BASEBALL - 2ND TEAM

- 1989 Joe Grahe, P  
1992 Charles Johnson, C  
1998 Alex Santos, P  
1998 Aubrey Huff, DH  
1999 Michael Neu, RP  
2000 David Gil, P  
2001 Javy Rodriguez, SS  
2004 Cesar Carrillo, P  
2005 Ryan Braun, 3B  
Cesar Carrillo, P  
2009 Kyle Bellamy, P  
2013 Bryan Radziewski, P

### COLLEGIATE BASEBALL - 3RD TEAM

- 1993 Dave Berg, 2B  
1995 Kenny Henderson, P  
1996 J.D. Arteaga, P  
1997 Robbie Morrison, RP

- 1998 Robbie Morrison, RP  
1999 Alex Santos, P  
2000 Kevin Howard, 3B  
2004 Jim Burt, 1B  
2005 Jon Jay, OF  
2007 Yonder Alonso, 1B  
2010 Chris Hernandez, P

## BASEBALL WEEKLY

### BASEBALL WEEKLY - 1ST TEAM

- 1998 Alex Santos, P

## NCBWA SUPER TEAM

- 1994 Danny Graves, P  
Luis Hernandez, 2B  
1995 Jay Tessmer, P  
1996 J.D. Arteaga, P  
Pat Burrell, 3B  
1997 J.D. Arteaga, P  
Pat Burrell, 3B  
1998 Pat Burrell, 3B  
Bobby Hill, SS  
Aubrey Huff, 1B  
Alex Santos, P  
1999 Bobby Hill, SS

## NCBWA

### NCBWA - 1ST TEAM

- 2005 Cesar Carrillo, P  
2008 Yonder Alonso, DH  
2008 Jemile Weeks, 2B  
2009 Kyle Bellamy, RP  
2015 George Iskenderian, 2B  
2015 David Thompson, 3B  
2016 Zack Collins, C  
Bryan Garcia, P

## ALL-AMERICANS

### NCBWA - 2ND TEAM

2005 Ryan Braun, 3B  
2008 Chris Hernandez, P  
2013 Bryan Radziewski, P

### NCBWA - 3RD TEAM

2008 Carlos Gutierrez, RP  
2014 Bryan Garcia, RP

## SPORTING NEWS

1974 Orlando Gonzalez, 1B  
1978 Augie Ruiz, P  
1980 Ross Jones, SS  
1981 Neal Heaton, P  
1992 Jeff Alkire, P  
1994 Danny Graves, P  
1997 Pat Burrell, 3B  
1998 Aubrey Huff, DH  
Alex Santos, P

Alex Santos, P  
2005 Ryan Braun, 3B  
Cesar Carrillo, P  
2006 Eddy Rodriguez, C  
2010 Yasmani Grandal, C  
Chris Hernandez, P  
2013 Chris Diaz, P  
Bryan Radziewski, P  
2014 Chris Diaz, P  
Dale Carey, OF  
2015 Zack Collins, C  
David Thompson, 3B  
George Iskenderian, 2B  
2016 Zack Collins, C  
Michael Mediavilla, P  
Johnny Ruiz, 2B  
Brandon Lopez, SS  
Bryan Garcia, P

## ABCA ALL-ATLANTIC REGION

1984 Darren Mandel, DH  
1986 Rick Raether, P  
1987 Mike Fiore, OF  
1988 Mike Fiore, OF  
1989 Alex Fernandez, P  
Joe Grahe, P  
1990 Oscar Munoz, P  
1992 Jeff Alkire, P  
1994 Danny Graves, P  
1997 J.D. Arteaga, P  
Pat Burrell, 3B  
1998 Pat Burrell, 3B  
Bobby Hill, SS  
Aubrey Huff, 1B  
Jason Michaels, OF



## RETIRED NUMBERS

### #1 RON FRASER

HEAD COACH

"The Wizard of College Baseball." In a career spanning 30 years, the Nutley, N.J. native won just about everything, including NCAA national titles in 1982 and 1985. He left the coaching ranks as second-winningest all-time coach with a 1,271-438-9 (.747) record. His UM teams set a NCAA record with 20 consecutive playoff appearances. Fraser's expertise extended worldwide as well.

He got his coaching start with the Netherlands that spawned three European Championships. Fraser guided the 1973 United States team that won the world title. In 1987, he led the USA to three upsets of Cuba and ultimately a Silver Medal at the Pan American Games. On the international front, his crowning glory was becoming the first Team USA coach when baseball was a medal sport at the 1992 Summer Games. A 26-time coach of the year, he is a member of 10 halls of fame, including the first class inducted into the College Baseball Foundation Hall of Fame in 2006. Ron Fraser's uniform No. 1 was retired on April 24, 1993.

### #5 DOUG SHIELDS

OUTFIELD

In a stellar four-year career, Shields set a high standard for UM centerfielders for years to come. The Tampa, Fla., native set seven offensive records while leading the Hurricanes to the school's first national title in 1982.

Shields is UM's career leader in games played with 284 and ranks second in career at bats with 871. He ranks third in runs scored (238) and hits (271), and is 10th in career RBI with 165. After graduating with a degree in marketing, Shields was signed by the Montreal Expos. However, a knee injury short circuited his pro aspirations. In 1988, Shields was one of 11 founders of the UM's Hall of Fame Locker room in the varsity clubhouse.

### #11 PAT BURRELL

THIRD BASE

Pat Burrell is the only player in the history of University of Miami baseball to win the coveted Golden Spikes Award. He finished his UM career with the best batting average in school history, hitting .442 over his three-year career and first in slugging percentage at .886. Burrell finished

second in career home runs with 61, second in total bases with 465, fifth in RBI with 187 and fourth in walks with 170.

His 1996 freshman campaign was one of the greatest seasons in college baseball history, hitting .484 with 23 home runs and 64 RBI on a team that finished runner-up for the national title. Burrell's sophomore season saw him finish with 21 home runs and a .409 average to go along with 76 RBI. He became Miami's first No. 1 overall pick in the Major League Draft in June of 1998 after hitting .432 with 17 home runs and 47 RBI in an injury-filled junior season

### #12 MIKE FIORE

OUTFIELDER

A four-year UM starter, Mike Fiore was a member of the 1988 gold medal-winning USA team. The gritty outfielder rewrote the Hurricanes' record book by setting 12 UM batting marks, including hits (341), runs (258), doubles (63), runs batted in (235) and total bases (506).

Fiore earned Freshman All-American honors in leading Miami to the 1985 NCAA crown and was a consensus All-American as a senior. He is also Miami's only Dick Howser Trophy winner, earning the honor in 1987 after leading UM to the College World Series in Omaha, Neb. Fiore completed his business degree on time in 1988, and following that season, was drafted and signed by the St. Louis Cardinals. For five seasons, he was the the Associate Director and General Manager for USA Baseball.

### #15 SKIP BERTMAN

CATCHER/ASST COACH

The first Hurricane baseball coach to have his number retired is best known for taking raw talent and transforming it into wins for Miami and a professional prospect. Bertman served as an assistant under Ron Fraser from 1975-83. He was then named the Head Coach at Louisiana State where he quickly turned that program into a national powerhouse. He played for UM as a catcher and outfielder from 1958-60.

Bertman was also the head coach of the 1996 United States Olympic Baseball Team and is a member of the University of Miami Sports Hall of Fame. Bertman joined Fraser as an inaugural

## RETIRED NUMBERS

inductee into the College Baseball Foundation Hall of Fame in 2006.

### #20 ORLANDO GONZALEZ FIRST BASE

Orlando Gonzalez's aggressive style of play at the plate and on the base paths led the Hurricanes to their first College World Series berth in 1974, a runner-up finish to Southern California. Gonzalez was named to the all-tournament team for his efforts at the CWS.

He won the 1974 Lefty Gomez Plate as the Outstanding Player in College Baseball as well as All-America honors by The Sporting News and the NCAA Coaches Association. He hit .338 with 38 stolen bases as a junior and .402 and 62 swipes as a senior in 1974. Drafted by Cleveland, he saw major league action with the Indians, A's and Phillies.

### #23 CHARLES JOHNSON CATCHER

Charles Johnson was a three-year letterman for the Hurricanes from 1990-92 and a first-team All-American by The Sporting News in his final season. He currently is listed in the record book in three offensive categories: triples in a season (first, 9), triples in a career (fifth, 12) and home runs in a career (ninth, 38).

Additionally, Johnson led the team in home runs in all three seasons in Coral Gables, as well as RBI in 1992. He was drafted by the Florida Marlins in the first round after his junior season in 1992 and enjoyed a MLB career that spanned 12 seasons.

### #25 RANDY GUERRA FIRST BASE / PITCHER

"Dandy Randy" was "Mister Do-It-All for UM", excelling on the mound and at bat from 1976 to 1979. He won 20 games as a hurler, but was best known as a long-ball hitting first baseman. Guerra finished his career in Coral Gables eighth on the career games played list with 238 appearances.

Guerra's consistency also landed him fifth on the career at bats chart with 839. During his four-year career, Guerra flashed excellent skills at the plate, finishing sixth in Miami history with 252 hits. He also finished tied for ninth with 50 career doubles and tied for seventh with 39 career home runs. Maybe the most impressive statistic of Guerra's

career was his 427 career total bases, which ranks third in Hurricane history, and 234 RBI, which ranks second.

### #26 NEAL HEATON PITCHER

Neal "The Heater" Heaton holds many of UM's pitching records, including victories in a season with 18 and strikeouts in a game with 23. He is second in career wins with 42, third in strikeouts in a season with 172 and third in career strikeouts 381.

In three years, 1979-81, Heaton was twice named an All-American and in 1981 was selected by the Cleveland Indians and made the parent club after just one year in the minors. Heaton was the first Hurricane to play in a big league all-star game.

### #29 STAN JAKUBOWSKI PITCHER

In 1974, as a 19-year-old sophomore, the right hander posted a 16-3 record and dazzling 1.46 ERA while being named to the AABCA All-America and All-College World Series teams. At the CWS, Jakubowski hurled a nine-hit complete game over Harvard in the Hurricanes' first CWS game ever. Miami finished runner-up to USC in their first College World Series.

Jakubowski finished his Miami career with a 40-14 record, 27 complete games, 432 innings pitched and 1.81 ERA. His 27 complete games is still a Miami school record. He was also a member of the 1974 United States team which won the World Amateur Championship under Ron Fraser.

### #33 J.D. ARTEAGA PITCHER/ASST COACH

J.D. Arteaga established himself as one of the greatest pitchers to ever take the mound at Mark Light Field. During his four-year career, Arteaga set school records for career starts (72) and victories (43). He is second all-time in innings pitched (458.1) and fifth in career strikeouts (343).

Arteaga ranks second in all-time College World Series starts, leading the Hurricanes to four appearances in Omaha. Arteaga was a 28th-round draft choice of the Mets in the 1997 MLB Draft. He retired in March of 2003 from professional baseball to become the pitching coach at his alma mater.



# ALL-TIME #PROCANES BY MLB TEAM

## ARIZONA DIAMONDBACKS

PLAYER	POS	YEARS
Jorge Fabregas	C	1998
Chris Herrmann	C/OF	2016
Peter O'Brien	OF	2015-16

## ATLANTA BRAVES

PLAYER	POS	YEARS
Brian Barton	OF	2009
Jorge Fabregas	C	1999

## BALTIMORE ORIOLES

PLAYER	POS	YEARS
Aubrey Huff	3B	2007-09
Charles Johnson	C	1999-2000
Wayne Krenchicki	3B	1979-81
Mike Pagliarulo	3B	1993
Danny Valencia	3B/OF	2013
Jemile Weeks	2B	2013

## BOSTON RED SOX

PLAYER	POS	YEARS
Alex Cora	2B	2005-08
Chris Howard	P	1994

## CHICAGO CUBS

PLAYER	POS	YEARS
Bobby Hill	2B	2002-03

## CHICAGO WHITE SOX

PLAYER	POS	YEARS
Jorge Fabregas	C	1997
Alex Fernandez	P	1990-96
Chris Howard	P	1993
Charles Johnson	C	2003-04
Nelson Santovenia	C	1992
Blake Tekotte	OF	2013

## CINCINNATI REDS

PLAYER	POS	YEARS
Yonder Alonso	1B/OF	2010-11
Danny Graves	P	1997-2005
Wayne Krenchicki	3B	1982-85
Greg Vaughn	OF	1999

## CLEVELAND INDIANS

PLAYER	POS	YEARS
Mike Armstrong	P	1987
Alex Cora	2B	2005
Orlando Gonzalez	1B	1976
Danny Graves	P	1996-97, 2006
Neal Heaton	P	1982-86
Jason Michaels	OF	2006-07
Chris Perez	P	2009-13

## COLORADO ROCKIES

PLAYER	POS	YEARS
Joe Grahe	P	1995
Charles Johnson	C	2003-04
Greg Vaughn	OF	2003

## DETROIT TIGERS

PLAYER	POS	YEARS
Aubrey Huff	3B	2009
Kurt Knudsen	P	1992-94
Wayne Krenchicki	3B	1983

## HOUSTON ASTROS

PLAYER	POS	YEARS
Buddy Harris	P	1970-71
Charlton Jimerson	OF	2005-06
Jason Michaels	OF	2009-11
Orlando Palmeiro	OF	2004-07

## KANSAS CITY ROYALS

PLAYER	POS	YEARS
Mike Armstrong	P	1982-83
Jorge Fabregas	C	2000
Neal Heaton	P	1992
Ross Jones	SS	1987
Danny Rios	P	1998
Nelson Santovenia	C	1993
Danny Valencia	3B/OF	2014
Tony Vila	P	1978

## LOS ANGELES ANGELS OF ANAHEIM

PLAYER	POS	YEARS
Jorge Fabregas	C	1994-97, '01-02
Joe Grahe	P	1990-94
Ryan Jackson	INF	2015
Orlando Palmeiro	OF	1994-2002

## LOS ANGELES DODGERS

PLAYER	POS	YEARS
Alex Cora	2B	1998-2004
Charles Johnson	C	1998
Mike Metcalfe	OF	1998, 2000
Mike Piazza	C	1992-98
F.P. Santangelo	OF	2000
Yasmani Grandal	C	2015-16

## MIAMI MARLINS

PLAYER	POS	YEARS
Dave Berg	SS	1998-2001
Jorge Fabregas	C	1999
Alex Fernandez	P	1997-2000
Charles Johnson	C	1994-98, '01-02
Mike Piazza	C	1998
Gaby Sanchez	1B	2008-12

# ALL-TIME #PROCANES BY MLB TEAM

## MILWAUKEE BREWERS

PLAYER	POS	YEARS
Ryan Braun	3B/OF	2007-16
Gus Gandarillas	P	2001
Neal Heaton	P	1992
Greg Vaughn	OF	1989-96

## MINNESOTA TWINS

PLAYER	POS	YEARS
Neal Heaton	P	1986
Chris Herrmann	C/OF	2012-15
Oscar Munoz	P	1995
Mike Pagliarulo	3B	1992-93

## NEW YORK METS

PLAYER	POS	YEARS
Alex Cora	2B	2009-10
Jorge Fabregas	C	1998
Danny Graves	P	2005
Ross Jones	SS	1984
Mike Piazza	C	1998-2005

## NEW YORK YANKEES

PLAYER	POS	YEARS
Mike Armstrong	P	1984-86
Neal Heaton	P	1993
Mike Pagliarulo	3B	1984-89
Danny Rios	P	1997
Wade Taylor	P	1991
Jay Tessmer	P	1998-2002

## OAKLAND ATHLETICS

PLAYER	POS	YEARS
Yonder Alonso	1B	2016
Warren Bogle	P	1968
Orlando Gonzalez	1B	1980
F.P. Santangelo	OF	2001
Danny Valencia	3B/OF/1B	2015-16
Jemile Weeks	2B	2011-13

## PHILADELPHIA PHILLIES

PLAYER	POS	YEARS
Pat Burrell	OF	2000-08
Orlando Gonzalez	1B	1978
Joe Grahe	P	1999
Ryan Karp	P	1995, 1997
Jason Michaels	OF	2001-05

## PITTSBURGH PIRATES

PLAYER	POS	YEARS
Neal Heaton	P	1989-91
Bobby Hill	2B	2003-05
Jason Michaels	OF	2008
Gaby Sanchez	1B	2012-14

## SAN DIEGO PADRES

PLAYER	POS	YEARS
Yonder Alonso	1B/OF	2012-13
Mike Armstrong	P	1980-81
Cesar Carrillo	P	2009
Yasmani Grandal	C	2012-13
Jon Jay	OF	2016
Mike Pagliarulo	3B	1989-90
Mike Piazza	C	2006
Eddy Rodriguez	C	2012
Blake Tekotte	OF	2011-12
Greg Vaughn	OF	1996-98
Jemile Weeks	2B	2016

## SAN FRANCISCO GIANTS

PLAYER	POS	YEARS
Pat Burrell	OF	2010-11
Aubrey Huff	3B	2010-12
F.P. Santangelo	OF	1999

## SEATTLE MARINERS

PLAYER	POS	YEARS
Charlton Jimerson	OF	2007-08
Ross Jones	SS	1986
Jim Maler	1B	1981-83

## ST. LOUIS CARDINALS

PLAYER	POS	YEARS
Brian Barton	OF	2008
John Fulgham	P	1979-80
Ryan Jackson	2B	2012-13
Jon Jay	OF	2010-15
Chris Perez	P	2008-09

## TAMPA BAY RAYS

PLAYER	POS	YEARS
Pat Burrell	OF	2009-10
Aubrey Huff	3B	2000-06
Charles Johnson	C	2005
Greg Vaughn	OF	2000-02

## TEXAS RANGERS

PLAYER	POS	YEARS
Alex Cora	2B	2010
Chris Howard	P	1995

## TORONTO BLUE JAYS

PLAYER	POS	YEARS
Dave Berg	SS	2002-04

## WASHINGTON NATIONALS

PLAYER	POS	YEARS
Neal Heaton	P	1987-88
Wayne Krenchicki	3B	1986
F.P. Santangelo	OF	1995-98
Nelson Santovenia	C	1987-91



# ALL-TIME MLB DRAFT PICKS

## PRE-DRAFT ERA (through 1964)

YEAR	RD	PICK	NAME	TEAM
1956	—	—	Tommy Adams	Phillies
1959	—	—	Ed Harrison	Indians
1962	—	—	Larry Wilson	Athletics
1963	—	—	Ernie Yaroshuk	Phillies
1964	—	—	Elmer Harris	White Sox
	—	—	Bobby Ward	Cubs

## JUNE DRAFT (1964-current)

YEAR	RD	PICK	NAME	TEAM
1965	34	632	Bob Biletnikoff	Athletics
1966	6	102	*Warren Bogle*	Athletics
1968	—	FA	John Danchick	Red Sox
	—	FA	Dick Stureman	Mets
1969	7	153	George Maduro	Yankees
	25	576	Thom Lehman	Astros
1970	—	FA	Tony Barletta	Dodgers
1971	24	559	Terry Brown	Giants
	—	FA	Tom Borzecki	Giants
1972	—	FA	Ferris French	Red Sox
1973	—	FA	Bob Bartlett	Mets
	—	FA	Ralph Edwards	Tigers
	—	FA	Rick Patrylo	Cubs
	—	FA	Wally Pontiff	Rangers
1974	18	408	*Orlando Gonzalez	Indians
	35	662	Rick Reichle	Orioles
	—	FA	Benny Castillo	Expos
	—	FA	Manny Trujillo	Indians
1975	—	FA	Jerry Brust	Angels
	—	FA	Rick D'Innocenzio	Giants
	—	FA	Tom Holliday	Pirates
1976	12	280	Pat Callahan*	Yankees
	28	623	Rick Montoni*	Braves
	—	FA	Stan Jakubowski	Pirates
	—	FA	Bill Malpas	Reds
1977	8	205	Pat Callahan	Yankees
	26	63	Rick Montoni	White Sox
	—	FA	Gavin Long	Brewers
1978	3	73	Augie Ruiz	Dodgers
	19	485	Howard Shapiro*	Rangers
	21	522	Randy Guerra*	Brewers
	25	602	Humberto Acosta	Brewers
	—	FA	Kevin Ruffler	Astros
	—	FA	*Tony Vila	Royals
1979	11	261	Mark Batten	Mariners
	13	333	Ron Batten	Royals
	14	363	Randy Guerra	Yankees
	19	482	Alfredo Rodriguez	Padres
	37	841	Howie Shapiro	Cubs
	—	FA	Erol Akchurin	Yankees
	—	FA	*Tony Brewer	Yankees
	—	FA	George Persandi	Twins
	—	FA	Wes Robbins	Yankees
1980	1	9	*Ross Jones	Dodgers
	9	234	Matt Tyner	Orioles
	14	258	Bob Bastian	Angels
	18	460	Jeff Morrison*	Tigers
	24	603	Matt Minium	Indians
	—	FA	Dave Bisceglia	Reds
	—	FA	Paul Hundhammer	Red Sox
1981	1	26	Frank Castro	Padres

	2	39	*Neal Heaton	Indians	26	697	Shawn Purdy*	Athletics	
	6	154	*Mike Pagliarulo	Yankees	—	FA	Juan Flores	Brewers	
	8	193	Brian Silvas	Indians	—	FA	Chris Hirsch	Expos	
	13	324	Tom Gil	Pirates	1991	1	34	*Jorge Fabregas	Angels
	14	362	Mike Browning	Yankees		16	429	Shawn Purdy	Angels
	19	472	Jeff Morrison	Tigers		25	570	*Ryan Karp (FIU)	Braves
	—	FA	Rob Biagini	Giants		33	871	*Orlando Palmeiro	Angels
	—	FA	Alex DeJesus	Expos		39	1014	Maurice Crum	Brewers
1982	18	458	Mike Kasprzak	Astros	—	FA	Scott Lucas	Brewers	
	24	611	Sam Sorce	Rangers	—	FA	Mike Tosar	Mets	
	—	FA	Eddie Escribano	Athletics	1992	1	28	*Charles Johnson	Marlins
	—	FA	Mickey Williams	Giants		3	94	Gus Gandarillas	Twins
1983	8	202	Dave Eichorn	Dodgers		5	139	Jeff Alkire	Cardinals
	10	238	Danny Smith	Reds		9	242	*Ryan Karp (FIU)	Yankees
	10	243	Bill Wrona	Mariners		17	469	Jonathan Smith	Mets
	16	397	Orlando Artiles	Athletics	—	FA	Chris Anderson	Angels	
	20	519	Phil Lane*	Brewers	—	FA	Kevin DiGiacomo	Indians	
	25	620	Calvin James*	Cubs	—	FA	Gino DiMare	Red Sox	
	28	688	Camilo Pascual	Athletics	—	FA	Frank Mora	Mets	
	—	FA	Pat Griffin	Tigers	1993	8	214	Jose Prado	Dodgers
	—	FA	Steve Lusby	Angels		10	272	Silvio Censale	Phillies
	—	FA	Mike Sanicola	Yankees		38	1079	*Dave Berg	Marlins
	—	FA	Mitch Seoane	Yankees		44	1238	Chad Rupp	Twins
	—	FA	Javier Velazquez	Dodgers	—	FA	Danny Rios	Yankees	
1984	2	38	Frank Russo	Pirates	—	FA	Rick Ellstrom	Padres	
	2	52	Rob Souza	Tigers	1994	2	55	Kenny Henderson*	Expos
	6	149	Clarke Lange	Astros		3	76	*Mike Metcalfe	Dodgers
	16	414	Phil Lane	Yankees		4	101	*Danny Graves	Indians
	21	543	Darren Mandel	Yankees		10	278	Bruce Thompson*	Cardinals
	29	702	Doug Shields	Expos		15	425	Sean Duncan	White Sox
1985	8	210	Don Rowland	Tigers		21	569	Alex Miranda	Athletics
	13	326	Calvin James	Astros		21	581	Eric Morgan	Mariners
	13	340	Alain Patenaude	Tigers		33	904	Luis Hernandez	Mets
	18	459	Rick Raether*	Angels		45	1238	Walter Owens	Indians
	30	760	Kevin Sheary*	Cardinals	1995	5	117	Kenny Henderson	Padres
	—	FA	Jon Leake	Brewers		11	284	Danny Buxbaum	Angels
	—	FA	Willie Martinez	Orioles		12	327	Bruce Thompson	Giants
1986	6	137	Rick Raether	Rangers		13	341	Rick Gama	Padres
	13	317	Dan Davies	Indians		19	534	*Jay Tessmer	Yankees
	25	628	Kevin Sheary	Mariners		30	838	Jason Adge	Indians
	—	FA	*Chris Howard	Yankees		31	866	Ricky Gonzalez	Indians
	—	FA	Gus Meizoso	Rangers		36	1002	Adam Finnieston	Royals
	—	FA	Kevin Ryan	Dodgers		42	1176	Pete Demorejon	White Sox
1987	22	573	Chris Lee	Astros		46	1283	Denis Pujals*	Yankees
	—	FA	Mike Gibbons	Expos	1996	3	88	*Alex Cora	Dodgers
	—	FA	*Wade Taylor	Yankees		6	158	Jim Gargiulo	Cardinals
1988	5	125	*Joe Grahe*	Athletics		9	274	Denis Pujals	Devil Rays
	9	239	*Kurt Knudson	Tigers		10	299	Rudy Gomez	Yankees
	15	392	Mike Fiore	Cardinals		17	514	Michael DeCelle	Devil Rays
	26	669	Jorge Robles	Mariners		18	537	Alan Westfall	Mariners
	28	715	Frank Dominguez	Angels		28	825	T.R. Marcinzyk	Athletics
	30	779	Will Vespe	Twins		37	1088	Clint Weibl	Cardinals
	53	1291	Doug DeKock	Expos		43	1271	Eddie Rivero	Phillies
	62	1390	Mike Piazza*	Dodgers	1996	43	1272	Kenard Lang*	White Sox
	—	FA	Steffen Majer	Cardinals		45	1319	Tris Moore	Tigers
1989	2	39	*Joe Grahe	Angels	1996	54	1515	J.D. Artega*	Pirates
	20	512	F.P. Santangelo	Expos		50	1595	Ryan Grimmett*	Mariners
	26	664	Joe Trujillo	Cardinals	1997	7	234	Eddy Reyes	Devil Rays
YEAR	RD	PICK	NAME	TEAM	YEAR	RD	PICK	NAME	TEAM
1989	60	1418	Rey Noriega	Yankees	1997	15	464	*Jason Michaels*	Cardinals
	—	FA	Henry Hernandez	Cardinals		16	504	Laz Gutierrez*	Devil Rays
	—	FA	Mike Hinde	Twins		18	535	Ryan Grimmett	Tigers
	—	FA	Will Vespe	Indians		22	655	Mandy Jacomino	Tigers
	—	FA	Larry Walker	Yankees		26	780	J.D. Artega	Mets
1990	1	4	*Alex Fernandez (Dade)	White Sox		44	1301	Brad Brewer	Angels
	4	133	Oscar Muñoz	Indians	—	FA	Mike Lopez-Cao	Devil Rays	
	1	1	*Pat Burrell	Phillies	1998	1	1		

# ALL-TIME MLB DRAFT PICKS

	2	47	Robbie Morrison	Royals	34	1024	Enrique Garcia*	Cubs	
	3	96	Alex Santos*	Dodgers		—	FA Roger Tomas	Tigers	
	4	104	*Jason Michaels	Phillies	2008	1	7	*Yonder Alonso	Reds
	5	162	*Aubrey Huff	Devil Rays		1	12	*Jemile Weeks	Athletics
	8	248	Todd Ozias	Giants		1	27	Carlos Gutierrez	Twins
	13	387	Laz Gutierrez	Tigers		2	66	Dennis Raben	Mariners
	—	FA	German Alvarez	Braves		3	101	*Blake Tekotte	Padres
1999	2	66	*Bobby Hill*	White Sox		4	129	Mark Sobolewski	Blue Jays
	3	96	Russ Jacobson	Phillies		24	719	Enrique Garcia	Reds
	4	115	Alex Santos	Devil Rays		26	786	Adrian Severino	Twins
	7	216	David Gil*	Phillies	2009	5	144	Jason Hagerty	Padres
	29	878	Michael Neu	Reds		5	159	*Ryan Jackson	Cardinals
	—	FA	Darryl Roque	Expos		5	163	Kyle Bellamy	White Sox
	—	FA	Brian Seever	Angels		6	192	*Chris Herrmann	Twins
2000	2	43	*Bobby Hill	Cubs		20	620	Eric Erickson*	Cubs
	3	93	David Gil	Reds		28	841	Dave DiNatale	Rockies
	14	416	Manny Cresso	Mariners		36	1073	John Housey	Mariners
	40	1200	Mark Walker	Giants		37	1122	David Gutierrez*	Twins
	44	1314	Kevin Brown*	Red Sox		46	1400	Glenn Cook (football)	Cubs
2001	2	54	Mike Rodriguez	Astros	2010	1	12	*Yasmani Grandal	Reds
	4	121	Chris Sheffield	Blue Jays		7	233	Chris Hernandez	Red Sox
	4	132	Brian Walker	Mets		18	555	David Gutierrez	Twins
	5	146	*Charlton Jimerson	Astros		29	881	Scott Lawson	Rays
	7	207	Tom Farmer	Tigers		30	919	Iden Nazario	Cardinals
	11	330	Marcus Nettles	Padres	2011	2	90	Harold Martinez	Phillies
	16	488	Mike DiRosa	DBacks		3	98	Zeke DeVoss	Cubs
	17	507	Dan Smith	Tigers		8	260	Daniel Miranda	Cardinals
	19	585	Kevin Brown	Braves		16	500	Travis Miller	Cardinals
	28	831	Troy Roberson*	Rangers		17	513	Nathan Melendres	Mariners
	37	1112	Kris Clute	Marlins	2012	2	94	Peter O'Brien	Yankees
	—	FA	Greg Lovelady	Marlins		7	238	E.J. Encinosa	Giants
	—	FA	Alex Prendes	Red Sox		8	264	Stephen Perez	Nationals
2002	5	135	Kevin Howard	Reds		20	611	Steven Ewing	Mariners
	5	144	Javy Rodriguez	Angels		34	1057	Eric Erickson	Yankees
	11	322	Kiki Bengochea	Rangers		—	FA	Rony Rodriguez	Cubs
	15	457	Matt Dryer	Giants		—	FA	Cade Kreuter	Padres
	21	632	T.J. Prunty	Twins	2013	21	619	Eric Nedeljkovic	Rockies
	23	692	Danny Matienzo	Twins		29	867	Chantz Mack	Mariners
	47	1394	Troy Roberson	Mets		29	875	Bryan Radziewski*	Cardinals
2003	35	1040	Jim Burt*	Blue Jays		38	1130	Javi Salas*	Twins
2004	2	54	Erick San Pedro	Expos		—	FA	Alex San Juan	Rockies
	10	299	Adam Ricks	White Sox	2014	2	57	Andrew Suarez*	Nationals
	19	554	Jim Burt	Mets		5	163	Chris Diaz	Braves
	26	771	J.D. Cockroft	Rangers		7	214	Dale Carey	Nationals
	38	1133	Richard Giannotti	Angels		9	256	Bryan Radziewski	Astros
	40	1207	Danny Figueroa*	Athletics		10	296	Javi Salas	Brewers
	—	FA	*Brian Barton	Indians		21	629	Tyler Palmer	Angels
2005	1	5	*Ryan Braun	Brewers		40	1186	Alex Hernandez	Astros
	1	18	Cesar Carrillo	Padres	2015	2	61	Andrew Suarez	Giants
	4	126	*Gaby Sanchez	Marlins		4	119	David Thompson	Mets
	9	273	Paco Figueroa	Orioles		7	211	George Iskenderian	Brewers
	10	305	Chiqui Chirino	White Sox		14	432	Garrett Kennedy	Dodgers
	23	685	Brendan Katin	Brewers		16	485	Ricky Eusebio	Mariners
	24	711	Vince Bongiovanni	DBacks	2016	1	10	Zack Collins	White Sox
	34	1022	Brandon Camardese	Reds		6	170	Willie Abreu	Rockies
	43	1289	Danny Figueroa	Orioles		6	175	Bryan Garcia	Tigers
	—	FA	Dan Touchet	Ranges		10	303	Brandon Lopez	Twins
2006	1	42	*Chris Perez	Cardinals		14	447	Danny Garcia	Mariners
	2	74	*Jon Jay	Cardinals		18	545	Jacob Heyward	Giants
	4	111	Ricky Orta	Mariners		28	847	Johnny Ruiz*	Astros
	8	233	Tommy Giles	Dodgers					
	19	576	*Danny Valencia	Twins					
	20	594	*Eddy Rodriguez	Reds					
	23	678	*Scott Maine*	Rockies					
2007	6	193	*Scott Maine	DBacks					
	8	271	Manny Miguelez	Tigers					
	30	921	Danny Gil	Astros					

# ALL-TIME LETTERMEN

## A

Abrams, Sam	2011, 2013-15
Abreu, Willie	2014-16
Acosta, Humberto	1977-78
Adams, Tommy	1953-56
Adams, Larry	1948
Addison, Brent	1986
Adge, Jason	1995
Adler, Jim	1951
Akchurin, Erol	1977-78
Albir, Marcelo	2003-04, 06
Alfonso, Gus	1998
Alfonso, Raudel	2005-2006
Alonso, Yonder	2006-2008
Allen, Jon	2004
Alkire, Jeff	1989-92
Alvarez, Bob	1952-53
Alvarez, German	1997-98
Alvarez, Ryan	2016
Anderson, Chris	1988, 90-92
Archer, John	1961-62
Armstrong, Mike	1973
Arrieta, Fadul	1992-93
Arteaga, J.D.	1994-97
Artiles, Orlando	1982-83

## B

Baldoni, Fred	1947-50
Barkett, Matt	2002-03
Barletta, Tony	1969-70
Barnes, George	1964
Barquin, Tony	1980-81
Barr, Christopher	2013, 2015-16
Barrett, Pat	1970-71
Bartell, John	1958-60
Bartlett, Bob	1971-73
Bastian, Bob	1980
Barton, Brian	2003-04
Bartow, Frankie	2016
Batista, Randy	2016
Battaglia, Tom	1971
Battaglia, Vince	1970-71
Batten, Mark	1976-79
Batter, Ron	1978-79
Bauer, Mark	1983
Baxter, Tom	1974
Beal, Stuart	1954
Beasley, Sean	1996
Beauprez, Derik	2014-Present
Beckman, Witt	1972-75
Beer, Irv	1953
Beish, Greg	1971

Bellamy, Kyle	2007-09
Bengochea, Kiki	2000-02
Benoit, Jerry	1951-53
Berg, Dave	1992-93
Berry, Steve	1973
Berry, Red	1959-61
Berryman, Dick	1947-48
Bertani, Fred	1963-65
Berthelot, Eric	1993
Bertman, Skip	1958-60
Best, Gary	1992
Biagini, Rob	1980-81
Biletnikoff, Bob	1965
Bisceglia, Dave	1980
Alex Blanco	2002-04
Ted Blackman	2009-10
Blank, Jerry	1946
Blanton, Ed	1946
Blanton, Jack V.	1946
Boden, Eddie	1948-49
Bogle, Warren	1966-67
Boguszewski, Hank	1973
Bongiovanni, Vince	2002-05
Bonofiglio, Mario	1954
Booth, Dean	1960-61
Borgese, Jeff	1989
Borowicz, Ray	1971
Borzecki, Tom	1968-71
Bossory, John	1963-65
Brady, John	1962-65
Brande, Luis	1975-76
Brannan, Ryan	1994-95
Braun, Ryan	2003-05
Bravo, Eddie	1968-69
Brenan, Mike	1958-59
Breslof, Steve	1974-75
Brewer, Tony	1978-79
Brewer, Bob	1957-59
Brewer, Brad	1997
Briggi, Danny	2015
Broad, Michael	2010-13
Brooks, Walt	1979
Brown, Clint	1992
Brown, Kevin	1998-01
Brown, Tom	1967
Brown, Terry	1970-72
Browning, Mike	1981
Bruce, Wayne	1973
Bruckner, Dan	1987-88
Brust, Jerry	1974-75
Buchowski, Barry	2016
Bundrick, Brian	1996
Burmester, Lou	1980
Burnett,*	1946

Burrell, Bill	1950-51
Burrell, Pat	1996-98
Burt, Jim	2001-2004
Burton, Tim	1996
Bush, Todd	1990-91
Buxbaum, Danny	1994-95

## C

Cabezas, Andrew	2016
Callahan, Pat	1976-77
Cameron, Rusty	1970
Campbell, Whitey	1947-50
Camardese, Brandon	2002-05
Canevari, Dan	1979
Cannizzaro, Frank	1996
Carapella, Al	1949-50
Carey, Dale	2011-14
Carr, Dave	1982-83
Carrillo, Cesar	2004-05
Cartaya, Oscar	1997
Carter, Dick	1951-52
Carter, Kevin	1983-84
Cash, Charlie	1984
Casoria, Len	1955-56
Castillo, Benny	1971-74
Castro, Frank	1979-81
Catalino,*	1963
Caudle, Jim	1953, 57
Censale, Silvio	1991-93
Chaney, Joe	1977
Channell, Ryan	1999
Chefas, John	1963
Chester, Carl	2015-16
Chirino, Chiqui	2003-04
Cianchini, Elliot	1989-90
Clark, Jim	1947
Clark, Al	1984
Clute, Kris	1998-01
Cockroft, J.D.	2001-04
Cohn, Andrew	2001-04
Colasanti, Art	1966
Coleman, Greg	1990-93
Collazo, Lazaro	1985
Collins, John	1965-66
Collins, Zack	2014-16
Conley, Jeff	1982
Connell, Jerry	1953
Contreras, Ed	1957-59
Cooper, Rob	1993
Cora, Alex	1994-96
Cortina, Bucky	1948-50, 52
Crespo, Manny	1998-00
Crocitto, Peter	2015-16

# ALL-TIME LETTERMEN

Crosta, Jim	1973-75
Crow, Dean	1992
Crum, Maurice	1990-91
Cucuzza, John	1973
Cuervo, Bernie	1993

## D

D'Innocenzio, Rick	1974-75
Danchik, John	1966-68
Dangel, Al	1958-60
Davies, Dan	1983-86
Day, Steve	1990-91
Deardorff, Lou	1951-52
DeBold, Luke	1999-02
DeBold, Rusty	1985-86
DeCelle, Michael	1996
Deem, Cliff	1967-69
Dehlinger, Rick	1978
DeJesus, Alex	1978-81
DeKock, Doug	1987-88
DeKreon, Bob	1955
Del Giudice, Rick	1977-80
Del Rio, Ted	1951-52
Deliz, Chico	1960-62
DeMola, Oscar	1975
Dermigny, Sam	1946
Desmond, Bill	1948-50
DeVoss, Zeke	2010-11
Diaz, Carlos	2014
Diaz, Chris	2012-2014
Diaz, Rick	1978-79
Diaz, Sebastian	2014-15
Diaz, Walter	2005
Diego, Kevin	2007
DiGiacomo, Kevin	1990-92
DiFalco, Joe	1972-73
DiGiammarino, Larry	1960
DiMare, Gino	1989-92
DiMare, Richard	1962
DiNatale, Dave	2007-09
Dini, Greg	2002-03
DiRosa, Mike	1999-01
Dixon, Ryan	2002-03
Dollar, Toby	1994
Dominguez, Frank	1985-88
Donahue, Karl	1950-52
Dorish, Dave	1991-92
Dryer, Matt	1999-01
Duarte, Lou	1979
Duffin, Tom	1986
Dulom, Kirk	1986-87, 89
Duncan, Sean	1994
Dunkle, Sheldon	1956-58

Dyshuk, Pete	1951
--------------	------

## E

Eccleston,*	1963
Edwards, Ralph	1973
Egnatuk, Wally	1980
Eich, Gene	1964
Eich, Dennis	1962-64
Eichhorn, Dave	1983
Ellena, Greg	1983-86
Ellison, Ernie	1949
Ellstrom, Rick	1992-93
Ecinosa, E.J.	2010-12
Epstein, Daniel	2016
Erickson, Eric	2007-08, 10, 12
Erickson, Greg	1990
Erwin, Mat	1994
Escribano, Eddie	1979-80, 82
Esquivel, Lale	1997, 99-00
Estrada, Bobby	1979
Eusebio, Ricky	2013-2015
Ewing, Steven	2010-12

## F

Fabregas, Jorge	1989-91
Fahy, Thomas	1961
Fanaro, Carl	1963
Farrell, Jon	1990
Farmer, Tom	1998-01
Fauci, Steve	1985
Feeney, Patrick	2005
Feldman, Richard	1976-77
Feldman, Robert	1976-77
Ferguson, Dave	1980
Ferguson, John	1947
Fernandez, Alex	1989
Fernandez, Alexander	2012-13
Ferrara, Tony	1949-51
Fieger, Brad	2011-2014
Fieler, Ralph	1949
Figueroa, Danny	2002-05
Figueroa, Paco	2002-05
Finnieston, Adam	1995
Fiore, Mike	1985-88
Fischer, Ed	1974
Fitch, Bob	1963
Fitzgerald, Mike	1964-65
Fleizach, Frank	1998
Flick, Vaughn	1973-75
Flores, Juan	1989-90
Floyd, Rick	1973-74

Flynn, Bobby	1972-75
Fordyce, Larry	1967-68
Foster, Harvey	1962-64
Franantonio, Frank	1948
Frear, Fred	1954
Freitas, Nick	2006-2007
French, Ferris	1968-70
Frese, Roger	1957
Frey, Eric	1974
Fuko, Dean	1971-73
Fulghan, John	1975

## G

Gale, Dino	1976, 79
Gallagher, Terry	1977-81
Gallo, Hadrian	1984
Gama, Rick	1993-95
Gandarillas, Gus	1992
Gankofskie, Rich	1977
Garabedian, Alex	2005
Garcia, Bryan	2014-16
Garcia, Danny	2014-16
Garcia, Enrique	2007-2008
Gargiulo, Jim	1994-96
Garrigus, Carl	1953-55
Garvey, Ed	1968-70
Gawenda, Chris	2006, 08
George, Bobby	1970-71
Geroty, Dick	1946-49
Ghaul, Harry	1946-47
Giacoboni, Dom	1956-58
Gianini, Jim	1969
Giannotti, Richard	2002-04
Gibbons, Mike	1986-87
Gifford, Ron	1972-83
Gil, Danny	2004-07
Gil, David	1997-00
Gil, Tom	1981
Giles, Tommy	2006
Gill, Rob	1976-77
Girona, Frank	1951
Golding, Rob	1957
Gomez, Joe	2016
Gomez, Rudy	1994-96
Gomez, Tito	1966-68
Gonsalves, Lou	1950-51
Gonzalez, Dorian	1994-96
Gonzalez, Orlando	1973-74
Gonzalez, Ricky	1995
Gonzalez, Roger	2013
Gonzalez, Romy	2016
Goodwin, Jim	1967
Graham, Norman	1959-61



## ALL-TIME LETTERMEN

Grahe, Joe	1987-89	Hinde, Mike	1989	Karp, Ryan	1991
Grandal, Yasmani	2008-10	Hines, Wayne	1962-65	Kasprzak, Mike	1981-82
Grandinette, Frank	2013	Hirsch, Chris	1988-90	Katin, Brendan	2004-05
Graves, Danny	1992-94	Hoelker, Chad	1992-95	Kaufman, Teddy	2007
Green, Toby	1963-65	Hoff, Eddie	1995-96	Kavanaugh, Dan	1960-62
Green, Joel	1969-71	Hogan, Bill	1976	Kazan, Marty	1952-53
Grey, William	1962-65	Hogden, *	1949	Keller, Chuck	1979
Griffen, Pat	1983	Holka, Doug	1969-72	Kelly, Charles	1947
Grimmett, Ryan	1994-97	Holliday, Tom	1974-75	Kennedy, Garrett	2012-2015
Grundy, Jerad	2010	Honiotes, Andy	2015	Kichefski, Bob	1952-53
Guerra, Randy	1976-79	Hooft, Joey	2002-04	Kirkpatrick, Norm	1981
Guerra, Rene	2008-09	Horgen, David	1957-59	Kish, Dave	1961-63
Guerra, Ryan	2016	Housey, John	2007-2009	Kissell, Larry	1947-48
Gullette, Leigh	1976-80	Howard, Chris	1986	Kissner, Albie	1976
Gutierrez, Carlos	2005-08	Howard, Kevin	2000-02	Knight, Terry	1966
Gutierrez, David	2007-10	Howell, Greg	1997-00	Knightsen, Willie	1984
Gutierrez, Laz	1996-98	Huguet, George	2001-04	Knott, Dave	1974-77
Guttman, Maury	1958	Huff, Aubrey	1997-98	Knowles, Greg	1988-91
		Hughes, Bobby	1959-61	Knowles, Dale	1984
		Hundhammer, Paul	1979-80	Knudsen, Kurt	1988

## H

Hacker, T.J.	2003
Hagerty, Jason	2007-09
Hambleton, Denny	1947-50
Hammond, Cooper	2014-16
Hammonds, Paul	1975-76
Hand, Frank	1948-50, 52
Hansen, Russ	1977
Hansen, Thomas	1962
Harris, Elmer	1962-64
Harrison, Ed	1956-58
Hart, Chris	1984-85
Hattis, Bill	1974-75
Hearn, H.C.	1956-57
Heaton, Neal	1979-81
Heaton, Scott	1982
Heffer, Larry	1961-62
Heiser, Rick	1986
Helmer, Robert	2004
Helmstetter, Chuck	1968-70
Henderson, Kenny	1992-95
Herman, Dave	1971-72
Hernandez, Alex	2013-2014
Hernandez, Bob	1987-88
Hernandez, Chris	2008-10
Hernandez, Ernie	1976
Hernandez, Henry	1987-89
Hernandez, Luis	1991-94
Herrera, Jace	2013
Herrmann, Chris	2009
Heyman, Grant	2013
Heyward, Jacob	2014-16
Hill, Bobby	1997-99
Hinckle, Claude	1972

## I

Incardona, Joe	1972
Iskenderian, George	2015

## J

Jackson, Ryan	2007-09
Jacobsen, Chris	1993
Jacobson, Russ	1997-99
Jacomino, Mandy	1997
Jakubowski, Stan	1973-76
James, Calvin	1981-85
James, Harvey	1946
Jay, Jon	2004-06
Jezeck, Laddie	1967-69
Jimerson, Charlton	1998-01
Johnson, Charles	1990-92
Johnston, J.B.	1953
Jones, Rick	1965-67
Jones, Ross	1979-80
Jordan, Bert	1981
Joseph, Pete	1988

## K

Kahn, * 1967	
Kahn, Gary	1971
Kairis, Ed	1946-48
Kamalsky, Matt	1998-99
Kampf, Fred	1967-68

## L

Landis, David	1959
Lane, Andrew	2003-2006
Lane, Phil	1982-84
Lange, Clarke	1984
Larkin, Mike	1969-72
Larsen, Al	1956
Larson, Forrest	1972
Lawroski, John	2013-2014
Lawson, Scott	2009-10
Leake, Jon	1984-85
Leary, Jack	1951
Lee, Chris	1986-87
Leehive, Dennis	1966
Lehman, Thom	1967-69
LePore, Babe	1948-50
Lepore, Jesse	2015-16
Lerner, Steve	1975, 77
Leve, Chuck	1968-70
Levin, Andrew	1961

## ALL-TIME LETTERMEN

Levy, Harold	2008	Matthews, Jack	1954-57	Nichols, Jack	1954
Lewis, John	1959-60	Maude, Mike	1980-81	Nicholson, Rick	1975-76
Lindquist, Chet	1954-55	Maza, Ralph	1969-72	Nobles, Charlie	1965
Lison, Gus	1941, 49	Meagher, Joe	1949-52	Noce, John	1985-86
Litz, Norman	1951	Mediavilla, Michael	2015-16	Norbert, Ted	1957
Llanes, Juan	1991-92	Mederos, Jarred	2012	Norcross, Robert	1966
LoMedico, Phil	1974-75	Meizoso, Gus	1983-86	Noriega, Rey	1988-89
Long, Gavin	1976-77	Melendres, Nathan	2009-11	Novak, Andy	1947-50
Lopez, Brandon	2013-16	Mell, Vic	1946	Nugent, Nick	1955-56
Lopez, Ricky	1991	Menendez, Gus	2006-07	Nykoluk, Kevin	1996
Lopez-Cao, Andrew	1997-98	Mestre, Marc	1994-96		
Lopez-Cao, Mike	1994-97	Metcalfe, Mike	1993-94		
Lorenzo, Al	1983	Meyer, Devin	2016		
Losch, Jack	1953-55	Michaels, Jason	1997-98		
Lovecchio, Joe	2010	Michelangeli, Edgar	2014-16		
Lovelady, Greg	1998-01	Migueluez, Manny	2005-07		
Lucas, Scott	1990-91	Miller, George	1975		
Ludwig, Edward	1962	Miller, Rich	1966-67, 69		
Lusby, Steve	1982-83	Miller, Travis	2009-11		
Lynch, Chris	1975-76	Milliken, Kenneth	1962		

## M

McClain, Bill	1960	Mintium, Matt	1980
McElaney, *	1947	Minter, Alan	1961-62
McGoldrick, Joe	1973	Miranda, Alex	1991-94
McLean, Jon	2005-2006	Miranda, Daniel	2009-11
Mack, Chantz	2010-13	Mitchell, Nelson	1964-65
Mack, Preston	1991	Monashkin, Al	1949-50
Maduro, Jorge	1967-69	Monte, Neale	1968-70
Magno, Chris	1985-86	Montoni, Rick	1976-77
Maine, Scott	2005-07	Moore, Tris	1995-96
Majer, Steffen	1984-88	Mora, Frank	1990-92
Maler, Jim	1977	Moretti, Gene	1951-53
Malizia, Mark	1985	Morgan, Eric	1994
Malpas, Bill	1975-76	Morris, J.R.	1993
Mandel, Darren	1983-84	Morrison, Jeff	1978-81
Mandis, Angelo	1957-58	Morrison, Robbie	1996-98
Mannix, Kevin	2000-02	Muelhausen, Jim	1969-72
Maone, Jim	1975	Munoz, Oscar	1988-90
Marchegiano, Pete	1961	Munson, Robb	1984
Marcinczyk, T.R.	1995-96	Murnak, Richard	1961-62
Margiotta, Joe	1969-72	Murphy, Larry	1953-55, 57
Marino, Nick	1949	Musa, Isaiah	2016
Marnhout, Jack	1953-55		
Marsicano, Al	1971-73		
Martaniuk, Henry	1954		
Martin, Jim	1952-53		
Martinelli, Ron	1989		
Martinez, Harold	2009-11		
Martinez, Javier	1974		
Martinez, Willie	1984-85		
Matienzo, Danny	2000-02		
Mastrolonardo, David	1996		

## N

Nalepa, Anthony	2007-08
Napp, Larry	1967-68
Nazario, Iden	2008-10
Ndeljkovic, Eric	2012-13
Nebel, Norm	1959
Nelson, Joe	1984-87
Nettles, Marcus	1999-01
Neu, Michael	1999
Neu, Michael	2003
Newman, Brad	1956-58
Newman, Roger	

## O

O'Boyle, Leo	1951-54
O'Brien, George	1974
O'Brien, Peter	2012
O'Brien, Richard	2006-07
O'Brien, Bob	1985-86
O'Malley, Marty	1975
Olen, Randy	1969-72
Orta, Ricky	2004-06
Otero, Ryan	2013-15
Owens, Walter	1994
Ozias, Todd	1997-98

## P

Pacheco, Albert	1986-88
Pagley, Vince	1952-54
Pagliarulo, Charlie	1981
Pagliarulo, Mike	1979-81
Palm, Stanley	1987-88
Palmeiro, Orlando	1990
Palmer, Tyler	2012-2014
Palo, Angelo	1949
Panther, Mark	1963
Paradise, Scott	1976-77
Parker, Billy	1956
Parsons, Scott	1981
Pascual, Camilo	1982-83
Patenaude, Alain	1984-85
Patrylo, Rick	1971-73
Patrylo, Dave	1968-71
Patterson, Pat	1979
Pazo, Rich	1978-79
Pearce, Chris	1991
Pelaez, Chris	2010-11
Pender, William	1956
Perez-Allende, Pablo	1986-87
Perez, Alex	2003
Perez, Chris	2004-06
Perez, Stephen	2010-12
Pergamo, Pete	1957-59

## ALL-TIME LETTERMEN

Perry, Ryan	2008-10	Ricks, Adam	2003-04	Santana, Jason	2006-10
Peters, Chuck	1947-50	Riese, Steve	1979	Santangelo, F.P.	1989
Petralli, Chris	2006-07	Ring, Charlie	1948-49	Santiago, Kevin	2005
Petretta, Bob	1996-97	Rios, Danny	1991, 93	Santos, Alex	1997-99
Petz, Al	1955-57	Rivera, Laz	2014	Santos, Julian	2011-12
Phillips, Dan	1984	Rivero, Eddie	1995-96	Santovenia, Nelson	1982
Phillips, Bill	1985	Rita, Dick	1948-49	Sargent, Adam	2011-2014
Piccuito, Louis	1961	Roberson, Troy	1999-02	Sarmiento, Chris	1985-86
Pimentel, Kevin	2016	Robins, Bert	1956-57	Sarno, Gary	1971-75
Pittman, Larry	1964-65	Robbins, Wes	1977-78	Sayles, Daniel	2014-2015
Piveronas, Frank	1953-56	Robinson, Donald	1989-92	Scarnecchia, Sam	1955
Poitier, Gully	1973-74	Robinson, Sam	2009-11	Schelmay, Ted	1972-75
Pollack, Rich	1972-73	Robinson, Zach	2010-11	Schleuss, Will	1993
Polofsky, Alan	1973	Robitaille, Danny	2005	Schmitt, Chuck	1951-53
Pompos, Greg	1982	Robles, Jorge	1987-88	Schoen, Howie	1951-53
Pontiff, Wally	1973	Rodriguez, Alfredo	1978-79	Schultz, Richard	1955
Popivic, Dave	1970	Rodriguez, Javy	1999-02	Scott, Ron	1974-75
Powers, Thomas	2009-11	Rodriguez, Eddy	2004-06	Seale, Jeff	1992
Prado, Jose	1991-93	Rodriguez, Mike	1999-01	Selotti, Jack	1951
Pratt, Haas	1901-02	Rodriguez, Rony	2010-12	Seoane, Mitch	1981-83
Prendes, Alex	1998-01	Romano, Bob	1954	Seever, Brian	1998-99
Presutti, Bill	1965	Rose, John	1948, 50	Severino, Adan	2008
Prunty, T.J.	2001-02	Ross, Gary	1979-80	Shannon, Tom	2003
Pucci, Richard	1966-67	Roth, Bob	1973-76	Shapiro, Howie	1976-79
Pujals, Denis	1992-94, 96	Roque, Darryl	1998-99	Sharts, Scott	1989
Purdy, Shawn	1990-91	Rosier, Malik	2015	Sheary, Kevin	1983-87
Puskar, Pete	1966, 68-69	Rouviere, Whitey	1954	Sheffield, Chris	1999-01
Putt, Jack	1956	Rowland, Don	1982-85	Sheridan, Bob	1965
Pyle, Larry	1967-69	Rowland, Shane	2011	Sherman, Ed	1946-48
		Rubin, Marvin	1951	Shields, Doug	1981-84
		Rudman, Michael	2007-09, 11	Shoedinger, Ed	1947-49
		Ruiz, Augie	1976-78	Siegler, John	1963-65
		Ruiz, Fernando	1991-94	Siepe, Kim	1972-75
		Ruiz, Johnny	2014-16	Silvas, Brian	1981
		Rupp, Chad	1992-93	Silverberg, Jerry	1972
		Russo, Frank	1983-84	Skalaski, Charles	1946
		Ryan, Kevin	1985-86	Skorge, Ed	1949-50
				Slavicka, Frank	1950
				Smith, Dan	2000-01
				Smith, Danny	1980-83
				Smith, Everette	1952
				Smith, Frank	1951-52
				Smith, Johnathen	1991-92
				Smith, Justin	2015-Present
				Smith, Kevin	1982-83
				Smith, Tom	1977
				Sneir, Ryan	2003
				Sobolewski, Mark	2007-08
				Solis, Julio	1984-85
				Sonenberg, Dave	1966-67
				Sorce, Sam	1981-82
				Sorokowski, Wayne	1965-67
				Sosa, Enrique	2013-16
				Souza, Rob	1982-84

### Q

Quinlan, John 1947

### R

Raben, Dennis 2006-08  
 Radziewski, Brian 2011-2014  
 Raedle, Joe 1984-86  
 Raether, Rick 1984-86  
 Rainey, Kerry 1970-71  
 Rajisch, Rob 1978-79  
 Ramjit, Vickash 2009  
 Rams, Hugo 1974-77  
 Ratcliff, Frankie 2010  
 Raymond, Ralph 1947-50  
 Reeh, Daryl 1972  
 Reichie, Rich 1974  
 Reif, Derek 1996  
 Reisman, Jerry 1963-65  
 Reyes, George 1980  
 Reyes, Eddy 1997  
 Richardi, Rick 1985-86

### S

Sacco, Tom 1982-84  
 Safchik, Brad 2001-02  
 Saggese, Rick 1996-98  
 Salas, Javi 2011-2014  
 Salcines, A.J. 2011-2014  
 Saline, Stu 1951  
 Sallata, Pete 1958-59  
 Samuels, Milton 1948  
 San Juan, Alex 2012-13  
 San Pedro, Erick 2002-04  
 Sanchez, Gaby 2003-04  
 Sanders, Al 1951  
 Sanders, Ken 1954-55  
 Sanicola, Mike 1983

## ALL-TIME LETTERMEN

Spasoff, Darin	1996-99
Sparkman, Darrell	1987-88
Spinelli, Nick	1962
Squilla, Joe	1978
Steel, Ed	1970
Stefkoich, Dan	1966-68
Stenson, Vic	1958-60
Stieve, Robert	1959
Strong, Chad	2000
Stuart, Jim	1952
Stureman, Dick	1967
Suarez, Andrew	2012-2015
Swatscheno, D.J.	2009
Swenson, Chuck	1954-55, 57
Swenson, Tim	1996

### T

Tackett, Sean	1995
Taro, Bob	1951-54
Tatol, Joe	1946
Taylor, Bob	1970-71
Taylor, Wade	1987
Tekotte, Blake	2006-08
Tessmer, Jay	1994-95
Thompson, Bruce	1992-95
Thompson, David	2013-2015
Thurber, Frank	1958-60
Tippett, Keith	1992-93
Tomas, Roger	2004-07
Torres, Jim	1955
Torti, Mike	1994-95
Tosar, Mike	1988-91
Tosca, Carlos	1996
Toth, John	1951
Touchet, Dan	2001-05
Tresgallo, Esteban	2012-13
Trujillo, Jose	1986-89
Trujillo, Manny	1973-74
Tucker, Steve	1988-89
Tyner, Matt	1977-80

### U

Understahl, Don	1962-63
Unger, Ken	1964-65
Urbanowicz, Hank	1967-68

### V

Vacarro, Jim	1946
Valencia, Danny	2005-06
Valdes-Fauli, Shawn	2002-04

Valentine, Don	1965-66
Vanlear, Ralph	1949
Vari, Ron	1959
Vazquez, Ben	2007-08
Vazquez, Vince	1999-02
Vaughn, Greg	1986
Vega, Joe	1972-75
Velazquez, Javier	1982-83
Vespe, Will	1986-89
Vincendese, Frank	1953-55
Viera, John	1986-89
Vila, Tony	1977-78
Villasuso, David	2009-11
Vinci, William	1963-64
Volpe, Al	1969-72

### W

Walezak, Mike	1969, 71
Walker, Bob	1982-83
Walker, Brian	1999-01
Walker, Larry	1989
Walker, Mark	1997-00
Ward, Bobby	1962-64
Warren, Pat	1964-65
Wayne, Tommy	1968
Weaver, Bobby	1961
Weeks, Jemile	2006-08
Wiebel, Scott	2011-12
Weibl, Clint	1996
Weislow, Jonathan	2007-09
Weiss, Dave	1952-55
Weiss, Ed	1954-57
West, Jim	1989-90
Westfall, Allan	1994-96
Whalen, Jim	1948
Whaley, Eric	2010-13
Wheeler, Kevin	1991-93
Williams, Bob	1982
Williams, Danny	1964
Williams, David	1963
Williams, Mickey	1981-82
Wilson, Larry	1960-62
Wilson, Willie	1954-55
Wilson, *	1963
Winkini, *	1955
Wolkosky, Jamie	1991
Wood, Bruce	1978
Wood, Jim	1948
Woodrey, Thomas	2013-16
Word, Rob	1988
Wrona, Bill	1981-83
Wulf, Taylor	2009-10

### Y

Yanowitz, Stan	1964-66
Yaroshuk, Ernie	1961-63
Yingling, Bob	1967
Young, Ed	1968-71
Youst, Kevin	2009-10

### Z

Zatorksi, Ed	1946
Zimmerman, Arnie	1958-60
Zunica, Bradley	2014

\* First name not available



# ATTENDANCE HISTORY

## HOME ATTENDANCE

YEAR	G	W-L	TOTAL	AVERAGE
1973	40	32-8	33,906	848
1974	39	35-4	37,239	955
1975	42	36-6	41,181	981
1976	36	30-6	47,412	1,317
1977	45	36-9	51,258	1,139
1978	39	34-5	55,687	1,428
1979	50	46-4	81,028	1,621
1980	49	42-7	92,353	1,885
1981	51	48-3	163,261	3,201
1982	49	39-9	157,653	3,217
1983	57+	47-9	139,843	2,453
1984	53+	36-15	118,937	2,244
1985	57	48-9	136,249	2,390
1986	42	36-6	123,425	2,937
1987	39	25-13	80,862	2,073
1988	53+	36-15	133,153	2,512
1989	45+	36-8	127,616	2,836
1990	46*	39-8	143,052	3,110
1991	44*	38-7	119,342	2,712
1992	50	44-6	161,495	3,230
1993	42	33-9	63,075	1,502
1994	43	37-6	82,637	1,922
1995	43	35-9	95,570	2,172
1996	42	38-4	71,991	1,714
1997	41*	36-6	80,720	1,969
1998	45	39-6	103,310	2,291
1999	41	32-8	106,685	2,602
2000	41	32-8	81,442	1,986
2001	46	35-11	123,680	2,688
2002	41	24-17	78,926	1,925
2003	41*	32-8	99,605	2,554
2004	49*	42-7	112,680	2,302
2005	36	29-7	81,742	2,271
2006	34*	22-13	61,909	1,821
2007	36	25-11	72,620	2,017
2008	36	25-11	104,930	2,914
2009	33	23-11	71,162	2,170
2010	37	28-9	115,604	3,124
2011	34	23-11	98,430	2,895
2012	37	25-12	92,967	2,512
2013	37	27-10	97,515	2,635
2014	38	26-12	101,296	2,738
2015	41	36-5	109,256	2,665
2016	40	34-6	118,177	2,954

\* - Doubleheader

+ - Exhibitions not counted in win/loss record

## COMBINED ATTENDANCE

YEAR	TOTAL	HOME	AWAY
1981	226,966	163,261	63,705
1982	251,405	157,653	93,732
1983	169,011	139,843	29,168
1984	161,619	118,937	42,682
1985	238,043	136,249	101,794
1986	247,792	123,425	124,304
1987	149,755	80,162	68,893
1988	198,069	133,153	64,916
1989	223,049	127,616	95,433
1990	191,749	143,052	48,697
1991	210,037	119,342	90,692
1992	247,388	161,495	85,893
1993	109,276	36,075	46,201
1994	162,696	82,637	80,059
1995	197,843	95,570	102,273
1996	200,560	71,991	128,569
1997	209,577	80,720	128,857
1998	210,642	103,130	107,512
1999	237,130	106,685	130,445
2000	134,088	81,442	52,646
2001	244,753	123,680	121,073
2002	145,223	78,926	66,297
2003	208,139	99,605	116,862
2004	220,642	112,837	107,805
2005	154,072	81,742	72,330
2006	216,261	61,909	154,352
2007	152,576	72,620	79,956
2008	231,956	104,930	127,026
2009	134,664	71,612	63,052
2010	194,038	115,604	78,434
2011	163,487	98,430	65,057
2012	153,857	92,967	60,890
2013	148,793	97,515	51,278
2014	159,027	101,296	57,731
2015	233,682	109,256	124,426
2016	206,838	118,177	88,661

## TOP HOME CROWDS

CROWD	OPPONENT (SCORE)	DATE
1) 8,277	Texas (W, 5-3)	Sat, 2/9/86
2) 7,347	FSU (L, 4-6)	Sat, 4/19/03
3) 7,268	#FSU (W, 14-6)	Sat, 5/23/81
4) 6,688	#Florida (W, 8-6)	Sun, 5/24/81
5) 6,638	FSU (W, 10-8)	Sat, 5/6/89
6) 6,566	FSU (L, 6-14)	Sat, 5/3/86
7) 6,537	Florida (W, 6-5)	Sat, 3/7/92
8) 6,524	FSU (L, 2-9)	Sat, 5/8/82
9) 6,482	FSU (W, 7-3)	Sat, 5/4/90
10) 6,452	Arizona St. (L, 3-4)	Fri, 2/4/83

# - NCAA Tournament game

## TOP THREE-GAME SERIES

CROWD	OPPONENT	DATES
1) 19,062	Florida St.	4/18/08-4/20/08
2) 19,049	Florida St.	5/4/90-5/6/90
3) 16,802	Florida St.	5/2/86-5/4/86
4) 16,597	Florida St.	3/3/81-3/6/81
5) 16,244	Florida St.	5/3/91-5/4/91
6) 16,494	Arizona St.	2/4/83-2/6/83
7) 15,858	Florida St.	4/23/10-4/25/10
8) 15,199	Florida St.	4/24/92-4/26/92
9) 15,090	Florida St.	5/5/89-5/7/89
10) 14,441	Florida St.	5/6/88-5/8/88

## TOP CROWDS BY DAY

DAY	CRD	OPP.	DATE
Monday	6,161	Orioles	4/6/81
Tuesday	6,025	#Florida	5/28/85
Wednes.	5,775	Florida	3/22/89
Thursday	5,481	#Minnesota	5/21/81
Friday	6,482	Florida State	5/4/90
Saturday	8,277	Texas	2/9/86
Sunday	6,737	#Florida	5/24/81

# - NCAA Tournament game

## TOP CWS CROWDS

CROWD	OPP. (SCORE)	DATE
1) 26,530	LSU (W, 9-5)	6/19/04
2) 26,337	Florida (L, 3-15)	6/13/15
3) 26,327	Texas (L, 2-13)	6/14/03
4) 26,241	Ore. St. (L, 1-8)	6/20/06
5) 25,715	Arizona (L, 1-5)	6/18/16
6) 25,417	Ore. St. (W, 12-1)	6/17/06
7) 25,240	S. Car. (L, 11-15)	6/22/04
8) 24,859	Bama (W, 8-1)	6/13/99
9) 24,857	Fullerton (L, 3-6)	6/21/04
10) 24,740	Ariz. St. (L, 2-9)	5/31/98

# UNIVERSITY OF MIAMI SPORTS HALL OF FAME

Randy Ableman (diving coach)  
 Hal Allen (football coach)  
 Will Allen (basketball)  
 Patrinya Allen (track & field)  
 Ottis Anderson (football)  
 Jodi Appelbaum Steinbauer (tennis)  
 Ray Arky (football)  
 Jessie Armstead (football)  
 J.D. Arteaga (baseball)  
 Woody Austin (golf)  
 Dr. Bowman F. Ashe (UM president)  
 Rod Ashman (football, basketball)  
 Wilbert Bach (sports information)  
 Pete Banaszak (football)  
 Mike Barnes (football)  
 Micheal Barrow (football)  
 Rick Barry (basketball)  
 Wayne Beckner (basketball)  
 Tom Beier (football)  
 Ray Bellamy (football)  
 Bill Bennett (track)  
 Lloyd Bennett (track and swimming coach)  
 Albert Bentley (football)  
 Sharon Berg (swimming)  
 Stanley "Skip" Bertman (baseball coach)  
 Al Besselink (men's golf)  
 Warren Bogle (baseball)  
 Don Bosseler (football)  
 Bennie Blades (football)  
 Octavia Blue (women's basketball)  
 Megan Bradley (women's tennis)  
 Melvin Bratton (football)  
 Melissa Briley-Mieras (diving)  
 Eddie Brown (football)  
 Eric Brown (basketball)  
 Jerome Brown (football)  
 Janet Buchanan-Kerr (swimming)  
 Dr. Charles Burbacher (team doctor)  
 Pat Burrell (baseball)  
 Andrew Burrow (tennis)  
 Jim Burt (football)  
 Edward "Red" Cameron (football, boxing)  
 Whitey Campbell (football, basketball, baseball, and football and baseball coach)  
 Al Carapella (football)  
 Rubin Carter (football)  
 Sy Chadroff (basketball, baseball)  
 Nick Chickillo (football)  
 Rob Chudzinski (football, coach)  
 Davian Clarke (track & field)  
 Tony Cline (football)  
 Julius Cohen (basketball)  
 Dan Connors (football)  
 Ed Contreras (baseball)  
 Horace Copeland (track)  
 Alex Cora (baseball)  
 Jim Cox (football)  
 Pat Cramer (tennis)  
 Tony Cristiani (football)  
 Nathaniel Crosby (golf)

Maurice Crum (football)  
 Fran Curci (football, football coach)  
 Don Curnutt (basketball)  
 Paul Dee (athletic director)  
 Amy Deem (women's track coach)  
 Bill Deering (track and field)  
 Dr. Mickey Demos (boxing)  
 Paul Desjardins (golf)  
 Bill Diaz (swimming coach)  
 Eddie Dibbs (tennis)  
 Carl DiBernardo (boxing)  
 Jim Dooley (football, track)  
 Ken Dorsey (football)  
 Lin Dunn (women's basketball coach)  
 Eddie Dunn (football, basketball, baseball, coach)  
 Gary Dunn (football)  
 Ian Duvenhage (women's tennis coach)  
 Eddie Edwards (football)  
 Judy Eller (golf)  
 Craig Erickson (football)  
 Dennis Erickson (football)  
 Lee Evans (reporter)  
 Jorge Fabregas (baseball)  
 Kevin Fagan (football)  
 Jeff Feagles (football)  
 Alex Fernandez (baseball)  
 Jaime Fillol (tennis)  
 Mike Fiore (baseball)  
 Chuck Foreman (football)  
 Dawn Frady (swimming)  
 Bubba Franks (football)  
 Ron Fraser (baseball coach)  
 Abe Friedman (basketball)  
 George Gallett (sports information)  
 Luis Garcia (tennis)  
 Greg Garlich (diving)  
 Charlie George (football)  
 Harry Ghoul (football, baseball)  
 Bryan Gilooley (diving)  
 Ron Godfrey (basketball coach)  
 Tom Gompf (swimming coach)  
 Joaquin Gonzalez (football)  
 Orlando Gonzalez (baseball)  
 Joe Grahe (baseball)  
 Danny Graves (baseball)  
 Dr. Joel Green (baseball)  
 Lise Gregory (tennis)  
 Matt Gribble (swimming)  
 Randy Guerra (baseball)  
 Andy Gustafson (football coach, ath. director)  
 Jack Hackett (football)  
 Bruce Hale (basketball coach)  
 Leonard Hamilton (basketball)  
 Penny Hammel (women's golf)  
 John Hammil (tennis)  
 Jack Harding (football coach, ath. director)  
 Robin Harmony (women's basketball)  
 Dennis Harrah (football)  
 Doris Hart (tennis)  
 Al Harum (tennis)

Janet Hass (women's tennis)  
 Bill Hawkins (football)  
 Neal Heaton (baseball)  
 Ted Hendricks (football)  
 Jeannie Hebert-Truax (women's basketball)  
 Dr. Bill Heuson (golf coach)  
 Dick Hickox (basketball)  
 Alonzo Highsmith (football)  
 Bobby Hill (baseball)  
 Randal Hill (football)  
 Charlie Hodgson (swimming coach)  
 Kym Hope (women's basketball)  
 Carlos Huerta (Football)  
 Aubrey Huff (baseball)  
 Isabella Hutchinson (women's athletics)  
 Michael Irvin (football)  
 Stan Jakubowski (baseball)  
 Edgerrin James (football)  
 Calvin James (baseball)  
 Don James (football)  
 Harvey James (football)  
 Tamara James (women's basketball)  
 Tim James (basketball)  
 Sam Jankovich (ath. director)  
 Jon Jay (baseball)  
 Jenny Keim Johansen (diving)  
 Andre Johnson (football)  
 Charles Johnson (baseball)  
 Jack Johnson (football)  
 Jimmy Johnson (football coach)  
 James Jones (basketball)  
 K.C. Jones (football)  
 Daphne Jongejans-Bousquet (diving)  
 Art Kehoe (football, football coach)  
 Jim Kelly (football)  
 Cortez Kennedy (football)  
 Tracy Kerdyk (golf)  
 Walter Kichefski (football, coach)  
 Bill Kimbrough (football)  
 Tom Kearns (football, basketball, boxing)  
 Chuck Klein (football)  
 Bernie Kosar (football)  
 Wayne Krenchicki (baseball)  
 Ferne Labati (women's basketball)  
 Phil Lane (baseball)  
 Don Latimer (football)  
 Lenny Layland (diving)  
 Ann Laughlin (golf)  
 Thom Lehman (baseball)  
 Denny Leonard (football, boxing)  
 Dale Lewis (tennis coach)  
 Ray Lewis (football)  
 Steve Lichtner (swimming)  
 Ron Lippett (football)  
 Jack Losch (football, baseball, track)  
 Greg Louganis (diving)  
 William "Bunny" Lovett (boxing, coach)  
 William C. Lufler (tennis coach)  
 Melinda Lyverse (swimming)  
 Jorge Maduro (baseball)  
 Dr. Harry Mallios (football, athletic)



# UNIVERSITY OF MIAMI SPORTS HALL OF FAME

- director)  
Gordon Malloy (football)  
Rodney Mandelstam (tennis, soccer)  
Chris Mantilla (diving)  
Fred Marion (football)  
Greg Mark (football)  
Don Mariutto (football)  
Leo Martin (football)  
Russell Maryland (football)  
Pete Mastellone (football)  
Bob Masterson (football, boxing)  
Mike McCoy (basketball)  
Yolanda McCray (track and field)  
Frank McDonald (football)  
Willis McGahee (football)  
Bryant McKinnie (football)  
Ryan McNeil (football)  
Rusty Medearis (football)  
Rich Mercier (football)  
Jason Michaels (baseball)  
Bill Miller (football)  
Danny Miller (football)  
George Mira Sr. (football)  
George Mira Jr. (football)  
Dan Morgan (football)  
Hart Morris (football, basketball coach)  
Ed Morris (basketball)  
Jim Morris (baseball coach)  
Jeff Morrison (baseball)  
Robbie Morrison (baseball)  
Cathy Morse (golf)  
Jerry Moss (tennis)  
Santana Moss (football)  
Winston Moss (football)  
Gardnar Mulloy (tennis, and coach)  
Wyllesheia Myrick (track)  
Jack Nelson (swimming, and coach)  
Connie Nickel (administration)  
John Noppenberg (football)  
Jim Otto (football)  
Burgess Owens (football)  
Mike Pagliarulo (baseball)  
Dean Panaro (men's swimming and diving)  
Norm Parsons (administration, coaching)  
Kevin Patrick (football)  
Vicki Plowden (women's basketball)  
Clinton Portis (football)  
Tom Pratt (football)  
Larry Pyle (baseball)  
Rick Raether (baseball)  
Rio Ramirez (diving)  
Joaquim Rasgado (tennis)  
Ed Reed (football)  
Billy Regan (boxing coach)  
Ronni Reis-Bernstein (tennis)  
Ros Riach (women's tennis)  
Maria Rivera (women's basketball)  
Patti Rizzo (golf)  
Javy Rodriguez (baseball)  
Brett Romberg (football)  
Al "Flip" Rosen (football, baseball)  
Gaither Rosser (swimming)  
Tyce Routsom (diving)  
Dr. Francis "Whitey" Rouviere (football, baseball)  
Ed Rubinoff (tennis)  
Gillian Russell (track)  
Art Saey (Boxing, football)  
Alex Santos (baseball)  
Warren Sapp (football)  
Frances Savage (women's basketball)  
Sam Scarnecchia (football)  
Howard Schnellenberger (football coach)  
Sid Schwartz (men's tennis)  
Leon Searcy (football)  
Harold Sears (football)  
Pancho Segura (tennis)  
Kevin Sheary (baseball)  
Doug Shields (baseball)  
Archie Slaton (boxing)  
Danny Smith (baseball)  
Darrin Smith (football)  
Don Smith (football)  
Frank Smith (football)  
Sam Sorce (baseball)  
Don Soldering (coach)  
Roberta A. Speer (golf)  
Gene Stage (basketball)  
Daniel Stubbs (football)  
Mike Sullivan (football)  
Tom Sullivan (football)  
Bob Tatarek (football)  
Sean Taylor (football)  
Jay Tessmer (baseball)  
Vinnie Testaverde (football)  
Lamar Thomas (football)  
Ron Thorne (track)  
John "Red" Tobin (football, basketball)  
Gino Torretta (football)  
Armand "Stitch" Vari (football and coach)  
Jesse Vassallo (swimming)  
Jon Vilma (football)  
Rachel Violet (tennis)  
Steve Walsh (football)  
Marshall Wayne (diving)  
Reggie Wayne (football)  
Ed Weisacosky (football)  
Earl Welbaum (track and field)  
Dave Wike (coach, trainer)  
David Wilkie (swimming)  
Lauryn Williams (track and field)  
Wendy Williams (women's diving)  
Larry Wilson (football, baseball)  
Kellen Winslow (football)  
Mike Wittman (men's basketball)  
Nick Wolcuff (football, boxing, wrestling)  
William Wrona (baseball)  
Jodi Yambor (swimming)  
Ernie Yaroshuk (baseball)

# TEAM RECORDS

## BATTING - SEASON

### AT BATS

1.	2,698	1983
2.	2,656	1985
3.	2,432	1984
4.	2,517	1982
5.	2,362	1997
6.	2,356	2015
7.	2,325	1980
8.	2,320	1981
9.	2,253	2006
10.	2,239	1988

### RUNS

1.	643	1985
2.	637	1998
3.	632	1982
4.	615	1983
5.	607	2000
6.	605	1974
7.	600	1997
8.	595	1984
9.	567	1996
10.	564	1980

### HITS

1.	794	1985
2.	790	1983
3.	770	1984
4.	769	1997
5.	766	1996
6.	742	1982
7.	727	1998
T-8.	724	1999
T-8.	724	2015
10.	712	2004

### BATTING AVERAGE

1.	.343	1996
2.	.335	1998
3.	.333	1999
4.	.330	2004
5.	.326	1997
6.	.323	2000
7.	.321	2005
8.	.320	2008
9.	.315	2003
10.	.314	2002

### DOUBLES

1.	171	1985
2.	168	1997
3.	156	1983
4.	152	1996
5.	147	1984
6.	145	1992
7.	140	1988
8.	136	2004
9.	135	2008
	135	1981

### TRIPLES

1.	40	1990
2.	35	1980
3.	34	1985
4.	33	1981
	33	1993
6.	29	1988
7.	28	1973
	28	1982
9.	27	1983
10.	26	1975
	26	1992

### HOME RUNS

1.	139	1998
2.	106	2008
	106	2010
4.	104	1999
5.	96	1982
6.	92	1984
7.	91	1996
8.	88	1983
9.	85	1997
10.	81	2004

### TOTAL BASES

1.	1,302	1998
2.	1,259	1983
3.	1,238	1997
4.	1,237	1985
5.	1,229	1984
	1,229	1996
7.	1,212	1982
8.	1,202	2008
9.	1,187	1999
10.	1,133	2004

### RUNS BATTED IN

1.	588	1998
2.	560	1982
3.	553	1985
4.	548	1984
5.	541	1997
6.	529	1983
7.	522	1996
8.	517	2008
9.	493	1999
10.	491	2004

### SLUGGING PERCENTAGE

1.	.601	1998
2.	.550	1996
3.	.547	1999
4.	.541	2008
5.	.525	2004
6.	.524	1997
7.	.516	2010
8.	.511	2000
9.	.490	2003
10.	.487	2005

### WALKS

1.	529	1983
2.	505	1982
3.	493	1980
4.	451	1985
5.	432	1998
6.	417	1977
	417	1986
8.	416	1976
9.	414	1984
10.	409	1981

### STRIKEOUTS

1.	485	1998
2.	481	2010
3.	476	2016
4.	466	2000
5.	459	1999
	459	1992
7.	455	2015
8.	451	2007
9.	448	1983
10.	439	2008



## TEAM RECORDS

### STOLEN BASES

1.	231	1985
2.	228	2001
3.	216	1979
4.	201	1981
5.	200	1989
6.	195	1982
7.	186	1988
8.	176	1976
9.	175	1978
10.	173	1986

### TOTAL SACRIFICES

1.	107	2006
2.	104	1994
3.	99	2001
4.	93	1996
5.	90	1997
6.	88	2003
7.	86	2008
	86	1995
	86	2015
10.	83	2005

### HIT BY PITCH

1.	89	2015
2.	78	2016
3.	73	2004
4.	68	2006
5.	63	2003
6.	58	2007
7.	56	1999
	56	2010
9.	55	2008
9.	55	1994

### LEFT ON BASE

1.	614	2015
2.	590	1983
3.	575	1984
4.	564	1997
5.	551	1985
6.	530	1992
7.	527	2007
8.	525	2008
9.	524	2016
	524	1990

## PITCHING - SEASON

### INNINGS

1.	716.1	1983
2.	709.0	1985
3.	666.1	1984
4.	656.0	1982
5.	623.0	1980
6.	622.2	1981
7.	612.1	1997
8.	608.1	1988
9.	600.1	1989
10.	596.1	1995

### COMPLETE GAMES

1.	23	1974
	23	1980
3.	22	1984
4.	21	1966
	19	1989
6.	18	1968
	18	1975
	18	1981
9.	17	1973
	17	1979

### SHUTOUTS

1.	12	1980
2.	11	1989
3.	9	1979
4.	8	1991
	8	1998
6.	7	1967
	7	1969
	7	1971
	7	1972
	7	1973
	7	1975
	7	1977

### HITS ALLOWED

1.	693	1984
2.	662	1985
3.	656	1983
4.	620	1982
5.	616	2002
6.	588	1997
7.	584	2001
8.	570	2003
9.	565	1986
10.	562	2008

### RUNS ALLOWED

1.	404	1984
2.	391	2002
3.	354	1983
4.	349	2003
5.	345	1997
6.	338	1985
7.	330	2007
8.	327	2006
	327	1987
10.	326	1982
	326	1982

### EARNED RUNS ALLOWED

1.	327	2002
2.	324	1984
3.	295	1983
4.	293	1985
5.	283	2006
6.	278	2009
	278	2003
8.	277	1982
9.	267	1997
10.	266	2007

### EARNED RUN AVERAGE

1.	1.95	1974
2.	2.23	1963
3.	2.31	1973
4.	2.36	1975
5.	2.39	1968
	2.39	1978
7.	2.42	1969
8.	2.46	1979
9.	2.48	1967
10.	2.50	1980

### WALKS

1.	336	1983
2.	331	1985
3.	318	1984
4.	314	1982
5.	289	1986
6.	280	1987
7.	272	2003
8.	275	1993
9.	268	1980
10.	266	2004

# TEAM RECORDS

## STRIKEOUTS

1.	631	1999
2.	596	1989
3.	591	1998
4.	573	1997
5.	567	1981
	567	1985
7.	565	1984
8.	554	2008
	554	2010
10.	546	1983

## SAVES

1.	25	1994
2.	22	1983
3.	21	1985
	21	1986
	21	2011
6.	20	2016
	20	1995
	20	2001
9.	19	2004
	19	2009
	19	2012

## WILD PITCHES

1.	50	2008
	50	2001
3.	46	1994
4.	45	2006
5.	44	2009
	44	2005
	44	1993
	44	2010
9.	43	2007
10.	42	2011

## HIT BATSMEN

1.	86	2006
2.	82	2011
3.	76	2002
	76	2001
5.	67	2005
	67	2007
7.	55	2000
	55	2004
9.	52	2009
10.	51	1999

## BALKS

1.	21	2003
2.	14	1988
3.	13	1997
4.	12	2004
5.	11	2008
6.	10	2007
7.	9	1987
	9	1996
9.	8	2000
	8	2001
	8	2005

## APPEARANCES IN RELIEF

1.	233	2001
2.	205	2002
3.	190	2010
4.	185	1998
5.	181	1996
6.	180	2012
7.	179	2005
8.	176	2006
9.	172	1999
	172	1997

## BATTING - GAME

### INNINGS

T-1.	17	Florida St., 4/7/2000
T-1.	17	Florida St., 4/24/2015
T-3.	16	Florida, 2/17/1995
T-3.	16	The Citadel, 5/18/1979
T-3.	16	UNC, 5/16/2014

### AT BATS

1.	61	Florida St., 4/7/2000
2.	58	UNC, 5/16/2014
3.	57	C.W. Post, 3/5/2000
4.	56	Florida St., 4/24/2015
5.	54	St. Thomas, 4/17/1993

### RUNS SCORED

1.	33	C.W. Post, 3/5/2000
2.	28	UCF (G2), 5/12/1985
3.	27	Pace, 5/2/2003
	27	Florida Tech, 3/9/1978
	27	FL College, 5/17/1983
	27	Notre Dame, 2/21/1998
7.	26	USF, 4/14/1972
	26	Biscayne, 4/25/1973
	26	NYIT, 5/8/2015

10.	25	Boston U., 3/11/1990
	25	Seton Hall, 2/8/1992
	25	Barry, 1/31/1996
	25	Rutgers, 2/15/2015

### RUNS SCORED - INNING

1.	14	Mercer, 2/6/1988
2.	13	Indiana St., 3/11/1981
	13	FL College, 5/17/1983
	13	USF, 4/14/1972
5.	12	Biscayne, 4/25/1973
	12	Boston U., 3/11/1990
	12	Illinois, 3/6/1998
8.	11	Biscayne, 4/21/1971
	11	FIU, 2/23/1979
	11	Michigan St, 3/22/1985
	11	Boston U., 3/11/1990
	11	California, 2/3/1991
	11	Notre Dame, 2/21/1998

### RUNS SCORED - BOTH TEAMS

1.	38	Minnesota, 2/26/2002
2.	37	FL College, 5/17/1983
3.	36	Jacksonville, 4/2/1979
4.	34	Tennessee, 6/9/2001
5.	33	UCF, 5/12/1985
	33	C.W. Post, 3/5/2000
	33	Georgia Tech, 3/30/2003
8.	31	Florida, 2/13/2000

### HITS

1.	32	C.W. Post, 3/5/2000
2.	28	UCF, 5/12/1985
	28	Seton Hall, 2/12/1982
	28	Stetson, 3/2/1993
5.	26	Virginia, 4/24/2004
6.	25	Wake Forest, 5/14/2009
	25	C.W. Post, 3/4/2000
8.	24	Pace, 5/2/2003
	24	Princeton, 5/24/1985
	24	USF, 2/22/1986

### HITS - INNING

1.	12	Harvard, 3/28/1997
2.	11	Cincinnati, 3/19/1969
	11	Biscayne, 4/21/1971
	11	FL College, 5/17/1983
	11	UCF, 5/12/1985

### CONSEC. BATTERS ON BASE

1.	13	Ill.-Chicago 3/24/1983
2.	12	FAU/Rice, 5/4-7/1993
3.	11	GWU, 3/15/1984

## TEAM RECORDS

11	Mercer, 2/6/1988
5. 10	FIU, 2/23/1979
10	Mercer, 3/1/1983
10	USF, 2/22/1986

### DOUBLES

1. 10	Maine, 3/15/1996
2. 9	Will-Patterson, 3/21/1992
9	Princeton, 5/24/1985
4. 8	Ohio State, 3/19/1974
8	Ithaca, 3/11/1979
8	Tampa, 2/27/1985
8	USF, 3/31/1992
8	St. Thomas, 4/18/1998

### TRIPLES

1. 5	Mercer, 3/2/1983
2. 4	Florida A&M, 1978
4	Bethune, 4/3/1990
4	Stetson, 3/2/1993
4	Harvard, 3/26/2003

### HOME RUNS

1. 9	Jacksonville, 4/2/1979
2. 8	S. Carolina, 5/23/1998
8	BGSU, 5/21/1998
4. 6	Georgia Tech, 4/16/1978
6	Notre Dame, 2/21/1998
6	Georgia So., 5/16/1998
6	Jacksonville, 5/10/1998
6	Elon, 5/2/1999
6	Princeton, 3/13/1999
6	Georgia Tech, 5/22/2008
6	Wake Forest, 3/21/2008
6	Wake Forest, 5/16/2009

### HOME RUNS - INNING

1. 4	Alabama, 4/8/1984
(Shields, Mandel, Lange, Lane)	
4	S.Carolina, 5/23/1998
(Burrell, Huff, Jacobson, Alvarez)	
4	Boston College, 3/7/2008
(Hagerty, Weeks, Alonso, Terdoslavich)	
2. 3	Furman, 3/27/1967
(Stefkovich, Deem, Brown)	
3	Tampa, 4/28/1973
(Gonzalez, Krenchicki, Castillo)	
3	Alabama, 4/8/1984
(Mandel, Lane, Lange)	
3	LSU, 4/20/1984
(Rowland, Hart, Mandel)	
3	Maine, 5/16/1988
(Dominguez, Word, Viera)	
3	Maine, 3/17/1996

(Grimmett, Gomez, Rivero)	
3	CSFullerton, 5/17/1996
(Gargiulo, Saggese, DeCelle)	
3	Richmond, 5/22/1997
(Michaels, Burrell, Huff)	
3	Iona, 3/18/1998
(Burrell, Muler, Jimerson)	
3	Georgia Tech, 3/30/2003
(Braun, Sanchez, Burt)	
3	BC, 5/2/2009
(Herrmann, Grandal, Martinez)	
3	Florida St., 4/25/2010
(Perez, Ratcliff, Grandal)	

### HOME RUNS - BOTH TEAMS

1. 12	Jacksonville, 4/2/1979
12	Florida, 2/8/1998

### TOTAL BASES

1. 52	FL College, 5/17/1983
2. 51	USF, 2/22/1986
3. 50	Jacksonville, 4/2/1979
4. 46	UCF, 5/12/1985
46	Stetson, 3/2/1993
46	BGSU, 5/21/1998
46	C.W. Post, 3/5/2000
46	Pace, 5/2/2003
46	Wake Forest, 5/16/2009
10. 45	Georgia Tech, 4/16/1978
45	Notre Dame, 2/21/1998

### RBI

1. 30	C.W. Post, 3/5/2000
2. 27	UCF (G2), 5/12/1985
27	Notre Dame, 2/21/1998
4. 25	Florida Tech, 3/9/1978
25	FL College, 5/17/1983
25	Pace, 5/2/2003
7. 23	Elon, 5/2/1999
8. 22	Boston U., 3/11/1990
22	Barry, 1/31/1996
22	Toledo, 3/22/1997
22	St. Thomas, 4/18/1998
22	Ohio State, 3/6/1999
22	Elon, 3/6/2004
22	W. Forest, 3/23/2008

### STOLEN BASES

1. 14	St. Francis, 3/27/1979
2. 13	Seton Hall, 3/18/1977
3. 11	Georgetown, 3/10/1988
4. 10	Stetson, 5/7/1965
10	Rutgers, 3/18/1984

10	Michigan St, 3/19/1985
10	Mercere, 2/14/1989
10	Jacksonville, 5/6/2001
10	Clemson, 6/2/2001

### STRIKEOUTS

1. 22	Florida State, 4/7/2000
2. 19	Clemson, 5/31/1996
19	Fla. South., 3/15/1958
4. 18	Florida, 4/5/1947
5. 17	W. Forest, 1/28/2000
6. 16	Florida St., 4/27/1956
16	Tulane, 3/3/1991
16	Florida, 2/23/1992
16	St. Thomas, 4/18/1992
16	Florida, 2/5/2000

### WALKS

1. 25	UNC 2/19/1982
2. 19	FAU, 3/1/1995
3. 18	S. Illinois 3/19/1977
18	Florida Tech, 3/10/1978
18	Buffalo, 3/30/1978
6. 17	Fla. South., 3/15/1958
17	Mercer, 2/6/1988
8. 16	UCLA, 5/31/1997
16	Arizona, 6/7/2008

### LEFT ON BASE

1. 20	P.I. Marines, 4/6/1953
2. 18	UNC 2/19/1982
18	FAU, 5/4/1993
4. 17	Florida St., 3/29/1958
17	Georgia Tech, 5/25/1986
17	UCLA, 5/31/1997
17	Florida St., 4/25/1999
8. 16	S. Carolina, 3/13/1982
16	California, 5/29/1992
16	Rider, 5/27/1995
16	Mercer, 2/3/2007

### LARGEST WINNING MARGIN

1. 33	C.W. Post, 3/5/2000
2. 26	NYIT, 5/8/2015
3. 25	Pace, 5/2/2003
25	Barry, 1/31/1996
25	Notre Dame, 2/21/1998
6. 24	Florida Tech, 3/9/1978
24	Boston U., 3/11/1990
24	Elon, 3/6/2004
9. 23	UCF, 5/12/1985

## TEAM RECORDS

### LARGEST LOSING MARGIN

1. 19 Texas, 3/1/1997
2. 18 Florida St., 4/17/1957  
Barry, 1/31/1996

### ERRORS

1. 9 Auburn, 5/3/1946  
9 Florida St., 3/25/1951  
9 P.I. Marines, 4/6/1953  
9 Ohio State, 3/20/1962
5. 8 Florida, 5/7/1948  
8 Florida, 4/8/1949  
8 Florida, 5/13/1949  
8 UMass, 3/24/1977  
8 Arizona, 6/2/1984  
8 Florida State, 4/7/1996  
8 Bethune, 4/12/1998

### ERRORS - OPPONENT

1. 12 S. Illinois, 3/16/1976
2. 10 Ga.-ATL, 3/27/1953  
10 P. Air Force, 3/18/1955
4. 9 Tampa, 4/23/1949  
9 Havana, 5/12/1951  
9 Florida A&M, 4/5/1981
7. 8 Many Teams Tied

### DOUBLE PLAYS

1. 7 S. Illinois, 3/16/1976  
7 Cornell, 3/30/1971
3. 6 UMass, 3/25/1976  
6 Clemson, 5/14/1995

## FRESHMAN - GAME

### BATTING

AT BATS	8	Kevin Howard (3/5/2000) Kevin Howard (4/7/2000)
RUNS	5	Kevin Howard (3/5/2000)
HITS	6	Mike Fiore (5/12/1985)
DOUBLES	3	Kevin Howard (4/22/2000) 3 Rick Saggese (3/15/1996)
TRIPLES	2	Jemile Weeks (4/22/2006) 2 Manny Crespo (3/6/1998)
HOMERS	2	L:Harold Martinez (4/5/2009)
T. BASES	11	L: Gaby Sanchez (5/2/2003)
RBI	8	Randy Guerra (3/14/1976)
STEALS	4	Bobby Hill (3/21/1997)
WALKS	4	Pat Burrell (5/4/1996)
Ks	4	L: Harold Martinez (4/5/2009)
SAC FLYS	2	L: Marcus Nettles (5/14/1999)
SAC HITS	2	L: Blake Tekotte (5/26/2006)
HBP	2	L: Ted Blackman (5/8/2009)

### PITCHING

STRIKEOUTS	15	Alex Fernandez (3/22/1989)
NO-HITTERS	1	Alex Fernandez (3/18/1989)

## FRESHMAN - SEASON

### BATTING

GAMES	77	Mike Fiore ('85)
AT BATS	276	Mike Fiore ('85)
RUNS	75	Pat Burrell ('96)
HITS	102	Scott Parsons ('81)
DOUBLES	22	Kevin Howard ('00)
TRIPLES	9	Charles Johnson ('90)
HOME RUNS	23	Pat Burrell ('96)
TOT. BASES	182	Pat Burrell ('96)
RBI	76	Ryan Braun ('03)
STEALS	41	Bobby Hill ('97)
WALKS	60	Howie Shapiro ('76)
STRIKEOUTS	72	Stephen Perez ('10)
TOT. SAC.	14	Zeke DeVoss ('10)
HIT BY PITCH	20	Bobby Hill ('97)
BA (200+AB)	.413	Kevin Howard ('00)
BA (101-199)	.484	Pat Burrell ('96)
SLG%	.948	Pat Burrell ('96)
HIT. STREAK	20	Mark Sobolewski ('07)
CONS. ON BASE	14	Kevin Howard ('00)
CONS. HITS	9	Mike Fiore ('85)

### PITCHING

APPS	44	George Huguet ('01)
REL. APPS	44	George Huguet ('01)
STARTS	19	Joe Grahe (1987)
CGs	8	Alex Fernandez ('89)
IP	147.2	Alex Fernandez ('89)
Ks	177	Alex Fernandez ('89)
WINS	15	Alex Fernandez ('89)
RECORD	11-0	Chris Hernandez ('08)
LOSSES	5	Kiki Bengochea ('00)
SAVES	15	Bryan Garcia (2014)
ERA (100+)	2.01	Alex Fernandez ('89)
ERA (1-99 IP)	1.36	Jerry Brust (1974)
CONS WINS	13	Alex Fernandez ('89)



# INDIVIDUAL LEADERS - BATTING

## GAMES

### CAREER LEADERS

PLAYER	SEASONS	G
1. Doug Shields	1981-84	284
2. Mike Fiore	1985-88	270
3. Calvin James	1981-82, 84-85	261
4. Don Rowland	1982-85	259
5. Joe Trujillo	1986-89	256
6. Frank Dominguez	1985-88	243
Gino DiMare	1989-92	243
8. Randy Guerra	1976-79	238
9. Jim Burt	2001-04	236
10. Mike Kutner	1978-81	234

### SEASON LEADERS

PLAYER	SEASON	G
1. Orlando Ariles	1983	82
Phil Lane	1983	82
Bill Wrona	1983	82
4. Mitch Seoane	1983	81
5. Calvin James	1983	80
Javier Velazquez	1983	80
7. Don Rowland	1985	79
8. Jon Leake	1985	78
9. Doug Shields	1983	77
Mike Fiore	1985	77

## AT BATS

### CAREER LEADERS

PLAYER	SEASONS	AB
1. Mike Fiore	1985-88	946
2. Doug Shields	1981-84	871
3. Javy Rodriguez	1999-02	868
4. Jose Trujillo	1986-89	864
5. Randy Guerra	1976-79	839
6. Mitch Seoane	1981-83	803
7. Bill Wrona	1981-83	801
8. Frank Dominguez	1985-88	780
9. Jim Burt	2001-04	764
10. Howie Shapiro	1976-79	754

### SEASON LEADERS

PLAYER	SEASON	AB
1. Mitch Seoane	1983	327
2. Bill Wrona	1983	316
3. Calvin James	1985	291
4. Orlando Artiles	1983	286
5. Doug Shields	1984	280
6. Mitch Seoane	1982	276
Mike Fiore	1985	276
8. Darren Mandel	1984	274
9. Don Rowland	1985	268
10. Chris Hart	1984	266

## RUNS SCORED

### CAREER LEADERS

PLAYER	SEASONS	RS
1. Mike Fiore	1985-88	258
2. Bobby Hill	1997-99	240
3. Doug Shields	1981-84	238
4. Jose Trujillo	1986-89	213
5. Javy Rodriguez	1999-02	201
6. Pat Burrell	1996-98	198
7. Calvin James	1981-82, 84-85	195
8. Jemile Weeks	2006-08	190
9. Jim Burt	2001-04	186
10. Howie Shapiro	1976-79	184
Phil Lane	1982-84	184

### SEASON LEADERS

PLAYER	SEASON	RS
1. Bobby Hill	1998	87
2. Rudy Gomez	1996	86
3. Doug Shields	1984	82
4. Mike Fiore	1988	81
Blake Tekotte	2008	81
Jemile Weeks	2008	81
7. Yonder Alonso	2008	80
8. Pat Burrell	1997	79
Jason Michaels	1997	79
10. Bobby Hill	1999	77
Jon Jay	2006	77

## HITS

### CAREER LEADERS

PLAYER	SEASONS	HITS
1. Mike Fiore	1985-88	341
2. Javy Rodriguez	1999-02	321
3. Doug Shields	1981-84	271
4. Kevin Howard	2000-02	260
5. Jon Jay	2004-06	254
6. Bobby Hill	1997-99	253
7. Randy Guerra	1976-79	252
8. Jim Burt	2001-04	245
9. Bill Wrona	1981-83	243
10. Mitch Seoane	1981-83	236

### SEASON LEADERS

PLAYER	SEASON	HITS
1. Orlando Artiles	1983	106
Mitch Seoane	1983	106
Jason Michaels	1997	106
4. Scott Parsons	1981	102
5. Javy Rodriguez	2002	99
6. Bobby Hill	1998	97
7. Bill Wrona	1983	96
Chris Hart	1984	96
Aubrey Huff	1998	96
10. Rudy Gomez	1996	94

## DOUBLES

### CAREER LEADERS

PLAYER	SEASONS	2B
1. Jose Trujillo	1985-88	65
Kevin Howard	2000-02	65
3. Mike Fiore	1985-88	63
4. Jim Burt	2001-04	60
5. Don Rowland	1982-85	55
6. Frank Dominguez	1985-88	53
Kevin Brown	1998-01	53
8. Doug Shields	1981-84	51
9. Randy Guerra	1976-79	50
Jorge Fabregas	1989-91	50

### SEASON LEADERS

PLAYER	SEASON	2B
1. Jason Michaels	1997	32
2. Jon Leake	1985	27
Jim Burt	2004	27
4. Jose Trujillo	1989	26
5. Don Rowland	1985	25
6. Don Rowland	1984	24
Yasmani Grandal	2010	24
8. Mike Fiore	1988	23
9. Orlando Artiles	1983	22
Chris Hart	1985	22
Jose Trujillo	1988	22
Rudy Gomez	1996	22
Kevin Howard	2000	22

## TRIPLES

### CAREER LEADERS

PLAYER	SEASONS	3B
1. Jemile Weeks	2006-08	19
2. Calvin James	1981-82, 84-85	17
3. Bill Wrona	1981-83	15
4. Mitch Seoane	1981-83	14
5. Mike Metcalfe	1993-94	13
6. Benny Castillo	1971-74	12
Mike Fiore	1985-88	12
Charles Johnson	1990-92	12
9. Wayne Krenchicki	1973-75	11
Kirk Dulom	1987, 89-90	11

### SEASON LEADERS

PLAYER	SEASON	3B
1. Charles Johnson	1990	9
Mike Metcalfe	1993	9
3. Kirk Dulom	1987	8
Jemile Weeks	2006	8
5. Benny Castillo	1973	7
Rick Montoni	1977	7
Bill Wrona	1982	7
Bill Wrona	1983	7
Calvin James	1985	7
Greg Erickson	1990	7
Jorge Fabregas	1990	7

# INDIVIDUAL LEADERS - BATTING

## HOME RUNS

### CAREER LEADERS

PLAYER	SEASONS	HR
1. Phil Lane	1982-84	62
2. Pat Burrell	1996-98	61
3. Yonder Alonso	2006-08	52
4. Kevin Brown	1998-01	48
5. Ryan Braun	2003-05	45
6. Zack Collins	2014-16	42
Danny Matienzo	2000-02	42
8. Lale Esquivel	1997, 99-00	40
9. Randy Guerra	1976-79	39
Manny Crespo	1998-00	39

### SEASON LEADERS

PLAYER	SEASON	HR
1. Phil Lane	1982	25
2. Yonder Alonso	2008	24
3. Pat Burrell	1996	23
4. Darren Mandel	1984	22
Kevin Brown	1999	22
6. Pat Burrell	1997	21
Aubrey Huff	1998	21
Harold Martinez	2010	21
9. Phil Lane	1983	20
Lale Esquivel	2000	20
Danny Matienzo	2002	20

## TOTAL BASES

### CAREER LEADERS

PLAYER	SEASONS	TB
1. Mike Fiore	1985-88	506
2. Pat Burrell	1996-98	465
3. Yonder Alonso	2006-08	432
4. Randy Guerra	1976-79	427
Javy Rodriguez	1999-02	427
6. Jim Burt	2001-04	425
7. Phil Lane	1982-84	418
8. Ryan Braun	2003-05	414
9. Doug Shields	1981-84	403
10. Frank Dominguez	1985-88	394

### SEASON LEADERS

PLAYER	SEASON	TB
1. Jason Michaels	1997	189
2. Pat Burrell	1996	182
3. Orlando Artiles	1983	181
4. Aubrey Huff	1998	174
5. Pat Burrell	1997	174
6. Darren Mandel	1984	171
7. Mike Fiore	1988	169
8. Jim Burt	2004	166
9. Yonder Alonso	2008	164
10. Rudy Gomez	1996	161
Ryan Braun	2003	161

## RUNS BATTED IN

### CAREER LEADERS

PLAYER	SEASONS	RBI
1. Mike Fiore	1985-88	235
2. Randy Guerra	1976-79	234
3. Yonder Alonso	2006-08	215
4. Phil Lane	1982-84	200
5. Ryan Braun	2003-05	197
6. Danny Matienzo	2000-02	189
7. Pat Burrell	1996-98	187
Kevin Brown	1998-01	187
9. Frank Dominguez	1985-88	186
10. Zack Collins	2014-16	183

### SEASON LEADERS

PLAYER	SEASON	RBI
1. Aubrey Huff	1998	95
2. David Thompson	2015	90
3. Jason Michaels	1997	89
4. Darren Mandel	1984	88
5. Mike Fiore	1988	88
6. Pat Burrell	1997	76
Ryan Braun	2003	76
Ryan Braun	2005	76
9. Phil Lane	1982	74
Sam Sorce	1982	74
Yonder Alonso	2007	74

## STOLEN BASES

### CAREER LEADERS

PLAYER	SEASONS	SB
1. Bobby Hill	1997-99	139
2. Javy Rodriguez	1999-02	135
3. Doug Shields	1981-84	123
4. Calvin James	1981-82, 84-85	119
5. Mike Fiore	198-88	109
6. Howie Shapiro	1976-79	107
7. Luis Hernandez	1991-94	102
Ryan Grimmett	1994-97	102
9. Orlando Gonzalez	1973-74	96
10. Bill Wrona	1981-83	95

### SEASON LEADERS

PLAYER	SEASON	SB
1. Javy Rodriguez	2001	66
2. Orlando Gonzalez	1974	62
3. Calvin James	1985	53
Ryan Grimmett	1997	53
Mike Rodriguez	2001	53
6. Bobby Hill	1999	52
7. Jim Crosta	1974	46
Mike Metcalfe	1994	46
Bobby Hill	1998	46
10. Wes Robbins	1978	45

## WALKS

### CAREER LEADERS

PLAYER	SEASONS	BB
1. Mike Fiore	1985-88	222
2. Howie Shapiro	1976-79	194
3. Doug Shields	1981-84	189
4. Zack Collins	2014-16	177
5. Yonder Alonso	2006-08	172
6. Pat Burrell	1996-98	170
7. Randy Guerra	1976-79	167
8. Bobby Hill	1997-99	166
9. Benny Castillo	1971-74	161
10. Calvin James	1981-82, 84-85	160

### SEASON LEADERS

PLAYER	SEASON	BB
1. Pat Burrell	1997	83
2. Zack Collins	2016	78
3. Yonder Alonso	2008	76
4. Bobby Hill	1999	73
5. Phil Lane	1983	72
6. Mike Fiore	1988	69
7. Steve Lusby	1982	68
8. Greg Vaughn	1986	63
Jason Michaels	1988	63
10. Howie Shapiro	1980	62

## STRIKEOUTS

### CAREER LEADERS

PLAYER	SEASONS	K
1. Kevin Brown	1998-01	221
2. Phil Lane	1982-84	192
3. Zack Collins	2014-16	164
4. Frank Dominguez	1985-88	162
5. Willie Abreu	2014-16	161
6. Ryan Grimmett	1994-97	155
7. Danny Matienzo	2000-02	153
8. Bruce Thompson	1992-95	151
9. Dave DiNatale	2007-09	149
10. Charles Johnson	1990-92	148

### SEASON LEADERS

PLAYER	SEASON	K
1. Phil Lane	1983	72
Kevin Brown	2001	72
Stephen Perez	2010	72
4. Kevin Brown	1999	67
5. Phil Lane	1982	66
6. Zack Collins	2015	64
7. Johnathan Smith	1992	62
8. Dave DiNatale	2009	61
Willie Abreu	2014	61
10. Edgar Michelangeli	2016	60
Greg Vaughn	1986	60
Manny Crespo	1998	60

# INDIVIDUAL LEADERS - BATTING

## TOTAL SACRIFICES

### CAREER LEADERS

PLAYER	SEASONS	SAC
1. Jose Trujillo	1986-89	53
2. Kris Clute	1998-01	45
3. Ryan Jackson	2007-09	43
4. Alex Cora	1994-96	42
Javy Rodriguez	1999-02	42
6. Howie Shapiro	1976-79	39
7. Luis Hernandez	1992-95	38
8. Gino DiMare	1989-92	36
9. Paco Figueroa	2002-05	35
10. Joe Nelson	1984-87	34

### SEASON LEADERS

PLAYER	SEASON	SAC
1. Jose Trujillo	1987	23
2. Mike Metcalfe	1994	22
3. Joe Nelson	1986	21
4. F.P. Santangelo	1989	20
5. Dave Berg	1992	18
Kris Clute	2000	18
7. Mike Lopez-Cao	1997	17
Kris Clute	2001	17
Javy Rodriguez	2001	17
Adam Ricks	2003	17

## HIT BY PITCH

### CAREER LEADERS

PLAYER	SEASONS	HBP
1. Jon Jay	2004-06	38
2. Danny Figueroa	2002-05	33
3. Bobby Hill	1997-99	32
4. Blake Tekotte	2006-08	31
5. Carl Chester	2015-16	28
6. Luis Hernandez	1991-94	27
Jim Burt	2001-04	27
8. Paco Figueroa	2002-05	26
9. Kevin Brown	1998-01	25
10. Ricky Eusebio	2013-15	24

### SEASON LEADERS

PLAYER	SEASON	HBP
1. Jon Jay	2006	23
2. Ricky Eusebio	2015	21
3. Bobby Hill	1997	20
4. Carl Chester	2016	19
5. Danny Figueroa	2003	17
6. Mat Erwin	1994	16
7. Jim Burt	2004	14
8. Kevin Brown	1999	13
Blake Tekotte	2007	13
10. F.P. Santangelo	1989	12
Blake Tekotte	2008	12
Zeke DeVoss	2010	12
Chantz Mack	2013	12
Dale Carey	2014	12

## BATTING AVERAGE

### CAREER LEADERS (300+ AB)

PLAYER	SEASONS	AVG
1. Pat Burrell	1996-98	.442
2. Yasmani Grandal	2008-10	.401
3. Aubrey Huff	1997-98	.400
4. Jason Michaels	1997-98	.396
5. Jon Jay	2004-06	.378
6. Orlando Gonzalez	1973-94	.373
7. Javy Rodriguez	1999-02	.369
8. Kevin Howard	2000-02	.368
9. Ryan Braun	2003-05	.365
10. Mike Fiore	1985-88	.361
Rudy Gomez	1994-96	.361

### CARRER LEADERS (1-299 AB)

PLAYER	SEASON	AVG
1. George Iskenderian	2015	.364
2. Steve Lusby	1982-83	.359
3. Bob Taro	1951-54	.342
4. Chris Hermann	2009	.341
5. Juan Flores	1990-91	.339
Tommy Giles	2006	.339
7. Laddie Jezek	1967-69	.333
8. German Alvarez	1997-98	.332
9. Bobby Ward	1962-64	.330
10. Warren Bogle	1962-64	.329
Robert Feldman	1976-77	.329

## BATTING AVERAGE

### SEASON LEADERS (200+ AB)

PLAYER	SEASON	AVG
1. Mike Fiore	1987	.423
2. Rudy Gomez	1996	.420
3. Kevin Howard	2000	.413
4. Aubrey Huff	1998	.412
5. Jason Michaels	1997	.411
6. Pat Burrell	1997	.409
7. Jon Jay	2005	.408
8. Bobby Hill	1998	.404
9. Orlando Gonzalez	1974	.402
10. Yasmani Grandal	2010	.401

### SEASON LEADERS (101-200 AB)

PLAYER	SEASON	AVG
1. Pat Burrell	1996	.484
2. Pat Burrell	1998	.432
3. Larry Pyle	1969	.431
4. Laddie Jezek	1969	.389
5. Aubrey Huff	1997	.385
6. Russ Jacobson	1990	.380
7. Jason Michaels	1998	.378
8. Jorge Maduro	1969	.374
9. Kim Siepe	1972	.373
Tony Barquin	1980	.373
Joey Hooft	2003	.373
Paco Figueroa	2004	.373

### SEASON LEADERS (50-100 AB)

PLAYER	SEASON	AVG
1. Larry Wilson	1962	.459
2. Ernie Yaroshuk	1963	.448
3. Whitey Campbell	1950	.429
4. Dennis Eich	1963	.392
5. Bob Dekreon	1955	.390
6. Bob Taro	1953	.379
7. Bobby Ward	1962	.365
8. Vince Pagley	1953	.364
9. Vaughn Flick	1974	.362
10. Robert Feldman	1977	.357

## SLUGGING PERCENTAGE

### CAREER LEADERS (300+ AB)

PLAYER	SEASONS	SLG
1. Pat Burrell	1996-98	.886
2. Jason Michaels	1997-98	.744
3. Aubrey Huff	1997-98	.719
4. Ryan Braun	2003-05	.672
5. Kevin Brown	1998-01	.637
Yonder Alonso	2006-08	.637
7. Manny Crespo	1998-00	.632
8. Larry Pyle	1967-69	.624
9. Yasmani Grandal	2008-10	.615
10. Lale Esquivel	1997, 99-00	.613

### CAREER LEADERS (1-299 AB)

PLAYER	SEASON	SLG
1. Ed Contreras	1957-59	.615
2. Bob Taro	1951-54	.574
3. Tommy Giles	2006	.558
4. Greg Ellena	1983-86	.546
5. German Alvarez	1997-98	.532
6. Chris Hermann	2009	.528
7. Rick Ellstrom	1992-93	.524
8. Warren Bogle	1966-67	.523
9. Steve Lusby	1982-83	.522
10. Mike Maude	1980-81	.500

### SEASON LEADERS (200+ AB)

PLAYER	SEASON	SLG
1. Pat Burrell	1997	.809
2. Yonder Alonso	2008	.777
3. Aubrey Huff	1998	.768
4. Mike Fiore	1988	.754
5. Jason Michaels	1997	.733
6. Ryan Braun	2005	.726
7. Yasmani Grandal	2010	.721
8. Yonder Alonso	2007	.705
9. Kevin Brown	1999	.690
10. Jim Burt	2004	.678

### SEASON LEADERS (50-199 AB)

PLAYER	SEASON	SLG
1. Pat Burrell	1996	.948
2. Pat Burrell	1998	.924
3. Jason Michaels	1998	.760
Russ Jacobson	1999	.760
5. Donald Robinson	1992	.745

# INDIVIDUAL LEADERS - PITCHING

6. Greg Ellena	1985	.741	Mark Bauer	1983	20
7. Lale Esquivel	2000	.710	Dan Davies	1986	20
8. Larry Pyle	1969	.700	Neal Heaton	1981	20
9. Ed Contreras	1958	.696			
10. Kevin Brown	2000	.692			

## INNINGS PITCHED

### CAREER LEADERS

PLAYER	SEASONS	IP
1. Joe Grahe	1987-89	460.2
2. J.D. Artega	1994-97	458.1
3. Stan Jakubowski	1973-76	432.0
4. Dan Davies	1983-86	425.1
5. Kiki Bengochea	2000-02	392.0
6. Neal Heaton	1979-81	390.0
7. Jeff Morrison	1979-81	387.0
8. Rob Souza	1982-84	381.2
9. Mark Batten	1976-79	357.0
10. Greg Knowles	1988-91	343.2

### SEASON LEADERS

PLAYER	SEASON	IP
1. Joe Grahe	1989	173.0
2. Joe Grahe	1988	167.0
3. Mike Kasprazk	1982	160.0
4. Stan Jakubowski	1974	159.1
5. Rob Souza	1984	156.0
6. Neal Heaton	1981	154.1
7. Neal Heaton	1980	151.0
8. Alex Fernandez	1989	147.2
9. Sam Sorce	1982	146.2
10. Rob Souza	1982	145.0

## WALKS

### CAREER LEADERS

PLAYER	SEASONS	BB
1. Rob Souza	1982-84	200
2. Dan Davies	1983-86	177
3. Kenny Henderson	1992-95	167
4. Neal Heaton	1979-81	161
5. Danny Smith	1980-83	160
6. Randy Guerra	1976-79	158
7. Joe Grahe	1987-89	154
8. Stan Jakubowski	1973-76	147
9. J.D. Artega	1994-97	143
10. Majer Steffen	1984-88	140

### SEASON LEADERS

PLAYER	SEASON	BB
1. Rob Souza	1984	91
2. Joe Grahe	1989	75
3. Neal Heaton	1980	72
4. Rob Souza	1983	67
5. Randy Guerra	1978	64
6. Mike Kasprazk	1982	58
Jason Adge	1995	58
8. Oscar Munoz	1990	57
9. Neal Heaton	1981	56
10. Randy Guerra	1979	54

## RELIEF APPEARANCES

### CAREER LEADERS

PLAYER	SEASONS	APP
1. George Huguet	2001-04	123
2. Danny Gil	2004-07	115
3. Danny Smith	1980-83	112
4. Robbie Morrison	1996-98	110
5. Luke Debold	1999-2002	103
6. Bryan Garcia	2014-16	101
7. Danny Graves	1992-94	99
8. AJ Salcines	2011-14	96
9. Andrew Lane	2003-06	95
10. Rick Raether	1984-86	91

### SEASON LEADERS

PLAYER	SEASON	APP
1. Michael Neu	1999	46
2. Jay Tessmer	1995	45
Rick Raether	1985	45
4. Luke Debold	2001	44
George Huguet	2001	44
6. Frankie Bartow	2016	43
Kyle Bellamy	2008	43
Danny Smith	1982	43
Danny Smith	1983	43
Dave Eichhorn	1983	43
Eddy Reyes	1997	43

## COMPLETE GAMES

### CAREER LEADERS

PLAYER	SEASONS	CG
1. Stan Jakubowski	1973-76	27
2. Joe Grahe	1987-89	23
3. Neal Heaton	1979-81	19
Rick Jones	1965-67	19
5. Bobby Huges	1969-61	16
6. Warren Bogle	1966-67	15
Tom Borzecki	1968-71	15
Tom Lehman	1967-69	15
Jeff Morrison	1978-81	15
Rob Souza	1982-84	15

### SEASON LEADERS

PLAYER	SEASON	CG
1. Joe Grahe	1988	11
2. Joe Grahe	1989	10
Rob Souza	1984	10
4. Warren Bogle	1966	9
Neal Heaton	1981	9
Stan Jakubowski	1974	9
Stan Jakubowski	1975	9
8. Alex Fernandez	1989	8
Tom Lehman	1968	8
Rick Patrylo	1972	8
Bob Bastian	1980	8
Mark Batten	1979	8

## APPEARANCES

### CAREER LEADERS

PLAYER	SEASONS	APP
1. Danny Smith	1980-83	123
George Huguet	2001-04	123
Danny Gil	2004-07	123
4. Robbie Morrison	1996-98	112
5. Luke Debold	1999-2002	103
6. Bryan Garcia	2014-16	101
7. Danny Graves	1992-94	99
8. AJ Salcines	2011-14	96
9. Rick Raether	1984-86	98
10. Andrew Lane	2003-06	95

### SEASON LEADERS

PLAYER	SEASON	APP
1. Michael Neu	1999	46
2. Jay Tessmer	1995	45
Rick Raether	1985	45
4. Luke Debold	2001	44
George Huguet	2001	44
Dave Eichhorn	1983	44
Danny Smith	1982	44
8. Frankie Bartow	2016	43
Kyle Bellamy	2008	43
Danny Smith	1983	43
Eddy Reyes	1997	43

## STARTS

### CAREER LEADERS

PLAYER	SEASONS	GS
1. J.D. Artega	1994-97	72
2. Dan Davies	1983-86	66
3. Joe Grahe	1987-89	61
4. Rob Souza	1982-84	57
Kenny Henderson	1992-95	57
6. Stan Jakubowski	1973-76	53
7. Alex Santos	1996-99	52
8. David Gil	1997-2000	51
Bryan Radziewski	2011-14	51
10. Chris Hernandez	2008-10	50

### SEASON LEADERS

PLAYER	SEASON	GS
1. Rob Souza	1983	23
2. Dan Davies	1985	22
Joe Grahe	1989	22
Mike Kasprazk	1982	22
J.D. Artega	1997	22
6. Stan Jakubowski	1974	21
Rob Souza	1984	21
Joe Grahe	1988	20
9. Alex Santos	1999	20

# INDIVIDUAL LEADERS - PITCHING

## STRIKEOUTS

### CAREER LEADERS

PLAYER	SEASONS	Ks
1. Joe Grahe	1987-89	433
2. Alex Santos	1996-99	386
3. Neal Heaton	1979-81	381
4. Rob Souza	1982-84	366
5. J.D. Artega	1994-97	343
6. Stan Jakubowski	1973-76	334
7. Bryan Radziewski	2011-14	333
8. Chris Hernandez	2008-10	320
9. David Gil	1997-2000	312
10. Kenny Henderson	1992-95	311

### SEASON LEADERS

PLAYER	SEASON	Ks
1. Joe Grahe	1989	194
2. Alex Fernandez	1989	177
3. Neal Heaton	1981	172
4. Rob Souza	1984	165
5. Joe Grahe	1988	154
6. Alex Santos	1999	144
7. Alex Santos	1998	142
8. Rob Souza	1983	139
9. Neal Heaton	1980	130
10. Warren Bogle	1966	128
Stan Jakubowski	1974	128

## HITS ALLOWED

### CAREER LEADERS

PLAYER	SEASONS	HITS
1. J.D. Artega	1994-97	451
2. Dan Davies	1983-86	424
3. Joe Grahe	1987-89	382
4. Rob Souza	1982-84	368
5. Greg Knowles	1988-91	349
6. Jeff Morrison	1978-81	328
7. Mark Batten	1976-79	322
8. Stan Jakubowski	1973-76	318
9. Kiki Bengochea	2000-02	308
10. Kevin Sheary	1983-87	284

### SEASON LEADERS

PLAYER	SEASON	HITS
1. Mike Kasprzak	1982	154
2. Rob Souza	1984	152
3. J.D. Artega	1997	141
4. Mark Bauer	1982	134
Joe Grahe	1988	134
6. Joe Grahe	1987	130
7. Dan Davies	1986	127
8. Rob Souza	1983	126
9. Sam Sorce	1982	125
10. Joe Grahe	1989	124

## RUNS ALLOWED

### CAREER LEADERS

PLAYER	SEASONS	RUNS
1. Rob Souza	1982-84	223
2. J.D. Artega	1994-97	221
3. Dan Davies	1983-86	204
4. Kiki Bengochea	2000-02	199
5. Joe Grahe	1987-89	186
6. Greg Knowles	1988-91	168
7. Kevin Sheary	1983-87	165
8. Brandon Camardese	2002-05	164
9. Dan Touchet	2001-05	157
10. David Gil	1997-2000	154

### SEASON LEADERS

PLAYER	SEASON	RUNS
1. Rob Souza	1984	96
2. Kiki Bengochea	2002	78
3. Mike Kasprzak	1982	76
4. Rob Souza	1983	73
5. Joe Grahe	1987	71
6. Jason Adge	1995	69
7. J.D. Artega	1997	68
8. Dan Davies	1986	67
9. Scott Maine	2006	66
10. Kiki Bengochea	2001	65

## EARNED RUNS ALLOWED

### CAREER LEADERS

PLAYER	SEASONS	ER
1. Rob Souza	1982-84	183
2. Dan Davies	1983-86	177
3. J.D. Artega	1994-97	173
4. Joe Grahe	1987-89	150
5. Brandon Camardese	2002-05	149
6. Kiki Bengochea	2000-02	147
Kevin Sheary	1983-87	147
8. Dan Touchet	2001-05	134
9. Jose Prado	1991-93	119
David Gil	1997-2000	119

### SEASON LEADERS

PLAYER	SEASON	ER
1. Rob Souza	1984	75
2. Mike Kasprzak	1982	68
3. Rob Souza	1983	63
4. Mark Bauer	1983	60
Jason Adge	1995	60
6. Kiki Bengochea	2002	59
7. Dan Davies	1986	57
8. Kevin Sheary	1987	56
9. Scott Maine	2006	54
Joe Grahe	1988	54

## SAVES

### CAREER LEADERS

PLAYER	SEASONS	SAVES
1. Bryan Garcia	2014-16	43
2. George Huguet	2001-04	39
3. Rick Raether	1984-86	37
4. Robbie Morrison	1996-98	34
5. Danny Graves	1992-94	29
6. Jay Tessmer	1994-95	23
7. Chris Perez	2004-06	20
8. Danny Miranda	2009-11	20
9. Kyle Bellamy	2007-09	19
Danny Smith	1980-83	19

### SEASON LEADERS

PLAYER	SEASON	SAVES
1. Danny Graves	1994	21
2. Rick Raether	1985	20
Jay Tessmer	1995	20
4. Bryan Garcia	2016	18
5. Rick Raether	1986	17
6. Kyle Bellamy	2009	16
Michael Neu	1999	16
8. Danny Miranda	2011	15
Bryan Garcia	2014	15
10. George Huguet	2001	14
Robbie Morrison	1996	14

## WINS

### CAREER LEADERS

PLAYER	SEASONS	WINS
1. J.D. Artega	1994-97	43
2. Neal Heaton	1979-81	42
3. Dan Davies	1983-86	41
4. Stan Jakubowski	1973-76	40
5. Jeff Morrison	1978-81	38
6. Alex Santos	1996-99	37
7. Mark Batten	1976-79	35
8. Joe Grahe	1987-89	34
9. Jeff Alkire	1989-92	32
10. David Gil	1997-2000	31
Eric Erickson	2007-2008, 2010, 2012	31

### SEASON LEADERS

PLAYER	SEASON	WINS
1. Neal Heaton	1980	18
2. Neal Heaton	1981	16
Stan Jakubowski	1974	16
4. Tom Farmer	2001	15
Alex Santos	1998	15
Clint Weibel	1996	15
Oscar Munoz	1990	15
Joe Grahe	1989	15
Alex Fernandez	1989	15
Dan Davies	1985	15
Bob Bastian	1980	15
Gavin Long	1976	15



# INDIVIDUAL LEADERS - PITCHING

## LOSSES

### CAREER LEADERS

PLAYER	SEASONS	L
1. Kiki Bengochea	2000-02	16
Rob Souza	1982-84	16
3. Kevin Sheary	1983-87	15
4. Stan Jakubowski	1973-76	14
5. Joe Grahe	1987-89	13
6. Warren Bogle	1966-67	12
Tom Borzecki	1968-71	12
Dan Davies	1983-86	12
Kenny Henderson	1992-95	12
Eric Erickson	2007-08, 2010, 2012	12

### SEASON LEADERS

PLAYER	SEASON	L
1. Rob Souza	1984	9
2. Carlos Gutierrez	2006	7
3. Shawn Purdy	1991	7
4. Fadul Arrieta	1993	7
Kiki Bengochea	2002	7
6. David Gutierrez	2009	6
Warren Bogle	1966	6
Warren Bogle	1967	6
Jason Adge	1995	6
E.J. Encinosa	2011	6
Eric Erickson	2012	6
Andrew Suarez	2013	6

## ERA (199+ IP)

### CAREER LEADERS

PLAYER	SEASON(S)	ERA
1. Stan Jakubowski	1973-76	1.81
2. Neal Heaton	1979-81	2.03
3. Jerry Brust	1974-75	2.04
4. Jeff Morrison	1978-81	2.37
5. Tom Lehman	1967-69	2.38
6. Augie Ruiz	1976-78	2.42
7. Cesar Carrillo	2004-05	2.44
8. Bobby Huges	1959-61	2.52
Rick Patrylo	1971-73	2.52
Rick Raether	1984-86	2.52
Vic Stenson	1958-60	2.52

## ERA (1-199 IP)

### CAREER LEADERS

PLAYER	SEASON(S)	ERA
1. John Fulgham	1975	0.54
2. Jay Tessmer	1994-95	1.24
3. Dean Booth	1960-61	1.51
4. Neale Monte	1968-70	1.69
5. Ralph Maza	1969-72	1.71
6. Robbie Morrison	1996-97	1.78
7. Bob Bartlett	1971-73	1.79
8. Wally Pontiff	1973	1.92
9. Alex Fernandez	1989	2.01
10. Danny Graves	1992-94	2.02

## ERA (100+ IP)

### SEASON LEADERS

PLAYER	SEASON	ERA
1. Augie Ruiz	1978	1.46
2. Stan Jakubowski	1974	1.47
3. Bob Bartlett	1973	1.56
4. Mark Batten	1979	1.63
5. Chris Diaz	2013	1.64
6. Stan Jakubowski	1975	1.65
7. Gavin Long	1976	1.78
8. Alex Fernandez	1989	2.01
9. Jeff Morrison	1980	2.03
10. Neal Heaton	1980	2.09

## ERA (1-99 IP)

### SEASON LEADERS

PLAYER	SEASON	ERA
1. John Fulgham	1975	0.54
2. Danny Graves	1994	0.89
3. Kyle Bellamy	2009	0.97
4. Dean Booth	1974	1.13
5. Jay Tessmer	1994	1.16
6. Sam Robinson	2010	1.27
7. T.J. Prunty	2001	1.29
8. Jay Tessmer	1995	1.31
9. Jerry Brust	1974	1.36
10. Eric Nedeljkovic	2013	1.37







**M**



[@CANESBASEBALL](#)

[CANESTIX.COM](http://CANESTIX.COM) / [800.GO.CANES](http://800.GO.CANES)