



GEORGIA TECH BASKETBALL 2015-16

ACC Champions 1985, 1990, 1993 • Final Four 1990, 2004 • 16 NCAA Tournament appearances

2015-16 SCHEDULE & RESULTS

N13	CORNELL	W, 116-81
N16	TENNESSEE	W, 69-67
N19	GREEN BAY*	W, 107-77
N22	EAST TENNESSEE STATE*	L, 68-69
N26	vs. Arkansas*	W, 83-73
N27	vs. Villanova* (8/9)	L, 52-69
D1	WOFFORD	W, 77-61
D5	at Tulane	W, 76-68
D15	VCU	W, 77-64
D19	at Georgia	L, 61-75
D21	SOUTHEASTERN LOUISIANA	W, 75-62
D23	COLGATE	W, 76-60
D29	DUQUESNE	W, 73-67
J2	at North Carolina (7/8)	L, 78-86
J6	at Pittsburgh (24/21)	L, 84-89
J9	VIRGINIA (4/4)	W, 68-64
J13	at Notre Dame	L, 64-72
J16	VIRGINIA TECH	L, 77-78
J23	LOUISVILLE (17/16)	L, 71-75
J27	at NC State	W, 90-83
J30	at Syracuse	L, 57-60
F2	DUKE (rv/rv)	L, 71-80
F7	MIAMI (17/15)	1 p.m.
F10	WAKE FOREST	7 p.m.
F13	at Clemson	2 p.m.
F17	at Florida State	9 p.m.
F20	NOTRE DAME (rv/rv)	8 p.m.
F23	CLEMSON	7 p.m.
F27	at Boston College	12 p.m.
M1	at Louisville (19/18)	8 p.m.
M5	PITTSBURGH (rv/rv)	2 p.m.
M8-12	ACC Tournament, Washington, D.C.	

All times Eastern; home games in ACC CAPS

*NIT Season Tipoff, Barclays Center, Brooklyn, N.Y.

(AP/USA) - rankings in AP/coaches polls at time of game, current rankings for upcoming games (rv=receiving votes)

TELEVISION: ESPNU/WatchESPN

Play-by-play	Anish Shroff
Analyst	Cory Alexander
Producer	Stephen Reintjes

RADIO: Georgia Tech/IMG Sports Network

Play-by-play	Brandon Gaudin
Analyst	Randy Waters
Engineer	Miller Pope
Studio host	Stephen Hartzell
In Atlanta	680 AM, 93.7 FM
Satellite	Sirius ch. 83, XM ch. 193 (Tech broadcast)
Online	GT Gameday App, Ramblinwreck.com
Tuneln	buzz.gt/LiveTuneln

TWITTER: #TogetherWeSwarm

Official account/in-game updates	@GTMBB
Coach Brian Gregory	@GTBrianGregory

NEXT: Wake Forest (home)

Date	Wednesday, February 10
Time	7 p.m. ET
TV/Online	RSN/ESPN3

GEORGIA TECH (12-10, 2-7 ACC) VS. #17/15 MIAMI (17-4, 6-3 ACC)

GAME 23 • February 7, 2016 • 1 p.m. ET • Atlanta, Ga. • McCamish Pavilion

Site	Atlanta, Ga.
Venue	McCamish Pavilion
Capacity	8,600
Series	Miami leads, 11-8
At home	Miami leads, 5-4
Last year	Tech won 70-50 on Jan. 28 in Coral Gables
GTMBB Communications	Mike Stamus
Phone	404-894-5446 (ofc), 404-218-9723 (cell)
E-mail	mstamus@athletics.gatech.edu

MIAMI

Rankings (AP/coaches/RPI)	17/15/15
Record breakdown	11-1 home, 3-3 away, 3-0 neutral
Head coach	Jim Larranaga (Providence, 1971)
Career record/at Miami	578-387 (32nd)/108-53 (5th)
Record vs. Georgia Tech	4-2
GEORGIA TECH	
Rankings (AP/coaches/RPI)	nr/nr/76
Record breakdown	9-4 home, 2-5 away, 1-1 neutral
Head coach	Brian Gregory (Oakland, 1990)
Career record/at Georgia Tech	239-175 (13th)/67-81 (5th)
Record vs. Miami	2-4

Tech Hosts #17/15 Miami on Super Bowl Sunday

Georgia Tech (12-10, 2-7 ACC) continues a three-game homestand bridging the two halves of the Atlantic Coast Conference schedule when the Yellow Jackets host #17/15 Miami (17-4, 6-3 ACC) at 1 p.m. Sunday at McCamish Pavilion.

Tech dropped an 80-71 decision at home to Duke Tuesday night and have lost two straight since capturing a 90-83 win at NC State on Jan. 27. The Jackets are 1-3 at home in ACC play, a Jan. 9 win over #4 Virginia. Tech's seven ACC losses this season have come by a total of 39 points, an average of 5.6 points per game.

The Hurricanes, who entered the top 25 after a 5-0 start this season and have remained there, defeated Notre Dame, 79-70, at home Wednesday night and have won four of their last five games. Miami has won just one of its three ACC road games to date, however, on Jan. 20 at Boston College.

Sunday's game will be televised nationally on ESPNU and will be streamed live on the WatchESPN app. Radio coverage of the game is provided by the Georgia Tech/IMG Sports Network, and can be heard in Atlanta on 680 The Fan (680 AM and 93.7 FM). The game can also be heard nationally on satellite radio (Sirius ch. 83, XM ch. 193).

Transition Points

- Miami is the fifth top-25 team Georgia Tech has played since the beginning of January and the sixth this season. The Yellow Jackets are 1-4 against top-25 teams, having beaten #4 Virginia at home on Jan. 9.
- Miami comes into Sunday's game ranked 17th in adjusted offensive efficiency according to KenPom.com. Tech has already played the No. 1 (Duke), No. 2 (Notre Dame), No. 4 (North Carolina), No. 7 (Virginia) and No. 18 (Pittsburgh) and No. 22 (Villanova) teams in adjusted offensive efficiency.

Roster At-A-Glance (# indicates probable starter; ppg & rpg)

3	Marcus Georges-Hunt# G..... 6-5 216 ... Sr..... College Park, Ga 15.6 3.3 > Career 1,470 points, 17th all-time at Tech; 19th player in Tech history with 1,000 points & 500 rebounds
34	Abdoulaye Gueye F..... 6-9 218 ... So..... Dakar, Senegal -- -- > Reserve post player saw action in eight games last season, sitting out this season as a redshirt
11	Josh Heath# G..... 6-2 179 ... Jr..... Tampa, Fla 3.3 1.3 > 80-to-23 assist-turnover ratio (3.48-1, 2nd in ACC); 3.6 assists per game; started 18 games
5	Corey Heyward G..... 6-1 210 ... r-Jr..... Duluth, Ga 0.4 0.2 > Played in five games, one field goal
1	Tadric Jackson G..... 6-2 209 ... So..... Tifton, Ga 5.1 1.2 > Three double-digit scoring games this season, scored team-high 15 vs. Duke; 14.3 mpg this season
32	Nick Jacobs# F..... 6-8 262 ... r-Sr..... Atlanta, Ga 11.5 6.1 > Transfer from Alabama (sat out 2014-15); double-digit points in last 7 games (15.4 ppg, 7.0 rpg)
10	Travis Jorgenson G..... 6-0 184 ... r-So..... Columbia, Mo 2.7 1.1 > 48 assists and 12 turnovers in this season (10 zero-turnover games)
44	Ben Lammers C..... 6-10 231 ... So..... San Antonio, Texas 3.8 4.2 > 35-57 FG (61.4%) with team-high 26 blocks; 5.0 rpg, 12 blocks in ACC games
0	Charles Mitchell F..... 6-8 256 ... Sr..... Atlanta, Ga 10.9 10.5 > Double-doubles in 12 games this season; leads ACC in rebound avg. (13th in NCAA), 2nd in offensive reb. (3.9)
24	Sylvester Ogbonda F..... 6-10 238 ... Fr..... Port Harcourt, Nigeria -- -- > Exchange student played last 2 yrs at Central Park Christian School, Birmingham, Ala.; redshirting in 2015-16
42	Rand Rowland F..... 6-7 213 ... Jr..... Cleveland, Ga 0.0 0.0 > Non-scholarship player saw action in three games this season, played career-high 4 minutes vs. Green Bay
12	Quinton Stephens F..... 6-9 203 ... Jr..... Atlanta, Ga 4.9 3.1 > Led team in 3-point FG made last year, 18-47 (38.3%) this year; double figures in 4 games this season
2	Adam Smith# G..... 6-1 165 ... Gr..... Jonesboro, Ga 14.5 2.5 > Grad transfer from Va. Tech; leads ACC in 3-pt FG per game (3.19), 5th in percentage (41.9%)
33	James White# F..... 6-8 226 ... Gr..... Jonesboro, Ga 3.9 5.0 > Grad transfer from UALR; Tech's 3rd-leading rebounder, two double-doubles this season; started last 7 games

GAME NOTES

TECH NOTEBOOK

Tech Team Statistics

Category	2015-16	#ACC	*NCAA
Scoring offense	76.1	9	123
Scoring defense	71.4	11	181
Scoring margin	+4.7	11	135
Field goal pct.	.445	10	148
Field goal pct. def.	.435	13	207
3-pt FG pct.	.365	9	149
3-pt FG made	6.3	9	250
3-pt FG pct. def.	.313	3	72
3-pt FG allowed	5.7	3	n/a
Free throw pct.	.712	8	119
FT made	14.3	12	227
Rebound average	40.8	4	31
Rebound margin	+8.0	3	22
O-Reb per game	13.8	4	20
D-Reb per game	27.0	3	83
Assists per game	14.4	3	105
Turnover margin	-0.1	12	185
Assist/TO ratio	1.4	5	26
Turnovers per game	10.3	3	10
Turnovers forced	10.1	15	337
Blocks per game	4.5	7	80
Steals per game	4.8	14	313
Fouls per game	19.0	n/a	127

#ACC rankings through games of Feb. 3

*NCAA rankings (351 teams ranked) through games of Feb. 3
n/a = no ranking available

Games Started

	Consec.	2015-16	Career	Conf.
Marcus Georges-Hunt	22	22	115	66
Abdoulaye Gueye	0	0	0	0
Josh Heath	3	18	*26	10
Corey Heyward	0	0	18	15
Tadic Jackson	0	0	6	6
Nick Jacobs	3	16	45	18
Travis Jorgenson	0	1	28	18
Ben Lammers	0	0	0	0
Charles Mitchell	0	19	*54	24
Sylvester Ogbonda	0	0	0	0
Rand Rowland	0	0	0	0
Adam Smith	22	22	81	41
Quinton Stephens	0	3	15	4
James White	7	9	61	29

*includes starts at previous school

Career ACC includes ACC Tournament starts

Non-Conference Breakdown

Team (2015-16)	Record	Conf.	RPI*	RPI#	Result
Arkansas (NCAA)	11-11	4-5	94	216	W, 83-73
Colgate	10-12	6-5	232	203	W, 76-60
Cornell	9-9	2-2	154	223	W, 116-81
Duquesne	15-7	5-4	92	123	W, 73-67
East Tennessee St.	14-9	7-3	128	77	L, 68-69
Georgia (NCAA)	12-8	5-4	65	63	L, 61-75
Green Bay	13-9	6-4	155	181	W, 107-77
S.E. Louisiana	4-17	2-6	340	338	W, 75-62
Tennessee	11-11	4-5	103	180	W, 69-67
Tulane	8-16	1-10	250	190	W, 76-68
VCU (NCAA)	17-5	9-0	33	117	W, 77-64
Villanova (NCAA)	19-3	9-1	2	8	L, 52-69
Wofford (NCAA)	9-13	6-4	197	234	W, 77-61

GT Strength of schedule rank (overall): 19

GT Strength of schedule rank (non-conference): 84

*CBSports.com (through games of Feb. 4)

#CBSports.com (at time of the game, or as of Dec. 1 for November opponents)

• Sunday is the only scheduled meeting between Tech and Miami during the regular season. The two teams met only in Coral Gables last year.

• Tech's nine ACC games have been decided by an average of 5.4 points, none by more than the nine-point defeat to Duke Tuesday night. Miami's nine ACC games have been decided by an average of 12.1 points, with eight points being the closest finish.

• Tech has already played seven of the top eight teams in the current ACC standings, and the Yellow Jackets' nine opponents have a combined regular-season record of 132-51 (.721).

• Tech's overall strength of schedule ranks the 19th strongest in the CBSports.com RPI rankings (5-8 vs. top-100 teams). The Jackets' non-conference schedule strength is rated No. 84.

• Dating back to the 2014 ACC Tournament, 21 of Tech's 24 losses to ACC teams in that period have been decided by nine points or fewer.

• Tech has a minus-0.67 "Luck" rating, KenPom.com's measure of a team's number of close games and its success in them. The Jackets rank No. 310 in that category, or to look at it another way, the 41st unluckiest team in the country. Tech was No. 323 out of 354 last year.

• According to KenPom.com, Tech has the ninth most experienced roster in the nation, with an average number of years experience at 2.37.

• **Still relentless on the boards** - Tech is out-rebounding its opponents by 7.6 per game, which ranks 22nd in the nation and No. 3 in the ACC. Tech has out-rebounded 17 of 22 opponents this season with two ties. Tech is No. 4 in the ACC and 20th nationally in offensive rebounds per game (13.8).

• **Turnovers down** - Tech is averaging 10.1 turnovers this season (2nd in the ACC, 10th NCAA), down two-and-a-half per game (12.7) from last season. Tech has averaged 9.3 turnovers in ACC play, the second-lowest figure among the 15 teams.

• **Scoring up** - Tech is averaging 75.9 points per game, 73.3 in ACC games, both figures nearly 13 points per game higher than a year ago. The Yellow Jackets have connected on 44.4 percent of their field goal tries, an increase of four percent over last year.

• **Outside threat** - Tech's 35.2-percent success rate from three-point range is up almost nine percent over last year. The Yellow Jackets have hit 33.8 percent against the ACC.

• Tech has been outscored from the free throw line eight times in nine ACC games, and by a total of 178-120. In the second half of those games, the difference is 128-65. Only at NC State did the Yellow Jackets have the advantage (29-19).

• Four Georgia Tech players are averaging in double digits - Marcus Georges-Hunt (15.6 ppg), Adam Smith (14.5), Nick Jacobs (11.5) and Charles Mitchell (10.9). Tech has not finished a season with four or more players averaging in double figures since 2008-09.

• Tech has used four different starting lineups this season. Marcus Georges-Hunt and Adam Smith are the only Jackets to start every game.

• In ACC games, Marcus Georges-Hunt is averaging 17.1 points per game (9th in the ACC) and Adam Smith 16.4 (12th).

• Nick Jacobs has scored in double figures seven straight games, averaging 15.4 points (52.9 pct. FG, 18-of-22 FT) and 7.0 rebounds over that stretch.

• Charles Mitchell is bidding to become the first Tech player to average in double digits in points and rebounds since Alvin Jones in 2000-01. Only Jones and Malcolm Mackey (1991-92 and 1992-93) have done so since Tech joined the ACC. Mitchell has 12 double-doubles this season.

• Mitchell leads the ACC in rebound average (10.5 ppg) and is No. 2 in offensive rebounds (3.91 per game). Mitchell ranks 13th in the nation in both those categories.

• Adam Smith leads the ACC in three-point field goals

SERIES vs. MIAMI

Overall: Tech trails, 8-11

All Home Games: 4-5

At McCamish Pavilion: 0-2

At AMC: 4-2

At Philips Arena: 0-2

In Atlanta: 4-6

All Road Games: 4-5

At BankUnited Center: 3-4

As ACC members: 6-11

In the ACC Tournament: 0-1

All Neutral Games: 0-0

Under Whack Hyder: 1-1

Under Bobby Cremins: 1-0

Under Paul Hewitt: 4-6

Under Brian Gregory: 2-4

Vs. Jim Larranaga: 2-4

Longest Winning Streak: 4 games (1967-2005)

Longest Losing Streak: 4 games (2006-08)

Most Points Scored: 90 on 2-27-1967

Fewest Points Scored: 36 on 3-8-2012

Most Points Allowed: 90 on 12-3-2006

Fewest Points Allowed: 54 on 3-8-2012

Largest Margin of Victory: 20 on 1-28-2015

Largest Margin of Defeat: 22 on 1-3-1953

All-Time Results

1-3-53.....	a	L	60-82
2-27-67.....	h	W	90-84
12-27-97.....	a1	W	69-61
1-6-05.....	9/10	h	W 80-69
2-26-05.....	a	W	76-72
2-4-06.....	h	L	53-70
12-3-06.....	21/23	a	L 82-90
1-12-08.....	25/v	a	L 68-78
2-17-08.....	h	L	63-64
3-4-09.....	h	W	78-68
2-10-10.....	20/20	a	L 62-64
2-3-11.....	a	L	57-59
3-6-11.....	h	W	66-57
1-24-12.....	h12	L	49-64
3-8-12.....	n1	L	36-54
1-5-13.....	h14	L	49-62
3-6-13.....	6/7	a	W 71-69
1-18-14.....	h14	L	42-56
1-28-15.....	23/23	a	W 70-50

a1-Orange Bowl Classic (Miami Arena); n1-ACC Tournament, Philips Arena, Atlanta, Ga.

made (3.19 per game) and fifth in percentage (41.9). He ranks 16th and 47th, respectively, in the nation in those two categories. He has averaged 3.56 three-pointers in ACC games and has made 40 percent of his tries.

• In 22 games, Smith has made more three-pointers (70) than Tech's leader in each of the past five seasons and the most for any Tech player since 2008-09.

Inside the Series with Miami

After winning the first two meetings with Miami after the Hurricanes became members of the ACC, Georgia Tech has dropped eight of the last 12, but pulled a surprise 70-50 thumping of the 23rd-ranked Hurricanes last year in Coral Gables.

• Miami has an 11-8 lead in the all-time series which dates back to 1953, and is 11-6 against the Yellow Jackets since joining the ACC.

• Tech's only other win in the last six meetings also took place in Coral Gables, a 71-69 victory over 6th-ranked Miami in on March 6, 2013. It was only the second win for Tech at the BankUnited Center and first since Feb. 26, 2005. It also was Tech's first win over a top-10 team on the road since the 2003-04 season.

• Miami has won the last four meetings in Atlanta and is 2-0 at McCamish Pavilion. Miami won the only regular-season

TECH NOTEBOOK

Georgia Tech Quick Facts

Official Name: Georgia Institute of Technology
Location: Atlanta, Ga.
Enrollment: 21,000
Founded: 1885
Colors: Old Gold and White
Nickname: Yellow Jackets, Ramblin' Wreck
Mascot: Buzz (Yellow Jacket)
Fight Songs: Ramblin' Wreck, White and Gold
Conference: Atlantic Coast (ACC)
Home Arena: McCamish Pavilion (capacity 8,600)
President: Dr. G.P. "Bud" Peterson
Director of Athletics: Mike Bobinski
Faculty Representative for Athletics: Dr. Reginald DesRoches
Head Coach: Brian Gregory (Oakland, 1990) Record at Tech: 67-81 (5th season) Overall: 239-175 (13th season) ACC Regular Season: 21-58 ACC Tournament: 1-4 NCAA Tournament: 1-2
Associate Head Coach: Chad Dollar (Milligan, 1996), 5th season
Assistant Coaches: Tom Herrion (Merrimack, 1999), 2nd season Mamadou N'Diaye (Auburn, 2011), 2nd season
Director of Player Personnel: Bruce Evans (Furman, 1992)
Director of Operations: Chris Jacobs (Coe College, 1999)
Athletic Trainer: Richard Stewart (Salisbury, 2005)
Strength Coach: Mike Bewley (Eastern Kentucky, 1998)
Video Coordinator: Billy Hubly (St. Francis, 2012)

Basketball History

101st season: 1st game, Feb. 17, 1906 vs. Auburn
All-time Record: 1,319-1,186
Winning/Losing/.500 Seasons: 51 / 45 / 4
NCAA Appearances (16): 23-16 record 1960, 1985, 1986, 1987, 1988, 1989, 1990, 1991, 1992, 1993, 1996, 2001, 2004, 2005, 2007, 2010
Final Fours (2): 1990, 2004
NIT Appearances (7): 8-7 record 1970, 1971, 1984, 1994, 1998, 1999, 2003
ACC Championships (3): 1985, 1990, 1993
ACC Regular-Season Titles (2): 1985 (tie), 1996
ACC Regular-Season Record: 228-339 (154-129 home, 74-211 road)
ACC Tournament Record: 25-33
SEC Championships (1): 1938
SEC Regular-Season Titles (1): 1937
Record at McCamish Pavilion: 4th season, 38-25
Record at Alexander Memorial Coliseum: 55 seasons, 556-194
Record at Phillips Arena: 7-11
Record at Arena at Gwinnett Center: 4-1
Record at Georgia Dome: 9-5
All-Time Head Coaches: 13 (4 since joining ACC)
All-America Selections: 14 (12 players)
Consensus All-Americans: 2
National Players of the Year: 1
All-ACC Selections: 48 times (27 players)
ACC Players of the Year: 2
ACC Rookies of the Year: 11
ACC Tournament MVPs: 3
ACC All-Freshman Team: 13

meeting between the two teams in 2011-12, as well as their ACC Tournament meeting, both games at Phillips Arena. Tech failed to score 50 points in any of those meetings.

- Miami was the opponent for Tech in its last game at Alexander Memorial Coliseum, a game the Yellow Jackets won 66-57 to close out the 2010-11 regular season, and that remains Tech's last victory in the series. Tech won four of six games against the Hurricanes in the building.

- Eleven of the 19 meetings have been decided by 10 points or less.

- The last meeting between the two schools prior to Miami's joining the ACC occurred in December of 1997 as part of the Orange Bowl Classic doubleheader at Miami Arena, the Hurricanes' home court until the team moved into the on-campus Convocation Center last year. The Yellow Jackets, led that year by senior forward Matt Harpring, won that game, 69-61.

- Tech played Miami twice under former head coach Whack Hyder, losing the first-ever meeting in the series by 22 points in 1953, then taking a six-point homecourt victory in 1967. That was the only pre-ACC visit by the Hurricanes to Alexander Memorial Coliseum, and the 90-84 Tech win has been the highest scoring game in the brief series.

Tech Players vs. Miami

Marcus Georges-Hunt has averaged 13.8 points, 6.0 rebounds and 4.0 assists in four career games against Miami. The senior has hit 47.3 percent of his shots from the floor and 7-for-12 from the free throw line.

Georges-Hunt sparked Tech's 70-50 thumping of the 23rd-ranked Hurricanes last year in Coral Gables, hitting 10-of-12 shots from the floor and scoring 24 points. Georges-Hunt also scored the winning basket in the Jackets' 71-69 upset of the #6 Hurricanes in Coral Gables his freshman year.

Adam Smith has averaged 8.7 points and hit 5-of-13 from three-point range in three career meetings with Miami, including a 15-point effort last year in Coral Gables.

Charles Mitchell has scored six total points in three career games vs. Miami.

Last Year vs. Miami

Marcus Georges-Hunt scored 24 points, and the Yellow Jackets earned their first Atlantic Coast Conference victory of the season by upsetting No. 23 Miami 70-50.

Six of the Yellow Jackets' losses in the league had been by fewer than eight points, but this time they were in control from the start. Tech made seven consecutive shots to lead 15-4, and Miami (14-6, 4-3) was never closer than six points after that.

The Yellow Jackets shot a season-high 57 percent, well above their season average of 41 percent, in part because they repeatedly drove inside for easy baskets. They scored 34 points in the paint.

The Hurricanes' top two scorers this season -- Sheldon McClellan and Angel Rodriguez -- combined for only six points.

Georges-Hunt had shot only 12-for-37 in the previous four games, but he went 10-for-12 while adding six rebounds and three assists.

Last Time Out - Tech Falls to Duke

Georgia Tech finished the game with four double-figure scorers, but it wasn't enough to take down Duke.

Adam Smith and Nick Jacobs each had a team-high 17 points. Tadic Jackson finished with 15 and Marcus Georges-Hunt finished with 10 points. Jacobs led the team with eight rebounds as well.

Grayson Allen scored 27 points and Duke dominated much of the second half, pulling away for an 80-71 victory over Georgia Tech with associate head coach Jeff Capel running things on the sideline.

Mike Krzyzewski did not travel to Atlanta, becoming ill after the team meal Monday evening. Duke (16-6, 5-4 Atlantic Coast Conference) slipped from The Associated Press rankings



Proudly Wearing No. 3

The jersey No. 3 has been worn by several Georgia Tech greats in the last 25 years, and Marcus Georges-Hunt has held up that tradition well.

As the senior from College Park, Ga., continues to climb up the Tech all-time scoring list, it's worth noting that three of the last six players to wear that number - Travis Best, Tony Akins and Georges-Hunt - are in the top 20 in career points.

Two of the others - Stephon Marbury and Jarrett Jack - surely would be there had they played the full four seasons for the Yellow Jackets. The third, Moe Miller, played 115 games (60 starts) in a Tech uniform and ranks 12th on Tech's career assist list.

Here are the last six players to wear No. 3 at Tech and their career scoring totals.

Travis Best (1991-95)	2,057
Stephon Marbury (1995-96)	679
Tony Akins (1998-02)	1,658
Jarrett Jack (2002-05)	1,265
Maurice "Moe" Miller (2007-11)	682
Marcus Georges-Hunt (2012-present)	1,470

after losing four of its previous five games.

It looked like the skid might continue when Georgia Tech (12-10, 2-7) shot 58 percent in the first half, going to the break with a 40-36 lead and doing pretty much whatever it wanted offensively.

But the Blue Devils clamped down in the second half, switching from a zone to a clingy man-to-man that limited the Yellow Jackets to just 13 of 42 (31 percent) from the field. Duke led by as many as 17 points before Georgia Tech rallied in the closing minutes.

Allen was really ready. Before fouling out with less than a minute to go, he connected on 7 of 10 from 3-point range.

The Yellow Jackets, on the other hand, connected on just 2 of 19 from beyond the arc, ruining any chance of finishing a comeback that brought them as close as seven points.

Team Notes from the Duke Game

- For the third straight game, Georgia Tech's starting lineup was Josh Heath, Marcus Georges-Hunt and Adam Smith at the guards, Nick Jacobs and James White at the forwards. Marcus Georges-Hunt and Adam Smith are the only Jackets to start every game this season.

- Tech led at the half for the sixth time in nine ACC games this season (40-36), and for the 16th time this season. The Yellow Jackets are 10-6 when leading at the half, 2-4 in ACC games.

- Tech attempted 73 shots from the floor, more than in any game this season except Cornell (78) and Green Bay (75)

TECH NOTEBOOK

Tech's Record ...

	2015-16	Under BG
At home	9-4	45-33
On the road	2-5	15-37
At neutral sites	1-1	7-11
Vs. top-10 opponents	1-2	3-8
Vs. top-25 opponents	1-3	4-21
Vs. teams over .500	7-10	30-68
Vs. teams under .500	4-0	27-8
Vs. teams at .500	1-0	10-5
While in the top 25	0-0	0-0
In November	4-2	22-11
In December	6-1	22-7
In January	2-6	8-33
In February	0-1	10-21
In March	0-0	5-8
In April	0-0	0-0
Wearing white uniforms	10-3	48-34
Wearing gold uniforms	1-4	11-29
Wearing navy uniforms	1-3	6-16
Wearing black uniforms	0-0	0-1
Game is decided by 5 pts. or fewer	2-5	14-24
Game is decided by 10 or fewer	6-8	32-45
Leading at the half	10-6	53-26
Trailing at the half	1-3	13-50
Tied at the half	1-1	2-3
Leading with 5:00 to play	12-3	59-13
Trailing with 5:00 to play	0-7	7-67
Tied with 5:00 to play	0-0	1-3
In overtime games	0-0	1-7
After a bye in the ACC schedule	0-2	0-5
Tech scores 100 or more points	2-0	2-0
Tech scores 70 or more points	10-5	39-17
Tech scores less than 70 points	2-5	28-62
Opponent scores 100 or more points	0-0	0-0
Opponent scores 70 or more	4-7	12-43
Opponent scores less than 70	8-3	55-36
Opponent scores less than 50	0-0	9-2
Tech shoots 50 pct. or better	3-0	24-2
Opponent shoots 50 pct. or better	0-2	1-19
Opponent shoots under 40 pct.	3-2	32-17
Tech has a higher FG% than opponent	9-1	56-15
Tech has a lower FG% than opponent	3-9	11-65
FG percentage is even	0-0	0-0
Tech has more 3-point FGs	6-4	32-22
Tech has fewer 3-point FGs	6-5	34-48
3-point FGs are even	0-1	7-6
Tech attempts more FT than opponent	8-2	46-23
Tech attempts fewer FT than opponent	4-8	18-56
Free throw attempts are even	0-0	3-1
Tech outrebounds opponent	11-6	55-44
Opponent outrebounds Tech	1-2	8-35
Rebounds are even	0-2	4-2
Tech has fewer turnovers than opponent	7-4	31-17
Tech has more turnovers than opponent	4-5	32-56
Turnovers are even	1-1	5-7
Tech has more assists than turnovers	9-7	40-25
Committing more fouls	4-7	25-47
Committing fewer fouls	8-3	40-26
Fouls are even	0-0	3-6
4/more Jackets score in double figures	6-2	27-13
A Jacket scores 20 or more	5-4	20-19
A Jacket scores 30 or more	0-1	0-1
Scoring more bench points	6-8	44-44
Scoring fewer bench points	5-2	22-34
Bench scoring is even	1-0	2-2

and made more than 30 for the seventh time this season, but were outscored from behind the three-point line 33-6 and from the free throw line 13-7.

- Tech matched its poorest performance from behind the arc this season (2-for-19, same as game 2 vs. Tennessee). The Jackets were 0-for-11 in the second half and shot 31 percent from the floor overall after intermission. Tech is 25-for-98 (25.5 pct.) over its last seven games.

- Conversely, Duke's 11-for-23 performance from three-point distance was the best, percentage-wise, by a Tech opponent this season. Only Cornell (13) made more threes.

- Tech committed only six turnovers, the eighth time in the last 12 games the Yellow Jackets have committed fewer than 10. Tech ranks fourth in the ACC and 13th nationally at 10.1 per game (9.3 in conference games). Nationally, the Jackets have improved from 195th in the nation last year.

- Tech was out-rebounded 39-38 for the game, 26-19 in the second half. The Yellow Jackets have out-rebounded 17 of their 22 opponents, with two ties, this season; and six of nine ACC foes. Tech remains fourth in the ACC and is 22nd in the nation in rebound margin (+7.6 per game, +3.7 in ACC games).

- Tech had 16 assists against six turnovers, the 16th time this season and eighth time in nine ACC games the Yellow Jackets were on the plus side. The Jackets are 38th nationally in that category (+1.4 per game both in ACC games and in all games) after finishing the 2014-15 season 244th.

- Tech assisted on 16 of its 31 field goals and has assisted on 51.9 percent of its field goals this season, 50.4 percent in ACC games.

- Tech took 14 offensive rebounds but cashed them in for only seven second-chance points. The Jackets are fourth in the ACC and 27th nationally in offensive rebounds per game (13.8).

- Tech out-scored Duke in the paint, 46-30, the Yellow Jackets' third-most points in the paint this season (64 vs. Cornell, 52 vs. Virginia Tech).

- Tech was out-scored at the free throw line for the eighth time in nine ACC games (13-7, 7-5 in the second half). Tech won the free throw battle for the only time in ACC play at NC State, hitting 29-of-34 from the line compared to 19-of-24 for NC State. In Tech's other eight ACC games, the Jackets have been out-scored from the line, 159-91, 116-43 in the second half of those games.

Individual Notes from the Duke Game

- Nick Jacobs logged his seventh straight double-digit game, scoring 17 points while hitting 8-of-14 shots from the floor. The red-shirt senior hit 6 of his first 7 shots from the floor and had 12 points at the half. Jacobs has averaged 15.4 points (45-for-85 from the floor) and 6.8 rebounds over that stretch. In ACC games, he has averaged 13.6 points and 7.0 rebounds, and hit an even 50 percent from the floor, 81.8 percent from the free throw line.

- Adam Smith scored 17 points in the game, reaching double digits for the 12th time in the last 13 games and for the 18th time this season. He is averaging 16.4 points in ACC games, 14.5 overall this season.

- Marcus Georges-Hunt set a new career high for assists (7), eclipsing the six he had set five times before. He committed just one turnover.

- Josh Heath and Travis Jorgenson combined for six assists and no turnovers.

- Tadic Jackson scored a season-high 15 points; he reached double figures for the third time this season and for the first time since scoring 14 at Georgia on Dec. 19.

- Smith hit just one three in six attempts, and has hit just 25.9 percent (7-for-27) at home in ACC games compared to 47.2 percent (25-of-53) of his three-point tries in Tech's four ACC road games. He had hit 41.9 percent from behind the arc this season, 40 percent in ACC games.

- Smith has made at least one in every game this season and in his last 24 straight games dating back to last season. He

has made at least three treys in 15 games. He has made at least one in 91 of 100 games in his career for a total of 234. His career total would rank sixth all-time Georgia Tech had he played his entire career here.

- In 22 games, Smith has made more three-pointers (70) than Tech's leader in each of the last six seasons. They are the most since Lewis Clinch accumulated 71 (in 31 games) in the 2008-09 season.

- Georges-Hunt scored 10 points and reached double figures for the 17th time in 22 games this season, 80th time in 116 career games.

- Georges-Hunt went 3-for-4 from the free throw line and is 37-of-41 over his last seven games. He had made 25 in a row during that stretch before missing his final try against Syracuse. He has connected on 84.5 percent of his tries in ACC games, 82.6 percent for the season.

Gifted Season Over

One of the most dramatic improvements Georgia Tech has made this year is in taking care of the basketball.

The Yellow Jackets enter this week with an average of 10.1 turnovers per game, down 2.6 per game from last season.

Tech has fewer than 10 turnovers in seven of its last 11 games (97 total) and has done so 10 times in 22 games. The Yellow Jackets have averaged 9.3 turnovers in ACC games.

Tech has improved its national standing in turnovers from 195th last season to 10th so far this year (as of Feb. 4).

The Yellow Jackets' big men have been a big part of the advancement - Charles Mitchell has 34, Nick Jacobs 28, James White 13 and Ben Lammers 8 - and their per-40-minute averages are comparable to Tech's perimeter players.

Among the perimeter players, Adam Smith has only 17 turnovers this season (five against ACC foes) despite logging the second-most minutes of any Tech player.

Head coach Brian Gregory - "That was a big point of emphasis in the spring and summer - just some ball skills, some footwork stuff. Chuck doesn't travel as much. A lot of his turnovers in the past were travels. Nick doesn't travel. Just passing, catching, pivoting and all those different things, but also when you make a move, you make it assertively and aggressively."

The Third Dimension

Georgia Tech ranked No. 343 nationally last year in three-point field goal percentage, setting a school record for futility at 26.7 percent. And that was after hitting 23.3 percent against the non-conference schedule.

Through 22 games this season, the Yellow Jackets rank No. 150 (as of Feb. 4) at 35.2 percent.

The addition of graduate transfer Adam Smith to the Jackets' roster has, no doubt, been the biggest catalyst in that improvement. Smith leads the ACC in three-pointers per game (3.19) and ranks fourth in percentage (41.9). His 70 threes this season has exceeded Tech's season leader in each of the last five years.

Quinton Stephens (38.3 percent) is also connecting at career-high rate.

Jackets on the Run

Head coach Brian Gregory said all summer and fall during the pre-season that Georgia Tech would push the tempo on both ends of the floor, and the Yellow Jackets have exceeded even their own expectations. The new NCAA rules designed to quicken the pace of games and increase scoring only partly account for Tech's improvement offensively.

- According to the NCAA, teams have averaged 73.06 points per game this season, up 5.42 per game from last year. Tech is above average on both counts, scoring 75.9 points per game and improving 12.6 points over last season.

- In conference games, the national scoring average has been 72.3 points per game, up 5.26 over last

TECH NOTEBOOK

The Last Time a Jacket ...

- Scored 30 or more points:**
Adam Smith, 30 vs. Pittsburgh, 1/6/16
- Led Tech in scoring off the bench:**
Nick Jacobs, 16 vs. Virginia, 1/6/16
- Grabbed 15 or more rebounds:**
Charles Mitchell, 17 at Pittsburgh, 1/6/16
- Had 10 or more assists:**
Iman Shumpert, 11 vs. Virginia Tech, 1/25/11
- Had a double-double:**
Charles Mitchell (11 pts/10 reb) at NC State, 1/27/16
- Played 40 minutes in regulation:**
Jason Floyd vs. NC State, 1/2/99
- Played every minute of an overtime game:**
Alvin Jones (45 minutes, 1 OT) vs. New Orleans, 11/27/98
- Played every minute of a multiple-OT game:**
Matt Harpring (50 minutes, 2 OT) vs. North Carolina, 2-8-98

The Last Time the Jackets ...

- Scored 100 or more points:**
vs. Cornell (116-81 win), 11/13/15
- Scored 100 or more points in regulation:**
vs. Cornell (116-81 win), 11/13/15
- Scored 100 or more points in consecutive games:**
vs. Jackson St. (100-70) on 11/13/06 and Georgia St. (103-74) on 11/16/06
- Scored 100 or more points twice in one season:**
vs. Cornell (116-81), 11/13/15 and Green Bay (107-77) on 11/19/15
- Allowed 100 or more points:**
vs. Virginia Tech (102-77 loss) on 2/13/11
- Allowed 100 or more points in regulation:**
vs. Virginia Tech (102-77 loss) on 2/13/11
- Shot 60 percent or better:**
.603 (47-78) vs. Cornell, 11/13/15
- Failed to make a three-point basket:**
0-for-12 vs. Virginia, 1/22/15
- Did not allow a three-point basket:**
0-for-6 vs. Maryland, 1/30/11
- Failed to make a free throw:**
0-for-6 vs. Duke, 1/7/14
- Grabbed 50 or more rebounds:**
50 vs. Arkansas, 11/26/15
- Two players had a double-double:**
Charles Mitchell (14 pts/15 reb) and James White (12 pts/13 reb) vs. Southeastern Louisiana, 12/21/15
- Two players had 10 or more rebounds:**
Charles Mitchell (10) and Nick Jacobs (10) vs. Louisville, 1/23/16
- Had 25 or more assists:**
30 vs. Cornell, 11/13/15
- Blocked 10 or more shots:**
12 vs. Tennessee, 11/16/15
- Had 15 or more steals:**
19 vs. Wake Forest, 3/3/11
- Had fewer than 10 turnovers:**
6 vs. Duke, 2/2/16
- Had five or more players in double-figures in points:**
Green Bay (6 players), 11/19/15
- Had no player score 10 or more points:**
Virginia (lost 57-28), 1/22/15
- Had no player play 30 minutes:**
Colgate, 12/23/15
- Won by 30 or more points:**
Green Bay (107-77), 11/19/15
- Won by 40 or more points:**
Kentucky State (98-50), 1/30/10
- Won by 50 or more points:**
Winston-Salem State (97-46), 1/3/07
- Played an overtime game:**
NC State (lost 81-80), 1/31/15
- Defeated a Top 10 team:**
#4/4 Virginia (68-64), 1/9/16
- Defeated a Top 25 team:**
#4/4 Virginia (68-64), 1/9/16
- Defeated a Top 10 team on the road:**
#7/7 Syracuse (67-62), 3/4/14
- Defeated a Top 25 team on the road:**
#23/23 Miami (70-50), 1/28/15
- Had a game postponed:**
Boston College (in Atlanta), 2/12/14 (weather)
- Had a game cancelled:**
Fordham (in Atlanta), 11/27/10 (weather)

year, and again the Jackets are above average on both counts (73.3 points per game, 12.5 points over last season).

- Tech has reached the century mark twice this season. The Jackets have not scored 100 or more twice since the 2006-07 season.
- Tech has scored 70 points or more 14 times this season, 80 or more five times. The Jackets reached 70 points only six times all of the 2014-15 season and 80 once.
- Tech has averaged 27.9 field goals made, 62.7 field goals attempted, 6.1 threes, 14.0 free throws made and 19.7 free throw attempts. The Jackets averaged 63.6 points, 23.7 field goals, 56.2 field goal attempts, 5.0 threes, 11.3 free throws made and 17.2 free throw attempts collectively in Tech's first four seasons under Brian Gregory.
- Tech has 318 assists on 613 made field goals for the season, 51.9 percent of its field goals made. Tech's assist average of 14.5 ranks fifth in the ACC. The Jackets are also fifth in the ACC in assist-turnover ratio (1.43-1). Both are significant improvements from last season (11th and 13th, respectively).
- Tech has averaged 68.8 offensive possessions this season compared to 63.1 last season. Its team offensive efficiency rating is 110.3 compared to 97.2 last season.
- KenPom.com ranks Tech 49th in the nation in adjusted offensive efficiency compared to 210th last year.
- Tech also has made improvements in second-chance points (14.8 to 12.7), and fast break points (10.2 to 8.3) while maintaining its rate of points off turnovers (12.4 compared to 13.0 last season) and points in the paint (33.0 to 32.2).

NCAA rankings (as of Feb. 4)	2015-16	2014-15
Scoring average	123	277
Field goal percentage	148	288
3-pt. percentage	149	343
3-pt. FG per game	250	334
FT percentage	119	312
Free throws made	227	315
Assists per game	105	244
Turnovers per game	10	195
Turnover margin	185	246
Assist/TO ratio	26	232
KenPom ranking	49	210

Going Postal

Georgia Tech's improved guard play has opened up things for the Yellow Jackets' four-man post rotation – Nick Jacobs, Charles Mitchell, Ben Lammers and James White.

They have combined to make 50.9 percent of their field goal tries this season (280-of-550). Mitchell is hitting a team-high 51.3 percent of his field goal tries, and Jacobs has made 49.1 percent (team-high 50 pct. in ACC games). Lammers has hit 61.4 percent, while White is at 47.8 percent.

Mitchell began this season with nine straight double-doubles and is averaging 11.3 points and an ACC-best 10.5 rebounds per game. Jacobs has scored in double digits in 14 games and has averaged 11.5 points and 6.2 rebounds.

Lammers' leads the Tech team with 26 blocked shots despite averaging less than 15 minutes a game, while White has posted two double-doubles.

VCU coach Will Wade said, "They just bring body after body after body. My goodness, [James] White is a live body to be your third post. That tip dunk he got looked like the clip tape we saw at Tulane. He gets one of those a game. That's a pretty live body to have."

Wofford coach Mike Young said, "They absolutely destroyed us [in the second half]. Brian [Gregory's] playing good people. They're averaging 14 or 16 offensive rebounds a night. They pose a lot of problems. [Ben] Lammers comes off the bench with good length as does James White."



B.J. Elder - ACC Legend

B.J. Elder, the top scorer on Georgia Tech's 2004 NCAA runner-up team, is one of fourteen former stand-out players and a three-time Atlantic Coast Conference Coach of the Year that headline this year's class of ACC Basketball Legends presented by New York Life.

One of the most prolific 3-point shooters in school history, the 6-foot-4 Elder made his mark on the 2004 Georgia Tech team that reached the NCAA Championship game. He was named a Wooden Award finalist that season, in which he placed seventh among ACC scorers at 14.9 points per game and shot 78 percent from the foul line. Elder was an honorable mention All-America selection by the Associated Press that season, and was also named All-District 4 by the USBWA, All-District 5 by the NABC and was one of the final 20 candidates for the Wooden Award All-America team. The Madison, Ga., native was voted to All-ACC Freshman team in 2002 and placed third in ACC Freshman of the Year voting. He went on to twice earn All-ACC honors. Despite a hamstring injury that forced him to miss nine full games his senior year and hampered him throughout the remainder of the season, Elder finished his collegiate career with 1,616 points to rank 13th on the Yellow Jackets' all-time scoring list. He finished fourth on the school's all-time in 3-point field goals with 222, twice connecting on seven in a single game.

The Legends will be recognized during the 2016 New York Life ACC Tournament, which will be held March 8-12 at Verizon Center in Washington, D.C. They will be featured at the annual ACC Legends Luncheon, which will be held Friday, March 11, beginning at noon at the Washington Marriott Marquis hotel. They will then be introduced that evening to the Verizon Center crowd during halftime of the first semifinal game. Ticket information for the ACC Legends Luncheon is available at theACC.com and at the end of this release.

Elder, who attended Morgan County High School in Madison, Ga., went on to enjoy a successful 10-professional career in Europe, retiring following the 2014-15 season. He earned his bachelor's degree in management from Tech in December of 2012.

Second Helpings

Georgia Tech ranked 11th nationally and led the ACC in offensive rebounds per game (14.3) last season, and the Yellow Jackets continue to be relentless on the offensive glass.

Through 22 games, Tech has averaged 13.8 offensive rebounds per game, No. 4 in the ACC and 20th nationally. Tech is rebounding 39.6 percent of its missed shots and earning 14.8 second-chance points per game. Tech rebounded 41.3 percent of its own missed shots overall last season and averaged 14.3 second-chance points.

Head coach Brian Gregory said after the Southeastern

TECH NOTEBOOK

Tech Highs/Lows
Under Brian Gregory

Longest winning streak: 6 games (2012-13 season)
Longest ACC winning streak: 3 games (2013-14 season)
Longest losing streak: 7 games (2014-15 season)
Longest ACC losing streak: 7 games (2014-15 season)
Most points scored in a game: 116 vs. Cornell (won 116-81), 11/13/15
Most points scored - ACC game: 82 vs. NC State (won 82-71), 1/11/12; Wake Forest (won 82-62), 1/26/13
Fewest points scored in a game: 28 vs. Virginia (lost 57-28), 1/22/15
Fewest points scored - ACC game: 28 vs. Virginia (lost 57-28), 1/22/15
Most points allowed in a game: 93 vs. North Carolina (lost 93-81), 1/29/12
Most points allowed - ACC game: 93 vs. North Carolina (lost 93-81), 1/29/12
Fewest points allowed in a game: 36 vs. Rice (won 54-36), 11/22/12
Fewest points allowed - ACC game: 45 vs. Clemson (lost 45-41), 2/4/14
Largest margin of victory: 35 vs. Cornell (won 116-81), 11/13/15
Largest margin of victory - ACC game: 20 vs. Wake Forest (82-62), 1/26/13; Miami (70-50), 1/28/15
Largest margin of victory - road game: 20 vs. Savannah State (won 65-45), 12/10/11
Largest margin of victory - ACC road game: 20 vs. Miami (70-50), 1/28/15
Largest losing margin: 32 vs. Virginia (70-38), 1/19/12; North Carolina (81-49), 3/3/15
Largest losing margin - ACC game: 32 vs. Virginia (70-38), 1/19/12; North Carolina (81-49), 3/3/15
Most points allowed in a win: 83 vs. NC State (won 90-83), 1/27/16
Most points scored in a loss: 84 vs. Pittsburgh (lost 89-84), 1/6/15
Fewest points scored in a win: 51 vs. Boston College (won 51-47), 2/4/12
Fewest points allowed in a loss: 45 vs. Clemson (lost 45-41), 2/4/14
Largest deficit overcome to win a game: 13 vs. VCU (won 73-60), 11/18/11
Largest deficit overcome to win a road game: 13 vs. #6 Miami (won 71-69), 3/6/13
Largest lead given up in a loss: 15 vs. Boston College (lost 84-64, ACC Tournament), 3/14/13; St. John's (lost 69-58), 11/20/13; Virginia Tech (lost 78-77), 1/16/16
Largest 2nd-half lead given up in a loss: 13 vs. Louisville (lost 52-51), 2/23/15
Highest FG pct.: .603 (47-78) vs. Cornell, 11/13/15
Highest FG pct. - ACC game: .583 (28-48) vs. Virginia Tech, 2/18/12
Lowest FG pct.: .245 (12-49) vs. Virginia, 1/22/15
Lowest FG pct. - ACC game: .245 (12-49) vs. Virginia, 1/22/15
Highest 3-pt pct.: .600 (9-15) vs. NC State, 1/11/12
Highest 3-pt pct. - ACC game: .600 (9-15) vs. NC State, 1/11/12
Most 3-pt FG: 11 vs. Wake Forest, 3/3/12
Most 3-pt FG - ACC game: 11 vs. Wake Forest, 3/3/12
Lowest 3-pt pct.: .000 (0-12) vs. Virginia, 1/22/15
Lowest 3-pt pct. - ACC game: .000 (0-12) vs. Virginia, 1/22/15
Highest FG pct. allowed: .623 (38-61) vs. North Carolina, 2/21/15
Highest FG pct. allowed - ACC game: .623 (38-61) vs. North Carolina, 2/21/15
Lowest FG pct. allowed: .229 (11-48) vs. Rice, 11/22/12
Lowest FG pct. allowed - ACC game: .292 (14-48) vs. Wake Forest, 2/16/13
Highest 3-pt pct. allowed: .625 (10-16) vs. North Carolina, 1/29/12
Highest 3-pt pct. allowed - ACC game: .625 (10-16) vs. North Carolina, 1/29/12
Lowest 3-pt pct. allowed: .091 (1-11) vs. NC State, 3/3/13
Lowest 3-pt pct. allowed - ACC game: .091 (1-11) vs. NC State, 3/3/13
Fewest free throws made: 0 (0-6) vs. Duke, 1/7/14
Most assists: 30 vs. Cornell, 11/13/15
Fewest assists: 2 vs. Virginia, 1/22/15
Most turnovers: 24 vs. Florida State, 2/1/12
Fewest turnovers: 5 vs. Notre Dame, 1/13/16

Louisiana game, "It's a very big part of our success to this point, and it's what is going to help us continue to be successful."

Boardwork Empire

One of the cornerstones of head coach Brian Gregory's philosophy is that everybody rebounds and Tech wins the rebounding battle every game in order to fuel transition offense and earn second chances in the half-court.

Tech has outrebounded 17 of its 22 opponents this season (two ties), and six of nine ACC foes, and ranks No. 4 in the ACC in rebounds per game (40.7, 31st in the NCAA) and No. 3 in rebound margin (+7.6 per game, No. 22 in the NCAA).

The Yellow Jackets are ahead of their school-record pace for rebound margin set last season.

The Yellow Jackets out-rebounded 24 of 31 opponents last season (six ACC opponents and a tie at Northwestern) and out-rebounded their opponents by a program-record 7.3 per game (+4.4 vs. the ACC). They ranked third in the ACC in rebound margin (11th nationally) and first in offensive rebounds (11th nationally).

- Tech has ranked in the top 100 each of the last four years, and has never done so for four straight years. Under Brian Gregory, The Yellow Jackets have ranked 60th, 96th, 97th and 11th, respectively, the last four years, each team ranking among the top 11 in Tech history.

- Tech has out-rebounded 98 of its 147 opponents under Gregory, with six ties, and 48 of its 83 ACC opponents (including tournament games).

Spinning the Scoreboard

- Tech's 116 points against Cornell were the fifth most in the program's history and the most since the Yellow Jackets scored 120 vs. Texas in the Pre-Season NIT on Nov. 27, 1991.

- Prior to the start of this season, Tech had not reached the century mark since Nov. 14, 2009 vs. Florida A&M (100-59), but has done so twice in its first three games.

- Tech placed seven players in double figures against Cornell, six against Green Bay.

- Tech has scored 50 or more points in a half five times this season.

- Tech's 47 field goals made against Cornell were the sixth most in program history and the most for the Jackets in a game since making 51 vs. Loyola Marymount on Dec. 22, 1990.

- Tech's 30 assists against Cornell tied for the sixth most in program history. The last time the Jackets had 30 or more occurred Nov. 16, 2006 against Georgia State (also 30).

- Tech has exceeded 50 percent three times this season after doing so only once in 2014-15. The Jackets shot 60.3 percent (47-for-78) from the floor against Cornell, the highest in 127 games under head coach Brian Gregory.

- Tech has won twice this season by 30 or more points for the first time since the 2013-14 season, when it defeated

Presbyterian (88-57) and East Tennessee State (87-57).

- No Gregory-coached team - Tech or Dayton - had ever scored 100 points before this season. The Yellow Jackets' previous high in four-plus seasons under Gregory was 92 against Florida A&M in his first season of 2011-12. The Flyers achieved a high of 96 in a victory over Massachusetts in 2010.

Tracking @GTMGH3

Marcus Georges-Hunt has reached double figures 79 times in 116 career games at Georgia Tech. He has scored in double digits in 16 of 22 games this season.

He has scored 20+ points seven times this season, including three games in a row recently (27 vs. Virginia Tech, 23 vs. Louisville, 26 at NC State). He also scored 25 points at North Carolina, and has exceeded 20 points 16 times in his career.

Georges-Hunt has surpassed 68 players on Tech's all-time scoring list this season into 17th place with 1,470 career points. He needs 27 points to catch Kenny Anderson (1,497 from 1989-91) for 16th place.

Georges-Hunt ranks third among active ACC players in career points, behind North Carolina's Marcus Paige (1,615) and Virginia's Malcolm Brogdon (1,525).

13.	B.J. Elder (2001-05)	1,616
14.	Bruce Dalrymple (1984-88)	1,588
15.	John Salley (1982-86)	1,587
16.	Kenny Anderson (1989-91)	1,497
17.	Marcus Georges-Hunt (2012-present)	1,470

Marcus on Point

As Georgia Tech's leading scorer as a freshman and a junior and No. 2 as a sophomore, Marcus Georges-Hunt has been nothing if not consistent. His 15.6 points-per-game average and 82.6-percent success rate from the free throw line are career bests and has continued a steady improvement year-to-year.

But the 6-5 senior from College Park, Ga., took on a new role for Georgia Tech's win over Virginia - starting point guard. In an effort to beef up Tech's lineup physically and defensively, head coach Brian Gregory inserted 6-9 Quinton Stephens into the lineup over Josh Heath, who had started the Jackets' first 15 games, and asked Georges-Hunt to handle the ball and initiate their offense.

Georges-Hunt, who has always been a quality ballhandler and passer in his career, has averaged 2.6 assists this season, and has dished 33 in nine ACC games. Against Virginia, he subjugated his scoring role (five points) and dogged the Cavaliers' Malcolm Brogdon into working hard for his 19 points (on 20 shots, 1-for-9 on threes).

He did the same against Syracuse and Duke, dishing 11 assists, including a career-high seven against the Blue Devils, while scoring 16 total points.

In between, he reeled off games of 18, 27, 23 and 26 points.

Tech All-Time vs. the ACC

Opponent	Overall	in ACC	Tourney	In McCamish Pavilion	In Opponent	Current Venue	Current Streak
Boston College	12-9	8-8	1-1	1-1	2-5	Lost 2	
Clemson	60-67	32-44	2-1	1-2	8-34	Lost 1	
Duke	23-69	19-56	3-7	0-1	5-33	Lost 8	
Florida State	27-39	17-25	0-2	0-2	7-13	Lost 10	
Louisville	13-17	0-2	--	0-2	0-0	Lost 4	
Miami	8-11	6-11	0-1	0-2	3-4	Won 1	
North Carolina	24-67	22-53	5-4	0-3	4-24	Lost 7	
NC State	38-56	30-42	3-3	0-2	3-11	Won 1	
Notre Dame	7-6	1-4	0-0	1-1	1-4	Lost 4	
Pittsburgh	5-3	0-3	0-0	0-1	0-2	Lost 3	
Syracuse	3-4	1-2	0-0	0-1	1-2	Lost 2	
Virginia	40-37	38-36	5-4	2-1	1-5	Won 1	
Virginia Tech	6-16	5-12	1-3	1-2	1-7	Lost 2	
Wake Forest	40-38	39-36	0-4	2-0	8-18	Won 1	

TECH NOTEBOOK

Media Guidelines

Georgia Tech's practices are generally closed to the public and the media, but coaches and players are available prior to practice, typically once prior to each game before practices that occur on those days. Notices will be announced weekly to confirm the schedule.

TV stations are allowed to shoot B-roll during the first 15 minutes of those practices.

Media are asked to notify Mike Stamus ahead of time to make specific player requests.

Interview requests with players that need to be conducted at other times must be made through the Georgia Tech communications office at least 24 hours in advance. These interviews will be conducted at a time and place convenient to the players' availability and class schedule.

Media are asked not to contact players directly either by phone, e-mail, text or social media. They are instructed not to respond. Every effort will be made to make players available.

Interviews with Coach Gregory

Media wishing to speak with Coach Gregory at times other than scheduled media sessions are asked to set up an appointment in advance through the communications office. He also is available each Monday on the ACC Teleconference (10:40 a.m.).

Post-Game Interviews

Both head coaches will hold a post-game press conference in the designated interview room (Shah Media Room at McCamish Pavilion).

Players requested by the media will be brought to the interview room following the coaches press conferences, outside the team's locker room when the team is on the road.

Brian Gregory Radio Show

Head coach Brian Gregory's weekly radio show airs each Monday from 7-8 p.m. live on "680 the Fan" and 93.7 FM.

ACC Coaches' Weekly Teleconference

The 15 ACC head basketball coaches will be featured on nine Monday teleconferences during the 2015-16 season, beginning on Monday, January 4, 2015, and continuing through February 29. Each coach will have 10 minutes to make an opening statement and answer questions. There will be an instant replay of each teleconference on the Conference's internet site TheACC.com each Monday afternoon.

Georgia Tech head coach Brian Gregory will be on the teleconference at 10:40 a.m. each week.

Coaches that play on Monday in January and February are not required to participate in that day's call. Three schools – Boston College, Georgia Tech and Pittsburgh, do not have a Monday game, so those three coaches will be on every Monday at the same time. The teleconference schedule for each Monday will differ for the other 12 head coaches, depending on what teams play that Monday night.

Contact the ACC media relations office at 336-851-6062 for the call-in number and for questions on the schedule.

In the Yellow Jackets' more open offensive attack this season, Georges-Hunt has flourished, reaching double figures in 16 of 22 games.

Big Moments for MGH

Marcus Georges-Hunt has delivered some of his best basketball in key moments, and four recent Georgia Tech games are testament.

The 6-5 senior guard scored 17 of his 26 points after halftime, including a rare five-point play that included a basket and a foul for a three-point play, plus two technical free throws, that launched a 15-1 run for the Jackets after NC State had whittled a 14-point Tech lead down to one.

He scored 11 of his 20 points and assisted on four other baskets after halftime Dec. 29 as Tech fought back from a half-time deficit to defeat Duquesne, 73-67.

Georges-Hunt scored 14 of his 20 points in the second half Dec. 15 against VCU, helping Tech turn a 27-27 halftime tie into a 77-64 victory. He went 9-of-10 from the free throw line after intermission.

On Dec. 5 at Tulane, he scored 15 of his 19 points in the second half to help Tech hold off the Green Wave on the road. He scored five of those points in the final four minutes, after picking up his fourth foul, also assisting on one other basket and taking a key charge with 1:39 left and Tech nursing a five-point lead.

- Last season, Georges-Hunt scored 15 of his 20 points in the second half to rally Tech from a 23-point deficit to force overtime at Clemson. He had five assists, three steals and no turnovers, and six of his nine rebounds in the second half of that game. He went 5-of-8 from the floor and 5-of-6 from the free throw line.

- In Tech's first ACC win at Miami, Georges-Hunt scored 17 of his 24 points in the second half to help Tech pull away at Miami. He hit 7-of-8 shots from the floor.

- Against Charlotte, he scored the game-winning basket on a drive to the lane with 1.9 seconds left. He scored 16 of his 25 points in the second half and eight of those in the final 5:06.

- Two seasons ago in a win over Boston College, he scored Tech's last eight points and hit the game-winning three-point basket while being fouled. He converted the four-point play and finished with 15 points.

- At Notre Dame on Jan. 3, he scored 12 of his 20 points after halftime, including a basket on a drive to give Tech its last lead at 59-58 with 38 seconds left.

Tracking @StuckLikeChuck1

Charles Mitchell began this season by recording double-doubles in each of Georgia Tech's first nine games and ranks eighth in the nation with 12 for the season.

No Tech player in the Atlantic Coast Conference era had ever begun a season with nine straight double-doubles, and the longest streak of double-doubles at any point in a season has been five games (Malcolm Mackey in 1991-92 and Gani Lawal in 2008-09).

- Mitchell is No. 2 in the ACC with 12 double-doubles this season. He now has 19 in a Tech uniform and 24 for his career.

- The 6-8 senior is bidding to become the first Tech player since Alvin Jones in 2000-01 to average in double figures in scoring and rebounding for a full season. Only Jones and Malcolm Mackey (1991-92 and 1992-93) have done so for the Yellow Jackets since they joined the ACC in 1979-80.

- Mitchell leads the ACC in rebound average (10.5 rpg) and is No. 2 in offensive rebounds (3.91 per game).

Mitchell's 856 career rebounds (536 of them at Tech) is No. 2 among active players in the ACC behind Wake Forest's Devin Thomas (983).

Mitchell has 29 double-digit scoring games in a Tech uniform, and 45 for his career.

Mitchell has 34 career double-figure rebound games. His 18 against Arkansas was his best as a Yellow Jacket and

matched his collegiate best set while at Maryland (against NC State). His 17 against Pittsburgh were the most by a Tech player against an ACC team since Derrick Favors in 2010 (against North Carolina), and one off the Tech individual record for an ACC game.

"He's a really good player. He's very physical, so at all times we needed to be ready, because he was always trying to get the ball. There's no play where you can't be ready for him to be aggressive." - Pittsburgh senior forward Rafael Maia

@AdamIISmith Letting it Fly

Adam Smith's presence on the floor for Georgia Tech was expected to make a significant difference for the Yellow Jackets offensively this season.

After a 13-game non-conference season in which he averaged 13.1 points and shot 43.7 percent from three-point range, the graduate transfer from Virginia Tech has taken it to another level in the Yellow Jackets' ACC games. The 6-foot-1 graduate student has averaged 16.4 points in ACC games.

The Jonesboro, Ga., native has hit 40 percent in Tech's ACC games, leading the conference in threes per game (3.56) and ranking fourth in percentage. He scored 20 points against North Carolina, 30 against Pittsburgh, 16 against Virginia, 15 at Notre Dame, 20 at NC State and 17 vs. Duke.

His eight threes at Pittsburgh, a career best, kept the Jackets close and set an individual record for the Petersen Events Center. They were the most threes by a Tech player since Drew Barry made nine against North Carolina in 1996. Barry is one of four Yellow Jackets to make nine in an ACC game.

He became the first Tech player to score 30 points in a game since Iman Shumpert had 30 at North Carolina on Jan. 16, 2011.

Smith has more threes this season (70) than any Tech player since Lewis Clinch had 71 (in 31 games) in 2008-09.

Making a Point

Georgia Tech received steady production from its point guard tandem of sophomore Travis Jorgenson and junior Josh Heath last season, despite their relative inexperience (combined 21 collegiate games before last season).

Now completely healthy following a season of limitations due to injuries, both players have demonstrated their natural quickness and athletic ability, and helped fuel a strong offensive effort to begin this season.

The duo has combined to dish 128 assists against 35 turnovers (3.66-1), nearly twice their combined rate last season (1.95-1), and the Yellow Jackets are fifth in the ACC in assist-turnover ratio (1.43-1).

Tech Storylines for 2015-16

- Georgia Tech's roster includes five transfers, four of whom have "come home." Nick Jacobs (transferred from Alabama), Charles Mitchell (Maryland), Adam Smith (Virginia Tech) and James White (Arkansas-Little Rock) are all from metro Atlanta. Seven of Tech's 12 active players are from the metro area.

- Of the five players who started Tech's opening game this season, only Marcus Georges-Hunt began his career with the Yellow Jackets.

- A couple of Tech players received some pre-season recognition from basketball experts. Adam Smith, a graduate transfer from Virginia Tech, has been named one of the nation's top 20 impact transfers both by Jeff Goodman at ESPN.com and Jon Rothstein at CBSSports.com. Rothstein also tabbed sophomore guard Tadic Jackson as one of 15 under-the-radar players who could have a breakout season.

- Seniors Marcus Georges-Hunt and Charles Mitchell and junior Quinton Stephens were named Tech's captains for 2015-16.

- Sophomore forward Abdoulaye Gueye and freshman center Sylvester Ogbonda are sitting out this season as redshirts.

- Six of Tech's top eight scorers from last season re-

TECH NOTEBOOK

McCamish Pavilion 411

Name: McCamish Pavilion (mc-CAME-ish), named for Atlanta insurance executive Hank McCamish who gave the lead gift for the facility

Capacity: approximately 8,600 (6935 court level, 1665 balcony level)

Cost: \$50 million

Contractor: Whiting-Turner

Architect: Populous

Cremens Court: the court remains named for the former Tech head coach

Alexander Courtyard: located at the Fowler Street entrance, honors the former Tech director of athletics and the history of the former Tech home arena named for him

Grand entrance: 10th and Fowler Streets, foyer includes graphic representations of retired jerseys and Tech's two Final Four appearances

Other entrances: West entrance off Fowler Street (students and media), East entrance from main arena parking (for club patrons)

Features: center-hung scoreboard and video boards, mezzanine fascia ribbon boards, theatrical lighting, primarily chairback seating, club area

Facts and Dates

- 2,500 cubic yards of concrete removed
- 3,000 cubic yards of concrete installed
- 500 tons of new steel installed
- Over 1 mile of new railing installed
- 20,000 gallons of paint used
- 2,000 feet of new mechanical piping
- 2,500 feet of new ductwork
- \$4M in new audio-visual and scoreboards
- 50 TV's throughout the concourse and Callaway Club
- Farthest distance material has traveled to get on site: 4,835 miles
- Shortest distance material has traveled to get on site: 1 mile
- Number of Tech alumni involved in the project: over 100
- Number of days construction took: 520
- Number of 1950's old style Coke bottles found while installing the underground foundations: 11
- Number of new staircases: 13
- Number of new sports lights for the competition floor: Over 300
- 270-degree court view from concourse

Groundbreaking: May 5, 2011

Opening: October, 2012

First public event: Oct. 21, 2012 - Jacket Jam (men's and women's scrimmages)

First men's game: Nov. 9, 2012 vs. Tulane

Head coaches: Brian Gregory of Georgia Tech, Ed Conroy of Tulane

Officiating crew: Karl Hess, Gary Maxwell, Raymond Styons

TV announce crew: Tom Werme, Cory Alexander (ACC Network)

First Tech points: Marcus Georges-Hunt (2 FT, 18:13, 1st half)

First basket: Tulane's Josh Davis (18:44, 1st half)

Attendance: 8,600 (sellout)

First women's game: Nov. 11, 2012 vs. Tennessee

Tech played 55 seasons in Alexander Memorial Coliseum, compiling a record of 556-194 (.741). Miami was the last team to play Tech there, a game Tech won, and was the first ACC team to play in McCamish Pavilion, which Miami won. For the 2011-12 season, Tech played its home games at Philips Arena and the Arena at Gwinnett.

turned — Georges-Hunt, Jackson, Jorgenson, plus Charles Mitchell, F; Quinton Stephens, F; Josh Heath G, all perimeter players except Mitchell.

• Tech immediately replaced its two seniors (post players Demarco Cox and Robert Sampson) as transfer Nick Jacobs (6-9, three years at Alabama), a proven scorer in the post, became eligible and 6-10 Sylvester Ogbonda joined the team as a freshman.

• Tech filled its two open scholarships after the season with Adam Smith, a graduate transfer from Virginia Tech, who is from Jonesboro, Ga., and led the ACC in three-point percentage last season while averaging 13.4 points per game, and 6-8 forward James White, a graduate transfer from Arkansas-Little Rock (also from Jonesboro, Ga.) who averaged more than 11 points a game last season.

• In Marcus Georges-Hunt (13.6 ppg) and Adam Smith (13.4), Georgia Tech entered this season with the No. 7 and 8 individuals in scoring average among returning players in the Atlantic Coast Conference.

• Ten of Tech's 13 scholarship players entered the season with significant Division I starting experience. Eight of the Jackets' returning players started at least three games in 2014-15, and those players had combined for 178 starts in a Tech uniform. Transfers Nick Jacobs (29), Adam Smith (59) and James White (51) combined for 129 starts at their former schools.

Bahamas Trip Offers Early Look

Georgia Tech took its first summer trip out of the United States since 1991 when the Yellow Jackets traveled to the Bahamas for a six-day, three-game excursion in early August.

The Jackets won all three games, the first two easily - 101-60 over the Atlantis All Stars and 115-70 over the Providence Storm - before overcoming a 20-8 deficit and holding off the CTG Knights, 77-69, as Nick Jacobs scored 31 points in 22 minutes.

The trip allowed the Jackets to practice 10 times as a team in addition to the NCAA allowance of individual instruction and strength and conditioning time during the summer term. They also got their first taste of the shorter shot clock (30 seconds in 2015-16), working with a 24-second shot clock in the practices as well as the three games, which were played under FIBA rules.

The 6-foot-8, 260-pound Jacobs played in two games, scoring 47 points in about 40 minutes.

Fellow big man Charles Mitchell was also prolific, averaging 17 points and eight rebounds. Sophomore guard Tadic Jackson averaged 14 points, and junior guard Corey Heyward 10.0.

Sophomore point guard Travis Jorgenson was good for 9.3 points and 5.3 assists per game with 16 assists and just three turnovers. Sophomore center Ben Lammers led Tech with 25 rebounds in 53 minutes and averaged 7.3 points.

Tech played without its projected two leading scorers - Marcus Georges-Hunt and Adam Smith - both of whom were protecting injuries.

They said it...

"I think Georgia Tech is one of the better teams in the league. They lose by four to Louisville. One to Virginia Tech. I think our schedule is bad -- their's is probably is as bad or worse in terms of trying to get off to a good start. I think that they've played really good basketball. In all their losses, they were at Pitt, at Louisville, at North Carolina. They were in every game -- every game right until the end." - Syracuse head coach Jim Boeheim

"[Georgia Tech's] coaching staff takes away and knows what we run offensively and defensively better than any team in the conference. You always know it's going to be a dogfight because they know what we run so well. They hurt our press and they do certain things that other teams don't do, so I want to

give them a lot of credit. They've had a lot of difficult losses..." - Louisville head coach Rick Pitino

"I thought we defended them well, and they made some tough shots. I'm not surprised that they beat Virginia because of how well they played against us." - Pittsburgh head coach Jamie Dixon

"He's such a talented and gifted (player), and he's a man. He's been through the battles of our league. I'm so impressed with Georgia Tech. Brian has done such a great job, kind of re-inventing his group. They are really gifted offensively. They have changed their M.O., and they can come at you and attack you. They've always had bodies. That's such a tough matchup when you have a big guy handling the ball up there, and we have to make some decisions on who would match up with him when he's handling the ball up top." - Notre Dame head coach Mike Brey on Marcus Georges-Hunt and Georgia Tech's improvement

"They're playing at a faster pace, which fits their personnel very well; they've got some changes from what they had last year. But they're opening the floor up. I think the faster pace and opening up the floor has been good for them with Marcus and Smith and some of the shooters they have. I think they're better in every area, but the one that shows up statistically is they were one of the poorer three-point shooting teams last year, and they've had some big days shooting the three-pointer this year. That in itself has opened things up for their big guys as well." -

North Carolina head coach Roy Williams on Georgia Tech

"Georgia Tech played hard. They were hungry, they were physical and aggressive; they are much improved. Brian has done a great job; their balance in scoring. The game Stephens had, the shots that he hit, one or two were open, but some of them were very contested. The addition of Smith, some perimeter shooting, with Georges-Hunt in there, he's such a complete and powerful player on the perimeter. There are some work-horses inside, they have some balance offensively. You could see it on the road, and the physicality that they played with against us." - Virginia head coach Tony Bennett on how Georgia Tech is different from last year

"Brian Gregory and his staff did a nice job adding a couple of quality players who will help immediately. Tech picked up 6-1 Adam Smith -- who led Virginia Tech in both scoring (13.4) and 3-point shooting (42.4 percent) last season -- and also beat out plenty of high-majors for Arkansas-Little Rock's James White, a 6-8 forward who averaged 11.9 points and 6.6 rebounds last season. Smith will get a shot to start for Gregory, and White could also wind up in the starting lineup. Smith led the Hokies in scoring (13.4 ppg) last season and can also shoot it from deep (42.4 percent). Even if he can't play the point, he'll help Georgia Tech." - Jeff Goodman on ESPN.com

"Can a team go 12-19 one year and be in contention for an NCAA bid the next year? It's very possible when you break down what the Yellow Jackets went through last season and what they've added since. Brian Gregory's squad lost 13 ACC games last year by seven points or less including three games that were lost in overtime. Georgia Tech returns two potential All-ACC players in Marcus Georges-Hunt (13.6 points per game, 5.5 rebounds per game in 2014-15) and Charles Mitchell (9.8 points per game, 7.0 rebounds per game in 2014-15) while adding three transfers in Adam Smith (Virginia Tech), Nick Jacobs (Alabama), and James White (Arkansas-Little Rock). The 6-8, 260 pound Jacobs will give this team another option to throw the ball to in the low post while Smith (13.4 points per game, 81 3-pointers last season) should take immense offensive pressure off Georges-Hunt. The wild card for this team? Sophomore guard Tadic Jackson. The 6-2 lefty is a big-time talent, but needs to develop into a consistent scorer to put this team over the top. If Jackson develops as an offensive spark off the bench, things could get real interesting for this team in the ACC." - Jon Rothstein at CBSSports.com

TECH NOTEBOOK

Double-Doubles in 2015-16

Date/Opponent	Player	Pts	Reb
11/13 vs. Cornell	Charles Mitchell	21	11
11/13 vs. Cornell	James White	14	11
11/16 vs. Tennessee	Charles Mitchell	12	12
11/19 vs. Green Bay	Charles Mitchell	15	12
11/22 vs. ETSU	Charles Mitchell	10	11
11/26 vs. Arkansas	Charles Mitchell	18	18
11/27 vs. Villanova	Charles Mitchell	16	11
12/1 vs. Wofford	Charles Mitchell	10	15
12/5 at Tulane	Charles Mitchell	14	14
12/15 vs. VCU	Charles Mitchell	12	11
12/25 vs. SE Louisiana	Charles Mitchell	14	15
12/21 vs. SE Louisiana	James White	12	13
1/6 at Pittsburgh	Charles Mitchell	20	17
1/23 vs. Louisville	Nick Jacobs	16	10
1/27 at NC State	Charles Mitchell	11	10

10+ Points off the Bench

Date/Opponent	Player	Pts
11/13 vs. Cornell	Tadric Jackson	11
11/13 vs. Cornell	Quinton Stephens	13
11/13 vs. Cornell	James White	14
11/19 vs. Green Bay	Quinton Stephens	14
11/26 vs. Arkansas	Ben Lammers	10
12/1 vs. Wofford	Quinton Stephens	12
12/19 at Georgia	Tadric Jackson	14
1/9 vs. Virginia	Nick Jacobs	16
1/13 at Notre Dame	Nick Jacobs	10
1/16 vs. Virginia Tech	Nick Jacobs	15
1/23 vs. Louisville	Nick Jacobs	16
1/27 at NC State	Charles Mitchell	11
1/30 at Syracuse	Ben Lammers	10
2/2 vs. Duke	Tadric Jackson	15

Most Double-Doubles in a Season (ACC Era)

Malcolm Mackey (1991-92)	17
Malcolm Mackey (1992-93)	16
Matt Harpring (1997-98)	16
Gani Lawal (2008-09)	15
Malcolm Mackey (1990-91)	13
Chris Bosh (2002-03)	13
Jason Collier (1999-2000)	12
Charles Mitchell (2014-present)	12
Matt Harpring (1995-96)	11
Alvin Jones (1998-99)	11
Derrick Favors (2009-10)	11
Alvin Jones (2000-01)	10

Season Double-Doubles

Since 1953, eight Georgia Tech players have averaged double figures in points and rebounds for an entire season.

Player	Year	PPG	RPG
Alvin Jones	2001	13.4	10.4
Malcolm Mackey	1993	15.6	10.2
Malcolm Mackey	1991	15.3	10.7
Rich Yunkus	1971	25.5	11.1
Rich Yunkus	1970	30.1	12.0
Rich Yunkus	1969	24.1	11.0
Jim Caldwell	1965	17.4	13.8
Jim Caldwell	1964	14.0	14.0
Jim Caldwell	1963	13.7	10.9
Dave Denton	1958	12.0	10.9
Lenny Cohen	1957	13.4	11.1
Dick Lenholt	1955	10.0	10.6
Pete Silas	1953	17.0	13.7

Future Jackets

Georgia Tech signed four-star power forward Romello White and a pair of three-star perimeter players in Josh Okogie and Christian Matthews to national letters-of-intent during the November signing period.

White, 6-9 from Suwanee, Ga., and Okogie, 6-4 from Snellville, Ga., are ranked No. 70 and No. 143, respectively, in the Rivals 150 rankings for the class of 2016, while Matthews, 6-6 from Fort Washington, Md., is among the top 150 players ranked by Scout.com. Gregory and his staff, who have five seniors on the 2015-16 Yellow Jacket roster, have successfully recruited highly-regarded players at three of the five positions on the floor.

"We are extremely excited about our 2016 recruiting class," said Gregory. "These recruits bring a skill and competitive level that will greatly impact our program. Our staff did a tremendous job of identifying student-athletes who could excel academically here at Georgia Tech and immediately make an impact on the court. These recruits not only solidify important needs for next year's team but also bring the highest character qualities and a tremendous work ethic to our program."

Christian Matthews, Wing, 6-6, Fort Washington, Md.

Matthews attends the National Christian Academy and is a three-star prospect according to ESPN, Rivals and Scout. CBS-affiliate 247sports.com lists Matthews among the nation's top 150 players while Scout.com ranks him 30th among the country's small forwards and the best in Maryland. The Washington Post described Matthews as "blessed with soft touch and plenty of range."

As a junior, Matthews helped National Christian Academy to a 20-6 record and the Beltway Final while teaming up with current Yellow Jacket Sylvester Ogbonda for coach Trevor Brown. The small forward led his team in scoring with 22.4 points per game garnering All-Metro honors. Matthews suited up for Team Takeover on the AAU circuit this past summer. Matthews informed recruiting services that he selected Georgia Tech over Clemson, NC State and Cincinnati.

Josh Okogie, Guard, 6-5, Snellville, Ga.

Josh Okogie, a 6-5, 185-pound guard from Shiloh High School in Snellville, Ga., was named to the all-state first team in 2015 by the Atlanta Journal-Constitution. Rivals and Scout both tab Okogie as a three-star talent. 247sports.com tabs the senior as the state's 11th-best player while Rivals ranks him among the country's top 150 players. Scout.com reported that Okogie selected Georgia Tech over Tennessee and Kansas State.

Okogie, a three-year starter at Shiloh High School, led the Generals' 28-4 mark and the program's first-ever state semi-final appearance. Okogie finished the year averaging 21 points per game and was named the Gwinnett Daily Post's Player of the Year. At the AAU level, Okogie averaged double figures for Team CP3 this past summer. Shiloh head coach Kim Rivers praised Okogie as "one of the most poised kids his age."

Romello White, Forward, 6-9, Suwanee, Ga.

Romello White began his career at Peachtree Ridge High School where he played two seasons before transferring to IMG Academy in Bradenton, Fla., where he was named third-team all-state among independent schools in 2015. In returning to Georgia, White joined a national powerhouse in Wheeler High School for his senior season. USA Today ranked the defending state champion Wildcats as the 18th-best high school team in the nation.

Recruiting services unanimously identify White as one of the top 100 players in the country with ESPN, Rivals and 247Sports.com tabbing him among the top 75. Both Scout.com and 247Sports.com list the four-star talent as one the nation's top 20 power forwards. White informed recruiting services that he also considered Virginia, Auburn, South Carolina, Mississippi and Iowa State before choosing Georgia Tech.

2014-15 Review

Georgia Tech completed its fourth season under head coach Brian Gregory with a 66-65 loss to Boston College in the opening round of the Atlantic Coast Conference Tournament in Greensboro, N.C., a result typical of the Yellow Jackets' conference season. Tech finished the season with a 12-19 overall record and a 3-15 mark in conference play.

- After a strong performance in the non-conference season which saw the team go 9-3 against a schedule ranked among the top 30 most difficult in the nation, Tech struggled throughout the ACC schedule, dropping its first seven games, winning three of the next seven, then finishing out the season with five consecutive losses.

- Among the Yellow Jackets' highlights were an 80-73 season-opening win over Georgia, which finished the year in the NCAA Tournament, non-conference wins over Vanderbilt (which reached NIT quarterfinals) and Rhode Island (reach the NIT round of 16), and a 70-50 win at 23rd-ranked Miami (reached the final four of the NIT).

- Along with six Atlantic Coast Conference opponents, seven of Georgia Tech's non-conference foes reached post-season tournaments - Dayton and Georgia in the NCAA, Rhode Island and Vanderbilt in the NIT, Rider in the College Basketball Invitational (CBI), and IPFW and USC Upstate in the Collegelenside.com Tournament (CIT).

- Tech's strength of schedule was ranked No. 24 in ESPN's RPI rankings, and its non-conference strength of schedule was ranked No. 68.

- Tech set two school season records, one good and one bad. The Yellow Jackets outrebounded their opponents by an average of 7.3 per game, easily breaking the previous mark of 5.8 by the 2006-07 team, and ranked 12th in the nation. Tech also shot 26.7 percent from three-point range, breaking the mark of 29.0 percent by the 1996-97 team.

- Thirteen of Tech's 16 conference losses (including the tournament) came by a total of 47 points (3.6 points per loss). North Carolina and Virginia were the exceptions, by an average of 30 points. Tech lost four times by one point, twice by two points, once by three, once by four, once by five, once by six and three times by seven. Three of those losses went to overtime. Conversely, Tech won its three conference games by a total of 45 points, all in double digits and all wire-to-wire.

- Tech ranked No. 29 in the nation in the adjusted defensive efficiency rating by Ken Pomeroy. The Jackets ranked fourth in the ACC in scoring defense vs. conference teams.

- Tech had a minus-0.70 "Luck" rating, KenPom.com's measure of a team's number of close games and its success in them. The Jackets ranked No. 323 in that category, or to look at it another way, the 29th unluckiest team in the country.

Making History

Georgia Tech has made a little bit of history during its four seasons under head coach Brian Gregory.

- The first came quickly, a 68-56 win over Georgia in Athens on Dec. 7, 2011, the team's first victory in Athens in 35 years.

- Before this year's loss on Dec. 19, Tech defeated its in-state rival four consecutive games for the first time since winning four straight during its final two seasons in the Southeastern Conference (1962-63, 1963-64). The Jackets also won back-to-back games in Athens for the first time since winning three straight from 1959-61.

- For the first time since Roy McArthur in 1946-47 and 1947-48, Gregory won in his first four tries against state-rival Georgia.

- Tech has beaten a top-10 team three times, two of those on the road - a 67-62 win at No. 7 Syracuse on March 4, 2014 and a 71-69 win over No. 6 Miami on March 6, 2013. The Jackets defeated No. 4 Virginia, 68-64, at home earlier this season.

- Tech won three ACC road games in two straight sea-

TECH NOTEBOOK

Tech Alumni in the NBA

Player	Team
Chris Bosh	Miami Heat
Derrick Favors	Utah Jazz
Jarrett Jack	Brooklyn Nets
Anthony Morrow	Oklahoma City Thunder
Iman Shumpert	Cleveland Cavaliers
Thaddeus Young	Brooklyn Nets

Other Tech Alums in Pro Ball

Alade Aminu	Hapoel Eilat (Israel)
Tony Akins	Jeonju KCC Egis (South Korea)
Will Bynum	Guangdong Southern Tigers (China)
Mouhammad Faye	Openjobmetis Varese (Italy)
Trae Golden	Etha (Cyprus)
Kammeon Holsey	Grand Rapids Drive (NBA D-League)
Gani Lawal	EA7 Emporio Armani Milano (Italy)
Stephon Marbury	Beijing Ducks (China)
Anthony McHenry	Ryukyu Golden Kings Okinawa (Japan)
Daniel Miller	Akhisar Belediye (Turkey)
Zachery Peacock	JL Bourg Basket (France)
Robert Sampson	Atenas Cordoba (Argentina)
Luke Schenscher	Townsville Crocodiles (Australia)
Jeremis Smith	Hapoel Holon (Israel)
Lance Storrs	Aguilas De Tunja (Colombia)
Mfon Udofia	Austin Spurs (D-League)
Mario West	Centro Juventud Sionista de Parana (Argentina)

Former Tech Players in Coaching

Player (at Tech)	Current Position
Ty Anderson (2006-09)	+North Georgia
Rod Balanis (1990-94)	#Notre Dame
Shaun Fein (1999-2001)	#Maine Red Claws (NBDL)
Darryl LaBarrie (1998-01)	#Georgia State
Craig Neal (1983-88)	*New Mexico
Winston Neal (1999-01)	*Columbia State (Tenn.)
Kyle Perry (1998-01)	#USC Upstate
Mark Price (1982-86)	*UNC Charlotte
Fred Vinson (1992-94)	#New Orleans Pelicans

**head coach; #assistant coach; +graduate assistant*

Former Tech Coaches in Coaching

Coach (at Tech)	Current Position
Perry Clark (1982-88)	#South Carolina
Sherman Dillard (1988-94)	#Iowa
Billy Schmidt (2011-14)	#OKC Thunder
Cliff Warren (2000-05)	#Maryland
Charlton Young (2005-09)	#Florida State
Peter Zaharis (2000-11)	#Emory

sons and went 5-7 overall on the road in 2013-14, the team's best road record since 2007-08. Tech won eight of its last 29 ACC road games after winning three of the previous 36 dating back to the beginning of the 2008-09 season.

- One of those road wins was Tech's first-ever victory over Virginia Tech in Blacksburg, a 64-54 win last Feb. 9. That came after seven losses in Cassell Coliseum.

- Like his two predecessors, Brian Gregory captured his first career ACC victory on the road (82-71 over NC State on Jan. 11). Bobby Cremins defeated Maryland for his first, 45-43 on Dec. 23, 1981, while Paul Hewitt won at Virginia, 73-68, on Jan. 9, 2000.

Arts and Letters

Not only has Georgia Tech improved on the court since Gregory arrived, but has made big strides in the classroom as well. Beginning with Moe Miller and Lance Storrs in the summer after Gregory took over the reins at Tech, every four-year senior in the program has graduated.

Derek Craig and Nick Foreman received their Tech degrees in 2012, as did the 2013 senior class of Mfon Udofia, who finished his business administration degree work in the summer, and Pierre Jordan, who completed his Masters degree requirements in building construction in the spring. Brandon Reed graduated in the summer with his management degree before transferring back to Arkansas State to play his final year of basketball.

All three of Tech's four-year seniors in 2013-14 - Kammeon Holsey, Daniel Miller and Jason Morris - graduated that spring. Robert Sampson, the Jacket's only undergraduate scholarship senior in 2014-15, graduated in the spring.

Tadric Jackson made the Academic All-ACC team in 2014-15, and the Yellow Jackets have had at least one player named to that team since it was instituted for the 2010-11 season.

Tech's men's basketball team scored a perfect team single year Academic Progress Report score of 1000 in the 2010-11 APR Report, a first for the program, and posted a four-year average of 972, an all-time high, last spring.

Six Tech Alumni on NBA Rosters

Six former Georgia Tech basketball stars are on NBA rosters, and all of them remain a part of the teams with which they finished the 2014-15 season.

Iman Shumpert, a four-year NBA veteran, and Thaddeus Young, in his ninth season, both were traded last year in mid-season to Cleveland and Brooklyn, respectively, and helped their new teams to the playoffs. The Cavaliers advanced to the finals before losing to Golden State.

Jarrett Jack, a 12-year NBA veteran, was traded to Brooklyn prior to last season and helped the Nets reach the playoffs. Anthony Morrow is playing his 10th season in the league as a member of the Oklahoma City Thunder.

Chris Bosh, who spent the first seven years of his NBA career in Toronto, played his fifth season in Miami but saw his season cut short by a heart condition. He is back at full strength.

Derrick Favors emerged as a star in his fifth NBA season with Utah and has become a big key to the Jazz' fortunes.

Welcome to The Hank

Georgia Tech is playing its fourth season in McCamish Pavilion, which was for all intents and purposes, brand new when it opened for the 2012-13 season. The only physical elements of McCamish Pavilion that remain from the venerable Alexander Memorial Coliseum are the roof, which was re-covered, and the 32 steel ribs that support it.

The capacity of McCamish Pavilion is 8,600, including 1,665 seats in the new balcony level and 6,935 seats in the lower seating bowl. There are no suites, but there is a premium club area that seats 500. Alexander Memorial Coliseum seated 9,191 spectators in its final configuration.

The most striking features of McCamish Pavilion are its grand entrance, which fronts 10th and Fowler Streets, the ability for patrons to view the court from the main concourse nearly all the way around, and the theatrical lighting system, which concentrates light on the court while leaving the seating areas dark, modeled after the Staples Center in Los Angeles and Madison Square Garden in New York.

Tech played 55 seasons in Alexander Memorial Coliseum, compiling a record of 556-194 (.741). Miami was the last team to play Tech in Alexander Memorial Coliseum, a game Tech won, and was the first ACC team to play in McCamish Pavilion on Jan. 5, which Miami won. For the 2011-12 season, Tech played its home games at Philips Arena and the Arena at Gwinnett.

Tech's ACC Tournament History

Georgia Tech has played in 36 ACC Tournaments, and has a 25-33 all-time record in the event. The Yellow Jackets have won three championships, in 1985 (Atlanta), 1990 (Charlotte) and 1993 (Charlotte).

Tech has been a runner-up four times (1986, 1996, 2005, 2010). The 1986, 1996 and 2010 runs to the finals occurred in Greensboro.

Tech was 0-2 in the ACC Tournament under coach Dwane Morrison, 15-16 under Bobby Cremins (including all three titles), 9-11 under Paul Hewitt (runner-up in 2005 and 2010) and 1-4 under Brian Gregory.

Tech's NCAA Tournament History

Georgia Tech played in the NCAA Tournament five times in 11 seasons under head coach Paul Hewitt and has played in the event 16 times in its history. Fifteen of those appearances have occurred from 1985 to the present.

Tech has a record of 23-16 in NCAA Tournament play, highlighted by its 2004 trip to the NCAA title game as well as a Final Four berth in 1990. The Yellow Jackets have reached the NCAA Sweet 16 seven times (1960, 1985, 1986, 1990, 1992, 1996, 2004).

The 2004 and 2005 appearances were the Yellow Jackets' first back-to-back appearances since Bobby Cremins led the Institute to the Big Dance nine straight years from 1985-93.

Georgia Tech has won at least one game in 11 of its 16 NCAA Tournament appearances.

BIO UPDATES

3 • Marcus Georges-Hunt • G • 6-5 • Sr.

- Model Georgia Tech student-athlete who takes his basketball, academics and family seriously ... On track to graduate in four years and receive his degree in May
- Well-rounded perimeter player who has started all but one game in his career and has improved statistically each season in most every category ... Can play three positions offensively and defend four
- Has added point guard to his task list this year, performing as Tech's primary ballhandler for major stretches of games
- Has made the ACC All-Academic team each year at Tech
- Has risen to No. 17 on Tech's all-time scoring list (1,470 points) after beginning the season 35th ... Next up: Kenny Anderson in 16th place (1,497 from 1989-91)
- Became the 19th player in Tech history to accumulate 1,000 points and 500 rebounds when he reached the 500-rebound plateau Dec. 29 vs. Duquesne
- Third among active ACC players in career points behind Marcus Paige of North Carolina and Malcolm Brogdon of Virginia
- Scored in double figures in 79 of 116 games in his career (37 in ACC games), including 16 of 22 games this season ... Has scored 20+ in seven games this season, 16 times in his career
- Career averages of 12.7 ppg, 4.6 rpg, 32.2 percent on threes and 73.5 percent on free throws
- Tech's overall season leader in scoring with a career-high 15.6 ppg (17th in the ACC), and has hit 31.9 percent of his three-point shots (44.1 pct. overall)
- **In ACC games:** League's No. 9 scorer at 17.1 ppg, 3.4 rpg, 3.7 apg, 46.2 pct. FG, 7-of-28 on threes, 84.5 pct. FT, 33.8 minutes per game
- Scored just six and 10 points, respectively, in Tech's last two games, but has 11 assists in those two games, a career-high seven against Duke
- Had averaged 25.3 points in the three games prior - 27 vs. Virginia Tech, 23 vs. Louisville, 26 at NC State - hitting 24-of-47 shots from the floor, 4-of-9 threes and 24-of-25 from the line
- Leads Tech in all free throw categories (119-144, 82.6 pct., all career high totals) ... Ranks 10th at Tech all-time in career free throws made (6th in attempts) ... Set career highs at North Carolina by going 12-for-15 at the line ... Went 12-for-12 against Louisville, 9-for-9 at NC State in consecutive games

Career Highs

Points: 27, Virginia Tech -- 1/16/16
 Rebounds: 11, vs Boston College -- 3/14/13
 Assists: 7, Duke -- 2/2/16
 Steals: 5, vs Rhode Island -- 11/30/14
 Blocks: 2, Louisville -- 2/23/15
 FG made: 11, Virginia Tech -- 1/16/16
 FG attempts: 20, vs Boston College -- 3/14/13
 3FG made: 4, Southeastern Louisiana -- 12/21/15 ; The Citadel -- 12/22/12
 3FG attempts: 6, 5 times
 FT made: 12, at North Carolina -- 01/02/16 ; Louisville -- 1/23/16
 FT attempts: 15, at North Carolina -- 01/02/16
 Minutes: 45 (2ot), at Notre Dame - 1/3/15 ; 37 (regulation), Boston College -- 1/25/15 ; Notre Dame -- 1/14/14 ; at Pittsburgh -- 1/6/16 ; at Notre Dame -- 1/13/16 ; at Syracuse -- 1/30/16

34 • Abdoulaye Gueye • F • 6-9 • So.

- Sitting out this season as a redshirt after playing in eight games (34 total minutes) as a freshman in 2014-15
- Wiry forward who plays the four-spot but is quick and athletic enough to defend the three
- Averaged 13.3 minutes in three games on Tech's August trip to the Bahamas, averaging 5.3 rebounds and 2.3 points ... Top game was seven points and five boards in game 2 vs. Providence Storm

Gueye Career Highs

Points: 2, Alabama A&M -- 11/18/14 ; at North Carolina -- 2/21/15
 Rebounds: 1, 6 times
 Steals: 1, Alabama A&M -- 11/18/14 ; USC Upstate -- 12/6/14 ; North Carolina -- 3/3/15
 Blocks: 1, IPFW -- 11/21/14 ; at North Carolina -- 2/21/15
 FG made: 1, Alabama A&M -- 11/18/14 ; at North Carolina -- 2/21/15
 FG attempts: 1, 5 times
 3FG attempts: 1, North Carolina -- 3/3/15
 FT attempts: 2, North Carolina -- 3/3/15
 Minutes: 8, at North Carolina -- 2/21/15 ; North Carolina -- 3/3/15

11 • Josh Heath • G • 6-2 • Jr.

- Tech's starting point guard for the first 15 games this season, and in 17 games overall ... Has 80 assists and 23 turnovers (2nd in the ACC, 10th NCAA in ratio, 3.48-1) plus 14 steals
- Averaging team-leading 3.6 assists per game and has four or more in 11 games ... 46-to-10 ratio in last 10 games, including 25-to-7 in ACC games
- Played 26 turnover-free minutes at NC State, his first start since Jan. 6, and has committed only one turnover in Tech's last four games (73 minutes)
- Eight turnover-free games this season
- Two double-figure scoring games this season, including 12 vs. VCU (3-5 FG, 5-6 FT) ... Played season-high 29 minutes in absence of injured teammate Travis Jorgenson
- Scored season-high 13 points against Green Bay and went 6-for-7 from the floor to match his career best in field goals made ... Has four double-figure games at Tech
- Split point guard duties last season with Travis Jorgenson, making four starts ... Can hit the open jumper and has a reliable pull-up runner in the lane
- Had three solid games on Tech's August trip to the Bahamas, averaging 6.3 points and 4.0 assists while hitting 52.9 percent from the floor ... Went 5-for-6 and scored 10 points against the Atlantis All-Stars
- Averaged 2.7 assists per game and had a 2.08-1 assist-turnover ratio last season ... Had nine zero-turnover games, six in ACC play
- Former University of South Florida guard and Tampa high school standout who elected to transfer to Tech after his father and USF coach, Stan Heath, left the Bulls at the end of the 2013-14 season ... Stan is now an assistant coach at Boston College.

South Florida Career Highs

Points: 7, vs. Connecticut -- 2/26/14
 Rebounds: 4, at Rutgers -- 3/1/14
 Assists: 8, at Houston -- 3/4/14
 Steals: 3 (twice), last at Houston -- 3/4/14
 Blocks: 1, vs. Connecticut -- 2/26/14
 FG made: 3, at Rutgers -- 3/1/14
 FG attempts: 5 (twice), last at Rutgers -- 3/1/14
 3FG made: 1 (twice), last vs. Connecticut -- 2/26/14
 3FG attempts: 2 (twice), vs. Connecticut -- 2/26/14
 FT made: 3, vs. Louisville -- 1/22/14
 FT attempts: 4, vs. Louisville -- 1/22/14
 Minutes: 35, at Houston -- 3/4/14

Tech Career Highs

Points: 14, Clemson -- 2/16/15
 Rebounds: 4, Alabama A&M -- 11/18/14 ; IPFW -- 11/21/14
 Assists: 9, Southeastern Louisiana -- 12/21/15
 Steals: 4, Cornell -- 11/13/15
 Blocks: 1, 4 times
 FG made: 6, Green Bay -- 11/19/15 ; at Northwestern -- 12/03/14
 FG attempts: 8, Notre Dame -- 1/14/15
 3FG made: 1, 6 times
 3FG attempts: 2, 7 times
 FT made: 6, Clemson -- 2/16/15
 FT attempts: 6, 5 times
 Minutes: 30, Notre Dame -- 1/14/15

BIO UPDATES

5 • Corey Heyward • G • 6-0 • r-Jr.

- Reserve combo guard who has fully regained his quickness and jumping ability two years removed from two knee surgeries ... Has played in five games, limited minutes
- One of four Tech players to average double figures on the team's August trip to the Bahamas (10.0 ppg) ... Shot 63.2 percent (12-of-19) from the floor, hitting 3-of-7 from three-point range ... Also had 12 assists with five turnovers
- Played in just four non-conference games last year, but saw significant action in 14 ACC games (DNP vs. Duke, FSU) - 12.3 minutes per game, three starts - and played 23 minutes in the ACC Tournament loss to Boston College
- Did not score much (1.3 ppg), but had 10 assists and six turnovers in his four starts and played solid defense on the perimeter
- Had team's lowest turnover rate at 1.2 per 40 minutes

Career Highs

Points: 6, Boston College -- 2/13/14

Rebounds: 5, at Boston College -- 1/21/14 ; at Syracuse -- 3/4/14

Assists: 5, Boston College -- 2/13/14 ; at Clemson -- 2/4/14

Steals: 3, Alabama A&M -- 11/18/14 ; vs Clemson -- 3/14/14

Blocks: 1, 5 times

FG made: 2, Boston College -- 2/13/14 ; vs Boston College -- 3/10/15

FG attempts: 4, Boston College -- 2/13/14 ; vs Boston College -- 3/10/15

3FG made: 2, Boston College -- 2/13/14

3FG attempts: 2, 5 times

FT made: 2, Delaware State -- 11/11/13 ; Duke -- 2/18/14

FT attempts: 2, 12 times

Minutes: 33, Boston College -- 2/13/14

1 • Tadic Jackson • G • 6-2 • So.

- Reserve wing guard who lost about 15 pounds and dipped under 200 pounds during the off-season
- At his best when able to drive and penetrate ... Good ballhandler ... Smooth left-handed shooting touch who can score in a variety of ways
- Three double-figure games this year, including a season-high 15 points last time out against Duke ... Went 6-for-13 from the floor, but missed all six of his three-point attempts
- Scored 14 points at Georgia, 11 in the season opener against Cornell
- Averaging 5.1 ppg and is 11-for-48 on threes
- Hit three threes at Georgia, matching a career high set early his freshman year against Rhode Island
- Has just 14 turnovers this season and 26 assists (14.3 minutes per game)
- Played perhaps his best game this season (despite going 1-for-7 from the floor) against VCU, playing a season-high 24 minutes, going 4-for-4 from the FT line and recording four assists ... Handled the ball well against VCU pressure and played good defense
- Hit a pair of threes and shot 4-for-6 from the floor for season-high 11 points, two assists and no turnovers against Cornell
- Averaged 14.0 points, third-highest on the team, over three games on Tech's summer trip to the Bahamas, hitting 42.5 percent from the floor and 5-of-16 on threes ... High game was 21 in second game win over Providence Storm (8-13 FG, 2-6 on 3s)
- Started Tech's last six games of his freshman season, averaging 9.8 points, Tech's second-leading scorer over that stretch ... Had six double-digit games altogether last season, eight for his career

Career Highs

Points: 17, vs Marquette -- 11/27/14

Rebounds: 7, North Carolina -- 3/3/15

Assists: 5, Clemson -- 2/16/15

Steals: 1, 5 times

Blocks: 2, Louisville -- 2/23/15

FG made: 7, vs Marquette -- 11/27/14

FG attempts: 15, vs Marquette -- 11/27/14 ; vs Boston College -- 3/10/15 ; North Carolina -- 3/3/15

3FG made: 3, vs Marquette -- 11/27/14

3FG attempts: 8, vs Marquette -- 11/27/14

FT made: 6, vs Rider -- 11/28/14

FT attempts: 7, at Clemson -- 2/28/15

Minutes: 34, North Carolina -- 3/3/15

32 • Nick Jacobs • F • 6-8 • r-Sr.

- Playing his final collegiate season after sitting out 2014-15 as a transfer ... Started 16 games this season, including five ACC games
- Dependable scorer in the post area who is Tech's fourth-leading scorer (11.5 ppg) and No. 2 rebounder (6.4 rpg) ... Fourteen double-figure games this season, one double-double
- Has scored in double-digits in Tech's last seven games, averaging 15.4 points and 7.0 rebounds while hitting 52.9 percent from the floor ... Also has hit 18-of-22 from the foul line in that stretch ... Scored 16 against Virginia, 10 at Notre Dame, 15 against Virginia Tech, 16 vs. Louisville, 20 at NC State, 14 at Syracuse, 17 vs. Duke
- Came off the bench in four straight games, beginning with his 16-point performance in Tech's win over Virginia, going 5-for-7 from the floor and hit 6-for-7 from the foul line, more free throws than in his previous five games combined ... Returned to the starting lineup at NC State
- Went over 800 career points against Duquesne, now has 934
- Hitting 49.1 percent of his shots from the floor and 80 percent of his free throw tries
- Second on the team with 19 blocked shots
- **In ACC games:** 13.6 ppg, 6.2 rpg, 50 pct. FG, 81.8 pct. FT
- Scored career-high 23 points (9-15 FG, 5-6 FT) with nine rebounds to lift Tech past Tennessee ... Went 6-for-7 in the first half and finished with 15 points at Tulane
- Also had nine rebounds each against Tennessee, Tulane and Duquesne ... Ranks 19th in the ACC in rebound average
- Averaged 23.5 points and 8.0 rebounds in two games on Tech's summer trip to the Bahamas ... Hit 70.4 percent of his shots from the floor and 9-of-11 free throws ... Game-high 31 points (11-15 FG, 9-10 FT) in just 22 minutes in closing win over CTG Knights
- Atlanta native who attended South Atlanta High School with former Tech star Derrick Favors
- Played in 93 games and made 57 starts for the Crimson Tide, averaging 7.3 points and 3.4 rebounds per game

Alabama Career Highs

Points: 23, vs. Drexel -- 11/29/13

Rebounds: 12, Tennessee -- 3/15/13

Assists: 2, at South Florida -- 12/7/13 ; Xavier -- 12/21/13

Steals: 3, Texas A&M -- 1/19/13

Blocks: 5, Wichita State -- 11/18/11

FG made: 11, vs. Drexel -- 11/29/13

FG attempts: 15, vs. Drexel -- 11/29/13

3FG attempts: 1, vs. Oklahoma -- 11/8/13

FT made: 7, LSU -- 2/9/13

FT attempts: 11, Alabama A&M -- 11/23/11

Minutes: 42 (ot), Drexel -- 11/29/13 ; 38 (regulation), at LSU -- 2/23/13

Tech Career Highs

Points: 23, Tennessee -- 11/16/15

Rebounds: 10, Louisville -- 1/23/16

Assists: 3, Green Bay -- 11/19/15

Steals: 4, at North Carolina -- 01/02/16

Blocks: 4, Green Bay -- 11/19/15

FG made: 9, Tennessee -- 11/16/15

FG attempts: 15, Tennessee -- 11/16/15 ; at Syracuse -- 1/30/16

FT made: 5, Tennessee -- 11/16/15

FT attempts: 6, Tennessee -- 11/16/15

Minutes: 31, Tennessee -- 11/16/15

BIO UPDATES

10 • Travis Jorgenson • G • 6-0 • r-So.

- Reserve half of Tech's point guard tandem who has regained much of the quickness, jumping ability and explosiveness he lost after knee surgery less than two years ago
- Has averaged 15.4 minutes mostly off the bench (one start vs. Louisville) and has been a key performer in some key situations ... Has hit nine threes, only one in an ACC game
- Made his first start of the season, 28th of his career, against Louisville (2 points, 1-5 FG, 1 assist, 21 minutes) ... Also has not played in three ACC games (Virginia, NC State, Syracuse)
- Had a career-high six assists and seven points with no turnovers against Colgate ... Five assists and two turnovers in 15 minutes at North Carolina ... Four assists, no turnovers vs. Virginia Tech
- Scored five points with one three, two assists and no turnovers at Tulane, playing the last 7:14 to help Tech expand a five-point lead to eight at the final horn ... Had an assist and two steals in that stretch
- Missed Tech's game against VCU with a right ankle injury suffered in practice
- Has 48 assists and 12 turnovers for the season (ratio would be second in the ACC but does not have enough assists)
- Only seven turnovers in his last 11 games (164 minutes) ... Has 10 zero-turnover games this season
- Tech's No. 5 scorer (9.3 ppg) during the team's August trip to the Bahamas ... Hit 43.5 percent from the floor, 7-of-9 from the line, had 16 assists and just three turnovers in 68 minutes
- Starting point guard for 27 games last season (17 of 19 ACC games, including the ACC Tournament), averaging 3.7 points, 3.3 assists and a 1.85-to-1 assist/turnover ratio (8th in the ACC)

Career Highs

Points: 14, NC State -- 1/31/15
Rebounds: 4, Presbyterian -- 11/8/13
Assists: 6, Vanderbilt -- 12/20/14 ; at Dayton -- 12/23/14 ; Wake Forest -- 2/7/15
Steals: 4, Presbyterian -- 11/8/13
Blocks: 1, at Virginia Tech -- 02/09/15 ; Boston College -- 1/25/15 ; NC State -- 1/31/15
FG made: 5, NC State -- 1/31/15
FG attempts: 9, Louisville -- 2/23/15
3FG made: 2, 5 times
3FG attempts: 4, 4 times
FT made: 4, at Miami -- 1/28/15
FT attempts: 4, at Miami -- 1/28/15 ; at Georgia -- 11/15/13
Minutes: 31 (overtime), NC State -- 1/31/15 ; 26 (regulation), Charlotte -- 12/30/14 ; at Notre Dame -- 1/3/15 ; NC State -- 1/31/15

44 • Ben Lammers • C • 6-10 • So.

- Important contributor off the bench in the post who added 20 pounds of muscle in the off-season ... Continually improving and has become more aggressive on both ends of the floor
- Averaging 3.8 ppg and 4.2 rpg in 14.9 minutes per game while hitting 61.4 percent of his field goal tries
- Leads the team in blocked shots (26) ... Has 12 of those in ACC games, including a career-high four against Virginia Tech
- Averaging 3.3 points and 4.8 rebounds in ACC games hitting 47.8 percent from the floor
- Had his best ACC game of the season at Syracuse, matching his career high with 10 points while grabbing seven rebounds in 22 minutes (T-career high)
- Scored six points with six rebounds and four blocks in just 17 minutes against Virginia Tech
- Set career highs in points twice early in the season, first with eight points and nine rebounds in 19 minutes against Green Bay ... Scored 10 points with eight boards against Arkansas
- Averaged 7.3 points and a team-high 8.3 rebounds in three games in the Bahamas, hitting 58.3 percent from the floor and 8-of-10 from the free throw line
- Had nine points and 14 rebounds in the opening win over the Atlantis All-Stars, 10 points and seven boards against Providence Storm
- Skilled and capable post player who earned some playing time as a freshman last season in relief of Tech's primary bigs ... Averaged 5.9 minutes off the bench in 19 games

Career Highs

Points: 10, vs Arkansas -- 11/26/15 ; at Syracuse -- 1/30/16
Rebounds: 9, Green Bay -- 11/19/15
Assists: 2, Cornell -- 11/13/15 ; Wofford -- 12/1/15
Steals: 2, at Syracuse -- 1/30/16
Blocks: 4, Virginia Tech -- 1/16/16
FG made: 5, vs Arkansas -- 11/26/15
FG attempts: 8, Syracuse -- 1/30/16
FT made: 3, at North Carolina -- 01/02/16 ; Duquesne -- 12/29/15
FT attempts: 4, at North Carolina -- 01/02/16 ; Duquesne -- 12/29/15
Minutes: 22, Arkansas -- 11/26/15 ; at Syracuse -- 1/30/16

0 • Charles Mitchell • F • 6-8 • Sr.

- Markedly improved his body by losing more than 20 pounds to get down to around 255 ... Lost 20 pounds of fat mass and only 2.67 pounds of lean body mass
- Has 19 double-doubles in a Tech uniform, seven last season, and 24 for his career
- Second among active ACC players in career rebounds (850) behind Devin Thomas of Wake Forest
- Has 45 double-digit scoring games and 34 double-digit rebound games in his career
- Surpassed 900 career points after scoring 14 at North Carolina (has 961)
- Has made tremendous strides at the free throw line, hitting 62.3 percent at Tech after connecting on just 41.7 percent in two seasons at Maryland
- Posted double-doubles in Tech's first nine games this season and in 12 games overall, leading the ACC ... Bidding to become the first Tech player to average double digits in both points and rebounds since Alvin Jones in 2000-01
- Leads the ACC and ranks 13th nationally in rebound average (10.5), fourth on the Tech team in scoring (10.9 ppg), hitting 51.3 percent from the floor
- No. 2 in the ACC with 3.91 offensive rebounds per game (13th in NCAA) ... Also is Tech's leader in steals (18)
- **In ACC games:** 8.1 ppg, 8.9 rpg, 41.0 pct. FG
- Had perhaps his best ACC game ever at Pittsburgh with 20 points (8-of-18 FG) and 17 rebounds, nine of them on the offensive end ... The 17 rebounds were the most for a Tech player in an ACC game since 2010
- Struggled on the offensive end since then, however, averaging just 5.6 points (high game=11) while attempting just 47 shots and making 17 ... Has posted three double-figure rebound games in that stretch
- Matched his career best in rebounds with 18, to go with 18 points, against Arkansas in the NIT Season Tipoff
- Scored a career-high of 21 points while hitting 10 of 11 shots from the floor in the season opener against Cornell
- Averaged 17.0 points and 8.0 rebounds in three games on Tech's summer trip to the Bahamas ... Hit 77.8 percent of his shots from the floor and 9-of-15 from the line ... Scored 28 points (10-12 FG, 8-9 FT) with 10 rebounds in the opening win over the Atlantis All-Stars
- Starting 4-man for Tech's first 18 games last season, off the bench in the last 13 ... Back in the starting lineup for his senior year
- Ranked 12th in the ACC in rebound average (7.0 per game) last year, and No. 2 in offensive rebounds (3.52, 20th nationally) last season

Maryland Career Highs

Points: 19, Delaware State -- 12/29/12
Rebounds: 18, at NC State -- 1/20/14
Assists: 3, vs. Iowa -- 4/2/13
Steals: 3, at Wake Forest -- 3/2/13
FG made: 8, Delaware State -- 12/29/12
FG attempts: 15, at Duke -- 2/15/14
FT made: 4, Lafayette -- 11/20/12
FT attempts: 9, Marist -- 11/22/13
Minutes: 31, at Clemson -- 3/2/14

Tech Career Highs

Points: 21, Cornell -- 11/13/15
Rebounds: 18, vs Arkansas -- 11/26/15
Assists: 3, vs Arkansas -- 11/26/15
Steals: 4, Tennessee -- 11/16/15
Blocks: 3, Tennessee -- 11/16/15 ; at Northwestern -- 12/03/14
FG made: 10, Cornell -- 11/13/15
FG attempts: 18, at Pittsburgh -- 1/6/16
FT made: 8, vs Arkansas -- 11/26/15
FT attempts: 11, Southeastern Louisiana -- 12/21/15
Minutes: 35, at Pittsburgh -- 1/6/16

BIO UPDATES

24 • Sylvester Ogbonda • F/C • 6-10 • Fr.

- Pronounced "oh-BOND-uh"
- Physically gifted post player who will sit out the 2015-16 season as a redshirt ... Long and mobile with excellent athletic ability ... Runs the floor well and is agile around the rim ... Good shot blocker who also blocks out well as a rebounder
- Originally from Nigeria, attended the National Christian Academy in Fort Washington ... Rated a three-star prospect by ESPN, Rivals and Scout, and was ranked as high as 26th nationally at the center position ... DMVElite.com ranked Ogbonda No. 6 in the class of 2015 (all positions) in the Washington, D.C./Maryland/Virginia footprint
- Averaged 12.7 minutes in three games on Tech's August trip to the Bahamas, averaging 6.0 points and 5.3 rebounds while hitting 8-of-12 shots from the floor ... Went 6-for-7 and scored 13 points in game 2 vs. Providence Storm

42 • Rand Rowland • G • 6-7 • Jr.

- Third year in the program as a non-scholarship player, joining the team in the summer of 2013, did not dress for games in 2013-14
- Made his Tech debut by playing the final two minutes against Appalachian State ... Played a career high four minutes vs. Green Bay
- Versatile athlete who played basketball, golf and tennis and ran cross country at White County High School
- Played three seasons of basketball for coach Sam Borg, earning second-team all-region honors in 2013
- Helped carry the golf team to the region 8AAA championship in 2013

Career Highs

Minutes: 4, Green Bay -- 11/19/15

2 • Adam Smith • G • 6-1 • Gr.

- Gives Tech an instant offensive boost with his ability to score from long range and against good defenses ... Also runs the point on occasion
- Leads the ACC and is 16th nationally in three-point field goals per game (3.18) and ranks fourth in percentage (41.9 pct., 47th in NCAA)
- Second on the team in scoring at 14.5 ppg with 40 assists and just 17 turnovers
- Committing just one turnover per 40 minutes this season, and has five in ACC games
- **In ACC games:** 16.4 ppg (12th), 40 pct. on threes (7th), 14-for-18 from the line, five turnovers in 291 minutes
- Has scored 20 or more points three times in ACC games, including 20 most recently at NC State (made four 3s)
- Reached double digits in 18 games, including an ACC career-high of 30 at Pittsburgh (10-of-16 FG, 8-of-13 on 3s) ... Overall career-best is 32 (with seven threes) against Wake Forest as a freshman at UNC Wilmington
- At Pitt, became the first Tech player to score 30 points since 2011 (Iman Shumpert at North Carolina) ... His eight threes were the most by a Tech player since 1996 (9 by Drew Barry vs. North Carolina), and were a record for the Petersen Events Center
- Made his ACC debut for Georgia Tech by making 6-of-10 from three-point range and scoring 20 points against North Carolina ... The six threes were his most this season until getting eight at Pitt
- Has hit at least one three in every game this season and in 24 straight dating back to last year ... Has hit one or more in 91 of 100 games in his college career
- Surpassed Tech's leader in threes from last season in the Jackets' first 12 games (Quinton Stephens had 32) ... His 70 for the season rank as the most for a Tech player in any of the last five seasons and are the most since Lewis Clinch's 71 (in 31 games) in the 2008-09 season
- His 234 threes for his career would rank sixth all-time at Georgia Tech if he had played his entire career with the Yellow Jackets
- Has scored 1,340 points in his career (began this season with 1,022), more than half of those (702) on three-point baskets
- Rated one of the nation's top 20 impact transfers by Jeff Goodman at ESPN.com and Jon Rothstein at CBSSports.com
- One of the top three-point marksmen in the ACC's in his last two seasons at Virginia Tech, where he averaged 12.7 points and hit 40.7 percent of his three-point attempts in 47 games ... Led the ACC in three-point percentage (42.4) in 2014-15
- Graduated in May from Virginia Tech with his bachelor's degree in communications and enrolled for the second summer session at Georgia Tech to begin graduate studies

Virginia Tech Career Highs

Points: 28, Radford -- 11/29/13

Rebounds: 7, Presbyterian -- 12/27/14

Assists: 5, Michigan State -- 11/23/13 ; Radford -- 11/29/13

Steals: 2, at North Carolina -- 1/18/15

Blocks: 1, 3 times

FG made: 9, Michigan State -- 11/23/13 ; Radford -- 11/26/14 ; Pittsburgh -- 1/27/15

FG attempts: 19, Michigan State -- 11/27/13

3FG made: 6, Morgan State -- 11/30/14 ; Pittsburgh -- 1/27/15

3FG attempts: 11, Pittsburgh -- 1/27/15

FT made: 8, Radford -- 11/29/13

FT attempts: 10, Radford -- 11/29/13

Minutes: 42, Pittsburgh -- 1/27/15

Georgia Tech Career Highs

Points: 30, at Pittsburgh -- 1/6/16

Rebounds: 5, East Tennessee State -- 11/22/15 ; at Tulane -- 12/5/15

Assists: 5, Cornell -- 11/13/15 ; Green Bay -- 11/19/15

Steals: 2, Louisville -- 1/23/16 ; at Tulane -- 12/5/15

FG made: 10, at Pittsburgh -- 1/6/16

FG attempts: 16, at Pittsburgh -- 1/6/16

3FG made: 8, at Pittsburgh -- 1/6/16

3FG attempts: 13, at Pittsburgh -- 1/6/16

FT made: 6, at NC State -- 1/27/16

FT attempts: 6, at NC State -- 1/27/16

Minutes: 34, at Syracuse -- 1/30/16

12 • Quinton Stephens • F • 6-9 • Jr.

- Slender sharpshooting forward who managed to gain 16 pounds, most of it lean body mass, since last season ... Streaky shooter with quick-strike capability
- Tech's sixth-leading scorer at 4.9 ppg ... 18-of-47 on threes (38.3 pct.), hitting 39.4 percent overall from the floor
- Made his first start of the season Jan. 9 against Virginia and scored a team-high 16 points ... Went 4-for-4 from three-point range and 6-for-8 overall, also blocking two shots and taking five rebounds, easily his best game of the season
- Has scored only 11 points in the five games since. 1-for-11 on threes, 6-for-25 overall ... Had scored a total of seven points in his previous five games (3-for-17 from the floor)
- Has three other double-figure games this season - 13 vs. Cornell (5-10 FG, 2-6 on 3s), 14 vs. Green Bay (5-11, 2-5) and 12 against Wofford (2-3 FG, 2-3 on 3s, 6-6 FT).
- Scored eight points in just 10 minutes at Tulane (fouled out)
- Scored six points against VCU, hitting a pair of threes on consecutive possessions in the second half to help Tech extend its lead
- Started Tech's first 11 games of last season, came off the bench in his last 19 during the regular season
- Has 13 career double-digit games, including a career-best of 22 points (6-of-8 threes) in last season's opening win over Georgia

Career Highs

Points: 22, Georgia -- 11/14/14

Rebounds: 10, IPFW -- 11/21/14

Assists: 4, Pittsburgh -- 1/14/14 ; Cornell -- 11/13/15

Steals: 3, at North Carolina -- 2/21/15

Blocks: 3, Boston College -- 1/25/15 ; USC Upstate -- 12/6/14

FG made: 7, Georgia -- 11/14/14

FG attempts: 14, Boston College -- 1/25/15

3FG made: 6, Georgia -- 11/14/14

3FG attempts: 9, Boston College -- 1/25/15 ; vs Boston College -- 3/10/15

FT made: 6, Wofford -- 12/1/15

FT attempts: 6, Wofford -- 12/1/15

Minutes: 34, IPFW -- 11/21/14

BIO UPDATES

33 • James White • F • 6-8 • Gr.

- Graduate transfer student from Arkansas-Little Rock who joined the Yellow Jackets after starting 42 games for the Trojans over the last two seasons
- Part of a strong four-man post rotation averaging 14.5 minutes per game ... Averaging 3.9 ppg and is hitting 47.6 percent from the floor
- Started Tech's last seven games ... Averaged 3.3 points, 4.4 rebounds and 14.3 minutes in those starts ... Has started nine games altogether this season
- Scored six points against Virginia with nine rebounds in 17 minutes ... His three field goals all came on putbacks of missed shots, and he had five offensive rebounds total ... Scored six points (3-5 FG) with three rebounds and two assists at NC State ... Four points, seven boards vs. Duke
- Earned his first start as a Yellow Jacket against Southeastern Louisiana and posted his second double-double of the season with 12 points (6-of-10 FG) and 13 rebounds (six offensive) in a season-high 22 minutes
- Has five or more rebounds in nine games this season ... His pro-rated rate of rebounds per 40 minutes is 13.6, second behind teammate Charles Mitchell (16.5), who ranks 11th in the nation in rebounds per game
- Tech's third-leading rebounder at 4.9 per game ... 40 of his 102 rebounds have come on the offensive end ... Averages 5.3 offensive boards per 40 minutes (Mitchell - 6.2)
- Played one of his best games of the season against VCU, scoring six points with eight rebounds (five offensive) and no turnovers in 16 minutes
- Impressive Tech debut with his sixth career double-double, scoring 14 points on 6-of-7 shooting with 11 rebounds
- Averaged 9.6 points and 5.0 rebounds while hitting 50.7 percent of his shots from the floor over the last three seasons at UALR, playing in 77 games altogether
- Played in 15 games with 14 starts last season at UALR in 2014-15 before a stress fracture in his tibia ended his season ... Averaged 11.9 points, 6.6 rebounds and 1.7 blocks in 27.1 minutes

UALR Career Highs

Points: 23, 2 times, last vs. Central Arkansas -- 11/29/14
Rebounds: 13, Cal State-Northridge -- 11/23/14
Assists: 4, 2 times, last vs. South Carolina -- 11/25/12
Steals: 2, 6 times, last vs. Arkansas State -- 3/1/14
Blocks: 4, 3 times, last at Georgia State -- 1/3/15
FG made: 10, Central Arkansas -- 11/29/14
FG attempts: 17, Louisiana -- 12/30/14
3FG made: 1, 3 times, last vs. Central Arkansas -- 11/29/14
3FG attempts: 3, Tulsa -- 12/15/12
FT made: 11, at Georgia State -- 1/18/14
FT attempts: 13, at Georgia State -- 1/18/14
Minutes: 36, at Western Kentucky -- 1/16/14

Tech Career Highs

Points: 14, Cornell -- 11/13/15
Rebounds: 13, Southeastern Louisiana -- 12/21/15
Assists: 1, Cornell -- 11/13/15 ; Tennessee -- 11/16/15 ; Wofford -- 12/1/15
Steals: 1, Tennessee -- 11/16/15 ; vs Arkansas -- 11/26/15
Blocks: 4, Tennessee -- 11/16/15
FG made: 6, Cornell -- 11/13/15 ; Southeastern Louisiana -- 12/21/15
FG attempts: 10, Southeastern Louisiana -- 12/21/15
FT made: 2, Cornell -- 11/13/15
FT attempts: 3, Cornell -- 11/13/15
Minutes: 22, Southeastern Louisiana -- 12/21/15

Head Coach Brian Gregory

Brian Gregory, who led the University of Dayton to 97 victories over his last four seasons there and worked under Tom Izzo at Michigan State when the Spartans won the 2000 NCAA Championship, was named Georgia Tech's head basketball coach on March 28, 2011.

Gregory is the 13th head coach in Yellow Jacket history.

Gregory coached eight seasons at Dayton where he compiled a record of 172-94 and participated in the NCAA Tournament or NIT five times. His 2003-04 and 2008-09 teams earned NCAA Tournament berths and in 2010 the Flyers captured the NIT crown after beating North Carolina in the championship game.

Gregory has gone about laying the foundation for similar success in the Yellow Jackets' program. Gregory's first season saw Tech score victories over a pair of NCAA Tournament teams in VCU and NC State, both away from home, and defeat Georgia in Athens for the program's first victory there in 35 years.

Tech has won 16 games each of the next two seasons, something the Yellow Jackets have not accomplished in back-to-back years since 2003-04 and only once since the mid-1990s. Tech also has beaten a top-25 team on the road each of the past three seasons (No. 6 Miami in 2013, No. 7 Syracuse in 2014, No. 23 Miami in 2015) and won seven ACC road games in the past three seasons after winning a total of three in the four years before that.

The Yellow Jackets have defeated rival Georgia for four straight years, something Tech hasn't done since the early 1960s, and beaten the Bulldogs twice in a row in Athens for the first time since 1961.

They developed their first All-ACC player in 2014 in center Daniel Miller, who made the all-conference third team in 2014 as well as the ACC All-Defensive team two years in a row.

With defense and rebounding the cornerstone tenets of his teams, the Yellow Jackets have consistently been one of the better defensive and rebounding teams in the Atlantic Coast Conference, and last year Tech led the ACC in offensive rebounding and set a school record for rebound margin.

Four players - Chris Bolden, Marcus Georges-Hunt, Trae Golden and Tadic Jackson - have made the ACC All-Academic team, while Georges-Hunt has been selected twice. All nine of the four-year seniors in the Tech program since Gregory arrived have graduated.

Gregory as a Head Coach

Season	School	Overall	Conference	Postseason
2003-04	Dayton	24-9	12-4/1st West	NCAA Tournament
2004-05	Dayton	18-11	10-6/T2nd West	
2005-06	Dayton	14-17	6-10/T11th	
2006-07	Dayton	19-12	8-8/T7th	
2007-08	Dayton	23-11	8-8/T7th	NIT
2008-09	Dayton	27-8	11-5/T2nd	NCAA Tournament
2009-10	Dayton	25-12	8-8/T7th	NIT Champions
2010-11	Dayton	22-14	7-9/T8th	NIT
Dayton Totals		172-94	70-58	
2011-12	Georgia Tech	11-20	4-12	--
2012-13	Georgia Tech	16-15	6-12	--
2013-14	Georgia Tech	16-17	6-12	--
2014-15	Georgia Tech	12-19	3-15	--
2015-16	Georgia Tech	12-9	2-6	--
Georgia Tech Totals		67-81	21-58	
Career Totals		239-175	91-116	

Gregory as an Assistant Coach

- Michigan State (1992-96, 1999-2003)
- Associate head coach under Tom Izzo, 2001-03
- Assistant coach under Tom Izzo, 1999-2000
- Assistant coach under Tom Izzo, 1995
- Assistant coach under Jud Heathcote 1992-94
- 2000 NCAA champions; Two Final Fours
- Northwestern (1997-99) - Assistant coach under Kevin O'Neill
- Toledo (1996-97)

Personal

- Master of arts in athletic administration at Michigan State, 1992
- Bachelor of arts in secondary education from Oakland University, 1990
- Three-time all-conference selection
- Named Academic All-American in 1990
- Inducted into Oakland University Hall of Fame in 1997
- Attended the U.S. Naval Academy in 1985-86
- Played on the Navy team that featured David Robinson and advanced to the Elite Eight of the NCAA Tournament
- Family: Gregory and his wife, Yvette, have two daughters, Isabella and Elyse

MISCELLANEOUS

Starting Lineups

Game	F	F	G	G	G
N13 CORNELL	Jacobs	Mitchell	Heath	Smith	Georges-Hunt
N16 TENNESSEE	Jacobs	Mitchell	Heath	Smith	Georges-Hunt
N19 GREEN BAY	Jacobs	Mitchell	Heath	Smith	Georges-Hunt
N22 EAST TENNESSEE STATE	Jacobs	Mitchell	Heath	Smith	Georges-Hunt
N26 vs. Arkansas	Jacobs	Mitchell	Heath	Smith	Georges-Hunt
N27 vs. Villanova	Jacobs	Mitchell	Heath	Smith	Georges-Hunt
D1 WOFFORD	Jacobs	Mitchell	Heath	Smith	Georges-Hunt
D5 at Tulane	Jacobs	Mitchell	Heath	Smith	Georges-Hunt
D15 VCU	Jacobs	Mitchell	Heath	Smith	Georges-Hunt
D19 at Georgia	Jacobs	Mitchell	Heath	Smith	Georges-Hunt
D21 SE LOUISIANA	White	Mitchell	Heath	Smith	Georges-Hunt
D23 COLGATE	White	Mitchell	Heath	Smith	Georges-Hunt
D29 DUQUESNE	Jacobs	Mitchell	Heath	Smith	Georges-Hunt
J2 at North Carolina	Jacobs	Mitchell	Heath	Smith	Georges-Hunt
J6 at Pittsburgh	Jacobs	Mitchell	Heath	Smith	Georges-Hunt
J9 VIRGINIA	White	Mitchell	Stephens	Smith	Georges-Hunt
J13 at Notre Dame	White	Mitchell	Stephens	Smith	Georges-Hunt
J16 VIRGINIA TECH	White	Mitchell	Stephens	Smith	Georges-Hunt
J23 LOUISVILLE	White	Mitchell	Jorgenson	Smith	Georges-Hunt
J27 at NC State	White	Jacobs	Heath	Smith	Georges-Hunt
J30 at Syracuse	White	Jacobs	Heath	Smith	Georges-Hunt
F2 DUKE	White	Jacobs	Heath	Smith	Georges-Hunt
F7 MIAMI					
F10 WAKE FOREST					
F13 at Clemson					
F17 at Florida State					
F20 NOTRE DAME					
F23 CLEMSON					
F27 at Boston College					
M1 at Louisville					
M5 PITTSBURGH					

Specialty Stats (GT/Opp)

Game	Paint	Off TO	2ndCh	FBreak	Bench
N13 CORNELL	64/28	17/8	29/7	29/16	49/31
N16 TENNESSEE	36/44	12/17	14/16	16/14	8/19
N19 GREEN BAY	38/40	20/17	21/12	15/22	40/40
N22 EAST TENNESSEE STATE	22/36	7/11	6/14	13/10	15/14
N26 vs. Arkansas	38/30	18/16	26/5	7/2	16/27
N27 vs. Villanova	30/28	8/14	11/5	4/4	19/18
D1 WOFFORD	26/30	13/7	15/6	4/6	37/32
D5 at Tulane	34/32	20/12	15/13	2/4	15/18
D15 VCU	32/26	17/19	14/16	8/16	18/32
D19 at Georgia	18/32	12/22	12/12	2/9	25/5
D21 SE LOUISIANA	28/34	9/6	19/6	15/13	17/8
D23 COLGATE	36/30	15/8	16/7	13/7	25/23
D29 DUQUESNE	24/34	12/9	7/13	9/23	12/14
J2 at North Carolina	28/46	14/9	8/13	4/10	9/18
J6 at Pittsburgh	30/36	5/9	20/17	9/7	12/18
J9 VIRGINIA	18/34	8/10	15/7	8/13	19/8
J13 at Notre Dame	32/38	8/4	16/16	0/4	21/8
J16 VIRGINIA TECH	52/38	20/14	11/3	28/14	33/27
J23 LOUISVILLE	30/32	10/8	15/10	14/17	32/28
J27 at NC State	36/30	10/10	15/11	11/0	14/9
J30 at Syracuse	28/30	7/16	13/11	0/2	19/7
F2 DUKE	46/30	11/4	7/12	14/17	23/10
F7 MIAMI					
F10 WAKE FOREST					
F13 at Clemson					
F17 at Florida State					
F20 NOTRE DAME					
F23 CLEMSON					
F27 at Boston College					
M1 at Louisville					
M5 PITTSBURGH					

Miscellaneous Game-by-Game

Opponent	Uniform	Tip	Large Lead	Large Deficit	Ties	Lead Changes	GT Led	Opp Led	Game Tied	1st GT Sub	Time	On the Floor at the End
CORNELL	White	GT	35	--	--	--	39:34	--	0:05	Jorgenson, Lammers	16:29	Heath, Heyward, Lammers, Rowland, White
TENNESSEE	White	UT	7	9	7	7	28:45	7:10	3:38	Jorgenson, Lammers, Stephens	16:02	Georges-Hunt, Jackson, Jacobs, Jorgenson, Mitchell
GREEN BAY	White	GT	37	--	--	--	39:40	--	0:20	Jorgenson, Lammers	15:42	Heyward, Jorgenson, Lammers, Rowland, Stephens
EAST TENN. ST.	Gold	GT	9	7	5	5	30:28	7:33	1:59	Lammers	16:23	Georges-Hunt, Jacobs, Jorgenson, Lammers, Smith
vs. Arkansas	White	ARK	10	2	2	2	37:44	0:33	1:43	Lammers	17:34	Georges-Hunt, Heath, Jorgenson, Mitchell, Stephens
vs. Villanova	Navy	VU	1	19	2	2	0:36	37:42	1:42	Jorgenson, Lammers	15:21	Heath, Jackson, Lammers, Stephens, White
WOFFORD	White	WOF	25	6	1	3	21:40	17:10	1:10	Jorgenson, Lammers, Stephens, White	14:32	Heyward, Jackson, Rowland, Stephens, White
at Tulane	Navy	TUL	10	5	5	7	30:56	5:13	2:53	Jorgenson, Stephens	14:58	Georges-Hunt, Heath, Jackson, Jorgenson, Mitchell
VCU	White	VCU	15	4	7	9	24:39	9:43	5:38	Jackson, Lammers	15:38	Georges-Hunt, Heath, Jackson, Mitchell, Smith
at Georgia	Gold	GT	5	15	4	8	6:58	28:56	4:06	Lammers	19:21	Georges-Hunt, Heath, Jackson, Stephens, White
SE LOUISIANA	White	SELA	24	2	0	1	37:52	0:54	1:14	Jorgenson, Lammers	14:49	Georges-Hunt, Heath, Mitchell, Smith, White
COLGATE	White	GT	22	1	1	2	39:06	0:25	0:29	Jorgenson, Lammers	14:22	Heyward, Jackson, Lammers, Rowland, Stephens
DUQUESNE	White	DUQ	12	9	7	11	11:32	25:15	3:13	Jorgenson, White	15:21	Georges-Hunt, Heath, Mitchell, Smith, Stephens
at North Carolina	Gold	GT	9	10	10	5	22:05	12:31	5:24	Lammers	17:36	Heyward, Jackson, Smith, Stephens, White
at Pittsburgh	Navy	GT	2	15	1	1	0:52	38:15	0:52	Jorgenson, White	15:17	Jackson, Jacobs, Jorgenson, Mitchell, Smith
VIRGINIA	White	GT	15	2	3	2	36:51	0:13	2:56	Jacobs	15:26	Georges-Hunt, Heath, Mitchell, Smith, Stephens
at Notre Dame	Navy	GT	2	9	6	2	0:42	34:07	5:11	Jacobs	17:53	Georges-Hunt, Heath, Jackson, Smith, Stephens
VIRGINIA TECH	White	GT	15	2	2	1	37:37	0:08	2:15	Heath, Jacobs, Lammers	15:21	Georges-Hunt, Jackson, Jacobs, Smith, Stephens
LOUISVILLE	White	GT	8	7	9	11	18:18	16:42	5:00	Jacobs	17:16	Jackson, Jorgenson, Lammers, Smith, Stephens
at NC State	Gold	GT	15	1	5	4	37:49	0:57	1:14	Mitchell, Stephens	15:18	Georges-Hunt, Heath, Jackson, Jacobs, Smith
at Syracuse	Gold	GT	4	7	10	9	10:06	20:05	9:49	Lammers, Mitchell	15:13	Georges-Hunt, Jackson, Lammers, Smith, White
DUKE	White	GT	7	17	5	9	19:02	17:13	3:21	Stephens	16:39	Georges-Hunt, Jackson, Jacobs, Smith, Stephens
MIAMI												
WAKE FOREST												
at Clemson												
at Florida State												
NOTRE DAME												
CLEMSON												
at Boston College												
at Louisville												
PITTSBURGH												



ROSTER AT-A-GLANCE

NUMERICAL

No.	Name	Pos.	Ht.	Wt.	Cl.	Hometown (High School/College)
0	Charles Mitchell*	F	6-8	256	Sr.	Atlanta, Ga. (Wheeler HS/Maryland)
1	Tadric Jackson*	G	6-2	209	So.	Tifton, Ga. (Tift County HS)
2	Adam Smith	G	6-1	165	Gr.	Jonesboro, Ga. (Fayette County HS/UNC Wilmington/Virginia Tech)
3	Marcus Georges-Hunt***	G	6-5	216	Sr.	College Park, Ga. (North Clayton HS)
5	Corey Heyward**	G	6-1	210	r-Jr.	Duluth, Ga. (Peachtree Ridge HS/Hargrave Military Academy)
10	Travis Jorgenson**	G	6-0	184	r-So.	Columbia, Mo. (Rock Bridge HS/New Hampton School)
11	Josh Heath*	G	6-2	179	Jr.	Tampa, Fla. (Tampa Prep/South Florida)
12	Quinton Stephens**	F	6-9	203	Jr.	Atlanta, Ga. (Marist School)
24	Sylvester Ogbonda	F	6-10	238	Fr.	Port Harcourt, Md. (National Christian Academy, Fort Washington, Md.)
32	Nick Jacobs	F	6-8	262	r-Sr.	Atlanta, Ga. (South Atlanta HS/Alabama)
33	James White	F	6-8	226	Gr.	Jonesboro, Ga. (Jonesboro HS/Arkansas-Little Rock)
34	Abdoulaye Gueye*	F	6-9	218	So.	Dakar, Senegal (Central Park Christian/Birmingham, Ala.)
42	Rand Rowland*	F	6-7	213	Jr.	Cleveland, Ga. (White County HS)
44	Ben Lammers*	C	6-10	231	So.	San Antonio, Texas (Alamo Heights HS)

ALPHABETICAL

No.	Name	Pos.	Ht.	Wt.	Cl.	Hometown (High School/College)
3	Marcus Georges-Hunt***	G	6-5	216	Sr.	College Park, Ga. (North Clayton HS)
34	Abdoulaye Gueye*	F	6-9	218	So.	Dakar, Senegal (Central Park Christian-Birmingham, Ala.)
11	Josh Heath*	G	6-2	179	Sr.	Tampa, Fla. (Tampa Prep/South Florida)
5	Corey Heyward**	G	6-1	210	r-Jr.	Duluth, Ga. (Peachtree Ridge HS/Hargrave Military Academy)
1	Tadric Jackson*	G	6-2	209	So.	Tifton, Ga. (Tift County HS)
32	Nick Jacobs	F	6-8	260	r-Sr.	Atlanta, Ga. (South Atlanta HS/Alabama)
10	Travis Jorgenson**	G	6-0	184	r-So.	Columbia, Mo. (Rock Bridge HS/New Hampton School)
44	Ben Lammers*	C	6-10	231	So.	San Antonio, Texas (Alamo Heights HS)
0	Charles Mitchell*	F	6-8	256	Sr.	Atlanta, Ga. (Wheeler HS/Maryland)
24	Sylvester Ogbonda	F	6-10	238	Fr.	Port Harcourt, Md. (National Christian Academy, Fort Washington, Md.)
42	Rand Rowland*	F	6-7	213	Jr.	Cleveland, Ga. (White County HS)
2	Adam Smith	G	6-1	165	Gr.	Jonesboro, Ga. (Fayette County HS/UNC Wilmington/Virginia Tech)
12	Quinton Stephens**	F	6-9	203	Jr.	Atlanta, Ga. (Marist School)
33	James White	F	6-8	226	Gr.	Jonesboro, Ga. (Jonesboro HS/Arkansas-Little Rock)

*denotes varsity letters earned

Head Coach: Brian Gregory (Oakland, 1990), 5th year

Associate Head Coach: Chad Dollar (Milligan, 1996), 5th year

Assistant Coaches: Tom Herrion (Merrimack, 1989), 2nd year; Mamadou N'Diaye (Auburn, 2011), 2nd year

Director of Player Development: Bruce Evans (Furman, 1992), 4th year

Director of Basketball Operations: Chris Jacobs (Coe College, 1999), 12th year

Strength and Conditioning Coach: Mike Bewley (Eastern Kentucky, 1998), 5th year

Athletic Trainer: Richard Stewart (Salisbury, 2005), 9th year

Video Coordinator: Billy Hubly (Saint Francis, 2012), 1st year

Pronunciations

Abdoulaye Gueye ab-DOO-lay gay

Tadric Jackson TODD-rick

Mamadou N'Diaye MAMA-doo IN-jye

Sylvester Ogbonda oh-BOND-uh

BY CLASS

Freshmen: Sylvester Ogbonda

Sophomores: Abdoulaye Gueye, Tadric Jackson, Travis Jorgenson (r), Ben Lammers

Juniors: Josh Heath, Corey Heyward (r), Rand Rowland, Quinton Stephens

Seniors: Marcus Georges-Hunt, Nick Jacobs (r), Charles Mitchell, Adam Smith, James White

BY STATE/COUNTRY

Florida: Josh Heath

Georgia: Corey Heyward, Marcus Georges-Hunt, Tadric Jackson, Nick Jacobs, Charles Mitchell, Rand Rowland, Adam Smith, Quinton Stephens, James White

Missouri: Travis Jorgenson

Nigeria: Sylvester Ogbonda

Senegal: Abdoulaye Gueye

Texas: Ben Lammers

BY BIRTHDATE

January 11, 1996 Sylvester Ogbonda

March 1, 1995 Quinton Stephens

March 28, 1994 Marcus Georges-Hunt

July 26, 1993 James White

April 26, 1995 Travis Jorgenson

August 8, 1995 Rand Rowland

August 29, 1993 Corey Heyward

September 25, 1992 Nick Jacobs

October 26, 1994 Tadric Jackson

November 12, 1995 Ben Lammers

November 24, 1994 Abdoulaye Gueye

November 8, 1992 Adam Smith

December 28, 1994 Josh Heath

BY MAJOR

Building Construction/Facility Management (Masters): James White

Business Administration: Abdoulaye Gueye, Josh Heath, Corey Heyward, Tadric Jackson, Travis Jorgenson, Rand Rowland, Quinton Stephens

History, Science & Technology: Nick Jacobs, Charles Mitchell

Mechanical Engineering: Ben Lammers

Music Technology, Music Production and

Multimedia (Masters): Adam Smith

Public Policy: Aaron Peek

Science, Technology and Culture: Marcus Georges-Hunt

BY HEIGHT

6-0 Travis Jorgenson

6-1 Corey Heyward, Adam Smith

6-2 Josh Heath, Tadric Jackson

6-5 Marcus Georges-Hunt


6-7 Rand Rowland

6-8 Nick Jacobs, Charles Mitchell, James White

6-9 Abdoulaye Gueye, Quinton Stephens


6-10 Ben Lammers, Sylvester Ogbonda

RADIO/TV ROSTER



Marcus Georges-Hunt
G • 6-5 • Sr.

3



Abdoulaye Gueye
F • 6-9 • So.

34




Josh Heath
G • 6-2 • Jr.

11




Corey Heyward
G • 6-1 • r-Jr.

5



Tadic Jackson
G • 6-2 • So.

1



Nick Jacobs
F • 6-8 • r-Sr.

32



Travis Jorgenson
G • 6-0 • r-So.

10




Ben Lammers
C • 6-10 • So.

44



Charles Mitchell
F • 6-8 • Sr.

0




Sylvester Ogbonda
F • 6-10 • Fr.

24



Rand Rowland
F • 6-7 • Jr.

42



Adam Smith
G • 6-1 • Gr.

2



Quinton Stephens
F • 6-9 • Jr.

12



James White
F • 6-8 • Gr.

33



Brian Gregory
Head Coach



Chad Dollar
Associate Head Coach



Tom Herrion
Assistant Coach



Mamadou N'Diaye
Assistant Coach



Bruce Evans
Director of Player Development



Chris Jacobs
Director of Operations



Mike Bewley
Strength & Conditioning Coach



Richard Stewart
Athletic Trainer



Billy Hubly
Video Coordinator

GAME NOTES

2015-16 Georgia Tech Basketball
 Georgia Tech Combined Team Statistics (as of Feb 02, 2016)
All games

RECORD:	OVERALL	HOME	AWAY	NEUTRAL
ALL GAMES	12-10	9-4	2-5	1-1
CONFERENCE	2-7	1-3	1-4	0-0
NON-CONFERENCE	10-3	8-1	1-1	1-1

##	Player	gp-gs	min	avg	Total		3-Point		F-Throw		Rebounds				pf	dq	a	to	blk	stl	pts	avg
					fg-fga	fg%	3fg-fga	3fg%	ft-fa	ft%	off	def	tot	avg								
03	Georges-Hunt, Marcus	22-22	666	30.3	101-229	.441	22-69	.319	119-144	.826	18	55	73	3.3	58	2	58	46	10	19	343	15.6
02	Smith, Adam	22-22	632	28.7	111-275	.404	70-167	.419	26-35	.743	8	47	55	2.5	37	1	40	17	0	7	318	14.5
32	Jacobs, Nick	22-16	494	22.5	107-218	.491	0-0	.000	40-50	.800	45	89	134	6.1	45	0	7	28	19	11	254	11.5
00	Mitchell, Charles	22-19	557	25.3	98-191	.513	0-0	.000	44-76	.579	86	145	231	10.5	57	2	15	34	13	19	240	10.9
01	Jackson, Tadic	22-0	314	14.3	38-112	.339	11-48	.229	25-40	.625	4	22	26	1.2	27	0	26	14	1	7	112	5.1
12	Stephens, Quinton	22-3	335	15.2	37-94	.394	18-47	.383	15-23	.652	21	47	68	3.1	30	1	23	17	8	8	107	4.9
33	White, James	22-9	319	14.5	40-84	.476	0-0	.000	6-16	.375	43	66	109	5.0	56	0	9	13	17	4	86	3.9
44	Lammers, Ben	22-0	327	14.9	35-57	.614	0-0	.000	14-22	.636	32	60	92	4.2	38	0	12	8	26	8	84	3.8
11	Heath, Josh	22-18	451	20.5	25-63	.397	4-14	.286	19-24	.792	8	20	28	1.3	46	0	80	23	2	14	73	3.3
10	Jorgenson, Travis	18-1	277	15.4	20-54	.370	9-35	.257	0-4	.000	2	18	20	1.1	17	0	48	12	0	8	49	2.7
05	Heyward, Corey	5-0	18	3.6	1-3	.333	0-1	.000	0-0	.000	0	1	1	0.2	0	0	0	1	0	0	2	0.4
42	Rowland, Rand	4-0	10	2.5	0-0	.000	0-0	.000	0-0	.000	0	0	0	0.0	3	0	0	1	0	0	0	0.0
Team											37	21	58				8				2	
Total.....		22	4400		613-1380	.444	134-381	.352	308-434	.710	304	591	895	40.7	414	6	318	222	96	105	1670	75.9
Opponents.....		22	4400		566-1294	.437	131-406	.323	317-449	.706	212	515	727	33.0	410	10	269	223	65	89	1580	71.8

TEAM STATISTICS	GT	OPP	Date	Opponent	Score	Att.
SCORING	1670	1580	11/13/15	CORNELL	w 116-81	6459
Points per game	75.9	71.8	11/16/15	TENNESSEE	w 69-67	5467
Scoring margin	+4.1	-	11/19/15	GREEN BAY	w 107-77	4252
FIELD GOALS-ATT	613-1380	566-1294	11/22/15	EAST TENNESSEE STATE	L 68-69	4665
Field goal pct	.444	.437	# 11/26/15	vs Arkansas	w 83-73	1283
3 POINT FG-ATT	134-381	131-406	# 11/27/15	vs Villanova	L 52-69	4156
3-point FG pct	.352	.323	12/1/15	WOFFORD	w 77-61	4389
3-pt FG made per game	6.1	6.0	12/5/15	at Tulane	w 76-68	2005
FREE THROWS-ATT	308-434	317-449	12/15/15	VCU	w 77-64	5219
Free throw pct	.710	.706	12/19/15	at Georgia	L 61-75	8011
F-Throws made per game	14.0	14.4	12/21/15	SOUTHEASTERN LOUISIANA	w 75-62	4563
REBOUNDS	895	727	12/23/15	COLGATE	w 76-60	4638
Rebounds per game	40.7	33.0	12/29/15	DUQUESNE	w 73-67	5417
Rebounding margin	+7.6	-	* 01/02/16	at North Carolina	L 78-86	17392
ASSISTS	318	269	* 1/6/16	at Pittsburgh	L 84-89	10249
Assists per game	14.5	12.2	* 1/9/16	VIRGINIA	w 68-64	8073
TURNOVERS	222	223	** 1/13/16	at Notre Dame	L 64-72	7795
Turnovers per game	10.1	10.1	* 1/16/16	VIRGINIA TECH	L 77-78	6470
Turnover margin	+0.0	-	* 1/23/16	LOUISVILLE	L 71-75	7829
Assist/turnover ratio	1.4	1.2	* 1/27/16	at NC State	w 90-83	15945
STEALS	105	89	* 1/30/16	at Syracuse	L 57-60	25235
Steals per game	4.8	4.0	* 2/2/16	DUKE	L 71-80	8600
BLOCKS	96	65				
Blocks per game	4.4	3.0				
ATTENDANCE	76041	92071				
Home games-Avg/Game	13-5849	7-12376				
Neutral site-Avg/Game	-	2-2720				

* = Conference game
 # - NIT Season Tipoff, Barclays Center, Brooklyn, N.Y.

Score by Periods	1st	2nd	Totals
Georgia Tech	834	836	1670
Opponents	729	851	1580

2015-16 Georgia Tech Basketball
 Georgia Tech Combined Team Statistics (as of Feb 02, 2016)
Conference games

RECORD:	OVERALL	HOME	AWAY	NEUTRAL
ALL GAMES	2-7	1-3	1-4	0-0
CONFERENCE	2-7	1-3	1-4	0-0
NON-CONFERENCE	0-0	0-0	0-0	0-0

##	Player	gp-gs	min	avg	Total		3-Point		F-Throw		Rebounds				pf	dq	a	to	blk	stl	pts	avg
					fg-fga	fg%	3fg-fga	3fg%	ft-fta	ft%	off	def	tot	avg								
03	Georges-Hunt, Marcus	9-9	304	33.8	49-106	.462	7-28	.250	49-58	.845	6	25	31	3.4	31	2	33	19	6	8	154	17.1
02	Smith, Adam	9-9	291	32.3	51-132	.386	32-80	.400	14-18	.778	6	20	26	2.9	16	0	17	5	0	2	148	16.4
32	Jacobs, Nick	9-5	218	24.2	52-104	.500	0-0	.000	18-22	.818	16	40	56	6.2	18	0	1	11	4	8	122	13.6
00	Mitchell, Charles	9-6	208	23.1	32-78	.410	0-0	.000	9-24	.375	34	46	80	8.9	24	2	8	15	4	5	73	8.1
01	Jackson, Tadic	9-0	124	13.8	15-40	.375	4-19	.211	11-14	.786	2	10	12	1.3	13	0	9	6	1	3	45	5.0
12	Stephens, Quinton	9-3	137	15.2	13-36	.361	5-16	.313	2-6	.333	9	20	29	3.2	14	0	6	6	4	5	33	3.7
44	Lammers, Ben	9-0	144	16.0	11-23	.478	0-0	.000	8-11	.727	19	24	43	4.8	19	0	4	1	12	3	30	3.3
33	White, James	9-7	124	13.8	12-27	.444	0-0	.000	1-4	.250	12	26	38	4.2	24	0	5	4	7	0	25	2.8
11	Heath, Josh	9-5	164	18.2	5-20	.250	1-1	1.000	8-12	.667	1	7	8	0.9	21	0	25	7	0	4	19	2.1
10	Jorgenson, Travis	6-1	85	14.2	4-11	.364	1-4	.250	0-0	.000	1	7	8	1.3	6	0	15	6	0	1	9	1.5
05	Heyward, Corey	1-0	1	1.0	0-0	.000	0-0	.000	0-0	.000	0	0	0	0.0	0	0	0	0	0	0	0	0.0
Team											12	8	20					4			2	
Total.....		9	1800		244-577	.423	50-148	.338	120-169	.710	118	233	351	39.0	186	4	123	84	38	39	660	73.3
Opponents.....		9	1800		231-513	.450	47-143	.329	178-237	.751	84	234	318	35.3	164	5	117	80	31	35	687	76.3

TEAM STATISTICS	GT	OPP	Date	Opponent	Score	Att.
SCORING	660	687	* 01/02/16	at North Carolina	L 78-86	17392
Points per game	73.3	76.3	* 1/6/16	at Pittsburgh	L 84-89	10249
Scoring margin	-3.0	-	* 1/9/16	VIRGINIA	W 68-64	8073
FIELD GOALS-ATT	244-577	231-513	** 1/13/16	at Notre Dame	L 64-72	7795
Field goal pct	.423	.450	* 1/16/16	VIRGINIA TECH	L 77-78	6470
3 POINT FG-ATT	50-148	47-143	* 1/23/16	LOUISVILLE	L 71-75	7829
3-point FG pct	.338	.329	* 1/27/16	at NC State	W 90-83	15945
3-pt FG made per game	5.6	5.2	* 1/30/16	at Syracuse	L 57-60	25235
FREE THROWS-ATT	120-169	178-237	* 2/2/16	DUKE	L 71-80	8600
Free throw pct	.710	.751				
F-Throws made per game	13.3	19.8	* = Conference game			
REBOUNDS	351	318	# - NIT Season Tipoff, Barclays Center, Brooklyn, N.Y.			
Rebounds per game	39.0	35.3				
Rebounding margin	+3.7	-				
ASSISTS	123	117				
Assists per game	13.7	13.0				
TURNOVERS	84	80				
Turnovers per game	9.3	8.9				
Turnover margin	-0.4	-				
Assist/turnover ratio	1.5	1.5				
STEALS	39	35				
Steals per game	4.3	3.9				
BLOCKS	38	31				
Blocks per game	4.2	3.4				
ATTENDANCE	30972	76616				
Home games-Avg/Game	4-7743	5-15323				
Neutral site-Avg/Game	-	0-0				

Score by Periods	1st	2nd	Totals
Georgia Tech	344	316	660
Opponents	304	383	687

2015-16 Georgia Tech Basketball
Georgia Tech Points-Rebounds-Assists (as of Feb 02, 2016)
All games

Opponent	Date	Score		00	01	02	03	05	10	11
				MITCHELL,C	JACKSON,TA	SMITH,ADAM	GEORGES-HU	HEYWARD,CO	JORGENSEN,	HEATH,JOSH
CORNELL	11/13/15	116-81	w	21-11-1	11-1-2	13-3-5	17-4-2	0-0-0	5-0-5	4-2-7
TENNESSEE	11/16/15	69-67	w	12-12-0	4-2-1	9-0-2	17-7-2	DNP	0-1-2	0-2-5
GREEN BAY	11/19/15	107-77	w	15-12-0	6-0-1	14-2-5	13-1-5	2-1-0	5-1-3	13-0-3
EAST TENNESSEE STATE	11/22/15	68-69	L	10-11-0	5-0-1	10-5-2	20-1-1	DNP	0-3-3	0-2-4
vs Arkansas	11/26/15	83-73	w	18-18-3	0-0-0	19-3-0	19-6-2	DNP	2-1-4	4-3-5
vs Villanova	11/27/15	52-69	L	16-11-0	7-1-0	3-2-0	6-2-2	DNP	2-1-1	6-2-4
WOFFORD	12/1/15	77-61	w	10-15-0	7-2-2	16-1-1	6-5-1	0-0-0	8-0-1	4-1-4
at Tulane	12/5/15	76-68	w	14-14-0	0-1-0	13-5-2	19-2-1	DNP	5-0-2	0-1-1
VCU	12/15/15	77-64	w	12-11-0	6-3-4	9-4-2	20-1-2	DNP	DNP	12-2-1
at Georgia	12/19/15	61-75	L	0-4-0	14-1-1	11-0-2	11-3-0	DNP	0-1-2	4-1-3
SOUTHEASTERN LOUISIA	12/21/15	75-62	w	14-15-1	1-1-2	16-0-0	14-2-1	DNP	3-1-2	2-1-9
COLGATE	12/23/15	76-60	w	18-7-0	2-0-2	20-2-1	7-2-2	0-0-0	7-3-6	2-2-4
DUQUESNE	12/29/15	73-67	w	7-10-2	4-2-1	17-2-1	20-6-4	DNP	3-0-2	3-1-5
at North Carolina	01/02/16	78-86	L	14-6-0	0-0-1	20-3-1	25-6-2	0-0-0	0-1-5	2-0-6
at Pittsburgh	1/6/16	84-89	L	20-17-1	7-2-2	30-1-0	14-4-6	DNP	3-1-2	0-1-1
VIRGINIA	1/9/16	68-64	w	6-6-2	0-3-0	16-6-2	5-1-4	DNP	DNP	1-0-3
at Notre Dame	1/13/16	64-72	L	7-13-0	7-1-0	15-2-2	18-3-3	DNP	0-0-0	2-3-5
VIRGINIA TECH	1/16/16	77-78	L	6-5-3	7-2-1	5-1-3	27-4-2	DNP	2-3-4	3-0-2
LOUISVILLE	1/23/16	71-75	L	2-10-1	6-2-0	12-2-2	23-5-2	DNP	2-2-1	6-0-2
at NC State	1/27/16	90-83	w	11-10-1	2-1-2	20-3-2	26-3-3	DNP	DNP	4-3-2
at Syracuse	1/30/16	57-60	L	5-7-0	1-1-3	13-2-4	6-3-4	DNP	DNP	1-1-1
DUKE	2/2/16	71-80	L	2-6-0	15-0-0	17-6-1	10-2-7	DNP	2-1-3	0-0-3

Opponent	Date	Score		12	32	33	42	44
				STEPHENS,Q	JACOBS,NIC	WHITE,JAME	ROWLAND,RA	LAMMERS,BE
CORNELL	11/13/15	116-81	w	13-7-4	12-5-1	14-11-1	0-0-0	6-2-2
TENNESSEE	11/16/15	69-67	w	0-2-1	23-9-1	2-7-1	DNP	2-2-0
GREEN BAY	11/19/15	107-77	w	14-8-2	12-8-3	5-5-0	0-0-0	8-9-1
EAST TENNESSEE STATE	11/22/15	68-69	L	5-1-1	13-4-0	1-4-0	DNP	4-3-0
vs Arkansas	11/26/15	83-73	w	2-3-0	7-1-0	2-1-0	DNP	10-8-1
vs Villanova	11/27/15	52-69	L	6-0-0	2-7-0	4-3-0	DNP	0-2-0
WOFFORD	12/1/15	77-61	w	12-2-2	4-4-0	5-6-1	0-0-0	5-2-2
at Tulane	12/5/15	76-68	w	8-2-0	13-9-0	2-0-0	DNP	2-1-0
VCU	12/15/15	77-64	w	6-2-2	6-6-0	6-8-0	DNP	0-2-0
at Georgia	12/19/15	61-75	L	3-1-1	10-6-1	4-8-0	DNP	4-5-0
SOUTHEASTERN LOUISIA	12/21/15	75-62	w	0-1-3	9-4-0	12-13-0	DNP	4-4-1
COLGATE	12/23/15	76-60	w	5-6-0	7-6-0	4-2-1	0-0-0	4-3-0
DUQUESNE	12/29/15	73-67	w	0-4-1	14-9-0	0-3-0	DNP	5-6-1
at North Carolina	01/02/16	78-86	L	2-1-0	6-1-0	2-4-0	DNP	5-6-1
at Pittsburgh	1/6/16	84-89	L	0-0-0	8-6-0	0-3-0	DNP	2-3-2
VIRGINIA	1/9/16	68-64	w	16-5-1	16-6-0	6-9-0	DNP	2-3-0
at Notre Dame	1/13/16	64-72	L	2-5-0	10-4-0	1-2-1	DNP	2-7-0
VIRGINIA TECH	1/16/16	77-78	L	4-3-1	15-7-0	2-5-0	DNP	6-6-0
LOUISVILLE	1/23/16	71-75	L	4-3-1	16-10-0	0-1-0	DNP	0-4-0
at NC State	1/27/16	90-83	w	0-3-2	20-7-1	6-3-2	DNP	1-4-0
at Syracuse	1/30/16	57-60	L	3-6-0	14-7-0	4-4-1	DNP	10-7-1
DUKE	2/2/16	71-80	L	2-3-1	17-8-0	4-7-1	DNP	2-3-0

2015-16 Georgia Tech Basketball
 Georgia Tech Team Game-by-Game Comparison (as of Feb 02, 2016)
All games

Opponent	1st	2nd	Score	Mar	Total FG	FG Pct	3-Pointers	3FG Pct	Free Throws	FT Pct	Rebounds	Assist	T/Over	Block	Steal	Fouls
CORNELL	57/49	59/32	116-81	+35	47-78/28-60	.603/.467	8-23/13-31	.348/.419	14-23/12-19	.609/.632	48/24 +24	30/14	6/13	2/0	8/2	19/21
TENNESSEE	40/38	29/29	69-67	+2	28-71/27-77	.394/.351	2-19/4-15	.105/.267	11-18/9-17	.611/.529	47/53 (6)	15/9	14/16	12/4	10/6	19/16
GREEN BAY	56/30	51/47	107-77	+30	42-75/29-71	.560/.408	11-24/6-19	.458/.316	12-18/13-21	.667/.619	51/31 +20	23/14	12/10	9/2	4/7	20/16
EAST TENNESSEE STATE	32/27	36/42	68-69	(1)	22-54/27-57	.407/.474	5-17/6-17	.294/.353	19-22/9-10	.864/.900	35/28 +7	12/8	9/7	3/1	4/6	14/23
Arkansas	41/38	42/35	83-73	+10	28-60/26-60	.467/.433	8-16/6-14	.500/.429	19-27/15-23	.704/.652	50/26 +24	15/14	16/12	2/5	5/6	20/23
Villanova	23/30	29/39	52-69	(17)	20-56/27-51	.357/.529	2-14/8-27	.143/.296	10-15/7-11	.667/.636	39/28 +11	7/9	14/10	1/3	2/5	16/18
WOFFORD	32/30	45/31	77-61	+16	24-53/23-55	.453/.418	8-18/3-17	.444/.176	21-29/12-12	.724/1000	40/22 +18	14/13	8/8	5/2	3/4	16/26
Tulane	39/38	37/30	76-68	+8	30-69/26-58	.435/.448	6-17/7-21	.353/.333	10-14/9-17	.714/.529	38/37 +1	6/10	10/16	3/3	9/1	19/17
VCU	27/27	50/37	77-64	+13	24-56/23-71	.429/.324	5-12/6-27	.417/.222	24-26/12-12	.923/1000	41/36 +5	11/10	15/13	3/3	5/6	14/22
Georgia	34/33	27/42	61-75	(14)	20-51/24-50	.392/.480	7-20/6-15	.350/.400	14-17/21-32	.824/.656	34/35 (1)	10/15	12/11	4/5	4/4	28/19
SOUTHEASTERN LOUISIANA	34/21	41/41	75-62	+13	27-62/25-55	.435/.455	9-22/4-16	.409/.250	12-20/8-13	.600/.615	43/29 +14	19/12	8/10	2/3	4/2	12/16
COLGATE	40/28	36/32	76-60	+16	33-59/23-47	.559/.489	5-13/6-16	.385/.375	5-11/8-15	.455/.533	34/21 +13	16/10	7/9	5/2	4/3	16/10
DUQUESNE	35/36	38/31	73-67	+6	24-59/27-69	.407/.391	8-18/9-28	.444/.321	17-25/4-10	.680/.400	44/39 +5	17/14	7/8	7/1	4/2	15/19
North Carolina	42/39	36/47	78-86	(8)	27-64/30-59	.422/.508	7-15/2-12	.467/.167	15-19/24-29	.789/.828	29/39 (10)	16/13	9/11	4/4	8/2	25/18
Pittsburgh	36/42	48/47	84-89	(5)	33-68/29-59	.485/.492	10-20/6-13	.500/.462	8-15/25-30	.533/.833	38/34 +4	14/15	10/4	4/3	2/4	22/20
VIRGINIA	35/24	33/40	68-64	+4	24-55/23-57	.436/.404	8-15/4-18	.533/.222	12-18/14-22	.667/.636	41/29 +12	12/11	9/7	4/2	3/4	17/19
Notre Dame	27/30	37/42	64-72	(8)	24-72/21-54	.333/.389	5-19/2-15	.263/.133	11-17/28-32	.647/.875	43/43 -	11/11	5/6	3/3	2/3	21/16
VIRGINIA TECH	43/33	34/45	77-78	(1)	32-66/23-51	.485/.451	4-15/4-12	.267/.333	9-16/28-36	.563/.778	38/31 +7	16/12	13/14	10/5	3/5	25/19
LOUISVILLE	39/32	32/43	71-75	(4)	24-57/27-61	.421/.443	4-13/6-18	.308/.333	19-23/15-25	.826/.600	41/33 +8	9/13	11/6	4/2	4/5	21/17
NC State	47/33	43/50	90-83	+7	28-66/29-64	.424/.453	5-14/6-14	.357/.429	29-34/19-24	.853/.792	43/35 +8	15/11	9/10	5/4	7/4	20/24
Syracuse	35/35	22/25	57-60	(3)	21-56/21-50	.375/.420	5-18/6-18	.278/.333	10-16/12-21	.625/.571	40/35 +5	14/15	12/12	2/4	6/5	19/14
DUKE	40/36	31/44	71-80	(9)	31-73/28-58	.425/.483	2-19/11-23	.105/.478	7-11/13-18	.636/.722	38/39 (1)	16/16	6/10	2/4	4/3	16/17

Note: Game totals are displayed in the format TEAM/OPPONENT for each category

2015-16 Georgia Tech Basketball
 Georgia Tech Individual Game-by-Game (as of Feb 02, 2016)
All games

#00 Mitchell, Charles

Opponent	Date	gs	min	Total		3-Pointers		Free throws		Rebounds				pf	a	t/o	blk	stl	pts	avg	
				fg-fga	pct	3fg-fga	pct	ft-fga	pct	off	def	tot	avg								
CORNELL	11/13/15	*	21	10-11	.909	0-0	.000	1-2	.500	5	6	11	11.0	0	1	1	1	1	21	21.0	
TENNESSEE	11/16/15	*	27	5-8	.625	0-0	.000	2-3	.667	2	10	12	11.5	4	0	5	3	4	12	16.5	
GREEN BAY	11/19/15	*	23	6-11	.545	0-0	.000	3-4	.750	6	6	12	11.7	3	0	2	0	0	15	16.0	
EAST TENNESSEE STAT	11/22/15	*	28	4-9	.444	0-0	.000	2-2	1.000	2	9	11	11.5	2	0	0	0	2	10	14.5	
vs Arkansas	11/26/15	*	32	5-8	.625	0-0	.000	8-10	.800	7	11	18	12.8	3	3	2	0	0	18	15.2	
vs Villanova	11/27/15	*	30	7-12	.583	0-0	.000	2-2	1.000	4	7	11	12.5	2	0	1	0	1	16	15.3	
WOFFORD	12/1/15	*	25	3-5	.600	0-0	.000	4-7	.571	6	9	15	12.9	2	0	0	0	0	10	14.6	
at Tulane	12/5/15	*	32	6-11	.545	0-0	.000	2-4	.500	4	10	14	13.0	4	0	1	1	2	14	14.5	
VCU	12/15/15	*	31	6-10	.600	0-0	.000	0-0	.000	3	8	11	12.8	1	0	1	1	2	12	14.2	
at Georgia	12/19/15	*	15	0-3	.000	0-0	.000	0-0	.000	0	4	4	11.9	4	0	0	2	0	0	12.8	
SOUTHEASTERN LOUISI	12/21/15	*	29	4-9	.444	0-0	.000	6-11	.545	6	9	15	12.2	2	1	2	0	1	14	12.9	
COLGATE	12/23/15	*	25	8-10	.800	0-0	.000	2-3	.667	3	4	7	11.8	3	0	2	1	0	18	13.3	
DUQUESNE	12/29/15	*	31	2-6	.333	0-0	.000	3-4	.750	4	6	10	11.6	3	2	2	0	1	7	12.8	
at North Carolina	01/02/16	*	18	7-13	.538	0-0	.000	0-0	.000	2	4	6	11.2	5	0	1	0	0	14	12.9	
at Pittsburgh	1/6/16	*	35	8-18	.444	0-0	.000	4-8	.500	9	8	17	11.6	3	1	3	0	1	20	13.4	
VIRGINIA	1/9/16	*	29	3-8	.375	0-0	.000	0-1	.000	2	4	6	11.3	4	2	3	1	1	6	12.9	
at Notre Dame	1/13/16	*	25	3-9	.333	0-0	.000	1-2	.500	4	9	13	11.4	1	0	2	0	1	7	12.6	
VIRGINIA TECH	1/16/16	*	23	3-8	.375	0-0	.000	0-2	.000	3	2	5	11.0	5	3	2	1	1	6	12.2	
LOUISVILLE	1/23/16	*	23	1-4	.250	0-0	.000	0-2	.000	6	4	10	10.9	2	1	2	0	0	2	11.7	
at NC State	1/27/16		27	4-8	.500	0-0	.000	3-7	.429	4	6	10	10.9	3	1	0	1	0	11	11.7	
at Syracuse	1/30/16		17	2-6	.333	0-0	.000	1-2	.500	3	4	7	10.7	1	0	1	1	1	5	11.3	
DUKE	2/2/16		11	1-4	.250	0-0	.000	0-0	.000	1	5	6	10.5	0	0	1	0	0	2	10.9	
Totals			19	557	98-191	.513	0-0	.000	44-76	.579	86	145	231	10.5	57	15	34	13	19	240	10.9

Games played: 22
 Minutes/game: 25.3
 Points/game: 10.9
 FG Pct: 51.3
 FT Pct: 57.9

Rebounds/game: 10.5
 Assists/game: 0.7
 Turnovers/game: 1.5
 Assist/turnover ratio: 0.4
 Steals/game: 0.9
 Blocks/game: 0.6

2015-16 Georgia Tech Basketball
 Georgia Tech Individual Game-by-Game (as of Feb 02, 2016)
All games

#01 Jackson, Tadic

Opponent	Date	gs	min	Total		3-Pointers		Free throws		Rebounds				pf	a	t/o	blk	stl	pts	avg
				fg-fga	pct	3fg-fga	pct	ft-fa	pct	off	def	tot	avg							
CORNELL	11/13/15		12	4-6	.667	2-3	.667	1-5	.200	0	1	1	1.0	3	2	0	0	0	11	11.0
TENNESSEE	11/16/15		15	2-9	.222	0-3	.000	0-0	.000	0	2	2	1.5	0	1	1	0	0	4	7.5
GREEN BAY	11/19/15		15	2-8	.250	1-4	.250	1-2	.500	0	0	0	1.0	2	1	2	0	0	6	7.0
EAST TENNESSEE STAT	11/22/15		12	1-1	1.000	1-1	1.000	2-3	.667	0	0	0	0.8	1	1	1	0	0	5	6.5
vs Arkansas	11/26/15		8	0-1	.000	0-1	.000	0-0	.000	0	0	0	0.6	0	0	0	0	0	0	5.2
vs Villanova	11/27/15		18	3-10	.300	0-4	.000	1-2	.500	1	0	1	0.7	1	0	1	0	0	7	5.5
WOFFORD	12/1/15		16	2-6	.333	0-3	.000	3-4	.750	1	1	2	0.9	2	2	0	0	0	7	5.7
at Tulane	12/5/15		9	0-2	.000	0-0	.000	0-0	.000	0	1	1	0.9	0	0	1	0	0	0	5.0
VCU	12/15/15		24	1-7	.143	0-1	.000	4-4	1.000	0	3	3	1.1	1	4	2	0	1	6	5.1
at Georgia	12/19/15		24	5-11	.455	3-6	.500	1-2	.500	0	1	1	1.1	1	1	0	0	2	14	6.0
SOUTHEASTERN LOUISI	12/21/15		15	0-2	.000	0-1	.000	1-2	.500	0	1	1	1.1	2	2	0	0	1	1	5.5
COLGATE	12/23/15		15	1-6	.167	0-2	.000	0-2	.000	0	0	0	1.0	0	2	0	0	0	2	5.3
DUQUESNE	12/29/15		7	2-3	.667	0-0	.000	0-0	.000	0	2	2	1.1	1	1	0	0	0	4	5.2
at North Carolina	01/02/16		7	0-2	.000	0-1	.000	0-0	.000	0	0	0	1.0	1	1	0	0	0	0	4.8
at Pittsburgh	1/6/16		14	2-5	.400	1-4	.250	2-2	1.000	1	1	2	1.1	3	2	0	1	1	7	4.9
VIRGINIA	1/9/16		11	0-0	.000	0-0	.000	0-0	.000	0	3	3	1.2	1	0	1	0	0	0	4.6
at Notre Dame	1/13/16		12	2-5	.400	1-2	.500	2-2	1.000	1	0	1	1.2	1	0	0	0	0	7	4.8
VIRGINIA TECH	1/16/16		14	3-5	.600	1-2	.500	0-0	.000	0	2	2	1.2	1	1	2	0	0	7	4.9
LOUISVILLE	1/23/16		12	2-3	.667	1-1	1.000	1-1	1.000	0	2	2	1.3	3	0	1	0	1	6	4.9
at NC State	1/27/16		13	0-5	.000	0-1	.000	2-2	1.000	0	1	1	1.3	0	2	0	0	1	2	4.8
at Syracuse	1/30/16		19	0-2	.000	0-2	.000	1-2	.500	0	1	1	1.2	3	3	1	0	0	1	4.6
DUKE	2/2/16		22	6-13	.462	0-6	.000	3-5	.600	0	0	0	1.2	0	0	1	0	0	15	5.1
Totals		0	314	38-112	.339	11-48	.229	25-40	.625	4	22	26	1.2	27	26	14	1	7	112	5.1

Games played: 22
 Minutes/game: 14.3
 Points/game: 5.1
 FG Pct: 33.9
 3FG Pct: 22.9
 FT Pct: 62.5

Rebounds/game: 1.2
 Assists/game: 1.2
 Turnovers/game: 0.6
 Assist/turnover ratio: 1.9
 Steals/game: 0.3
 Blocks/game: 0.0

2015-16 Georgia Tech Basketball
 Georgia Tech Individual Game-by-Game (as of Feb 02, 2016)
All games

#02 Smith, Adam

Opponent	Date	gs	min	Total		3-Pointers		Free throws		Rebounds				pf	a	t/o	blk	stl	pts	avg	
				fg-fga	pct	3fg-fga	pct	ft-fa	pct	off	def	tot	avg								
CORNELL	11/13/15	*	26	4-11	.364	3-6	.500	2-4	.500	0	3	3	3.0	1	5	0	0	0	13	13.0	
TENNESSEE	11/16/15	*	24	4-11	.364	1-8	.125	0-0	.000	0	0	0	1.5	4	2	1	0	1	9	11.0	
GREEN BAY	11/19/15	*	20	5-9	.556	4-6	.667	0-0	.000	0	2	2	1.7	0	5	0	0	0	14	12.0	
EAST TENNESSEE STAT	11/22/15	*	29	4-15	.267	2-7	.286	0-0	.000	2	3	5	2.5	0	2	0	0	1	10	11.5	
vs Arkansas	11/26/15	*	26	6-12	.500	5-7	.714	2-4	.500	0	3	3	2.6	3	0	2	0	1	19	13.0	
vs Villanova	11/27/15	*	22	1-9	.111	1-6	.167	0-0	.000	0	2	2	2.5	2	0	2	0	0	3	11.3	
WOFFORD	12/1/15	*	23	6-9	.667	4-5	.800	0-0	.000	0	1	1	2.3	2	1	1	0	0	16	12.0	
at Tulane	12/5/15	*	32	4-12	.333	3-8	.375	2-2	1.000	0	5	5	2.6	0	2	2	0	2	13	12.1	
VCU	12/15/15	*	31	3-9	.333	1-5	.200	2-2	1.000	0	4	4	2.8	1	2	0	0	0	9	11.8	
at Georgia	12/19/15	*	28	4-12	.333	3-8	.375	0-0	.000	0	0	0	2.5	5	2	1	0	0	11	11.7	
SOUTHEASTERN LOUISI	12/21/15	*	26	6-11	.545	4-7	.571	0-0	.000	0	0	0	2.3	1	0	0	0	0	16	12.1	
COLGATE	12/23/15	*	25	8-11	.727	3-5	.600	1-2	.500	0	2	2	2.3	0	1	2	0	0	20	12.8	
DUQUESNE	12/29/15	*	29	5-12	.417	4-9	.444	3-3	1.000	0	2	2	2.2	2	1	1	0	0	17	13.1	
at North Carolina	01/02/16	*	33	7-15	.467	6-10	.600	0-0	.000	2	1	3	2.3	4	1	0	0	0	20	13.6	
at Pittsburgh	1/6/16	*	33	10-16	.625	8-13	.615	2-3	.667	0	1	1	2.2	1	0	0	0	0	30	14.7	
VIRGINIA	1/9/16	*	35	5-17	.294	4-9	.444	2-2	1.000	1	5	6	2.4	1	2	0	0	0	16	14.8	
at Notre Dame	1/13/16	*	31	4-14	.286	4-11	.364	3-4	.750	0	2	2	2.4	3	2	0	0	0	15	14.8	
VIRGINIA TECH	1/16/16	*	31	2-13	.154	1-7	.143	0-0	.000	0	1	1	2.3	3	3	0	0	0	5	14.2	
LOUISVILLE	1/23/16	*	29	5-12	.417	1-5	.200	1-2	.500	0	2	2	2.3	1	2	1	0	2	12	14.1	
at NC State	1/27/16	*	33	5-12	.417	4-10	.400	6-6	1.000	0	3	3	2.4	1	2	3	0	0	20	14.4	
at Syracuse	1/30/16	*	34	5-14	.357	3-9	.333	0-0	.000	1	1	2	2.3	2	4	1	0	0	13	14.3	
DUKE	2/2/16	*	32	8-19	.421	1-6	.167	0-1	.000	2	4	6	2.5	0	1	0	0	0	17	14.5	
Totals			22	632	111-275	.404	70-167	.419	26-35	.743	8	47	55	2.5	37	40	17	0	7	318	14.5

Games played: 22
 Minutes/game: 28.7
 Points/game: 14.5
 FG Pct: 40.4
 3FG Pct: 41.9
 FT Pct: 74.3

Rebounds/game: 2.5
 Assists/game: 1.8
 Turnovers/game: 0.8
 Assist/turnover ratio: 2.4
 Steals/game: 0.3

2015-16 Georgia Tech Basketball
 Georgia Tech Individual Game-by-Game (as of Feb 02, 2016)
All games

#03 Georges-Hunt, Marcus

Opponent	Date	gs	min	Total		3-Pointers		Free throws		Rebounds				pf	a	t/o	blk	stl	pts	avg	
				fg-fga	pct	3fg-fga	pct	ft-fta	pct	off	def	tot	avg								
CORNELL	11/13/15	*	27	5-11	.455	0-4	.000	7-7	1.000	1	3	4	4.0	1	2	0	1	0	17	17.0	
TENNESSEE	11/16/15	*	30	6-15	.400	1-4	.250	4-6	.667	4	3	7	5.5	1	2	1	1	2	17	17.0	
GREEN BAY	11/19/15	*	21	4-6	.667	2-3	.667	3-4	.750	1	0	1	4.0	3	5	2	1	2	13	15.7	
EAST TENNESSEE STAT	11/22/15	*	28	5-8	.625	1-4	.250	9-10	.900	0	1	1	3.3	2	1	1	0	0	20	16.8	
vs Arkansas	11/26/15	*	35	5-13	.385	3-5	.600	6-6	1.000	2	4	6	3.8	2	2	5	0	0	19	17.2	
vs Villanova	11/27/15	*	35	2-8	.250	0-0	.000	2-4	.500	1	1	2	3.5	1	2	1	0	0	6	15.3	
WOFFORD	12/1/15	*	26	0-5	.000	0-2	.000	6-8	.750	1	4	5	3.7	1	1	0	0	2	6	14.0	
at Tulane	12/5/15	*	29	7-13	.538	1-2	.500	4-5	.800	1	1	2	3.5	4	1	4	0	2	19	14.6	
VCU	12/15/15	*	24	4-7	.571	1-2	.500	11-12	.917	0	1	1	3.2	4	2	5	0	0	20	15.2	
at Georgia	12/19/15	*	25	1-5	.200	0-2	.000	9-10	.900	1	2	3	3.2	4	0	4	0	0	11	14.8	
SOUTHEASTERN LOUISI	12/21/15	*	30	4-10	.400	4-6	.667	2-2	1.000	0	2	2	3.1	1	1	0	0	1	14	14.7	
COLGATE	12/23/15	*	23	3-8	.375	0-3	.000	1-2	.500	0	2	2	3.0	2	2	2	1	0	7	14.1	
DUQUESNE	12/29/15	*	29	6-14	.429	2-4	.500	6-10	.600	0	6	6	3.2	1	4	2	0	2	20	14.5	
at North Carolina	01/02/16	*	32	6-9	.667	1-2	.500	12-15	.800	1	5	6	3.4	3	2	2	1	1	25	15.3	
at Pittsburgh	1/6/16	*	37	7-14	.500	0-2	.000	0-2	.000	0	4	4	3.5	5	6	3	0	0	14	15.2	
VIRGINIA	1/9/16	*	33	1-6	.167	0-2	.000	3-4	.750	0	1	1	3.3	2	4	2	0	2	5	14.6	
at Notre Dame	1/13/16	*	37	7-16	.438	0-3	.000	4-4	1.000	1	2	3	3.3	4	3	1	0	1	18	14.8	
VIRGINIA TECH	1/16/16	*	34	11-18	.611	2-4	.500	3-4	.750	1	3	4	3.3	2	2	4	0	0	27	15.4	
LOUISVILLE	1/23/16	*	28	5-12	.417	1-2	.500	12-12	1.000	0	5	5	3.4	5	2	2	1	0	23	15.8	
at NC State	1/27/16	*	34	8-17	.471	1-3	.333	9-9	1.000	2	1	3	3.4	4	3	2	2	1	26	16.4	
at Syracuse	1/30/16	*	37	1-5	.200	1-5	.200	3-4	.750	1	2	3	3.4	4	4	2	1	2	6	15.9	
DUKE	2/2/16	*	32	3-9	.333	1-5	.200	3-4	.750	0	2	2	3.3	2	7	1	1	1	10	15.6	
Totals			22	666	101-229	.441	22-69	.319	119-144	.826	18	55	73	3.3	58	58	46	10	19	343	15.6

Games played: 22
 Minutes/game: 30.3
 Points/game: 15.6
 FG Pct: 44.1
 3FG Pct: 31.9
 FT Pct: 82.6

Rebounds/game: 3.3
 Assists/game: 2.6
 Turnovers/game: 2.1
 Assist/turnover ratio: 1.3
 Steals/game: 0.9
 Blocks/game: 0.5

2015-16 Georgia Tech Basketball
 Georgia Tech Individual Game-by-Game (as of Feb 02, 2016)
All games

#05 Heyward, Corey

Opponent	Date	gs	min	Total		3-Pointers		Free throws		Rebounds				pf	a	t/o	blk	stl	pts	avg
				fg-fga	pct	3fg-fga	pct	ft-fa	pct	off	def	tot	avg							
CORNELL	11/13/15		5	0-0	.000	0-0	.000	0-0	.000	0	0	0	0.0	0	0	0	0	0	0	0.0
GREEN BAY	11/19/15		6	1-2	.500	0-1	.000	0-0	.000	0	1	1	0.5	0	0	0	0	0	2	1.0
WOFFORD	12/1/15		3	0-0	.000	0-0	.000	0-0	.000	0	0	0	0.3	0	0	1	0	0	0	0.7
COLGATE	12/23/15		3	0-1	.000	0-0	.000	0-0	.000	0	0	0	0.3	0	0	0	0	0	0	0.5
at North Carolina	01/02/16		1	0-0	.000	0-0	.000	0-0	.000	0	0	0	0.2	0	0	0	0	0	0	0.4
Totals		0	18	1-3	.333	0-1	.000	0-0	.000	0	1	1	0.2	0	0	1	0	0	2	0.4

Games played: 5
 Minutes/game: 3.6
 Points/game: 0.4
 FG Pct: 33.3
 3FG Pct: 0.0

Rebounds/game: 0.2
 Turnovers/game: 0.2

#10 Jorgenson, Travis

Opponent	Date	gs	min	Total		3-Pointers		Free throws		Rebounds				pf	a	t/o	blk	stl	pts	avg
				fg-fga	pct	3fg-fga	pct	ft-fa	pct	off	def	tot	avg							
CORNELL	11/13/15		16	2-6	.333	1-4	.250	0-0	.000	0	0	0	0.0	3	5	0	0	2	5	5.0
TENNESSEE	11/16/15		16	0-3	.000	0-2	.000	0-2	.000	0	1	1	0.5	1	2	2	0	1	0	2.5
GREEN BAY	11/19/15		18	2-4	.500	1-3	.333	0-0	.000	0	1	1	0.7	2	3	1	0	1	5	3.3
EAST TENNESSEE STAT	11/22/15		18	0-3	.000	0-3	.000	0-0	.000	1	2	3	1.3	1	3	0	0	0	0	2.5
vs Arkansas	11/26/15		13	1-3	.333	0-2	.000	0-0	.000	0	1	1	1.2	0	4	1	0	0	2	2.4
vs Villanova	11/27/15		16	1-2	.500	0-1	.000	0-1	.000	0	1	1	1.2	0	1	0	0	0	2	2.3
WOFFORD	12/1/15		16	3-4	.750	2-3	.667	0-0	.000	0	0	0	1.0	0	1	1	0	1	8	3.1
at Tulane	12/5/15		23	2-6	.333	1-4	.250	0-0	.000	0	0	0	0.9	2	2	0	0	2	5	3.4
at Georgia	12/19/15		8	0-1	.000	0-1	.000	0-0	.000	0	1	1	0.9	0	2	0	0	0	0	3.0
SOUTHEASTERN LOUISI	12/21/15		13	1-3	.333	1-3	.333	0-1	.000	0	1	1	0.9	0	2	1	0	0	3	3.0
COLGATE	12/23/15		20	3-5	.600	1-2	.500	0-0	.000	0	3	3	1.1	0	6	0	0	0	7	3.4
DUQUESNE	12/29/15		15	1-3	.333	1-3	.333	0-0	.000	0	0	0	1.0	2	2	0	0	0	3	3.3
at North Carolina	01/02/16		15	0-2	.000	0-1	.000	0-0	.000	0	1	1	1.0	0	5	2	0	0	0	3.1
at Pittsburgh	1/6/16		20	1-1	1.000	1-1	1.000	0-0	.000	0	1	1	1.0	2	2	2	0	0	3	3.1
at Notre Dame	1/13/16		4	0-0	.000	0-0	.000	0-0	.000	0	0	0	0.9	0	0	0	0	0	0	2.9
VIRGINIA TECH	1/16/16		13	1-1	1.000	0-0	.000	0-0	.000	0	3	3	1.1	2	4	0	0	1	2	2.8
LOUISVILLE	1/23/16	*	21	1-5	.200	0-1	.000	0-0	.000	1	1	2	1.1	1	1	2	0	0	2	2.8
DUKE	2/2/16		12	1-2	.500	0-1	.000	0-0	.000	0	1	1	1.1	1	3	0	0	0	2	2.7
Totals		1	277	20-54	.370	9-35	.257	0-4	.000	2	18	20	1.1	17	48	12	0	8	49	2.7

Games played: 18
 Minutes/game: 15.4
 Points/game: 2.7
 FG Pct: 37.0
 3FG Pct: 25.7
 FT Pct: 0.0

Rebounds/game: 1.1
 Assists/game: 2.7
 Turnovers/game: 0.7
 Assist/turnover ratio: 4.0
 Steals/game: 0.4

2015-16 Georgia Tech Basketball
 Georgia Tech Individual Game-by-Game (as of Feb 02, 2016)
All games

#11 Heath, Josh

Opponent	Date	gs	min	Total		3-Pointers		Free throws		Rebounds				pf	a	t/o	blk	stl	pts	avg	
				fg-fga	pct	3fg-fga	pct	ft-fga	pct	off	def	tot	avg								
CORNELL	11/13/15	*	18	2-4	.500	0-0	.000	0-0	.000	1	1	2	2.0	3	7	3	0	4	4	4.0	
TENNESSEE	11/16/15	*	24	0-1	.000	0-1	.000	0-0	.000	1	1	2	2.0	2	5	1	1	1	0	2.0	
GREEN BAY	11/19/15	*	20	6-7	.857	1-2	.500	0-0	.000	0	0	0	1.3	1	3	0	0	0	13	5.7	
EAST TENNESSEE STAT	11/22/15	*	21	0-0	.000	0-0	.000	0-0	.000	1	1	2	1.5	1	4	2	0	0	0	4.3	
vs Arkansas	11/26/15	*	27	1-4	.250	0-1	.000	2-2	1.000	2	1	3	1.8	1	5	1	0	2	4	4.2	
vs Villanova	11/27/15	*	24	1-1	1.000	0-0	.000	4-4	1.000	0	2	2	1.8	4	4	2	0	0	6	4.5	
WOFFORD	12/1/15	*	19	2-5	.400	0-2	.000	0-0	.000	0	1	1	1.7	1	4	1	0	0	4	4.4	
at Tulane	12/5/15	*	18	0-4	.000	0-2	.000	0-0	.000	1	0	1	1.6	1	1	0	0	0	0	3.9	
VCU	12/15/15	*	29	3-5	.600	1-1	1.000	5-6	.833	0	2	2	1.7	2	1	3	0	1	12	4.8	
at Georgia	12/19/15	*	26	2-5	.400	0-2	.000	0-0	.000	0	1	1	1.6	4	3	1	1	0	4	4.7	
SOUTHEASTERN LOUISI	12/21/15	*	24	1-3	.333	0-1	.000	0-0	.000	0	1	1	1.5	1	9	1	0	0	2	4.5	
COLGATE	12/23/15	*	18	1-1	1.000	0-0	.000	0-0	.000	1	1	2	1.6	1	4	0	0	1	2	4.3	
DUQUESNE	12/29/15	*	19	1-3	.333	1-1	1.000	0-0	.000	0	1	1	1.5	3	5	1	0	1	3	4.2	
at North Carolina	01/02/16	*	23	1-3	.333	0-0	.000	0-0	.000	0	0	0	1.4	3	6	2	0	1	2	4.0	
at Pittsburgh	1/6/16	*	13	0-1	.000	0-0	.000	0-0	.000	0	1	1	1.4	2	1	0	0	0	0	3.7	
VIRGINIA	1/9/16		17	0-2	.000	0-0	.000	1-2	.500	0	0	0	1.3	3	3	0	0	0	1	3.6	
at Notre Dame	1/13/16		23	1-4	.250	0-0	.000	0-0	.000	1	2	3	1.4	4	5	1	0	0	2	3.5	
VIRGINIA TECH	1/16/16		15	1-2	.500	0-0	.000	1-2	.500	0	0	0	1.3	2	2	3	0	0	3	3.4	
LOUISVILLE	1/23/16		17	2-2	1.000	1-1	1.000	1-2	.500	0	0	0	1.3	3	2	0	0	0	6	3.6	
at NC State	1/27/16	*	26	0-3	.000	0-0	.000	4-4	1.000	0	3	3	1.4	3	2	0	0	3	4	3.6	
at Syracuse	1/30/16	*	15	0-1	.000	0-0	.000	1-2	.500	0	1	1	1.3	0	1	1	0	0	1	3.5	
DUKE	2/2/16	*	15	0-2	.000	0-0	.000	0-0	.000	0	0	0	1.3	1	3	0	0	0	0	3.3	
Totals			18	451	25-63	.397	4-14	.286	19-24	.792	8	20	28	1.3	46	80	23	2	14	73	3.3

Games played: 22
 Minutes/game: 20.5
 Points/game: 3.3
 FG Pct: 39.7
 3FG Pct: 28.6
 FT Pct: 79.2

Rebounds/game: 1.3
 Assists/game: 3.6
 Turnovers/game: 1.0
 Assist/turnover ratio: 3.5
 Steals/game: 0.6
 Blocks/game: 0.1

2015-16 Georgia Tech Basketball
 Georgia Tech Individual Game-by-Game (as of Feb 02, 2016)
All games

#12 Stephens, Quinton

Opponent	Date	gs	min	Total		3-Pointers		Free throws		Rebounds				pf	a	t/o	blk	stl	pts	avg	
				fg-fga	pct	3fg-fga	pct	ft-fa	pct	off	def	tot	avg								
CORNELL	11/13/15		22	5-10	.500	2-6	.333	1-2	.500	2	5	7	7.0	0	4	1	0	0	13	13.0	
TENNESSEE	11/16/15		11	0-1	.000	0-1	.000	0-0	.000	1	1	2	4.5	1	1	0	0	0	0	6.5	
GREEN BAY	11/19/15		20	5-11	.455	2-5	.400	2-2	1.000	2	6	8	5.7	1	2	1	2	1	14	9.0	
EAST TENNESSEE STAT	11/22/15		15	1-4	.250	1-2	.500	2-2	1.000	1	0	1	4.5	0	1	0	0	1	5	8.0	
vs Arkansas	11/26/15		15	1-2	.500	0-0	.000	0-0	.000	1	2	3	4.2	2	0	0	1	0	2	6.8	
vs Villanova	11/27/15		11	2-4	.500	1-3	.333	1-2	.500	0	0	0	3.5	0	0	2	0	0	6	6.7	
WOFFORD	12/1/15		17	2-3	.667	2-3	.667	6-6	1.000	0	2	2	3.3	2	2	0	0	0	12	7.4	
at Tulane	12/5/15		10	3-4	.750	1-1	1.000	1-1	1.000	1	1	2	3.1	5	0	1	0	1	8	7.5	
VCU	12/15/15		14	2-4	.500	2-3	.667	0-0	.000	0	2	2	3.0	1	2	2	0	0	6	7.3	
at Georgia	12/19/15		11	1-1	1.000	1-1	1.000	0-0	.000	1	0	1	2.8	2	1	3	0	0	3	6.9	
SOUTHEASTERN LOUISI	12/21/15		12	0-7	.000	0-4	.000	0-0	.000	0	1	1	2.6	0	3	0	0	0	0	6.3	
COLGATE	12/23/15		19	2-4	.500	1-1	1.000	0-0	.000	3	3	6	2.9	2	0	0	0	0	5	6.2	
DUQUESNE	12/29/15		21	0-3	.000	0-1	.000	0-2	.000	0	4	4	3.0	0	1	1	1	0	0	5.7	
at North Carolina	01/02/16		10	1-3	.333	0-1	.000	0-0	.000	0	1	1	2.9	2	0	0	0	1	2	5.4	
at Pittsburgh	1/6/16		3	0-0	.000	0-0	.000	0-0	.000	0	0	0	2.7	0	0	0	0	0	0	5.1	
VIRGINIA	1/9/16	*	24	6-8	.750	4-4	1.000	0-2	.000	0	5	5	2.8	3	1	0	2	0	16	5.8	
at Notre Dame	1/13/16	*	23	1-8	.125	0-3	.000	0-2	.000	3	2	5	2.9	0	0	0	0	0	2	5.5	
VIRGINIA TECH	1/16/16	*	13	1-3	.333	0-2	.000	2-2	1.000	1	2	3	2.9	2	1	0	1	0	4	5.4	
LOUISVILLE	1/23/16		14	2-6	.333	0-3	.000	0-0	.000	2	1	3	2.9	1	1	0	0	1	4	5.4	
at NC State	1/27/16		14	0-2	.000	0-0	.000	0-0	.000	1	2	3	3.0	1	2	3	0	1	0	5.1	
at Syracuse	1/30/16		16	1-2	.500	1-2	.500	0-0	.000	1	5	6	3.1	1	0	1	0	0	3	5.0	
DUKE	2/2/16		20	1-4	.250	0-1	.000	0-0	.000	1	2	3	3.1	4	1	2	1	2	2	4.9	
Totals			3	335	37-94	.394	18-47	.383	15-23	.652	21	47	68	3.1	30	23	17	8	8	107	4.9

Games played: 22
 Minutes/game: 15.2
 Points/game: 4.9
 FG Pct: 39.4
 3FG Pct: 38.3
 FT Pct: 65.2

Rebounds/game: 3.1
 Assists/game: 1.0
 Turnovers/game: 0.8
 Assist/turnover ratio: 1.4
 Steals/game: 0.4
 Blocks/game: 0.4

2015-16 Georgia Tech Basketball
 Georgia Tech Individual Game-by-Game (as of Feb 02, 2016)
All games

#32 Jacobs, Nick

Opponent	Date	gs	min	Total		3-Pointers		Free throws		Rebounds				pf	a	t/o	blk	stl	pts	avg	
				fg-fga	pct	3fg-fga	pct	ft-fa	pct	off	def	tot	avg								
CORNELL	11/13/15	*	18	6-9	.667	0-0	.000	0-0	.000	2	3	5	5.0	3	1	0	0	1	12	12.0	
TENNESSEE	11/16/15	*	31	9-15	.600	0-0	.000	5-6	.833	4	5	9	7.0	2	1	1	1	0	23	17.5	
GREEN BAY	11/19/15	*	21	5-7	.714	0-0	.000	2-3	.667	2	6	8	7.3	1	3	1	4	0	12	15.7	
EAST TENNESSEE STAT	11/22/15	*	23	5-10	.500	0-0	.000	3-3	1.000	2	2	4	6.5	3	0	2	1	0	13	15.0	
vs Arkansas	11/26/15	*	18	3-8	.375	0-0	.000	1-2	.500	0	1	1	5.4	4	0	2	1	0	7	13.4	
vs Villanova	11/27/15	*	18	1-7	.143	0-0	.000	0-0	.000	1	6	7	5.7	3	0	3	0	0	2	11.5	
WOFFORD	12/1/15	*	15	2-7	.286	0-0	.000	0-0	.000	2	2	4	5.4	3	0	2	2	0	4	10.4	
at Tulane	12/5/15	*	30	6-12	.500	0-0	.000	1-1	1.000	5	4	9	5.9	1	0	1	2	0	13	10.8	
VCU	12/15/15	*	24	2-6	.333	0-0	.000	2-2	1.000	2	4	6	5.9	1	0	1	1	1	6	10.2	
at Georgia	12/19/15	*	28	3-7	.429	0-0	.000	4-5	.800	2	4	6	5.9	2	1	1	0	0	10	10.2	
SOUTHEASTERN LOUISI	12/21/15		15	4-6	.667	0-0	.000	1-2	.500	2	2	4	5.7	2	0	2	0	1	9	10.1	
COLGATE	12/23/15		13	3-7	.429	0-0	.000	1-2	.500	3	3	6	5.8	1	0	1	1	0	7	9.8	
DUQUESNE	12/29/15	*	22	6-13	.462	0-0	.000	2-2	1.000	2	7	9	6.0	1	0	0	2	0	14	10.2	
at North Carolina	01/02/16	*	26	3-9	.333	0-0	.000	0-0	.000	0	1	1	5.6	2	0	1	1	4	6	9.9	
at Pittsburgh	1/6/16	*	21	4-10	.400	0-0	.000	0-0	.000	2	4	6	5.7	3	0	1	0	0	8	9.7	
VIRGINIA	1/9/16		22	5-7	.714	0-0	.000	6-7	.857	0	6	6	5.7	1	0	2	1	0	16	10.1	
at Notre Dame	1/13/16		15	5-14	.357	0-0	.000	0-0	.000	2	2	4	5.6	3	0	1	0	0	10	10.1	
VIRGINIA TECH	1/16/16		21	7-11	.636	0-0	.000	1-2	.500	2	5	7	5.7	2	0	2	1	1	15	10.4	
LOUISVILLE	1/23/16		29	6-10	.600	0-0	.000	4-4	1.000	3	7	10	5.9	1	0	1	0	0	16	10.7	
at NC State	1/27/16	*	29	8-14	.571	0-0	.000	4-4	1.000	2	5	7	6.0	2	1	0	1	1	20	11.2	
at Syracuse	1/30/16	*	30	6-15	.400	0-0	.000	2-4	.500	2	5	7	6.0	2	0	2	0	1	14	11.3	
DUKE	2/2/16	*	25	8-14	.571	0-0	.000	1-1	1.000	3	5	8	6.1	2	0	1	0	1	17	11.5	
Totals			16	494	107-218	.491	0-0	.000	40-50	.800	45	89	134	6.1	45	7	28	19	11	254	11.5

Games played: 22
 Minutes/game: 22.5
 Points/game: 11.5
 FG Pct: 49.1
 FT Pct: 80.0

Rebounds/game: 6.1
 Assists/game: 0.3
 Turnovers/game: 1.3
 Assist/turnover ratio: 0.3
 Steals/game: 0.5
 Blocks/game: 0.9

2015-16 Georgia Tech Basketball
 Georgia Tech Individual Game-by-Game (as of Feb 02, 2016)
All games

#33 White, James

Opponent	Date	gs	min	Total		3-Pointers		Free throws		Rebounds				pf	a	t/o	blk	stl	pts	avg	
				fg-fga	pct	3fg-fga	pct	ft-fga	pct	off	def	tot	avg								
CORNELL	11/13/15		16	6-7	.857	0-0	.000	2-3	.667	5	6	11	11.0	3	1	1	0	0	14	14.0	
TENNESSEE	11/16/15		16	1-7	.143	0-0	.000	0-1	.000	4	3	7	9.0	3	1	2	4	1	2	8.0	
GREEN BAY	11/19/15		13	2-3	.667	0-0	.000	1-2	.500	1	4	5	7.7	4	0	3	0	0	5	7.0	
EAST TENNESSEE STAT	11/22/15		14	0-2	.000	0-0	.000	1-2	.500	2	2	4	6.8	1	0	1	1	0	1	5.5	
vs Arkansas	11/26/15		4	1-3	.333	0-0	.000	0-2	.000	0	1	1	5.6	3	0	0	0	1	2	4.8	
vs Villanova	11/27/15		13	2-2	1.000	0-0	.000	0-0	.000	1	2	3	5.2	1	0	1	0	0	4	4.7	
WOFFORD	12/1/15		21	2-6	.333	0-0	.000	1-2	.500	3	3	6	5.3	1	1	0	2	0	5	4.7	
at Tulane	12/5/15		10	1-3	.333	0-0	.000	0-0	.000	0	0	0	4.6	1	0	0	0	0	2	4.4	
VCU	12/15/15		16	3-7	.429	0-0	.000	0-0	.000	5	3	8	5.0	2	0	0	0	0	6	4.6	
at Georgia	12/19/15		15	2-3	.667	0-0	.000	0-0	.000	3	5	8	5.3	4	0	1	0	0	4	4.5	
SOUTHEASTERN LOUISI	12/21/15	*	22	6-10	.600	0-0	.000	0-0	.000	6	7	13	6.0	3	0	0	1	0	12	5.2	
COLGATE	12/23/15	*	23	2-3	.667	0-0	.000	0-0	.000	1	1	2	5.7	4	1	0	1	2	4	5.1	
DUQUESNE	12/29/15		12	0-1	.000	0-0	.000	0-0	.000	0	3	3	5.5	2	0	0	1	0	0	4.7	
at North Carolina	01/02/16		14	1-3	.333	0-0	.000	0-0	.000	0	4	4	5.4	2	0	0	1	0	2	4.5	
at Pittsburgh	1/6/16		10	0-1	.000	0-0	.000	0-0	.000	1	2	3	5.2	3	0	1	1	0	0	4.2	
VIRGINIA	1/9/16	*	17	3-6	.500	0-0	.000	0-0	.000	5	4	9	5.4	2	0	1	0	0	6	4.3	
at Notre Dame	1/13/16	*	12	0-0	.000	0-0	.000	1-2	.500	0	2	2	5.2	3	1	0	0	0	1	4.1	
VIRGINIA TECH	1/16/16	*	19	1-3	.333	0-0	.000	0-2	.000	0	5	5	5.2	3	0	0	3	0	2	4.0	
LOUISVILLE	1/23/16	*	10	0-2	.000	0-0	.000	0-0	.000	0	1	1	5.0	2	0	1	1	0	0	3.8	
at NC State	1/27/16	*	14	3-5	.600	0-0	.000	0-0	.000	2	1	3	4.9	4	2	1	1	0	6	3.9	
at Syracuse	1/30/16	*	10	2-3	.667	0-0	.000	0-0	.000	1	3	4	4.9	3	1	0	0	0	4	3.9	
DUKE	2/2/16	*	18	2-4	.500	0-0	.000	0-0	.000	3	4	7	5.0	2	1	0	0	0	4	3.9	
Totals			9	319	40-84	.476	0-0	.000	6-16	.375	43	66	109	5.0	56	9	13	17	4	86	3.9

Games played: 22
 Minutes/game: 14.5
 Points/game: 3.9
 FG Pct: 47.6
 FT Pct: 37.5

Rebounds/game: 5.0
 Assists/game: 0.4
 Turnovers/game: 0.6
 Assist/turnover ratio: 0.7
 Steals/game: 0.2
 Blocks/game: 0.8

2015-16 Georgia Tech Basketball
 Georgia Tech Individual Game-by-Game (as of Feb 02, 2016)
All games

#42 Rowland, Rand

Opponent	Date	gs	min	Total		3-Pointers		Free throws		Rebounds				pf	a	t/o	blk	stl	pts	avg
				fg-fga	pct	3fg-fga	pct	ft-fta	pct	off	def	tot	avg							
CORNELL	11/13/15	2		0-0	.000	0-0	.000	0-0	.000	0	0	0	0.0	0	0	0	0	0	0	0.0
GREEN BAY	11/19/15	4		0-0	.000	0-0	.000	0-0	.000	0	0	0	0.0	2	0	0	0	0	0	0.0
WOFFORD	12/1/15	2		0-0	.000	0-0	.000	0-0	.000	0	0	0	0.0	1	0	1	0	0	0	0.0
COLGATE	12/23/15	2		0-0	.000	0-0	.000	0-0	.000	0	0	0	0.0	0	0	0	0	0	0	0.0
Totals		0	10	0-0	.000	0-0	.000	0-0	.000	0	0	0	0.0	3	0	1	0	0	0	0.0

Games played: 4
 Minutes/game: 2.5

Turnovers/game: 0.3

#44 Lammers, Ben

Opponent	Date	gs	min	Total		3-Pointers		Free throws		Rebounds				pf	a	t/o	blk	stl	pts	avg
				fg-fga	pct	3fg-fga	pct	ft-fta	pct	off	def	tot	avg							
CORNELL	11/13/15	17		3-3	1.000	0-0	.000	0-0	.000	2	0	2	2.0	2	2	0	0	0	6	6.0
TENNESSEE	11/16/15	6		1-1	1.000	0-0	.000	0-0	.000	1	1	2	2.0	1	0	0	2	0	2	4.0
GREEN BAY	11/19/15	19		4-7	.571	0-0	.000	0-1	.000	1	8	9	4.3	1	1	0	2	0	8	5.3
EAST TENNESSEE STAT	11/22/15	12		2-2	1.000	0-0	.000	0-0	.000	0	3	3	4.0	3	0	2	1	0	4	5.0
vs Arkansas	11/26/15	22		5-6	.833	0-0	.000	0-1	.000	4	4	8	4.8	2	1	2	0	1	10	6.0
vs Villanova	11/27/15	13		0-1	.000	0-0	.000	0-0	.000	1	1	2	4.3	2	0	0	1	1	0	5.0
WOFFORD	12/1/15	17		2-3	.667	0-0	.000	1-2	.500	0	2	2	4.0	1	2	1	1	0	5	5.0
at Tulane	12/5/15	7		1-2	.500	0-0	.000	0-1	.000	1	0	1	3.6	1	0	0	0	0	2	4.6
VCU	12/15/15	7		0-1	.000	0-0	.000	0-0	.000	1	1	2	3.4	1	0	1	1	0	0	4.1
at Georgia	12/19/15	20		2-3	.667	0-0	.000	0-0	.000	1	4	5	3.6	2	0	1	1	2	4	4.1
SOUTHEASTERN LOUISI	12/21/15	14		1-1	1.000	0-0	.000	2-2	1.000	1	3	4	3.6	0	1	0	1	0	4	4.1
COLGATE	12/23/15	14		2-3	.667	0-0	.000	0-0	.000	0	3	3	3.6	3	0	0	1	1	4	4.1
DUQUESNE	12/29/15	15		1-1	1.000	0-0	.000	3-4	.750	0	6	6	3.8	0	1	0	3	0	5	4.2
at North Carolina	01/02/16	21		1-5	.200	0-0	.000	3-4	.750	3	3	6	3.9	3	1	1	1	1	5	4.2
at Pittsburgh	1/6/16	14		1-2	.500	0-0	.000	0-0	.000	1	2	3	3.9	0	2	0	2	0	2	4.1
VIRGINIA	1/9/16	12		1-1	1.000	0-0	.000	0-0	.000	2	1	3	3.8	0	0	0	0	0	2	3.9
at Notre Dame	1/13/16	18		1-2	.500	0-0	.000	0-1	.000	4	3	7	4.0	2	0	0	3	0	2	3.8
VIRGINIA TECH	1/16/16	17		2-2	1.000	0-0	.000	2-2	1.000	2	4	6	4.1	3	0	0	4	0	6	3.9
LOUISVILLE	1/23/16	17		0-1	.000	0-0	.000	0-0	.000	0	4	4	4.1	2	0	0	2	0	0	3.7
at NC State	1/27/16	10		0-0	.000	0-0	.000	1-2	.500	2	2	4	4.1	2	0	0	0	0	1	3.6
at Syracuse	1/30/16	22		4-8	.500	0-0	.000	2-2	1.000	3	4	7	4.2	3	1	0	0	2	10	3.9
DUKE	2/2/16	13		1-2	.500	0-0	.000	0-0	.000	2	1	3	4.2	4	0	0	0	0	2	3.8
Totals		0	327	35-57	.614	0-0	.000	14-22	.636	32	60	92	4.2	38	12	8	26	8	84	3.8

Games played: 22
 Minutes/game: 14.9
 Points/game: 3.8
 FG Pct: 61.4
 FT Pct: 63.6

Rebounds/game: 4.2
 Assists/game: 0.5
 Turnovers/game: 0.4
 Assist/turnover ratio: 1.5
 Steals/game: 0.4
 Blocks/game: 1.2

Individual Career History

Georges-Hunt, Marcus

Season	gp-gs	min/avg	Total		3-Point		F-Throws		Rebounds				Scoring							
			fg-fga	pct	fg-fga	pct	ft-fta	pct	off	def	tot	avg	pf	fo	ast	to	blk	stl	pts	avg
2012-13	31-30	896/28.9	123-289	.426	32-96	.333	56-89	.629	57	94	151	4.9	65	1	46	35	3	24	334	10.8
2013-14	33-33	1028/31.2	133-320	.416	29-85	.341	91-135	.674	55	87	142	4.3	84	4	68	53	5	27	386	11.7
2014-15	30-30	926/30.9	135-313	.431	21-73	.288	116-152	.763	56	109	165	5.5	64	1	54	59	4	39	407	13.6
2015-16	22-22	666/30.3	101-229	.441	22-69	.319	119-144	.826	18	55	73	3.3	58	2	58	46	10	19	343	15.6
TOTAL	116-115	3516/30.3	492-1151	.427	104-323	.322	382-520	.735	186	345	531	4.6	271	8	226	193	22	109	1470	12.7

Heath, Josh

Season	gp-gs	min/avg	Total		3-Point		F-Throws		Rebounds				Scoring							
			fg-fga	pct	fg-fga	pct	ft-fta	pct	off	def	tot	avg	pf	fo	ast	to	blk	stl	pts	avg
2014-15	31-4	605/19.5	47-114	.412	3-13	.231	36-53	.679	9	35	44	1.4	37	0	83	40	3	20	133	4.3
2015-16	22-18	451/20.5	25-63	.397	4-14	.286	19-24	.792	8	20	28	1.3	46	0	80	23	2	14	73	3.3
TOTAL	53-22	1056/19.9	72-177	.407	7-27	.259	55-77	.714	17	55	72	1.4	83	0	163	63	5	34	206	3.9

Heyward, Corey

Season	gp-gs	min/avg	Total		3-Point		F-Throws		Rebounds				Scoring							
			fg-fga	pct	fg-fga	pct	ft-fta	pct	off	def	tot	avg	pf	fo	ast	to	blk	stl	pts	avg
2013-14	32-15	527/16.5	10-35	.286	6-14	.429	6-13	.462	10	39	49	1.5	59	0	45	26	4	22	32	1.0
2014-15	19-3	225/11.8	8-26	.308	2-11	.182	7-13	.538	3	11	14	0.7	29	0	10	8	1	10	25	1.3
2015-16	5-0	18/3.6	1-3	.333	0-1	.000	0-0	.000	0	1	1	0.2	0	0	0	1	0	0	2	0.4
TOTAL	56-18	770/13.8	19-64	.297	8-26	.308	13-26	.500	13	51	64	1.1	88	0	55	35	5	32	59	1.1

Jackson, Tadic

Season	gp-gs	min/avg	Total		3-Point		F-Throws		Rebounds				Scoring							
			fg-fga	pct	fg-fga	pct	ft-fta	pct	off	def	tot	avg	pf	fo	ast	to	blk	stl	pts	avg
2014-15	30-6	451/15.0	55-201	.274	16-90	.178	37-60	.617	16	35	51	1.7	36	1	28	17	4	4	163	5.4
2015-16	22-0	314/14.3	38-112	.339	11-48	.229	25-40	.625	4	22	26	1.2	27	0	26	14	1	7	112	5.1
TOTAL	52-6	765/14.7	93-313	.297	27-138	.196	62-100	.620	20	57	77	1.5	63	1	54	31	5	11	275	5.3

Jorgenson, Travis

Season	gp-gs	min/avg	Total		3-Point		F-Throws		Rebounds				Scoring							
			fg-fga	pct	fg-fga	pct	ft-fta	pct	off	def	tot	avg	pf	fo	ast	to	blk	stl	pts	avg
2013-14	4-0	78/19.5	5-16	.313	2-5	.400	5-6	.833	1	7	8	2.0	2	0	10	9	0	5	17	4.3
2014-15	30-27	651/21.7	42-135	.311	15-50	.300	12-16	.750	3	38	41	1.4	20	0	100	54	3	22	111	3.7
2015-16	18-1	277/15.4	20-54	.370	9-35	.257	0-4	.000	2	18	20	1.1	17	0	48	12	0	8	49	2.7
TOTAL	52-28	1006/19.3	67-205	.327	26-90	.289	17-26	.654	6	63	69	1.3	39	0	158	75	3	35	177	3.4

Lammers, Ben

Season	gp-gs	min/avg	Total		3-Point		F-Throws		Rebounds				Scoring							
			fg-fga	pct	fg-fga	pct	ft-fta	pct	off	def	tot	avg	pf	fo	ast	to	blk	stl	pts	avg
2014-15	19-0	113/5.9	9-21	.429	0-0	.000	4-9	.444	9	19	28	1.5	7	0	1	3	4	3	22	1.2
2015-16	22-0	327/14.9	35-57	.614	0-0	.000	14-22	.636	32	60	92	4.2	38	0	12	8	26	8	84	3.8
TOTAL	41-0	440/10.7	44-78	.564	0-0	.000	18-31	.581	41	79	120	2.9	45	0	13	11	30	11	106	2.6

Mitchell, Charles

Season	gp-gs	min/avg	Total		3-Point		F-Throws		Rebounds				Scoring							
			fg-fga	pct	fg-fga	pct	ft-fta	pct	off	def	tot	avg	pf	fo	ast	to	blk	stl	pts	avg
2014-15	31-18	684/22.1	124-238	.521	0-0	.000	55-83	.663	109	109	218	7.0	79	2	12	66	14	11	303	9.8
2015-16	22-19	557/25.3	98-191	.513	0-0	.000	44-76	.579	86	145	231	10.5	57	2	15	34	13	19	240	10.9
TOTAL	53-37	1241/23.4	222-429	.517	0-0	.000	99-159	.623	195	254	449	8.5	136	4	27	100	27	30	543	10.2

Individual Career History

Stephens, Quinton

Season	gp-gs	min/avg	Total		3-Point		F-Throws		Rebounds				Scoring							
			fg-fga	pct	fg-fga	pct	ft-fta	pct	off	def	tot	avg	pf	fo	ast	to	blk	stl	pts	avg
2013-14	32-0	408/12.8	43-114	.377	15-48	.313	13-16	.813	24	44	68	2.1	44	3	25	20	8	9	114	3.6
2014-15	30-12	566/18.9	67-194	.345	32-107	.299	14-19	.737	32	54	86	2.9	38	0	13	21	13	15	180	6.0
2015-16	22-3	335/15.2	37-94	.394	18-47	.383	15-23	.652	21	47	68	3.1	30	1	23	17	8	8	107	4.9
TOTAL	84-15	1309/15.6	147-402	.366	65-202	.322	42-58	.724	77	145	222	2.6	112	4	61	58	29	32	401	4.8

Official Basketball Box Score -- Game Totals -- Final Statistics
Cornell vs Georgia Tech
 11/13/15 8:30 p.m. at McCamish Pavilion, Atlanta, Ga.

Cornell 81 • 0-1

##	Player	Total		3-Ptr			Rebounds			PF	TP	A	TO	Blk	Stl	Min
		FG-FGA	FG-FGA	FT-FTA	Off	Def	Tot									
00	Onuorah, David	r	4-5	0-0	0-3	1	2	3	4	8	0	0	0	0	20	
12	Abdur-Ra'oof, Jordan	r	1-4	1-3	0-0	1	3	4	3	3	1	0	2	19		
01	Smith, Darryl	g	0-0	0-0	0-0	0	0	0	0	0	1	0	0	9		
05	Hatter, Robert	g	6-11	0-2	7-10	1	2	3	1	19	5	4	0	25		
10	Morgan, Matt	g	6-17	4-11	4-4	0	4	4	3	20	1	0	0	29		
04	Whiteside, Troy	g	2-3	0-0	0-0	0	0	0	0	4	0	1	0	14		
13	Gettings, Stone	g	5-9	4-6	0-0	2	2	4	3	14	0	1	0	15		
20	Bathurst, Will	g	0-3	0-1	0-0	0	2	2	2	0	0	0	0	15		
21	Brown, Kyle	g	1-1	1-1	0-0	0	0	0	0	3	0	1	0	2		
22	Mischler, Robert	g	0-0	0-0	0-0	0	0	0	0	0	1	1	0	3		
23	Davis, Joel	g	0-0	0-0	0-0	1	1	2	3	0	1	3	0	11		
24	Smith, Pat	g	0-3	0-3	1-2	0	0	0	1	1	1	0	0	13		
25	Fallas, JoJo	g	3-4	3-4	0-0	0	0	0	3	9	1	1	0	21		
30	Bayless, Joseph	g	0-0	0-0	0-0	0	0	0	0	0	0	0	0	2		
32	Gordon, Jack	g	0-0	0-0	0-0	0	0	0	0	0	0	0	0	2		
Team						2	0	2								
Totals			28-60	13-31	12-19	8	16	24	21	81	14	13	0	2	200	

FG % 1st Half: 16-31 51.6% 2nd half: 12-29 41.4% Game: 28-60 46.7%
 3FG % 1st Half: 8-18 44.4% 2nd half: 5-13 38.5% Game: 13-31 41.9%
 FT % 1st Half: 9-10 90.0% 2nd half: 3-9 33.3% Game: 12-19 63.2%

Deadball Rebounds 3.1

Georgia Tech 116 • 1-0

##	Player	Total		3-Ptr			Rebounds			PF	TP	A	TO	Blk	Stl	Min
		FG-FGA	FG-FGA	FT-FTA	Off	Def	Tot									
00	Mitchell, Charles	r	10-11	0-0	1-2	5	6	11	0	21	1	1	1	1	21	
32	Jacobs, Nick	r	6-9	0-0	0-0	2	3	5	3	12	1	0	0	1	18	
02	Smith, Adam	g	4-11	3-6	2-4	0	3	3	1	13	5	0	0	0	26	
03	Georges-Hunt, Marcus	g	5-11	0-4	7-7	1	3	4	1	17	2	0	1	0	27	
11	Heath, Josh	g	2-4	0-0	0-0	1	1	2	3	4	7	3	0	4	18	
01	Jackson, Tadic	g	4-6	2-3	1-5	0	1	1	3	11	2	0	0	0	12	
05	Heyward, Corey	g	0-0	0-0	0-0	0	0	0	0	0	0	0	0	5		
10	Jorgenson, Travis	g	2-6	1-4	0-0	0	0	0	3	5	5	0	0	2	16	
12	Stephens, Quinton	g	5-10	2-6	1-2	2	5	7	0	13	4	1	0	0	22	
33	White, James	g	6-7	0-0	2-3	5	6	11	3	14	1	1	0	0	16	
42	Rowland, Rand	g	0-0	0-0	0-0	0	0	0	0	0	0	0	0	2		
44	Lammers, Ben	g	3-3	0-0	0-0	2	0	2	2	6	2	0	0	0	17	
Team						2	0	2								
Totals			47-78	8-23	14-23	20	28	48	19	116	30	6	2	8	200	

FG % 1st Half: 23-41 56.1% 2nd half: 24-37 64.9% Game: 47-78 60.3%
 3FG % 1st Half: 4-12 33.3% 2nd half: 4-11 36.4% Game: 8-23 34.8%
 FT % 1st Half: 7-10 70.0% 2nd half: 7-13 53.8% Game: 14-23 60.9%

Deadball Rebounds 3

Officials: Bryan Kersey, Tim Kelly, Ron Tyburski
 Technical fouls: Cornell-None. Georgia Tech-None.
 Attendance: 6459

Score by periods	1st	2nd	Total
Cornell	49	32	81
Georgia Tech	57	59	116

Points	In	Off	2nd	Fast	Bench
COR	28	8	7	16	31
GT	64	17	29	29	49

Last FG - COR 2nd-01:38, GT 2nd-00:24.
 Largest lead - COR None, GT by 35 2nd-00:24.
 COR led for 00:00. GT led for 39:34. Game was tied for 00:05.
 Score tied - 0 times.
 Lead changed - 0 times.

Official Basketball Box Score -- Game Totals -- Final Statistics
Tennessee vs Georgia Tech
 11/16/15 7 p.m. at McCamish Pavilion, Atlanta, Ga.

Tennessee 67 • 1-1

##	Player	Total		3-Ptr			Rebounds			PF	TP	A	TO	Blk	Stl	Min
		FG-FGA	FG-FGA	FT-FTA	Off	Def	Tot									
04	Moore, Armani	r	5-20	1-1	6-8	1	5	6	3	17	1	6	4	4	27	
23	Reese, Derek	r	1-2	0-0	0-0	5	5	10	2	2	1	1	0	1	32	
00	Punter, Kevin	g	4-11	0-0	1-4	2	2	4	2	2	2	9	0	0	30	
03	Hubbs III, Robert	g	6-16	0-2	1-1	2	3	5	3	13	3	1	0	0	36	
34	Baulkman, Devon	g	3-13	1-8	0-0	3	1	4	1	7	2	1	0	0	28	
02	Kasongo, Ray	g	0-1	0-0	0-2	1	1	2	0	0	0	0	0	2		
11	Alexander, Kyle	g	0-0	0-0	0-0	0	2	2	0	0	0	0	0	5		
15	Mostella, Detrick	g	3-6	2-4	1-2	2	4	6	1	9	0	3	0	0	23	
21	McGhee, Jabari	g	5-8	0-0	0-0	2	2	4	4	10	0	0	0	1	20	
Team						6	4	10								
Totals			27-77	4-15	9-17	24	29	53	16	67	9	16	4	6	200	

FG % 1st Half: 16-42 38.1% 2nd half: 11-35 31.4% Game: 27-77 35.1%
 3FG % 1st Half: 2-7 28.6% 2nd half: 2-8 25.0% Game: 4-15 26.7%
 FT % 1st Half: 4-7 57.1% 2nd half: 5-10 50.0% Game: 9-17 52.9%

Deadball Rebounds 5

Georgia Tech 69 • 2-0

##	Player	Total		3-Ptr			Rebounds			PF	TP	A	TO	Blk	Stl	Min
		FG-FGA	FG-FGA	FT-FTA	Off	Def	Tot									
00	Mitchell, Charles	r	5-8	0-0	2-3	2	10	12	4	12	0	5	3	4	27	
32	Jacobs, Nick	r	9-15	0-0	5-6	4	5	9	2	23	1	1	0	0	31	
02	Smith, Adam	g	4-11	1-8	0-0	0	0	0	4	9	2	1	1	0	24	
03	Georges-Hunt, Marcus	g	6-15	1-4	4-6	4	3	7	1	17	2	1	1	2	30	
11	Heath, Josh	g	0-1	0-1	0-0	1	1	2	0	2	0	5	1	1	24	
01	Jackson, Tadic	g	2-9	0-3	0-0	0	2	2	0	4	1	1	0	0	15	
10	Jorgenson, Travis	g	0-3	0-2	0-2	0	1	1	0	1	0	2	2	0	16	
12	Stephens, Quinton	g	0-1	0-1	0-0	1	1	2	1	0	1	0	0	0	11	
33	White, James	g	1-7	0-0	0-1	4	3	7	3	2	1	2	4	0	16	
44	Lammers, Ben	g	1-1	0-0	0-0	1	1	2	1	2	0	0	2	0	6	
Team						2	1	3								
Totals			28-71	2-19	11-18	19	28	47	19	69	15	14	12	10	200	

FG % 1st Half: 16-36 44.4% 2nd half: 12-35 34.3% Game: 28-71 39.4%
 3FG % 1st Half: 1-10 10.0% 2nd half: 1-9 11.1% Game: 2-19 10.5%
 FT % 1st Half: 7-8 87.5% 2nd half: 4-10 40.0% Game: 11-18 61.1%

Deadball Rebounds 2.1

Officials: Tim Clougherty, Joe Lindsey, Jamie Luckie
 Technical fouls: Tennessee-None. Georgia Tech-None.
 Attendance: 5467

Score by periods	1st	2nd	Total
Tennessee	38	29	67
Georgia Tech	40	29	69

Points	In	Off	2nd	Fast	Bench
UT	44	17	16	14	19
GT	36	12	14	16	8

Last FG - UT 2nd-01:52, GT 2nd-02:23.
 Largest lead - UT by 9 2nd-14:31, GT by 7 2nd-06:47.
 UT led for 07:10. GT led for 28:45. Game was tied for 03:38.
 Score tied - 7 times.
 Lead changed - 7 times.

Official Basketball Box Score -- Game Totals -- Final Statistics
Green Bay vs Georgia Tech
 11/19/15 7 p.m. at McCamish Pavilion, Atlanta, Ga.

Green Bay 77 • 0-3

##	Player	Total		3-Ptr			Rebounds			PF	TP	A	TO	Blk	Stl	Min
		FG-FGA	FG-FGA	FT-FTA	Off	Def	Tot									
04	Fouse, Jordan	r	3-7	1-3	2-4	0	3	3	2	9	2	1	0	3	22	
45	Lowe, Kenneth	r	3-5	0-0	1-1	1	0	1	1	7	2	2	2	0	24	
02	Botz, Turner	g	0-6	0-2	0-0	0	0	0	3	0	1	0	0	0	18	
12	Love, Carrington	g	3-12	1-5	0-0	1	1	2	1	7	5	1	0	23		
34	Cooper, Charles	g	6-10	0-1	2-2	1	2	3	1	4	0	2	0	0	18	
01	Kanter, Kerem	g	3-5	0-1	0-1	1	2	3	1	6	0	0	0	0	13	
03	Small, Khalil	g	1-7	0-2	4-4	1	1	2	2	6	1	1	0	0	15	
05	Brown, Avery	g	3-6	3-3	0-2	0	4	4	0	9	0	1	0	0	13	
11	Brown, Anthony	g	3-6	0-0	2-4	1	4	5	1	8	1	1	0	1	20	
23	Hurdle, Jamar	g	2-3	0-0	2-3	1	2	3	1	6	0	1	0	0	14	
32	Findlay, Tevin	g	2-4	1-2	0-0	0	0	0	1	5	2	0	0	0	16	
50	Uwadiae, Henry	g	0-0	0-0	0-0	0	0	0	0	0	0	0	0	4		
Team						3	2	5								
Totals			29-71	6-19	13-21	10	21	31	16	7						

Official Basketball Box Score -- Game Totals -- Final Statistics
Arkansas vs Georgia Tech
11/26/15 2:00 p.m. at Brooklyn, N.Y. (Barclays Center)

Arkansas 73 • 2-2

##	Player	Total			3-Ptr			Rebounds			PF	TP	A	TO	Blk	Stl	Min
		FG	FGA	FT	FTA	Off	Def	Tot									
55	MILES, Keaton	r	2-5	0-0	0-0	2	1	3	3	4	2	1	0	1	1	19	
33	KINGSLEY, Moses	c	5-8	0-0	3-6	4	5	9	5	13	0	2	1	0	23	32	
04	DURHAM, Jabril	g	2-6	0-3	1-3	0	5	5	2	5	6	2	0	1	33	33	
05	BELL, Anthlon	g	5-12	4-8	0-1	0	0	0	1	14	0	1	2	0	27	27	
24	WHITT, Jimmy	g	4-12	0-0	2-2	0	3	3	4	10	1	1	0	0	29	29	
01	THOMPSON, Trey	g	0-0	0-0	0-0	0	1	1	2	0	0	1	0	0	7	7	
03	HANNAHS, Dusty	g	5-10	2-3	5-5	0	0	0	4	17	2	2	0	0	24	24	
21	WATKINS, Manuale	g	2-5	0-0	1-2	1	0	1	1	5	3	2	0	4	23	23	
50	KOUASSI, Willy	g	1-2	0-0	3-4	0	2	2	1	5	0	0	2	0	15	15	
	Team					2	0	2									
	Totals		26-60	6-14	15-23	9	17	26	23	73	14	12	5	6	200	200	
	FG % 1st Half: 14-25	56.0%	2nd half: 12-35	34.3%	Game: 26-60	43.3%											
	3FG % 1st Half: 5-8	62.5%	2nd half: 1-6	16.7%	Game: 6-14	42.9%											
	FT % 1st Half: 5-7	71.4%	2nd half: 10-16	62.5%	Game: 15-23	65.2%											

Georgia Tech 83 • 4-1

##	Player	Total			3-Ptr			Rebounds			PF	TP	A	TO	Blk	Stl	Min
		FG	FGA	FT	FTA	Off	Def	Tot									
00	Mitchell, Charles	r	5-8	0-0	8-10	7	11	18	3	18	3	2	0	0	32	32	
03	Georges-Hunt, Marcus	r	5-13	3-5	6-6	2	4	6	2	19	2	5	0	0	35	35	
32	Jacobs, Nick	c	3-8	0-0	1-2	0	1	1	4	7	0	2	1	0	18	18	
02	Smith, Adam	g	6-12	5-7	2-4	0	3	3	3	19	0	2	0	1	26	26	
11	Heath, Josh	g	1-4	0-1	2-2	2	1	3	1	4	5	1	0	2	27	27	
01	Jackson, Tadic	g	0-1	0-1	0-0	0	0	0	0	0	0	0	0	0	8	8	
10	Jorgenson, Travis	g	1-3	0-2	0-0	0	1	1	0	2	4	1	0	0	13	13	
12	Stephens, Quinton	g	1-2	0-0	0-0	1	2	3	2	2	0	0	1	0	15	15	
33	White, James	g	1-3	0-0	0-2	0	1	1	3	2	0	0	0	1	4	4	
44	Lammers, Ben	g	5-6	0-0	0-1	4	4	8	2	10	1	2	0	1	22	22	
	Team					2	4	6			1						
	Totals		28-60	8-16	19-27	18	32	50	20	83	15	16	2	5	200	200	
	FG % 1st Half: 16-34	47.1%	2nd half: 12-26	46.2%	Game: 28-60	46.7%											
	3FG % 1st Half: 4-9	44.4%	2nd half: 4-7	57.1%	Game: 8-16	50.0%											
	FT % 1st Half: 5-8	62.5%	2nd half: 14-19	73.7%	Game: 19-27	70.4%											

Officials: Ed Corbett, Gary Prager, Clarence Armstrong

Technical fouls: Arkansas-None. Georgia Tech-None.

Attendance: 1263

2015 NIT Season Tip-Off Semifinals Game 1

Score by periods	1st	2nd	Total
Arkansas	38	35	73
Georgia Tech	41	42	83

	Points	In Paint	Off T/O	2nd Chance	Fast Break	Bench
ARK	38	16	5	2	27	
GT	30	18	26	7	16	

Last FG - ARK 2nd-00:24, GT 2nd-00:08. Largest lead - ARK by 2 1st-02:58, GT by 10 1st-09:09. ARK led for 00:33. GT led for 37:44. Game was tied for 01:43.

Score tied - 2 times. Lead changed - 2 times.

Official Basketball Box Score -- Game Totals -- Final Statistics
Wofford vs Georgia Tech
12/1/15 7 p.m. at McCamish Pavilion, Atlanta, Ga.

Wofford 61 • 2-4

##	Player	Total			3-Ptr			Rebounds			PF	TP	A	TO	Blk	Stl	Min
		FG	FGA	FT	FTA	Off	Def	Tot									
31	Neumann,CJ	r	4-5	0-0	0-0	1	1	2	3	8	0	1	0	1	23	23	
33	Jackson,Cameron	r	1-1	0-0	2-2	2	1	3	5	4	1	1	0	1	9	9	
05	Garcia,Eric	g	1-4	1-3	6-6	0	1	1	3	9	4	1	0	1	26	26	
12	Collins,Spencer	g	2-9	1-5	0-0	0	0	0	3	5	3	1	0	1	28	28	
20	Allen,Jaylen	g	1-6	0-4	1-1	2	0	2	2	3	2	0	0	0	21	21	
01	Brooks,Derrick	g	0-0	0-0	0-0	0	1	1	0	0	0	1	0	0	14	14	
03	Magee,Fletcher	g	2-7	0-3	0-0	0	1	1	2	4	2	1	0	0	24	24	
04	Korkowski,Zach	g	1-1	0-0	1-1	0	0	0	0	3	0	0	0	0	2	2	
11	Perez,Bobby	g	0-1	0-0	0-0	0	0	0	1	0	1	0	0	0	3	3	
16	Stumpe,Trevor	g	1-1	1-1	2-2	0	0	0	0	5	0	0	0	0	4	4	
24	Gordon,Justin	g	7-14	0-0	0-0	0	5	5	3	14	0	2	1	0	26	26	
35	Sawvell,Ryan	g	2-3	0-1	0-0	0	3	3	4	4	0	0	1	0	10	10	
50	Pegram,Matthew	g	1-3	0-0	0-0	0	1	1	0	4	2	0	0	0	10	10	
	Team					0	3	3									
	Totals		23-55	3-17	12-12	5	17	22	26	61	13	8	2	4	200	200	
	FG % 1st Half: 14-28	50.0%	2nd half: 9-27	33.3%	Game: 23-55	41.8%											
	3FG % 1st Half: 2-7	28.6%	2nd half: 1-10	10.0%	Game: 3-17	17.6%											
	FT % 1st Half: 0-0	0.0%	2nd half: 12-12	100.0%	Game: 12-12	100.0%											

Georgia Tech 77 • 5-2

##	Player	Total			3-Ptr			Rebounds			PF	TP	A	TO	Blk	Stl	Min
		FG	FGA	FT	FTA	Off	Def	Tot									
00	Mitchell, Charles	r	3-5	0-0	4-7	6	9	15	2	10	0	0	0	0	25	25	
32	Jacobs, Nick	r	2-7	0-0	0-0	2	2	4	3	4	0	2	2	0	15	15	
02	Smith, Adam	g	6-9	4-5	0-0	0	1	1	2	16	1	1	0	0	23	23	
03	Georges-Hunt, Marcus	g	0-5	0-2	6-8	1	4	5	1	6	1	0	0	0	26	26	
11	Heath, Josh	g	2-5	0-2	0-0	0	1	1	1	4	4	1	0	0	19	19	
01	Jackson, Tadic	g	2-6	0-3	3-4	1	1	2	2	7	2	0	0	0	16	16	
05	Heyward, Corey	g	0-0	0-0	0-0	0	0	0	0	0	0	1	0	0	3	3	
10	Jorgenson, Travis	g	3-4	2-3	0-0	0	0	0	0	8	1	1	0	1	16	16	
12	Stephens, Quinton	g	2-3	2-3	6-6	0	2	2	2	12	2	0	0	0	17	17	
33	White, James	g	2-6	0-0	1-2	3	3	6	1	5	1	0	2	0	21	21	
42	Rowland, Rand	g	0-0	0-0	0-0	0	0	0	1	0	0	1	0	0	2	2	
44	Lammers, Ben	g	2-3	0-0	1-2	0	2	2	1	5	2	1	1	0	17	17	
	Team					1	1	2									
	Totals		24-53	8-18	21-29	14	26	40	16	77	14	8	5	3	200	200	
	FG % 1st Half: 10-29	34.5%	2nd half: 14-24	58.3%	Game: 24-53	45.3%											
	3FG % 1st Half: 4-7	57.1%	2nd half: 4-11	36.4%	Game: 8-18	44.4%											
	FT % 1st Half: 8-10	80.0%	2nd half: 13-19	68.4%	Game: 21-29	72.4%											

Officials: Tim Comer, Tim Kelly, Tim Ebersole

Technical fouls: Wofford-None. Georgia Tech-None.

Attendance: 4389

Score by periods	1st	2nd	Total
Wofford	30	31	61
Georgia Tech	32	45	77

Last FG - WOF 2nd-00:10, GT 2nd-03:47. Largest lead - WOF by 6 1st-03:56, GT by 25 2nd-05:24. WOF led for 17:10. GT led for 21:40. Game was tied for 01:10.

Score tied - 1 time. Lead changed - 3 times.

Official Basketball Box Score -- Game Totals -- Final Statistics
Georgia Tech vs Villanova
11/27/15 3:00 p.m. at Brooklyn, N.Y. (Barclays Center)

Georgia Tech 52 • 4-2

##	Player	Total			3-Ptr			Rebounds			PF	TP	A	TO	Blk	Stl	Min
		FG	FGA	FT	FTA	Off	Def	Tot									
00	Mitchell, Charles	r	7-12	0-0	2-2	4	7	11	2	16	0	1	0	1	30	30	
32	Jacobs, Nick	r	1-7	0-0	0-0	1	6	7	3	2	0	3	0	0	18	18	
02	Smith, Adam	g	1-9	1-6	0-0	0	2	2	2	3	0	2	0	0	32	32	
03	Georges-Hunt, Marcus	g	2-8	0-0	2-4	1	1	2	1	6	2	1	0	0	25	25	
11	Heath, Josh	g	1-1	0-0	4-4	0	2	2	4	6	4	2	0	0	24	24	
01	Jackson, Tadic	g	3-10	0-4	1-2	1	0	1	1	7	0	1	0	0	18	18	
10	Jorgenson, Travis	g	1-2	0-1	0-1	0	1	1	0	2	1	0	0	0	11	11	
12	Stephens, Quinton	g	2-4	1-3	1-2	0	0	0	0	6	2	0	0	0	16	16	
33	White, James	g	2-2	0-0	0-0	1	2	3	1	4	0	1	0	0	13	13	
44	Lammers, Ben	g	0-1	0-0	0-0	1	1	2	2	0	0	1	1	1	13	13	
	Team					7	1	8			1						
	Totals		20-56	2-14	10-15	16	23	39	16	52	7	14	1	2	200	200	
	FG % 1st Half: 10-27	37.0%	2nd half: 10-29	34.5%	Game: 20-56	35.7%											
	3FG % 1st Half: 2-7	28.6%	2nd half: 0-7	0.0%	Game: 2-14	14.3%											
	FT % 1st Half: 1-2	50.0%	2nd half: 9-13	69.2%	Game: 10-15	66.7%											

Villanova 69 • 6-0

##	Player	Total			3-Ptr			Rebounds			PF	TP	A	TO	Blk	Stl	Min
		FG	FGA	FT	FTA	Off	Def	Tot									
02	JENKINS, Kris	r	3-10	3-10	3-4	0	2	2	3	12	0	2	0	0	27	27	
23	OCHEFU, Daniel	r	2-3	0-0	0-1	2	2	4	2	4	1	0	1	1	17	17	
01	BRUNSON, Jalen	g	5-8	0-3	3-4	0	3	3	2	13	2	2	0	2	35	35	
03	HART, Josh	g	6-11	1-5	0-0	2	5	7	0	13	2	2	0	1	24	24	
15	ARCIDIACONO, Ryan	g	4-6	1-2	0-1	0	2	2	4	9	2	2	0	1	24	24	
05	BOOTH, Phil	g	3-7	1-3	0-0	0	1	1	2	7	2	0	0	0	28	28	
10	DIVINCENZO, Donte	g	1-1	1-1	0-0	0	0	0	1	3	0	0	0	0	7	7	
25	BRIDGES, Mikal																

Official Basketball Box Score -- Game Totals -- Final Statistics

VCU vs Georgia Tech
12/15/15 9 p.m. at McCamish Pavilion, Atlanta, Ga.

VCU 64 • 5-4

##	Player	Total			3-Ptr			Rebounds			PF	TP	A	TO	Blk	Stl	Min
		FG	FGA	FT	FTA	Off	Def	Tot									
11	Gilmore, Michael	r	1-2	0-1	0-0	0	2	2	3	2	0	0	0	1	1	9	
12	Alie-Cox, Mo	r	1-6	0-0	2-2	4	3	7	2	4	1	1	3	1	1	27	
01	Lewis, JeQuan	g	2-7	1-3	2-2	0	0	0	4	7	4	6	0	0	0	17	
20	Burgess, Jordan	g	1-3	0-2	0-0	3	3	6	2	2	0	1	0	0	0	24	
32	Johnson, Melvin	g	6-17	3-10	2-2	0	0	0	2	17	0	0	0	1	33		
04	Tillman, Justin	g	6-10	0-0	6-6	4	0	4	2	18	0	3	0	0	25		
05	Brooks, Doug	g	2-15	2-10	0-0	1	4	5	5	6	3	0	0	1	22		
10	Williams, Jonathan	g	0-1	0-0	0-0	0	0	0	0	0	0	0	0	0	7		
23	Hamy Mohamed, Ahm	g	1-2	0-0	0-0	1	0	1	0	2	1	0	0	0	10		
24	Billbury, Korey	g	3-8	0-1	0-0	1	4	5	2	6	2	0	0	0	26		
Team						1	5	6			1						
Totals			23-71	6-27	12-12	15	21	36	22	64	10	13	3	6	200		

FG % 1st Half: 12-33 36.4% 2nd half: 11-38 28.9% Game: 23-71 32.4%
3FG % 1st Half: 1-10 10.0% 2nd half: 5-17 29.4% Game: 6-27 22.2%
FT % 1st Half: 2-2 100.0 2nd half: 10-10 100.0 Game: 12-12 100.0

Deadball Rebounds 3

Georgia Tech 77 • 7-2

##	Player	Total			3-Ptr			Rebounds			PF	TP	A	TO	Blk	Stl	Min
		FG	FGA	FT	FTA	Off	Def	Tot									
00	Mitchell, Charles	r	6-10	0-0	0-0	3	8	11	1	12	0	1	1	2	31		
32	Jacobs, Nick	r	2-6	0-0	2-2	2	4	6	1	6	0	1	1	1	24		
02	Smith, Adam	g	3-9	1-5	2-2	0	4	4	1	9	2	0	0	0	31		
03	Georges-Hunt, Marcus	g	4-7	1-2	11-12	0	1	1	4	20	2	5	0	0	24		
11	Heath, Josh	g	3-5	1-1	5-6	0	2	2	12	1	3	0	1	29			
01	Jackson, Tadic	g	1-7	0-1	4-4	0	3	3	1	6	4	2	0	1	24		
12	Stephens, Quinton	g	2-4	2-3	0-0	0	2	2	1	6	2	2	0	0	14		
33	White, James	g	3-7	0-0	0-0	5	3	8	2	6	0	0	0	0	16		
44	Lammers, Ben	g	0-1	0-0	0-0	1	1	2	1	0	0	1	1	0	7		
Team						1	1	2									
Totals			24-56	5-12	24-26	12	29	41	14	77	11	15	3	5	200		

FG % 1st Half: 9-28 32.1% 2nd half: 15-28 53.6% Game: 24-56 42.9%
3FG % 1st Half: 2-6 33.3% 2nd half: 3-6 50.0% Game: 5-12 41.7%
FT % 1st Half: 7-8 87.5% 2nd half: 17-18 94.4% Game: 24-26 92.3%

Deadball Rebounds 1,1

Officials: Roger Ayers, Brian Dorsey, Bryan Kersey
Technical fouls: VCU-None. Georgia Tech-None.
Attendance: 5219

Score by periods	1st	2nd	Total
VCU	27	37	64
Georgia Tech	27	50	77

	In	Off	2nd	Fast	Bench
VCU	26	19	16	16	32
GT	32	17	14	8	18

Last FG - VCU 2nd-00:29, GT 2nd-00:53.
Largest lead - VCU by 4 1st-03:27, GT by 15 2nd-02:59.
VCU led for 09:43, GT led for 24:39. Game was tied for 05:38.

Score tied - 7 times.
Lead changed - 9 times.

Official Basketball Box Score -- Game Totals -- Final Statistics

Georgia Tech vs Georgia
12/19/15 12 p.m. at Stegeman Coliseum, Athens, Ga.

Georgia Tech 61 • 7-3

##	Player	Total			3-Ptr			Rebounds			PF	TP	A	TO	Blk	Stl	Min
		FG	FGA	FT	FTA	Off	Def	Tot									
00	Mitchell, Charles	r	0-3	0-0	0-0	0	4	4	4	0	4	0	0	2	0	15	
32	Jacobs, Nick	r	3-7	0-0	4-5	2	4	6	2	10	1	1	0	0	0	28	
02	Smith, Adam	g	4-12	3-8	0-0	0	0	0	5	11	2	1	0	0	0	28	
03	Georges-Hunt, Marcus	g	1-5	0-2	9-10	1	2	3	4	11	0	4	0	0	0	25	
11	Heath, Josh	g	2-5	0-2	0-0	0	1	1	4	4	3	1	1	0	26		
01	Jackson, Tadic	g	5-11	3-6	1-2	0	1	1	1	14	1	0	0	2	24		
10	Jorgenson, Travis	g	0-1	0-1	0-0	0	1	1	0	0	2	0	0	0	8		
12	Stephens, Quinton	g	1-1	1-1	0-0	1	0	1	2	3	1	3	0	0	11		
33	White, James	g	2-3	0-0	0-0	3	5	8	4	4	0	1	0	0	15		
44	Lammers, Ben	g	2-3	0-0	0-0	1	4	5	2	4	0	1	1	2	20		
Team						3	1	4									
Totals			20-51	7-20	14-17	11	23	34	28	61	10	12	4	4	200		

FG % 1st Half: 12-24 50.0% 2nd half: 8-27 29.6% Game: 20-51 39.2%
3FG % 1st Half: 3-9 33.3% 2nd half: 4-11 36.4% Game: 7-20 35.0%
FT % 1st Half: 7-9 77.8% 2nd half: 7-8 87.5% Game: 14-17 82.4%

Deadball Rebounds 1

Georgia 75 • 5-3

##	Player	Total			3-Ptr			Rebounds			PF	TP	A	TO	Blk	Stl	Min
		FG	FGA	FT	FTA	Off	Def	Tot									
01	Maten, Yante	r	8-11	0-0	1-4	3	2	5	3	17	2	3	2	0	0	31	
24	Kessler, Houston	r	3-6	0-1	0-0	5	3	8	3	6	1	0	0	0	0	28	
04	Mann, Charles	g	1-6	0-0	2-4	0	5	5	4	4	3	4	0	0	0	31	
12	Gaines, Kenny	g	2-7	0-4	4-8	0	2	2	3	8	0	1	1	2	25		
30	Frazier, J.J.	g	9-14	6-9	11-12	0	3	3	0	35	4	1	0	1	33		
00	Jackson II, William	g	0-0	0-0	0-0	0	1	1	0	0	0	0	0	0	5		
13	Wilridge, E'Torrior	g	0-0	0-0	2-2	0	0	0	2	2	0	0	2	0	9		
14	Young, Brandon	g	0-0	0-0	1-2	0	0	0	0	1	0	0	0	0	0+		
15	Iduwe, Osahan	g	0-0	0-0	0-0	0	0	0	2	0	0	0	0	0	2		
25	Geno, Kenny Paul	g	0-1	0-1	0-0	0	0	0	1	0	2	0	0	1	18		
32	Edwards, Mike	g	0-0	0-0	0-0	0	0	0	1	0	1	0	0	0	7		
34	Ogbeide, Derek	g	1-5	0-0	0-0	2	2	4	2	2	1	1	0	0	11		
Team						3	4	7									
Totals			24-50	6-15	21-32	13	22	35	19	75	15	11	5	4	200		

FG % 1st Half: 13-24 54.2% 2nd half: 11-26 42.3% Game: 24-50 48.0%
3FG % 1st Half: 2-6 33.3% 2nd half: 4-9 44.4% Game: 6-15 40.0%
FT % 1st Half: 5-8 62.5% 2nd half: 16-24 66.7% Game: 21-32 65.6%

Deadball Rebounds 1

Officials: Pat Adams, Ron Groover, Chuck Jones
Technical fouls: Georgia Tech-None. Georgia-None.
Attendance: 8011

Score by periods	1st	2nd	Total
Georgia Tech	34	27	61
Georgia	33	42	75

	In	Off	2nd	Fast	Bench
GT	18	12	12	2	25
UGA	32	22	12	9	5

Last FG - GT 2nd-00:14, UGA 2nd-04:00.
Largest lead - GT by 5 1st-03:31, UGA by 15 2nd-00:55.
GT led for 06:58, UGA led for 28:56. Game was tied for 04:06.

Score tied - 4 times.
Lead changed - 8 times.

Official Basketball Box Score -- Game Totals -- Final Statistics

Southeastern Louisiana vs Georgia Tech
12/21/15 7 p.m. at McCamish Pavilion, Atlanta, Ga.

Southeastern Louisiana 62 • 2-10

##	Player	Total			3-Ptr			Rebounds			PF	TP	A	TO	Blk	Stl	Min
		FG	FGA	FT	FTA	Off	Def	Tot									
01	Capps, Jordan	r	2-5	0-1	5-8	1	0	1	4	9	0	1	1	0	0	25	
13	Greenwood, Mo	r	7-14	0-0	2-4	1	4	5	4	16	3	1	0	0	0	34	
33	Grieves, Daniel	r	0-3	0-3	0-0	0	2	2	4	0	0	0	2	0	0	15	
03	Filmore, Joshua	g	8-13	4-8	0-0	0	1	1	0	20	1	1	0	0	33		
10	Jackson, Zay	g	4-11	0-2	1-1	0	6	6	0	9	5	1	0	1	35		
00	Veal, Marlain	g	0-3	0-1	0-0	1	1	2	2	0	3	3	0	0	20		
04	Nelson, Dominic	g	1-2	0-0	0-0	0	5	5	2	2	0	3	0	0	15		
05	Hawkins, Mike	g	3-4	0-1	0-0	0	3	3	0	6	0	0	0	1	23		
Team						3	1	4									
Totals			25-55	4-16	8-13	6	23	29	16	62	12	10	3	2	200		

FG % 1st Half: 9-28 32.1% 2nd half: 16-27 59.3% Game: 25-55 45.5%
3FG % 1st Half: 0-7 0.0% 2nd half: 4-9 44.4% Game: 4-16 25.0%
FT % 1st Half: 3-5 60.0% 2nd half: 5-8 62.5% Game: 8-13 61.5%

Deadball Rebounds 1

Georgia Tech 75 • 8-3

##	Player	Total			3-Ptr			Rebounds			PF	TP	A	TO	Blk	Stl	Min
		FG	FGA	FT	FTA	Off	Def	Tot									
00	Mitchell, Charles	r	4-9	0-0	6-11	6	9	15	2	14	1	2	0	1	29		
33	White, James	r	6-10	0-0	0-0	6	7	13	3	12	0	0	1	0	22		
02	Smith, Adam	g	6-11	4-7	0-0	0	0	0	1	14	1	0	0	0	26		
03	Georges-Hunt, Marcus	g	4-10	4-6	2-2	0	2	2	1	14	1	0	0	1	30		
11	Heath, Josh	g	1-3	0-1	0-0	0	1	1	1	2	9	1	0	0	24		
01	Jackson, Tadic	g	0-2	0-1	1-2	0	1	1	2	1	2	0	0	1	15		
10	Jorgenson, Travis	g	1-3	1-3	0-1	0	1	1	0	3	2	1	0	0	13		
12	Stephens, Quinton	g	0-7	0-4	0-0	0	1	1	0	0	3	0	0	0	12		
32	Jacobs, Nick	g	4-6	0-0	1-2	2	2	4	2	9	0	2	0	1	15		
44	Lammers, Ben	g	1-1	0-0	2-2	1	3	4	0	4	1	0	1	0	14		
Team						0	1	1			2						
Totals			27-62	9-22	12-20	15	28	43	12	75	19	8	2	4	200		

Official Basketball Box Score -- Game Totals -- Final Statistics
Duquesne vs Georgia Tech
12/29/15 7 p.m. at McCamish Pavilion, Atlanta, Ga.

Duquesne 67 • 10-3

Table with 13 columns: Player, FG, 3-Ptr, Rebounds, PF, TP, A TO Blk, Stl, Min. Rows include Eric Gill, Darius Lewis, Derrick Colter, Micah Mason, Rene Castro, Tysean Powell, Mar'Qywell Jackson, Nakye Sanders, Josh Steel, and Team Totals.

FG % 1st Half: 15-35 42.9% 2nd half: 12-34 35.3% Game: 27-69 39.1% 3FG % 1st Half: 5-13 38.5% 2nd half: 4-15 26.7% Game: 9-28 32.1% FT % 1st Half: 1-1 100.0 2nd half: 3-9 33.3% Game: 4-10 40.0%

Georgia Tech 73 • 10-3

Table with 13 columns: Player, FG, 3-Ptr, Rebounds, PF, TP, A TO Blk, Stl, Min. Rows include Charles Mitchell, Nick Jacobs, Adam Smith, Marcus Georges-Hunt, Josh Heath, Tadic Jackson, Travis Jorgenson, Quinton Stephens, James White, and Ben Lammers, and Team Totals.

FG % 1st Half: 11-32 34.4% 2nd half: 13-27 48.1% Game: 24-59 40.7% 3FG % 1st Half: 5-11 45.5% 2nd half: 3-7 42.9% Game: 8-18 44.4% FT % 1st Half: 8-11 72.7% 2nd half: 9-14 64.3% Game: 17-25 68.0%

Officials: Mike Eades, Louie Andrakakos, Tim Nestor Technical fouls: Duquesne-TEAM, Georgia Tech-None. Attendance: 5417

Score by periods table with columns: 1st, 2nd, Total. Rows for Duquesne (36, 31, 67) and Georgia Tech (35, 38, 73). Points, In Paint, Off T/O, 2nd Chance, Fast Break, Bench also shown.

Last FG - DUO 2nd-00:15, GT 2nd-01:50. Largest lead - DUO by 9 1st-10:00, GT by 12 2nd-00:58. DUO led for 25:15. GT led for 11:32. Game was tied for 03:13. Score tied - 7 times. Lead changed - 11 times.

Official Basketball Box Score -- Game Totals -- Final Statistics
Georgia Tech vs North Carolina
01/02/16 12:00 PM at Smith Center, Chapel Hill

Georgia Tech 78 • 10-4, 0-1 ACC

Table with 13 columns: Player, FG, 3-Ptr, Rebounds, PF, TP, A TO Blk, Stl, Min. Rows include Charles Mitchell, Nick Jacobs, Adam Smith, Marcus Georges-Hunt, Josh Heath, Tadic Jackson, Corey Heyward, Travis Jorgenson, Quinton Stephens, James White, Ben Lammers, and Team Totals.

FG % 1st Half: 13-31 41.9% 2nd half: 14-33 42.4% Game: 27-64 42.2% 3FG % 1st Half: 5-8 62.5% 2nd half: 2-7 28.6% Game: 7-15 46.7% FT % 1st Half: 9-13 69.2% 2nd half: 6-6 100.0 Game: 15-19 78.9%

North Carolina 86 • 13-2, 2-0 ACC

Table with 13 columns: Player, FG, 3-Ptr, Rebounds, PF, TP, A TO Blk, Stl, Min. Rows include Brice Johnson, Joel James, Justin Jackson, Berry II, Joel Paige, Marcus Britton, Theo Pinson, Isalah Hicks, Kenny Williams, and Luke Maye, and Team Totals.

FG % 1st Half: 15-33 45.5% 2nd half: 15-26 57.7% Game: 30-59 50.8% 3FG % 1st Half: 1-7 14.3% 2nd half: 1-5 20.0% Game: 2-12 16.7% FT % 1st Half: 8-9 88.9% 2nd half: 16-20 80.0% Game: 24-29 82.8%

Officials: Brian Dorsey, Wally Rutecki, Clarence Armstrong Technical fouls: Georgia Tech-None, North Carolina-None. Attendance: 17392

* - points scored by the other team (wrong basket) 17:58 1st Half - GT Team Basket as ball tipped in by UNC's Johnson

Score by periods table with columns: 1st, 2nd, Total. Rows for Georgia Tech (42, 36, 78) and North Carolina (39, 47, 86). Points, In Paint, Off T/O, 2nd Chance, Fast Break, Bench also shown.

Last FG - GT 2nd-00:51, NC 2nd-03:09. Largest lead - GT by 9 1st-04:22, NC by 10 2nd-01:01. GT led for 22:05. NC led for 12:31. Game was tied for 05:24. Score tied - 10 times. Lead changed - 5 times.

Official Basketball Box Score -- Game Totals -- Final Statistics
Georgia Tech vs Pittsburgh
1/6/16 7:00 PM at Petersen Events Center (Pittsburgh, PA)

Georgia Tech 84 • (10-5, 0-2 ACC)

Table with 13 columns: Player, FG, 3-Ptr, Rebounds, PF, TP, A TO Blk, Stl, Min. Rows include Charles Mitchell, Nick Jacobs, Adam Smith, Marcus Georges-Hunt, Josh Heath, Tadic Jackson, Travis Jorgenson, Quinton Stephens, James White, Ben Lammers, and Team Totals.

FG % 1st Half: 14-30 46.7% 2nd half: 19-38 50.0% Game: 33-68 48.5% 3FG % 1st Half: 3-6 50.0% 2nd half: 7-14 50.0% Game: 10-20 50.0% FT % 1st Half: 5-6 83.3% 2nd half: 3-9 33.3% Game: 8-15 53.3%

Pittsburgh 89 • (13-1, 2-0 ACC)

Table with 13 columns: Player, FG, 3-Ptr, Rebounds, PF, TP, A TO Blk, Stl, Min. Rows include Jamel Artis, Michael Young, Rafael Maia, James Robinson, Sterling Smith, Damon Wilson, Ryan Luther, Chris Jones, Sheldon Jeter, Cameron Johnson, and Alonzo Nelson-Ododa, and Team Totals.

FG % 1st Half: 18-29 62.1% 2nd half: 11-30 36.7% Game: 29-59 49.2% 3FG % 1st Half: 3-5 60.0% 2nd half: 3-8 37.5% Game: 6-13 46.2% FT % 1st Half: 3-6 50.0% 2nd half: 22-24 91.7% Game: 25-30 83.3%

Officials: James Luckie (R), Tim Nestor, Bill Covington, Jr. Technical fouls: Georgia Tech-None, Pittsburgh-TEAM. Attendance: 10249

Score by periods table with columns: 1st, 2nd, Total. Rows for Georgia Tech (36, 48, 84) and Pittsburgh (42, 47, 89). Points, In Paint, Off T/O, 2nd Chance, Fast Break, Bench also shown.

Last FG - GT 2nd-00:01, UP 2nd-00:30. Largest lead - GT by 2 1st-19:48, UP by 15 2nd-06:34. GT led for 00:52. UP led for 38:15. Game was tied for 00:52. Score tied - 1 time. Lead changed - 1 time.

Official Basketball Box Score -- Game Totals -- Final Statistics
Virginia vs Georgia Tech
1/9/16 2 p.m. at McCamish Pavilion, Atlanta, Ga.

Virginia 64 • 12-3, 1-2 ACC

Table with 13 columns: Player, FG, 3-Ptr, Rebounds, PF, TP, A TO Blk, Stl, Min. Rows include Anthony Gill, London Perrantes, Mike Tobey, Marial Shayok, Malcolm Brogdon, Devon Hall, Evan Nolte, Isalah Wilkins, Jared Reuter, Jack Salt, and Darius Thompson, and Team Totals.

FG % 1st Half: 10-26 38.5% 2nd half: 13-31 41.9% Game: 23-57 40.4% 3FG % 1st Half: 0-5 0.0% 2nd half: 4-13 30.8% Game: 4-18 22.2% FT % 1st Half: 4-7 57.1% 2nd half: 10-15 66.7% Game: 14-22 63.6%

Georgia Tech 68 • 11-5, 1-2 ACC

Table with 13 columns: Player, FG, 3-Ptr, Rebounds, PF, TP, A TO Blk, Stl, Min. Rows include Charles Mitchell, Quinton Stephens, James White, Adam Smith, Marcus Georges-Hunt, Tadic Jackson, Josh Heath, Nick Jacobs, Ben Lammers, and Team Totals.

FG % 1st Half: 14-29 48.3% 2nd half: 10-26 38.5% Game: 24-55 43.6% 3FG % 1st Half: 5-9 55.6% 2nd half: 3-6 50.0% Game: 8-15 53.3% FT % 1st Half: 2-2 100.0 2nd half: 10-16 62.5% Game: 12-18 66.7%

Officials: Mike Eades, Jerry Heater, Raymond Stynes Technical fouls: Virginia-None, Georgia Tech-None. Attendance: 8073

Score by periods table with columns: 1st, 2nd, Total. Rows for Virginia (24, 40, 64) and Georgia Tech (35, 33, 68). Points, In Paint, Off T/O, 2nd Chance, Fast Break, Bench also shown.

Last FG - VA 2nd-00:01, GT 2nd-02:22. Largest lead - VA by 2 1st-16:26, GT by 15 1st-01:21. VA led for 00:13. GT led for 36:51. Game was tied for 02:56. Score tied - 3 times. Lead changed - 2 times.

Official Basketball Box Score -- Game Totals -- Final Statistics
Georgia Tech vs Notre Dame
 1/13/16 9 PM at Notre Dame, Ind. - Purcell Pavilion

Georgia Tech 64 • 11-6, 1-3

#	Player	Total		3-Ptr	Rebounds			PF	TP	A	TO	Blk	Stl	Min	
		FG-FGA	FG-FGA		FT-FTA	Off	Def								Tot
00	Mitchell, Charles	r	3-9	0-0	1-2	4	9	13	1	7	0	2	0	1	25
12	Stephens, Quinton	r	1-8	0-3	0-2	3	2	5	0	2	0	0	0	0	23
33	White, James	r	0-0	0-0	1-2	0	2	2	3	1	1	0	0	0	12
02	Smith, Adam	g	4-14	4-11	3-4	0	2	2	3	15	2	0	0	0	31
03	Georges-Hunt, Marcus	g	7-16	0-3	4-4	1	2	3	4	18	3	1	0	1	37
01	Jackson, Tadic		2-5	1-2	2-2	1	0	1	1	7	0	0	0	0	12
10	Jorgenson, Travis		0-0	0-0	0-0	0	0	0	0	0	0	0	0	0	4
11	Heath, Josh		1-4	0-0	0-0	1	2	3	4	2	5	1	0	0	23
32	Jacobs, Nick		5-14	0-0	0-0	2	2	4	3	10	0	1	0	0	15
44	Lammers, Ben		1-2	0-0	0-1	4	3	7	2	2	0	0	3	0	18
	Team					2	1	3							
	Totals		24-72	5-19	11-17	18	25	43	21	64	11	5	3	2	200

FG % 1st Half: 9-36 25.0% 2nd half: 15-36 41.7% Game: 24-72 33.3%
 3FG % 1st Half: 1-8 12.5% 2nd half: 4-11 36.4% Game: 5-19 26.3%
 FT % 1st Half: 8-12 66.7% 2nd half: 3-5 60.0% Game: 11-17 64.7%

Notre Dame 72 • 11-5, 2-2

#	Player	Total		3-Ptr	Rebounds			PF	TP	A	TO	Blk	Stl	Min	
		FG-FGA	FG-FGA		FT-FTA	Off	Def								Tot
04	Beachem, VJ	r	1-3	0-1	4-4	1	4	5	2	6	0	0	1	0	28
03	Ryan, Matt	r	3-9	1-6	3-4	0	7	7	3	10	1	0	0	1	35
30	Auguste, Zach	r	10-13	0-0	4-6	4	5	9	1	24	0	1	2	0	34
11	Jackson, Demetrius	g	2-11	1-7	13-14	0	9	9	3	18	8	3	0	1	39
32	Vasturia, Steve	g	3-9	0-1	0-0	1	3	4	0	6	2	1	0	0	39
00	Pflueger, Rex		0-0	0-0	0-0	0	0	0	0	0	0	0	0	0	4
05	Farrell, Matt		0-2	0-0	0-0	0	0	0	0	0	0	0	0	0	4
35	Colson, Bonzie		2-7	0-0	4-4	2	2	4	3	8	0	1	0	1	17
	Team					2	3	5							
	Totals		21-54	2-15	28-32	10	33	43	16	72	11	6	3	3	200

FG % 1st Half: 10-31 32.3% 2nd half: 11-23 47.8% Game: 21-54 38.9%
 3FG % 1st Half: 1-7 14.3% 2nd half: 1-8 12.5% Game: 2-15 13.3%
 FT % 1st Half: 9-10 90.0% 2nd half: 19-22 86.4% Game: 28-32 87.5%

Officials: Terry Wymer, Tim Comer, Jeff Clark
 Technical fouls: Georgia Tech-None. Notre Dame-None.
 Attendance: 7795

Score by periods	1st	2nd	Total
Georgia Tech	27	37	64
Notre Dame	30	42	72

Points	In	Off	2nd	Fast	Bench
GT	Paint	T/O	Chance	Break	
GT	32	8	16	0	21
ND	38	4	14	4	8

Last FG - GT 2nd-00:29, ND 2nd-04:24.
 Largest lead - GT by 2 1st-09:47, ND by 9 2nd-04:24.
 GT led for 00:42. ND led for 34:07. Game was tied for 05:11.

Score tied - 6 times.
 Lead changed - 2 times.

Official Basketball Box Score -- Game Totals -- Final Statistics
Virginia Tech vs Georgia Tech
 1/16/16 12 p.m. at McCamish Pavilion, Atlanta, Ga.

Virginia Tech 78 • 12-6, 4-1 ACC

#	Player	Total		3-Ptr	Rebounds			PF	TP	A	TO	Blk	Stl	Min	
		FG-FGA	FG-FGA		FT-FTA	Off	Def								Tot
00	Henry, Shane	r	1-1	0-0	0-0	0	2	2	3	2	0	1	0	0	9
32	LeDay, Zach	r	7-15	1-4	6-8	1	6	7	1	21	0	2	4	0	33
04	Allen, Seth	g	1-4	0-1	11-13	0	2	2	3	13	4	5	1	2	26
10	Bibbs, Justin	g	2-8	2-5	2-2	0	5	2	2	8	1	0	0	0	33
23	Hudson, Jalen	g	3-6	1-1	0-2	0	1	1	0	7	2	0	0	0	21
05	Robinson, Justin		4-7	0-1	1-2	0	2	2	2	9	4	1	0	1	23
21	Wilson, Devin		1-1	0-0	2-2	0	0	0	0	1	4	1	1	0	24
11	Pierce, Satchel		2-3	0-0	0-0	0	3	3	4	4	0	1	0	0	6
24	Blackshear Jr, Kerry		2-6	0-0	6-7	4	2	6	3	10	0	2	0	1	25
	Team					0	3	3			1				
	Totals		23-51	4-12	28-36	5	26	31	19	78	12	14	5	5	200

FG % 1st Half: 13-27 48.1% 2nd half: 10-24 41.7% Game: 23-51 45.1%
 3FG % 1st Half: 2-5 40.0% 2nd half: 2-7 28.6% Game: 4-12 33.3%
 FT % 1st Half: 5-9 55.6% 2nd half: 23-27 85.2% Game: 28-36 77.8%

Georgia Tech 77 • 11-7, 1-4 ACC

#	Player	Total		3-Ptr	Rebounds			PF	TP	A	TO	Blk	Stl	Min	
		FG-FGA	FG-FGA		FT-FTA	Off	Def								Tot
00	Mitchell, Charles	r	3-8	0-0	0-2	3	2	5	5	6	3	2	1	1	23
12	Stephens, Quinton	r	1-3	0-2	2-2	1	2	3	2	4	1	0	1	0	13
33	White, James	r	1-3	0-0	0-2	0	5	3	2	0	0	3	0	0	19
02	Smith, Adam	g	2-13	1-7	0-0	0	1	1	3	5	3	0	0	0	31
03	Georges-Hunt, Marcus	g	11-18	2-4	3-4	1	3	4	2	27	2	4	0	0	34
01	Jackson, Tadic		3-5	1-2	0-0	0	2	2	1	7	1	2	0	0	14
10	Jorgenson, Travis		1-1	0-0	0-0	0	3	3	2	2	4	0	0	1	13
11	Heath, Josh		1-2	0-0	1-2	0	0	0	2	3	2	3	0	0	15
32	Jacobs, Nick		7-11	0-0	1-2	2	5	7	2	15	0	2	1	1	21
44	Lammers, Ben		2-2	0-0	2-2	2	4	6	3	6	0	0	4	0	17
	Team					1	1	2							
	Totals		32-66	4-15	9-16	10	28	38	25	77	16	13	10	3	200

FG % 1st Half: 17-34 50.0% 2nd half: 15-32 46.9% Game: 32-66 48.5%
 3FG % 1st Half: 3-7 42.9% 2nd half: 1-8 12.5% Game: 4-15 26.7%
 FT % 1st Half: 6-7 85.7% 2nd half: 3-9 33.3% Game: 9-16 56.3%

Officials: Bryan Kersey, Jamie Luckie, William Humes
 Technical fouls: Virginia Tech-None. Georgia Tech-None.
 Attendance: 6470

Score by periods	1st	2nd	Total
Virginia Tech	43	45	78
Georgia Tech	33	34	77

Points	In	Off	2nd	Fast	Bench
VT	Paint	T/O	Chance	Break	
VT	38	14	3	14	27
GT	52	20	11	28	33

Last FG - VT 2nd-00:58, GT 2nd-00:30.
 Largest lead - VT by 2 2nd-00:58, GT by 15 1st-08:40.
 VT led for 00:08. GT led for 37:37. Game was tied for 02:15.

Score tied - 2 times.
 Lead changed - 1 time.

Official Basketball Box Score -- Game Totals -- Final Statistics
Louisville vs Georgia Tech
 1/23/16 4 p.m. at McCamish Pavilion, Atlanta, Ga.

Louisville 75 • 16-3, 5-1 ACC

#	Player	Total		3-Ptr	Rebounds			PF	TP	A	TO	Blk	Stl	Min	
		FG-FGA	FG-FGA		FT-FTA	Off	Def								Tot
10	Johnson, Jaylen	r	1-6	0-1	0-1	2	0	2	2	2	0	1	0	1	15
32	Onuaku, Chinanu	r	4-11	0-0	4-5	4	7	11	4	12	4	0	1	1	30
00	Lee, Damion	g	6-11	3-6	2-3	0	3	3	3	17	2	2	0	1	38
02	Snider, Quentin	g	1-5	0-2	2-4	3	2	5	2	4	3	1	0	0	24
03	Lewis, Trey	g	5-11	2-5	0-1	0	1	1	0	12	2	1	0	1	36
13	Spalding, Ray		1-2	0-0	0-1	0	0	0	3	2	0	0	0	0	8
14	Mahmoud, Anas		6-9	0-0	3-6	2	2	4	0	15	2	0	1	0	27
22	Adel, Deng		0-1	0-1	0-0	0	1	1	0	0	0	0	0	0	2
45	Mitchell, Donovan		3-5	1-3	4-4	0	3	3	3	11	0	1	0	1	20
	Team					3	0	3							
	Totals		27-61	6-18	15-25	14	19	33	17	75	13	6	2	5	200

FG % 1st Half: 12-36 33.3% 2nd half: 15-25 60.0% Game: 27-61 44.3%
 3FG % 1st Half: 3-10 30.0% 2nd half: 3-8 37.5% Game: 6-18 33.3%
 FT % 1st Half: 5-6 83.3% 2nd half: 10-19 52.6% Game: 15-25 60.0%

Georgia Tech 71 • 11-8, 1-5 ACC

#	Player	Total		3-Ptr	Rebounds			PF	TP	A	TO	Blk	Stl	Min	
		FG-FGA	FG-FGA		FT-FTA	Off	Def								Tot
00	Mitchell, Charles	r	1-4	0-0	0-2	6	4	10	2	2	1	2	0	0	23
33	White, James	r	0-2	0-0	0-0	0	1	1	2	0	0	1	1	0	10
02	Smith, Adam	g	5-12	1-5	1-2	0	2	2	1	12	2	1	0	2	29
03	Georges-Hunt, Marcus	g	5-12	1-2	12-12	0	5	5	2	23	2	2	1	0	28
10	Jorgenson, Travis	g	1-5	0-1	0-0	1	1	2	1	2	1	2	0	0	21
01	Jackson, Tadic		2-3	1-1	1-1	0	2	2	3	6	0	1	0	1	12
11	Heath, Josh		2-2	1-1	1-2	0	0	0	3	6	2	0	0	0	17
12	Stephens, Quinton		2-6	0-3	0-0	2	1	3	1	4	1	0	0	1	14
32	Jacobs, Nick		6-10	0-0	4-4	3	7	10	1	16	0	1	0	0	29
44	Lammers, Ben		0-1	0-0	0-0	0	4	4	2	0	0	0	2	0	17
	Team					2	0	2							
	Totals		24-57	4-13	19-23	14	27	41	21	71	9	11	4	4	200

FG % 1st Half: 13-33 39.4% 2nd half: 11-24 45.8% Game: 24-57 42.1%
 3FG % 1st Half: 2-7 28.6% 2nd half: 2-6 33.3% Game: 4-13 30.8%
 FT % 1st Half: 11-12 91.7% 2nd half: 8-11 72.7% Game: 19-23 82.6%

Officials: Roger Ayers, Sean Hull, Tim Comer
 Technical fouls: Louisville-None. Georgia Tech-None.
 Attendance: 7829

Score by periods	1st	2nd	Total
Louisville	32	43	75
Georgia Tech	39	32	71

Points	In	Off	2nd	Fast	Bench
UL	Paint	T/O	Chance	Break	
UL	32	8	10	17	28
GT	30	10	15	14	32

Last FG - UL 2nd-03:28, GT 2nd-00:19.
 Largest lead - UL by 7 1st-1

Official Basketball Box Score -- Game Totals -- Final Statistics
Georgia Tech vs Syracuse
 1/30/16 12:01 p.m. at Carrier Dome, Syracuse, N.Y.

Georgia Tech 57 • (12-9) (2-6)

##	Player	Total			3-Ptr			Rebounds			PF	TP	A	TO	Blk	Stl	Min
		FG-FGA	FG-FGA	FT-FTA	FG-FGA	FG-FGA	FT-FTA	Off	Def	Tot							
32	Jacobs, Nick	r	6-15	0-0	2-4	2	5	7	2	14	0	2	0	1		30	
33	White, James	r	2-3	0-0	0-0	1	3	4	3	4	1	0	0	0		10	
02	Smith, Adam	g	5-14	3-9	0-0	1	1	2	2	13	4	1	0	0		34	
03	Georges-Hunt, Marcus	g	1-5	1-5	3-4	1	2	3	4	6	4	2	1	2		37	
11	Heath, Josh	g	0-1	0-0	1-2	0	1	1	0	1	1	1	0	0		15	
00	Mitchell, Charles		2-6	0-0	1-2	3	4	7	1	5	0	1	1	1		17	
01	Jackson, Tadic		0-2	0-2	1-2	0	1	1	3	1	3	1	0	0		19	
12	Stephens, Quinton		1-2	1-2	0-0	1	5	6	1	3	0	1	0	0		16	
44	Lammers, Ben		4-8	0-0	2-2	3	4	7	3	10	1	0	0	2		22	
	Team					2	0	2			3						
	Totals		21-56	5-18	10-16	14	26	40	19	57	14	12	2	6		200	

FG % 1st Half: 13-29 44.8% 2nd half: 8-27 29.6% Game: 21-56 37.5% Deadball
 3FG % 1st Half: 4-10 40.0% 2nd half: 1-8 12.5% Game: 5-18 27.8% Rebounds
 FT % 1st Half: 5-8 62.5% 2nd half: 5-8 62.5% Game: 10-16 62.5% 2

Syracuse 60 • (15-8) (5-5)

##	Player	Total			3-Ptr			Rebounds			PF	TP	A	TO	Blk	Stl	Min
		FG-FGA	FG-FGA	FT-FTA	FG-FGA	FG-FGA	FT-FTA	Off	Def	Tot							
21	Roberson, Tyler	r	3-5	0-0	0-2	4	4	8	3	6	2	2	0	0		30	
23	Richardson, Malachi	r	4-10	1-4	4-8	0	7	7	2	13	2	4	0	1		36	
32	Coleman, DaJuan	c	4-5	0-0	3-4	1	2	3	5	11	0	2	1	1		24	
00	Gbinije, Michael	g	5-10	2-5	4-5	0	0	0	2	16	3	2	0	3		38	
10	Cooney, Trevor	g	3-12	1-5	0-0	0	4	4	2	7	2	1	0	0		34	
01	Howard, Franklin		0-1	0-0	1-2	1	2	3	0	1	6	0	1	0		14	
20	Lydon, Tyler		2-7	2-4	0-0	2	4	6	0	6	0	1	2	0		24	
	Team					2	2	4									
	Totals		21-50	6-18	12-21	10	25	35	14	60	15	12	4	5		200	

FG % 1st Half: 14-32 43.8% 2nd half: 7-18 38.9% Game: 21-50 42.0% Deadball
 3FG % 1st Half: 4-10 40.0% 2nd half: 2-8 25.0% Game: 6-18 33.3% Rebounds
 FT % 1st Half: 3-5 60.0% 2nd half: 9-16 56.3% Game: 12-21 57.1% 2

Officials: Ed Corbett, Tim Nestor, Sean Hull
 Technical fouls: Georgia Tech-None, Syracuse-None.
 Attendance: 25235

Score by periods	1st	2nd	Total
Georgia Tech	35	22	57
Syracuse	35	25	60

Last FG - GT 2nd-02:56, SU 2nd-02:38. Score tied - 10 times.
 Largest lead - GT by 4 2nd-05:05, SU by 7 1st-04:11. Lead changed - 9 times.
 GT led for 10:06. SU led for 20:05. Game was tied for 09:49.

Official Basketball Box Score -- Game Totals -- Final Statistics
Duke vs Georgia Tech
 2/2/16 9 p.m. at McCamish Pavilion, Atlanta, Ga.

Duke 80 • 16-6, 5-4 ACC

##	Player	Total			3-Ptr			Rebounds			PF	TP	A	TO	Blk	Stl	Min
		FG-FGA	FG-FGA	FT-FTA	FG-FGA	FG-FGA	FT-FTA	Off	Def	Tot							
14	Ingram, Brandon	r	3-15	1-4	7-8	1	9	10	0	14	2	2	4	0		39	
40	Plumlee, Marshall	c	4-4	0-0	0-2	4	8	12	4	8	2	1	0	0		31	
03	Allen, Grayson	g	9-17	7-10	2-2	1	6	7	5	27	4	3	0	1		37	
12	Thornton, Derryck	g	7-11	1-3	0-2	0	4	4	0	15	3	2	0	1		30	
13	Jones, Matt	g	2-6	2-5	0-0	1	1	2	1	6	4	1	0	1		39	
02	Jeter, Chase		1-1	0-0	0-0	0	1	1	4	2	0	0	0	0		8	
30	Kennard, Luke		2-4	0-1	4-4	0	1	2	8	1	0	0	0	0		15	
05	Vrankovic, Antonio		0-0	0-0	0-0	0	0	0	1	0	1	0	0	0		1	
	Team					2	0	2									
	Totals		28-58	11-23	13-18	9	30	39	17	80	16	10	4	3		200	

FG % 1st Half: 12-29 41.4% 2nd half: 16-29 55.2% Game: 28-58 48.3% Deadball
 3FG % 1st Half: 6-13 46.2% 2nd half: 5-10 50.0% Game: 11-23 47.8% Rebounds
 FT % 1st Half: 6-8 75.0% 2nd half: 7-10 70.0% Game: 13-18 72.2% 2

Georgia Tech 71 • 12-10, 2-7 ACC

##	Player	Total			3-Ptr			Rebounds			PF	TP	A	TO	Blk	Stl	Min
		FG-FGA	FG-FGA	FT-FTA	FG-FGA	FG-FGA	FT-FTA	Off	Def	Tot							
32	Jacobs, Nick	r	8-14	0-0	1-1	3	5	8	2	17	0	1	0	1		25	
33	White, James	r	2-4	0-0	0-0	3	4	7	2	4	1	0	0	0		18	
02	Smith, Adam	g	8-19	1-6	0-1	2	4	6	0	17	1	0	0	0		32	
03	Georges-Hunt, Marcus	g	3-9	1-5	3-4	0	2	2	2	10	7	1	1	1		32	
11	Heath, Josh	g	0-2	0-0	0-0	0	0	0	1	0	3	0	0	0		15	
00	Mitchell, Charles		1-4	0-0	0-0	1	5	6	0	2	0	1	0	0		11	
01	Jackson, Tadic		6-13	0-6	3-5	0	0	0	0	15	0	1	0	0		22	
10	Jorgenson, Travis		1-2	0-1	0-0	0	1	1	1	2	3	0	0	0		12	
12	Stephens, Quinton		1-4	0-1	0-0	1	2	3	4	2	1	2	1	2		20	
44	Lammers, Ben		1-2	0-0	0-0	2	1	3	4	2	0	0	0	0		13	
	Team					2	0	2									
	Totals		31-73	2-19	7-11	14	24	38	16	71	16	6	2	4		200	

FG % 1st Half: 18-31 58.1% 2nd half: 13-42 31.0% Game: 31-73 42.5% Deadball
 3FG % 1st Half: 2-8 25.0% 2nd half: 0-11 0.0% Game: 2-19 10.5% Rebounds
 FT % 1st Half: 2-5 40.0% 2nd half: 5-6 83.3% Game: 7-11 63.6% 2

Officials: Les Jones, Raymond Styons, Jeffrey Anderson
 Technical fouls: Duke-None, Georgia Tech-None.
 Attendance: 8600

Score by periods	1st	2nd	Total
Duke	36	44	80
Georgia Tech	40	31	71

Last FG - DU 2nd-00:50, GT 2nd-00:27. Score tied - 5 times.
 Largest lead - DU by 17 2nd-05:35, GT by 7 1st-06:05. Lead changed - 9 times.
 DU led for 17:13. GT led for 19:02. Game was tied for 03:21.

Points	In	Off	2nd	Fast	Bench
	Paint	T/O	Chance	Break	
Duke	30	4	12	17	10
Georgia Tech	46	11	7	14	23