



HURRICANES
BASKETBALL
2017-18 MEDIA GUIDE



BASKETBALL 2017-18 SCHEDULE



NOV. 1
NEWBERRY COLLEGE
7:00 PM
(EXHIBITION)



DEC. 23-25
HONOLULU, HAWAII*[#]



FEB. 3
VIRGINIA TECH*
2:00 PM



NOV. 10
GARDNER-WEBB
8:00 PM



DEC. 30
PITTSBURGH*
4:00 PM



FEB. 7
WAKE FOREST*
7:00 PM



NOV. 12
NAVY
4:00 PM



JAN. 3
GEORGIA TECH*
9:00 PM



FEB. 10
BOSTON COLLEGE*
2:00 PM



NOV. 16
FLORIDA A&M
7:00 PM



JAN. 7
FLORIDA STATE*
6:00 PM



FEB. 13
VIRGINIA*
9:00 PM



NOV. 22
LA SALLE*
6:00 PM



JAN. 13
CLEMSON*
3:00 PM



FEB. 17
SYRACUSE*
12:00 PM



NOV. 25
NORTH FLORIDA
4:00 PM



JAN. 15
DUKE*
7:00 PM



FEB. 19
NOTRE DAME*
7:00 PM



NOV. 29
MINNESOTA
9:00 PM



JAN. 21
NC STATE*
12:00 PM



FEB. 24
BOSTON COLLEGE*
2:00 PM



DEC. 2
PRINCETON*
8:00 PM



JAN. 24
LOUISVILLE*
7:30 PM



FEB. 27
NORTH CAROLINA*
9:00 PM



DEC. 5
BOSTON UNIVERSITY
7:00 PM



JAN. 27
FLORIDA STATE*
4:00 PM



MAR. 3
VIRGINIA TECH*
12:00 PM



DEC. 16
GEORGE WASHINGTON
12:00 PM



JAN. 31
PITTSBURGH*
7:00 PM



*ACC GAME
+ READING, PA.

^ AMERICAN AIRLINES ARENA
* DEC. 23 VS. HAWAII, DEC. 23/24, 25 VS. TBD



TABLE OF CONTENTS



University of Miami
Department of Athletics
5821 San Amaro Drive
Coral Gables, FL 33146

UNIVERSITY OF MIAMI MISSION STATEMENT

The University of Miami’s mission is to educate and nurture students, to create knowledge, and to provide service to our community and beyond. Committed to excellence and proud of the diversity of our University family, we strive to develop future leaders of our nation and the world.

MEDIA INFORMATION

Table of Contents	3
University and Team Information	4
Schedule	5
Roster	6
About the Hurricanes	7
Administration	8-14
Media Policies	15
Facilities	16

COACHES AND STAFF

Head Coach Jim Larrañaga	18-24
Associate Head Coach Chris Caputo	25
Assistant Coach Jamal Brunt	26
Assistant Coach Adam Fisher	27
Director of Operations Lamont Franklin	28
Staff	29-32

STUDENT-ATHLETES

Photo Roster	34-35
Rosters and Pronunciation Guide	36-37
Bruce Brown, Jr.	38-39
Deng Gak	40
Dewan Huell	41
Ebuka Izundu	42-43
Anthony Lawrence II	44
Chris Lykes	45
Rodney Miller, Jr.	46
Ja’Quan Newton	47-48
Mike Robinson	49
Chris Stowell	50
Dejan “DJ” Vasiljevic	51-52
Sam Waardenburg	53
Lonnie Walker IV	54
Miles Wilson	55

2016-17 SEASON IN REVIEW

Results	57
Season Statistics	58-59
Points-Rebounds-Assists	60
Game-by-Game Comparison	61-62
Game Individual Leaders	63-64
Game Highs/Lows	65-67
Top Performances and Trends	68
ACC Recap	69-74
Box Scores	75-83

HISTORY

Year-by-Year Coaching Records	85-86
NCAA Tournament History	87-92
NIT History	93-99
ACC Tournament History	100
All-Americans	101
NBA and ABA Drafts	102
Honors and Awards	103-105
1,000 Points Club	106-107
Miami and the Polls	108-114
All-Time Lettermen	115-117
Miami Basketball History	118-135

RECORDS

Team Records	137-141
Individual Records	142-157
Opponent Team Records	158-161
Opponent Individual Records	162-164
NCAA Tournament Records	165-169
NIT Records	170-174
ACC Tournament Records	175-179
Regular Season Tournament Results	180-182
Year-by-Year Team Stats	183-185
Annual Leaders	186-188
100-Point Games	189-190
Overtime Games	191
Home Attendances	192-193
Series Records	194-196
All-Time Series Results	197-212
Year-by-Year Results	213-238

CREDITS

Editing & Compilation: Miami communications staff
 Photography: JC Ridley & Mason Kelley

UNIVERSITY AND TEAM INFORMATION

SOCIAL MEDIA ACCOUNTS

Basketball Twitter, Instagram & Facebook	@CanesHoops
Athletics Twitter, Instagram & Facebook	@MiamiHurricanes
Blake James, Director of Athletics	Twitter @CanesAllAccess
Sebastian the Ibis	Twitter @UM_Sebastian

UNIVERSITY INFORMATION

Location	Coral Gables, Fla.
Enrollment	17,021
Founded	1925
Nickname	Hurricanes
Colors	Orange (PMS 1665), Green (PMS 3435) and White
President	Dr. Julio Frenk
Director of Athletics	Blake James
Faculty Athletics Representative	Dr. Marvin Dawkins
Conference	Atlantic Coast Conference
Arena / Capacity	Watsco Center / 7,972
Ticket Office Phone	1-800-GO-CANES
Website	www.HurricaneSports.com
Mailing Address	5821 San Amaro Drive, Coral Gables, FL 33146
Communications FAX	305-284-3362
Press Row Phone	305-284-2111
Flagship Radio Station	560 WQAM
Radio Play-by-Play	Joe Zagacki

ATHLETICS ADMINISTRATION

Director of Athletics	Blake James
Deputy AD / Sr. Woman Administrator / COO	Jennifer Strawley
Deputy AD / Chief Financial Officer	Jason Layton
Sr. Associate AD / Academic Services	David Wyman
Sr. Associate AD / Business Operations	Josh Boone
Sr. Associate AD / Comm & Digital Strategy	Carter Toole
Sr. Associate AD / Compliance	Craig Anderson
Sr. Associate AD / Development	Jesse Marks
Sr. Associate AD / Facilities & Event Operations	Tim Wise
Sr. Associate AD / Marketing & Sales	Brent Crank
Sr. Associate AD / Student-Athlete Development	Shirelle Jackson
Associate AD / Athletic Training	Vinny Scavo
Associate AD / Premium Seating & Corp. Development	Ben Creed
Assistant AD / Academic Services	Demetres Darden
Assistant AD / Annual Giving	Emily Boone
Assistant AD / Communications	Tom Symonds
Assistant AD / Communications & Content	Andy Fledderjohann
Assistant AD / Compliance & Eligibility	Dan Raben
Assistant AD / Equipment	David Case
Assistant AD / Events & Operations	Michael Turner
Assistant AD / Major Gifts	Chris Cohen
Assistant AD / Ticket Operations	Tim Cavanaugh
Assistant AD / Ticket Sales	Mackie Feierstein

COMMUNICATIONS

Assistant AD, Communications & Content	Andy Fledderjohann <i>Men's Basketball</i>
Assistant AD	Tom Symonds <i>Men's Tennis, Rowing, Women's Golf</i>
Associate Director	Camron Ghorbi <i>Football, Baseball, Swimming & Diving</i>
Associate Director	David Villavicencio <i>Volleyball, Track & Field, Football</i>
Assistant Director	Alex Schwartz <i>Women's Basketball, Soccer, Women's Tennis, Football</i>
Communications Assistant	Teodor Handarov <i>Men's and Women's Basketball, Men's Tennis, Volleyball</i>

PROGRAM HISTORY

First Year of Basketball	1926
All-Time Record	1,011-739
Under Coach Jim Larrañaga	139-69 (6 years)
All-Time ACC Record	107-111 (13 years)
ACC Record Under Coach Jim Larrañaga	64-42 (6 years)
ACC Regular-Season Championship	1 / 2013
ACC Tournament Championship	1 / 2013
NCAA Appearances	9
	1960, 1998, 1999, 2000, 2002, 2008, 2013, 2016, 2017
All-Time Record in NCAA Tournament	8-9
Last NCAA Postseason Finish	2017 First Round
NIT Appearances	12
	1961, '63, '64, '95, '97, '01, '05, '06, '09, '11, '12, '15
All-Time Record in NIT	11-12
Last NIT Finish	2015 Runner Up

2016-17 IN REVIEW

Overall Record	21-12
Home/Away/Neutral	14-2 / 4-6 / 3-4
ACC Record / Finish	10-8 / 8th
Letter winners Returning / Lost	10 / 2
Starters Returning / Lost	2 / 3
Newcomers	4

WHAT IS BACK?

Category	Total	P/G	Pct.
Games Started	99	0.6	.600
Minutes Played	4489	-	.677
Points	1553	47.1	.681
Field Goals Made	556	16.8	.684
Field Goal Pct.	556-1239	-	.448
3-Point FG Made	130	3.9	.622
3-Point FG Pct.	130-387	-	.336
Free Throws Made	311	9.4	.702
Free Throw Pct.	311-440	-	.706
Rebounds	777	23.5	.661
Assists	291	8.8	.748
Steals	157	4.7	.737
Blocks	86	2.6	.688

RETURNING LEADERS

Points/Game	Ja'Quan Newton	13.5
FG Made	Ja'Quan Newton	150
FG Pct. (G)	Bruce Brown, Jr.	.459
FG Pct. (F)	Ebuka Izundu	.541
3-Point FG Made	Dejan Vasiljevic	51
3-Point Pct.	Anthony Lawrence II	.354
FT Made	Ja'Quan Newton	133
Free Throw Pct.	Dejan Vasiljevic	.800
Rebounds/Game	Bruce Brown, Jr.	5.6
Assists/Game	Ja'Quan Newton	3.4
Steals/Game	Bruce Brown, Jr.	1.5
Blocks/Game	Ebuka Izundu / Dewan Huell	0.8

SQUAD BREAKDOWN (scholarship only)

Returners (10)	Ebuka Izundu, Anthony Lawrence II, Dejan Vasiljevic, Bruce Brown Jr., Rodney Miller, Jr., Dewan Huell, Ja'Quan Newton, Sam Waardenburg, Mike Robinson, Chris Stowell
Newcomers (3)	Chris Lykes, Lonnie Walker IV, Deng Gak
Starters Returning (3)	Ja'Quan Newton, Bruce Brown, Jr., Anthony Lawrence II
Starters Lost (2)	Kamari Murphy, Davon Reed
Transfers - out for 2017-18 (1)	Miles Wilson

2017-18 SCHEDULE

Date	Opponent	Location	TV	Time
Nov. 1	Newberry College (Exhibition)	Coral Gables, Fla.	ACCN Extra	7 p.m.
Nov. 10	Gardner-Webb	Coral Gables, Fla.	ACCN Extra	8 p.m.
Nov. 12	Navy	Coral Gables, Fla.	ACCN Extra	4 p.m.
Nov. 16	Florida A&M	Coral Gables, Fla.	ACCN Extra	7 p.m.
Nov. 22	La Salle	Reading, Pa.		6 p.m.
Nov. 25	North Florida	Coral Gables, Fla.	RSN	4 p.m.

BIG TEN/ACC CHALLENGE

Nov. 29	Minnesota	Minneapolis, Minn.	ESPN2	9 p.m.
---------	-----------	--------------------	-------	--------

HOOPBALL MIAMI INVITATIONAL, American Airlines Arena, Miami

Dec. 2	Princeton	Miami, Fla.	ESPNU	8 p.m.
Dec. 5	Boston University	Coral Gables, Fla.	RSN	7 p.m.
Dec. 16	George Washington	Washington, D.C.	CBSSN	12 p.m.

HAWAIIAN AIRLINES DIAMOND HEAD CLASSIC

Dec. 23	Hawai'i	Manoa, Hawai'i	ESPNU	1 a.m.
Dec. 24	TBD			
Dec. 25	TBD			

Dec. 30	at Pittsburgh	Pittsburgh, Pa.	ACCN Extra	4 p.m.
Jan. 3	at Georgia Tech	Atlanta, Ga.	RSN	9 p.m.
Jan. 7	Florida State	Coral Gables, Fla.	ESPNU	6 p.m.
Jan. 13	at Clemson	Clemson, S.C.	ESPNU	3 p.m.
Jan. 15	Duke	Coral Gables, Fla.	ESPN	7 p.m.
Jan. 21	at NC State	Raleigh, N.C.	ACCN	12 p.m.
Jan. 24	Louisville	Coral Gables, Fla.	ESPN2	7:30 p.m.
Jan. 27	at Florida State	Tallahassee, Fla.	ACCN	4 p.m.
Jan. 31	Pittsburgh	Coral Gables, Fla.	RSN	7 p.m.
Feb. 3	at Virginia Tech	Blacksburg, Va.	ESPN/2	2 p.m.
Feb. 7	Wake Forest	Coral Gables, Fla.	ESPN2	7 p.m.
Feb. 10	at Boston College	Chestnut Hill, Mass.	RSN	2 p.m.
Feb. 13	Virginia	Coral Gables, Fla.	ESPN2	9 p.m.
Feb. 17	Syracuse	Coral Gables, Fla.	CBS	12 p.m.
Feb. 19	at Notre Dame	Notre Dame, Ind.	ESPN	7 p.m.
Feb. 24	Boston College	Coral Gables, Fla.	RSN	2 p.m.
Feb. 27	at North Carolina	Chapel Hill, N.C.	ESPN	9 p.m.
March 3	Virginia Tech	Coral Gables, Fla.	ESPN/2	12 p.m.

ACC Men's Basketball Tournament, Barclays Center, Brooklyn, N.Y.

March 6-10		Brooklyn, N.Y.	TBA	TBA
------------	--	----------------	-----	-----

2017-18 ROSTER

NUMERICAL ROSTER

No.	Name	Pos.	Ht.	Wt.	Yr.	Hometown / Previous School
0	Ja'Quan Newton	Sr.	G	6-2	187	Philadelphia, Pa. / Neumann-Goretti HS
1	Dejan "DJ" Vasiljevic	So.	G	6-3	198	Melbourne, Australia / Australian Institute of Sport
2	Chris Lykes	Fr.	G	5-7	160	Mitchellville, Md. / Gonzaga College HS
3	Anthony Lawrence II	Jr.	G	6-7	210	St. Petersburg, Fla. / Lakewood Senior HS
4	Lonnie Walker IV	Fr.	G	6-4	192	Reading, Pa. / Reading HS
5	Mike Robinson	Sr.	G	5-10	170	New Britain, Conn. / New Britain HS
10	Miles Wilson*	So.	G	6-5	190	Baltimore, Md. / Mount St. Joseph's / Mount St. Mary's
11	Bruce Brown, Jr.	So.	G	6-5	190	Boston, Mass. / Vermont Academy
14	Rodney Miller, Jr.	So.	C	7-0	258	Laurelton, N.Y. / Oak Hill Academy
15	Ebuka Izundu	Jr.	C	6-10	231	Charlotte, N.C. / Victory Christian Center / Nigeria
20	Dewan Huell	So.	F	6-11	220	Miami, Fla. / Miami Norland HS
21	Sam Waardenburg	R-Fr.	F	6-11	220	Henderson, New Zealand / Rangitoto College
22	Deng Gak	Fr.	F	6-8	220	Sydney, Australia / Balir Academy (N.J.)
35	Chris Stowell	Sr.	F	6-6	208	Exeter, N.H. / Tilton School (N.H.) / Exeter HS

ALPHABETICAL ROSTER

11	Bruce Brown, Jr.	So.	G	6-5	190	Boston, Mass. / Vermont Academy
22	Deng Gak	Fr.	F	6-8	220	Sydney, Australia / Balir Academy (N.J.)
20	Dewan Huell	So.	F	6-11	220	Miami, Fla. / Miami Norland HS
15	Ebuka Izundu	Jr.	C	6-10	231	Charlotte, N.C. / Victory Christian Center / Nigeria
3	Anthony Lawrence II	Jr.	G	6-7	210	St. Petersburg, Fla. / Lakewood Senior HS
2	Chris Lykes	Fr.	G	5-7	160	Mitchellville, Md. / Gonzaga College HS
14	Rodney Miller, Jr.	So.	C	7-0	258	Laurelton, N.Y. / Oak Hill Academy
0	Ja'Quan Newton	Sr.	G	6-2	187	Philadelphia, Pa. / Neumann-Goretti HS
2	Mike Robinson	Sr.	G	5-10	170	New Britain, Conn. / New Britain HS
35	Chris Stowell	Sr.	F	6-6	208	Exeter, N.H. / Tilton School (N.H.) / Exeter HS
1	Dejan "DJ" Vasiljevic	So.	G	6-3	198	Melbourne, Australia / Australian Institute of Sport
21	Sam Waardenburg	R-Fr.	F	6-11	220	Henderson, New Zealand / Rangitoto College
4	Lonnie Walker IV	Fr.	G	6-4	192	Reading, Pa. / Reading HS
10	Miles Wilson*	So.	G	6-5	190	Baltimore, Md. / Mount St. Joseph's / Mount St. Mary's

* sitting 2017-18 season due to NCAA transfer rules.

STAFF

Head Coach: Jim Larrañaga, Providence '71, seventh season

Associate Head Coach: Chris Caputo, Westfield State (Mass.) '02

Assistant Coach: Jamal Brunt, Randolph-Macon '03

Assistant Coach: Adam Fisher, Penn State '06, '09

Director of Operations: Lamont Franklin, UNC-Wilmington '97

Associate Director of Operations/Video: Jeff Dyer, Delaware '14

Player Development Assistant: Chaison Allen, Northeastern '11

Strength & Conditioning Coach: Steve Felde, Concordia University (Wis.) '03

Assistant Athletic Trainer: Javier Jimenez, Temple '06

Assistant Athletic Director of Communications & Content: Andy Fledderjohann, Ohio State '02

PRONUNCIATION GUIDE

0	Ja'Quan Newton	Juh-quan	HC	Jim Larrañaga	LARE-uh-NAY-guh
1	Dejan Vasiljevic	Day-on Vass-EEI-uh-vitch	AC	Chris Caputo	Ca-poo-toe
15	Ebuka Izundu	E-boo-kuh E-zoon-du	SC	Steve Felde	Fell-DEE
20	Dewan Huell	Duh-wan Hue-ull	AT	Javier Jimenez	Hah-VEE-air Him-EN-ez
35	Chris Stowell	Stole			

ROSTER BY CLASS

Seniors (2)

Ja'Quan Newton
Chris Stowell #
Mike Robinson #

Juniors (3)

Ebuka Izundu
Anthony Lawrence II

Sophomores (5)

Bruce Brown, Jr.
Dewan Huell
Rodney Miller, Jr.
Dejan "DJ" Vasiljevic
Miles Wilson #

Freshmen (4)

Deng Gak
Chris Lykes
Sam Waardenburg*
Lonnie Walker IV

Walk on * Redshirt % Transfer Sitting Out

ABOUT THE 2017-18 HURRICANES

COACHING STAFF

Head Coach	Jim Larrañaga, Providence, '71
Overall Record (Yrs.)	609-403 (33)
Record at UM (Yrs.)	139-69 (6)
Associate Head Coach	Chris Caputo, Westfield (Mass.) State, '02
Assistant Coach	Jamal Brunt, Randolph-Macon, '03
Assistant Coach	Adam Fisher, Penn State, '06, '09
Director of Basketball Operations	Lamont Franklin, UNC-Wilmington '97
Associate Director of Operations	Jeff Dyer, Delaware '14
Player Development Assistant	Chaiison Allen, Northeastern '11
Strength & Conditioning Coach	Steve Felde, Concordia University (Wis.) '03
Assistant Athletic Trainer	Javier Jimenez, Temple '06

2017-18 HURRICANES

KEY RETURNERS (8)

Name *2016-17 starter	Year	Pos.	PPG	RPG	APG	FG%	FT%
Bruce Brown, Jr.*	So.	G	11.8	5.6	3.2	45.9	74.4
Dewan Huell	So.	F	5.8	3.1	0.2	53.1	64.7
Ebuka Izundu	Jr.	C	4.2	3.0	0.2	54.1	69.0
Anthony Lawrence II*	Jr.	G	6.8	3.8	1.7	41.6	72.6
Rodney Miller, Jr.	So.	C	0.9	0.6	0.0	45.5	44.4
Ja'Quan Newton*	Sr.	G	13.5	3.5	3.4	45.2	69.9
Sam Waardenburg	R-Fr.	F	N/A	N/A	N/A	N/A	N/A
Dejan "DJ" Vasiljevic	So.	G	6.0	1.3	0.5	35.7	80.0

NEWCOMERS (4)

Name	Yr.	Pos.	Ht.	Wt.	Hometown
Deng Gak	Fr.	F	6-8	220	Sydney, Australia
Chris Lykes	Fr.	G	5-7	160	Mitchellville, Md.
Lonnie Walker IV	Fr.	G	6-4	192	Jacksonville, Fla.
Miles Wilson ^	So.	G	6-5	190	Baltimore, Md.

^ Wilson will sit out 2017-18 due to NCAA transfer rules

LETTERMEN LOST (2)

Name *2016-17 starter	Year	Pos.	PPG	RPG	APG	FG%	FT%
Kamari Murphy*	Grad	F	7.1	7.3	0.6	50.8	60.9
Davon Reed*	Grad	G	14.9	4.8	2.4	43.3	83.3

2017-18 RETURNING NUMBERS

	Points	FGM	3FGM	FTM	A	B	S	Reb.
Per Game	47.1	16.8	3.9	9.4	8.8	2.6	4.7	23.5

Starters Returning: 3 Bruce Brown, Jr., Anthony Lawrence II, Ja'Quan Newton

Starters Lost: 2 Kamari Murphy, Davon Reed

Incoming Freshmen: 3 Deng Gak, Chris Lykes, Lonnie Walker IV

Incoming Transfers: 1 Miles Wilson (sitting out for 2017-18 season)

By Class: 4 seniors, 2 juniors, 5 sophomores, 3 freshmen

By Location: 2 - Australia, Florida, Maryland, Pennsylvania, 1 - Connecticut, Massachusetts, New Hampshire, New York, New Zealand, Nigeria

Top Returning Scorer: Ja'Quan Newton - 13.5 ppg

Top Returning Rebounder: Bruce Brown, Jr. - 5.6 rpg

Top Returner in Assists: Ja'Quan Newton - 3.4 apg

Top Returner in Steals: Bruce Brown, Jr. - 1.5 spg

Top Returner in Blocks: Ebuka Izundu / Dewan Huell - 0.8 bpg

UNIVERSITY ADMINISTRATION

**DR. JULIO FRENK**

UNIVERSITY PRESIDENT
UNIVERSIDAD NACIONAL
AUTÓNOMA DE MÉXICO, 1979

Dr. Julio Frenk, a noted leader in global public health and a renowned scholar and academic, was named the sixth president of the University of Miami in April 2015. He assumed his leadership post on August 16, 2015.

Prior to joining the University of Miami, Dr. Frenk was Dean of the Faculty at the Harvard T.H. Chan School of Public Health since January 2009. While at Harvard, he was also the T & G Angelopoulos Professor of Public Health and International Development, a joint appointment with the Harvard Kennedy School of Government.

Dr. Frenk served as the Minister of Health of Mexico from 2000 to 2006. He pursued an ambitious agenda to reform the nation's health system and introduced a program of comprehensive universal health insurance, known as Seguro Popular, which expanded access to health care for tens of millions of uninsured Mexicans.

Dr. Frenk was the founding director-general of the National Institute of Public Health in Mexico, one of the leading institutions of health education and research in the developing world. In 1998 Dr. Frenk joined the World Health Organization (WHO) as executive director in charge of Evidence and Information for Policy, WHO's first-ever unit explicitly charged with developing a scientific foundation for health policy to achieve better outcomes.

He also served as a senior fellow in the global health program of the Bill & Melinda Gates Foundation and as president of the Carso Health Institute in Mexico City. He is the founding chair of the board of the Institute for Health Metrics and Evaluation at the University of Washington. He also co-chaired the Commission on the Education of Health Professionals for the 21st Century, which published its influential report in the leading journal *The Lancet* in 2010, triggering a large number of follow-up initiatives throughout the world.

Dr. Frenk holds a medical degree from the National Autonomous University of Mexico, as well as a master of public health and a joint doctorate in Medical Care Organization and in Sociology from the University of Michigan, Ann Arbor. He has been awarded honorary doctorates from several institutions of higher learning. In September of 2008, Dr. Frenk received the Clinton Global Citizen Award for changing "the way practitioners and policy makers across the world think about health."

He is a member of the U.S. Institute of Medicine, American Academy of Arts and Sciences, and National Academy of Medicine of Mexico.

In addition to his scholarly works, which include more than 140 articles in academic journals, as well as many books and book chapters, he has written two best-selling novels for youngsters explaining the functions of the human body.

**DR. MARVIN DAWKINS**

FACULTY REPRESENTATIVE
EDWARD WATERS COLLEGE, 1970

Dr. Marvin Dawkins, a distinguished professor in the Department of Sociology at the University of Miami, is in his fifth year as the Faculty Athletics Representative. He was named to the post in April 2012, replacing Clyde McCoy after his 17 years of service in that role.

In his FAR post, Dawkins is responsible for ensuring the academic integrity of students participating in University athletic programs and helping to oversee institutional control of the Department of Athletics. The Faculty Athletics Representative serves as a liaison between the University and the athletic department. This individual is the University's voting delegate to the ACC and represents UM with the NCAA and ACC.

Dawkins received his doctorate from Florida State and completed his postdoctoral research fellowships at Howard University and The Johns Hopkins University. He previously served on the faculties of the University of Maryland, Old Dominion University and the University of Wisconsin-Parkside.

His research focuses on issues of race and social equity in such areas as education, career aspirations and mobility, substance abuse prevention, and sports. He has published widely in these areas, including his most recent article titled "Race and Pathways to Power in the National Football League" (with Jomills H. Braddock and Erica Smith), which appears in *American Behavioral Scientist* (2012). His research on golf includes book chapters, scholarly articles, and the book *African American Golfers During the Jim Crow Era* (Praeger 2000), coauthored with Graham C. Kinloch. Dawkins was recently appointed to the United States Golf Association Museum Committee and is currently completing a study on the media treatment of black golfers from the Jim Crow era to the present.

ATHLETICS ADMINISTRATION

**BLAKE JAMES**

DIRECTOR OF ATHLETICS
MINNESOTA STATE-MANKATO, 1992

Since taking over as the University of Miami's Director of Athletics in 2013, Blake James has transformed Miami Athletics, spearheading improvement in all aspects of the department, including postseason appearances, student-athlete support, facility upgrades, ticket sales and academic achievement.

Miami's recent success has garnered James and UM national recognition. In March 2017, James was selected as one of four Division I recipients of the 2016-17 Under Armour Athletic Director of the Year award, an honor given by the National Association of Collegiate Directors of Athletics (NACDA). In June 2017, James began a two-year term as Chair of the NCAA Division I Council, the group responsible for the day-to-day decision-making for all of Division I.

James has placed a strong emphasis on academics during his four-plus years at Miami. In the most recent Graduation Success Rate figures released by the NCAA, Miami student-athletes posted a GSR mark of 90%. Ten Hurricane teams posted perfect 2015-16 scores on the latest Academic Progress Report (APR). In addition, Miami's football program received the 2016 AFCA Academic Achievement Award. In 2016, Hurricane student-athletes also ranked among the nation's best in time committed towards community service.

In the department's continuing efforts to better support student-athletes and coaches, the Hurricane Club -- the fundraising arm of Miami Athletics -- completed a record-setting year in 2016-17. The Hurricane Club raised \$49 million, an all-time record and an increase of more than 80 percent from the previous record of \$26.5 million, set in 2010-11. The Hurricane Club's membership of more than 11,000 members represents an over 100-percent jump from its membership of 5,140 in 2010.

Prior to the 2016 football season, James led the university's football coaching search which resulted in the hiring of Hurricane alum Mark Richt as the football program's new head coach. Richt paid immediate dividends in 2016 as the Hurricanes posted a 9-4 record, won their first bowl game in 10 years and finished ranked #20 in the final Associated Press poll, their first season-ending ranking since 2009.

During the 2015-16 academic year, Miami was the only school in NCAA Division I to have its football team play in a bowl game, its men's and women's basketball teams advance to the NCAA Tournament and its baseball team advance to the College World Series. Overall, Miami had 10 sports programs advance to postseason competition to secure its highest finish in the Learfield Directors' Cup standings in 13 years, an indication of broad-based athletic department success.

During James' tenure, Miami has completed several facility enhancements, including the opening of the Schwartz Center for Athletic Excellence; the completion of the student-athlete training table, fueling station and dining hall; new artificial and natural playing surfaces and lights on the Greentree Practice Fields' and a center-hung scoreboard inside the Watsco Center.

James has also led multiple, multi-million dollar capital renovation projects, including renovations of the Hecht Center and the men's and women's basketball offices. Over the past year, Miami Athletics has secured six leadership gifts of seven figures-or-more, including the largest donation in department

history -- a \$14 million gift from the Soffer Family, which will serve as the lead gift for the Hurricanes' \$34 million Carol Soffer Football Indoor Practice Facility, which broke ground this year.

Ticket sales are also at an all-time high. In 2016, Miami sold a school-record 42,000 football season tickets and ranked first among Power 5 programs in attendance percentage increase (23 percent) over 2015 attendance. The Hurricanes have also sold out their men's basketball season tickets in back-to-back seasons for the first time ever.

In addition, Miami has transformed its broadcast, communications and marketing departments into one of the nation's leaders in digital media and video production. In 2016, Miami aired more live events on ESPN3 than any other ACC institution. James was also instrumental in helping Miami strike one of the largest apparel deals in the country with adidas.

Prior to being named AD, James served Miami Athletics in the roles of Interim AD and Senior Associate AD for Development and Ticket Operations, where he oversaw the day-to-day operations of development, ticket sales and ticket operations. He also was a member of the Hurricanes' senior staff and provided sport supervision.

James came to UM after spending seven years at the University of Maine, where he first served as Senior Associate Athletic Director before serving as Director of Athletics from 2005 to 2010. During his tenure at Maine, athletics experienced tremendous success, including three trips to the Frozen Four for the men's ice hockey program and NCAA playoff berths for football, baseball (two), women's basketball and softball. James implemented a comprehensive \$17 million facility improvement plan at Maine, which included an indoor practice facility and numerous other facility upgrades and renovations. Academically, the program flourished, earning the conference academic cup twice and student-athletes maintaining a 3.0 GPA or above.

Prior to his stint at Maine, James worked in athletic development at Providence College, where he established the "Friars Forever" campaign and the Friar Athletic Fund.

James is no stranger to South Florida, beginning his athletic career with the University of Miami, working in ticket sales, corporate sales and athletic development. In 1995, he was hired as Miami's Director of Ticket Sales, serving in that capacity until 1997, when he was named an athletic development officer at the University of Nebraska. He returned to Miami in 1998 as the Director of Major Gifts and Corporate Sales and was promoted to the Director of Athletic Development at Miami in 2000 before moving on to Providence in 2002.

James graduated from Minnesota State University - Mankato with a Bachelor's degree in Marketing in 1992 and later received his Master's degree in Sports Administration from St. Thomas University in 1994. He and his wife, Kelly, have two children: daughter, Haley, and son, Ryan.

ATHLETICS ADMINISTRATION

**JENNIFER STRAWLEY**

**DEPUTY DIRECTOR OF ATHLETICS
CHIEF OPERATING OFFICER
SENIOR WOMAN ADMINISTRATOR
PENNSYLVANIA, 1998**

Jennifer Strawley joined the University of Miami on June 18, 2012 and currently serves as Deputy Director of Athletics and Chief Operating Officer. She also serves as the departments Senior Woman Administrator.

Serving as the second-in-command, Strawley provides strategic direction for the department and assists the Director of Athletics with the day-to-day operations. She is the sport administrator for football, women's basketball and women's tennis. Strawley leads the department's strategic planning initiatives, policy development and implementation, coordination of department and coaches meetings and gender equity and inclusion initiatives. She oversees the areas of human resources, sports medicine, academic services, equipment / Adidas, video services and student-athlete development, as well as serves as a liaison to various campus groups, the ACC and the NCAA.

Strawley played a key role in the hiring of head football coach Mark Richt, serving on the selection committee. In addition, she was instrumental in the development of Miami's annual Celebration of Women's Athletics recognizing the achievements of Miami's female student-athletes while raising money to support women's athletics.

Actively engaged in intercollegiate athletics nationally, Strawley has served on various committees within the NCAA and the ACC. She currently serves on the ACC Television Committee, the ACC Women's Basketball foresight committee, the ACC Equity Committee, the ACC Infractions and Sportsmanship Review Committee, the ACC Football Schedulers Group, and the NCAA Division I Women's Basketball Oversight Committee. She also serves on the board of directors for Women's Leaders in College Sports and the Women's Basketball Coaches Association.

Prior to UM, Strawley concluded her second tour with the NCAA as the Director of Academic and Membership Affairs. In this role, Strawley was instrumental in providing leadership in the areas of academic governance and development of academic policy. Strawley served on the senior management team and was involved in a variety of other internal operations.

Strawley rejoined the NCAA after serving as the Associate Athletics Director for Intercollegiate Sport Programs and Senior Woman Administrator at Columbia University from 2007-10. While at Columbia, she oversaw numerous varsity sport programs including football and was the athletics program liaison for gender equity and diversity initiatives. Strawley was a member of the department's Executive Management Team.

Prior to her tenure at Columbia, Strawley was the Director of Membership Services and Student-Athlete Reinstatement at the NCAA. In this role, she provided oversight of the student-athlete reinstatement process and was instrumental in the implementation of the student first philosophy. Strawley served as a liaison to numerous NCAA committees and task forces, including the NCAA Divisions I, II and III Student-Athlete Reinstatement Committees, the NCAA Olympic Sports Liaison Committee, and the working group appointed to review trends in initial eligibility.

Strawley first joined the NCAA in 1998 as an enforcement services intern. She is a 1998 graduate of the University of Pennsylvania where she earned her Bachelor of Arts degree in history. During her time at Pennsylvania, she was a two-year captain for the Quakers' softball team. Strawley was inducted into the William Tennent High School Athletics Hall of Fame in January of 2014.

**JASON LAYTON**

**DEPUTY DIRECTOR OF ATHLETICS
CHIEF FINANCIAL OFFICER
SAINT LEO, 1999**

Jason Layton serves as the University of Miami Deputy Director of Athletics and Chief Financial Officer, a position he took over in August 2017. He initially joined Miami in December 2014 as the Senior Associate Athletics Director for Communications and Sales.

In his current position, Layton is responsible for managing the department's business office, marketing, digital strategies, communications, ticket sales, ticket operations, client experience, video production and broadcast departments.

Additionally, Layton has oversight of all departmental licensing matters, Hurricane Sports Properties, serves as the department ACC Network liaison and is the sport administrator for men's basketball.

Since his arrival, Miami has seen exceptional growth in ticket sales and video production services in both content and broadcast with ESPN and the newly formed ACC Network.

Under his watch, Miami has seen an increased level of season ticket sales in football and men's basketball. Under Layton's guidance, Miami saw an unprecedented growth in football attendance during the 2016 season, as the Hurricanes totaled 42,000 season ticket holders and averaged 58,572 fans per game – the 27th-highest total in the nation and leader among all Power Five schools in percentage increase on a year-to-year basis (23 percent).

In addition, Miami sold out its entire 2015-16 and 2016-17 men's basketball season ticket allotment, marking the first time in Hurricane Athletics history that a team has sold out its entire season ticket allotment in back-to-back seasons.

Layton also serves as the primary contact for ESPN with the recent launch of the ACC Network, first in digital format in August 2016 and building to the linear network in fall of 2019. Since 2015, Miami has produced over 200 live events on ESPN3/ACC Network Extra – a figure that ranks near the top of all ACC schools.

Layton, a Florida native, arrived in Miami after spending the 2013 and 2014 seasons at Colorado State University where he served as the department's Senior Associate Athletics Director for Sales and Marketing. During his time in Fort Collins, Colo., Layton's ticket sales plans drove double-digit increases in football, volleyball, men's basketball and women's basketball revenue and tickets sold.

Before his arrival at Colorado State, Layton spent 13 years with the Tampa Bay Buccaneers. In his 13 years with the club, he handled a variety of responsibilities from sales, marketing, ticketing and luxury suite operations to advertising, accounting, finance and purchasing. Layton began his career with the Buccaneers as a customer service representative in 1999 before elevating to the role of Senior Director of Business Administration in 2011. Layton received his bachelor's and master's degrees from Saint Leo University in Saint Leo, Fla.

ATHLETICS ADMINISTRATION

**DAVID WYMAN****SENIOR ASSOCIATE AD
ACADEMIC SERVICES**
FLORIDA A&M, 1994

“When you do the right things, the right things happen.”

David Wyman has empowered over 2,000 student-athletes with his signature creed. Now in his 23rd year, Wyman has advised and mentored a diverse population of student-athletes to become skilled professionals in many different careers.

Wyman is the Senior Associate Athletic Director for Academic Services at the University of Miami, a position he was promoted to in August 2017. Wyman is also the sport administrator for Miami’s volleyball program.

He began his own career as an intern, and was quickly promoted to the full-time staff after working just two months in the academic services division. Wyman became the assistant director two years later, supervising the tutorial program and advising both the football and men’s basketball teams. He was then promoted to associate director, taking on the responsibility of coordinating the NCAA eligibility certification for all 400 student-athletes.

Since 2004, Wyman has managed the Division of Athletic Academic Services, currently leading a staff of eight full-time professionals. Under his leadership, the department and sport programs have gained national recognition and honors for continued growth in both academic progress rates (APR) and graduation success.

A 2016 inductee to the Iron Arrow Society, Wyman has helped guide the football team to a pair AFCA Academic Achievement Awards for graduating 100 percent of student-athletes in the freshman classes of 2002 and 2009.

Wyman is a 1994 graduate of Florida A&M with a bachelor’s degree in accounting. He earned a master’s degree in sports administration from St. Thomas University in 1995. Born in Staten Island, N.Y., he is married to Jewyll, and the couple has three daughters: Rebecca, Dominique and Sarah. Wyman has been a Big Brother in the Miami-Dade Big Brother/Big Sister Organization and is also a member of Omicron Delta Kappa, The National Leadership Honor Society and the National Association of Academic Advisors for Athletics.

**JOSH BOONE****SENIOR ASSOCIATE AD
BUSINESS OPERATIONS**
ELON, 1995

After a pair of promotions, Joshua Boone now serves as the Senior Associate Athletic Director for Business Operations at the University of Miami. Boone was hired in July 2012 as the Assistant AD for Business Operations, was elevated to Associate AD in March 2014 and took on his new title in August 2017.

In addition to his role within the business office, Boone is also the sport administrator for Miami’s swimming and diving programs.

Boone, who spent the previous nine years working for the University of North Carolina, was promoted to associate director of business operations with the Tar Heels in November 2011. In his time in Chapel Hill, Boone supervised the day-to-day operations of a \$72 million operating budget, served as the department liaison with accounting, development, disbursement, facility services and outside travel vendors, and also assisted in the athletic department’s annual budget preparations. He began his time in the Tar Heels’ Business Office as an accounting technician in December 2002.

Prior to working at UNC, Boone worked for the North Carolina High School Athletic Association from September 1999 to 2002. While at the NCHSAA, Boone designed, edited and published various publications, developed and maintained the organization’s official website, and coordinated statewide media relations.

Boone received his bachelor’s degree athletic training from Elon University in 1995 before earning his master’s degree in athletic administration from East Carolina (1998) and his M.B.A from Elon in 2004. He has been an active member with the College Athletic Business Management Association since 2009, serving on the membership, publicity and program committees.

He currently lives in Coral Gables, Fla., with his wife, Emily, who is the assistant AD of annual giving for the Hurricane Club. The couple has two children, Mackenzie and Noah.

ATHLETICS ADMINISTRATION

**CARTER TOOLE**

**SENIOR ASSOCIATE AD
COMM. & DIGITAL STRATEGY**
NORTH CAROLINA, 1995

Carter Toole serves as the Senior Associate Athletic Director for Communications and Digital Strategy at the University of Miami. He joined the Hurricanes as an associate AD in November 2016 and was promoted to his current role in August 2017.

Toole oversees the communications, digital and video content departments, as well as assists with publicity for the football program and head football coach Mark Richt.

Toole previously co-owned a Nashville-based marketing agency, Wheelhouse Marketing Advisors, which was acquired by a local technology firm (Atiba) at the end of 2015. Before launching Wheelhouse he served as Vice President, Digital, at another Nashville firm, January & Associates.

Prior to entering the agency business, Toole worked in the National Football League for nine seasons with four teams. After public relations stints with the Green Bay Packers, Tennessee Titans and Tampa Bay Buccaneers, he joined the Houston Texans as the club's first director of internet services & publications.

He was part of the Texans' communications staff that won the Pete Rozelle Award in 2004 as voted on by the Pro Football Writers Association of America. Toole has also worked eight Super Bowls as a member of the NFL's media relations staff.

Toole started his sports communications career in the media relations offices at Arizona State University and the University of North Carolina at Chapel Hill, where he earned his bachelor's degree.

A native of Alexandria, Va., Toole and his wife, Barbara, have two daughters.

**CRAIG ANDERSON**

**SENIOR ASSOCIATE AD
COMPLIANCE**
PITTSBURGH, 2005

Craig Anderson came to the University of Miami in March 2013 and was elevated to the role of Senior Associate Athletic Director for Compliance and appointed to the department's executive senior staff in July 2015.

Anderson is responsible for managing all aspects of the University's compliance program, including educating coaches, student-athletes, boosters, athletic department staff and other University officials about NCAA and Atlantic Coast Conference rules and regulations.

Anderson is also responsible for overseeing all compliance processes and procedures dealing with the University's monitoring of recruiting, eligibility, financial and certification. Anderson is a member of the National Association of Athletics Compliance Coordinators (NAAC) and is the sport administrator for the Miami baseball program.

Prior to his position at the University of Miami he held positions in Compliance at NC State, University of Virginia, UNLV and Marshall University.

Anderson graduated from the University of Pittsburgh in 2005 with a bachelor's degree in political science and a year later, he graduated from Marshall University with a master's degree in athletic administration.

ATHLETICS ADMINISTRATION

**JESSE MARKS**

**SENIOR ASSOCIATE AD
DEVELOPMENT**
MIAMI, 2005, 2008

Jesse Marks was promoted to Senior Associate Athletic Director for Development in August 2016. He was previously promoted to associate AD for development in November 2012 following two years as assistant athletics director for major gifts.

Under the guidance of Director of Athletics Blake James, Marks is responsible for all development operations for the department of athletics, including campaign oversight, major giving, annual fund, donor stewardship, event hospitality and coordination with central advancement efforts. Marks is also the sport administrator for Miami's men's tennis program.

Since Marks' arrival in 2010, the Hurricane Club has seen significant growth in major giving and annual giving participation. Following the department's restructure in 2010, the Hurricane Club's development results have increased significantly across the board. Major Giving is up more than 70 percent since 2010, increasing from \$14 million in 2010 to \$26.6 million in 2011 and to an all-time high of \$49 million in 2016-17.

Annual giving has also seen unprecedented growth through extensive marketing, philanthropic re-branding and digital strategy. Since 2010, annual Hurricane Club Membership has increased by more than 100 percent to an all-time record of 11,500 active members and over \$14 million raised for student-athlete excellence. The Hurricane Club is consistently recognized nationwide for their use of cutting edge technology and unique campaigns to drive annual support.

Marks has been a part of two major capital campaigns at the University of Miami: The Momentum Campaign, (2000-2008) which raised over \$1 billion for the University, and Momentum2. Under Marks' leadership, athletics exceeded its goal of \$68 million and raised more than \$85 million dollars towards the Momentum campaign and raised over \$118 million towards the university wide \$1.6 billion Momentum2 Campaign.

Prior to his return to UM Athletics, Marks served as assistant director of development at Wake Forest University, where he managed relationships for over 150 athletic donors in the southeast, including South Carolina, Georgia, North Carolina and Florida. Prior to Wake Forest, Marks was as assistant athletics director for development at Florida International University, where he managed all fundraising operations related to the opening of their new football stadium in 2008.

Marks is an active member of the National Association of Athletic Development Directors (NAADD) and is an adjunct professor in the School of Education Sports Administration Program teaching Sport Promotions and Sales.

A two-time Miami graduate, Marks earned his bachelor's degree in 2005 and his master's degree in 2008.

**TIM WISE**

**SENIOR ASSOCIATE AD
FACILITIES & EVENT OPERATIONS**
SOUTH CAROLINA, 1996

Tim Wise is in his sixth year as the Senior Associate Athletic Director for Facilities and Event Operations at the University of Miami. Wise joined the UM staff in June 2012.

Wise has oversight of numerous areas within the department: facilities and maintenance services, capital projects/construction, facilities master planning, event management and guest services, camps/clinics, risk management, information technology, strength & conditioning and nutrition. He is also the liaison to the Watson Center and Hard Rock Stadium, as well as serves as the sport administrator for Miami's soccer and rowing teams.

Wise, who has more than 20 years of experience in college athletics as an event manager, facilities director and administrator, was hired by the University of Wisconsin Athletic Department as assistant athletic director for events and facilities in August, 2008. In January 2012, he was named interim associate athletic director and elevated to the senior management team with additional oversight of the University Ridge Golf Course and \$125 million in capital projects.

Wise also had supervisory oversight of the UW Athletics event management, facilities, food and beverage and guest services units and oversaw an annual budget of approximately \$15 million. He also served in a lead role in administrative coordination of UW Athletics concerts, summer camps and event parking.

Wise served as the director of facility maintenance at the University of Connecticut from August 2005 to August 2008. He oversaw daily operations of athletic facilities, projects and event operations as the assistant athletics director for facilities and operations at Eastern Michigan University from November 2003 to June 2005.

Wise was hired as the athletics event manager at the University of Denver in August 2000 and promoted to the director of athletics events in August 2001 and served in that role until October 2003. Prior to his time at Denver, Wise was the event services manager at The Ohio State University's Schottenstein Center.

Wise was an event operations manager intern at Michigan State University from August 1998 to May 1999. His first position upon graduation from college was as a conference coordinator at the University of South Carolina from December 1996 to January 1998.

Wise has extensive experience working at NCAA and conference championship events. At Wisconsin, he served on the departments Diversity Integration Group and was the representative to the City of Madison and UW Campus Joint Southeast Campus Area Committee. In the past, he served on Connecticut's Environmental Compliance Team as well as the schools Environmental Policy Advisory Council. He also served on the NCAA Woman of the Year Selection Committee and the NCAA Minority Opportunities and Interests Committee, three years as the Vice Chair. Wise earned the University of Denver Center for Multicultural Excellence Outstanding Staff Award in 2002-03.

Wise is a member of Alpha Phi Alpha, Fraternity, Inc. and served as the President of the local Mu Eta Lambda alumni chapter. He is a member of the Collegiate Event and Facility Management Association and was named to the Board of Directors in September 2011 and the 3rd Vice President in June 2012, 2nd Vice President in June 2013, 1st Vice President in June 2014 and served as The President for 2015-16. Wise also has membership in the Minority Opportunities Athletic Association and the National Association of Collegiate Directors of Athletics.

In February 2017, Wise was named to the MOAA Board of Directors. He has participated in the NCAA Leadership Institute Continuing Education Series, the NCAA Leadership Institute for Ethnic Minority Males, the NACDA Mentoring Institute and NCAA Diversity Education Training. Most recently, Wise completed and graduated from the highly prestigious collegiate athletics executive leadership training program at the Sports Management Institute.

Wise is a 1996 graduate of the University of South Carolina with a bachelor's degree in business administration and earned a masters' degree in human performance and sport studies from the University of Tennessee in 1998.

ATHLETICS ADMINISTRATION

**BRENT CRANK**

**SENIOR ASSOCIATE AD
MARKETING & SALES**
WISCONSIN-EAU CLAIRE, 2005

Brent Crank was promoted to Senior Associate Athletic Director for Ticket Sales and Marketing at the University of Miami in August 2017. He previously served as the associate AD for ticket sales and operations for three years after initially being hired as the assistant AD for ticket operations in July 2012.

Along with his duties in ticket sales and marketing, Crank is also the sport administrator for the Hurricanes' golf team.

Prior to Miami, Crank spent the previous year as director of ticketing at University of Alabama, and possesses extensive experience across the college athletics landscape.

While a member of the Alabama administrative staff, Crank managed the daily operations of the athletics tickets office, oversaw gameday operations of the home football and basketball schedules, and coordinated season ticket renewals for Alabama teams.

Prior to his time in Tuscaloosa, Ala., Crank spent three years as the assistant athletic director for ticket operations at Marquette University. While with the Golden Eagles, Crank managed the entire ticket operation (consisting of season tickets, single games, mini-packs, student tickets and postseason tickets), implemented a variable pricing structure for men's basketball that resulted in \$5.3 million dollars in ticket revenue for the 2010-11 season, and helped increase overall ticket sales by 10 percent.

The University of Wisconsin – Eau Claire graduate (2005) has also worked in ticket operations for Tulane University and the University of Oregon. While at UW-Eau Claire, Crank majored in Kinesiology and minored in business.

**SHIRELLE JACKSON**

**SENIOR ASSOCIATE AD
STUDENT-ATHLETE DEVELOPMENT**
BOWLING GREEN, 1994

Shirelle Jackson is the Senior Associate Athletic Director of Student-Athlete Development at the University of Miami. Jackson initially joined Miami as the director of student-athlete development in March 2014 and was promoted to assistant AD in July 2016.

Elevated to her current title in August 2017, Jackson also oversees the Hurricanes' track and field programs.

Prior to joining the athletics department, Jackson spent the previous five years in various capacities in the College of Arts and Sciences at UM. Her initial position was a new role intended to enhance the athletic department's efforts to develop programming that will enhance the total development of our student-athletes.

Prior to arriving at UM, Shirelle was the director of athletic academic support services from 2005-08 at FIU, where she oversaw the management and operation of the school's academic support program for its 400 student-athletes. She also coordinated the academic and personal advising, class registration, tutors, study hall and study skills workshops. During her tenure at FIU, she saw her full-time staff increase to six and the student-athlete graduation rate improved by 16 percent.

She was the assistant director for student-athlete services for 11 months at Bowling Green State University in Bowling Green, Ohio. Her first athletics position was as assistant AD for student development from August 2002-July 2004 at Eastern Connecticut State.

Jackson was a four-year letter winner for the women's track and field team at Bowling Green. She received her bachelor's degree from Bowling Green in 1994 and her master's degree in counseling from Central Connecticut State in 1998. She is currently a doctoral candidate in higher education leadership at Nova Southeastern in Davie.

She is married to Jason Jackson, who is the television host and courtside reporter for Miami HEAT telecasts on Sun Sports. The couple has two children – Justin and Jordan.

MEDIA POLICIES**COVERING THE HURRICANES**

Interview requests for men's basketball student-athletes and coaches must be submitted to Assistant Athletic Director of Communications and Content Andy Fledderjohann in all instances. Fledderjohann and the Miami communications staff will make every effort to schedule a separate time to accommodate those requests, based on time constraints and other obligations.

ACC TELECONFERENCE

Miami head coach Jim Larrañaga and the league's 14 other coaches will be featured on a weekly teleconference each Monday during the 2017-18 basketball season from 10:30 a.m. to 1 p.m. Each coach will have 10 minutes to make an opening statement and answer questions. There will be an audio file available of each teleconference on the Conference's official website (theACC.com) each Monday afternoon as well as a written transcript of the call. Media representatives wishing to participate in the teleconference should contact the ACC Communications Office or Andy Fledderjohann at Miami for the call-in number.

Coach Larrañaga will be on the call at the following times each week:

Monday, Jan. 8	10:00 a.m.
Monday, Jan. 15	Not on the call.
Monday, Jan. 22	12:10 p.m.
Monday, Jan. 29	12:10 p.m.
Monday, Feb. 5	11:50 a.m.
Monday, Feb. 12	12:10 p.m.
Monday, Feb. 19	Not on the call.
Monday, Feb. 26	12:10 p.m.

LIVE BROADCASTS

It is not permissible for any non-rights holder to broadcast over the air, stream over the internet (audio or video), or transmit in any other way, any live event without the consent of the University of Miami Department of Athletics. Live events include varsity contests, press conferences (including but not limited to weekly scheduled and postgame press conferences) and any other group media availability. Exceptions may be made for any major news-breaking event.

ARCHIVING OF EVENT AUDIO/VIDEO

It is not permissible for any non-rights holder to post, place, broadcast, or make available in any other way, audio or video event content that exceeds three (3) minutes in length. Events are defined as varsity contests, press conferences and any other group media availability. Archiving may not begin until the conclusion of the entire event. It is not permissible to reuse or post any video produced and/or owned by the University of Miami Athletics without the consent of the university.

PHOTOGRAPHY

Miami follows NCAA and ACC rules regarding media representatives photographing games. Only properly credentialed photographers will be allowed in the designated photo areas of the Watsco Center as specified by the NCAA and ACC.

No photographers will be permitted to shoot from the sidelines. All photographers must remain in the Watsco Center's designated photo areas along the baselines. Photo credentials are subject to revocation by the Miami Athletic Communications office at any time.

MEDIA CREDENTIALS

Requests for working media and photo credentials should be submitted to <http://www.sportssystem.com/miami/basketball> by sports editors or sports directors of accredited media outlets. Requests should be made as early as possible and should be limited to working media only. Requests made within three days of the game may not be considered.

UNAUTHORIZED CREDENTIAL USE

Credentials will be issued to working media only. Media credentials are not transferable and use by anyone other than members of the working media is unauthorized. Media credentials used in an unauthorized manner will be revoked immediately. News organizations allowing unauthorized individuals to use credentials will have their credentials revoked for the remainder of the year.

QUESTIONS?

Please contact Andy Fledderjohann at 434-906-0075 with any questions about the University of Miami men's basketball team.

FACILITIES

**Watsco Center**

The Watsco Center is the 200,000 square foot, 7,972-seat arena that is home to the University of Miami men's and women's basketball teams.

Watsco, Inc., based in Miami, is traded on the New York Stock Exchange and is the largest distributor of air conditioning, heating and refrigeration products with annual sales of more than \$4 billion, 5,000 employees and 563 locations throughout North America. Watsco has provided funding to the University since the 1990s through its "Watsco Kids" program, providing children in the community free access to performance arts, sports and other events at the University.

The Canes opened the arena Jan. 4, 2003 with an overtime win over North Carolina. Since then, Miami has won the ACC regular season championship in the building and hosted postseason NIT games. Since its opening, the arena has hosted a number of memorable events and sold-out shows, including Green Day, Coldplay, John Mayer, Drake, The Fray, and Barry Manilow, as well as being the setting for televised events and award shows such as the 2004 Presidential Debates, Unplugged featuring Ricky Martin and Thalia, Billboard's Latin Music Awards, and most recently The X Factor. The venue has also welcomed world-renowned figures and politicians, including His Holiness the Dalai Lama, former President Bill Clinton, current President Barack Obama, former Secretary of State Hillary Clinton and Senator John McCain.

**Fieldhouse**

The 29,000-square foot on-campus practice facility that is conveniently located adjacent to the Watsco Center opened in March of 2009. The facility houses a pair of full-sized basketball courts with 14 baskets, as well as a multi-purpose room to host a variety of events. Miami basketball players have access to the secure facility 24 hours per day, allowing the Hurricanes court time at any time all year around. UM players use the facility for both conditioning and practice sessions, as well as for individual workouts and pick-up games. The Fieldhouse was also honored for its sustainability components, earning the LEED Gold designation, established by the U.S. Green Building Council & verified by the Green Building Certification Institute.



COACHES & STAFF

<i>HEAD COACH JIM LARRAÑAGA</i>	<i>18-24</i>
<i>ASSOCIATE HEAD COACH CHRIS CAPUTO</i>	<i>25</i>
<i>ASSISTANT COACH JAMAL BRUNT</i>	<i>26</i>
<i>ASSISTANT COACH ADAM FISHER</i>	<i>27</i>
<i>DIRECTOR OF BASKETBALL OPERATIONS LAMONT FRANKLIN</i>	<i>28</i>
<i>STAFF</i>	<i>29-32</i>



JIM LARRAÑAGA

HEAD COACH | SEVENTH SEASON AT MIAMI, 139-69 | 34TH SEASON OVERALL, 609-403

COACHES & STAFF

In his six seasons at The U, Coach Jim Larrañaga has led the Hurricanes to a trio of NCAA Tournament appearances, including two trips to the Sweet 16, and won the 2013 ACC regular season and ACC Tournament titles. He has been named the AP, Naismith, USBWA and Henry Iba National Coach of the Year, twice and was both the ACC and USBWA District Coach of the Year. He was also named the 2013 NABC District Coach of the Year.

Larrañaga has posted three 25-win seasons at UM – the only Miami coach to do so – and five in his career. He also has recorded five 20-win campaigns at The U and 11 in his career. In conference action, the Canes have won nine or more league games in five of six seasons, while prior to the arrival of Coach L, Miami had never won more than eight ACC games in a season. Larrañaga has helped the Canes to 17 postseason victories, including four in the NCAA Tournament (three appearances), eight in the ACC Tournament (six) and five in the NIT (two).

Miami's 39 road wins in the past six seasons are the third-most among league teams, and in that time, the Canes are fourth in the conference in wins (64), ACC home victories (38) and ACC road victories (26). In the six years prior to Coach L's arrival, when the ACC had only 12 teams, Miami was tied for ninth in ACC victories (36), and won just 10 total ACC road games.

The 2016-17 campaign was filled with career milestones for Larrañaga. He recorded his 600th career victory, on Jan. 14 at Pitt, making him one of five ACC coaches with at least 600 wins. Larrañaga also coached his 1,000th career game, on Feb. 1 vs. Florida State. Miami's victory against Georgia Tech was Coach L's 200th career game at UM, and with a 78-67 win over Columbia on Dec. 28, 2016, the University of Miami men's basketball program earned its 1,000th program victory.

Larrañaga came to Miami after serving as the head coach at George Mason for 14 seasons. He guided that program to five NCAA Tournament appearances (2011, 2008, 2006, 2001, 1999) – including an unprecedented run to the 2006 Final Four that captured the nation's attention, defeating Michigan State, North Carolina, Wichita State and

UConn along the way. Following that run, he was selected the 2006 Clair Bee National Coach of the Year.

Larrañaga built the GMU Patriots' program into a perennial contender in the highly-regarded Colonial Athletic Association, winning more games than any other coach in program and conference history (273) en route to three conference titles (2008, 2001, 1999).

In 2006, Larrañaga became the first coach at a mid-major school to take his team to the Final Four in 27 years and earned an at-large berth for a CAA team for the first time in 20 years. Along the way, he led Mason to a school record in wins, the school's first-ever national ranking, George Mason's first-ever appearance in the Top 10 and the school's first wins over Top 10 teams.

The native of Bronx, N.Y., previously served as the head coach at Bowling Green for 11 seasons (1986-1997) and at Division II American International for two seasons (1977-79). His first coaching opportunity came at Davidson College, where he served as an assistant coach to Terry Holland then reunited with Holland as an assistant at Virginia from 1979-86. In 1976, he left Davidson and spent one season as player-coach for the Geronemo Basketball Club in Belgium.

A 1971 graduate of Providence College with a degree in economics, Larrañaga was a four-year letterman for the Friars. He graduated as the school's fifth all-time leading scorer with 1,258 points and was selected in the sixth round of the draft by the Detroit Pistons of the National Basketball Association. He was inducted into the Providence College Hall of Fame in 1991.

Larrañaga, 67, and his wife, Liz, have two sons, Jay and John, and four grandchildren, Tia, James, Jon Temple and Henry. Their son Jay played for his father at Bowling Green, was the head coach of the NBDL's Erie Bayhawks, and is now an assistant coach with the Boston Celtics. Jon was a member of his father's George Mason teams from 1999-2003, earning first team academic All-American honors for NCAA Division I-AAA schools.

THE LARRAÑAGA FILE

COACHING EXPERIENCE

Head Coach

2011-pres. Miami
 1997-2011 George Mason
 1986-97 Bowling Green
 1977-79 American International

Assistant Coach

1979-86 Virginia
 1971-76 Davidson

Player / Coach

1977 Geronemo Basketball Club (Belgium)

Years	Team	Record	W/L Pct.
2 years	American International	27-26	.509
11 years	Bowling Green	170-144	.541
14 years	George Mason	273-164	.625
6 years	Miami	139-69	.668
33 years		609-403	.602

NCAA APPEARANCES

1999 - George Mason
 2001 - George Mason
 2006 - George Mason (Final Four)
 2008 - George Mason
 2011 - George Mason
 2013 - Miami (Sweet 16)
 2016 - Miami (Sweet 16)
 2017 - Miami

NIT APPEARANCES

1990 - Bowling Green
 1991 - Bowling Green
 1997 - Bowling Green
 2002 - George Mason
 2004 - George Mason
 2009 - George Mason
 2012 - Miami
 2015 - Miami
 (Championship game)

NOTABLE COLLEGE PLAYERS COACHED

Sheldon McClellan (Miami) - All-ACC Second Team, ACC Tournament Second Team

Shane Larkin (Miami) - NBA first round draft pick (18th overall), ACC Player of the Year, ACC Tournament MVP, finalist for Cousy, Naismith & Wooden awards, All-ACC First Team and All-ACC Defensive Team, Lute Olson National Player of the Year, AP and NABC All-American (Second team), Sporting News All-American (Third), ESPN, Wooden, Olson and Driesell Defensive All-American, USBWA All-District, Basketball Times All-District

Durand Scott (Miami) - ACC Defensive Player of the Year, ACC Tournament First Team, All-ACC Third Team

George Evans (George Mason) - Three-time CAA Player of the Year, CAA Rookie of the Year, three-time CAA Defensive Player of the Year, three-time CAA All-Defensive Team

Antonio Daniels (Bowling Green) - MAC Player of the Year, MAC Freshman of the Year

NOTABLE NBA PLAYERS COACHED

Lance Blanks	Frank Booker	Rick Carlisle
Antonio Daniels	Jeff Jones	Andrew Kennedy
Jeff Lamp	Shane Larkin	Lewis Latimore
Jason Miskiri	Olden Polynice	Lee Raker
Ralph Sampson	Tom Sheehy	Clinton Venable
Othell Wilson	Ricky Wilson	

STUDENT-ATHLETE HONORS

At Miami
 One All-American
 One USBWA All-District IV selection
 One Basketball Times All-District
 One ACC Player of the Year
 One ACC Defensive Player of the Year
 One ACC Tournament MVP
 14 All-ACC postseason selections
 Five ACC-All-Defensive Team selections
 One ACC All-Rookie Team selection
 Four ACC Academic Honor Roll selections
 Seven ACC Players of the Week
 One ACC Rookie of the Week
 Six ACC All-Tournament team selections
 Two NIT All-Tournament Team selections
 Two NABC Honors Court selections

PLAYING CAREER

Geronemo Basketball Club (Belgium) 1976-77
 Providence College, 1967-71
 Archbishop Molloy, 1963-67

COACHING HONORS

AP, Naismith, Iba, Rupp Coach of the Year, 2013
 NABC All-District II, 2013
 USBWA District IV Coach of the Year, 2013, 2016
 Clair Bee National Coach of the Year, 2006
 ACC Coach of the Year, 2013, 2016
 CAA Coach of the Year, 2011, 1999
 MAC Coach of the Year, 1997
 Seven NCAA tournament appearances
 2016, 2013, 2011, 2008, 2006, 2001, 1999
 Eight postseason NIT appearances
 2015, 2012, 2009, 2004, 2002, 1997, 1991, 1990
 11 20-win seasons

PERSONAL

Hometown Bronx, N.Y.
 Born Oct. 2, 1949
 Family Wife: Liz, Sons: Jay and Jon
 Grandchildren: Tia, James, Jon Temple, Henry
 Education Providence College, 1971, B.A. Economics
 Archbishop Molloy High School, 1967

Prior to Miami

Two All-Americans
 28 All-Colonial Athletic Association conference selections
 Nine CAA All-Defensive Team selections
 Eight CAA All-Rookie Team selections
 Three Dean Ehlers Award winners - given to the CAA player who best meets the criteria of academic achievement, leadership and community service.
 12 All-MAC Conference selections
 Two MAC Freshman of the Year selections
 Four MAC All-Freshman Team selections

LARRAÑAGA YEAR-BY-YEAR

COACHES & STAFF

Year	School	Overall W-L	Conference W-L	Finish	Post Season
1977-78	American International	14-13			
1978-79	American International	13-13			
1986-87	Bowling Green	15-14	10-6	3	
1987-88	Bowling Green	12-16	7-9	t-5	
1988-89	Bowling Green	13-15	6-10	t-6	
1989-90	Bowling Green	18-11	9-7	t-3	NIT 0-1
1990-91	Bowling Green	17-13	9-7	t-4	NIT 0-1
1991-92	Bowling Green	14-15	8-8	5	
1992-93	Bowling Green	11-16	8-10	t-6	
1993-94	Bowling Green	18-10	12-6	t-2	
1994-95	Bowling Green	16-11	10-8	t-5	
1995-96	Bowling Green	14-13	9-9	t-6	
1996-97	Bowling Green	22-10	13-5	t-1	NIT 0-1
1997-98	George Mason	9-18	6-10	6	
1998-99	George Mason	19-11	13-3	1	NCAA 0-1
1999-00	George Mason	19-11	12-4	t-1	
2000-01	George Mason	18-12	11-5	3	NCAA 0-1
2001-02	George Mason	19-10	13-5	2	NIT 0-1
2002-03	George Mason	16-12	11-7	4	
2003-04	George Mason	23-10	12-6	3	NIT 2-1
2004-05	George Mason	16-13	10-8	6	
2005-06	George Mason	27-8	15-3	t-1	NCAA 4-1
2006-07	George Mason	18-15	9-9	5	
2007-08	George Mason	23-11	12-6	2	NCAA 0-1
2008-09	George Mason	22-11	13-5	2	NIT 0-1
2009-10	George Mason	17-15	12-6	4	CIT 0-1
2010-11	George Mason	27-7	16-2	1	NCAA 1-1
2011-12	Miami	20-13	9-7	t-4	NIT 1-1
2012-13	Miami	29-7	15-3	1	NCAA 2-1
2013-14	Miami	17-16	7-11	10	
2014-15	Miami	25-13	10-8	6	NIT 4-1
2015-16	Miami	27-8	13-5	t-2	NCAA 2-1
2016-17	Miami	21-12	10-8	t-7	NCAA 0-1
Overall		609-403	330-206		

LARRAÑAGA HIGHLIGHTS AT MIAMI

Since the arrival of Coach Jim Larrañaga at Miami in 2011-12 ...

(only includes teams while in the ACC, not with previous conference affiliations)

- Miami won ACC Regular Season and ACC Tournament Championships in 2013.
- Miami has played in a pair of NCAA Sweet 16 games, in 2013 and 2016.
- Miami has 43 overall road wins, the most in the conference, leading 41 from North Carolina, 40 by Virginia and 34 from Duke.
- Miami has posted a 10-8 combined record against Duke (5-3) and North Carolina (5-5).
- Miami has the fourth-most ACC wins (74) in league play, behind North Carolina (78), Duke (77) and Virginia (76).
- Miami has tied for the third-most ACC road wins (29) in league play, behind North Carolina (34), Duke (32) and are tied Virginia (29).
- Miami has the fourth-most ACC home wins (38), behind North Carolina (44), Duke (45), Virginia (46).
- Miami is one of five schools with eight or more wins in the ACC Tournament: North Carolina 11, Duke 9, NC State 8, Miami 8, Florida State 8.
- Miami is one of six ACC schools with a winning record in the NCAA tournament: Duke, Louisville, Miami, North Carolina, NC State, Notre Dame.
- Miami's seeds in the ACC Tournament have been No. 1, No. 3, No. 6 (2x), No. 8 and No. 10.
- Miami is one of 10 ACC teams to make an NCAA tournament appearance.
- Miami played in the championship game of the NIT in 2015.
- ACC Selections: Two ACC Coach of the Year, one ACC Player of the Year, ACC Defensive Player of the Year, one ACC Tournament MVP, four ACC All-Tournament, one first-team All-ACC, two second-team All-ACC, four third-team All-ACC, seven honorable mention All-ACC, two ACC All-Rookie Team and five ACC All-Defensive Team.
- Miami has the most lopsided win over Duke (27 points) and second-most lopsided wins over North Carolina (26 points) and Florida State (24 points) of any ACC team.
- Miami has won nine ACC games by 20 or more points: Boston College (27, 22, 22 and 21), Duke (27), North Carolina (26), Pittsburgh (26), Florida State (24) and Virginia Tech (24).
- Won at Cameron Indoor Stadium twice. Dealt Duke two of its six overall, and four ACC, losses by 16-plus points. Scored 90 points against Duke twice. Dealt Duke its last two regular-season losses by 16-or-more points: 27 (90-63) on Jan. 23, 2013 at Miami, and 16 (90-74) on Jan. 13, 2015 at Duke.
- All 20 seniors have earned academic degrees from UM: Garrius Adams, Raphael Akpejori, Rion Brown, Ivan Cruz Uceda, Julian Gamble, Malcolm Grant, Justin Heller, Tonye Jekiri, Reggie Johnson, DeQuan Jones, Kenny Kadji, Donnavan Kirk, Sheldon McClellan, Kamari Murphy, Davon Reed, Trey McKinney Jones, Ryan Quigtar, Angel Rodriguez, Durand Scott, Erik Swoope and Joe Thomas.

In the five years prior to the arrival of Coach L (2006-11) ...

- Miami tied for the 10th-most ACC wins (29) in the league, tied with Georgia Tech (29), and ahead of NC State (25).
- Miami recorded 95 overall wins, seventh-most in the ACC.
- Miami's seeds in the ACC Tournament were No. 5, No. 8, No. 9 (2x) and No. 12.
- Miami was 1-14 combined vs. Duke and UNC.
- Miami had one first-team All-ACC, one second-team All-ACC, two third-team All-ACC, one honorable mention All-ACC, one ACC All-Rookie Team and one ACC Tournament Team selection.

HEAD COACH LARRAÑAGA VS. OPPONENTS ALL-TIME (1977-PRES.)

COACHES & STAFF

Akron	12-3	1986	11/21/2014	FGCU	1-1	11/22/2011	11/13/2012
Alabama	1-0	3/21/2015	3/21/2015	Findlay	4-2	1986	1993
Alabama State	1-0	1990	1990	Florida	2-2	4/1/2006	11/27/2016
American	11-0	1/17/1998	12/5/2005	FIU	2-0	11/27/2006	12/21/2007
Amherst	1-1	1977	1978	Florida State	7-6	2/11/2012	3/4/2017
Appalachian State	1-0	12/30/2011	12/30/2011	Florida Southern	1-0	11/3/2011	11/3/2011
Arizona	0-1	12/23/2012	12/23/2012	Fordham	0-1	12/30/2000	12/30/2000
Arizona State	1-0	12/1/2013	12/1/2013	George Washington	2-4	12/28/1997	12/22/2016
Arkansas State	0-1	1988	1988	Georgia Southern	2-0	1993	11/11/13
Army	1-0	1991	1991	Georgia State	8-2	12/2/2005	3/5/2011
Assumption	0-2	1977	1978	Georgia Tech	6-3	11/20/2009	2/15/2017
Austin Peay	1-0	3/19/2004	3/19/2004	Grambling	1-0	1986	1986
Ball State	8-15	1986	1997	Green Bay	0-3	1993	12/6/2014
Bentley	0-2	1977	1978	Hampton	3-1	12/21/2005	11/24/2010
Boston College	10-0	1/29/2012	1/25/2017	Hartford	2-2	1977	12/4/2003
Boston University	0-2	1987	1998	Harvard	1-0	11/13/2010	11/13/2010
Brandeis	1-1	1977	1978	Hawaii	1-0	12/22/2012	12/22/2012
Bridgeport	1-1	1977	1978	Heidelberg	4-0	1986	1995
Brown	1-0	11/17/2008	11/17/2008	Hofstra	11-8	1/14/2002	2/2/2011
Bucknell	1-2	1/23/1999	1/3/2001	Holy Cross	2-0	12/27/2005	12/21/2006
Buffalo	1-0	3/17/2016	3/17/2016	Howard	3-0	11/18/1997	11/14/2014
Butler	3-0	1989	11/22/2015	Illinois	2-0	3/24/2013	12/2/2014
Cal State Fullerton	1-0	11/29/2013	11/29/2013	Indiana	1-1	1995	11/22/2009
Canisius	1-1	1986	1986	Indiana State	0-1	12/25/2012	12/25/2012
Central Connecticut	1-2	1977	1978	Iona	2-0	11/29/2003	12/22/2004
Central Michigan	12-12	1986	1996	Iowa State	0-1	11/25/2016	11/25/2016
Charleston	3-3	11/25/1997	12/19/2015	IPFU	1-0	11/11/2004	11/11/2004
Charlotte	6-0	11/18/2010	12/5/2015	Jacksonville	2-0	1989	11/16/2012
Cincinnati	0-1	1989	1989	James Madison	26-7	1995	2/12/2011
The Citadel	1-0	1995	1995	Kansas State	1-0	11/22/2007	11/22/2007
Clemson	4-2	1/18/2012	1/16/20216	Kean	1-0	1978	1978
Cleveland State	2-4	1986	1992	Kent State	14-13	1986	1996
Coastal Carolina	2-0	12/4/1999	12/20/2000	Kentucky	1-0	1988	1988
Colgate	1-0	1996	1996	La Salle	3-0	1/2/2013	12/22/2015
Columbia	1-0	12/28/2016	12/28/2016	Liberty	4-1	12/30/2007	12/11/2010
Connecticut	1-0	3/26/2006	3/26/2006	Louisiana	1-0	11/16/2015	11/16/2015
Coppin State	4-0	11/27/1999	12/4/2004	Louisiana Tech	0-1	1991	1991
Creighton	1-3	11/22/2005	12/12/2009	Louisville	1-3	2/3/2015	2/1/2017
Dartmouth	1-0	11/15/2009	11/15/2009	Lowell	1-0	1978	1978
Davidson	1-1	1986	1987	Loyola (Md.)	4-0	1993	12/30/13
Dayton	1-3	11/17/2007	12/29/2010	Manhattan	2-0	2/19/2005	11/26/2005
Defiance	7-0	1987	1995	Marquette	0-1	3/28/2013	3/28/2013
Delaware	18-6	11/23/1999	1/24/2011	Maryland	2-6	12/27/1999	1/29/2014
Detroit	4-7	1987	11/24/2012	Massachusetts	3-0	1977	12/1/2012
Drexel	13-6	12/21/1999	11/20/2014	McNeese State	1-1	12/18/2003	12/30/2004
Duke	5-4	12/9/2006	2/25/2017	Memphis	0-2	11/13/2004	12/6/2011
Duquesne	4-1	12/31/2001	12/22/2010	Merrimack	2-0	1977	1978
East Carolina	10-2	1/3/1998	11/22/2008	Miami	10-16	1986	1986
Eastern Kentucky	0-2	1987	12/19/2014	Miami (Ohio)	1-1	12/22/2000	11/19/2001
Eastern Michigan	10-15	1986	1996	Michigan	0-2	1986	1987
Fairfield	1-3	11/21/1998	3/16/2010				
Florida Atlantic	3-0	11/27/2010	12/16/2016				

HEAD COACH LARRAÑAGA VS. OPPONENTS ALL-TIME (1977-PRES.)

Michigan State	1-1	11/28/2012	3/17/2017	Southern Illinois	0-2	12/8/2001	11/24/2002
Mississippi	1-1	12/1/2001	11/30/2002	Southwest Missouri	1-0	1996	1996
Mississippi State	3-1	1996	11/19/2015	Springfield	1-3	1977	1978
Monmouth	1-0	1978	1978	St. Anselm's	2-0	1977	1978
Morehead State	2-0	11/21/2003	12/30/2004	St. Bonaventure	2-0	12/23/2003	12/28/2004
Mount St. Mary's	1-0	11/25/2008	11/25/2008	St. Francis Brooklyn	0-2	12/2/1997	11/8/13
				St. John's	0-1	1994	1994
Nebraska	2-3	1990	12/01/2015	St. Joseph's	0-1	3/12/2002	3/12/2002
New Haven	1-1	1977	1978	St. Michael's	1-1	1977	1978
New Mexico	0-1	11/13/2000	11/13/2000	St. Peter's	1-1	1990	1991
New Orleans	0-1	12/20/1997	12/20/1997	Stanford	1-1	4/2/2015	11/24/2016
Niagara	2-0	11/17/2001	12/7/2002	Stetson	1-0	11/9/2012	11/9/2012
Norfolk State	1-0	2/1/2014	2/1/2014	Syracuse	3-4	1995	3/8/2017
North Adams	2-0	1977	1978				
North Carolina	6-6	12/7/2003	3/9/2017	Temple	1-0	3/31/2015	3/31/2015
North Florida	1-0	11/16/2016	11/16/2016	Tennessee	1-0	3/17/2004	3/17/2004
NC Central	1-0	3/17/2015	3/17/2015	Tennessee Tech	1-0	11/11/2011	11/11/2011
UNC Greensboro	1-0	1/2/2012	1/2/2012	Texas	0-1	1986	1986
NC State	6-6	11/19/2010	2/4/2017	Texas Rio Grande Valley	1-0	11/13/2015	11/13/2015
UNC Wilmington	19-15	1/5/1998	12/4/2010	Texas Southern	1-0	11/14/13	11/14/13
Northeastern	10-7	1977	11/27/2015	Tiffin	3-0	1993	1996
North Florida	1-0	11/19/2011	11/19/2011	Toledo	17-10	1986	1996
Northern Illinois	2-1	1995	1997	Towson	17-0	1/5/2002	1/27/2011
Northern Iowa	1-0	2/19/2011	2/19/2011	Tulane	1-1	12/22/2008	11/28/2009
Notre Dame	3-3	3/20/2008	1/12/2017				
				UC Irvine	1-0	11/10/2005	11/10/2005
Ohio	6-3	1988	1996	UCF	1-1	12/18/2012	11/21/2013
Ohio State	1-3	1986	3/20/2011	UMBC	1-0	12/12/1999	12/12/1999
Ohio University	10-9	1986	1994	Utah	1-0	11/20/2015	11/20/2015
Old Dominion	16-14	1/14/1998	2/5/2011				
Ole Miss	0-1	11/25/2011	11/25/2011	Valparaiso	1-0	3/14/2012	3/14/2012
Oregon	0-1	3/23/2004	3/23/2004	Vanderbilt	0-1	1992	1992
				VCU	14-15	1/10/1998	3/6/2011
Pacific	1-0	3/22/2013	3/22/2013	Vermont	2-0	11/9/2007	11/15/2008
Penn State	1-5	1991	3/17/2009	Villanova	1-4	11/16/1998	3/24/2016
Penn	1-0	11/19/2016	11/19/2016	Virginia	2-6	11/22/1997	2/20/2017
Pittsburgh	3-2	12/28/2002	1/14/2017	Virginia Tech	10-4	2/9/2012	2/27/2017
Portland	2-0	1994	11/20/1998	VMI	1-0	12/22/2009	12/22/2009
Princeton	1-0	12/29/2015	12/29/2015				
Providence	0-2	1989	12/22/2014	Wagner	1-0	1987	1987
Purdue	1-1	1996	11/29/2011	Wake Forest	3-4	11/25/2005	1/18/2017
				West New England	2-0	1977	1978
Quinnipiac	1-1	1977	1978	West Virginia	0-2	1997	12/10/2011
				Western Carolina	1-0	11/11/2016	11/11/2016
Radford	4-1	12/10/2005	11/24/2010	Western Kentucky	1-1	1990	1991
Richmond	5-5	1/28/1998	3/24/2015	Western Michigan	14-8	1986	1996
Rider	1-1	1992	12/11/1999	Westfield State	4-0	1977	1978
Rutgers	2-0	11/15/2011	11/30/2016	Wichita State	3-1	2/18/2006	3/19/2016
				William & Mary	19-6	1/21/1998	1/29/2011
Sacred Heart	1-3	1977	1978	Winthrop	1-0	12/28/2001	12/28/2001
Santa Clara	0-1	12/29/2000	12/29/2000	Wisconsin	0-1	1990	1990
Savannah State	2-0	12/19/2013	12/8/2014	Wofford	1-1	11/21/2010	12/3/2016
Siena	2-4	1977	1990	Worc. Poly. Tech.	1-0	1977	1977
South Alabama	1-0	11/28/2014	11/28/2014	WPI	0-1	1978	1978
South Carolina	1-0	11/25/2007	11/25/2007	Wright State	5-1	1987	1996
South Carolina St.	1-0	12/6/2016	12/6/2016				
Southern Connecticut	2-1	1977	1978	Xavier	0-2	1988	1989

COACH L VS. OPPONENTS AT MIAMI \ VS. ACC OPPONENTS AT MIAMI

COACHES & STAFF

Akron	1-0	11/21/14	11/21/14
Alabama	1-0	3/21/15	3/21/15
Appalachian State	1-0	12/30/11	12/30/11
Arizona	0-1	12/23/12	12/23/12
Arizona State	1-0	12/01/13	12/01/13
Boston College	10-0	1/29/12	1/25/17
Buffalo	1-0	3/17/16	3/17/16
Butler	1-0	11/22/15	11/22/15
Cal State Fullerton	1-0	11/29/13	11/29/13
Charlotte	5-0	12/22/11	12/5/15
Clemson	4-2	1/18/12	1/16/16
College of Charleston	3-0	11/18/13	12/19/15
Columbia	1-0	12/28/16	12/28/16
Detroit	1-0	11/24/12	11/24/12
Drexel	1-0	11/20/14	11/20/14
Duke	5-3	2/05/12	2/25/17
Eastern Kentucky	0-1	12/19/14	12/19/14
Florida Atlantic	2-0	12/17/11	12/16/16
FGCU	1-1	11/22/11	11/13/12
Florida	2-1	11/17/14	11/27/16
Florida State	7-6	2/11/12	3/4/17
George Washington	1-1	11/28/13	12/22/16
Georgia Tech	6-2	1/24/12	2/15/17
Georgia Southern	1-0	11/11/13	11/11/13
Green Bay	0-1	12/06/14	12/06/14
Hawaii	1-0	12/22/12	12/22/12
Howard	1-0	11/14/14	11/14/14
Illinois	2-0	3/24/13	12/02/14
Indiana State	0-1	12/25/12	12/25/12
Iowa State	0-1	11/25/16	11/25/16
Jacksonville	1-0	11/16/12	11/16/12
La Salle	3-0	1/02/13	12/22/15
Louisiana	1-0	11/16/15	11/16/15
Louisville	1-3	2/03/15	2/11/17
Loyola (MD)	1-0	12/30/13	12/30/13
Marquette	0-1	3/28/13	3/28/13
Maryland	2-2	2/01/12	1/29/14
Massachusetts	2-0	12/03/11	12/01/12
Memphis	0-1	12/06/11	12/06/11
Michigan State	1-1	11/28/12	3/17/17
Minnesota	0-1	3/19/12	3/19/12
Mississippi State	1-0	11/19/15	11/19/15
Nebraska	1-1	12/04/13	12/1/15
Norfolk State	1-0	2/01/14	2/01/14
North Carolina	5-5	1/10/12	3/9/17
North Florida	1-0	11/16/16	11/16/16
NC Central	1-0	3/17/15	3/17/15
UNCG	1-0	1/02/12	1/02/12
NC State	6-5	1/22/12	2/4/17
North Florida	1-0	11/19/11	11/19/11
Northeastern	0-1	11/27/15	11/27/15
Notre Dame	3-3	2/19/14	1/12/17
Ole Miss	0-1	11/25/11	11/25/11
Pacific	1-0	3/22/13	3/22/13
Penn	1-0	11/19/16	11/19/16
Pittsburgh	3-1	2/05/14	1/14/17
Princeton	1-0	12/29/15	12/29/15

Providence	0-1	12/22/14	12/22/14
Purdue	0-1	11/29/11	11/29/11
Richmond	1-0	3/24/15	3/24/15
Rutgers	2-0	11/15/11	11/30/16
Savannah State	2-0	12/19/13	12/08/14
South Alabama	1-0	11/28/14	11/28/14
South Carolina State	1-0	12/6/16	12/6/16
Stanford	1-1	4/02/15	11/24/16
Stetson	1-0	11/09/12	11/09/12
St. Francis Brooklyn	0-1	11/08/13	11/08/12
Syracuse	3-3	1/04/14	3/8/17
Temple	1-0	3/31/15	3/31/15
Tennessee Tech	1-0	11/11/11	11/11/11
Texas Rio Grande Valley	1-0	11/13/16	11/13/16
Texas Southern	1-0	11/14/13	11/14/13
UCF	1-1	12/18/12	11/21/13
Utah	1-0	11/20/15	11/20/15
Valparaiso	1-0	3/14/12	3/14/12
Villanova	0-1	3/24/16	3/24/16
Virginia	2-5	1/07/12	2/20/17
Virginia Tech	10-4	2/09/12	2/27/17
Wake Forest	3-3	2/18/12	1/18/17
West Virginia	0-1	12/10/11	12/10/11
Western Carolina	1-0	11/11/16	11/11/16
Wichita State	1-0	3/19/16	3/19/16
Wofford	1-0	12/3/16	12/3/16

ACC SCHOOL	RECORD	FIRST MEETING	LAST
Boston College	10-0	1/29/12	1/25/17
Clemson	4-2	1/18/12	1/16/16
Duke	5-3	2/05/12	2/25/17
Florida State	7-6	2/11/12	3/4/17
Georgia Tech	6-2	1/24/12	2/15/17
Louisville	1-3	2/03/15	2/11/17
North Carolina	5-5	1/10/12	3/9/17
NC State	6-5	1/22/12	2/4/17
Notre Dame	3-3	2/19/14	1/12/17
Pittsburgh	3-1	2/05/14	1/14/17
Syracuse	3-3	1/04/14	3/8/17
Virginia	3-5	1/07/12	2/20/17
Virginia Tech	10-4	2/09/12	2/27/17
Wake Forest	3-3	2/18/12	1/18/17
Previously in the ACC			
Maryland	2-2	02/01/12	01/29/14

LARRAÑAGA'S MILESTONE VICTORIES				
Victory	Date	Opponent	Score	School
50	02/10/88	Miami (Ohio)	65-59	Bowling Green
100	02/23/91	Kent State	84-57	Bowling Green
150	12/22/94	at Ohio State	59-50	Bowling Green
200	12/27/97	Northeastern	66-60	George Mason
250	12/20/00	Coastal Carolina	81-65	George Mason
300	12/02/03	East Carolina	76-65	George Mason
350	01/26/06	William & Mary	81-58	George Mason
400	02/27/08	William & Mary	68-59	George Mason
450	12/08/10	Loyola (Md.)	66-52	George Mason
500	01/05/13	Georgia Tech	62-49	Miami
550	01/24/15	at Syracuse	66-62	Miami
600	1/14/16	at Pittsburgh	72-46	Miami



CHRIS CAPUTO

Associate Head Coach | Seventh Season at Miami (16th Overall)

COACHES & STAFF

PERSONAL

Hometown Elmhurst, N.Y.
 Education Westfield State, 2002
 Bachelor's in finance & economics
 Family Wife Julie, Daughter Lily

COACHING EXPERIENCE

University of Miami
 Associate Head Coach, 2015-present
 Assistant, 2011-2015
George Mason
 Assistant Coach 2005-2011
 Admin. Assistant/Video, 2002-2005

NCAA APPEARANCES

2006 - George Mason - Final Four
 2008 - George Mason
 2011 - George Mason - Round of 32
 2013 - Miami - Sweet 16
 2016 - Miami - Sweet 16
 2017 - Miami

NIT APPEARANCES

2004 - George Mason
 2009 - George Mason
 2012 - Miami
 2015 - Miami - Runner Up

PLAYING EXPERIENCE

Archbishop Molloy HS, 1994-98
 Westfield State University, 1998-2002

HONORS

CBS Sports Top 3 Assistant Coach
 Most Likely to Become A Coaching Star, 2017

Top 20 Assistants Ready for Head Coaching Job, Sports Illustrated, 2014

Top 25 Non-BCS Assistant Coach, HoopScoop.com, 2008

PROMINENT PLAYERS COACHED

Shane Larkin - Miami
 DeQuan Jones - Miami
 Trey McKinney Jones - Miami
 Durand Scott - Miami
 Sheldon McClellan - Miami
 Davon Reed - Miami
 Luke Hancock - George Mason

Chris Caputo enters his seventh season with the Hurricanes and his 16th season on head coach Jim Larrañaga's staff, for the 2017-18 campaign. He worked 11 seasons as an assistant coach, with his primary responsibilities including recruiting and scouting the opposition. In May 2015, Caputo was elevated to associate head coach at Miami, and also took on the role as the team's defensive coordinator.

In his six seasons at The U, Caputo has coached the Hurricanes to a trio of NCAA appearances - including two Sweet 16 nods - the 2013 ACC regular season and ACC Tournament titles and the 2015 NIT Championship game. He has helped the Hurricanes to three 25-win seasons and a national ranking as high as No. 2.

In back-to-back seasons, he has helped Miami secure a top-15 recruiting class, beginning with the 2016 signing of McDonald's All-American Dewan Huell, Jordan Brand Classic All-American Bruce Brown, Australian standout Dejan Vasiljevic and Rodney Miller from national powerhouse Oak Hill Academy (Va.). The class was ranked No. 9 by 247Sports, No. 10 by Scout and No. 13 by both ESPN and Rivals. For the 2017-18 campaign, Caputo helped ink three ESPN Top 100 players in McDonald's All-American and Jordan Brand Classic All-American guard Lonnie Walker (No. 18), guard Chris Lykes (46) and forward Deng Gak (92). New Zealander Sam Waardenburg also joins the class, and practiced with the team during the spring of 2017. This class is ranked seventh by ESPN, eighth by Scout and 12th by Rivals.

In 2015-16 as the defensive coordinator, Caputo led Miami to the third-best effective field goal percentage (48.3) in the ACC and improved the Canes' defensive efficiency from No. 76 to No. 42 in the nation in just one season. In ACC games the Hurricanes posted the third-best scoring defense in the league (65.9 ppg).

Caputo coached Sheldon McClellan, who was the seventh-most efficient offensive player in the nation among players with 20 percent-or-more

possessions used, according to KenPom.com. He was also the third-most efficient player in the ACC overall, and No. 26 in the nation. McClellan was named to the USBWA All-District Team, All-ACC Second Team and ACC All-Tournament Second Team for his stellar season.

Prior to his arrival at Miami, Caputo played a major role in George Mason's run to the Final Four in 2006, putting together scouting reports to prepare the Patriots as they played nationally-ranked teams and future NBA players in nearly every round. He has also helped lead the Patriots to the postseason for a Mason record four straight seasons, including NCAA berths in 2008 and 2011.

Caputo has gained national and local attention as one up the up-and-coming coaches in the nation. In 2014, Sports Illustrated mentioned Caputo as one of the top 20 assistants ready to make the jump to a head coaching position, and as an assistant at Mason, Hoopscoop.com named him one of the top 25 non-BCS assistant coaches in the nation. Locally, the city named Feb. 24, 2015 Chris Caputo Day in Coral Gables recognizing his involvement in the community.

Prior to becoming an assistant coach, Caputo worked on Larrañaga's staff as the video coordinator, coordinated the staff recruiting database and mailing system, as well as serving in other administrative capacities.

A native of Elmhurst, N.Y., Caputo is a 2002 graduate of Westfield (Mass.) State University with a degree in finance and economics. He was a four-year letterwinner as a point guard for the Division III Owls, and served as captain and earned the team's Outstanding Contributor Award as a senior. A 1998 graduate of Archbishop Molloy High School - Larrañaga's alma mater - Caputo, too, played for legendary head coach Jack Curran.

Caputo and his wife, Julie, have one daughter, Lily.

JAMAL BRUNT

Assistant Coach | Third Season at Miami (13th Overall)



COACHES & STAFF

PERSONAL

Hometown Baltimore, Md.
 Education Randolph-Macon, 2003
 Bachelor's in international relations,
 business economics concentration
 Family Wife Erica (Glasper)
 Daughters Peyton & Price

COACHING EXPERIENCE

University of Miami
 Assistant Coach, 2015-present
Richmond
 Associate Head Coach, 2013-15
 Assistant Coach, 2007-2013
 Director of Operations, 2005-07
Randolph-Macon
 Assistant Coach, 2003-05

NCAA APPEARANCES

2010 - Richmond
 2011 - Richmond
 2016 - Miami - Sweet 16
 2017 - Miami

NIT APPEARANCES

2015 - Richmond

PLAYING EXPERIENCE

Randolph-Macon, 1999-2003

PROMINENT PLAYERS COACHED

Davon Reed - Miami
 Bruce Brown, Jr. - Miami

Jamal Brunt is in his third season as an assistant coach for the Miami Hurricanes men's basketball team in 2017-18, and serves as the team's offensive coordinator.

In two seasons at Miami, Brunt has coached the Canes to back-to-back NCAA Tournament appearances - including a Sweet 16 nod in 2016 - and a pair of 20-win campaigns.

Brunt was an integral piece of landing the best recruiting classes in program history in back-to-back seasons. For the 2017-18 campaign, the staff inked three ESPN Top 100 players in McDonald's All-American and Jordan Brand Classic All-American guard Lonnie Walker (No. 18), guard Chris Lykes (46) and forward Deng Gak (92). New Zealander Sam Waardenburg also joins the class, and practiced with the team during the spring of 2017. This class is ranked seventh by ESPN, eighth by Scout and 12th by Rivals.

In 2016, the staff signed McDonald's All-American Dewan Huell, Jordan Brand Classic All-American Bruce Brown, Australian standout Dejan Vasiljevic and Rodney Miller from national powerhouse Oak Hill Academy (Va.). The group was ranked No. 9 by 247Sports, No. 10 by Scout, No. 13 by both ESPN and Rivals.

In 2016-17, Miami played in its third NCAA Tournament in the past five years, earning the eighth seed in the Midwest Region. The Hurricanes finished the 2016-17 season 21-12 overall and tied for seventh in the ACC, posting a 10-8 record in the league. Miami defeated three ranked teams, downing No. 9/6 North Carolina and No. 10/11 Duke in Coral Gables, as well as No. 18/19 Virginia on the road. It was the third straight year and the fifth time in Coach L's six seasons that the Canes defeated two top-15 teams. Miami also won its third-straight ACC-Big Ten Challenge matchup, defeating Rutgers in Coral Gables, Fla.

Brunt, the team's offensive coordinator, worked closely with 1,000-point scorer (1,343) Davon Reed, who was named third team All-ACC, and was listed on the ACC's All-Defensive Team. Reed was the recipient of the 2017 Skip Prosser Award, presented annually to the top scholar-athlete in ACC men's basketball. Brunt also mentored freshman guard Bruce Brown, who recorded a triple-double with 11 points, 11 rebounds and 10 assists against South Carolina State on Dec. 6, which was the second triple-double in program history at Miami. Brown, majoring in sports administration,

was named to the All-ACC Academic Team.


In his first season at The U, Brunt coached the 2015-16 Hurricanes to an appearance in the Sweet 16 of the NCAA Tournament and a tie for second in the Atlantic Coast Conference regular season standings. Miami ended the season ranked No. 10 by the Associated Press and No. 8 in the USA Today Coaches Poll after being ranked in the polls a school record 18 straight weeks. UM was ranked top-15 for a school record 14 weeks.

The Canes' 27 overall wins in 2015-16 were the second-most in school history and 13 ACC wins were highlighted by a perfect 9-0 league mark at the BankUnited Center, thanks in part to a sold-out arena every night, the first time in program history a team has sold out season tickets for its campaign. Miami won the 2015 Puerto Rico Tip Off, defeating No. 16 Utah, No. 22/20 Butler and Mississippi State by 20.0 points per game, and downed three other ranked teams during the season in No. 3 Virginia, No. 11 Louisville and No. 24/20 Duke.

Brunt came to Coral Gables after nine years on the staff with the Richmond Spiders. Beginning in 2005 as Director of Operations, Brunt was promoted to an assistant coach in 2007 and associate head coach in 2013.

The Baltimore native helped guide Richmond to six postseason appearances, five 20-win seasons and final national rankings of No. 24 in 2009-10 and No. 21 in 2010-11. After winning their first Atlantic 10 Championship in 2010-11, the Spiders advanced to the NCAA Sweet 16, and in 2015.

Before joining the Spiders basketball staff in the summer of 2005, Brunt was an assistant coach at his alma mater Randolph-Macon for the 2003-04 and 2004-05 seasons. At Randolph-Macon, Brunt was involved in all aspects of coaching, including player development, recruiting, monitoring academics, film exchange and breakdown, opponent scouting and on-court coaching. Brunt received a bachelor's degree in international relations with a concentration in business economics from Randolph-Macon in 2003. He is married to the former Erica Glasper. The couple has two daughters, Peyton and Price.



ADAM FISHER

Assistant Coach | Third Season (Third Overall)

COACHES & STAFF

PERSONAL

Hometown Jamison, Pa.
 Education Penn State, 2006
 Bachelor's in kinesiology
 Villanova, 2009
 Master's in education leadership

COACHING EXPERIENCE

University of Miami

Assistant Coach, 2015-present
 Director of Operations, 2013-15

Penn State

Director of Player Development, 2012-13
 Video Coordinator, 2011-12

Boston University

Director of Operations, 2009-11

Villanova

Graduate manager, 2007-09

Penn State

Student Manager, 2002-06

NCAA APPEARANCES

2008 - Villanova - Sweet 16
 2009 - Villanova - Final Four
 2011 - Boston University
 2016 - Miami - Sweet 16
 2017 - Miami

NIT APPEARANCES

2015 - Miami - Runner up

PROMINENT PLAYERS COACHED

Davon Reed - Miami
 Bruce Brown, Jr. - Miami

Adam Fisher is in his fifth season at the University of Miami and third as an assistant coach for the Hurricanes, serving as the scout team coordinator. He was promoted to assistant coach in May 2015 after spending two years as the director of basketball operations for the Hurricanes.

In Fisher's two seasons as an assistant, the Hurricanes have made a pair of NCAA Tournament appearances, including a run to the Sweet 16 in 2016. Fisher has coached the Canes to a pair of 20-win campaigns, including the 21-12 overall mark in 2016-17, with a 10-8 record in the ACC.

Fisher and the Canes' coaching staff have reeled in a top-15 recruiting class in back-to-back seasons, marking the best recruiting classes in program history. For the 2017-18 campaign, the staff inked three ESPN Top 100 players in McDonald's All-American and Jordan Brand Classic All-American guard Lonnie Walker (No. 18), guard Chris Lykes (46) and forward Deng Gak (92). New Zealander Sam Waardenburg also joins the class, and practiced with the team during the spring of 2017. This class is ranked sixth by ESPN, eighth by Scout and 12th by Rivals.

Last season, the staff inked McDonald's All-American Dewan Huell, Jordan Brand Classic All-American Bruce Brown, Australian standout Dejan Vasiljevic and Rodney Miller from national powerhouse Oak Hill Academy (Va.). The class was ranked No. 9 by 247Sports, No. 10 by Scout and No. 13 by both ESPN and Rivals.

In 2016-17 Miami defeated three ranked teams, downing No. 9/6 North Carolina and No. 10/11 Duke in Coral Gables, as well as No. 18/19 Virginia on the road.

Fisher put in extra hours with senior Davon Reed and freshman Bruce Brown this past season. Reed was the recipient of the 2017 Skip Prosser Award, presented annually to the top scholar-athlete in ACC men's basketball. A 1,000-point scorer (1,345) at Miami, Reed was also named third team All-ACC, and was listed on the ACC's All-Defensive Team. Brown recorded a triple-double with 11 points, 11 rebounds and 10 assists against South Carolina State on Dec. 6, which was the second triple-double in program history at Miami. Brown was also named to the All-ACC Academic Team.

In 2015-16, Miami ended the season ranked No. 10 by the Associated Press and No. 8 in the USA Today Coaches Poll. The Canes were ranked in the polls a school

record 18 straight weeks and ranked top-15 for a school record 14 weeks, including the current streak of six consecutive weeks. Miami defeated five ranked teams during the season in No. 3 Virginia, No. 11 Louisville, No. 16 Utah, No. 22/20 Butler and No. 24/20 Duke, with back-to-back wins over Virginia and Louisville.

The Canes' 27 overall wins under 2016 ACC Coach of the Year Jim Larrañaga were the second-most in school history, and 13 conference wins led Miami to a tie for second in the ACC's final standings. Miami was 15-1 at home overall and a perfect 9-0 in league play at the BankUnited Center, thanks in part to a sold-out arena every night, the first time in program history a team has sold out season tickets for its campaign.

In 2014-15 Fisher saw the Canes post 25 wins, the third-most in program history, and earn a spot in the NIT Championship game in Madison Square Garden. Miami finished the season sixth in the ACC after being projected to finish 10th, the fourth-straight year the Canes exceeded preseason expectations. UM was 20-11 in the regular season, highlighted by a 16-point win over eventual national champion then-No. 4 Duke at Cameron Indoor Stadium, the only team to defeat the Blue Devils at home that year. Miami also defeated both No. 8/7 Florida and Syracuse on their home courts, two of Miami's 10 regular season wins away from home.

Fisher came to Miami after spending two seasons at Penn State. Promoted to Director of Player Development in 2012, Fisher served as video coordinator in his first season upon returning to his alma mater in 2011.

Fisher served the previous two seasons as director of basketball operations at Boston University, helping the Terriers to back-to-back 21-win seasons and post-season appearances both years.

Fisher worked as a graduate manager for Villanova from 2007-09, while working on his master's degree in education leadership, which he earned in 2009. In the summers of 2007 and 2008.

The Jamison, Pa., native graduated from Penn State with a bachelor's degree in kinesiology in 2006. Fisher worked for three seasons as head student manager and then one season as a graduate manager. He assisted with player workouts, handled administrative duties and helped with team travel.



LAMONT FRANKLIN

Director of Basketball Operations | First Season (17th Overall)

PERSONAL

Hometown Seat Pleasant, Md.
 Education UNCW, 1997
 Bachelor's in information systems
 UNCW, 1997
 Master's in sports marketing &
 management, UNC Charlotte, 2010

COACHING EXPERIENCE

FAMU

Assistant Coach, 2015-17
 Associate Head Coach, 2002-03
 Assistant Coach, 2001-02

Johnson & Wales

Head Coach, 2009-11

Cedar Park Christian HS

Head Coach, 2005-08

College of Charleston

Assistant Coach, 2004-05

Towson

Associate Head Coach, 2003-04

Mount St. Mary's

Assistant Coach, 2000-01

Howard

Assistant Coach, 1998-2000

UNC Wilmington

Assistant Coach, 1997-98

Playing Experience

UNC Wilmington, 1993-1997

NIT Appearances

UNC Wilmington, 1998

Honors

Coach of the Year, Johnson & Wales
 University, 2010
 Bothell News & Reporter Coach of the
 Year, 2008
 Seattle Times - Emerald City League,
 Coach of the Year, 2007

Lamont Franklin joined the Miami staff as the Director of Operations for the Hurricanes Basketball Program in April of 2017.

An 17-year basketball veteran, Lamont Franklin is in his first season with the Hurricanes. Serving as the Director of Operations, he manages administrative tasks associated with the program and is responsible for the budget, equipment and all aspects of travel, while also overseeing the graduate assistants and managers. Franklin is the primary staff liaison with other offices across the university and works closely with multiple areas within the department of athletics such as academic services, athletic communications, compliance, marketing, facilities and student-athlete development. Additionally, Franklin serves as the Director of Jim Larranaga basketball camps.


Franklin came to Miami from Florida A&M University in Tallahassee, Fla., where he completed his second tenure with the Rattlers during the 2015-2017 seasons. Prior to his time in Tallahassee, he was a Solutions Specialist for Microsoft Corporation in Charlotte, NC from 2011-2014 before returning to the sidelines.

A four year letter winner at UNCW during his playing days, Franklin has coached on both the collegiate and high school levels. His career received a quick jumpstart when he joined the staff at his alma mater as an assistant coach just three months after graduation. In that season, Franklin helped UNCW to their first ever post-season appearance. Following one year on the sidelines in Wilmington, he then moved on to Howard University for two seasons. Following his stint at Howard, Franklin joined the staff at Mount St. Mary's for the 2000-01 season. In his lone season in Emmittsburg, Franklin worked alongside legendary coach Jim "Bow-Tie" Phelan before moving on to his first stop at Florida A&M University. Upon arriving on campus at FAMU, he played a key role in landing a strong recruiting class anchored by Terrance Woods who went on to lead the NCAA in 3pt shooting for two connective seasons. At the conclusion of his first season at FAMU, Franklin was promoted to Associated Head Coach and in that season assisted in leading the Rattlers to their first winning season in ten

years. In the summer of 2003, he returned to his home state of Maryland and joined the staff at Towson University. Following his time with the Tigers, Franklin moved on to the College of Charleston where he served at assistant coach for one season.

Following a successful start to his career on the sidelines at the collegiate level, Franklin moved on to pursue an opportunity as a head coach at the high school level. As the Head Coach at Cedar Park Christian School in Seattle, WA, he was named Coach of the Year in two out of three seasons. He led the Eagles to two WIAA state tournament appearances and in his final season at the helm, his team finished the season with the highest state tournament finish in school history. The next stop in his career saw Franklin return to the east coast to Charlotte, NC where he served as the first ever head basketball coach at Johnson & Wales University, Charlotte from 2009-2011. Franklin played an integral role in helping to lay the foundation for the entire department of athletics at the university as they made the transition to intercollegiate athletics competition.

Franklin, a 1997 graduate of UNCW with a degree in Information Systems also received an MBA in Sports Marketing & Management from UNC Charlotte in 2010. At UNCW, he was a four year letter winner and was Co-Captain as a Junior and Senior. Additionally, Franklin was an All-CAA defensive team selection in his senior year and was named the team's most outstanding defender in his final two seasons. He is married to the former Lisa Henley and they have three children, Cameron, Kennedy and Braedon.



STEVE FELDE

Director of Olympic Sports Performance | Fifth Season

needs for basketball student-athletes and implemented strength programs for men's and women's hockey, men's swimming and men's golf.

Prior to his time in Minneapolis, Felde was the director of strength and conditioning at the University of Wisconsin Milwaukee from 2007-12. While there, he oversaw strength and conditioning programs for 13 NCAA Division I sports including baseball, men's and women's soccer, track and field, men's and women's swim/dive, tennis, cross country and volleyball. He contributed to 34 Horizon League Championships in a variety of sports and helped the women's soccer team to two consecutive years in the national rankings. The men's basketball team saw marked progress in their overall record under Felde's programs, as did the volleyball and baseball teams.

He also spent time at Minnesota in 2005 as an assistant strength coach,

training student-athletes in Olympic lifting techniques and implementing strength and speed development programs for 25 teams.

Felde earned his B.S. in athletic training and exercise leadership from Concordia University of Wisconsin in May of 2003. As an undergrad, he worked as both an athletic trainer, working with football and wrestling, and strength and conditioning coach, for the men's basketball and men's soccer teams, for the Falcons.


He is certified through the National Strength & Conditioning Association (NSCA) and has been a certified club coach for USA Weightlifting since 2004. In 2010, Felde obtained a master's of sport science from the United States Sports Academy.

Felde, a native of Milwaukee, is married to the former Wendie Parchim.

In May of 2013, Steve Felde joined the University of Miami as an assistant strength and conditioning coach, focusing on Canes men's basketball and women's soccer. In June of 2016, he was promoted to director of Olympic sports performance.

Felde (pronounced Fel-dee) came to Miami after a year at Minnesota, where he was the assistant director of strength and conditioning for the Gophers, who played in the third round of the 2013 NCAA Men's Basketball Tournament. In that position he oversaw all aspects of men's basketball weight lifting, plyometric and conditioning programs. He also monitored nutritional

COACHES & STAFF



JAVIER JIMENEZ

Assistant Athletic Trainer | Second Season

Javier Jimenez joined the University of Miami athletics training staff in July 2016.

Jimenez came to Coral Gables after seven years with the Wagner College athletic department, where he served as an associate athletic trainer for football four years before being elevated to head athletic trainer/assistant athletic director in January 2014. In that leadership role he was the head basketball athletic trainer for the Seahawks.

In 2006-07 he served as a seasonal assistant athletic trainer with the New York

Jets and from 2007 to 2009 he served as a graduate assistant athletic trainer at California State University of Fresno where he received a master of arts in kinesiology.

Jimenez, born and raised in Brooklyn, N.Y., is a 2006 graduate of Temple University where he earned a bachelor of science in kinesiology with a focus in athletic training. While at Temple, he interned with the football, baseball, men's gymnastics and women's basketball teams.



JEFF DYER

Associate Director of Operations | First Season

Jeff Dyer returned to Coach Jim Larrañaga's staff after serving two seasons as a graduate assistant for the Hurricanes from 2014-16. In 2016-17, Dyer was the video coordinator for Bowling Green State University, where former UM assistant Michael Huger is the Falcons' head coach.

At Bowling Green, Dyer was in charge of the editing and exchange of both highlight and game files, as well as the filming of daily practices and games.

While earning his master's degree in sports administration at Miami, Dyer aided in the breakdown of film for opponents scouting against both non-conference and ACC teams. He also assisted in developing game plans, created scouting reports, worked with the academic office to ensure that the players were on track academically in order to maintain eligibility and assisted coaches with practice drills.

He also provided assistance for

NBA practices with teams such as the Oklahoma City Thunder, Cleveland Cavaliers, Houston Rockets, Milwaukee Bucks and others.

Dyer also served as the associate camp director of the Jim Larrañaga Basketball Camps in 2015. He interviewed and hired all the staff, created schedules for all three camps sessions in regards to the day camp, the elite camp and the team camp, and also was the point of contact for more than 30 high school teams for all of the team camp questions and needs.

A native of Hillsborough, N.J., Dyer graduated from the University of Delaware in 2014. In his four years at Delaware, he served as a student manager for the men's basketball team in which he worked under the 2014 CAA Coach of the Year in Monte Ross. He also worked as the head manager in 2013-14 when the Blue Hens won the 2014 CAA Championship.



CHAISSON ALLEN

Player Development Assistant | First Season

Chaiison Allen first joined the University of Miami basketball staff in May of 2016 as a Graduate Assistant after a successful playing career as a professional athlete in Europe's FIBA and as a student-athlete at Northeastern University where he has been inducted into the Hall of Fame. After exhibiting great value as a graduate assistant, Larranaga and staff decided to assign the role of Player Development Assistant.

A native of Murfreesboro, TN, Allen arrived in Miami with a wealth of experience. Playing professionally for 5 years in Europe has given Allen great tools and the leadership qualities you need within a program. He has the ability as a former student athlete and professional to adapt to young individuals and deliver messages effectively.

Allen finished his Northeastern career on the All-CAA First Team in his junior and senior seasons while also finding a spot on the CAA All-Rookie team in 2008. In addition, he was honored twice by the National Association of Basketball Coaches on the All-District First team in 2010 and the All-District second team

after his senior season. A three-time CAA All-Defensive team honoree, Allen finished his career second on the career steals list with 232.


In Allen's year as a graduate assistant, 2016-17 Miami played in its third NCAA Tournament in the past five years, earning the eighth seed in the Midwest Region. The Hurricanes finished the 2016-17 season 21-12 overall and tied for seventh in the ACC.

Allen aided in the breakdown of film for opponents scouting against both non-conference and ACC teams. He also assisted in developing game plans, created scouting reports, kept in game charts for teams and individuals, worked with the academic office to ensure that the players were on track academically in order to maintain eligibility.

Allen graduated with an undergraduate degree in Marketing and Management, from Northeastern University, 2010, and will receive a Master's degree in Sports Administration from the University of Miami in December of 2017.

Allen is engaged to Shafannia Ellis.

GRADUATE ASSISTANTS AND MANAGERS



Ara Altounian
Graduate Assistant



Cameron Crumpton
Graduate Assistant




Micah Fraction
Graduate Assistant



Daniel Rubin
Graduate Assistant



Amanda Hequin
Head Student Manager



Cooper Tinsley
Head Student Manager



Eric Rubenstein
Student Assistant for Analytics

COACHES & STAFF

SUPPORT STAFF

COACHES & STAFF




Andy Fledderjohann
Communications & Content



Teodor Handarov
Communications Assistant



Joe Zagacki
Radio Broadcaster



Austin Sapin
Digital Media Assistant



Reggie Bouchard
Assistant to Coach L



Monica Mengotti
Coordinator of Operations



Tim Cavanaugh
Ticket Operations



Heather de la Osa
Academic Advisor



Shadé Olasimbo
Videographer



Michael Turner
Events & Operations



Lindy Sparby
Marketing



Ray Lopez
IT



2017-18 STUDENT-ATHLETES

<i>PHOTO ROSTER</i>	34-35
<i>ROSTER AND PRONUNCIATION GUIDE</i>	36-37
<i>BRUCE BROWN, JR.</i>	38-39
<i>DENG GAK</i>	40
<i>DEWAN HUELL</i>	41
<i>EBUKA IZUNDU</i>	42-43
<i>ANTHONY LAWRENCE II.</i>	44
<i>CHRIS LYKES</i>	45
<i>RODNEY MILLER, JR.</i>	46
<i>JA'QUAN NEWTON</i>	47-48
<i>MIKE ROBINSON</i>	49
<i>CHRIS STOWELL</i>	50
<i>DEJAN "DJ" VASILJEVIC</i>	51-52
<i>SAM WAARDENBURG</i>	53
<i>LONNIE WALKER IV.</i>	54
<i>MILES WILSON</i>	55

2017-18 HURRICANES

STUDENT-ATHLETES



JA'QUAN NEWTON

Sr. | G | 6-2 | 187
Philadelphia, Pa. | Neumann-Goretti




DEJAN VASILJEVIC

So. | G | 6-3 | 184
Melbourne, Australia | AIS



CHRIS LYKES

Fr. | G | 5-7 | 160
Mitchville, Md. | Gonzaga College HS



ANTHONY LAWRENCE II

Jr. | G | 6-7 | 210
St. Petersburg, Fla. | Lakewood Senior




LONNIE WALKER IV

Fr. | G | 6-4 | 192
Reading, Pa. | Reading



MIKE ROBINSON

Sr. | G | 5-10 | 170
New Britain, Conn. | New Britain




MILES WILSON

So. | G | 6-5 | 190
Baltimore, Md. | Mount St. Mary's



BRUCE BROWN, JR.

So. | G | 6-5 | 190
Boston, Mass. | Vermont Academy



RODNEY MILLER, JR.


So. | C | 7-0 | 258
Laurelton, N.Y. | Oak Hill Academy

2017-18 HURRICANES




EBUKA IZUNDU

Jr. | C | 6-10 | 231
Charlotte, N.C. | Victory Christian | Nigeria



DEWAN HUELL

So. | F | 6-11 | 220
Miami, Fla. | Miami Norland




SAM WAARDENBURG

R-Fr. | F | 6-9 | 205
Henderson, New Zealand | Rangitoto College




DENG GAK

Fr. | F | 6-10 | 195
Sydney, Australia | Blaire Academy



CHRIS STOWELL

Sr. | F | 6-6 | 208
Exeter, N.H. | Tilton School (N.H.) | Exeter



JIM LARRAÑAGA

Head Coach
Seventh Season

STUDENT-ATHLETES

ASSISTANT COACHING STAFF



CHRIS CAPUTO

Associate Head Coach
Seventh Season



JAMAL BRUNT

Assistant Coach
Third Season



ADAM FISHER

Assistant Coach
Third Season



LAMONT FRANKLIN

Director of Operations
First Season

MEN'S BASKETBALL ROSTER

STUDENT-ATHLETES

No.	Name	Yr.	Pos.	Wt.	Yr.	Hometown/Previous School
0	Ja'Quan Newton	Sr.	G	6-2	187	Philadelphia, Pa. / Neumann-Goretti HS
1	Dejan Vasiljevic	So.	G	6-3	198	Melbourne, Australia / Australian Institute of Sport
2	Chris Lykes	Fr.	G	5-7	160	Mitchellville, Md. / Gonzaga College HS
3	Anthony Lawrence II	Jr.	G	6-7	210	St. Petersburg, Fla. / Lakewood Senior HS
4	Lonnie Walker IV	Fr.	G	6-4	192	Reading, Pa. / Reading HS
5	Mike Robinson	Sr.	G	5-10	170	New Britain, Conn. / New Britain HS
10	Miles Wilson	So.	G	6-5	190	Baltimore, Md. / Mount St. Mary's
11	Bruce Brown, Jr.	So.	G	6-5	190	Boston, Mass. / Vermont Academy
14	Rodney Miller, Jr.	So.	C	7-0	258	Laurelton, N.Y. / Oak Hill Academy
15	Ebuka Izundu	Jr.	C	6-10	231	Charlotte, N.C. / Victory Christian Center / Nigeria
20	Dewan Huell	So.	F	6-11	220	Miami, Fla. / Miami Norland HS
21	Sam Waardenburg	R-Fr.	F	6-9	205	Henderson, New Zealand / Rangitoto College
22	Deng Gak	Fr.	F	6-10	195	Sydney, Australia / Blair Academy (N.J.)
35	Chris Stowell	Sr.	F	6-6	208	Exeter, N.H. / Tilton School (N.H.) / Exeter HS

No.	Name	Yr.	Pos.	Wt.	Yr.	Hometown/Previous School
11	Bruce Brown, Jr.	So.	G	6-5	190	Boston, Mass. / Vermont Academy
22	Deng Gak	Fr.	F	6-10	195	Sydney, Australia / Blair Academy (N.J.)
20	Dewan Huell	So.	F	6-11	220	Miami, Fla. / Miami Norland HS
15	Ebuka Izundu	Jr.	C	6-10	231	Charlotte, N.C. / Victory Christian Center / Nigeria
3	Anthony Lawrence II	Jr.	G	6-7	210	St. Petersburg, Fla. / Lakewood Senior HS
2	Chris Lykes	Fr.	G	5-7	160	Mitchellville, Md. / Gonzaga College HS
14	Rodney Miller, Jr.	So.	C	7-0	258	Laurelton, N.Y. / Oak Hill Academy
0	Ja'Quan Newton	Sr.	G	6-2	187	Philadelphia, Pa. / Neumann-Goretti HS
5	Mike Robinson	Sr.	G	5-10	170	New Britain, Conn. / New Britain HS
35	Chris Stowell	Sr.	F	6-6	208	Exeter, N.H. / Tilton School (N.H.) / Exeter HS
1	Dejan Vasiljevic	So.	G	6-3	198	Melbourne, Australia / Australian Institute of Sport
21	Sam Waardenburg	R-Fr.	F	6-9	205	Henderson, New Zealand / Rangitoto College
4	Lonnie Walker IV	Fr.	G	6-4	192	Reading, Pa. / Reading HS
10	Miles Wilson	So.	G	6-5	190	Baltimore, Md. / Mount St. Mary's

Head Coach: Jim Larrañaga, Providence '71, seventh season
 Associate Head Coach: Chris Caputo, Westfield State (Mass.) '02
 Assistant Coach: Jamal Brunt, Randolph-Macon '03
 Assistant Coach: Adam Fisher, Penn State '06, '09
 Director of Operations: Lamont Franklin, UNC Wilmington '97
 Strength & Conditioning Coach: Steve Felde, Concordia University (Wis.) '03
 Associate Athletic Trainer: Javier Jimenez, Temple '06
 Associate Director of Operations: Jeff Dyer, Delaware '14
 Player Development Assistant: Chaisson Allen, Northeastern '11

Pronunciation Guide

Student-Athletes

0	Ja'Quan Newton	Juh-quan
4	Dejan Vasiljevic	Day-on Vass-EEL-uh-vitch
15	Ebuka Izundu	E-boo-kuh E-zoon-du
20	Dewan Huell	Duh-wan Hue-ull
35	Chris Stowell	Stole

Coaches

Jim Larrañaga	lare-uh-nay-guh
Chris Caputo	ca-poo-toe

ROSTER BREAKDOWNS

Seniors (2)

Ja'Quan Newton
Chris Stowell #
Mike Robinson #

Juniors (3)

Ebuka Izundu
Anthony Lawrence II

Sophomores (5)

Bruce Brown, Jr.
Dewan Huell
Rodney Miller, Jr.
Dejan "DJ" Vasiljevic
Miles Wilson *

Redshirt Freshmen(1)

Sam Waardenburg

Freshmen (3)

Deng Gak
Chris Lykes
Lonnie Walker IV

By Location

Abroad:

Australia

Dejan Vasiljevic
Deng Gak

New Zealand

Sam Waardenburg

Nigeria

Ebuka Izundu

United States:

Connecticut

Mike Robinson #

Florida

Dewan Huell
Anthony Lawrence II

Maryland

Chris Lykes
Miles Wilson

Massachusetts

Bruce Brown, Jr.

New Hampshire

Chris Stowell #

New York

Rodney Miller, Jr.

Pennsylvania

Ja'Quan Newton
Lonnie Walker IV

Returners (10)

Bruce Brown, Jr.
Dewan Huell
Ebuka Izundu
Anthony Lawrence II
Rodney Miller, Jr.
Ja'Quan Newton
Mike Robinson
Chris Stowell
Sam Waardenburg
Dejan Vasiljevic

Newcomers (4)

Deng Gak
Chris Lykes
Lonnie Walker IV
Miles Wilson *

Starters Returning (3)

Bruce Brown, Jr.
Ja'Quan Newton
Anthony Lawrence II

Starters Lost (2)

Kamari Murphy
Davon Reed

Incoming Freshmen (3)

Deng Gak
Chris Lykes
Lonnie Walker IV

Incoming Transfers (1)

(sitting out 2017-18 season)
Miles Wilson

What's Back

Category	Total	P/G	Pct.
Games Started	99		.366
Minutes Played	3932		.425
Points	1553	30.3	.405
Field Goals Made	556	10.5	.409
Field Goal Pct.			.449
3-Point FG Made	130	2.1	.308
3-Point FG Pct.			.336
Free Throws Made	311	7.1	.430
Free Throw Pct.			.707
Rebounds	667	13.9	.408
Assists	291	4.7	.374
Steals	157	2.5	.400
Blocks	86	1.8	.504

Returning Leaders

Points/Game	Ja'Quan Newton	13.5
FG Made	Ja'Quan Newton	150
FG Pct. (Guard)	Bruce Brown, Jr.	.459
FG Pct. (Forward)	Dewan Huell	.531
3-Point FG Made	Dejan Vasiljevic	55
3-Point Pct.	Anthony Lawrence II	.354
Free Throws Made	Ja'Quan Newton	93
Free Throw Pct.	Dejan Vasiljevic	.800
Rebounds/Game	Bruce Brown, Jr.	5.6
Assists/Game	Ja'Quan Newton	3.4
Steals/Game	Bruce Brown, Jr.	1.5
Blocks/Game	Ebuka Izundu Dewan Huell	0.8

Walk on

* Redshirt - will not play in 2017-18



11
BRUCE BROWN, JR.

So. • 6-5 • 190 • Guard
Boston, Mass.
Vermont Academy

2016 Jordan Brand Classic All-American

As a Freshman (2016-17)

Final 2017 NCAA rankings: No. 3 triple-doubles (1), No. 147 total steals (49), No. 164 steals per game (1.48), No. 235 assist-turnover ratio (1.58).

Miami Record Book Listings:

Season – ACC games only: No. 5 assists (61), No. 5 steals (26), No. 6 minutes played (604).

Freshman – Season (records since 2004-05): No. 1 scoring (391), No. 1 field goals made (134), No. 1 free throws made (90), No. 1 free throws attempted (122), No. 1 minutes played (1,053), No. 2 rebounding (186), No. 2 3-point field goals made (33), No. 2 assists (106), No. 2 steals (49), No. 3 field goal percentage (45.9% / 134-292), No. 3 blocked shots (18), **Freshman – Game (records since 2004-05):** No. 1 points (30), No. 3 points (25), T-No. 1 field goals made (11), T-No. 5 field goals made (9), T-No. 1 field goal attempts (18), T-No. 3 field goal percentage (72.7% / 8-11), T-5 3-point field goal percentage (66.7% / 4-6), No. 1 free throws made (10), No. 2 free throws made (9 – twice), No. 1 free throw attempts (13), No. 2 free throw attempts (11), No. 1 free throw percentage (90.0% / 9-10), No. 2 free throw percentage (81.8% / 9-11), No. 1 assists (10), T-No. 5 blocked shots (3 – twice), No. 1 minutes played (44).

Conference Stats – Among ACC players in ACC games: No. 5 steals (1.4).

Season: Started 29 of 33 games played ... Notched the program's second triple double with 11 points, 11 rebounds and 10 assists against South Carolina State ... Two double-doubles with the game against SC State and 14 points and 12 rebounds against George Washington ... Scored 30 points against No. 9/6 North Carolina, 25 points vs. No. 10/11 Duke and 21 points vs. No. 6 North Carolina ... Averaged 11.8 points, 5.6 rebounds, 3.2 assists, 1.5 steals and 0.5 blocks in 31.9 minutes per game ... Totaled 391 points, 186 rebounds, 106 assists, 49 steals and 18 blocks in 1053 minutes ... Hit 45.9 percent (134-292) from the field, 34.7 percent (33-95) from three and 74.4 percent (90-121) at the line ... Led or tied for team high in scoring six games, rebounds nine times, assists 16 times, steals in 14 games and blocked shots six times ... Scored in double digits in 20 games ... Hit multiple 3-pointers in nine games ... Notched at least one 3-pointer in 21 outings ... Recorded double-digit rebounds twice ... Blocked a shot in 12 games ... Multiple assists in 22 outings, with three-plus in 17 games ... Season highs: 30 points vs. North Carolina, 1/28; 12 rebounds vs. George Washington, 12/22; 10 assists vs. South Carolina State, 12/6; three steals five times; three blocked shots twice; 44 minutes at Virginia, 2/20 ... One of three Miami players to start all 18 ACC games ... In ACC play averaged 12.7 points, 4.7 rebounds, 3.4 assists, 1.4 steals and 0.7 blocks in 33.6 minutes ... In ACC play totaled 228 points, 85 rebounds, 61 assists, 26 steals and 13 blocks in 604 minutes ... Connected on 46.4 percent (78-168) from the field, 40.0 percent (22-55) from three and 73.5 percent (50-68) at the line ... In two ACC Tournament games, averaged a team-high 13.0 points, 6.0 rebounds, 1.0 assists and 0.5 steals in 30.5 minutes per game ... Shot 10-19 from the field, 2-8 from three and 4-4 at the line ... In one NCAA Tournament game, had 11 points, two rebounds, four assists and three steals in 34 minutes ... Hit 3-6 from the field, 1-3 from three and 4-6 at the line.

BROWN, JR. HIGHS

Points	Career: 30, vs North Carolina, 1/28/17
ACC: 30, vs North Carolina, 1/28/17	
Rebounds	Career: 12, vs George Washington, 12/22/17
ACC: 9, vs Notre Dame, 1/12/17	
Assists	Career: 10, vs South Carolina State, 12/6/16
ACC: 6, twice, last at NC State, 2/4/17	
Steals	Career: 3 (5x), last vs Michigan State, 3/17/17
ACC: 3, vs NC State, 12/31/16	
Blocked Shots	Career: 3, twice, last vs Notre Dame, 1/12/17
ACC: 3, vs Notre Dame, 1/12/17	
Field Goals	Career: 11, vs Duke, 2/25/17
ACC: 11, vs Duke, 2/25/17	
Field Goal Attempts	Career: 18, vs Duke, 2/25/17
ACC: 18, vs Duke, 2/25/17	
Free Throws	Career: 10, vs North Carolina, 1/28/17
ACC: 10, vs North Carolina, 1/28/17	
Free Throw Attempts	Career: 13, vs North Carolina, 1/28/17
ACC: 13, vs North Carolina, 1/28/17	
3-Point Field Goals	Career: 4, vs North Carolina, 1/28/17
ACC: 4, vs North Carolina, 1/28/17	
3-Point Field Goal Attempts	Career: 6, vs North Carolina, 1/28/17
ACC: 6, vs North Carolina, 1/28/17	
Minutes	Career: 44, at Virginia 2/20/17
ACC: 44, at Virginia 2/20/17	

2016-17			
Opponent	P	R	A
WCU	7	8	5
at North Florida	7	6	2
Penn	15	5	1
vs Stanford	10	6	2
vs Iowa State	2	7	2
vs Florida	15	4	1
Rutgers	11	9	2
vs Wofford	12	5	1
SC State	11	11	10
FAU	14	8	6
GW	14	12	2
Columbia	8	6	5
NC State	17	8	4
at Syracuse	9	7	2
Notre Dame	7	9	1
at Pittsburgh	17	6	3
at Wake Forest	9	3	1
at Duke	15	5	6
Boston College	12	6	4
North Carolina	30	4	5
Florida State	17	5	1
at NC State	7	2	6
Virginia Tech	2	5	4
at Louisville	12	7	4
Georgia Tech	8	3	5
Clemson	9	5	5
at Virginia	14	3	0
Duke	25	4	4
at Virginia Tech	8	3	5
vs Florida State	10	0	1
vs Syracuse	5	5	1
vs North Carolina	21	7	1
vs Michigan St.	11	2	4

BROWN, JR. CAREER STATISTICS													3-Point			Free Throws			Rebounds			Scoring			
Season	GP	GS	Min.	Avg.	FG	FGA	Pct.	FG	FGA	Pct.	FT	FTA	Pct.	Off.	Def.	Tot.	Avg.	PF	FO	Ast.	TO	Blk	Stl	Pts.	Avg.
2016-17	33	29	1053	31.9	134	292	.459	33	95	.347	90	121	.744	48	138	186	5.6	83	2	83	67	18	49	391	11.8

11

BRUCE BROWN, JR. (CONT.)

Prior to Miami

2016 Jordan Brand Classic All-American ... Five-star shooting guard at Vermont Academy in Saxton's River, Vt. ... Ranked No. 30 by ESPN, No. 44 per Scout and No. 49 by Rivals ... Competed nationally at Nike Basketball Academy, the NBPA Top 100 Camp and Nike Elite 100 ... Won 2016 New England Prep School Basketball Class AA State Tournament ... Named 2016 NEPSAC Tournament MVP ... First Team All-NEPSAC ... Second Team All-EYBL performer playing for Boston Amateur Basketball Club ... With BABC at the Peach Jam in 2015, averaged 15.6 points, 5.6 rebounds, 2.0 steals, 1.8 assists and 1.4 blocks per game ... Multi-sport athlete at Wakefield High School two years ... Played wide receiver and strong safety on the football team ... Also played baseball and JV soccer ... Transferred to Vermont Academy after sophomore season ... Chose Miami over Indiana, Arizona, UConn, Georgetown, Michigan and Louisville, among others.

Personal

Born Aug. 15, 1996 in Boston ... Son of Roberta Brown and Bruce Brown ... Brother to 10 siblings ... Cousin of Jalen Adams, who plays at UConn ... Boasts a 6-9 wingspan ... Started playing basketball at age six, first dunk was in eighth grade.

STUDENT-ATHLETES





22

DENG GAK

Fr. • 6-10 • 220 • Forward
Sydney, Australia
Blair Academy (N.J.)


Prior to Miami

2017 Jordan Brand Classic Regional Team ... Ranked No. 91 in the ESPN Top 100, 16th at his position and first in New Jersey ... Joined current Hurricane Dejan Vasiljevic on the Australian U19 team, averaging 4.0 points, 4.1 rebounds and 0.7 blocks for the Emus at the 2015 FIBA World Championship ... Played high school basketball at Australia's Centre of Excellence before attending Blair Academy in New Jersey ... Born in Cairo, Egypt, then moved to the South Sudan (of Dinka descent) before ultimately landing in Sydney, Australia ... Moved to New Jersey in the fall of 2015 to begin his career at Blair Academy ... Other Blair grads include NBA players Luol Deng, Charlie Villanueva and Royal Ivey ... Played on the AAU circuit for the PSA Cardinals ... Pangos All-American Camp Top 30 Cream of the Crop Game ... A long shot blocker who will protect the rim with his 7-foot-5-inch wingspan ... A versatile big man who can run the floor and hit the mid-range jump shot ... Chose Miami over offers from Kansas, Connecticut and Florida.

Personal

Born May 12, 1998 in Sydney, Australia ... Son of Elizabeth and Matur Gak.

STUDENT-ATHLETES



20
DEWAN HUELL

So. • 6-11 • 220 • Forward
Miami, Fla.
Miami Norland HS

2016 McDonald's All-American

As a Freshman (2016-17)

Huell 2016-17 game-by-game stats

Miami Record Book Listings: Freshman – Game (since 2004-05): T-No. 5 blocked shots (3).

Season: Started 15 of 32 games played ... Averaged 5.8 points, 3.1 rebounds, 0.8 blocks, 0.2 assists, 0.4 steals in 17.4 minutes per game ... Totaled 187 points, 99 rebounds, 25 blocks, six assists and 13 steals in 557 minutes ... Hit 53.1 percent (77-145) from the field and 64.7 percent (33-51) at the line ... Led or tied for team high in rebounds in three games, steals three times and blocked shots 13 times ... Scored in double digits in six games ... Double-digit rebounds once, with 10 against Florida Atlantic ... Blocked a shot in 18 games ... Season highs: 15 points at North Florida, 11/16; 10 rebounds vs. Florida Atlantic, 12/16; 1 assist, six times; 2 steals vs. Rutgers, 11/30; 3 blocked shots vs. Virginia Tech, 2/8; 26 minutes at Duke, 1/21 ... Started nine of 18 ACC games ... In ACC play averaged 4.7 points, 2.2 rebounds, 0.7 blocks, 0.2 assists, 0.4 steals in 16.1 minutes ... In ACC play totaled 85 points, 40 rebounds, 12 blocks, four assists and eight steals in 289 minutes ... Connected on 53.1 percent (34-64) from the field and 56.7 percent (17-30) at the line ... In one ACC Tournament game, had one point, one rebound and two blocks in 11 minutes ... In one NCAA Tournament game, had eight points in nine minutes ... Hit 4-5 from the field.

Prior to Miami

2016 McDonald's All-American ... Five-star, top-25 power forward ... Ranked the No. 21 player by ESPN, No. 23 by Rivals and No. 25 by Scout ... ESPN and Scout ranked him fifth at his position nationally ... Named top player in the state of Florida by Scout ... Second in the state by ESPN and Rivals ... Played in numerous national camps, including the Nike Elite 100, LeBron James Skills Academy, adidas Nations Atlanta, adidas Nations California, Elite 24 all-star game, UA All-America Camp and the NBPA Top 100 Camp ... Member of adidas US select U-18 team at adidas Eurocamp in Treviso, Italy ... Played AAU ball for Team Breakdown ... Led the Norland Vikings to three state championships ... Miami Herald Class 9A-6A Male Athlete of the Year ... Two-time Miami Herald Class 8A-6A Boy's Basketball Player of the Year ... Averaged 16.5 points, 8.7 rebounds and 1.8 blocks per game as a senior ... Posted 19.2 points and 9.1 rebounds as a junior, 10.9 ppg, 7.9 rpg as a sophomore and 4.8 ppg and 3.7 rpg as a freshman at Norland ... Also was on the track team where he participated in the 800 meter run and the high jump ... Chose hometown Miami over offers from Kansas, North Carolina, Florida State, Florida and Louisville.

HUELL HIGHS

Points

Career: 15, at North Florida, 11/16/16
ACC: 13, vs Georgia Tech, 2/15/17

Rebounds

Career: 10, vs FAU, 12/22/17
ACC: 8, at Wake Forest, 1/18/17

Assists

Career: 1, 6x, last at Louisville, 2/11/17
ACC: 1, 4x, last at Louisville, 2/11/17

Steals

Career: 2, vs Rutgers, 11/30/16
ACC: 1, 8x, last at Florida State, 3/4/17

Blocked Shots

Career: 3, vs Virginia Tech, 2/8/17
ACC: 3, vs Virginia Tech, 2/8/17

Field Goals

Career: 6, twice, last vs Rutgers, 11/30/16
ACC: 4, twice, last vs Georgia Tech, 2/15/17

Field Goal Attempts

Career: 14, vs Rutgers, 11/30/16
ACC: 9, at Wake Forest, 1/18/17

Free Throws

Career: 5, vs Georgia Tech, 2/15/17
ACC: 5, vs Georgia Tech, 2/15/17

Free Throw Attempts

Career: 6, vs Georgia Tech, 2/15/17
ACC: 6, vs Georgia Tech, 2/15/17

3-Point Field Goals

Career: --
ACC: --

3-Point Field Goal Attempts

Career: 1, twice, last vs vs Virginia Tech, 2/8/17
ACC: 1, twice, last vs vs Virginia Tech, 2/8/17

Minutes

Career: 25, 3x, last at Wake Forest, 1/18/17
ACC: 25, twice, last at Wake Forest, 1/18/17

2016-17

Opponent	P	R	A
WCU	15	7	1
at North Florida	15	8	0
Penn	11	5	0
vs Stanford	3	3	0
vs Iowa State	5	6	0
vs Florida	10	6	1
Rutgers	14	7	0
vs Wofford	2	1	0
SC State	5	3	0
FAU	9	10	0
GW	2	1	0
Columbia	4	1	0
NC State	0	0	1
at Syracuse	6	3	1
Notre Dame	2	0	0
at Pittsburgh	4	3	0
at Wake Forest	9	8	0
at Duke	9	3	0
Boston College	8	3	1
North Carolina	5	1	0
Florida State	7	1	0
at NC State	3	2	0
Virginia Tech	5	5	0
at Louisville	4	3	1
Georgia Tech	13	2	0
Clemson	6	1	0
at Virginia	1	1	0
Duke	2	1	0
at Virginia Tech	0	1	0
vs Florida State	5	2	0
vs Syracuse	DNP		
vs North Carolina	1	1	0
vs Michigan St.	8	0	0

BROWN, JR. CAREER STATISTICS													3-Point		Free Throws		Rebounds		Scoring						
Season	GP	GS	Min.	Avg.	FG	FGA	Pct.	FG	FGA	Pct.	FT	FTA	Pct.	Off.	Def.	Tot.	Avg.	PF	FO	Ast.	TO	Blk	Stl	Pts.	Avg.
2016-17	32	15	557	17.4	77	145	.531	0	2	.000	33	51	.647	45	54	99	3.1	61	0	6	30	25	13	187	5.8



15
EBUKA IZUNDU

Jr. • 6-10 • 231 • Center
Charlotte, N.C. / Lagos, Nigeria
Victory Christian Center

As a Sophomore (2016-17)

Started nine of 32 games played ... Sat out game vs. Penn due to injury ... Averaged 4.2 points, 3.0 rebounds, 0.8 blocks, 0.2 assists, 0.2 steals in 13.0 minutes per game ... Totaled 135 points, 97 rebounds, 25 blocks, six assists, seven steals in 417 minutes ... Hit 54.1 percent (53-98) from the field and 69.0 percent (29-42) at the line ... Led or tied for team high in scoring one game, rebounds one, and blocked shots 12 times ... Scored in double digits in four games ... Blocked a shot in 16 games ... Season highs: 16 points at NC State, 2/4; 7 rebounds vs. NC State, 12/31; 1 assist, six times; 1 steal, seven times; 3 blocked shots, three times; 27 minutes at NC State, 2/4 ... Started five of 18 ACC games played ... In ACC play averaged 3.8 points, 3.2 rebounds, 0.7 blocks, 0.2 assists, 0.2 steals in 14.0 minutes ... In ACC play totaled 68 points, 57 rebounds, 12 blocks, four assists and three steals in 252 minutes ... Connected on 49.2 percent (29-59) from the field and 58.8 percent (10-17) at the line ... In two ACC Tournament games, averaged 1.0 points, 1.5 rebounds and 0.5 blocks in 11.0 minutes per game ... Shot 2-4 the line ... In one NCAA Tournament game, had five points and three rebounds in 18 minutes ... Hit 2-5 from the field and 1-2 at the line.

As a Freshman (2015-16)

Played in 15 games ... Averaged 2.1 points, 1.3 rebounds in 5.3 minutes per game ... Totaled 32 points, 19 rebounds in 79 minutes ... Hit 62.5 percent (10-16) from the field and 63.2 percent (12-19) at the line ... Led or tied for team high in blocked shots in three games ... Scored in double digits once with 11 points against Mississippi State in the Puerto Rico Classic ... Blocked a shot in three games ... Season highs: 11 points vs. Mississippi State 11/19; 7 rebounds vs. Mississippi State 11/19; 1 assist, three times, last at North Carolina 2/20; 1 steal, two times, last at North Carolina 2/20; 1 blocked shot, three times, last vs. Villanova 3/24; 15 minutes vs. Mississippi State 11/19 ... In ACC play averaged 1.7 points, 0.3 rebounds, 0.3 steals, 0.3 blocks in 5.3 minutes ... In ACC play totaled 10 points, 2 rebounds, 2 steals, 2 blocks in 32 minutes ... Connected on all three field goal attempts and was 4-6 at the line ... Did not play in the ACC Tournament ... Played three minutes in NCAA Tournament, vs. Villanova.

Prior to Miami

Averaged 21.0 points, 15.0 rebounds and 6.0 blocks for Victory Christian Center School as a senior ... Averaged 18.0 points, 12.0 rebounds and 6.0 blocks in junior season ... First-team All-Charlotte Observer ... No. 134 player and No. 19 center in 2015 class by Rivals.com ... No. 70 player, No. 20 power forward and No. 5 player in North Carolina in 2015 class by 247Sports ... In high school also played soccer and ran the 100 and 200 meters in track ... Played AAU for Charlotte ACES ... Originally signed with Charlotte, then was released from commitment after 49ers coach was let go ... Chose Miami over Arkansas and Cincinnati.

IZUNDU HIGHS

- Points**
Career: 16, at NC State, 2/4/17
ACC: 16, at NC State, 2/4/17
- Rebounds**
Career: 7, twice, last vs NC State, 12/31/16
ACC: 7, vs NC State, 12/31/16
- Assists**
Career: 1, 9x, last at Virginia, 2/20/17
ACC: 1, 5x, last at Virginia, 2/20/17
- Steals**
Career: 1, 3x, last vs Duke, 2/25/17
ACC: 1, 5x, last vs Duke, 2/25/17
- Blocked Shots**
Career: 3, 3x, last vs Notre Dame, 1/12/17
ACC: 3, vs Notre Dame, 1/12/17
- Field Goals**
Career: 6, at NC State, 2/4/17
ACC: 6, at NC State, 2/4/17
- Field Goal Attempts**
Career: 10, vs Clemson, 2/18/17
ACC: 10, vs Clemson 2/18/17
- Free Throws**
Career: 5, vs. Mississippi State, 11/19/15
ACC: 4, twice, last at NC State, 2/4/17
- Free Throw Attempts**
Career: 7, vs. Mississippi State, 11/19/15
ACC: 6, at North Carolina, 2/20/16
- 3-Point Field Goals**
Career: --
ACC: --
- 3-Point Field Goal Attempts**
Career: --
ACC: --
- Minutes**
Career: 27, at NC State 2/4/17
ACC: 27, at NC State 2/4/17

Opponent	2016-17			2015-16			
	P	R	A	Opposition	P	R	A
WCU	13	7	1	UTRGV	0	0	0
at North Florida	15	8	0	Louisiana	0	0	0
vs Stanford	0	3	0	vs. Miss. St.	11	7	0
vs Iowa State	0	3	0	vs. Utah	4	3	1
vs Florida	0	0	0	Charlotte	0	0	1
Rutgers	4	2	0	Florida	0	1	0
vs Wofford	9	5	0	Charleston	1	0	0
SC State	9	3	0	at La Salle	6	4	0
FAU	2	2	0	at Clemson	0	0	0
GW	12	4	0	Pittsburgh	2	0	0
Columbia	6	3	1	at Florida State	0	0	0
NC State	3	7	0	Virginia Tech	0	0	0
at Syracuse	0	2	0	at North Carolina	6	2	1
Notre Dame	2	4	0	at Virginia Tech	2	0	0
at Pittsburgh	2	2	0	vs. Villanova	0	2	0
at Wake Forest	6	5	0				
at Duke	0	2	1				
Boston College	0	2	0				
North Carolina	0	3	0				
Florida State	0	1	0				
at NC State	16	6	0				
Virginia Tech	8	1	1				
at Louisville	8	5	0				
Georgia Tech	2	3	0				
Clemson	12	2	1				
at Virginia	6	3	1				
Duke	3	5	0				
at Virginia Tech	0	2	0				
vs Florida State	0	2	0				
vs Syracuse	0	1	0				
vs North Carolina	2	2	0				
vs Michigan St.	5	3	0				

IZUNDU CAREER STATISTICS										3-Point			Free Throws			Rebounds			Scoring						
Season	GP	GS	Min.	Avg.	FG	FGA	Pct.	FG	FGA	Pct.	FT	FTA	Pct.	Off.	Def.	Tot.	Avg.	PF	FO	Ast.	TO	Blk	Stl	Pts.	Avg.
2015-16	15	0	79	5.3	10	16	.625	0	0	.000	12	19	.632	13	6	19	1.3	17	0	3	5	3	2	32	2.1
2016-17	32	7	417	13.0	53	98	.541	0	0	.000	29	42	.690	47	50	97	3.0	75	2	6	27	25	7	135	4.2
TOTAL	47	7	496	10.6	63	114	.553	0	0	.000	41	61	.672	60	56	116	2.5	92	2	9	32	28	9	167	3.6

15

EBUKA IZUNDU (CONT.)

Personal

Born June 28, 1996 in Lagos, Nigeria ... First name, Ebuka, is pronounced E-boo-kuh. Last name is E-zoon-du ... Moved to the United States in 2013, at age 17 ... Grew up playing soccer, then started playing basketball in 2011 ... Son of Emma and Ifeoma Izundu ... One brother: Okwy; Four sisters: Chioma Ojo, Vivian, Chingo and Ifunaya ... Speaks African language of Igbo ... Majoring in sports administration.

STUDENT-ATHLETES





3 ANTHONY LAWRENCE II

Jr. • 6-7 • 210 • Guard
St. Petersburg, Fla.
Lakewood Senior HS

As a Sophomore (2016-17)

Season: Started 18 of 33 games played ... Averaged 6.8 points, 3.8 rebounds, 1.7 assists, 1.3 steals, 0.5 blocks in 26.0 minutes per game ... Totaled 224 points, 124 rebounds, 47 assists, 42 steals and 15 blocks in 857 minutes ... Hit 41.6 percent (72-173) from the field, 35.4 percent (35-99) from three and 72.6 percent (45-62) at the line ... Led or tied for team high in scoring once, rebounds once, assists three times, steals 11 games and blocked shots six times ... Scored in double digits in nine games ... Notched 3-pointer in 20 outings ... Hit multiple 3-pointers in nine games ... Blocked a shot in 12 games ... Multiple assists in 16 outings ... Season highs: 19 points at NC State, 2/4; 9 rebounds vs. Notre Dame, 1/12; 5 assists, twice; 4 steals, three times; 3 blocked shots vs. Western Carolina, 11/11; 40 minutes at Virginia, 2/20 ... Started nine of 18 ACC games ... In ACC play averaged 7.1 points, 3.6 rebounds, 2.1 assists, 0.9 steals in 26.7 minutes ... In ACC play totaled 127 points, 65 rebounds, 37 assists and 17 steals in 480 minutes ... Connected on 40.8 percent (40-98) from the field, 34.5 percent (20-58) from three and 75.0 percent (27-36) at the line ... In two ACC Tournament games, averaged 4.5 points, 2.5 rebounds, 2.5 assists and 2.0 steals in 31.0 minutes per game ... Shot 3-9 from the field and 3-7 from three ... In one NCAA Tournament game, had three points and three rebounds in 22 minutes ... Hit 1-5 from the field and 1-5 from three.

As a Freshman (2015-16)

Miami Record Book Listings: Game: No. 7 3-point field goal percentage (1.000).

Season: Played 33 games ... Averaged 4.1 points, 1.9 rebounds, 0.8 assists and 0.5 steals in 12.0 minutes per game ... Totaled 136 points, 63 rebounds, 27 assists and 17 steals in 397 minutes ... Hit 51.1 percent (47-92) from the field, 42.9 percent (18-42) from three and 60.0 percent (24-40) at the line ... Led or tied for team high in scoring once, rebounds once, steals four times and blocks seven times ... Scored in double digits six times, twice in ACC action ... Hit multiple 3-pointers in four games ... Notched 3-pointer in 11 outings ... Blocked a shot in nine games ... Multiple blocks in two outings ... Season highs: 18 points vs. Notre Dame 2/3; 7 rebounds at Nebraska 12/1; 4 assists vs. Louisiana 11/16; 2 steals five times, last vs. Villanova 3/24; 2 blocked shots twice, last vs. Virginia Tech 2/17; 25 minutes vs. Louisiana 11/16 ... In ACC play averaged 3.2 points, 1.6 rebounds, 0.7 assists and 0.5 blocks in 10.6 minutes per game ... In ACC play totaled 54 points, 27 rebounds, 12 assists and 8 blocks in 181 minutes ... Connected on 47.4 percent (18-38) from the field, 47.4 percent (9-19) from three and 47.4 percent of shots (9-19) at the line ... In two ACC Tournament games, averaged 4.5 points, 3.0 rebounds in 13.0 minutes ... Shot 3-4 from the field and 3-4 at the line ... In three NCAA Tournament games averaged 2.7 points, 1.0 rebounds and 1.0 steals in 12.3 minutes ... Hit 3-7 from the field, 1-3 from three and 1-2 at the line.

Prior to Miami

Led Lakewood Senior High School team to the Class 5A state championship game as a junior ... Scored 18 points in the championship game and totaled 25 rebounds in two state tournament games ... Averaged 20 points and 13 rebounds as a junior at Lakewood ... In sophomore campaign, averaged 21 points, eight rebounds and four steals ... Listed as a three-star recruit by ESPN

LAWRENCE II HIGHS

- Points**
 Career: 19, at. NC State 2/4/17
 ACC: 18, at. NC State 2/4/17
- Rebounds**
 Career: 9, vs. Notre Dame, 1/12/17
 ACC: 9, vs. Notre Dame, 1/12/17
- Assists**
 Career: 5 (2x), at. Virginia, 2/20/17
 ACC: 5 (2x), at. Virginia, 2/20/17
- Steals**
 Career: 4 (3x) last vs. North Carolina, 3/9/17
 ACC: 4, last vs. North Carolina 3/9/17
- Blocked Shots**
 Career: 3, last vs. W. Carolina, 11/11/16
 ACC: 2 (2x) last vs. Virginia Tech, 2/17/16
- Field Goals**
 Career: 7, last at. NC State, 2/4/17
 ACC: 7, last at. NC State, 2/4/17
- Field Goal Attempts**
 Career: 9 (5x), last at. Virginia Tech, 2/27/17
 ACC: 9 (4x), last at. Virginia Tech, 2/27/17
- Free Throws**
 Career: 5, vs. Louisiana, 11/16/15
 ACC: 4 (5x), at. Virginia, 2/20/17
- Free Throw Attempts**
 Career: 6 (2x) last vs. Mississippi State, 11/19/15
 ACC: 5 (2x), vs. Georgia Tech, 2/15/17
- 3-Point Field Goals**
 Career: 4 (2x), at. Wake Forest, 1/18/17
 ACC: 4 (2x), at. Wake Forest, 1/18/17
- 3-Point Field Goal Attempts**
 Career: 9 (5x), at. Virginia Tech, 2/27/17
 ACC: 9 (4x), at. Virginia Tech, 2/27/17
- Minutes**
 Career: 40, at. Virginia, 2/20/17
 ACC: 40, at. Virginia, 2/20/17

2016-17				2015-16			
Opponent	P	R	A	Opponent	P	R	A
WCU	14	5	1	UTRGV	1	2	0
at North Florida	4	4	0	Louisiana	12	6	4
Penn	0	3	2	vs. Miss. St.	10	4	2
vs Stanford	18	3	1	vs. Utah	0	0	2
vs Iowa State	6	2	0	vs. Butler	7	1	1
vs Florida	2	3	2	Northeastern	0	1	0
Rutgers	8	4	0	at Nebraska	13	7	0
vs Wofford	3	5	1	Charlotte	9	1	1
SC State	5	7	1	Charleston	11	2	1
FAU	13	6	0	at La Salle	2	2	3
GW	2	2	2	Princeton	0	1	0
Columbia	10	5	1	Syracuse	1	2	0
NC State	6	5	1	Florida State	0	0	0
at Syracuse	0	0	1	at Virginia	0	1	0
Notre Dame	6	9	1	at Clemson	3	1	0
at Pittsburgh	9	5	2	at Boston College	0	0	1
at Wake Forest	16	0	2	Wake Forest	0	0	0
at Duke	0	0	0	at NC State	0	0	0
Boston College	7	6	1	Notre Dame	18	2	0
North Carolina	3	4	4	at Georgia Tech	5	3	3
Florida State	2	2	1	Pittsburgh	2	1	0
at NC State	19	4	2	at Florida State	3	1	1
Virginia Tech	12	4	3	Virginia Tech	5	2	0
at Louisville	7	3	3	at North Carolina	11	4	2
Georgia Tech	4	4	2	Virginia	1	3	2
Clemson	10	4	5	Louisville	3	2	1
at Virginia	4	6	5	at Notre Dame	0	1	2
Duke	2	3	2	at Virginia Tech	2	4	0
at Virginia Tech	18	5	1	vs. Virginia Tech	4	2	1
vs Florida State	2	1	1	vs. Virginia	5	4	0
vs Syracuse	3	2	4	vs. Buffalo	0	0	0
vs North Carolina	6	3	1	vs. Wichita State	0	2	0
vs Michigan State	3	3	0	vs. Villanova	8	1	0

LAWRENCE II CAREER STATISTICS										3-Point			Free Throws			Rebounds			Scoring						
Season	GP	GS	Min.	Avg.	FG	FGA	Pct.	FG	FGA	Pct.	FT	FTA	Pct.	Off.	Def.	Tot.	Avg.	PF	FO	Ast.	TO	Blk	Stl	Pts.	Avg.
2015-16	33	0	397	12.0	47	92	51.1	18	42	42.9	24	40	60.0	29	34	63	1.9	39	0	27	13	11	17	136	4.1
2016-17	33	18	857	26.0	72	173	41.6	35	99	35.4	45	62	72.6	27	97	124	3.8	78	1	57	47	15	42	224	6.8
TOTAL	66	18	1254	19.0	119	265	44.9	52	141	36.9	69	102	67.6	56	131	187	2.8	117	1	84	60	26	59	360	5.5



2

CHRIS LYKES

Fr. • 5-7 • 160 • Guard
 Mitchellville, Md.
 Gonzaga College HS

Prior to Miami

2017 Jordan Brand Classic Regional Team ... Ranked No. 45 in the ESPN Top 100, 12th at his position and first in Maryland ... 2017 All-Met Player of the Year ... 2017 DC State Athletic Association MVP... 2016 Washington, D.C. Gatorade Player of the Year ... 2017 American Family Insurance third team ALL-USA Boys Basketball Team ... 2017 Max Preps All-American, fifth team ... Two-time Washington Catholic Athletic Conference Player of the Year ... As a senior set school's career scoring record with 2,266 points ... Won 2017 Triple Crown of Washington Catholic Athletic Conference Championship, DC State Athletic Association Championship and Alhambra Catholic Invitational Tournament ... Also won Gonzaga D.C. Classic and took third at Les Schwab Invitational (Ore.) ... Eagles finished No. 1 in D.C. area, according to The Washington Post final rankings ... Averaged 17.6 points, 4.2 assists and 2.9 rebounds while leading Gonzaga to a 32-5 overall and 15-3 region record ... As a junior averaged 22.0 points, 4.3 assists, 3.7 rebounds and 2.7 steals. Knocked down 47.3 percent of shots from three and hit 74.9 percent at the line ... Led Eagles (24-10) to the semifinals in both the WCAC and District of Columbia State Athletic Association ... As a sophomore won the WCAC Championship ... Skilled ball handler with a dynamic combination of quickness and shooting ability who can finish in traffic with contact or hit long-range threes ... Played AAU ball for Team Takeover on the EYBL circuit ... Chose Miami over offers from Villanova, Georgetown, Notre Dame and Stanford ... Donated his time as a youth basketball instructor, volunteers both at his church and the National Foundation for Cancer Research as a peer tutor.

Personal

Born July 22, 1998 in Mitchellville, Md. ... Son of Vanessa and Marvin Lykes.



14
RODNEY MILLER, JR.

So. • 7-0 • 258 • Center
Laurelton, N.Y.
Oak Hill Academy

As a Freshman (2016-17)

Miller 2016-17 game-by-game stats

Played 15 games ... Averaged 0.9 points, 0.6 rebounds, 0.1 blocks in 3.8 minutes per game ... Totaled 14 points, nine rebounds and one block in 57 minutes ... Hit 45.5 percent (5-11) from the field, and 44.4 percent (4-9) at the line ... Season highs: 5 points vs. Western Carolina, 11/11; 3 rebounds at North Florida, 11/16; 1 blocked shot vs. NC State, 12/31; 11 minutes at North Florida, 11/16 ... Played in six ACC games ... In ACC play totaled one point in 10 minutes.

Prior to Miami

Consensus four-star recruit, ranked No. 90 overall by Scout.com and No. 96 by 247.com ... As a center, was ranked No. 15 by ESPN and No. 17 by Scout.com ... Has a 7-foot-1-inch wingspan ... In 2014 participated in the Nike Elite 100 ... Played AAU ball for the NY Lightning ... Played freshman season at St. Benedict's (N.J.) ... On Oak Hill's Honor Court, a leadership committee where student members are chosen by the administration for their citizenship and sound ethical and moral judgment ... Also played baseball and water polo in school.

Personal

Born Dec. 29, 1996 ... Son of Maria and Rodney Miller, Sr. ... Brother to Sasha ... Majoring in business and finance ... Started playing basketball at age 11 and first dunk was at age 12, in the Rucker League.

MILLER CAREER HIGHS

Points

Career: 5, vs. W. Carolina, 11/11/16

ACC: 2, vs. North Carolina, 3/9/17

Rebounds

Career: 3, at. North Florida, 11/16/17

ACC: 1, vs. North Carolina, 3/9/17

Assists

Career:

Steals

Career:

Blocked Shots

Career:

Field Goals

Career: 2, at. North Florida, 11/16/16

ACC: 1, vs. North Carolina, 3/9/17

Field Goal Attempts

Career: 4, vs. W. Carolina, 11/11/16

ACC: 3, vs. North Carolina, 3/9/17

Free Throws

Career: 3, vs Western Carolina, 11/11/16

ACC: 1, at Wake Forest, 1/18/17

Free Throw Attempts

Career: 6, vs. W. Carolina, 11/11/16

ACC: 2, at. Wake Forst, 1/18/17

3-Point Field Goals

Career: 6 (3x), last at Air Force, 1/7/15

3-Point Field Goal Attempts

Career: 13, UC Davis, 12/18/13

Minutes

Career: 42, UC Davis, 12/18/13

ACC:

2016-17

Opponent	P	R	A
WCU	5	2	0
at North Florida	4	3	0
Penn	2	0	0
vs Florida	0	0	0
Rutgers	0	0	0
SC State	0	2	0
FAU	0	0	0
NC State	0	0	0
at Syracuse	0	0	0
at Pittsburgh	0	0	0
at Wake Forest	1	0	0
Florida State	0	0	0
at Louisville	0	0	0
vs North Carolina	2	1	0
vs Michigan St.	0	1	0

MILLER, JR. CAREER STATISTICS													3-Point		Free Throws			Rebounds			Scoring				
Season	GP	GS	Min.	Avg.	FG	FGA	Pct.	FG	FGA	Pct.	FT	FTA	Pct.	Off.	Def.	Tot.	Avg.	PF	FO	Ast.	TO	Blk	Stl	Pts.	Avg.
2016-17	15	0	57	3.8	5	11	.455	0	0	.000	4	9	.444	4	5	9	0.6	6	0	0	1	1	0	14	0.9



0
JA'QUAN NEWTON

Sr. • 6-2 • 187 • Guard
Philadelphia, Pa.
Neumann-Goretti HS

As a Junior (2016-17)

Final 2017 NCAA rankings: No. 232 field goal percentage (45.2).

Season: Started 28 of 30 games played ... Averaged 13.5 points, 3.5 rebounds, 3.4 assists, 1.1 steals in 31.4 minutes per game ... Totaled 404 points, 105 rebounds, 101 assists, 34 steals in 942 minutes ... Hit 45.2 percent (150-332) from the field, 27.5 percent (11-40) from three and 69.9 percent (93-133) at the line ... Led or tied for team high in scoring 10 games, assists 13 times and steals seven games ... Scored in double digits in 23 games with five 20-plus point outings ... Notched 3-pointer in eight outings ... Multiple assists in 22 outings, with five-plus in 10 games ... Season highs: 23 points vs. Boston College, 1/25; nine rebounds vs. Columbia, 12/28; nine assists vs. Wofford, 12/3; three steals four times; 1 blocked shot vs. Rutgers, 11/30; 38 minutes twice ... Started 13 of 15 ACC games played ... In ACC play averaged 12.7 points, 3.6 rebounds, 2.8 assists, 0.9 steals in 31.1 minutes ... In ACC play totaled 190 points, 54 rebounds, 42 assists and 13 steals in 467 minutes ... Connected on 41.7 percent (70-168) from the field, 21.1 percent (4-19) from three and 69.7 percent (46-66) at the line ... In two ACC Tournament games, averaged 7.0 points, 2.5 rebounds, 3.5 assists and 1.0 steals in 29.5 minutes per game ... Shot 6-13 from the field, 1-2 from three and 1-5 at the line ... In one NCAA Tournament game, had 16 points, two rebounds, two assists and three steals in 34 minutes ... Hit 5-12 from the field and 6-7 at the line.

As a Sophomore (2015-16)

Touted by Dick Vitale as the country's best sixth man ... Increased scoring from 4.0 ppg as a rookie to 10.5 ppg as a sophomore, the fifth-best improvement (+6.5) among ACC players ... Started one of 31 games played ... Did not play game vs. Virginia Tech on Feb. 17 due to a medical condition ... DNP vs. Louisville Feb. 27, at Notre Dame March 2 and at Virginia Tech March 5 due to a team violation ... Averaged 10.5 points, 2.3 rebounds, 2.5 assists and 0.9 steals in 22.7 minutes per game ... Totaled 324 points, 71 rebounds, 76 assists and 27 steals in 703 minutes ... Hit 46.1 percent (105-228) from the field, 34.6 percent (9-26) from three and 73.4 percent (105-143) at the line ... Led or tied for team high in scoring four times, assists seven games, steals in seven outings and twice in blocked shots ... Scored in double digits in 21 games ... Hit multiple 3-pointers once, against Syracuse ... Notched 3-pointer in eight outings ... Multiple assists in 22 games ... Season highs: 20 points vs. Charleston 12/19; 7 rebounds vs. Charleston 12/19; 6 assists vs. Charlotte 12/5; 4 steals twice, last at NC State 1/30; 1 blocked shot five times, last vs. Virginia Tech 3/10; 32 minutes vs. Virginia 3/11 ... In ACC play averaged 10.1 points, 2.7 rebounds, 2.0 assists in 22.9 minutes per game ... In ACC play totaled 141 points, 38 rebounds, 28 assists in 321 minutes ... Connected on 43.2 percent (48-111) from the field, 42.9 percent (6-14) from three and 68.4 percent (39-57) at the line ... In two ACC Tournament games, averaged 14.5 points, 3.5 assists, 1.5 steals and 1.5 rebounds in 30.5 minutes per game ... Shot 8-14 from the field and 13-17 at the line ... In three NCAA Tournament games averaged 4.0 points, 1.7 assists in 21.0 minutes per game ... Hit 4-15 from the field and 4-5 at the line.

NEWTON CAREER HIGHS

Points

Career: 23, vs Boston College, 1/25/17

ACC: 23, vs Boston College, 1/25/17

Rebounds

Career: 9, vs Columbia, 12/28/16

ACC: 7, vs North Carolina, 1/28/17

Assists

Career: 9, vs. Wofford, 12/3/16

ACC: 7, twice, last at Wake Forest,

1/18/17

Steals

Career: 4, twice, last at NC State, 1/30/16

ACC: 4, at NC State, 1/30/16

Blocked Shots

Career: 1, 9x, last vs Virginia Tech, 3/10/16

ACC: 1, 3x, last vs Virginia, 2/22/16

Field Goals

Career: 9, vs Iowa State, 11/25/16

ACC: 8, vs Boston College, 1/25/17

Field Goal Attempts

Career: 16, twice, last vs Notre Dame, 1/12/17

ACC: 16, vs Notre Dame, 1/12/17

Free Throws

Career: 9, twice, last vs Virginia, 3/11/16

ACC: 7, twice, last vs Boston College, 1/25/17

Free Throw Attempts

Career: 11, vs Virginia, 3/11/16

ACC: 10, twice, last vs NC State, 12/31/16

3-Point Field Goals

Career: 3, vs. Columbia, 12/28/16

ACC: 2, twice, last at Louisville, 2/11/17

3-Point Field Goal Attempts

Career: 5, vs Columbia, 12/28/16

ACC: 3, 3x, last at Louisville, 2/11/17

Minutes

Career: 38, twice, last vs Florida, 11/27/16

ACC: 36, vs Notre Dame, 1/12/17

NEWTON CAREER STATISTICS													3-Point			Free Throws			Rebounds			Scoring			
Season	GP	GS	Min.	Avg.	FG	FGA	Pct.	FG	FGA	Pct.	FT	FTA	Pct.	Off.	Def.	Tot.	Avg.	PF	FO	Ast.	TO	Blk	Stl	Pts.	Avg.
2014-15	34	3	459	13.5	45	111	.405	4	10	.400	41	64	.641	8	35	43	1.3	34	0	47	39	4	8	135	4.0
2015-16	31	1	703	22.7	105	228	.461	9	26	.346	105	143	.734	16	55	71	2.3	48	0	76	66	5	27	324	10.5
2016-17	30	28	942	31.4	150	332	.452	11	40	.275	93	133	.699	18	87	105	3.5	49	0	101	98	1	34	404	13.5
TOTAL	95	32	2104	22.1	300	671	.447	24	76	.316	239	340	.703	42	177	219	2.3	131	0	224	203	10	69	863	9.1

STUDENT-ATHLETES

0

JA'QUAN NEWTON (CONT.)

As a Freshman (2014-15)

Started three games, playing in 34 ... Averaged 4.0 points, 1.4 assists, 1.3 rebounds, 0.2 steals in 13.5 minutes per game ... Totaled 135 points, 47 assists, 43 rebounds, 8 steals in 459 minutes ... Hit 40.5 percent (45-111) from the field, 40.0 percent (4-10) from three and 64.1 percent (41-64) at the line ... Led the team in assists once and tied for lead three times ... Tied for team lead in steals three times, blocks once and rebounds once ... Scored in double digits four times ... Dished at least three assists eight times ... Grabbed 14 rebounds in last three games after having just 29 boards the first 31 outings ... Season highs: 16 points at Notre Dame, 1/17; 5 rebounds twice, last vs. Stanford, 4/2; 5 assists at Notre Dame, 1/17; 1 steal eight times, last vs. Virginia Tech, 3/11; 1 blocked shot four times, last vs. Stanford, 4/2; 33 minutes at Pittsburgh, 3/4 ... Started two ACC games ... Played 15 league games ... In ACC play averaged 3.9 points, 1.6 assists, 1.0 rebounds in 13.5 minutes per game ... In ACC play totaled 59 points, 24 assists, 15 rebounds in 202 minutes ... Hit 42.3 percent (22-52) from the field, 28.6 percent (2-7) from three and 56.5 percent (13-23) at the line ... In two ACC Tournament games, played only nine minutes ... In four NIT games, averaged 7.8 points, 3.8 rebounds, 2.0 assists in 22.3 minutes ... Missed game vs. NC Central due to injury ... Hit 35.5 percent (11-31) from the field, 1,000 percent (2-2) from three and 70.0 percent (7-10) at the line ... Against Stanford in NIT championship game, knocked down two of four total 3-pointers for season.

Prior to Miami

Ranked No. 58 in ESPN's Top 100 ... Ranked first in the state and as the 12th-best PG in the country by ESPN ... Catholic League MVP ... All-Catholic First Team ... Led team with 21.7 points ... Scored 1,972 career points in high school ... Guided the Saints to 22-4 record and sixth straight Catholic League championship ... Scored 15 of his 23 points in second half to seal the victory ... Started four straight years in Catholic League championship game ... Leading scorer in both the history of the Catholic School League in Philadelphia and in Neumann-Goretti history ... Secured a double-double with 14 points and 10 rebounds in first round of the Pennsylvania Interscholastic Athletic Association playoffs ... Scored 33 points and go-ahead bucket in overtime to win PIAA Class AAA Championship in 2014 ... Consensus top 60 player ... Averaged 18.0 points as a junior ... NBPA Top 100 Camp and LeBron James Skills Academy ... Played AAU ball for Team Final, the same squad as Miami teammate Davon Reed ... Also recruited by UCLA, Texas A&M and Minnesota.

Personal

Born Ja'Quan Naasir Newton on Aug. 23, 1995 in Philadelphia ... Son of the late Lisa Brown, and Joe Newton, the 1998 NABC Division II national player of the year out of the University of Central Oklahoma ... Brother to Cary Rudd and Miing Newton ... Mother passed away March 2014 after three-year battle with breast cancer, one day prior to state championship game in which Newton scored 33 points ... Majoring in sociology ... Started playing basketball at age six and first dunk was in eighth grade in an AAU game.

2016-17				2015-16				2014-15			
Opponent	P	R	A	Opponent	P	R	A	Opponent	P	R	A
WCU	13	4	2	UTRGV	11	2	1	Howard	8	0	0
at North Florida	16	3	7	Louisiana	11	0	5	at Florida	5	1	3
Penn	18	4	3	Mississippi State	15	2	5	vs Drexel	7	1	3
vs Stanford	20	2	2	vs Utah	5	1	1	vs Akron	4	0	1
vs Iowa State	21	2	3	vs Butler	17	1	3	at Charlotte	3	3	3
vs Florida	15	3	1	Northeastern	13	2	1	at Charlotte	0	0	0
Rutgers	11	6	3	at Nebraska	10	2	2	South Alabama	5	1	0
vs Wofford	15	2	9	Charlotte	14	4	6	Illinois	0	2	1
SC State	11	1	5	Florida	3	1	3	Green Bay	0	0	0
FAU	8	6	6	Charleston	20	7	2	Savannah State	2	0	0
GW	14	2	5	at La Salle	10	2	3	Eastern Kentucky	2	2	3
Columbia	22	9	4	Princeton	13	4	4	vs Providence	3	0	1
NC State	21	4	1	Syracuse	14	4	2	Charleston	6	0	0
at Syracuse	8	4	7	Florida State	13	1	4	Virginia	0	1	1
Notre Dame	14	3	1	at Virginia	6	5	1	at Duke	4	2	3
at Pittsburgh	14	3	5	at Clemson	8	4	1	at Notre Dame	16	2	5
at Wake Forest	9	3	7	at Boston College	12	4	2	NC State	0	0	1
at Duke	13	3	1	Wake Forest	18	1	1	at Syracuse	3	0	0
Boston College	23	5	2	Duke	15	5	5	Georgia Tech	3	0	0
North Carolina	18	7	3	at NC State	10	2	2	at Florida State	2	0	1
Florida State	12	3	2	Notre Dame	12	1	2	Louisville	3	1	1
at NC State	13	3	5	at Georgia Tech	14	4	2	Clemson	1	1	1
Virginia Tech	16	4	1	Pittsburgh	3	1	1	at Wake Forest	5	0	2
at Louisville	15	5	2	at Florida State	7	4	2	at Boston College	0	0	0
Duke	7	5	0	at North Carolina	3	1	1	Virginia Tech	8	4	3
at Virginia Tech	2	0	4	Virginia	6	1	2	North Carolina	0	3	0
vs Florida State	5	2	1	vs Virginia Tech	10	2	4	at Pittsburgh	4	3	1
vs Syracuse	11	4	6	vs Virginia	19	1	3	at Virginia Tech	8	4	3
vs North Carolina	3	1	1	at Buffalo	10	2	2	vs Virginia Tech	0	3	0
vs Michigan St.	16	2	2	vs Wichita State	2	0	1	vs Notre Dame	0	0	0
				vs Villanova	0	0	2	Alabama	1	1	2
								at Richmond	11	5	2
								vs Temple	9	4	2
								vs Stanford	10	5	2

STUDENT-ATHLETES



5
MIKE ROBINSON

Sr. • 5-10 • 170 • Guard
New Britain, Conn.
New Britain HS

As a Junior (2016-17)

Played in nine games ... Totaled one point, one rebound, one steal in 19 minutes ... Season highs: 1 point vs. South Carolina State, 12/6; 1 rebound vs. South Carolina State, 12/6; 1 steal vs. Western Carolina, 11/11; 5 minutes vs. Western Carolina, 11/11.

As a Sophomore (2015-16)

Played in nine games ... Totaled 14 points and one rebound in 14 minutes ... Hit 5-9 of shots from the field, including 4-7 from three ... Scored six points, all from long range, in one minute against Utah in the Puerto Rico Tip Off ... Knocked down a 3-pointer in first-career game, against UTRGV ... Season highs: 6 points vs. Utah 11/20; 1 rebound vs. UTRGV 11/13; 3 minutes vs. UTRGV 11/13.

Prior to Miami

Also played wide receiver on the football team and in track participated in the high jump, long jump, triple jump and 4x100 relay team ... Mascot was the Golden Hurricanes ... William F. Burns Memorial Award and Scholarship ... Harry L. Stromquist Memorial Scholarship ... 2014 Connecticut Association of Schools Scholar-Athlete ... Academic all-conference in basketball four seasons ... Two-year varsity basketball captain ... One-year football and track captain.

Personal


Born Michael Andre Robinson May 2, 1996 in New Britain, Conn. ... Son of Eugene and Veronica Robinson ... Brother to Eugene ... Majoring in finance.

ROBINSON HIGHS

Points
Career: 6, vs. Utah, 11/20/15
ACC: 2, at. North Carolina, 2/20/16
Rebounds
Career: 1 (2x), last vs. S. Carolina St., 12/6/16
ACC:
Assists
Career:
ACC:
Steals
Career: 1, vs. W. Carolina, 11/11/16
ACC:
Blocked Shots
Career:
ACC:
Field Goals
Career: 2, vs. Utah, 11/20/15
ACC: 1, at. North Carolina, 2/20/16
Field Goal Attempts
Career: 2 (5x), last vs. S. Carolina St., 12/6/16
ACC: 1 (2x), last vs. North Carolina, 3/9/17
Free Throws
Career: 1, vs. S. Carolina St., 12/6/16
ACC:
Free Throw Attempts
Career: 2, vs. S. Carolina St., 12/6/16
ACC:
3-Point Field Goals
Career: 2, vs. Utah, 11/20/15
ACC:
3-Point Field Goal Attempts
Career: 2 (4x), last at. North Florida, 11/16/16
ACC: 1 (2x), last vs. North Carolina, 3/9/17
Minutes
Career: 5, vs. W. Carolina, 11/11/16
ACC: 2 (3x), last vs. North Carolina, 3/9/17

STUDENT-ATHLETES

ROBINSON CAREER STATISTICS													3-Point			Free Throws			Rebounds			Scoring			
Season	GP	GS	Min.	Avg.	FG	FGA	Pct.	FG	FGA	Pct.	FT	FTA	Pct.	Off.	Def.	Tot.	Avg.	PF	FO	Ast.	TO	Blk	Stl	Pts.	Avg.
2015-16	9	0	14	1.6	5	9	.556	4	7	.571	0	0	.000	0	1	1	0.1	3	0	0	0	0	0	14	1.6
2016-17	9	0	19	2.1	0	5	.000	0	4	.000	1	2	.500	1	0	1	0.1	2	0	0	1	0	1	1	0.1
TOTAL	18	0	33	1.8	5	14	.357	4	11	.364	1	2	.500	1	1	2	0.1	5	0	0	1	0	1	15	0.8



35
CHRIS STOWELL

Sr. • 6-6 • 208 • Forward
Exeter, N.H.
Exeter

As a Junior (2016-17)

Stowell 2016-17 game-by-game stats

Played in six games ... Totaled two rebounds in 10 minutes ...
Season highs: 2 rebounds vs. South Carolina State, 12/6.

As a Sophomore (2015-16)

Played in nine games ... Totaled three rebounds and one block in 13 minutes ... Attempted one shot, a 3-pointer, against UTRGV ...
Season highs: 1 rebound three times, last at LaSalle 12/22; 1 blocked shot at North Carolina 2/20; 2 minutes four times, last at LaSalle 12/22.

As a Freshman (2014-15)

Played in four games ... One assist vs. Howard, in first collegiate game ... One shot attempt, vs. College of Charleston ... Totaled six minutes.

Prior to Miami

During post graduate year in 2013-14 at Tilton School, won postseason coaches award ... Coached by Marcus O'Neil ... Honor roll ... At Exeter High School helped Blue Hawks to state playoffs in both the 2011-12 and 2012-13 seasons ... Reached quarterfinals senior year ... In 2012-13 assisted team to championship game of the 50th Annual Queen City Invitational by scoring 10 points and going 6-for-6 from line in semifinal game ... Coached by Jeff Holmes at Exeter ... Twice earned scholar-athlete award ... Honor roll.

Personal

Born Christopher Michael Stowell on Dec. 29, 1994 in Exeter, N.H. ... Last name is pronounced Stole ... Son of Bill and Maria ... Brother to Bill, Jr., who played basketball at Plymouth State University ... One of 560 students (out of 10,000 undergrads) to be named a Foote Fellow at UM - a program that is offered to select incoming freshmen who have a record of curricular and co-curricular distinction in high school and exhibit an interest in and capacity for independent and self-motivated learning ... Student-Athlete Advisory Committee representative at UM ... Majoring in entrepreneurship and business technology with minors in international business and sports administration ... Started playing basketball at age five.

STOWELL HIGHS

Points	Career: -- ACC: --
Rebounds	Career: 2, SC State, 12/6/16 ACC: --
Assists	Career: 1, vs Howard, 11/14/14 ACC: --
Steals	Career: -- ACC: --
Blocked Shots	Career: 1, at North Carolina, 2/20/16 ACC: 1, at North Carolina, 2/20/16
Field Goals	Career: -- ACC: --
Field Goal Attempts	Career: 1, 3x, last at North Florida, 11/16/16 ACC: --
Free Throws	Career: -- ACC: --
Free Throw Attempts	Career: -- ACC: --
3-Point Field Goals	Career: -- ACC: --
3-Point Field Goal Attempts	Career: 1, twice, last at North Florida, 11/16/16 ACC: --
Minutes	Career: 3, 3x, last vs SC State, 12/6/16 ACC: 1, 4x, last at Virginia Tech, 3/5/16

STUDENT-ATHLETES

STOWELL CAREER STATISTICS				3-Point		Free Throws		Rebounds		Scoring												
Season	GP	GS	Min.	Avg.	FG	FGA	Pct.	FG	FGA	Pct.	Off.	Def.	Tot.	Avg.	PF	FO	Ast.	TO	Blk	Stl	Pts.	Avg.
2014-15	4	0	6	1.5	0	1	.000	0	0	.000	0	0	0	0.0	1	0	1	0	0	0	0	0.0
2015-16	9	0	13	1.4	0	1	.000	0	1	.000	0	3	3	0.3	1	0	0	1	1	0	0	0.0
2016-17	6	0	10	1.7	0	1	.000	0	1	.000	0	2	2	0.3	0	0	0	0	0	0	0	0.0
TOTAL	19	0	29	1.5	0	3	.000	0	2	.000	0	5	5	0.3	2	0	1	1	1	0	0	0.0



1
DEJAN VASILJEVIC

So. • 6-3 • 198 • Guard
Melbourne, Australia
Australian Institute of Sport

As a Freshman (2016-17)

Miami Record Book Listings: Freshman – Season (since 2004-05): No. 1 3-point field goals made (51), No. 1 3-point field goals attempted (146), No. 5 3-point field goal percentage (34.9% / 51-146).

Freshman – Game (since 2004-05): T-No. 1 3-point field goals made (6), T-No. 1 3-point field goal attempts (12), No. 3 3-point field goal attempts (11).

Season: Played in all 33 games ... Averaged 6.0 points, 1.3 rebounds, 0.5 assists, 0.3 steals in 17.5 minutes per game ... Totaled 197 points, 44 rebounds, 15 assists, 11 steals in 577 minutes ... Hit 35.7 percent (65-182) from the field, 34.9 percent (51-146) from three and 80.0 percent (16-20) at the line ... Led or tied for team high in scoring once and steals twice ... Scored in double digits in eight games ... Notched 3-pointer in 26 outings ... Hit multiple 3-pointers in 13 games ... Multiple assists twice ... Season highs: 18 points at Syracuse, 1/4; 4 rebounds at Virginia, 2/20; 2 assists, twice; 1 steal, 10 times; 1 blocked shot vs. Stanford, 11/24; 29 minutes at Virginia, 2/20 ... Played in all 18 ACC games ... In ACC play averaged 5.3 points, 1.4 rebounds, 0.2 assists, 0.2 steals in 16.7 minutes ... Connected on 34.4 percent (32-93) from the field, 33.3 percent (26-78) from three and 60.0 percent (6-10) at the line ... In two ACC Tournament games, averaged 9.5 points, 1.0 rebounds, 1.0 assists and 1.0 steals in 20.5 minutes per game ... Shot 6-18 from the field, 4-14 from three and 3-3 at the line ... In one NCAA Tournament game, had two points, two rebounds, one assist and one steal in 16 minutes ... Hit 1-3 from the field.

Prior to Miami

Combo guard from Melbourne, Australia ... Experience of playing in FIBA World Championships ... At 2015 FIBA U-19 World Championships in Greece, averaged 13.3 points, 3.1 rebounds and 1.0 assists per game ... At 2014 FIBA U-18 Oceania Championships, averaged of 12.6 points, 4.6 rebounds and 4.2 assists per game ... All-tournament team at the 2014 U-17s, where he averaged 17.4 points, 6.6 rebounds and 1.3 assists per game. Led team to silver medal ... Leading scorer at the 2013 FIBA Oceania U-16 Championships, putting up 19.3 points, 3.7 rebounds and 1.0 assists per game ... Won national title with Victorian U-18s team ... Captain of the U-17 Australian team ... Played in the 2015 Basketball Without Borders Camp ... Participated in adidas Nations Tournament in Los Angeles ... Played at the Australian Institute of Sport (AIS) ... Played in U20 National Championships in Ipswich, averaging 16.3 points, 3.9 rebounds and 1.9 assists, hitting 48 percent of his shots. Notched 20+ points in three games, with a high of 25 in his first outing.

VASILJEVIC HIGHS

Points	Career: 18, at Syracuse, 1/4/17 ACC: 18, at Syracuse, 1/4/17
Rebounds	Career: 4, at Virginia, 2/20/17 ACC: 4, at Virginia, 2/20/17
Assists	Career: 2, twice, last vs. SC State, 12/6/16 ACC: 1, 4x, last vs. Clemson, 2/18/17
Steals	Career: 1, 11x, last vs. Michigan State, 3/17/17 ACC: 1, 6x, last vs. Clemson, 2/18/17
Blocked Shots	Career: 1, vs. Stanford, 11/24/16 ACC: --
Field Goals	Career: 6, at Syracuse, 1/4/17 ACC: 6, at Syracuse, 1/4/17
Field Goal Attempts	Career: 13, vs. SC State, 12/6/16 ACC: 12, at Syracuse, 1/4/17
Free Throws	Career: 3, vs. Rutgers, 11/30/16 ACC: 2, twice, last at Virginia, 2/20/17
Free Throw Attempts	Career: 3, vs. Rutgers, 11/30/16 ACC: 2, 5x, last at Florida State, 3/4/17
3-Point Field Goals	Career: 6, at Syracuse, 1/4/17 ACC: 6, at Syracuse, 1/4/17
3-Point Field Goal Attempts	Career: 12, at Syracuse, 1/4/17 ACC: 12, at Syracuse, 1/4/17
Minutes	Career: 29, at Virginia, 2/20/17 ACC: 29, at Virginia, 2/20/17

2016-17				
Opponent	P	R	A	
WCU	11	2	2	
at North Florida	13	1	0	
Penn	11	0	1	
vs Stanford	3	1	1	
vs Iowa State	5	0	0	
vs Florida	0	0	0	
Rutgers	3	1	1	
vs Wofford	6	2	0	
SC State	17	2	2	
FAU	2	2	0	
GW	6	3	0	
Columbia	3	1	1	
NC State	3	2	0	
at Syracuse	18	0	0	
Notre Dame	3	0	1	
at Pittsburgh	6	2	1	
at Wake Forest	3	0	0	
at Duke	0	1	0	
Boston College	3	1	0	
North Carolina	3	1	0	
Florida State	3	1	0	
at NC State	0	1	0	
Virginia Tech	5	1	0	
at Louisville	3	0	0	
Georgia Tech	13	2	1	
Clemson	5	3	1	
at Virginia	10	4	0	
Duke	0	2	0	
at Virginia Tech	9	1	0	
vs Florida State	9	3	0	
vs Syracuse	13	1	1	
vs North Carolina	6	1	1	
vs Michigan St.	2	2	1	

VASILJEVIC CAREER STATISTICS													3-Point			Free Throws			Rebounds			Scoring			
Season	GP	GS	Min.	Avg.	FG	FGA	Pct.	FG	FGA	Pct.	FT	FTA	Pct.	Off.	Def.	Tot.	Avg.	PF	FO	Asst.	TO	Blk	Stl	Pts.	Avg.
2016-17	33	0	577	17.5	65	182	.357	51	146	.349	16	20	.800	5	39	44	1.3	31	0	15	13	1	11	197	6.0

STUDENT-ATHLETES

1


DEJAN VASILJEVIC (CONT.)

Personal

Born Dejan Vasiljevic ... Pronounced Day-on Vass-EEL-uh-vitch ... Goes by DJ ... Born April 26, 1997 in Calgary, Alberta, Canada, but moved to Melbourne, Australia, at age six ... Of Serbian descent ... Son of Todor and Danijela Vasiljevic ... Both parents played semi-pro handball ... Brother to Ivana ... Started playing basketball at age 12 ... Shaping his game into the mold of Croatian scoring legend, Drazen Petrovic ... Chose to attend Miami over offers from LSU, Louisville and Stanford, among others.

STUDENT-ATHLETES





21
SAM WAARDENBURG

R-Fr. • 6-9 • 205 • Forward
Henderson, New Zealand
Rangitoto College

Prior to Miami

Won tournament MVP honors when he helped Rangitoto College win the SAS Secondary Schools National Championship. In the final game, he had 18 points, eight rebounds and four blocks ... Internationally, has represented New Zealand in the 3x3 Under 18 World Championship in Kazakhstan ... On the Under 17 men's team that won silver at the age-groups FIBA Oceania Championships ... Under 16 men's team that won bronze at the Australian State Championships ... Played in adidas Nations Tournament in Los Angeles, averaging 13.4 points and 6.4 rebounds in five outings. He was 7-of-11 from long range in the event and named one of the top 10 players of the camp ... Played in the National Basketball Players Association (NBPA) Top 100 High School Basketball Camp in Virginia ... Named the most outstanding player at both the Nike All Asia Camp in Beijing and the Basketball Without Borders Camp in Australia ... Spent time with the Supercity Rangers and the Breakers Academy, which led him to a role as a development player for the SKYCITY Breakers ... Played games in the United States with Harbour Basketball

Personal

Chose Miami over considerations from Virginia, SMU and Utah ... Joins current Hurricane DJ Vasiljevic and incoming freshman Deng Gak, both of Australia, as the third player from the Australasia region of the South Pacific.

STUDENT-ATHLETES



4

LONNIE WALKER IV

Fr. • 6-4 • 192 • Guard

Reading, Pa.

Reading HS

Prior to Miami

2017 McDonald's All-American ... 2017 Jordan Brand Classic All-American ... Ranked No. 12 in the ESPN Top 100, second at his position and first in Pennsylvania ... 2017 AP Pennsylvania All-State 6A Player of the Year ... 2017 Max Preps All-American, honorable mention ... Three-time Berks County Player of the Year ... As a senior led Reading High to its first Pennsylvania 6A High School State Championship ... Scored 35 points in the state semifinals and 22 points in championship game ... Reading High School all-time leading scorer with 1,828 points ... Averaged 18.4 points per game ... As a junior led the Red Knights to a 29-4 record and a trip to the PIAA Class 4A state semifinals, averaging 16.9 points, 5.3 rebounds and 3.6 assists per game ... 2016 Pennsylvania Gatorade Player of the Year ... Played AAU ball for Team Final from the Philadelphia area, the same AAU program as Ja'Quan Newton and Davon Reed ... Played on the EYBL AAU circuit in 2016, averaging 16.6 points per game, knocking down 45.5 percent of his shots ... Also tallied 4.7 rebounds, 3.0 assists and 1.3 steals per outing ... Great vision and ball-handling skills, can shoot from the outside or penetrate and finish at the rim ... Long defender with a 6-foot-10-inch wingspan who causes havoc for opposing guards ... Chose Miami over offers from Kentucky, Arizona, Villanova and Syracuse.

Personal

Born December 14, 1998 in Reading, Pa. ... Son of Tamica Wall and Lonnie Walker III.

**10**
MILES WILSON**So. • 6-5 • 190 • Guard**
Baltimore, Md.
Mount St. Joseph's*Will sit out 2017-18 season to satisfy NCAA Transfer rules***As a Freshman (2016-17) at Mount St. Mary's**

Named to the Northeast Conference All-Rookie Team ... Averaged 11.8 points and 3.9 rebounds per game ... Averaged 14.2 points and 8.2 rebounds in five postseason games ... Scored 22 points while adding seven rebounds against Villanova in NCAA First Round ... Posted 17 points and 11 rebounds in NCAA First Four win over New Orleans ... Tallied first career double-double with 15 points and 10 rebounds in NEC Championship victory over Saint Francis U ... Tallied 11 points and four rebounds off the bench in his collegiate debut at No. 20 West Virginia ... Scored 11 points at No. 20 Iowa State ... Posted 12 points in the Mount's 78-76 overtime win at George Mason ... Poured in a career-best 26 points at UT Arlington ... It was the most points by a Mount freshman since Mar. 2, 2013 ... Tallied 14 points against UMBC ... Made first collegiate start against Lehigh, tallying 15 points in the game ... Recorded 18 points at Bryant ... Led the Mount with 21 points on 8-of-12 shooting in 77-68 win at CCSU...Scored 19 points in the Mount's 77-70 win over Bryant ... Tallied 20 points while adding seven rebounds in the Mount's 81-62 win at Saint Francis U ... Chipped in 17 points and six rebounds in 77-62 victory over St. Francis Brooklyn.

Prior to Miami

Prior to his playing days at Mount St. Mary's, Wilson averaged 10 points and three rebounds as a junior for one of the best high school programs in Maryland at Mount St. Joseph.

Personal

Born Sep. 4, 1998 ... Son of Donald and Jill Wilson ... has a brother, Joshua Wilson



2016-17 IN REVIEW

<i>RESULTS</i>	57
<i>SEASON STATISTICS</i>	58-59
<i>POINTS-REBOUNDS-ASSISTS</i>	60
<i>GAME-BY-GAME COMPARISON</i>	61-62
<i>GAME INDIVIDUAL LEADERS</i>	63-64
<i>GAME HIGHS/LOWS</i>	65-67
<i>TOP PERFORMANCES AND TRENDS</i>	68
<i>ACC RECAP</i>	69-74
<i>BOX SCORES</i>	75-83

2016-17 RESULTS

RECORD	OVERALL	HOME	AWAY	NEUTRAL
ALL GAMES	21-12	14-2	4-6	3-4
CONFERENCE	10-8	7-2	3-6	0-0
NON-CONFERENCE	11-4	7-0	1-0	3-4

DATE	OPPONENT		SCORE	ATTEND	HIGH POINTS	HIGH REBOUNDS
11-02-16	BARRY (Exh.)	W	73-62	6,542	(21) Davon Reed	(7) Anthony Lawrence II
11-11-16	WESTERN CAROLINA	W	92-43	7,142	(14) Ebuka Izundu	(8) Kamari Murphy
11-16-16	at North Florida	W	94-56	3,148	(17) Davon Reed	(9) Kamari Murphy
11-19-16	PENN	W	74-62	6,753	(18) Ja'Quan Newton	(8) Kamari Murphy
11-24-16	Stanford &	W	67-53	2,436	(20) Ja'Quan Newton	(7) Kamari Murphy
11-25-16	Iowa State &	L	56-73	N/A	(21) Ja'Quan Newton	(12) Kamari Murphy
11-27-16	Florida &	L	56-65	N/A	(15) Bruce Brown	(10) Kamari Murphy
11-30-16	Rutgers!	W	73-61	7,064	(18) Davon Reed	(9) Bruce Brown
12-03-16	Wofford^	W	74-57	4,885	(15) Ja'Quan Newton	(10) Kamari Murphy
12-06-16	SOUTH CAROLINA STATE W	W	82-46	6,489	(17) DJ Vasiljevic	(11) Bruce Brown
12-16-16	FAU	W	76-56	6,857	(21) Davon Reed	(10) Dewan Huell
12-22-16	GEORGE WASHINGTON	W	72-64	6,871	(17) Davon Reed	(12) Bruce Brown
12-28-16	COLUMBIA	W	78-67	7,045	(22) Ja'Quan Newton	(9) Ja'Quan Newton
12-31-16	NC STATE*	W	81-63	17,567	(26) Davon Reed	(7) Davon Reed
01-04-17	at Syracuse*	L	55-70	17,393	(18) Dejan Vasiljevic	(7) Bruce Brown
01-12-17	NOTRE DAME*	L	62-67	7,972	(21) Davon Reed	(12) Kamari Murphy
01-14-17	at Pittsburgh*	W	72-46	9,714	(18) Davon Reed	(12) Kamari Murphy
01-18-17	at Wake Forest*	L	79-96	9,691	(24) Davon Reed	(8) Dewan Huell
01-21-17	at Duke*	L	58-70	9,134	(19) Davon Reed	(15) Kamari Murphy
01-25-17	BOSTON COLLEGE*	W	78-77	7,139	(23) Ja'Quan Newton	(7) Kamari Murphy
01-28-17	NORTH CAROLINA*	W	77-62	7,563	(30) Bruce Brown	(9) Kamari Murphy
02-01-17	FLORIDA STATE*	L	57-75	7,279	(17) Bruce Brown	(5) Bruce Brown
02-04-17	at NC State*	W	84-79	17,567	(26) Davon Reed	(7) Davon Reed
02-08-17	VIRGINIA TECH*	W	74-68	6,620	(18) Davon Reed	(5) Dewan Huell
02-11-17	at Louisville*	L	66-71	21,427	(15) Ja'Quan Newton	(7) Bruce Brown
02-15-17	GEORGIA TECH*	W	70-61	7,111	(21) Davon Reed	(8) Kamari Murphy
02-18-17	CLEMSON*	W	71-65	6,987	(15) Kamari Murphy	(9) Kamari Murphy
02-20-17	at Virginia*	W	54-48	14,623	(14) Bruce Brown	(11) Kamari Murphy
02-25-17	DUKE*	W	55-50	7,972	(25) Bruce Brown	(10) Davon Reed
02-27-17	at Virginia Tech*	L	61-66	6,962	(18) Anthony Lawrence II	(9) Davon Reed
03-04-17	at Florida State	L	57-66	11,675	(22) Davon Reed	(9) Kamari Murphy
03-08-16	vs Syracuse%	W	62-57	N/A	(16) Kamari Murphy	(10) Kamari Murphy
03-09-17	vs North Carolina%	L	53-78	17,732	(21) Bruce Brown	(7) Bruce Brown
03-17-17	vs Michigan State	L	58-78	14,715	(16) Ja'Quan Newton	(3) Ebuka Izundu

& = AdvoCare Invitational

* = Conference game

! = Big Ten/ACC Challenge

% = ACC Tournament

^ = HoopHall Invitational

ATTENDANCE	GAMES	TOTALS	AVG/GAME
HOME	17	123,909	7,289
AWAY	10	109,659	10,966
NEUTRAL	7	25,053	3,579
TOTAL	34	259,909	7,644

SEASON IN REVIEW

SEASON STATISTICS

ALL GAMES (21-12)

Player	GP-GS	Min-Avg	TOTAL		3-PTS		REBOUNDS		PF-FO	A	TO	Blk	Stl	Pts	Avg
			FG-FGA-Pct	3FG-FGA-Pct	FT-FTA-Pct	Off-Def	Tot-Avg								
Davon Reed	33-33	1,165-35.3	161-372-.433	79-199-.397	90-108-.833	28-130	158-4.8	52-0	79	67	16	43	491	14.9	
Ja'Quan Newton	30-28	942-31.4	150-332-.452	11-40-.275	93-133-.699	18-87	105-3.5	49-0	101	98	1	34	404	13.5	
Bruce Brown	33-29	1,053-31.9	134-292-.459	33-95-.347	90-121-.744	48-138	186-5.6	83-2	106	67	18	49	391	11.8	
Kamari Murphy	33-33	971-29.4	96-189-.508	0-1-.000	42-96-.609	79-162	241-7.3	78-2	19	50	23	13	234	7.1	
Anthony Lawrence	33-18	857-26.0	72-173-.416	35-99-.354	45-62-.726	27-97	124-3.8	78-1	57	47	15	42	224	6.8	
DJ Vasiljevic	33-0	577-17.5	65-182-.357	51-146-.349	16-20-.800	5-39	44-1.3	31-0	15	13	1	11	197	6.0	
Dewan Huell	32-15	557-17.4	77-145-.531	0-2-.000	33-51-.647	45-54	99-3.1	61-0	6	30	25	13	187	5.8	
Ebuka Izundu	32-9	417-13.0	53-98-.541	0-0-.000	29-42-.690	47-50	97-3.0	75-2	6	27	25	7	135	4.2	
Rodney Miller	15-0	57-3.8	5-11-.455	0-0-.000	4-9-.444	4-5	9-0.6	6-0	0	1	1	0	14	0.9	
Mike Robinson	9-0	19-2.1	0-5-.000	0-4-.000	1-2-.500	1-0	1-0.1	2-0	0	1	1	0	1	0.1	
Chris Stowell	6-0	10-1.7	0-1-.000	0-1-.000	0-0-.000	0-2	2-0.3	0-0	0	0	0	0	0	0.0	
TEAM						42-46	88-2.5	1		11					
Total	33		813-1,800-.452	209-587-.356	443-617-.718	363-813	1,176-35.6	515-7	389	417	125	213	2,278	69.0	
Opponents	33		761-1,817-.419	208-631-.330	386-522-.739	319-724	1,043-31.6	553-N/A	395	392	101	197	2,116	64.1	

SCORE BY PERIODS

	1st	2nd	OT	Total
Miami	1,109	1,158	11	2,278
Opponents	951	1,160	5	2,116

ACC GAMES (10-8)

Player	GP-GS	Min-Avg	TOTAL		3-PTS		REBOUNDS		PF-FO	A	TO	Blk	Stl	Pts	Avg
			FG-FGA-Pct	3FG-FGA-Pct	FT-FTA-Pct	Off-Def	Tot-Avg								
Davon Reed	18-18	660-36.7	94-219-.429	46-114-.404	54-63-.857	17-78	95-5.3	35-0	54	39	9	22	288	16.0	
Bruce Brown	18-18	604-33.6	78-168-.464	22-55-.400	50-68-.735	23-62	85-4.7	49-1	61	40	13	26	228	12.7	
Ja'Quan Newton	15-13	467-31.1	70-168-.417	4-19-.211	46-66-.697	7-47	54-3.6	29-0	42	55	0	13	190	12.7	
Kamari Murphy	18-18	560-31.1	54-96-.563	0-0-.000	20-34-.588	40-92	132-7.3	44-1	9	20	13	10	128	7.1	
Anthony Lawrence	18-9	480-26.7	40-98-.408	20-58-.345	27-36-.750	15-50	65-3.6	39-0	37	21	5	17	127	7.1	
DJ Vasiljevic	18-0	301-16.7	32-93-.344	26-78-.333	6-10-.600	2-23	25-1.4	6-0	4	5	0	4	96	5.3	
Dewan Huell	18-9	289-16.1	34-64-.531	0-2-.000	17-30-.567	20-20	40-2.2	28-0	4	16	12	8	85	4.7	
Ebuka Izundu	18-5	252-14.0	29-59-.492	0-0-.000	10-17-.588	25-32	57-3.2	44-2	4	13	12	3	68	3.8	
Rodney Miller	6-0	10-1.7	0-1-.000	0-0-.000	1-2-.500	0-0	0-0.0	0-0	0	0	1	0	1	0.2	
Chris Stowell	2-0	0-0.0	0-0-.000	0-0-.000	0-0-.000	0-0	0-0.0	0-0	0	0	0	0	0	0.0	
Mike Robinson	3-0	2-0.7	0-0-.000	0-0-.000	0-0-.000	0-0	0-0.0	1-0	0	0	0	0	0	0.0	
TEAM						36-22	58-2.3			8					
Total	18		431-966-.446	118-326-.362	231-326-.709	185-426	611-33.9	275-4	215	220	65	103	1,211	67.3	
Opponents	18		424-968-.438	125-350-.357	227-311-.730	165-398	563-31.3	288-8	223	200	53	100	1,200	66.7	

SCORE BY PERIODS

	1st	2nd	Total
Miami	588	612	1,211
Opponents	543	652	1,200

POSTSEASON STATISTICS

ACC TOURNAMENT (1-1)

Player	GP-GS	TOTAL			3-PTS		REBOUNDS							Pts	Avg
		Min-Avg	FG-FGA-Pct	3FG-FGA-Pct	FT-FTA-Pct	Off-Def	Tot-Avg	PF-FO	A	TO	Blk	Stl			
Bruce Brown	2-2	61-30.5	10-19-.526	2-8-.250	4-4-1.000	2-10	12-6.0	4-0	2	4	0	1	26	13.0	
Kamari Murphy	2-2	61-30.5	8-19-.421	0-0-.000	5-6-.833	6-8	14-7.0	4-0	2	3	1	0	21	10.5	
Davon Reed	2-2	71-35.5	7-19-.368	4-12-.333	3-4-.750	3-7	10-5.0	4-0	2	4	1	2	21	10.5	
DJ Vasiljevic	2-0	41-20.5	6-18-.333	4-14-.286	3-3-1.000	0-2	2-1.0	5-0	2	2	0	2	19	9.5	
Ja'Quan Newton	2-2	59-29.5	6-13-.462	1-2-.500	1-5-.200	1-4	5-2.5	2-0	7	3	0	2	14	7.0	
Anthony Lawrence	2-2	62-31.0	3-9-.333	3-7-.429	0-0-.000	2-3	5-2.5	6-0	5	4	1	4	9	4.5	
Rodney Miller	1-0	8-8.0	1-3-.333	0-0-.000	0-0-.000	1-0	1-0.5	1-0	0	0	0	0	2	1.0	
Ebuka Izundu	2-0	22-11.0	0-2-.000	0-0-.000	2-4-.500	2-1	3-1.5	4-0	0	0	1	0	2	1.0	
Dewan Huell	1-0	11-11.0	0-1-.000	0-0-.000	1-2-.500	0-1	1-0.5	2-0	0	1	2	0	1	0.5	
Mike Robinson	2-0	4-2.0	0-1-.000	0-1-.000	0-0-.000	0-0	0-0.0	0-0	0	0	0	0	0	0.0	
TEAM						3-4	7-3.5								
Total	2		41-104-.394	14-44-.318	19-28-.679	20-40	60-30.0	32-0	20	23	6	11	115	57.5	
Opponents	2		47-97-.485	14-38-.368	27-31-.871	13-49	62-31.0	25-0	31	21	5	15	135	67.5	

SCORE BY PERIODS

	1st	2nd	Total
Miami	65	50	115
Opponents	62	73	135

NCAA TOURNAMENT (0-1)

Player	GP-GS	TOTAL			3-PTS		REBOUNDS							Pts	Avg
		Min-Avg	FG-FGA-Pct	3FG-FGA-Pct	FT-FTA-Pct	Off-Def	Tot-Avg	PF-FO	A	TO	Blk	Stl			
Ja'Quan Newton	1-1	34-34.0	5-12-.417	0-1-.000	6-7-.857	0-2	2-2.0	2-0	2	1	0	3	16	16.0	
Davon Reed	1-1	37-37.0	5-10-.500	2-6-.333	0-0-.000	1-2	3-3.0	0-0	0	1	0	2	12	12.0	
Bruce Brown	1-1	34-34.0	3-6-.500	1-3-.333	4-6-.667	0-2	2-2.0	3-0	4	1	0	3	8	8.0	
Dewan Huell	1-0	9-9.0	4-5-.800	0-0-.000	0-0-.000	0-0	0-0-0.0	3-0	0	1	0	0	5	5.0	
Ebuka Izundu	1-0	18-18.0	2-5-.400	0-0-.000	1-2-.500	2-1	3-3.0	4-0	0	0	0	0	3	3.0	
Anthony Lawrence	1-1	22-22.0	1-5-.200	1-5-.200	0-0-.000	1-2	3-3.0	3-0	0	1	0	0	2	2.0	
DJ Vasiljevic	1-0	16-16.0	1-3-.333	0-1-.000	0-0-.000	0-2	2-2.0	1-0	1	1	0	1	1	1.0	
Kamari Murphy	1-1	26-26.0	0-6-.000	0-0-.000	1-2-.500	1-1	2-1.0	1-0	1	2	1	0	0	0.0	
Chris Stowell	1-0	1-1.0	0-0-.000	0-0-.000	0-0-.000	0-0	0-0.0	0-0	0	0	0	0	0	0.0	
Mike Robinson	1-0	2-2.0	0-0-.000	0-0-.000	0-0-.000	0-0	0-0.0	0-0	0	0	0	0	0	0.0	
Rodney Miller	1-0	1-1.0	0-0-.000	0-0-.000	0-0-.000	0-1	1-1.0	0-0	0	0	0	0	0	0.0	
TEAM						1-2	3-1.0	1				1			
Total	1		21-52-.404	4-16-.250	12-17-.706	9-14	23-23.0	17-0	8	10	1	9	58	58.0	
Opponents	1		30-53-.566	6-20-.300	12-14-.857	10-26	36-6.0	18-0	18	13	3	1	78	78.0	

SCORE BY PERIODS

	1st	2nd	Total
Miami	27	31	58
Opponents	38	40	78

POINTS - REBOUNDS - ASSISTS

Opponent	Date	Score	W/L	0 NEWTON	2 ROBINSON	3 LAWRENCE	4 VASILJEVIC	5 REED	11 BROWN, JR.
WESTERN CAROLINA	11-11-16	92-43	W	13-4-2	0-0-0	8-6-3	11-2-2	8-5-1	7-8-5
at North Florida	11-16-16	94-56	W	16-3-7	0-0-0	10-5-2	13-1-0	17-3-2	7-6-2
PENN	11-19-16	74-62	W	18-4-3	DNP	0-3-2	11-0-1	11-7-1	15-5-1
Stanford &	11-24-16	67-53	W	20-2-2	DNP	18-3-1	3-1-1	7-3-0	10-6-2
Iowa State &	11-25-16	56-73	L	21-2-3	DNP	6-2-0	5-0-0	13-3-1	2-7-2
Florida &	11-27-16	56-65	L	15-3-1	DNP	2-3-2	0-0-0	12-5-2	15-4-1
Rutgers!	11-30-16	73-61	W	11-6-3	DNP	8-4-0	3-1-1	18-6-3	11-9-2
Wofford*	12-03-16	74-57	W	15-2-9	DNP	3-5-1	6-2-0	13-5-4	12-5-1
SOUTH CAROLINA STATE	12-06-16	82-46	W	11-1-5	1-1-0	5-7-1	17-2-2	15-6-6	11-11-0
FAU	12-16-16	76-56	W	8-6-6	DNP	13-6-0	2-2-0	21-0-0	14-8-6
GEORGE WASHINGTON	12-22-16	72-64	W	14-2-5	DNP	2-2-2	6-3-0	17-3-0	14-12-2
COLUMBIA	12-28-16	78-67	W	22-9-4	DNP	10-5-1	3-1-1	18-4-3	8-6-5
NC STATE	12-31-16	81-63	W	21-4-1	DNP	6-5-1	3-2-0	20-2-1	17-8-4
at Syracuse	01-04-17	85-70	L	8-4-7	DNP	0-0-1	18-0-0	6-3-4	9-7-2
NOTRE DAME	01-12-17	62-67	L	14-3-1	DNP	6-9-1	3-0-1	21-6-3	7-9-1
at Pittsburgh	01-14-17	72-46	W	14-3-5	0-0-0	9-5-2	6-2-1	18-6-5	17-6-3
at Wake Forest	01-18-17	79-96	L	9-3-7	DNP	16-0-2	3-0-0	24-3-4	9-3-1
at Duke	01-21-17	58-70	L	13-3-1	0-0-0	0-0-0	0-1-0	19-4-1	15-5-6
BOSTON COLLEGE	01-25-17	78-77	W	23-5-2	DNP	7-6-1	3-1-0	17-3-4	12-6-4
NORTH CAROLINA	01-28-17	77-62	W	18-7-3	0-0-0	3-4-4	3-1-0	14-7-2	30-4-5
FLORIDA STATE	02-01-17	57-75	L	12-3-2	DNP	2-2-1	3-1-0	12-4-0	17-5-1
at NC State	02-04-17	84-79	W	13-3-5	DNP	19-4-2	0-1-0	26-7-3	7-2-6
VIRGINIA TECH	02-08-17	74-68	W	16-4-1	DNP	12-4-3	5-1-0	18-3-6	2-5-4
at Louisville	02-11-17	66-71	L	15-5-2	DNP	7-3-3	3-0-0	7-4-3	12-7-4
GEORGIA TECH	02-15-17	70-61	W	DNP	DNP	4-2-2	13-2-1	21-7-1	8-3-5
CLEMSON	02-18-17	71-65	W	DNP	DNP	10-4-5	5-3-1	14-7-5	9-5-5
at Virginia	02-20-17	54-48	W	DNP	DNP	4-6-5	10-4-0	9-4-3	14-3-0
DUKE	02-25-17	55-50	W	7-5-0	DNP	2-3-2	0-2-0	9-10-1	25-4-4
at Virginia Tech	02-27-17	61-66	L	2-0-4	DNP	18-5-1	9-1-0	11-9-2	8-3-5
at Florida State	03-04-17	57-66	L	5-2-1	DNP	2-1-1	9-3-0	22-6-6	10-0-1
vs. Syracuse	03-08-17	62-57	W	11-4-6	0-0-0	3-2-4	13-1-1	14-4-0	5-5-1
vs. North Carolina	03-09-17	53-78	L	3-1-1	0-0-0	6-3-1	6-1-1	7-6-2	21-7-1
vs. Michigan State	03-17-17	58-78	L	16-2-2	0-0-0	3-3-0	2-2-1	12-3-0	11-2-4

Opponent	Date	Score	W/L	14 MILLER	15 IZUNDU	20 HUELL	21 MURPHY	35 STOWELL
WESTERN CAROLINA	11-11-16	92-43	W	5-2-0	14-5-1	13-7-1	13-8-0	0-0-0
at North Florida	11-16-16	94-56	W	4-3-0	4-4-0	15-8-0	8-9-1	0-0-0
PENN	11-19-16	74-62	W	2-0-0	DNP	11-5-0	6-8-2	DNP
Stanford &	11-24-16	67-53	W	DNP	0-3-0	3-3-0	6-7-1	DNP
Iowa State &	11-25-16	56-73	L	DNP	0-3-0	5-6-0	4-12-0	DNP
Florida &	11-27-16	56-65	L	0-0-0	0-0-0	10-6-1	2-10-1	DNP
Rutgers!	11-30-16	73-61	W	0-0-0	4-2-0	14-7-0	4-4-0	DNP
Wofford*	12-03-16	74-57	W	DNP	9-5-0	2-1-0	14-10-1	DNP
SOUTH CAROLINA STATE	12-06-16	82-46	W	0-2-0	9-3-0	5-3-0	8-6-0	0-2-0
FAU	12-16-16	76-56	W	0-0-0	2-2-0	9-10-0	7-10-1	DNP
GEORGE WASHINGTON	12-22-16	72-64	W	DNP	12-4-0	2-1-0	5-4-1	DNP
COLUMBIA	12-28-16	78-67	W	DNP	6-3-1	4-1-0	7-5-0	DNP
NC STATE	12-31-16	81-63	W	0-0-0	3-7-0	0-0-1	11-10-0	DNP
at Syracuse	01-04-17	55-70	L	0-0-0	0-2-0	6-3-1	8-4-0	DNP
NOTRE DAME	01-12-17	62-67	L	DNP	2-4-0	2-0-0	7-12-0	DNP
at Pittsburgh	01-14-17	72-46	W	0-0-0	2-2-0	4-3-0	2-8-1	DNP
at Wake Forest	01-18-17	79-96	L	1-0-0	6-5-0	9-8-0	2-5-0	DNP
at Duke	01-21-17	58-70	L	DNP	0-2-1	7-3-0	4-15-1	0-0-0
BOSTON COLLEGE	01-25-17	78-77	W	DNP	0-2-0	8-3-1	8-7-0	DNP
NORTH CAROLINA	01-28-17	77-62	W	DNP	0-3-0	5-1-0	4-9-0	0-0-0
FLORIDA STATE	02-01-17	57-75	L	0-0-0	0-1-0	7-1-0	4-5-1	DNP
at NC State	02-04-17	84-79	W	DNP	16-6-0	3-2-0	0-5-0	DNP
VIRGINIA TECH	02-08-17	74-68	W	DNP	8-1-1	3-5-0	10-5-0	DNP
at Louisville	02-11-17	66-71	L	0-0-0	8-5-0	4-3-1	10-2-0	DNP
GEORGIA TECH	02-15-17	70-61	W	DNP	2-3-0	13-2-0	9-8-0	DNP
CLEMSON	02-18-17	71-65	W	DNP	12-2-1	6-1-0	15-9-2	DNP
at Virginia	02-20-17	54-48	W	DNP	6-3-1	1-1-0	10-11-0	DNP
DUKE	02-25-17	55-50	W	DNP	3-5-0	2-1-0	7-6-1	DNP
at Virginia Tech	02-27-17	61-66	L	DNP	0-2-0	0-1-0	13-2-3	DNP
at Florida State	03-04-17	57-66	L	DNP	0-2-0	5-2-0	4-9-0	DNP
vs. Syracuse	03-08-17	62-57	W	DNP	0-1-0	DNP	16-10-1	DNP
vs. North Carolina	03-09-17	53-78	L	2-1-0	2-2-0	1-1-0	5-4-1	DNP
vs. Michigan State	03-17-17	58-78	L	0-1-0	5-3-0	8-0-0	1-2-1	0-0-0

SEASON IN REVIEW

GAME-BY-GAME COMPARISON

NON-CONFERENCE			TOTAL				3-PTRS				REBOUNDS									
Opponent	Date	Score	W/L	FG-A	Pct	3FG-A	Pct	FT-A	Pct	O-D	Tot-Avg	PF	A	TO	Blk	Stl	Pts	Avg		
MIAMI	11-11-16	92-43	W	31-62	.500	6-13	.462	24-36	.667	15-37	52-52.0	15	15	10	8	9	92	92.0		
WCU				17-67	.254	7-33	.212	2-3	.667	14-22	36-36.0	29	10	16	3	3	43	43.0		
MIAMI	11-16-16	94-56	W	37-68	.544	7-20	.350	13-16	.813	15-31	46-49.0	19	14	10	2	9	94	93.0		
at North Florida				21-61	.344	7-24	.292	7-13	.538	13-18	31-33.5	17	9	14	5	2	56	49.5		
MIAMI	11-19-16	74-62	W	28-62	.452	6-20	.300	12-13	.923	12-25	37-45.0	14	10	16	5	11	74	86.7		
PENN				22-56	.393	9-23	.391	9-13	.692	12-22	34-33.7	14	12	21	4	9	62	53.7		
MIAMI	11-24-16	67-53	W	23-50	.460	5-13	.385	16-24	.667	7-23	30-41.2	18	7	11	4	8	67	81.8		
vs Stanford				21-51	.412	3-12	.250	8-11	.727	9-25	34-33.8	25	10	18	2	5	53	53.5		
MIAMI	11-25-16	56-73	L	18-50	.360	2-16	.125	18-22	.818	8-29	37-40.4	18	6	19	2	7	56	76.6		
vs Iowa State				25-61	.410	8-19	.421	15-18	.833	9-27	36-34.2	21	10	10	1	10	73	57.4		
MIAMI	11-27-16	56-65	L	23-61	.377	4-14	.286	6-9	.667	16-21	37-39.8	16	8	13	2	4	56	73.2		
vs Florida				24-52	.462	3-9	.333	14-20	.700	9-24	33-34.0	15	11	9	11	9	65	58.7		
MIAMI	11-30-16	73-61	W	26-54	.481	3-12	.250	18-22	.818	15-29	44-40.4	17	9	19	8	7	73	73.1		
RUTGERS				23-63	.365	3-16	.188	12-16	.750	13-17	30-33.4	18	9	11	2	12	61	59.0		
MIAMI	12-03-16	74-57	W	24-48	.500	7-15	.467	19-21	.905	10-28	38-40.1	12	15	16	2	7	74	73.2		
vs Wofford				21-58	.362	5-23	.217	10-15	.667	13-16	29-32.9	17	10	13	3	8	57	58.8		
MIAMI	12-06-16	82-46	W	31-58	.534	10-25	.400	10-16	.625	13-32	45-40.7	12	24	12	7	6	82	74.2		
South Carolina State				18-62	.290	4-14	.286	6-8	.750	13-18	31-32.7	14	6	10	2	5	46	57.3		
MIAMI	12-16-16	76-56	W	25-55	.455	8-19	.421	18-27	.667	16-32	48-41.4	18	13	12	3	7	76	74.4		
FAU				19-57	.333	3-17	.176	15-18	.833	9-20	29-32.3	19	7	9	3	4	56	57.2		
MIAMI	12-22-16	72-64	W	25-57	.439	7-14	.500	15-19	.789	12-22	34-40.7	14	10	6	3	5	72	74.2		
GEORGE WASHINGTON				23-56	.411	7-22	.318	11-15	.733	13-22	35-32.5	14	11	12	3	5	64	57.8		
MIAMI	12-28-16	78-67	W	29-53	.547	8-20	.400	12-21	.571	10-24	34-40.2	18	15	20	7	10	78	74.5		
COLUMBIA				26-55	.473	4-11	.364	11-16	.688	4-20	24-31.8	19	18	16	1	9	67	58.6		

ACC TOURNAMENT			TOTAL				3-PTRS				REBOUNDS									
Opponent	Date	Score	W/L	FG-A	Pct	3FG-A	Pct	FT-A	Pct	O-D	Tot-Avg	PF	A	TO	Blk	Stl	Pts	Avg		
MIAMI	03-08-17	62-57	W	22-51	.431	9-23	.391	9-12	.750	9-22	31-36.3	15	13	8	2	4	62	69.9		
vs Syracuse				19-44	.432	7-21	.333	12-13	.923	4-22	26-30.9	13	10	10	4	6	57	63.2		
MIAMI	03-09-17	53-78	L	19-53	.358	5-21	.238	10-16	.625	11-18	29-36.0	17	7	15	4	7	53	69.4		
vs North Carolina				28-53	.528	7-17	.412	15-18	.833	9-27	36-31.1	12	21	11	1	9	78	63.7		

NCAA TOURNAMENT			TOTAL				3-PTRS				REBOUNDS									
Opponent	Date	Score	W/L	FG-A	Pct	3FG-A	Pct	FT-A	Pct	O-D	Tot-Avg	PF	A	TO	Blk	Stl	Pts	Avg		
MIAMI	03-17-17	58-78	L	21-52	.404	4-16	.250	12-17	.706	9-14	23-35.6	17	8	10	1	9	58	69.0		
vs Michigan State				30-53	.566	6-20	.300	12-14	.857	10-26	36-31.2	18	18	12	3	1	78	64.1		

SEASON IN REVIEW

GAME-BY-GAME COMPARISON

ACC	TOTAL			3-PTRS				REBOUNDS										
Opponent	Date	Score	W/L	FG-A	Pct	3FG-A	Pct	FT-A	Pct	O-D	Tot-Avg	PF	A	TO	Blk	Stl	Pts	Avg
MIAMI	12-31-16	81-63	W	31-65	.477	6-20	.300	13-23	.565	17-24	41-40.2	17	8	8	2	9	81	75.0
NC STATE				21-54	.389	10-23	.435	11-18	.611	5-16	21-31.0	20	11	15	1	3	63	58.9
MIAMI	01-04-17	55-70	L	21-54	.389	11-26	.423	2-10	.200	12-14	26-39.2	15	15	15	2	4	55	73.6
at Syracuse				25-44	.568	8-19	.421	12-14	.857	5-25	30-30.9	11	16	15	4	6	70	59.7
MIAMI	01-12-17	62-67	L	24-63	.381	6-18	.333	8-14	.571	19-28	47-39.7	12	7	13	12	3	62	72.8
NOTRE DAME				25-67	.373	5-20	.250	12-14	.857	14-24	38-31.4	11	15	6	1	9	67	60.2
MIAMI	01-14-17	72-46	W	30-54	.556	10-21	.476	2-3	.667	8-29	37-39.6	14	17	18	6	6	72	72.8
at Pittsburgh				18-53	.340	5-17	.294	5-8	.625	8-15	23-30.9	7	9	14	1	3	46	59.3
MIAMI	01-18-17	79-96	L	26-60	.433	8-23	.348	19-25	.760	10-20	30-39.0	26	14	9	1	3	79	73.1
at Wake Forest				30-52	.577	9-19	.474	27-33	.818	5-27	32-30.9	25	17	9	2	3	96	61.5
MIAMI	01-21-17	58-70	L	22-55	.400	7-16	.438	7-15	.467	12-24	36-38.8	18	10	18	3	6	58	72.3
at Duke				24-52	.462	5-16	.313	17-23	.739	7-27	34-31.1	19	9	10	2	9	70	61.9
MIAMI	01-25-17	78-77	W	27-54	.500	6-18	.333	18-24	.750	7-28	35-38.6	15	12	15	5	7	78	72.6
BOSTON COLLEGE				29-62	.468	9-23	.391	10-15	.667	9-24	33-31.2	18	16	12	2	9	77	62.7
MIAMI	01-28-17	77-62	W	23-56	.411	7-20	.350	24-30	.800	11-30	41-38.8	20	14	10	6	8	77	72.8
NORTH CAROLINA				21-60	.350	7-24	.292	13-19	.684	12-24	36-31.5	25	12	14	3	2	61	62.7
MIAMI	02-01-17	57-75	L	19-42	.452	2-11	.182	17-22	.773	10-16	26-38.1	11	5	14	1	5	57	72.0
FLORIDA STATE				27-52	.519	7-18	.389	14-15	.933	10-17	27-31.2	19	12	9	4	11	75	63.3
MIAMI	02-04-17	84-79	W	31-62	.500	11-21	.524	11-14	.786	17-19	36-38.0	12	16	11	2	5	84	72.6
at NC State				27-48	.563	11-18	.611	14-17	.824	5-16	21-30.8	12	15	11	11	5	79	64.0
MIAMI	02-08-17	74-68	W	29-64	.453	7-21	.333	9-13	.692	10-22	32-37.8	17	15	10	5	6	74	72.7
VIRGINIA TECH				22-46	.478	4-13	.308	20-25	.800	4-28	32-30.8	15	12	15	1	5	68	64.2
MIAMI	02-11-17	66-71	L	23-52	.442	5-15	.333	15-21	.714	10-22	32-37.5	17	13	8	4	4	66	72.4
at Louisville				22-56	.393	11-28	.393	16-20	.800	14-22	36-31.0	18	13	9	4	4	71	64.5
MIAMI	02-15-17	70-61	W	21-38	.553	6-12	.500	22-27	.815	5-26	31-37.3	6	9	17	2	8	70	72.3
GEORGIA TECH				25-52	.481	9-23	.391	2-3	.667	2-15	17-30.5	18	17	12	5	8	61	64.3
MIAMI	02-18-17	71-65	W	28-56	.500	6-19	.316	9-13	.692	9-23	32-37.1	13	19	7	3	6	71	72.2
CLEMSON				27-59	.458	3-17	.176	8-15	.533	13-23	36-30.7	13	8	7	1	3	65	64.3
MIAMI	02-20-17	54-48	W/OT	15-41	.366	4-19	.211	20-22	.909	6-28	34-37.0	18	9	15	3	4	54	71.6
at Virginia				16-51	.314	3-12	.250	13-20	.650	11-20	31-30.7	18	7	9	2	8	48	63.7
MIAMI	02-25-17	55-50	W	22-58	.379	1-8	.125	10-14	.714	13-29	42-37.1	10	8	10	5	9	55	71.0
DUKE				21-66	.318	5-21	.238	3-9	.333	21-25	46-31.3	11	9	13	5	6	50	63.3
MIAMI	02-27-17	61-66	L	21-49	.429	7-21	.333	12-17	.706	5-21	26-36.8	20	15	9	1	6	61	70.6
at Virginia Tech				19-37	.514	10-20	.500	18-26	.692	1-23	24-31.0	12	12	11	0	3	66	63.3
MIAMI	03-04-17	57-66	L	18-43	.419	8-17	.471	13-19	.684	4-23	27-36.4	14	9	13	2	4	57	70.2
at Florida State				25-57	.439	4-19	.211	12-17	.706	11-23	34-31.1	16	13	9	4	3	66	63.4

SEASON IN REVIEW

GAME INDIVIDUAL LEADERS

Opponent	Date	Score	WL	POINTS	REBOUNDS	ASSISTS
WCU	11-11-16	92-43	W	14-Izundu	8-Brown 8-Murphy	5-Brown
at North Florida	11-16-16	94-56	W	17-Reed	9-Murphy	7-Newton
PENN	11-19-16	74-62	W	18-Newton	8-Murphy	3-Newton
vs Stanford	11-24-16	67-53	W	20-Newton	7-Murphy	2-Brown 2-Newton
vs Iowa State	11-25-16	56-73	L	21-Newton	12-Murphy	3-Newton
vs Florida	11-27-16	56-65	L	15-Brown 15-Newton	10-Murphy	2-Lawrence 2-Reed
RUTGERS	11-30-16	73-61	W	18-Reed	9-Brown	3-Newton 3-Reed
vs Wofford	12-03-16	74-57	W	15-Newton	10-Murphy	9-Newton
SC STATE	12-06-16	82-46	W	17-Vasiljevic	11-Brown	10-Brown
FAU	12-16-16	76-56	W	21-Reed	10-Huell 10-Murphy	6-Brown 6-Newton
GW	12-22-16	72-64	W	17-Reed	12-Brown	5-Newton
COLUMBIA	12-28-16	78-67	W	22-Newton	9-Newton	5-Brown
NC STATE	12-31-16	81-63	W	21-Newton	10-Murphy	4-Brown
at Syracuse	01-04-17	55-70	L	18-Vasiljevic	7-Brown	7-Newton
NOTRE DAME	01-12-17	62-67	L	21-Reed	12-Murphy	3-Reed
at Pittsburgh	01-14-17	72-46	W	18-Reed	8-Murphy	5-Newton 5-Reed
at Wake Forest	01-18-17	79-96	L	24-Reed	8-Huell	7-Newton
at Duke	01-21-17	58-70	L	19-Reed	15-Murphy	6-Brown
BOSTON COLLEGE	01-25-17	78-77	W	23-Newton	7-Murphy	4-Brown
NORTH CAROLINA	01-28-17	77-62	W	30-Brown	9-Murphy	5-Brown
FLORIDA STATE	02-01-17	57-75	L	17-Brown	5-Murphy 5-Brown	2-Newton
at NC State	02-04-17	84-79	W	26-Reed	7-Reed	6-Brown
VIRGINIA TECH	02-08-17	74-68	W	18-Reed	5-Murphy 5-Brown	6-Reed
at Louisville	02-11-17	66-71	L	15-Newton	7-Brown	4-Brown
GEORGIA TECH	02-15-17	70-61	W	21-Reed	8-Murphy	5-Brown
CLEMSON	02-18-17	71-65	W	15-Murphy	9-Murphy	5-Brown 5-Lawrence 5-Reed
at Virginia	02-20-17	54-48	W/OT	14-Brown	11-Murphy	5-Lawrence
DUKE	02-25-17	55-50	W	25-Brown	10-Reed	4-Brown
at Virginia Tech	02-27-17	61-66	L	18-Lawrence	9-Reed	5-Brown
at Florida State	03-04-17	57-66	L	22-Reed	9-Murphy	6-Reed
vs Syracuse	03-08-17	62-57	W	16-Murphy	10-Murphy	6-Newton
vs North Carolina	03-09-17	53-78	L	21-Brown	7-Brown	2-Reed
vs Michigan State	03-17-17	58-78	L	16-Newton	3-Lawrence	4-Brown

SEASON IN REVIEW

GAME INDIVIDUAL LEADERS

OPPONENT	DATE	SCORE	W	STEALS	BLOCKED SHOTS
WCU	11-11-16	92-43	W	3-Reed	3-Izundu
at North Florida	11-16-16	94-56	W	3-Newton	1-Lawrence 1-Huell
PENN	11-19-16	74-62	W	4-Lawrence	3-Brown
vs Stanford	11-24-16	67-53	W	4-Lawrence	2-Murphy
vs Iowa State	11-25-16	56-73	L	3-Newton	1-Izundu 1-Huell
vs Florida	11-27-16	56-65	L	2-Brown	1-Murphy 1-Huell
RUTGERS	11-30-16	73-61	W	2-Huell 2-Lawrence	3-Izundu 3-Murphy
vs Wofford	12-03-16	74-57	W	3-Reed 3-Brown	1-Murphy 1-Izundu
SC STATE	12-06-16	82-46	W	3-Reed	3-Izundu
FAU	12-16-16	76-56	W	2-Brown	2-Reed
GW	12-22-16	72-64	W	3-Reed	1-Lawrence 1-Huell 1-Izundu
COLUMBIA	12-28-16	78-67	W	3-Lawrence 3-Brown	2-Huell 2-Lawrence
NC STATE	12-31-16	81-63	W	3-Brown	1-Miller 1-Brown
at Syracuse	01-04-17	55-70	L	1-Huell, Brown 1-Vasiljevic	1-Murphy, Izundu
NOTRE DAME	01-12-17	62-67	L	1-Vasiljevic 1-Brown	3-Izundu 3-Brown
at Pittsburgh	01-14-17	72-46	W	2-Lawrence 2-Brown	2-Huell 2-Reed
at Wake Forest	01-18-17	79-96	L	2-Reed	1-Huell
at Duke	01-21-17	58-70	L	3-Reed	2-Murphy
BOSTON COLLEGE	01-25-17	78-77	W	2-Brown 2-Newton	3-Reed
NORTH CAROLINA	01-28-17	77-62	W	3-Lawrence	2-Izundu 2-Brown
FLORIDA STATE	02-01-17	57-75	L	2-Murphy 2-Brown	1-Huell
at NC State	02-04-17	84-79	W	2-Newton	1-Lawrence 2-Izundu
VIRGINIA TECH	02-08-17	74-68	W	2-Lawrence	3-Huell
at Louisville	02-11-17	66-71	L	1-Huell 1-Vasiljevic	2-Izundu
GEORGIA TECH	02-15-17	70-61	W	3-Reed	2-Huell
CLEMSON	02-18-17	71-65	W	3-Lawrence	1-Huell 1-Murphy 1-Reed
at Virginia	02-20-17	54-48	W/OT	2-Brown	1-Lawrence 1-Murphy 1-Brown
DUKE	02-25-17	55-50	W	3-Reed	2-Izundu 2-Brown
at Virginia Tech	02-27-17	61-66	L	3-Reed	1-Murphy
at Florida State	03-04-17	57-66	L	2-Brown	1-Huell, Brown
vs Syracuse	03-08-17	62-57	W	1-Brown, Newton 1-Reed, Vasiljevic	1-Izundu 1-Reed
vs North Carolina	03-09-17	53-78	L	4-Lawrence	2-Huell
vs Michigan State	03-17-17	58-78	L	3-Brown, Newton	1-Murphy

SEASON IN REVIEW

INDIVIDUAL GAME HIGHS

MIAMI

Points	30	Bruce Brown vs North Carolina, 01-28-17
Field Goals Made	11	Bruce Brown vs Duke, 02-25-17
Field Goal Att.	18	Bruce Brown vs Duke, 02-25-17
FG Pct (min 7 made)	.778 (7-9)	Kamari Murphy vs Clemson, 02-18-17
3-Point FG Made	7	Davon Reed at NC State, 02-04-17
3-Point FG Att.	12	Dejan "DJ" Vasiljevic at Syracuse, 01-04-17
3-Pt FG Pct (min 4 made)	.700 (7-10)	Davon Reed at NC State, 02-04-17
Free Throws Made	10	Bruce Brown vs North Carolina, 01-28-17
Free Throw Att.	13	Bruce Brown vs North Carolina, 01-28-17
FT Pct (min 8 made)	.900 (9-10)	Bruce Brown at Virginia, 02-20-17
Rebounds	15	Kamari Murphy at Duke, 01-21-17
Assists	10	Bruce Brown vs South Carolina State, 12-06-16
Steals	4	Anthony Lawrence vs North Carolina (03-09-17)
	4	Anthony Lawrence vs Stanford (11-24-16)
	4	Anthony Lawrence vs Penn (11-19-16)
Blocked Shots	3	Dewan Huell vs Virginia Tech (02-08-17)
	3	Davon Reed vs Boston College (01-25-17)
	3	Bruce Brown vs Notre Dame (01-12-17)
	3	Ebuka Izundu vs Notre Dame (01-12-17)
	3	Davon Reed vs Notre Dame (01-12-17)
	3	Ebuka Izundu vs South Carolina State (12-06-16)
	3	Ebuka Izundu vs Rutgers (11-30-16)
	3	Kamari Murphy vs Rutgers (11-30-16)
	3	Bruce Brown vs Penn (11-19-16)
	3	Anthony Lawrence vs Western Carolina (11-11-16)
Turnovers	10	Ja'Quan Newton vs Columbia, 12-28-16
Minutes	44	Bruce Brown at Virginia, 02-20-17

OPPONENTS

Points	31	Dennis Smith, Jr., at NC State, 02-04-17
	27	Jerome Robinson vs Boston College, 01-25-17
	27	John Collins at Wake Forest, 01-18-17)
Field Goals Made	10	Dennis Smith, Jr., at NC State, 02-04-17
Field Goal Att.	20	Luke Kennard vs Duke, 02-25-17
FG Pct (min 7 made)	.889 (8-9)	Nick Ward vs Michigan State, 03-17-17
3-Point FG Made	8	Ty Outlaw at Virginia Tech, 02-27-17
3-Point FG Att.	10	Ty Outlaw at Virginia Tech, 02-27-17*
3-Pt FG Pct (min 4 made)	.833 (5-6)	Terry Henderson at NC State, 02-04-17
Free Throws Made	9	Isaiah Hickson vs North Carolina, 03-09-17
Free Throw Att.	10	Andrew White III vs Syracuse, 03-08-17
FT Pct (min 8 made)	1.000 (9-9)	Isaiah Hicks vs North Carolina, 03-09-17*
Rebounds	12	Tyler Lydon vs Syracuse, 03-08-17*
Assists	11	John Gillon at Syracuse, 01-04-17
Steals	4	Isaiah Wilkins at Virginia, 02-20-17*
Blocked Shots	5	Omer Yurtseven at NC State, 02-04-17
Turnovers	6	Caleb Wood vs Penn, 11-19-16*

*Recorded by more than one player, most common achiever listed

TEAM GAME HIGHS

MIAMI

POINTS	94	AT NORTH FLORIDA, 11-16-16
FIELD GOALS MADE	37	AT NORTH FLORIDA, 11-16-16
FIELD GOAL ATTEMPTS	68	AT NORTH FLORIDA, 11-16-16
FIELD GOAL PERCENTAGE	.556 (30-54)	AT PITT, 01-14-17
3 PT FIELD GOALS MADE	11	AT NC STATE, 02-04-17
	11	AT SYRACUSE, 01-04-17
3 PT FG ATTEMPTS	26	AT SYRACUSE, 01-04-17
3 PT FG PERCENTAGE	.524 (11-21)	AT NC STATE, 02-04-17
FREE THROWS MADE	24	NORTH CAROLINA, 01-28-17
	24	WESTERN CAROLINA, 11-11-16
FREE THROW ATTEMPTS	36	WESTERN CAROLINA, 11-11-16
FREE THROW PERCENTAGE	.923 (12-13)	PENN, 11-19-16
REBOUNDS	52	WESTERN CAROLINA, 11-11-16
ASSISTS	24	SOUTH CAROLINA STATE, 12-06-16
STEALS	11	PENN, 11-19-16
BLOCKED SHOTS	12	NOTRE DAME, 01-12-17
TURNOVERS	20	COLUMBIA, 12-28-16
FOULS	26	AT WAKE FOREST, 01-18-17

OPPONENTS

POINTS	96	AT WAKE FOREST, 01-18-17
FIELD GOALS MADE	30	VS MICHIGAN STATE, 03-17-17
	30	AT WAKE FOREST, 01-18-17
FIELD GOAL ATTEMPTS	67	NOTRE DAME, 01-12-17
	67	WESTERN CAROLINA, 11-11-16
FIELD GOAL PERCENTAGE	.577 (30-52)	AT WAKE FOREST, 01-18-17
3 PT FIELD GOALS MADE	11	AT LOUISVILLE, 02-11-17
	11	AT NC STATE, 02-04-17
3 PT FG ATTEMPTS	33	WESTERN CAROLINA, 11-11-16
3 PT FG PERCENTAGE	.611 (11-18)	AT NC STATE, 02-04-17
FREE THROWS MADE	27	AT WAKE FOREST, 01-18-17
FREE THROW ATTEMPTS	33	AT WAKE FOREST, 01-18-17
FREE THROW PERCENTAGE	.933 (14-15)	FLORIDA STATE, 02-01-17
	.923 (12-13)	VS SYRACUSE, 03-08-17
REBOUNDS	46	DUKE, 02-25-17
ASSISTS	21	VS NORTH CAROLINA, 03-09-17
STEALS	12	RUTGERS, 11-30-16
BLOCKED SHOTS	11	AT NC STATE, 02-04-17
	11	VS FLORIDA, 11-27-16
TURNOVERS	21	PENN, 11-19-16
FOULS	29	WESTERN CAROLINA, 11-11-16

TEAM GAME LOWS

MIAMI

POINTS	53	VS NORTH CAROLINA (03-09-17)
FIELD GOALS MADE	15	AT VIRGINIA (02-20-17)
FIELD GOAL ATTEMPTS	38	GEORGIA TECH (02-15-17)
FIELD GOAL PERCENTAGE	.358 (19-53)	VS NORTH CAROLINA (03-09-17)
3 PT FIELD GOALS MADE	1	DUKE (02-25-17)
3 PT FG ATTEMPTS	8	DUKE (02-25-17)
3 PT FG PERCENTAGE	.125 (1-8)	DUKE (02-25-17)
	.125 (2-16)	VS IOWA STATE (11-25-16)
FREE THROWS MADE	2	AT SYRACUSE (01-04-17)
	2	AT PITT (01-14-17)
FREE THROW ATTEMPTS	3	AT PITT (01-14-17)
FREE THROW PERCENTAGE	.200 (2-10)	AT SYRACUSE (01-04-17)
REBOUNDS	23	VS MICHIGAN STATE (03-17-17)
ASSISTS	5	FLORIDA STATE (02-01-17)
STEALS	3	NOTRE DAME (01-12-17)
	3	AT WAKE FOREST (01-18-17)
BLOCKED SHOTS	1	AT WAKE FOREST (01-18-17)
	1	FLORIDA STATE (02-01-17)
	1	AT VIRGINIA TECH (02-27-17)
	1	VS MICHIGAN STATE (03-17-17)
TURNOVERS	6	GEORGE WASHINGTON (12-22-16)
FOULS	6	GEORGIA TECH (02-15-17)

OPPONENT

POINTS	43	WESTERN CAROLINA, 11-11-16
FIELD GOALS MADE	16	AT VIRGINIA, 02-20-17
FIELD GOAL ATTEMPTS	37	AT VIRGINIA TECH, 02-27-17
FIELD GOAL PERCENTAGE	.254 (17-67)	WESTERN CAROLINA, 11-11-16
3 PT FIELD GOALS MADE	3	VS STANFORD, 11-24-16
	3	VS FLORIDA, 11-27-16
	3	RUTGERS, 11-30-16
	3	FLORIDA ATLANTIC, 12-16-16
	3	CLEMSON, 02-18-17
	3	AT VIRGINIA, 02-20-17
3 PT FG ATTEMPTS	9	VS FLORIDA, 11-27-16
3 PT FG PERCENTAGE	.176 (3-17)	FLORIDA ATLANTIC, 12-16-16
	.176 (3-17)	CLEMSON, 02-18-17
FREE THROWS MADE	2	WESTERN CAROLINA, 11-11-16
	2	GEORGIA TECH, 02-15-17
FREE THROW ATTEMPTS	3	WESTERN CAROLINA, 11-11-16
	3	GEORGIA TECH, 02-15-17
FREE THROW PERCENTAGE	.333 (3-9)	DUKE, 02-25-17
REBOUNDS	17	GEORGIA TECH, 02-15-17
ASSISTS	6	SOUTH CAROLINA STATE, 12-06-16
STEALS	1	VS MICHIGAN STATE, 03-17-17
BLOCKED SHOTS	0	AT VIRGINIA TECH, 02-27-17
TURNOVERS	6	NOTRE DAME, 01-12-17
FOULS	7	AT PITT, 01-14-17

TOP INDIVIDUAL PERFORMANCES AND TRENDS

Points, 20-plus

- 30 Bruce Brown vs North Carolina, 01-28-17
- 26 Davon Reed at NC State, 02-04-17
- 25 Bruce Brown vs Duke, 02-25-17
- 24 Davon Reed at Wake Forest, 01-18-17
- 22 Davon Reed at Florida State, 03-04-17
- 22 Ja'Quan Newton vs Boston College, 01-25-17
- 22 Ja'Quan Newton vs Columbia, 12-28-16
- 21 Bruce Brown vs North Carolina, 03-09-17
- 21 Davon Reed vs Georgia Tech, 02-15-17
- 21 Davon Reed vs Notre Dame, 01-12-17
- 21 Ja'Quan Newton vs NC State, 12-31-16
- 21 Ja'Quan Newton vs Iowa State, 11-25-16
- 21 Davon Reed vs NC State, 12-31-16
- 20 Ja'Quan Newton vs Stanford, 11-24-16

Rebounds, 10-plus

- 15 Kamari Murphy at Duke, 01-21-17
- 12 Kamari Murphy vs Notre Dame, 01-12-17
- 12 Bruce Brown vs George Washington, 12-22-16
- 12 Kamari Murphy vs Iowa State, 11-25-16
- 11 Kamari Murphy at Virginia, 02-20-17
- 11 Bruce Brown vs South Carolina State, 12-06-16
- 10 Kamari Murphy vs Syracuse, 03-08-17
- 10 Davon Reed vs Duke, 02-25-17
- 10 Kamari Murphy vs NC State, 12-31-16
- 10 Dewan Huell vs FAU, 12-16-16
- 10 Kamari Murphy vs Wofford, 12-03-16
- 10 Kamari Murphy vs Notre Dame, 11-27-16

Assists, 7-plus

- 10 Bruce Brown vs South Carolina State, 12-06-16
- 9 Ja'Quan Newton vs Wofford, 12-03-16
- 7 Ja'Quan Newton at Wake Forest, 01-18-17
- 7 Ja'Quan Newton at Syracuse, 01-04-17
- 7 Ja'Quan Newton at North Florida, 11-16-16

Steals, 4-plus

- 4 Anthony Lawrence vs North Carolina, 03-09-17
- 4 Anthony Lawrence vs Stanford, 11-24-16
- 4 Anthony Lawrence vs Penn, 11-19-16

Blocked Shots, 3-plus

- 3 Dewan Huell vs Virginia Tech, 02-08-17
- 3 Davon Reed vs Boston College, 01-25-17
- 3 Bruce Brown vs Notre Dame, 01-12-17
- 3 Ebuka Izundu vs Notre Dame, 01-12-17
- 3 Davon Reed vs Notre Dame, 01-12-17
- 3 Ebuka Izundu vs South Carolina State, 12-06-16
- 3 Ebuka Izundu vs Rutgers, 11-30-16

- 3 Kamari Murphy vs Rutgers, 11-30-16
- 3 Bruce Brown vs Penn, 11-19-16

Double-Figure Scoring Games

- 27 Davon Reed
- 23 Ja'Quan Newton
- 20 Bruce Brown
- 9 Kamari Murphy
- 8 Anthony Lawrence
- 8 Dejan "DJ" Vasiljevic
- 6 Dewan Huell
- 4 Ebuka Izundu

20-Plus Point Games

- 5 Ja'Quan Newton
- 3 Bruce Brown

Double-Figure Rebounding Games

- 8 Kamari Murphy
- 2 Bruce Brown
- 1 Davon Reed
- 1 Dewan Huell

Double-Doubles

Kamari Murphy

- 16 pts 10 reb vs Syracuse, 03-08-17
- 14 pts 10 reb vs Wofford, 12-03-16
- 11 pts 10 reb vs NC State, 12-31-16
- 10 pts 11 reb at Virginia, 02-20-17

Bruce Brown

- 14 pts 12 reb vs GW, 12-22-16
- 11 pts 11 reb vs SC State, 12-06-16

Triple-Doubles

Bruce Brown

- 11 rebs-11 reb-10 assts vs SC State, 12-06-16

ACC STANDINGS / NCAA TOURNAMENT / ACC TOURNAMENT

Team	ACC Games					Overall						
	W	L	Pct.	Hm	Rd	W	L	Pct.	Hm	Rd	Nu	Last 5
North Carolina	14	4	.778	9-0	5-4	33	7	.825	16-0	7-5	10-2	5-0
Florida State	12	6	.667	9-0	3-6	26	9	.743	18-0	4-6	4-3	3-2
Louisville	12	6	.667	8-1	4-5	25	9	.735	16-1	5-5	4-3	2-3
Notre Dame	12	6	.667	7-2	5-4	26	10	.722	16-2	5-4	5-4	3-2
Duke	11	7	.611	8-1	3-6	28	9	.757	15-1	3-6	10-2	4-1
Virginia	11	7	.611	6-3	5-4	23	11	.676	12-4	7-5	4-2	3-2
Virginia Tech	10	8	.556	7-2	3-6	22	11	.667	15-2	4-6	3-3	2-3
Miami	10	8	.556	7-2	3-6	21	12	.636	14-2	4-6	3-4	1-4
Syracuse	10	8	.556	8-1	2-7	19	15	.559	17-4	2-8	0-3	2-3
Wake Forest	9	9	.500	6-3	3-6	19	14	.575	11-3	6-8	2-3	3-2
Georgia Tech	8	10	.444	7-2	1-8	21	16	.568	17-4	3-10	1-2	4-1
Clemson	6	12	.333	4-5	2-7	17	16	.515	11-6	4-7	2-3	3-2
NC State	4	14	.222	2-7	2-7	15	17	.469	11-7	2-8	2-2	1-4
Pittsburgh	4	14	.222	3-6	1-8	16	17	.484	11-6	2-8	3-3	1-4
Boston College	2	16	.111	2-7	0-9	9	23	.281	8-10	0-9	1-4	0-5

2017 NCAA Tournament Results

North Carolina - #1 Seed - South Region

W Texas Southern	#16	103-64
W Arkansas	#7	72-65
W Butler	#4	92-80
W Kentucky	#2	75-73

FINAL FOUR

W Oregon	#3	77-76
W Gonzaga	#1	71-65

Virginia - #5 Seed - East Region

W UNC Wilmington	#12	76-71
L Florida	#5	39-65

Notre Dame - #5 Seed - West Region

W Princeton	#12	60-58
L West Virginia	#4	71-83

Florida State - #3 Seed - West Region

W FGCU	#14	86-80
L Xavier	#11	66-91

Louisville - #2 Seed - Midwest Region

W Jacksonville State	#15	78-63
L Michigan	#7	69-73

Duke - #2 Seed - East Region

W Troy	#15	87-65
L South Carolina	#7	81-88

Virginia Tech - #9 Seed - East Region

L Wisconsin	#8	74-84
-------------	----	-------

Miami - #8 Seed - Midwest Region

L Michigan State	#9	58-78
------------------	----	-------

64th Annual ACC Tournament

Barclays Center, Brooklyn, N.Y.

Tuesday, March 7 (First Round)

#12 Clemson def. #13 NC State	75-61
#10 Wake Forest def. #15 Boston College	92-78
#14 Pittsburgh def. #11 Georgia Tech	61-59

Wednesday, March 8 (Second Round)

#9 Miami def. #8 Syracuse	62-57
#5 Duke def. #12 Clemson	79-72
#7 Virginia Tech def. #10 Wake Forest	99-90
#6 Virginia def. #14 Pittsburgh	75-63

Thursday, March 9 (Quarterfinals)

#1 North Carolina def. #9 Miami	78-53
#5 Duke def. #4 Louisville	81-77
#2 Florida State def. #7 Virginia Tech	74-68
#3 Notre Dame def. #6 Virginia	71-58

Friday, March 11 (Semifinals)

#5 Duke def. #1 North Carolina	93-83
#3 Notre Dame def. #2 Florida State	77-73

Saturday, March 12 (Final)

#5 Duke def. #3 Notre Dame	75-69
----------------------------	-------

All-ACC Tournament

First Team: Jayson Tatum, Duke; Luke Kennard, Duke; Isaiah Hicks, North Carolina; Bonzie Colson, Notre Dame; Matt Farrell, Notre Dame

Second Team: Grayson Allen, Duke; Frank Jackson, Duke; Amile Jefferson, Duke; Steve Vasturia, Notre Dame; Zach Leday, Virginia Tech

Tournament MVP: Luke Kennard, Duke

ACC AWARDS

Media (ACSMA) Postseason Honors

First Team (first team, overall votes)

Justin Jackson, Jr., North Carolina 49, 147*
 Luke Kennard, So., Duke 49, 147*
 John Collins, So., Wake Forest 45, 143
 Bonzie Colson, Jr., Notre Dame 42, 139
 Donovan Mitchell, So., Louisville 35, 124

Second Team

Dennis Smith, Jr., Fr., NC State 5, 88
 Michael Young, Sr., Pittsburgh 6, 84
 Dwayne Bacon, So., Florida State 4, 75
 Joel Berry II, Jr., North Carolina 2, 69
 Jaron Blossomgame, R-Sr., Clemson 1, 57

Third Team

Ben Lammers, Jr., Georgia Tech 52
 London Perrantes, Sr., Virginia 51
 Andrew White III, Gr., Syracuse 38
 Kennedy Meeks, Sr., North Carolina 2, 36
 Jerome Robinson, So., Boston College 1, 27

Honorable Mention

Jamel Artis, Sr., Pittsburgh; **Davon Reed, Sr., Miami**; Zach LeDay, R-Sr., Virginia Tech; Jayson Tatum, Fr., Duke; Matt Farrell, Jr., Notre Dame; Jonathan Isaac, Fr., Florida State; Grayson Allen, Jr., Duke; Bryant Crawford, Jr., Wake Forest; Tyler Lydon, So., Syracuse; Seth Allen, R-Sr., Virginia Tech

ACC Player of the Year

Justin Jackson, Sr., North Carolina 20
 John Collins, So., Wake Forest 14
 Luke Kennard, So., Duke 9
 Bonzie Colson, Jr., Notre Dame 4
 Donovan Mitchell, So., Louisville 1
 Michael Young, Sr., Pittsburgh 1

ACC Coach of the Year

Josh Pastner, Georgia Tech 15
 Roy Williams, North Carolina 14
 Leonard Hamilton, Florida State 8
 Buzz Williams, Virginia Tech 4
 Danny Manning, Wake Forest 4
 Mike Brey, Notre Dame 2
 Rick Pitino, Louisville 2

ACC All-Freshman Team

Jonathan Isaac, Florida State 49
 Dennis Smith, Jr., NC State 49
 Josh Okogie, Georgia Tech 43
 Jayson Tatum, Duke 42
Bruce Brown, Miami 29

ACC Freshman of the Year

Dennis Smith, Jr., NC State 41
 Jayson Tatum, Duke 4

ACC All-Defensive Team

Ben Lammers, Jr., Georgia Tech 46
 Donovan Mitchell, So., 37
 Isaiah Wilkins, Jr., Virginia 26
 Bonzie Colson, Jr., Notre Dame 18
 John Collins, Jr., Wake Forest 13

ACC Defensive Player of the Year

Ben Lammers, Jr., Georgia Tech 28
 Donovan Mitchell, So., Louisville 8
 Bonzie Colson, Jr., Notre Dame 5

ACC Sixth Man of the Year

Zach LeDay, R-Sr., Virginia Tech 20
 Seth Allen, R-Sr., Virginia Tech 11

ACC Most Improved Player of the Year

John Collins, So., Wake Forest 23
 Ben Lammers, Jr., Georgia Tech 9
 Matt Farrell, Jr., Notre Dame 6

*denotes unanimous

Coaches Postseason Honors

First Team

Luke Kennard, So., Duke 265*
 Justin Jackson, Jr., North Carolina 256
 John Collins, So., Wake Forest 255
 Bonzie Colson, Jr., Notre Dame 253
 Donovan Mitchell, So., Louisville 231

Second Team

Dwayne Bacon, So., Florida State 141
 Dennis Smith, Jr., Fr., NC State 126
 Ben Lammers, Jr., Georgia Tech 109
 Joel Berry II, Jr., North Carolina 102
 London Perrantes, Sr., Virginia 90

Third Team

Michael Young, Sr., Pittsburgh 85
 Jaron Blossomgame, Jr., Clemson 67
 Andrew White III, Sr., Syracuse 67
Davon Reed, Sr., Miami 66
 Jayson Tatum, Duke 51

Honorable Mention:

Kennedy Meeks, Sr., North Carolina; Matt Farrell, Jr., Notre Dame; Zach LeDay, R-Sr., Virginia Tech; Jerome Robinson, So., Boston College; Jonathan Isaac, Florida State; Seth Allen, Virginia Tech; Jamel Artis, Sr., Pittsburgh; V.J. Beachem, Sr., Notre Dame; Steve Vasturia, Sr., Notre Dame; Tyler Lydon, So., Syracuse

All-ACC Academic Team

Deng Adel, So., Louisville
 Grayson Allen, Jr., Duke
 Tyus Battle, Fr., Syracuse
Bruce Brown, Fr., Miami
 Gabe DeVoe, Jr., Clemson
 Torin Dorn, So., NC State
 Trent Forrest, Fr., Florida State
 T.J. Gibbs, Fr., Notre Dame
 Devon Hall, Jr., Virginia
 Tony Hicks, Gr., Louisville
 Avry Holmes, Gr., Clemson
 Chase Jeter, So., Duke
 Cameron Johnson, So., Pittsburgh
 V.J. King, Fr., Louisville
 Ryan Luther, Jr., Pittsburgh
 Tyler Lydon, So., Syracuse
 Anas Mahmoud, Jr., Louisville

Luke Maye, So., North Carolina
 Justin Moore, Fr., Georgia Tech
 Josh Okogie, Fr., Georgia Tech
 Rex Pflueger, So., Notre Dame
 Davon Reed, Sr., Miami
 Justin Robinson, So., Virginia Tech
 Quentin Snider, Jr., Louisville
 Raymond Spalding, So., Louisville
 Andrew White III, Gr., Syracuse
 Omer Yurtseven, Fr., NC State

ACC PLAYERS OF THE WEEK

ACC Player of the Week

N14 Joel Berry II, North Carolina
 Michael Young, Pittsburgh
 N21 Michael Young, Pittsburgh
 N28 Joel Berry II, North Carolina
 D5 Bonzie Colson, Notre Dame
 D12 Amile Jefferson, Duke
 D19 Jerome Robinson, Boston College
 Justin Jackson, North Carolina
 D26 Quentin Snider, Louisville
 J2 Dwayne Bacon, Florida State
 J9 Joel Berry II, North Carolina
 J16 Joel Berry II, North Carolina
 Steve Vasturia, Notre Dame
 J23 John Collins, Wake Forest
 J30 Donovan Mitchell, Louisville
 F6 John Gillon, Syracuse
 F13 Bonzie Colson, Notre Dame
 F20 John Collins, Wake Forest
 F27 Justin Jackson, North Carolina
 M11 Luke Kennard, Duke

ACC Freshman of the Week

N14 Frank Jackson, Duke
 N21 Jonathan Isaac, Florida State
 N28 Josh Okogie, Georgia Tech

D5 Bruce Brown, Miami

D12 Jayson Tatum, Duke
 D19 Dennis Smith Jr., NC State
 D26 Ky Bowman, Boston College
 J2 Ky Bowman, Boston College
 Josh Okogie, Georgia Tech
 J9 Dennis Smith Jr., NC State
 J16 Josh Okogie, Georgia Tech
 J23 Jonathan Isaac, Florida State
 J30 Josh Okogie, Georgia Tech
 F6 Dennis Smith Jr., NC State
 F13 Jayson Tatum, Duke
 F20 Jayson Tatum, Duke
F27 Bruce Brown, Miami

ACC INDIVIDUAL LEADERS

Scoring Leaders

Player, Class, Team	NCAA	G	FG	3FG	FT	Pts.	PG
Michael Young, Sr., Pitt	43	33	217	42	172	648	19.6
Luke Kennard, So., Duke	49	37	237	88	160	722	19.5
John Collins, So., WF		33	234	0	164	632	19.2
Jerome Robinson, So., BC		32	213	54	117	597	18.7
Andrew White III, Sr., Syr.		34	199	112	118	628	18.5
Justin Jackson, Jr., UNC		40	264	105	98	731	18.3
Jamel Artis, Sr., Pitt		32	196	74	116	582	18.2
Dennis Smith Jr., Fr., NCS		32	191	55	143	580	18.1
Bonzie Colson, Jr., ND		36	236	26	141	639	17.8
Jaron Blossomgame, Sr., Clem.		33	220	24	120	584	17.7
Dwayne Bacon, So., FSU		35	221	57	104	603	17.2
Jayson Tatum, Fr., Duke		29	165	40	118	488	16.8
Zach LeDay, Sr., VT		33	183	11	166	543	16.5
Bryant Crawford, So., WF		33	169	54	142	534	16.2
Josh Okogie, Fr., GT		37	194	28	180	596	16.1
Donovan Mitchell, So., Louis.		34	181	80	87	529	15.6
Davon Reed, Sr., Miami	33	161	79	90	491	14.9	
Joel Berry II, Jr., UNC		38	182	88	106	558	14.7
V.J. Beachem, Sr., ND		36	187	87	61	522	14.5
Grayson Allen, Jr., Duke		34	141	81	129	492	14.5
Ky Bowman, Fr., BC		32	160	62	74	456	14.3
Ben Lammers, Jr., GT		37	214	1	98	527	14.2
Matt Farrell, Jr., ND		36	172	81	81	506	14.1
Terry Henderson, Sr., NCS		32	136	78	90	440	13.8
Ja'Quan Newton, Jr., Miami	30	150	11	93	404	13.5	

Field Goal Percentage

Player, Class, Team	NCAA	G	FGs	Att	Pct.
John Collins, So., WF	13	33	234	376	.622
Kennedy Meeks, Sr., UNC	39	40	206	371	.555
Zach LeDay, Sr., VT		33	183	340	.538
Bonzie Colson, Jr., ND		36	236	449	.526
Ben Lammers, Jr., GT		37	214	415	.516
Jaron Blossomgame, Sr., Clem.		33	220	441	.499
Ky Bowman, Fr., BC		32	160	325	.492
Luke Kennard, So., Duke		37	237	485	.489
Jamel Artis, Sr., Pitt		32	196	413	.475
Dennis Smith Jr., Fr., NCS		32	191	420	.455

Free Throw Percentage

Player, Class, Team	NCAA	G	FTs	Att	Pct.
Steve Vasturia, Sr., ND	9	36	91	100	.910
Marcquee Reed, So., Clem.	12	33	96	106	.906
John Gillon, Sr., Syr.		34	93	108	.861
Luke Kennard, So., Duke		37	160	187	.856
Jayson Tatum, Fr., Duke		29	118	139	.849
Andrew White III, Sr., Syr.		34	118	141	.837
Tyler Lydon, So., Syr.		34	97	116	.836
Davon Reed, Sr., Miami	33	90	108	.833	
Bryant Crawford, So., WF		33	142	172	.826
Grayson Allen, Jr., Duke		34	129	159	.811

3-Pt FG Percentage

Player, Class, Team	NCAA	G	FGs	Att	Pct.
Avry Holmes, Sr., Clem.	-	33	69	156	.442
Luke Kennard, So., Duke	-	37	88	201	.438
Justin Bibbs, Jr., VT	-	33	67	155	.432
Matt Farrell, Jr., ND	-	36	81	193	.420
Cameron Johnson, So., Pitt	-	33	78	188	.415
Andrew White III, Sr., Syr.	40	34	112	278	.403
Davon Reed, Sr., Miami		33	79	199	.397
Jamel Artis, Sr., Pitt		32	74	189	.392
Terry Henderson, Sr., NCS		32	78	203	.384
Joel Berry II, Jr., UNC		38	88	230	.383

Rebounds Per Game

Player, Class, Team	NCAA	G	Reb.	PG
Bonzie Colson, Jr., ND	17	36	362	10.1
John Collins, So., WF	21	33	324	9.8
Kennedy Meeks, Sr., UNC	36	40	378	9.5
Ben Lammers, Jr., GT	41	37	342	9.2
Tyler Lydon, So., Syr.		34	294	8.6
Amile Jefferson, Sr., Duke		35	293	8.4
Jonathan Isaac, Fr., FSU		32	251	7.8
Sidy Djitte, Sr., Clem.		32	247	7.7
Quinton Stephens, Sr., GT		37	283	7.6
Jayson Tatum, Fr., Duke		29	213	7.3

Assists Per Game

Player, Class, Team	NCAA	G	Ass.	PG
Dennis Smith Jr., Fr., NCS	13	32	197	6.2
Bryant Crawford, So., WF	28	33	182	5.5
Matt Farrell, Jr., ND	30	36	196	5.4
John Gillon, Sr., Syr.	31	34	184	5.4
Justin Robinson, So., VT		33	160	4.9
Xavier Rathan-Mayes, Jr., FSU		35	168	4.8
Josh Heath, Sr., GT		33	144	4.4
Quentin Snider, Jr., Louis.		28	115	4.1
London Perrantes, Sr., Uva		34	128	3.8
Frank Howard, So., Syr.		33	120	3.6

STEALS

Player, Class, Team	NCAA	G	STL	PG
Donovan Mitchell, So., Louis.	23	34	70	2.1
Dennis Smith Jr., Fr., NCS	37	32	62	1.9
Jerome Robinson, So., BC		32	55	1.7
Matt Jones, Sr., Duke		37	63	1.7
Andrew White III, Sr., Syr.		34	55	1.6
Bryant Crawford, So., WF		33	49	1.5
Bruce Brown, Fr., Miami	33	49	1.5	
John Gillon, Sr., Syr.		34	49	1.4
Matt Farrell, Jr., ND		36	51	1.4
Joel Berry II, Jr., UNC		38	53	1.4

3-Pt FGs Per Game

Player, Class, Team	NCAA	G	3FG	PG
Andrew White III, Sr., Syr.	10	34	112	3.3
Justin Jackson, Jr., UNC		40	105	2.6
Terry Henderson, Sr., NCS		32	78	2.4
V.J. Beachem, Sr., ND		36	87	2.4
Davon Reed, Sr., Miami	33	79	2.4	
Grayson Allen, Jr., Duke		34	81	2.4
Luke Kennard, So., Duke		37	88	2.4
Cameron Johnson, So., Pitt		33	78	2.4
Donovan Mitchell, So., Louis.		34	80	2.4
Joel Berry II, Jr., UNC		38	88	2.3

Blocked Shots

Player, Class, Team	NCAA	G	BLK	PG
Ben Lammers, Jr., GT	3	37	125	3.4
Anas Mahmoud, Jr., Louis.	38	31	65	2.1
Amile Jefferson, Sr., Duke		35	65	1.9
John Collins, So., WF		33	52	1.6
Jonathan Isaac, Fr., FSU		32	49	1.5
Tyler Lydon, So., Syr.		34	49	1.4
Bonzie Colson, Jr., ND		36	50	1.4
Isaiah Wilkins, Jr., Uva		33	43	1.3
Beejay Anya, Sr., NCS		27	33	1.2
Mamad Diakite, Fr., Uva		32	39	1.2

Assist/Turnover Ratio

Player, Class, Team	NCAA	G	AST	TO	RATIO
A.J. Turner, So., BC		16	96	33	2.91
Quentin Snider, Jr., Louis.		22	115	42	2.74
Xavier Rathan-Mayes, Jr., FSU		36	168	65	2.58
John Gillon, Sr., Syr.		41	184	72	2.56
Bryant Crawford, So., WF		50	182	76	2.39
London Perrantes, Sr., Uva		34	128	58	2.21
Matt Farrell, Jr., ND		36	196	91	2.15
Frank Howard, So., Syr.		33	120	57	2.11
Steve Vasturia, Sr., ND		36	119	57	2.09
Keyshawn Woods, So., WF		33	116	57	2.04

Offensive Rebounds

Player, Class, Team	NCAA	G	Reb.	PG
Kennedy Meeks, Sr., UNC	7	40	152	3.8
John Collins, So., WF	8	33	124	3.8
Sidy Djitte, Sr., Clem.	12	32	116	3.6
Ben Lammers, Jr., GT	47	37	111	3.0
Bonzie Colson, Jr., ND		36	104	2.9
Jaylen Johnson, Jr., Louis.		34	91	2.7
Tony Bradley, Fr., UNC		38	98	2.6
Mangok Mathiang, Sr., Louis.		33	85	2.6
Zach LeDay, Sr., VT		33	82	2.5
Amile Jefferson, Sr., Duke		35	84	2.4

Steals Per Game

Player, Class, Team	NCAA	G	Stl.	PG
Donovan Mitchell, So., Louis.	23	34	70	2.1
Dennis Smith Jr., Fr., NCS	37	32	62	1.9
Jerome Robinson, So., BC		32	55	1.7
Matt Jones, Sr., Duke		37	63	1.7
Andrew White III, Sr., Syr.		34	55	1.6
Bryant Crawford, So., WF		33	49	1.5
Bruce Brown, Fr., Miami	33	49	1.5	
John Gillon, Sr., Syr.		34	49	1.4

SEASON IN REVIEW

ACC TEAM STATS

Scoring Offense					Free Throw Pct.							
NCAA	G	W-L	Pts.	PG	NCAA	G	FT	FTA	Pct.			
North Carolina	12	40	33-7	3377	84.4	Notre Dame	1	36	489	611	.800	
Wake Forest	15	33	19-14	2733	82.8	Wake Forest	9	33	619	796	.778	
Florida State	18	35	26-9	2873	82.1	Duke	22	37	642	842	.762	
Duke	27	37	28-9	2991	80.8	Syracuse	34	506	686	738	.738	
Virginia Tech	47	33	22-11	2610	79.1	Virginia Tech	33	546	741	737	.737	
NC State	32	32	15-17	2483	77.6	Pittsburgh	33	527	719	733	.733	
Notre Dame	36	36	26-10	2783	77.3	Clemson	33	487	666	731	.731	
Louisville	34	34	25-9	2628	77.3	Miami	33	443	617	.718		
Syracuse	34	34	19-15	2594	76.3	Virginia	34	336	474	709	.709	
Clemson	33	33	17-16	2468	74.8	North Carolina	40	642	916	701	.701	
Pittsburgh	33	33	16-17	2404	72.8	NC State	32	481	687	700	.700	
Boston College	32	32	9-23	2320	72.5	Florida State	35	568	824	689	.689	
Miami	33	33	21-12	2278	69.0	Louisville	34	486	708	686	.686	
Georgia Tech	37	37	21-16	2496	67.5	Georgia Tech	37	505	740	682	.682	
Virginia	34	34	23-11	2246	66.1	Boston College	32	378	556	680	.680	
Scoring Defense					3-Pt. FG Pct.							
NCAA	G	W-L	Pts.	PG	NCAA	G	3FG	FGA	Pct.			
Virginia	1	34	23-11	1916	56.4	Virginia Tech	10	33	290	720	.403	
Miami	24	33	21-12	2116	64.1	Virginia	33	34	232	602	385	.385
Louisville	41	34	25-9	2243	66.0	Wake Forest	36	33	268	697	385	.385
Georgia Tech	37	37	21-16	2472	66.8	Notre Dame	38	36	334	869	384	.384
Notre Dame	36	36	26-10	2494	69.3	Syracuse	47	34	300	788	381	.381
Duke	37	37	28-9	2597	70.2	Duke	37	311	821	379	.379	
North Carolina	40	40	33-7	2824	70.6	Boston College	32	256	684	374	.374	
Syracuse	34	34	19-15	2416	71.1	Pittsburgh	33	263	729	361	.361	
Clemson	33	33	17-16	2361	71.5	Clemson	33	239	669	357	.357	
Florida State	35	35	26-9	2523	72.1	Miami	33	209	587	.356		
Pittsburgh	33	33	16-17	2464	74.7	NC State	32	226	635	356	.356	
Virginia Tech	33	33	22-11	2465	74.7	Louisville	34	238	671	355	.355	
Boston College	32	32	9-23	2508	78.4	North Carolina	40	283	798	355	.355	
Wake Forest	33	33	19-14	2588	78.4	Florida State	35	233	671	347	.347	
NC State	32	32	15-17	2547	79.6	Georgia Tech	37	171	516	331	.331	
Scoring Margin					FG Pct. Defense							
NCAA	G	Off.	Def.	Mar.	NCAA	G	FG	FGA	Pct.			
North Carolina	8	40	84.4	70.6	+13.8	Georgia Tech	13	37	887	2231	.398	
Louisville	15	34	77.3	66.0	+11.3	Virginia	14	34	658	1654	.398	
Duke	21	37	80.8	70.2	+10.6	Louisville	20	34	760	1893	.401	
Florida State	26	35	82.1	72.1	+10.0	North Carolina	47	40	982	2377	.413	
Virginia	30	34	66.1	56.4	+9.7	Florida State	35	857	2060	416	.416	
Notre Dame	45	36	77.3	69.3	+8.0	Miami	33	761	1817	.419		
Syracuse	34	34	76.3	71.1	+5.2	Syracuse	34	867	2017	430	.430	
Miami	33	33	69.0	64.1	+4.9	Notre Dame	36	914	2116	432	.432	
Wake Forest	33	33	82.8	78.4	+4.4	Duke	37	959	2219	432	.432	
Virginia Tech	33	33	79.1	74.7	+4.4	Virginia Tech	33	902	2029	445	.445	
Clemson	33	33	74.8	71.5	+3.2	Pittsburgh	33	910	2028	449	.449	
Georgia Tech	37	37	67.5	66.8	+0.6	NC State	32	918	2039	450	.450	
Pittsburgh	33	33	72.8	74.7	-1.8	Clemson	33	875	1930	453	.453	
NC State	32	32	77.6	79.6	-2.0	Wake Forest	33	891	1948	457	.457	
Boston College	32	32	72.5	78.4	-5.9	Boston College	32	864	1840	470	.470	
Field Goal Pct.					3-Pt. FG% Defense							
NCAA	G	FG	FGA	Pct.	NCAA	G	3FG	FGA	Pct.			
Virginia Tech	11	33	887	1813	.489	Duke	4	37	187	639	.293	
Florida State	18	35	1036	2146	.483	Louisville	33	34	213	673	.316	
Duke	35	37	1019	2145	.475	Virginia	35	34	209	659	.317	
Wake Forest	40	33	923	1955	.472	Miami	33	208	631	.330		
NC State	32	32	888	1898	.468	Georgia Tech	37	272	824	330	.330	
North Carolina	40	40	1226	2633	.466	Notre Dame	36	249	736	338	.338	
Virginia	34	34	839	1823	.460	North Carolina	40	319	939	340	.340	
Syracuse	34	34	894	1949	.459	Syracuse	34	295	863	342	.342	
Notre Dame	36	36	980	2139	.458	Florida State	35	259	743	349	.349	
Louisville	34	34	952	2086	.456	Boston College	32	229	647	354	.354	
Miami	33	33	813	1800	.452	Pittsburgh	33	261	733	356	.356	
Clemson	33	33	871	1939	.449	Clemson	33	254	713	356	.356	
Boston College	32	32	843	1880	.448	Wake Forest	33	270	754	358	.358	
Pittsburgh	33	33	807	1826	.442	Virginia Tech	33	264	728	363	.363	
Georgia Tech	37	37	910	2079	.438	NC State	32	268	725	370	.370	

SEASON IN REVIEW

ACC TEAM STATS

Rebound Margin	NCAA	G	Own	Opp.	Mar.
North Carolina	1	40	43.7	31.4	+12.3
Louisville	23	34	39.5	33.5	+6.0
Miami	33	33	35.6	31.6	+4.0
Florida State	35	37.8	34.0	+3.8	
Virginia	34	32.9	30.0	+2.9	
Wake Forest	33	36.3	33.7	+2.6	
Duke	37	36.2	33.6	+2.6	
Boston College	32	34.9	34.7	+0.2	
Pittsburgh	33	35.1	34.9	+0.2	
NC State	32	36.3	36.1	+0.2	
Georgia Tech	37	35.9	36.3	-0.4	
Syracuse	34	34.8	35.8	-1.0	
Clemson	33	34.0	35.1	-1.1	
Notre Dame	36	33.7	35.5	-1.8	
Virginia Tech	33	32.3	34.7	-2.4	

Turnover Margin	NCAA	G	Own	Opp.	Mar.
Notre Dame	18	36	9.5	12.7	+3.2
Virginia	21	34	9.5	12.6	+3.1
Clemson	25	33	10.7	13.7	+2.9
Louisville	37	34	11.0	13.5	+2.5
Florida State	42	35	11.9	14.1	+2.3
North Carolina	40	11.8	13.6	+1.8	
Syracuse	34	12.3	13.5	+1.2	
Duke	37	11.4	12.1	+0.7	
Wake Forest	33	11.8	11.6	-0.2	
Georgia Tech	37	13.4	13.1	-0.3	
Virginia Tech	33	12.1	11.6	-0.5	
Miami	33	12.6	11.9	-0.8	
NC State	32	13.4	11.3	-2.1	
Boston College	32	14.6	12.4	-2.2	
Pittsburgh	33	12.0	9.8	-2.2	

Assist/TO Ratio	NCAA	G	Own	Opp.	Ratio
Notre Dame	2	36	15.7	9.5	1.66
North Carolina	7	40	18.1	11.8	1.53
Virginia	12	34	13.9	9.5	1.46
Wake Forest	34	33	15.5	11.8	1.32
Syracuse	45	34	15.6	12.3	1.27
Virginia Tech	33	15.1	12.1	1.25	
Louisville	34	13.6	11.0	1.23	
Florida State	35	14.6	11.9	1.23	
Pittsburgh	33	14.3	12.0	1.19	
Clemson	33	12.5	10.7	1.17	
Georgia Tech	37	15.4	13.4	1.15	
Duke	37	13.1	11.4	1.15	
NC State	32	14.3	13.4	1.07	
Boston College	32	14.8	14.6	1.01	
Miami	33	11.8	12.6	0.93	

Assists Per Game	NCAA	G	Stl.	PG
North Carolina	4	40	722	18.1
Notre Dame	42	36	566	15.7
Syracuse	46	34	532	15.7
Wake Forest	33	512	15.5	
Georgia Tech	37	570	15.4	
Virginia Tech	33	497	15.1	
Boston College	32	473	14.8	
Florida State	35	511	14.6	
Pittsburgh	33	473	14.3	
NC State	32	458	14.3	
Virginia	34	473	13.9	
Louisville	34	461	13.6	
Duke	37	484	13.1	
Clemson	33	414	12.6	
Miami	33	389	11.8	

Blocked Shots Per Game	NCAA	G	Blk.	PG
Georgia Tech	4	37	221	6.0
Louisville	10	34	185	5.4
Florida State	18	35	180	5.1
Syracuse	37	34	160	4.7
Duke	42	37	172	4.7
NC State	32	140	4.4	
Virginia	34	138	4.1	
Clemson	33	130	3.9	
Miami	33	125	3.8	
Notre Dame	36	134	3.7	
Wake Forest	33	121	3.7	
North Carolina	40	139	3.5	
Pittsburgh	33	112	3.4	
Virginia Tech	33	91	2.8	
Boston College	32	87	2.7	

Steals Per Game	NCAA	G	Stl.	PG
Syracuse	18	34	275	8.1
Florida State	48	35	259	7.4
Clemson	33	235	7.1	
North Carolina	40	283	7.1	
Notre Dame	36	254	7.1	
Louisville	34	227	6.7	
Georgia Tech	37	245	6.6	
Miami	33	213	6.5	
Duke	37	226	6.1	
Boston College	32	179	5.6	
Virginia	34	190	5.6	
Wake Forest	33	183	5.6	
NC State	32	162	5.1	
Virginia Tech	33	131	4.0	
Pittsburgh	33	127	3.9	

SEASON IN REVIEW

BOX SCORES

Official Basketball Box Score -- Game Totals -- Final Statistics Duke vs Miami

Table with columns: Player, FG, FGA, 3-FG, 3-FGA, FT, FTA, Off Def Tot, PF, TP, A To Bk, Stl, Min. Rows include Jayson Tatum, Harry Giles, Amilie Jefferson, Luke Kennard, Matt Jones, Frank Jackson, Marcus Bolden, Team, and Totals.

FG % 1st Half: 10.29 34.5% 2nd half: 11.37 29.7% Game: 21.66 31.8% 3FG % 1st Half: 1.7 14.3% 2nd half: 4.4 29.6% Game: 5.21 22.7%

Miami 55 * 20-8 (10-6)

Table with columns: Player, FG, FGA, 3-FG, 3-FGA, FT, FTA, Off Def Tot, PF, TP, A To Bk, Stl, Min. Rows include Kamari Murphy, Ebuka Izundu, Anthony Lawrence, Davon Reed, Bruce Brown, Ja'Quan Newton, DJ Vasiljevic, Dewain Huel, Team, and Totals.

FG % 1st Half: 10.29 34.5% 2nd half: 12.29 41.4% Game: 21.58 37.9% 3FG % 1st Half: 1.7 14.3% 2nd half: 0.1 0.0% Game: 1.8 22.3%

Officials: Roger Ayers, John Gaffney, Brian O'Connell Technical fouls: Duke-None. Miami-None. Attendance: 7972

Score by periods table with columns: 1st, 2nd, 3rd, Total. Includes Points, In Paint, Off 2, 2nd FT, Fast Break, Bench, UM, FS, 3, 5.

Last FG - DU 2nd-00:08, UM 2nd-00:05. Largest lead - DU by 3-1 07:52, UM by 10-24-14:52. DU led for 07:44. UM led for 30:46. Game was tied for 01:30.

Official Basketball Box Score -- Game Totals -- Final Statistics Miami vs Virginia Tech

Table with columns: Player, FG, FGA, 3-FG, 3-FGA, FT, FTA, Off Def Tot, PF, TP, A To Bk, Stl, Min. Rows include Anthony Lawrence, Davon Reed, Bruce Brown, Ebuka Izundu, Kamari Murphy, Ja'Quan Newton, DJ Vasiljevic, Dewain Huel, Team, and Totals.

FG % 1st Half: 10.26 38.5% 2nd half: 11.23 47.8% Game: 21.49 42.9% 3FG % 1st Half: 4.1 27.3% 2nd half: 3.11 27.3% Game: 7.21 33.3%

Virginia Tech 66 * 21-8, 10-7

Table with columns: Player, FG, FGA, 3-FG, 3-FGA, FT, FTA, Off Def Tot, PF, TP, A To Bk, Stl, Min. Rows include Sy Khadim, Robinson, Justin, Bilos, Justin, Hill, Ahmed, Outlaw, Ty, Allen, Seth, LeDay, Zach, Team, and Totals.

FG % 1st Half: 9.18 50.0% 2nd half: 10.29 52.6% Game: 19.37 51.4% 3FG % 1st Half: 6.12 50.0% 2nd half: 4.8 50.0% Game: 10.92 50.0%

Officials: Les Jones, Terry Wymer, Bert Smith Technical fouls: Miami-None. Virginia Tech-None. Attendance: 6962

Score by periods table with columns: 1st, 2nd, 3rd, Total. Includes Points, In Paint, Off 2, 2nd FT, Fast Break, Bench, UM, VT.

Last FG - UM 2nd-00:22, VT 2nd-01:42. Largest lead - UM by 2:00-19:44, VT by 9:14-17:24. UM led for 04:51, VT led for 30:56. Game was tied for 03:13.

Official Basketball Box Score -- Game Totals -- Final Statistics Miami vs Florida State

Table with columns: Player, FG, FGA, 3-FG, 3-FGA, FT, FTA, Off Def Tot, PF, TP, A To Bk, Stl, Min. Rows include Kamari Murphy, Ja'Quan Newton, Anthony Lawrence, Davon Reed, Bruce Brown, DJ Vasiljevic, Ebuka Izundu, Dewain Huel, Team, and Totals.

FG % 1st Half: 11.21 53.4% 2nd half: 7.23 21.8% Game: 18.43 41.9% 3FG % 1st Half: 5.8 62.5% 2nd half: 3.9 33.3% Game: 9.7 47.1%

Florida State 66 * 24-7, 12-6 ACC

Table with columns: Player, FG, FGA, 3-FG, 3-FGA, FT, FTA, Off Def Tot, PF, TP, A To Bk, Stl, Min. Rows include Isaac, Jonathan, Smith, Jarquez, Oso, Michael, Bacon, Dwayne, Rathan, Mayes, Xavier, Coffer, Phil, Walker, CJ, Forrest, Trent, Savoy, PJ, Angola-Rodas, Brian, Mann, Terance, Koumadje, Christ, Team, and Totals.

FG % 1st Half: 14.31 45.2% 2nd half: 11.28 42.3% Game: 25.59 43.9% 3FG % 1st Half: 3.9 33.3% 2nd half: 3.10 10.0% Game: 4.19 21.1%

Officials: Janis Luckie, Tim Corner, Ray Sykes Technical fouls: Miami-None. Florida State-None. Attendance: 11675

Score by periods table with columns: 1st, 2nd, 3rd, Total. Includes Points, In Paint, Off 2, 2nd FT, Fast Break, Bench, UM, FS, 3, 7, 23.

Last FG - UM 2nd-00:34, FS 2nd-00:01. Largest lead - UM by 14-08:22, FS by 11-24-04:10. UM led for 03:26, FS led for 32:14. Game was tied for 04:20.

Official Basketball Box Score -- Game Totals -- Final Statistics Miami vs Syracuse

Table with columns: Player, FG, FGA, 3-FG, 3-FGA, FT, FTA, Off Def Tot, PF, TP, A To Bk, Stl, Min. Rows include LAWRENCE, Anthony, MURPHY, Kamari, NEWTON, Ja'Quan, REED, Davon, BROWN, Bruce, ROBINSON, Mike, VASILJEVIC, DJ, IZUNDU, Ebuka, Team, and Totals.

FG % 1st Half: 13.21 61.9% 2nd half: 9.30 30.0% Game: 22.51 43.1% 3FG % 1st Half: 6.11 54.5% 2nd half: 3.12 25.0% Game: 9.23 39.1%

Syracuse 57 * 18-14

Table with columns: Player, FG, FGA, 3-FG, 3-FGA, FT, FTA, Off Def Tot, PF, TP, A To Bk, Stl, Min. Rows include WHITE III, Andrew, LYDON, Tyler, THOMPSON, Taurcan, GILLOW, John, BATTLE, Tyus, HOWARD, Frank, ROBERTSON, Tyler, Team, and Totals.

FG % 1st Half: 11.21 62.4% 2nd half: 8.23 48.8% Game: 19.44 40.2% 3FG % 1st Half: 3.8 37.5% 2nd half: 4.13 30.8% Game: 7.21 33.3%

Officials: Ted Valentine, Les Jones, Tim Corner Technical fouls: Miami-None. Syracuse-None. Attendance: 2017 ACC Tournament Second Round - No. 9 Miami vs. No. 8 Syracuse

Score by periods table with columns: 1st, 2nd, 3rd, Total. Includes Points, In Paint, Off 2, 2nd FT, Fast Break, Bench, Miami, Syracuse.

Last FG - UM 2nd-00:16, SU 2nd-00:12. Largest lead - UM by 8:16-11:20, SU by 4:18-18:09. UM led for 36:19, SU led for 02:23. Game was tied for 01:18.

SEASON IN REVIEW

H U R R I C A N E S U B A S K E T B A L L

BOX SCORES

Official Basketball Box Score -- Game Totals -- Final Statistics Miami vs North Carolina 03/09/17 12 p.m. at Barclays Center (Brooklyn, N.Y.)

Miami 53 • 21-11

#	Player	Total		3-Pr		Rebounds		PF	TP	A	T	Blk	Stl	Min	
		FG	FGA	FG	FGA	FT	FTA								Off
21	Kamari Murphy	r	2-6	0-0	1-2	1	3	4	2	5	1	2	1	0	25
00	Ja'Quan Newton	g	1-4	0-0	1-5	1	0	1	1	3	1	2	0	1	26
01	Anthony Lawrence	g	2-6	2-5	0-0	1	2	3	6	1	1	1	4	32	
05	Davon Reed	g	2-8	1-5	2-2	3	3	6	1	7	2	3	0	34	
11	Bruce Brown	g	9-13	1-3	2-2	2	5	7	2	21	1	3	0	33	
02	Mike Robinson	g	0-1	0-1	0-0	0	0	0	0	0	0	0	0	2	
04	DJ Vasiljevic	g	2-9	1-7	1-1	0	1	2	6	1	2	0	1	19	
14	Rodney Miller	g	1-3	0-0	0-0	1	0	1	1	2	0	0	0	8	
15	Ebuka Izundu	g	0-2	0-0	2-2	1	1	2	3	2	0	0	0	10	
28	Dewan Huell	g	0-1	0-0	1-2	0	1	1	2	1	0	1	2	11	
	Team		0	2	3										
Totals			19-53	5-21	10-16	11	18	29	17	53	7	15	4	7	200

FG % 1st Half: 10-23 43.5% 2nd half: 9-30 30.0% Game: 19-53 35.8%
 3FG % 1st Half: 2-8 25.0% 2nd half: 3-13 23.1% Game: 5-21 23.8%
 FT % 1st Half: 7-10 70.0% 2nd half: 3-6 50.0% Game: 10-16 62.5%

North Carolina 78 • 27-6

#	Player	Total		3-Pr		Rebounds		PF	TP	A	T	Blk	Stl	Min	
		FG	FGA	FG	FGA	FT	FTA								Off
03	Kennedy Meeks	r	4-7	0-0	2-2	2	5	7	2	10	0	0	1	0	24
44	Justin Jackson	r	5-11	2-7	0-1	0	2	0	12	3	3	0	0	33	
01	Theo Pinson	g	3-7	1-3	2-4	1	3	4	3	9	6	3	0	24	
02	Joel Berry II	g	5-8	1-3	0-0	1	3	4	2	11	5	2	0	29	
04	Isiah Hicks	g	5-7	0-0	9-9	2	4	6	1	19	2	1	0	25	
05	Nate Britt	g	1-4	1-1	0-0	0	1	0	3	2	0	0	0	20	
05	Tony Bradley	g	2-4	0-0	2-2	2	2	4	2	6	1	0	0	16	
14	Brandon Robinson	g	0-1	0-1	0-0	0	0	0	1	0	1	0	0	6	
21	Seventh Woods	g	0-0	0-0	0-0	0	2	0	0	1	1	0	0	8	
38	Stilman White	g	1-2	0-0	0-0	0	0	0	0	0	0	0	0	2	
22	Luke Maye	g	2-2	2-2	0-0	1	2	3	1	6	0	1	0	13	
	Team		0	3											
Totals			28-53	7-17	15-18	9	27	36	12	78	21	11	1	9	200

FG % 1st Half: 11-21 52.4% 2nd half: 17-32 53.1% Game: 28-53 52.8%
 3FG % 1st Half: 1-4 16.7% 2nd half: 6-11 54.5% Game: 7-17 41.2%
 FT % 1st Half: 11-11 100.0% 2nd half: 4-7 57.1% Game: 15-18 83.3%

Officials: Roger Ayers, Tim Nestor, Jerry Heater
 Technical fouls: Miami-None, North Carolina-None.
 Attendance: 17732
 2017 ACC Tournament Quarterfinals - No. 9 Miami vs. No. 1 North Carolina

Score by periods	1st	2nd	Total
Miami	20	24	53
North Carolina	34	44	78

Last FG - UM 2nd-00:51, NC 2nd-01:10.
 Largest lead - UM by 16:18:05, NC by 27:28:01:10.
 UM led for 04:20, NC led for 32:59. Game was tied for 02:41.

Score tied - 4 times.
 Lead changed - 9 times.

Official Basketball Box Score -- Game Totals -- Final Statistics Michigan State vs Miami 03/17/17 8:20 p.m. at Tulsa, Okla. (BOK Center)

Michigan State 78 • 20-14

#	Player	Total		3-Pr		Rebounds		PF	TP	A	T	Blk	Stl	Min	
		FG	FGA	FG	FGA	FT	FTA								Off
22	Bridges, Miles	r	8-12	2-4	0-0	2	7	9	2	18	3	1	1	0	35
44	Ward, Nick	r	8-9	0-0	3-3	3	4	7	2	19	0	1	1	0	26
01	Lanford, Joshua	g	5-10	2-4	1-2	1	2	2	13	1	0	0	0	24	
03	Ellis III, Alvin	g	3-9	0-5	1-1	1	6	7	1	7	1	3	0	30	
11	Nairn Jr., Lourawis	g	0-2	0-1	0-0	0	1	3	0	5	2	0	0	18	
00	Ahrens, Kyle	g	0-0	0-0	0-0	0	0	0	0	0	0	0	0	5	
05	Winston, Cassius	g	2-5	1-3	2-2	0	1	1	4	7	5	0	0	1	22
20	McQuaid, Matt	g	2-4	1-3	2-2	1	4	5	1	7	3	3	0	25	
05	Ahrens, Kyle	g	2-2	0-0	2-2	1	1	2	6	0	2	0	0	12	
25	Golins, Kenny	g	0-0	0-0	1-2	0	0	0	0	1	0	1	0	1	
30	Van Dyk, Matt	g	0-0	0-0	0-0	0	0	0	1	0	0	0	0	1	
40	Roy, Greg	g	0-0	0-0	0-0	0	0	0	1	0	0	0	0	1	
41	George, Connor	g	0-0	0-0	0-0	0	0	0	0	0	0	0	0	1	
	Team		0	1	2										
Totals			30-53	6-20	12-14	10	26	36	18	78	18	12	3	1	200

FG % 1st Half: 14-28 50.0% 2nd half: 16-25 64.0% Game: 30-53 56.6%
 3FG % 1st Half: 4-13 30.8% 2nd half: 2-7 28.6% Game: 6-20 30.0%
 FT % 1st Half: 6-6 100.0% 2nd half: 6-8 75.0% Game: 12-14 85.7%

Miami 58 • 21-12

#	Player	Total		3-Pr		Rebounds		PF	TP	A	T	Blk	Stl	Min	
		FG	FGA	FG	FGA	FT	FTA								Off
21	Kamari Murphy	r	0-6	0-0	1-2	1	1	2	1	1	1	2	1	0	26
00	Ja'Quan Newton	g	5-12	0-1	6-7	2	2	2	2	16	2	1	0	34	
03	Anthony Lawrence	g	1-5	1-5	0-0	1	2	3	3	3	0	1	0	22	
05	Davon Reed	g	5-10	2-6	0-0	1	2	3	0	12	0	1	0	37	
11	Bruce Brown	g	3-6	1-3	4-6	2	2	2	3	11	4	1	0	34	
02	Mike Robinson	g	0-0	0-0	0-0	0	0	0	0	0	0	0	0	2	
04	DJ Vasiljevic	g	1-3	0-1	0-0	0	2	2	1	2	1	1	0	16	
14	Rodney Miller	g	0-0	0-0	0-0	0	1	1	0	1	0	0	0	1	
15	Ebuka Izundu	g	2-5	0-0	1-2	2	1	3	4	5	0	0	0	18	
20	Dewan Huell	g	4-5	0-0	0-0	0	0	0	3	8	0	0	0	9	
35	Chris Stowell	g	0-0	0-0	0-0	0	0	0	0	0	0	0	0	1	
	Team		0	4	5										
Totals			21-52	4-16	12-17	9	14	23	17	58	8	10	1	9	200

FG % 1st Half: 11-26 42.3% 2nd half: 10-26 38.5% Game: 21-52 40.4%
 3FG % 1st Half: 2-9 22.2% 2nd half: 2-9 22.2% Game: 4-16 25.0%
 FT % 1st Half: 3-3 100.0% 2nd half: 9-14 64.3% Game: 12-17 70.6%

Officials: Michael Stephens, Don Dally, Rick Crawford
 Technical fouls: Michigan State-None, Miami-None.
 Attendance: 14715

Score by periods	1st	2nd	Total
Michigan State	38	40	78
Miami	27	31	58

Last FG - MSU 2nd-01:28, UM 2nd-02:59.
 Largest lead - MSU by 23:20:08:11, UM by 12:14:13:13.
 MSU led for 24:17, UM led for 13:48. Game was tied for 01:55.

Points	In	Off	2nd	Fast	Break	Bench
UM	24	11	12	8	11	
NC	34	21	8	17	17	

SEASON IN REVIEW



HISTORY

<i>YEAR-BY-YEAR COACHING RECORDS</i>	85-86
<i>NCAA TOURNAMENT HISTORY</i>	87-92
<i>NIT HISTORY</i>	93-99
<i>ACC TOURNAMENT HISTORY</i>	100
<i>ALL-AMERICANS</i>	101
<i>NBA AND ABA DRAFTS</i>	102
<i>HONORS AND AWARDS</i>	103-105
<i>1,000 POINTS CLUB</i>	106-107
<i>MIAMI AND THE POLLS</i>	108-114
<i>ALL-TIME LETTERMEN</i>	115-117
<i>MIAMI BASKETBALL HISTORY</i>	118-135

YEAR-BY-YEAR COACHING RECORDS - 1926-1971

Season	Coach	Overall	Pct.	Pts UM	Scored Opp	Postseason
1926-27 *	Art Webb	7-1	.875	348	170	
1927-28	Art Webb	8-4	.667	406	310	
1928-29	Tom McCann	13-6	.684	670	419	
1929-30		No team				
1930-31	Art Webb	3-7	.300	252	331	
1931-32 #	Tom McCann	17-1	.944	816	456	
1932-38		No team				
1938-39	Hart Morris	4-6	.400	372	422	
1939-40	Hart Morris	8-12	.400	716	824	
1940-41	Hart Morris	10-6	.625	707	654	
1941-42	Hart Morris	9-7	.563	628	570	
1942-45		Results Unavailable				
1945-46	W.H. Steers	8-5	.615	560	568	
1946-47	Hart Morris	20-7	.769	1,400	1,192	
1947-48	Hart Morris	11-7	.611	997	902	
1948-49	Hart Morris	19-8	.704	1,633	1,515	
1949-50	Hart Morris	14-9	.609	1,446	1,393	
1950-51	Hart Morris	10-12	.455	1,487	1,520	
1951-52	Hart Morris	14-8	.636	1,687	1,438	
1952-53	Dave Wike	9-12	.429	1,503	1,502	
1953-54	Dave Wike	5-10	.333	1,015	1,161	
1954-55	Bruce Hale	9-11	.450	1,555	1,544	
1955-56	Bruce Hale	14-12	.539	2,170	2,115	
1956-57	Bruce Hale	13-13	.500	2,029	2,167	
1957-58	Bruce Hale	14-8	.636	1,741	1,641	
1958-59	Bruce Hale	18-7	.720	2,190	2,029	
1959-60	Bruce Hale	23-4	.852	2,427	2,192	NCAA 0-1
1960-61	Bruce Hale	20-7	.741	2,230	2,036	NIT 0-1
1961-62	Bruce Hale	14-12	.539	2,069	2,045	
1962-63	Bruce Hale	23-5	.821	2,509	2,201	NIT 1-1
1963-64	Bruce Hale	20-7	.741	2,575	2,352	NIT 0-1
1964-65	Bruce Hale	22-4	.846	2,558	2,190	
1965-66	Bruce Hale	15-11	.577	2,271	2,208	
1966-67	Bruce Hale	15-11	.577	2,126	2,091	
1967-68	Ron Godfrey	17-11	.607	2,368	2,419	
1968-69	Ron Godfrey	14-10	.583	1,985	2,048	
1969-70	Ron Godfrey	9-17	.346	2,293	2,521	
1970-71	Ron Godfrey	7-19	.269	2,143	2,373	

1971-85

No team

HISTORY

YEAR-BY-YEAR COACHING RECORDS - 1985-PRESENT

Season	Coach	Overall	Pct.	Pts	Pts	Conference		Postseason			
				UM	Opp	Record	Finish	Tourney	Record		
1985-86	Bill Foster	14-14	.500	2,006	2,131						
1986-87	Bill Foster	15-16	.491	2,332	2,335						
1987-88	Bill Foster	17-14	.548	2,453	2,400						
1988-89	Bill Foster	19-12	.613	2,809	2,778						
1989-90	Bill Foster	13-15	.464	2,014	2,132						
1990-91	Leonard Hamilton	9-19	.321	2,027	2,078						
1991-92	Leonard Hamilton	8-24	.250	1,941	2,160	BIG EAST	1-17	10 / 10	1-1		
1992-93	Leonard Hamilton	10-17	.370	1,929	2,004	BIG EAST	7-11	9 / 9	0-1		
1993-94	Leonard Hamilton	7-20	.259	1,690	1,909	BIG EAST	0-18	10 / 10	0-1		
1994-95	Leonard Hamilton	15-13	.536	1,831	1,888	BIG EAST	9-9	5 / 5	0-1	NIT	0-1
1995-96	Leonard Hamilton	15-13	.536	1,883	1,873	BIG EAST	8-10	7 / 7	1-1		
1996-97	Leonard Hamilton	16-13	.552	1,887	1,821	BIG EAST	9-9	t7 / 7	1-1	NIT	0-1
1997-98	Leonard Hamilton	18-10	.642	1,962	1,836	BIG EAST	11-7	t4 / 4	0-1	NCAA	0-1
1998-99	Leonard Hamilton	23-7	.767	2,178	1,950	BIG EAST	15-3	2 / 2	1-1	NCAA	1-1
1999-00	Leonard Hamilton	23-11	.676	2,346	2,127	BIG EAST	13-3	t1 / 2	1-1	NCAA	2-1
2000-01	Perry Clark	16-13	.552	2,039	1,963	BIG EAST	8-8	t6 / East 4	0-1	NIT	0-1
2001-02	Perry Clark	24-8	.750	2,395	2,156	BIG EAST	10-6	t3 / East 2	1-1	NCAA	0-1
2002-03	Perry Clark	11-17	.393	1,956	1,924	BIG EAST	4-12	t12 / East 6	0-1		
2003-04	Perry Clark	14-16	.467	2,148	2,067	BIG EAST	4-12	13		DNP	
2004-05	Frank Haith	16-13	.551	2,071	2,020	ACC	7-9	t6 / 6	0-1	NIT	0-1
2005-06	Frank Haith	18-16	.529	2,308	2,213	ACC	7-9	t7 / 8	1-1	NIT	2-1
2006-07	Frank Haith	12-20	.375	2,279	2,332	ACC	4-12	12 / 12	1-1		
2007-08	Frank Haith	23-11	.676	2,542	2,309	ACC	8-8	t5 / 5	1-1	NCAA	1-1
2008-09	Frank Haith	19-13	.594	2,325	2,123	ACC	7-9	t7 / 9	0-1	NIT	1-1
2009-10	Frank Haith	20-13	.606	2,390	2,136	ACC	4-12	12 / 12	2-1		
2010-11	Frank Haith	21-15	.583	2,579	2,433	ACC	6-10	9 / 9	1-1	NIT	2-1
2011-12	Jim Larrañaga	20-13	.606	2,332	2,181	ACC	9-7	t4 / 6	1-1	NIT	1-1
2012-13	Jim Larrañaga	29-7	.806	2,509	2,181	ACC	15-3	1 / 1	3-0	NCAA	2-1
2013-14	Jim Larrañaga	17-16	.515	2,209	1,964	ACC	7-11	10 / 10	1-1		
2014-15	Jim Larrañaga	25-13	.658	2,592	2,404	ACC	10-8	t6 / 6	1-1	NIT	4-1
2015-16	Jim Larrañaga	27-8	.771	2,633	2,359	ACC	13-5	t2 / 3	1-1	NCAA	2-1
2016-17	Jim Larrañaga	21-12	.636	2,278	2,116	ACC	10-8	t7 / 9	1-1	NCAA	0-1
Totals	67 years	1,011-739	.578	127,103	119,822					NIT 11-12 / NCAA 8-9	

* First year UM played all freshmen opponents | # Played no senior colleges

Coach, Seasons	Years	Won	Lost	Pct.	Coach, Seasons	Winning Pct.
Art Webb, 3 seasons	1926-28, 1930-31	18	12	.600	Tom McCann, 2	.811
Tom McCann, 2 seasons	1928-29, 1931-32	30	7	.811	Jim Larrañaga, 6	.668
Hart Morris, 10 seasons	1938-42, 1946-52	119	82	.592	Bruce Hale, 13	.663
W.H. Steers, 1 season	1945-46	8	5	.615	W.H. Steers, 1	.615
Dave Wike, 2 seasons	1952-54	14	22	.389	Art Webb, 3	.600
Bruce Hale, 13 seasons	1954-67	220	112	.663	Hart Morris, 10	.592
Ron Godfrey, 4 seasons	1967-71	47	57	.452	Frank Haith, 7	.561
Bill Foster, 5 seasons	1985-90	78	71	.523	Perry Clark, 4	.546
Leonard Hamilton, 10 seasons	1990-00	144	147	.495	Bill Foster, 5	.523
Perry Clark, 4 seasons	2000-04	65	54	.546	Leonard Hamilton, 10	.495
Frank Haith, 7 seasons	2004-11	129	101	.561	Ron Godfrey, 4	.452
Jim Larrañaga, 6 seasons	2011-present	139	69	.668	Dave Wike, 2	.389
Totals, 67 Seasons	1926-present	1,011	739	.578		

NCAA TOURNAMENT HISTORY

NCAA Tournament Results (8-9)

1959-60* **Midwest Region**

3/8/60	vs. *Western Kentucky	L	107-84	Lexington, Ky.
--------	-----------------------	---	--------	----------------

*No team seeds in 1959-60

1997-98 **No. 11 seed — South Region**

3/13/98	vs. No. 6 UCLA	L	65-62	Atlanta, Ga.
---------	----------------	---	-------	--------------

1998-99 **No. 2 seed — East Region**

3/12/99	vs. No. 15 Lafayette	W	75-54	Boston, Mass.
3/14/99	vs. No. 10 Purdue	L	73-63	Boston, Mass.

1999-2000 **No. 6 seed — South Region**

3/17/00	vs. No. 11 Arkansas	W	75-71	Nashville, Tenn.
3/19/00	vs. No. 3 Ohio State	W	75-62	Nashville, Tenn.
3/24/00	vs. No. 7 Tulsa	L	80-71	Austin, Texas

2001-02 **No. 5 seed — West Region**

3/14/02	vs. No. 12 Missouri	L	93-80	Albuquerque, N.M.
---------	---------------------	---	-------	-------------------

2007-08 **No. 7 seed — South Region**

3/21/08	vs. No. 10 St. Mary's	W	78-64	Little Rock, Ark.
3/23/08	vs. No. 2 Texas	L	75-72	Little Rock, Ark.

2012-13 **No. 2 seed — East Region**

3/22/13	vs. No. 15 Pacific	W	78-49	Austin, Texas
3/24/13	vs. No. 7 Illinois	W	63-59	Austin, Texas
3/28/13	vs. No. 3 Marquette	L	61-71	Washington, D.C.

2015-16 **No. 3 seed — South Region**

3/17/16	vs. No. 14 Buffalo	W	79-72	Providence, R.I.
3/19/16	vs. No. 11 Wichita State	W	65-57	Providence, R.I.
3/24/16	vs. No. 2 Villanova	L	69-92	Louisville, Ky.

2016-17 **No. 8 seed — Midwest Region**

3/17/17	vs. No. 9 Michigan State	L	58-78	Tulsa, Okla.
---------	--------------------------	---	-------	--------------

NCAA Tournament

NCAA Appearances	9
Overall Record	8-9
Sweet 16 Appearances	3

NCAA Finish

1959-60	First Round
1997-98	First Round
1998-99	Second Round
1999-2000	Sweet 16
2001-02	First Round
2007-08	Second Round
2012-13	Sweet 16
2015-16	Sweet 16
2016-17	First Round

Record	Win	Loss	Pct	First	Last
All-Time	8	9	0.471	1960	2017
First Round	5	3	0.625	1998	2017
Second Round	3	2	0.600	1999	2016
Sweet 16	0	3	0.000	2000	2016

Record

By Opponent	W	L
Arkansas	1	0
Buffalo	1	0
Illinois	1	0
Lafayette	1	0
Marquette	0	1
Michigan State	0	1
Missouri	0	1
Ohio State	1	0
Pacific	1	0
Purdue	0	1
St. Mary's	1	0
Texas	0	1
Tulsa	0	1
UCLA	0	1
Villanova	0	1
Western Kentucky	0	1
Wichita State	1	0

By Opponent Conf.	W	L
Big 12	0	2
BIG EAST	0	2
Big Ten	2	2
Big West	1	0
MAC	1	0
Missouri Valley	1	0
Ohio Valley	0	1
PAC-10	0	1
Patriot	1	0
SEC	1	0
WAC	0	1
West Coast	1	0

By Miami's Seed	W	L
No. 2	3	2
No. 3	2	1
No. 5	0	1
No. 6	2	1
No. 7	1	1
No. 8	0	1
No. 11	0	1

By Opponent's Seed	W	L
No. 2	0	2
No. 3	1	1
No. 6	0	1
No. 7	1	1
No. 9	0	1
No. 10	1	1
No. 11	2	0
No. 12	0	1
No. 14	1	0
No. 15	2	0

HISTORY

POSTSEASON TEAMS - NCAA

1959-60

NCAA Tournament

Season Record: 23-4

Bruce Hale, Head Coach

12/1	Rollins	W	110-86
12/3	Jacksonville	W	106-98
12/5	Tampa	W	98-65
12/9	at Houston	W	72-63
12/10	at Centenary	L	77-84
12/12	at Loyola (La.)	W	86-70
12/14	Murray State	W	92-80
12/19	Florida	W	79-77
12/21	at Miami (Ohio)	W	83-78
12/28	vs. BYU *	W	110-93
12/29	vs. Xavier *	W	87-69
1/2	South Carolina	W (OT)	107-106
1/7	at Iona	W	69-67
1/13	at Jacksonville	W (OT)	78-70
1/14	at Florida	W	70-65
1/16	at Florida State	W	93-91
1/23	Houston	L	79-88
1/29	Oklahoma City	W	97-84
2/2	at Rollins	W	90-79
2/3	at Tampa	W	74-73
2/4	at Stetson	W	94-86
2/6	at Florida Southern	W	88-71
2/11	Stetson	L	72-73
2/18	Florida Southern	W	121-85
2/22	Kentucky Wesleyan	W	104-95
2/27	Florida State	W	107-89
3/8	vs. Western Kentucky \$	L	84-107
Season Totals			2427-2192

* Hurricane Classic | \$ NCAA Tournament

NO.	PLAYER	POS.	YR.
11	Dave Landis	G	JR
12	Ron Godfrey	F	JR
13	Dick Hickox	G	JR
14	Dod Hammond	F	SO
15	Harry Manushaw	C	JR
20	Bruce Applegate	F	JR
22	Martin Snider	G	JR
23	Ken Allen	G	SO
24	Chris Stavreti	G	SO
25	Julie Cohen	G	SO
31	Jack Spisak	F	SO
32	Bruce Shapiro	G	SO

1997-98

NCAA Tournament

Season Record: 18-10 (11-7 BIG EAST)

Leonard Hamilton, Head Coach

11/14	at Southern Illinois	W	73-61
11/16	Florida Atlantic	W	69-47
11/21	Charlotte	W	89-72
11/24	Eastern Kentucky	W	86-64
11/29	at Jacksonville	W	74-70
12/2	Rutgers *	W	63-55
12/6	Georgetown *	W	66-56
12/12	Georgia State	W	80-64
12/22	at Memphis	W	65-57
12/27	vs. Georgia Tech @	L	61-69
12/31	at Seton Hall *	W	78-65
1/3	at Pittsburgh *	W	73-65
1/6	Connecticut *	W	76-67
1/10	at West Virginia *	L	84-98
1/13	at St. John's *	L	64-73
1/18	at Syracuse *	L	67-85
1/22	Villanova *	W	78-63
1/28	at Boston College *	W	67-57
1/31	at Villanova *	L	75-78
2/4	Providence *	W	64-54
2/10	Syracuse *	L	63-72
2/14	Notre Dame *	W	66-57
2/18	at Providence *	L	57-59
2/22	at Notre Dame *	W	65-59
2/24	Seton Hall *	L	71-76
2/28	West Virginia *	W	70-66
3/4	vs. Georgetown #	L	56-62
3/13	vs. UCLA \$	L	62-65
Season Totals:			1962-1836

@ Orange Bowl Classic | * BIG EAST Game

BIG EAST Tournament | \$ NCAA Tournament

NO.	PLAYER	POS.	YR.
3	Mike Byars-Dawson	G	FR
10	Kevin Norris	G	SR
11	Jeremiah Schlie	F	FR
13	Steve Frazier	G	SR
14	Todd Manuel	G	FR
15	Nick Donovan	F	JR
20	Charles Wiseman	G	SO
21	Mike Curcio	G	JR
22	Jaime Waggoner	G	SR
30	Vernon Jennings	G/F	SO
31	Johnny Hemsley	G/F	SO
32	Lucas Barnes	G/F	SO
34	Dwayne Wimbley	F	FR
40	Tim James	F	JR
44	Elton Tyler	F	FR
51	Mario Bland	F	SO

POSTSEASON TEAMS - NCAA

1998-99

NCAA Tournament — Second Round

Season Record: 23-7 (15-3 BIG EAST)

Leonard Hamilton, Head Coach

11/13	at Florida Atlantic	W	97-73
11/23	at Charlotte	L	59-66
11/27	Northern Iowa	W	78-69
12/5	at Kentucky	L	65-74
12/8	Boston College *	W	77-64
12/11	UCF	W	66-56
12/18	at Georgia State	W	76-55
12/22	Memphis	W	80-64
12/27	vs. Ohio State @	W	72-64
12/30	at Georgetown *	W	64-63
1/6	St. John's *	W	84-79
1/9	Notre Dame *	L	68-71
1/13	at Rutgers *	W	74-62
1/16	at West Virginia *	W	64-55
1/20	Connecticut *	L	68-70
1/24	at Boston College *	W	75-67
1/27	Seton Hall *	W	77-71
1/30	at Pittsburgh *	L	54-60
2/3	at St. John's *	W	73-70
2/6	Georgetown *	W	71-58
2/8	at Syracuse *	W	76-63
2/13	at Providence *	W	69-65
2/16	Villanova *	W	103-82
2/20	at Connecticut *	W	73-71
2/23	Pittsburgh *	W	85-52
2/27	Rutgers *	W	68-63
3/4	vs. Georgetown #	W	65-54
3/5	vs. St. John's #	L	59-62
3/12	vs. Lafayette \$	W	75-54
3/14	vs. Purdue \$	L	63-73
Season Totals:			2178-1950

@ Orange Bowl Classic | * BIG EAST Game
BIG EAST Tournament | \$ NCAA Tournament

NO.	PLAYER	POS.	YR.
3	Mike Byars-Dawson	G	SO
4	Michael Simmons	G	FR
5	John Salmons	F	FR
11	Jeremiah Schlie	F	SO
13	João Paulo Coelho	G	FR
14	Todd Manuel	G	SO
15	Nick Donovan	F	SR
30	Vernon Jennings	G/F	JR
31	Johnny Hemsley	G/F	JR
34	Dwayne Wimbley	F	SO
40	Tim James	F	SR
42	Kevin Houston	G/F	JR
44	Elton Tyler	F	SO
51	Mario Bland	F	JR

1999-2000

NCAA Tournament — Sweet 16

Season Record: 23-11 (13-3 BIG EAST)

BIG EAST Regular Season Co-Champions

Leonard Hamilton, Head Coach

11/19	at UCF	W	81-54
11/23	[/24] Monmouth	W	67-46
11/30	[/25] Bethune-Cookman	W	102-75
12/4	at Memphis	L	72-82
12/7	Charlotte	L	65-75
12/11	Hartford	W	97-61
12/18	vs. #7/9 North Carolina+	L	78-68
12/20	vs. Louisiana ^	L	60-66
12/21	vs. Detroit ^	W	68-64
12/22	vs. Illinois State ^	L	78-87
12/27	Florida Atlantic	W	89-52
12/29	Quinnipiac	W	80-66
1/5	West Virginia*	W	66-58
1/8	#7/8 Syracuse*	L	55-67
1/11	at Seton Hall*	W	71-64
1/15	at Georgetown*	L	61-65
1/17	at Villanova*	W	67-66
1/22	Boston College*	W	62-54
1/25	at Notre Dame*	W	63-49
1/29	#16/18 Kentucky	L	57-60
2/1	Pittsburgh*	W	64-60
2/5	at Rutgers*	W	58-52
2/7	Georgetown*	W	77-55
2/16	Providence*	L	45-47
2/19	at #18/18 Connecticut*	W	63-57
2/22	at West Virginia*	W	68-50
2/26	Notre Dame*	W	55-52
2/29	at Pittsburgh*	W	74-66
3/5	#18/21 St. John's*	W	74-70
3/9	[23] vs. Notre Dame#	W	61-58
3/10	[23] vs. #19/20 St. John's#L	W	57-58
3/17	[23/25] vs. Arkansas\$	W	75-71
3/19	[23/25] vs. #8/8 Ohio State\$	W	75-62
3/24	[23/25] vs. #18/19 Tulsa\$	L	71-80
Season Totals:			2346-2127

@ Orange Bowl Classic | ^ San Juan Shootout
* BIG EAST Game | # BIG EAST Tournament
\$ NCAA Tournament

NO.	PLAYER	POS.	YR.
0	Leroy Hurd	G/F	FR
3	Michael Simmons	G	SO
11	Jerry Schlie	F	JR
13	João Paulo Coelho	G	SO
25	Elton Tyler	F	JR
30	Vernon Jennings	G/F	SR
31	Johnny Hemsley	G/F	SR
33	James Jones	F	FR
34	Dwayne Wimbley	F	JR
45	John Salmons	F	SO
51	Mario Bland	F	JR

HISTORY

POSTSEASON TEAMS - NCAA

2001-02

NCAA Tournament

Season Record: 24-8 (10-6 BIG EAST)

Perry Clark, Head Coach

11/18	vs. Eastern Michigan ^	W	93-56
11/19	vs. UAB ^	W	81-79
11/20	vs. Clemson ^	W	67-65
11/24	Lafayette	W	79-69
11/26	Florida Atlantic	W	74-48
11/29	Howard	W	87-71
12/3	FIU	W	77-59
12/8	at Texas A&M	W	64-55
12/15	vs. #21/24 Indiana +	W	58-53
12/18	Florida A&M	W	90-62
12/22	Charlotte	W	64-56
12/27	[24/23] at LSU	W	68-61
12/30	[24/23] St. Francis (Pa.)	W	71-48
1/2	[21] at #23/24 Georgetown*	W	79-71
1/5	[21] at Connecticut*	L	75-76
1/8	[21/20] at St. John's*	L	60-71
1/12	[21/20] at Virginia Tech*	W	77-68
1/15	[24/20] Pittsburgh*	W2OT	76-69
1/19	[24/20] Providence*	WOT	102-96
1/24	[22/19] Villanova*	W	76-58
1/29	[15/16] Boston College*	L	65-70
2/2	[15/16] #17/22 Connecticut*	W	68-66
2/5	[12/11] at Villanova*	W	65-56
2/10	[12/11] at Boston College*	L	63-76
2/13	[13/11] St. John's*	W	79-56
2/17	[13/11] at Rutgers*	L	61-64
2/23	[17/13] Notre Dame*	L	77-90
2/26	[22/18] at Providence*	W	81-65
3/2	[22/18] Virginia Tech*	W	83-77
3/7	[21] vs. Georgetown #	W	84-76
3/8	[21] vs. #7 Pittsburgh #	L	71-76
3/14	[21] vs. Missouri \$	L	80-93
Season Totals:			2395-2156

^ Virgin Islands Paradise Jam

+ Orange Bowl Classic | * BIG EAST Game

BIG EAST Championship | \$ NCAA Tournament

NO.	PLAYER	POS.	YR.
1	Michael Simmons	G	JR
2	Kahleaf Watson	G	FR
4	Marcus Barnes	G	SO
5	John Salmons	F	SR
10	Brandon Okpalobi	G	SO
11	Jerry Schlie	F	SR
12	Rafael Berumen	F/C	JR
13	Paulo Coelho	G	JR
14	Rodrigue Djahue	F	SO
20	Danny Marakovits	G	SO
21	Darius Rice	F	SO
25	Elton Tyler	F/C	SR
33	James Jones	F	JR
34	William Frisby	F	SO

2007-08

NCAA Tournament — Second Round

Season Record: 23-11 (8-8 ACC)

Frank Haith, Head Coach

11/9	Florida Southern	W	104-61
11/15	vs. Marist ^	W	85-61
11/16	vs. VCU ^	W	69-63
11/18	vs. Providence ^	W	64-58
11/24	Morgan State	W	55-51
11/28	Alabama State	W	83-74
12/2	St. John's	W	66-47
12/8	at Fla. International	W	67-53
12/13	at Mississippi State	W	64-58
12/17	[22] Stetson	W	89-53
12/20	[22] North Florida	W	85-63
12/23	[22] North Carolina A&T	W	95-64
12/29	[19] vs. Winthrop +	L	70-76
1/2	Penn	W	88-62
1/12	[25] Georgia Tech*	W	78-68
1/15	[21/24] at Boston College*	L	66-76
1/19	[21/24] at NC State*	LOT	77-79
1/23	#5/4 North Carolina*	L	82-98
1/27	#/25 Clemson*	W	75-72
1/29	at Wake Forest*	L	68-70
2/2	at #3/3 Duke*	L	73-88
2/6	Florida State*	L	55-62
2/9	at Virginia Tech*	W	74-71
2/17	at Georgia Tech*	W	64-63
2/20	#5/4 Duke*	W	96-95
2/23	Maryland*	W	78-63
2/27	at Clemson*	L	69-79
3/1	Virginia*	W	95-93
3/5	Boston College*	W	74-61
3/8	at Florida State*	LOT	72-75
3/13	vs. NC State #	W	63-50
3/14	vs. Virginia Tech #	L	49-63
3/21	vs. St. Mary's (Calif.) \$	W	78-64
3/23	vs. #7/7 Texas \$	L	72-75
Season Totals:			2542-2309

^ Puerto Rico Tip-off | + Orange Bowl Classic

* ACC Game | # ACC Tournament

\$ NCAA Tournament

NO.	PLAYER	POS.	YR.
00	Jimmy Graham	F	JR
1	Lance Hurdle	G	JR
5	Eddie Rios	G	FR
10	Landon Glover	G	SR
21	Dwayne Collins	F	SO
22	Fabio Nass	F	SR
23	James Dews	G	SO
25	Jonathan Stratton	G	SR
30	Adrian Thomas	F	RSO
32	Brian Asbury	F	JR
33	Jack McClinton	G	JR
42	Raymond Hicks	F	SR
50	Anthony King	C	RSR

HISTORY

POSTSEASON TEAMS - NCAA

2012-13

NCAA Tournament — Sweet 16

Season Record: 29-7 (15-3 ACC)

Jim Larrañaga, Head Coach

11/9	Stetson	W	87-79
11/13	at Florida Gulf Coast	L	51-63
11/16	Jacksonville	W	73-57
11/24	Detroit	W	77-62
11/28	#13/14 Michigan State @	W	67-59
12/1	at UMass	W	75-62
12/14	Charlotte	W	77-46
12/18	at UCF	W	72-50
12/22	vs. Hawaii ^	W	73-58
12/23	vs. #4/5 Arizona ^	L	50-69
12/25	vs. Indiana State ^	LOT	55-57
1/2	La Salle	W	76-59
1/5	at Georgia Tech*	W	62-49
1/10	at North Carolina*	W	68-59
1/13	Maryland*	W	54-47
1/16	at Boston College*	W	60-59
1/23	[25] #1/1 Duke*	W	90-63
1/27	[25] Florida State*	W	71-47
1/30	[14/15] at Virginia Tech*	W	73-64
2/2	[14/15] at #19/19 NC State*	W	79-78
2/5	[8/11] Boston College*	W	72-50
2/9	[8/11] North Carolina*	W	87-61
2/13	[3/4] at Florida State*	W	74-68
2/17	[3/4] at Clemson*	W	45-43
2/19	[2/2] Virginia*	W	54-50
2/23	[2/2] at Wake Forest*	L	65-80
2/27	[5/7] Virginia Tech*	W	76-58
3/2	[5/7] at #3/3 Duke*	L	76-79
3/6	[6/7] Georgia Tech*	L	69-71
3/9	[6/7] Clemson*	W	62-49
3/15	[9/10] Boston College #	W	69-58
3/16	[9/10] NC State #	W	81-71
3/17	[9/10] North Carolina #	W	87-77
3/22	[5/4] Pacific \$	W	78-49
3/24	[5/4] Illinois \$	W	63-59
3/28	[5/4] #15/16 Marquette \$	L	61-71

^ Diamond Head Classic, Honolulu, Hawai'i
 @ ACC/Big Ten Challenge | * ACC Game
 # ACC Tournament (Atlanta, Ga.)
 \$ NCAA Tournament

NO.	PLAYER	POS.	YR.
0	Shane Larkin	G	SO
1	Durand Scott	G	SR
3	Steve Sorenson	G	FR
4	Trey McKinney Jones	G	SR
10	Raphael Akpejori	F	JR
12	Justin Heller	G	JR
15	Rion Brown	G	JR
21	Erik Swoope	F	JR
23	Tonye Jekiri	C	FR
25	Garrius Adams *	G	SR
35	Kenny Kadji	F/C	SR
42	Reggie Johnson	C	SR
45	Julian Gamble	F/C	SR

* Redshirt

2015-16

NCAA Tournament — Sweet 16

Season Record: 27-8 (13-5 ACC)

Jim Larrañaga, Head Coach

11/13	UT Rio Grande Valley	W	86-59
11/16	Louisiana	W	93-77
11/19	vs. Mississippi State ^	W	105-79
11/20	vs. No. 16 Utah ^	W	90-66
11/22	vs. No. 22/20 Butler ^	W	85-75
11/27	[15/19] Northeastern	L	77-78
12/1	[21] at Nebraska @	W	77-72 OT
12/5	[21] Charlotte	W	88-60
12/8	[17/20] RV Florida	W	66-55
12/19	[15/19] Co. of Charleston	W	85-63
12/22	[13/16] at La Salle	W	95-49
12/29	[13/15] Princeton	W	76-64
1/2	[13/15] Syracuse*	W	64-51
1/9	[12/11] Florida State*	W	72-59
1/12	[8/9] at #13/11 Virginia*	L	58-66
1/16	[8/9] at Clemson*	L	65-76
1/20	[15/14] at Boston College*	W	67-53
1/23	[15/14] Wake Forest*	W	77-63
1/25	[15/13] No. 24/20 Duke*	W	80-69
1/30	[15/13] at RV NC State*	L	69-85
2/3	[17/15] RV Notre Dame*	W	79-70
2/7	[17/15] at Georgia Tech*	W	75-68
2/9	[12/11] -/RV Pittsburgh*	W	65-63
2/14	[12/11] at Florida State*	W	67-65
2/17	[11/10] Virginia Tech*	W	65-49
2/20	[11/10] at No. 5/4 UNC*	L	71-96
2/22	[12/11] No. 3 Virginia*	W	64-61
2/27	[12/11] No. 11/- Louisville*	W	73-65
3/2	[7] at RV Notre Dame*	W	68-50
3/5	[7] at Virginia Tech*	L	62-77
3/10	[11] #3 vs. #6 Virginia Tech #	W	88-82
3/11	[11] vs. #2 No. 3 Virginia #	L	68-73
3/17	[10/11] #3 vs. #14 Buffalo \$	W	79-72
3/19	[10/11] vs. #11 Wichita State \$	W	65-57
3/24	[10/11] vs. #2 No. 6 Villanova \$	L	69-92

^ Puerto Rico Tip-Off
 @ Big Ten/ACC Challenge | * ACC Game
 # ACC Tournament (Atlanta, Ga.)
 \$ NCAA Tournament

NO.	PLAYER	POS.	YR.
0	Ja'Quan Newton	G	SO
3	Anthony Lawrence, Jr.	G	FR
5	Davon Reed	G	JR
10	Sheldon McClellan	G	RSR
12	James Palmer	G	SO
13	Angel Rodriguez	G	RSR
15	Ebuka Izundu	C	FR
20	Mike Robinson	G	FR
21	Kamari Murphy	F	RJR
23	Tonye Jekiri	C	SR
33	Ivan Cruz Uceda	F	SR
35	Chris Stowell	F	SR

HISTORY

POSTSEASON TEAMS - NCAA

2016-17

NCAA Tournament — First Round

Season Record: 21-12 (10-8 ACC)

Jim Larrañaga, Head Coach

11/11	Western Carolina	W	92-43
11/16	at North Florida	W	94-56
11/19	Penn	W	74-62
11/24	Stanford ^	W	67-53
11/25	#21/22 Iowa State ^	L	56-73
11/27	Florida ^	L	56-65
11/30	Rutgers @	W	73-61
12/3	Wofford %	W	74-57
12/6	South Carolina State	W	82-46
12/16	Florida Atlantic	W	76-56
12/22	George Washington >	W	72-64
12/28	Columbia	W	78-67
12/31	NC State *	W	81-63
1/4	at Syracuse *	L	55-70
1/12	#20 Notre Dame *	L	62-67
1/14	at Pittsburgh *	W	72-46
1/18	at Wake Forest *	L	79-96
1/21	at #18 Duke *	L	58-70
1/25	Boston College *	W	78-77
1/28	#9/6 North Carolina *	W	77-62
2/1	#15/16 Florida State *	L	57-75
2/4	at NC State *	W	84-79
2/8	Virginia Tech *	W	74-68
2/11	at #4 Louisville *	L	66-71
2/15	Georgia Tech *	W	70-61
2/18	Clemson *	W	71-65
2/20	at #18/19 Virginia *	W	54-48 OT
2/25	#10/11 Duke *	W	55-50
2/27	[25] at Virginia Tech *	L	61-66
3/4	[25] at #15/17 Florida State *	L	57-66
3/8	vs. Syracuse #	W	62-57
3/9	vs. #6 North Carolina #	L	53-78
3/17	vs. Michigan State \$	L	58-78

^ AdvoCare Invitational, Orlando, Fla.

@ ACC/Big Ten Challenge

% Hoophall Miami Invitational

* ACC Game

ACC Tournament (Brooklyn, N.Y.)

\$ NCAA Tournament (Tulsa, Okla.)

> 1,000th program victory

NO.	PLAYER	POS.	YR.
0	Ja'Quan Newton	G	JR
2	Mike Robinson	G	SO
3	Anthony Lawrence, Jr.	G	SO
4	Dejan Vasiljevic	G	FR
5	Davon Reed	G	SR
11	Bruce Brown	G	FR
14	Rodney Miller	C	FR
15	Ebuka Izundu	C	SO
20	Dewan Huell	F	FR
21	Kamari Murphy	F	RSR
32	Sam Waardenburg	F	FR
35	Chris Stowell	F	JR

NIT HISTORY

NIT Results (11-12)

1960-61

3/16/61 vs. St. Louis L 58-56 New York, N.Y.

1962-63

3/16/63 vs. St. Francis (N.Y.) W 71-70 New York, N.Y.
3/19/63 vs. Providence L 106-96 New York, N.Y.

1963-64

3/12/64 vs. St. Joseph's (Pa.) L 86-76 New York, N.Y.

1994-95

3/15/95 at Penn State L 62-56 University Park, Pa.

1996-97

3/13/97 at Michigan L 76-63 Ann Arbor, Mich.

2000-01

3/14/01 at Auburn L 60-58 Auburn, Ala.

2004-05

3/15/05 at South Carolina L 69-67 Columbia, S.C.

2005-06 **Miami - No. 3 Seed**

3/15/06 No. 6 Oklahoma State W 62-59 Coral Gables, Fla.
3/20/06 at No. 2 Creighton W 53-52 Omaha, Neb.
3/22/06 at No. 1 Michigan L 71-65 Ann Arbor, Mich.

2008-09 **Miami - No. 4 Seed**

3/18/09 at No. 5 Providence W 78-66 Providence, R.I.
3/20/09 at No. 1 Florida L 74-60 Gainesville, Fla.

2010-11 **Miami - No. 2 Seed**

3/16/11 No. 7 Florida Atlantic W 85-62 Coral Gables, Fla.
3/21/11 No. 3 Missouri State W 81-72 Coral Gables, Fla.
3/23/11 at No. 1 Alabama L 79-64 Tuscaloosa, Ala.

2011-12 **Miami - No. 2 Seed**

3/14/12 No. 7 Valparaiso W 66-50 Coral Gables, Fla.
3/19/12 No. 6 Minnesota L 78-60 Coral Gables, Fla.

2014-15 **Miami - No. 2 Seed**

3/17/15 No. 7 NC Central W 75-71 Coral Gables, Fla.
3/21/15 No. 6 Alabama W 73-66 Coral Gables, Fla.
3/24/15 No. 1 Richmond W 63-61 Richmond, Va.
3/31/15 No. 1 Temple W 60-57 New York City, N.Y.
4/2/15 No. 2 Stanford L 66-64 OT New York City, N.Y.

NIT Appearances - 12

1960-61	First Round	2004-05	First Round
1962-63	Second Round	2005-06	Quarterfinals
1963-64	First Round	2008-09	Second Round
1994-95	First Round	2010-11	Quarterfinals
1996-97	First Round	2011-12	Second Round
2000-01	First Round	2014-15	Finals

Record

By Opponent	W	L
Alabama	1	1
Auburn	0	1
Creighton	1	0
Florida	0	1
Florida Atlantic	1	0
Michigan	0	2
Minnesota	0	1
Missouri State	1	0
NC Central	1	0
Oklahoma State	1	0
Penn State	0	1
Providence	1	1
Richmond	1	0
South Carolina	0	1
St. Francis N.Y.	1	0
St. Joseph's Pa.	0	1
St. Louis	0	1
Stanford	0	1
Temple	1	0
Valparaiso	1	0

By Opponent's Conference (at time of game)

W	L
American	1 0
Big 12	1 0
Big East	1 0
Big Ten	0 4
Colonial	1 0
Horizon	1 0
Independents	0 1
Mid-Eastern	1 0
Missouri Valley	2 1
MTNY	1 0
Pac 12	0 1
SEC	1 4
Sun Belt	1 0

By Miami's Seed (Since 2005-06)

W	L
No. 2	7 3
No. 3	2 1
No. 4	1 1

By Opponent's Seed (Since 2005-06)

W	L
No. 1	2 3
No. 2	1 1
No. 3	1 0
No. 5	1 0
No. 6	2 1
No. 7	3 0

HISTORY

POSTSEASON TEAMS - NIT

1960-61

National Invitation Tournament

Season Record: 20-7

Bruce Hale, Head Coach

12/1	at Rollins	W	80-62
12/3	Tampa	W	93-64
12/6	at Santa Clara	L	65-66
12/8	at San Francisco	W	68-56
12/10	at BYU	L	80-112
12/15	Florida Southern	W	87-54
12/17	Florida	W	93-74
12/28	vs. Army !	W	82-75
12/29	vs. Holy Cross !	W	77-71
1/4	Miami (Ohio)	W (2OT)	102-100
1/7	at La Salle	L	74-88
1/11	at Florida	L	73-81
1/13	at Jacksonville	W (OT)	93-84
1/14	at Florida State	L	78-89
1/21	Houston	W	89-78
1/26	Centenary	W	86-74
1/30	Louisville	W	71-69
2/1	Rollins	W	103-75
2/3	at Stetson	W	91-84
2/4	at Florida Southern	W	92-80
2/11	Loyola (La.)	W	65-61
2/15	Stetson	W	91-84
2/18	at Tampa	W	108-99
2/20	Jacksonville	W	96-80
2/23	Morehead State	W	85-70
2/25	Florida State	W	75-73
3/16	vs. St. Louis \$	L	56-58
Season Totals:			2230-2036

! Hurricane Classic | \$ NIT

NO.	PLAYER	POS.	YR.
11	Carl Stavreti	G	SO
12	Ron Godfrey	F	SR
13	Dick Hickox	G	SR
14	Lee Woods	F	SO
15	Harry Manushaw	C	SR
20	Bruce Applegate	F	SR
21	Bruce Shapiro	G	JR
23	Ken Allen	G	SO
24	Chris Stavreti	G	JR
25	Julie Cohen	G	JR
31	Jack Spisak	F	JR
33	Lou Alix	F	SO
45	Mike McCoy	C	SO

1962-63

National Invitation Tournament

Season Record: 23-5

Bruce Hale, Head Coach

11/30	Florida	WOT	91-87
12/4	at Boston College	W	72-69
12/6	at Rhode Island	W	88-80
12/8	at Providence	W	82-75
12/13	Florida Southern	W	116-93
12/21	#/2 Duke	W	71-69
12/27	vs. Cornell !	W	94-85
12/28	vs. Pittsburgh !	W	86-85
1/3	[/15] at St. John's	W	67-59
1/4	[/15] at La Salle	L	76-78
1/9	at Jacksonville	W	103-91
1/10	at Florida	W	86-77
1/12	at Florida State	LOT	74-77
1/19	St. Peter's	W	99-75
1/24	Houston	W	71-70
1/29	at Tampa	W	78-76
1/30	[18] at Rollins	W	120-72
2/1	[18] at Stetson	L	64-66
2/2	[18] at Florida Southern	W	99-83
2/5	[18] Jacksonville	W	112-105
2/9	Louisville	W	112-84
2/12	Rollins	W	114-75
2/16	Loyola (N.O.)	L	77-84
2/18	Tampa	W	112-81
2/23	Florida State	W	99-70
2/26	Stetson	W	75-60
3/16	vs. St. Francis (N.Y.) \$	W	71-70
3/19	vs. Providence \$	L	96-106
Season Totals:			2505-2212

! Hurricane Classic | \$ NIT

NO.	PLAYER	POS.	YR.
11	Carl Stavreti	G	SR
12	Larry Kessler	G	SO
13	Bernie Butts	G	JR
14	Lee Woods	C	SR
15	Edward Fults	F	SO
20	Greg Meyer	C	SO
22	Charles Holiber	F	JR
23	Kenny Allen	G	SR
24	Rick Barry	F	SO
31	Jack Spisak	F	SR
32	Wayne Beckner	F	SO
45	Mike McCoy	C	SR

POSTSEASON TEAMS - NIT

1963-64

National Invitation Tournament

Season Record: 20-7

Bruce Hale, Head Coach

12/3	Tampa	W	101-95
12/7	Florida	W	95-79
12/10	at Santa Clara	L	77-86
12/12	at St. Mary's (Calif.)	L	101-86
12/14	at Nevada	WOT	81-78
12/17	San Francisco	W	95-83
12/19	Rollins	W	108-90
12/27	vs. Army*	W	79-71
12/28	vs. Syracuse*	LOT	85-86
1/4	Rhode Island	W	105-88
1/8	Jacksonville	W	97-92
1/9	at Florida	L	91-114
1/11	at Florida State	L	78-80
1/18	Memphis State	W	78-69
1/23	La Salle	W	121-99
1/28	at Rollins	W	127-85
1/29	at Tampa	W	134-104
1/31	at Stetson	W	81-75
2/1	at Florida Southern	W	85-78
2/4	Jacksonville	W	117-92
2/10	Creighton	L	94-124
2/13	at Houston	L	83-93
2/15	at Loyola (N.O.)	WOT	97-90
2/18	Florida Southern	W	120-79
2/22	Stetson	W	87-70
2/29	Florida State	W	82-80
3/12	vs. St. Joseph's (Pa.) \$	L	76-86
Season Totals:			2575-2352

! Hurricane Classic | \$ NIT

NO.	PLAYER	POS.	YR.
12	Larry Kessler	G	JR
13	Bernie Butts	G	SR
15	Charles Holiber	F	SR
20	Clark Connors	F	SO
22	John Bates	F	SO
24	Rick Barry	F	JR
25	Bob Green	G	SO
31	John Dampier	G	JR
32	Wayne Beckner	F	JR
33	Don Patrican	C	SO
34	Charles Grob	C	SO
45	Stewart Marcus	F	SO

1994-95

National Invitation Tournament

Season Record: 15-13 (9-9 BIG EAST)

Leonard Hamilton, Head Coach

11/25	Northeastern Illinois	W	66-48
11/28	Florida Atlantic	W	76-59
11/30	Robert Morris	W	66-51
12/6	#19/19 Syracuse*	L	65-83
12/10	Florida A&M	W	67-53
12/20	at Clemson	L	55-75
12/28	UNLV+	L	55-56
12/30	Fordham	W	55-43
1/2	at Seton Hall*	L	54-72
1/7	at #12/13 Georgetown*	L	64-71
1/11	at St. John's*	W	82-79
1/18	at Providence*	W	81-75
1/21	Boston College*	W	69-68
1/25	#22/25 Villanova*	L	62-92
1/28	at #6/6 Syracuse*	L	51-76
1/31	at #4/5 Connecticut*	L	57-82
2/4	#13/13 Georgetown*	W	67-61
2/7	at #16/18 Villanova*	L	63-73
2/11	Providence*	W	69-63
2/13	St. John's*	W	71-69
2/18	at Pittsburgh*	L	61-67
2/22	Seton Hall*	W	61-57
2/25	at Boston College*	WOT	77-71
2/28	Pittsburgh*	WOT	76-68
3/2	at Florida Atlantic	W	80-70
3/4	#4/5 Connecticut*	L	67-75
3/10	vs. #24 Georgetown #	L	58-69
3/15	at Penn State \$	L	56-62
Season Totals:			1831-1888

+ Orange Bowl Basketball Classic | * BIG EAST Game
BIG EAST Tournament | \$ NIT

NO.	PLAYER	POS.	YR.
0	Steve Frazier	G	SO
3	Alex Fraser	F	SO
5	Steve Rich	F	JR
10	Anthony Rosa	G	SO
11	Torey McCormick	G	SO
12	Kevin Norris	G	FR
13	Chuck Barker	G	FR
20	Mitchell Dunn	G	JR
21	Steven Edwards	G	JR
22	Jaime Waggoner	G	FR
33	Constantin Popa	C	SR
50	Brad Timpf	F	SO
52	Lorenzo Pearson	F	JR
55	Will Davis	C	SO

HISTORY

POSTSEASON TEAMS - NIT

1996-97

National Invitation Tournament

Seas on Record: 16-13 (9-9 BIG EAST)

Leonard Hamilton, Head Coach

11/22	Buffalo	W	78-61
11/24	Florida Atlantic	W	83-74
11/29	at UNLV	L	43-55
12/3	St. John's*	L	57-61
12/7	#19/17 Syracuse*	W	67-63
12/13	Hartford	W	74-58
12/18	Jacksonville	W	74-57
12/22	at Tennessee	L	65-78
12/28	vs. DePaul+	W	61-45
12/30	Lehigh	W	68-32
1/2	at #25/25 Boston College*	W	65-62
1/4	at Georgetown*	W	69-67
1/8	at Pittsburgh*	L	72-76
1/11	at #8/7 Villanova*	W	61-59
1/15	Providence*	W	71-69
1/18	Georgetown*	WOT	68-65
1/22	Connecticut*	W	69-46
2/2	at Rutgers*	L	59-60
2/5	Pittsburgh*	W	78-63
2/8	Rutgers*	W	53-50
2/10	at Seton Hall*	W	61-51
2/15	at Connecticut*	L	52-72
2/19	Boston College*	L	57-59
2/22	at St. John's*	L	73-77
2/25	at Notre Dame*	L	60-69
3/1	West Virginia*	L	54-82
3/5	vs. St. John's #	WOT	76-68
3/6	vs. Georgetown #	L	59-63
3/13	vs. Michigan \$	L	63-76
Season Totals:			1105-1126

+ Orange Bowl Classic | * BIG EAST Game
BIG EAST Tournament | \$ NIT

NO.	PLAYER	POS.	YR.
0	Steve Frazier	G	SR
3	Alex Fraser	F	SR
10	Anthony Rosa	G	SR
11	Torey McCormick	G	SR
12	Kevin Norris	G	JR
15	Nick Donovan	C	SO
20	Mike Curcio	G	SO
22	Jaime Waggoner	G	JR
30	Vernon Jennings	G/F	FR
31	Johnny Hemsley	G/F	FR
32	Lucas Barnes	G/F	FR
33	Clifton Clark	G/F	SR
40	Tim James	F	SO
51	Mario Bland	F	FR
55	Will Davis	C	SR

2000-01

National Invitation Tournament

Season Record: 16-13 (8-8 BIG EAST)

Perry Clark, Head Coach

11/18	at Florida Atlantic	W	76-59
11/21	Columbia	W	65-41
11/25	Northeastern	W	92-86
11/28	at Charlotte	L	63-95
12/4	at #14/12 North Carolina	L	45-67
12/9	UCF	W	83-72
12/16	vs. Nebraska+	L	64-72
12/18	Eastern Illinois	W	83-73
12/21	Memphis	W	66-57
12/27	Lehigh	W	71-52
12/29	Tennessee-Martin	W	70-54
1/3	at Pittsburgh*	L	51-62
1/7	Boston College*	L	72-73
1/10	at Virginia Tech*	L	74-85
1/13	at #24 Boston College*	L	73-82
1/16	at Providence*	W	78-64
1/20	#15/15 Connecticut*	W	77-74
1/22	at St. John's*	LOT	63-67
1/28	Providence*	L	70-80
2/1	#22/25 Seton Hall*	W	72-66
2/6	Virginia Tech*	W	86-61
2/10	St. John's*	L2OT	79-85
2/13	at #10/7 Syracuse*	W	68-57
2/17	at Villanova*	W	80-62
2/24	at Connecticut*	L	53-60
2/28	West Virginia*	W	73-66
3/3	Villanova*	W	65-53
3/7	vs. Pittsburgh #	L	69-78
3/14	vs. Auburn \$	L	58-60
Season Totals:			2039-1963

+ Orange Bowl Classic | * BIG EAST Game
BIG EAST Tournament | \$ NIT

NO.	PLAYER	POS.	YR.
0	Leroy Hurd	G/F	SO
1	Michael Simmons	G	SO
3	Joe Gordon	G	JR
4	Marcus Barnes	G	FR
5	John Salmons	F	JR
10	Orlando Gonzalez	G	SR
11	Jerry Schlie	F	JR
12	Brandon Okpalobi	G	FR
14	Rodrigue Djahue	F	FR
20	Danny Marakovits	G	FR
21	Darius Rice	F	FR
32	Dwayne Wimbley	C	SR
33	James Jones	F	SO

POSTSEASON TEAMS - NIT

2004-05

National Invitation Tournament

Season Record: 16-13 (7-9 ACC)

Frank Haith, Head Coach

11/20	Wofford	W	67-64
11/23	South Carolina State	L	50-60
11/27	vs. Xavier +	LOT	70-83
11/29	Florida Atlantic	W	84-68
12/4	at #19/18 Florida	W	72-65
12/7	at FIU	W	80-67
12/12	Massachusetts	W	80-53
12/18	Stetson	W	81-50
12/23	Tennessee Tech	W	69-57
12/30	Appalachian State	W	80-63
1/2	Norfolk State	W	76-58
1/6	at #9/10 Georgia Tech*	L	69-80
1/9	#/24 NC State*	W	67-66
1/12	at Virginia*	W	91-80
1/15	Florida State*	W	64-63
1/19	#4/4 Duke*	L	83-92
1/22	at #6/6 North Carolina*	L	67-87
1/26	Clemson*	W	69-65
1/29	at #5/5 Wake Forest*	L	82-94
2/2	Virginia Tech*	L	63-73
2/5	#22/24 Maryland*	WOT	75-73
2/12	at Clemson*	W	83-77
2/15	#5/5 Wake Forest*	L	63-68
2/19	at Virginia Tech*	L	58-71
2/22	at Florida State*	W	65-49
2/26	Georgia Tech*	L	72-76
3/3	at #6/6 Duke*	L	59-83
3/10	vs. Virginia #	L	65-66
3/15	at South Carolina \$	L	67-69
Season Totals:			2071-2020

+ Orange Bowl Classic | * ACC game

ACC Tournament | \$ NIT

NO.	PLAYER	POS.	YR.
2	Gary Hamilton	F/C	JR
3	Lee Butler	G	JR
4	Antoine Mayhand	G	FR
10	Brandon Okpalobi	G	SR
11	Eric Wilkins	G	JR
12	Anthony Harris	G	SO
13	Guillermo Diaz	G	SO
21	Jonathan Stratton	G	FR
22	Robert Hite	G	JR
34	William Frisby	F	SR
42	Raymond Hicks	F	FR
44	Keaton Copeland	F	JR
50	Anthony King	F/C	SO
55	Glenn Batemon	C	JR

2005-06

National Invitation Tournament — Quarterfinals

Season Record: 18-16 (7-9 ACC)

Frank Haith, Head Coach

11/13	vs. Texas-Arlington !	W	76-65
11/14	vs. Air Force !	L	53-57
11/15	vs. Green Bay !	W	80-54
11/19	Morgan State	W	83-51
11/22	North Carolina A&T	W	87-62
11/27	at Temple	L	56-73
11/29	at Michigan @	L	53-74
12/3	Birmingham Southern	W	82-55
12/10	Wofford	W	71-40
12/18	at #21/19 NC State*	L	69-81
12/22	#5/5 Florida	L	67-77
12/27	Stetson	W	65-56
12/31	vs. #10/10 Louisville+	L	43-58
1/2	Sacred Heart	W	63-57
1/7	#14/12 Maryland*	W	84-70
1/14	at #20/20 North Carolina*	W	81-70
1/18	Clemson*	W	62-38
1/21	#21/21 Boston College*	L	61-65
1/24	at Virginia*	L	51-71
1/29	at Florida State*	WOT	84-78
1/31	Wake Forest*	W	78-69
2/4	at Georgia Tech*	W	70-53
2/8	#16/15 NC State*	L2OT	77-86
2/12	#23/24 North Carolina*	L	70-80
2/16	at #13/15 Boston College*	L	54-65
2/19	at #2/2 Duke*	L	71-92
2/22	Virginia Tech*	W	70-59
3/1	at Maryland*	L	61-65
3/5	Florida State*	L	64-67
3/9	vs. Clemson #	W	66-63
3/10	vs. #3/3 Duke #	L	76-80
3/15	Oklahoma State \$	W	62-59
3/20	at Creighton \$	W	53-52
3/22	at Michigan \$	L	65-71
Season Totals:			2308-2213

! BCA Classic | + Orange Bowl Classic

@ ACC/Big Ten Challenge | * ACC Game

ACC Tournament | \$ NIT

NO.	PLAYER	POS.	YR.
00	Jimmy Graham	F	FR
2	Gary Hamilton	F/C	SR
3	Lee Butler	G	SR
11	Eric Wilkins	G	SR
12	Anthony Harris	G	JR
13	Guillermo Diaz	G	JR
15	Denis Clemente	G	FR
21	Jonathan Stratton	G	SO
22	Robert Hite	G	SR
30	Adrian Thomas	F	FR
32	Brian Asbury	G	FR
42	Raymond Hicks	F	SO
44	Keaton Copeland	F	SR
50	Anthony King	F/C	JR

POSTSEASON TEAMS - NIT

2008-09

National Invitation Tournament — Second Round

Season Record: 19-13 (7-9 ACC)

Frank Haith, Head Coach

11/15	[17/16] Florida Southern	W	96-60
11/21	[17/16] vs. Southern Miss ^	W	70-60
11/23	[17/16] vs. #2/2 UConn ^	L	63-76
11/24	[22/21] vs. San Diego ^	W	80-45
11/29	[22/21] Stetson	W	79-65
12/2	[21/22] Ohio State @	L	68-73
12/6	[21/22] at Kentucky	W	73-67
12/12	[/25] Fla. International	W	76-50
12/14	[/25] Robert Morris	W	70-62
12/21	#25/25 Clemson*	L	72-91
12/27	at St. John's	W	70-56
12/31	North Florida	W	94-41
1/3	NC Central	W	76-42
1/5	Florida Atlantic	W	85-69
1/10	at #24/17 Boston College*	W	77-71
1/14	Maryland*	W	62-60
1/17	at #5/6 North Carolina*	L	65-82
1/21	Florida State*	W	75-69
1/25	Virginia Tech*	LOT	83-88
1/27	at NC State*	LOT	81-84
1/31	at Maryland*	L	68-73
2/4	#7/6 Wake Forest*	W	79-52
2/7	at #4/3 Duke*	LOT	75-78
2/15	#3/3 North Carolina*	L	65-69
2/18	at Florida State*	L	67-80
2/21	Boston College*	W	69-58
2/26	at Virginia*	W	62-55
3/4	at Georgia Tech*	L	68-78
3/7	NC State*	W	72-64
3/12	vs. Virginia Tech #	L	47-65
3/18	at Providence \$	W	78-66
3/20	at Florida \$	L	60-74
Season Totals:			2325-2123

^ Paradise Jam | @ ACC/Big Ten Challenge

* ACC Game | # ACC Tournament | \$ NIT

NO.	PLAYER	POS.	YR.
00	Jimmy Graham	F	SR
1	Lance Hurdle	G	SR
5	Eddie Rios	G	SO
20	Cyrus McGowan	F	JR
21	Dwayne Collins	F	JR
23	James Dews	G	JR
25	Ryan Quigtar	G	FR
30	Adrian Thomas	F	JR-R
31	DeQuan Jones	G/F	FR
32	Brian Asbury	F	SR
33	Jack McClinton	G	SR
45	Julian Gamble	C	FR

2010-11

National Invitation Tournament — Quarterfinals

Season Record: 21-15 (6-10 ACC)

Frank Haith, Head Coach

11/12	Jacksonville	W	89-77
11/15	at #19/19 Memphis	L	68-72
11/19	NC Central	W	88-65
11/21	at Rutgers	L	45-61
11/24	McNeese State	W	79-59
11/27	at FGCU	W	87-75
11/30	Ole Miss	W	86-73
12/4	West Virginia	W	79-76
12/12	Stetson ^	W	68-54
12/18	vs. UCF +	L	78-84
12/21	vs. Oral Roberts ^	W	69-56
12/22	vs. Rice ^	W	73-67
12/23	vs. Akron ^	W	69-61
12/30	Pepperdine	W	94-59
1/2	at #1/1 Duke*	L	63-74
1/8	at Clemson*	L	72-79
1/15	Boston College*	W	72-71
1/19	Florida State*	L	53-55
1/23	at NC State*	L	70-72
1/26	North Carolina*	L	71-74
1/30	at Virginia Tech*	L	68-72
2/3	Georgia Tech*	W	59-57
2/5	Virginia*	WOT	70-68
2/9	at Wake Forest*	W	74-73
2/13	#5/5 Duke*	L	71-81
2/15	at UNC Greensboro	W	78-58
2/20	Clemson*	L	59-63
2/23	at Boston College*	W	73-64
2/26	at Florida State*	L	59-65
3/2	Maryland*	W	80-66
3/6	at Georgia Tech*	L	57-66
3/10	vs. Virginia #	WOT	69-62
3/11	vs. #6/7 North Carolina #	L	59-61
3/16	Florida Atlantic \$	W	85-62
3/21	Missouri State \$	W	81-72
3/23	at Alabama \$	L	79-64
Season Totals:			2579-2433

^ Las Vegas Holiday Hoops Classic (Las Vegas, Nev.)

+ Orange Bowl Classic (Sunrise, Fla.) | * ACC Game # ACC Tournament (Greensboro, N.C.) | \$ NIT

NO.	PLAYER	POS.	YR.
1	Durand Scott	G	SO
3	Malcolm Grant	G	JR
10	Raphael Akpejiori	F	FR
11	Ryan Quigtar	G	JR
12	Justin Heller	G	FR
15	Rion Brown	G	FR
25	Garrius Adams	G	SO
30	Adrian Thomas	F	GR
31	DeQuan Jones	G/F	JR
32	Erik Swoope	F	FR
42	Reggie Johnson	C	SO
45	Julian Gamble	F/C	JR

POSTSEASON TEAMS - NIT

2011-12

National Invitation Tournament — Second Round

Season Record: 20-13 (9-7 ACC)

Jim Larrañaga, Head Coach

11/11	Tennessee Tech	W	69-58
11/15	Rutgers	W	72-57
11/19	UNF	W	75-62
11/22	FGCU	W	60-50
11/25	at Ole Miss	LOT	61-64
11/29	at Purdue @	L	65-76
12/3	UMass	W	83-75
12/6	#21/20 Memphis	L	54-71
12/10	at West Virginia	L	66-77
12/17	vs FAU +	WOT2	93-90
12/22	at Charlotte	W	76-61
12/30	Appalachian State	W	84-54
1/2	UNC Greensboro	W	99-89
1/7	at #21/23 Virginia*	L	51-52
1/10	at #3/3 North Carolina*	L	56-73
1/18	Clemson*	W	76-73
1/22	NC State*	L	73-78
1/24	at Georgia Tech*	W	64-49
1/29	at Boston College*	W	76-54
2/1	Maryland*	WOT2	90-86
2/5	at #7/5 Duke*	WOT	78-74
2/9	Virginia Tech*	W	65-49
2/11	at #15/17 Florida State*	L	59-64
2/15	#8/7 North Carolina*	L	64-73
2/18	Wake Forest*	W	74-56
2/21	at Maryland*	L	70-75
2/26	#15/16 Florida State*	W	78-62
2/29	at NC State*	L	73-77
3/3	Boston College*	W	77-56
3/8	at Georgia Tech #	W	54-36
3/9	vs #17/17 Florida State #	L	71-82
3/14	Valparaiso \$	W	66-50
3/19	Minnesota \$	L	60-78
Season Totals:			2332-2181

+ Orange Bowl Classic (Sunrise, Fla.)
 @ ACC/Big Ten Challenge | * ACC Game
 # ACC Tournament (Atlanta, Ga.) | \$ NIT

NO.	PLAYER	POS.	YR.
0	Shane Larkin	G	FR
1	Durand Scott	G	JR
2	Bishop Daniels	G	FR
3	Malcolm Grant	G	SR
4	Trey McKinney Jones	G	JR
5	DeQuan Jones	G/F	SR
10	Raphael Akpejori	F	SO
11	Ryan Quiglar	G	SR
12	Justin Heller	G	SO
15	Rion Brown	G	SO
21	Erik Swoope	F	SO
25	Garrison Adams	G	JR
35	Kenny Kadji	F/C	JR
42	Reggie Johnson	C	JR
45	Julian Gamble	F/C	SR

2014-15

National Invitation Tournament — Finals

Season Record: 25-13 (10-8 ACC)

Jim Larrañaga, Head Coach

11/14	[RV] Howard	W	84-49
11/17	[RV] at #8/7 Florida	W	69-67
11/20	[-/RV] vs. Drexel ^	W	66-46
11/21	[-/RV] vs. Akron ^	W	79-51
11/23	[-/RV] vs. Charlotte ^	W	77-58
11/25	[17/20] at Charlotte ^	W	77-74
11/28	[17/20] South Alabama	W	87-75
12/2	[15] #24/25 Illinois @	W	70-61
12/6	[15] Green Bay	L	55-68
12/8	[20/21] Savannah State	W	70-39
12/19	[18/19] Eastern Kentucky	L	44-72
12/22	[RV/RV] vs. Providence %	L	76-62
12/30	College of Charleston	W	67-40
1/3	#3/3 Virginia *	LOT2	80-89
1/10	Boston College *	W	60-56
1/13	at #4/4 Duke *	W	90-74
1/17	at #12/12 Notre Dame *	L	70-75
1/22	[RV/RV] NC State *	W	65-60
1/24	[RV/RV] at Syracuse *	W	66-62
1/28	[23] Georgia Tech *	L	50-70
2/1	[23] at Florida State *	L	54-55
2/3	#9/8 Louisville *	L	55-63
2/8	Clemson *	W	56-45
2/11	at Wake Forest *	L	70-72
2/16	at Boston College *	WOT2	89-86
2/18	Virginia Tech *	W	76-52
2/21	at #12/12 Louisville *	L	53-55
2/25	Florida State *	W	81-77
2/28	#15/18 North Carolina *	L	64-73
3/4	at Pittsburgh *	W	67-63
3/7	at Virginia Tech *	W	82-61
3/11	vs. Virginia Tech #	W	59-49
3/12	vs. #11/9 Notre Dame #	L	63-70
3/17	vs. #7/7 NC Central \$	W	75-71
3/21	vs. Alabama \$	W	73-66
3/24	at Richmond \$	W	63-61
3/31	vs. Temple \$	W	60-57
4/2	vs. Stanford \$	LOT	66-64

^ Charleston Classic, S.C. | @ ACC-Big Ten Challenge
 % Brooklyn Holiday Hoops Invitational, N.Y.
 * ACC game | # ACC Tournament (Greensboro, N.C.)
 \$ NIT

NO.	PLAYER	POS.	YR.
0	Ja'Quan Newton	G	Fr.
1	Deandre Burnett	G	RFr.
2	Joe Thomas	F	Gr.
5	Davon Reed	G	So.
10	Sheldon McClellan	G	RJr.
11	Mike Fernandez	G	So.
12	James Palmer	G	Fr.
13	Angel Rodriguez	G	RJr.
20	Manu Lecomte	G	So.
21	Kamari Murphy *	F	Jr.
22	Omar Sherman	F	Fr.
23	Tonye Jekiri	C	Jr.
33	Ivan Cruz Uceda	F	Jr.
35	Chris Stowell	F	Fr.

HISTORY

ACC TOURNAMENT HISTORY

ACC Tournament Record: 14-12

2004-05 **MCI Center, Washington, D.C.**
 3/10/05 No. 11 Virginia L 66-65 First Round

2005-06 **Miami - No. 8 Seed** **Greensboro Coliseum, Greensboro, N.C.**
 3/9/06 No. 9 Clemson W 66-63 First Round
 3/10/06 No. 1 #3 Duke L 80-76 Quarterfinals

2006-07 **Miami - No. 12 Seed** **St. Pete Times Forum, Tampa, Fla.**
 3/8/07 No. 5 #17/21 Maryland W 67-62 First Round
 3/9/07 No. 4 Boston College L 74-71 (OT) Quarterfinals

2007-08 **Miami - No. 5 Seed** **Charlotte Bobcats Arena, Charlotte, N.C.**
 3/13/08 No. 12 NC State W 63-50 First Round
 3/14/08 No. 4 Virginia Tech L 63-49 Quarterfinals

2008-09 **Miami - No. 9 Seed** **Georgia Dome, Atlanta, Ga.**
 3/12/09 No. 8 Virginia Tech L 65-47 First Round

2009-10 **Miami - No. 12 Seed** **Greensboro Coliseum, Greensboro, N.C.**
 3/11/10 No. 5 Wake Forest W 83-62 First Round
 3/12/10 No. 4 Virginia Tech W 70-65 Quarterfinals
 3/13/10 No. 1 Duke L 77-74 Semifinals

2010-11 **Miami - No. 9 Seed** **Greensboro Coliseum, Greensboro, N.C.**
 3/10/11 No. 8 Virginia W 69-62 (OT) First Round
 3/11/11 No. 1 #6/7 North Carolina L 61-59 Quarterfinals

2011-12 **Miami - No. 6 Seed** **Philips Arena, Atlanta, Ga.**
 3/8/12 No. 11 Georgia Tech W 54-36 First Round
 3/9/12 No. 3 #17 Florida State L 82-71 Quarterfinals

2012-13 **Miami - No. 1 Seed** **Greensboro Coliseum, Greensboro, N.C.**
 3/15/13 [9/10] No. 8 Boston College W 69-58 Quarterfinals
 3/16/13 [9/10] No. 5 NC State W 81-71 Semifinals
 3/17/13 [9/10] No. 3 North Carolina W 87-77 Finals

2013-14 **Miami - No. 10 Seed** **Greensboro Coliseum, Greensboro, N.C.**
 3/12/14 No. 15 Virginia Tech W 57-53 First Round
 3/13/14 No. 7 NC State L 67-58 Second Round

2014-15 **Miami - No. 6 Seed** **Greensboro Coliseum, Greensboro, N.C.**
 3/11/15 No. 14 Virginia Tech W 59-49 Second Round
 3/12/15 No. 3 #11/9 Notre Dame L 70-63 Quarterfinals

2015-16 **Miami - No. 3 Seed** **Verizon Center, Washington, D.C.**
 3/10/16 [11] No. 6 Virginia Tech W 88-82 Quarterfinals
 3/11/16 [11] No. 2 #4 Virginia L 73-68 Semifinals

2016-17 **Miami - No. 9 Seed** **Barclays Center, Brooklyn, N.Y.**
 3/08/17 No. 8 Syracuse W 62-57 Second Round
 3/09/17 No. 1 North Carolina L 53-78 Quarterfinals

[] - Miami's Top 25 Rank
 # - Opponent's Top 25 Rank

	W	L
All-Time	14	12
Finals	1	0
Semifinals	1	2
Quarterfinals	3	7
Second Round	2	1
First Round	7	2

By Opponent	W	L
Boston College	1	1
Clemson	1	0
Duke	0	2
Florida State	0	1
Georgia Tech	1	0
Maryland	1	0
North Carolina	1	2
NC State	2	1
Notre Dame	0	1
Syracuse	1	0
Virginia	1	2
Virginia Tech	4	2
Wake Forest	1	0

By Miami's Seed	W	L
No. 1	3	0
No. 3	1	1
No. 5	1	1
No. 6	2	3
No. 8	1	1
No. 9	2	3
No. 10	1	1
No. 12	3	2

By Opponent's Seed (Since 2010-11)	W	L
No. 1	0	4
No. 2	0	1
No. 3	1	2
No. 4	1	2
No. 5	3	0
No. 6	1	0
No. 7	0	1
No. 8	3	1
No. 9	1	0
No. 11	2	0
No. 12	1	0
No. 14	1	0
No. 15	1	0

HISTORY

ALL-AMERICANS

Dick Hickox, 1960

AP Second Team, UPI Second Team

YEAR	GP	FG-FGA	FG%	FT-FTA	FT%	REB	RPG	PTS	PPG
1958-59	25	161-378	.426	131-162	.809	98	3.9	453	18.1
1959-60	27	219-460	.476	158-198	.798	100	3.7	596	22.1
1960-61	27	180-437	.412	120-152	.788	138	5.1	480	17.8
TOTALS	79	560-1275	.439	409-512	.799	336	4.3	1529	19.4

Rick Barry, 1965

Consensus First Team

YEAR	GP	FG-A	FG%	FT-FTA	FT%	REB	RPG	PTS	PPG
1962-63	24	162-341	.475	131-158	.829	351	14.6	455	19.0
1963-64	27	314-572	.549	242-287	.843	448	16.6	870	32.1
1964-65	26	340-651	.522	292-341	.859	475	18.3	973	37.4
TOTALS	77	816-1564	.522	665-786	.846	1274	16.5	2298	29.8

Don Curnutt, 1970

AP Second Team, UPI Second Team

YEAR	GP	FG-A	FG%	FT-FTA	FT%	REB	RPG	PTS	PPG
1967-68	28	268-559	.480	99-120	.825	64	2.3	635	22.7
1968-69	24	262-613	.428	138-170	.812	72	3.0	662	27.6
1969-70	25	283-644	.439	143-166	.861	54	2.2	709	28.4
TOTALS	77	813-1816	.448	380-456	.833	190	2.5	2006	26.1

Tim James, 1999

AP Third Team, NABC Third Team

YEAR	GP	FG-A	FG%	3FG-A	3FG%	FT-FTA	FT%	REB	RPG	PTS	PPG
1995-96	28	117-221	.529	2-6	.333	46-85	.541	151	5.4	282	10.1
1996-97	29	165-380	.434	2-8	.250	73-120	.608	196	6.8	405	14.0
1997-98	28	184-379	.485	4-17	.235	97-144	.674	263	9.4	469	16.8
1998-99	30	215-451	.477	12-41	.293	115-165	.697	246	8.2	557	18.6
TOTALS	115	681-1431	.476	20-72	.278	331-514	.644	856	7.4	1713	14.9

Shane Larkin, 2013

AP Second Team, NABC Second Team, John Wooden All-American, The Sporting News Third Team, Lute Olson All-American, Lefty Driesell Defensive All-American

YEAR	GP	FG-A	FG%	3FG-A	3FG%	FT-FTA	FT%	REB	RPG	PTS	PPG
2011-12	32	73-203	.360	32-99	.323	60-70	.857	80	2.5	52	7.4
2012-13	36	183-382	.479	69-170	.406	87-112	.777	138	3.8	522	14.5
TOTALS	68	256-585	.438	101-269	.375	147-182	.808	218	3.2	760	11.2

HISTORY

NBA & ABA DRAFTS

UM Players Selected in the NBA Draft

Player	Team	Year	Rd-Overall pick
Dick Miani	New York Knicks	1956	Knicks' 10th selection
Mike McCoy	Detroit Pistons	1963	3rd Round-21st overall
Rick Barry	San Francisco Warriors	1965	1st Round-2nd overall
Mike Wittman	St. Louis Hawks	1967	5th Round-49th overall
Rusty Parker	Atlanta Hawks	1968	5th Round-61st overall
Bill Soens	Philadelphia 76ers	1968	11th Round-145th overall
Don Curnutt	New York Knickers	1970	10th Round-170th overall
Wayne Canady	Portland Trail Blazers	1970	15th Round-218th overall
Willie Allen	Baltimore Bullets	1971	4th Round-60th overall
Tito Horford	Milwaukee Bucks	1988	2nd Round-39th overall
Joe Wylie	Los Angeles Clippers	1991	2nd Round-38th overall
Constantin Popa	Los Angeles Clippers	1995	2nd Round-53rd overall
Tim James	Miami Heat	1999	1st Round-25th overall
John Salmons	San Antonio Spurs	2002	1st Round-26th overall
James Jones	Indiana Pacers	2003	2nd Round-49th overall
Guillermo Diaz	Los Angeles Clippers	2006	2nd Round-52nd overall
Jack McClinton	San Antonio Spurs	2009	2nd Round-51st overall
Dwayne Collins	Phoenix Suns	2010	2nd Round-60th overall
Shane Larkin	Atlanta Hawks	2013	1st Round-18th overall
Davon Reed	Phoenix Suns	2017	2nd Round-32nd overall

UM Players Selected in the ABA Draft

Player	Team	Year	Round
Mike Wittman	Anaheim Amigos	1967	12th Round
Bill Soens	New York Nets	1968	10th Round
Rusty Parker	Oakland Oaks	1968	8th Round
Don Curnutt	Indiana Pacers	1970	7th Round
Willie Allen	Miami Floridians	1971	12th Round

UM, REGIONAL AND NATIONAL HONORS

Verizon Academic All-America

James Jones 2003, Second Team
Kevin Presto 1989

Verizon All-Academic District III

James Jones 2002
James Jones 2003

NABC Honors Court

Raphael Akpejori 2013
Davon Reed 2016

Skip Prosser Award

(ACC's top men's basketball scholar-athlete)
Davon Reed 2017

ACC Postgraduate Scholarship Honoree

Davon Reed 2017

CoSIDA Academic All-District Team

Davon Reed 2017

Retired Jerseys

2010 Rick Barry #24 1962-65
2010 Tim James #40 1995-99

Honored Jerseys

2010 Don Curnutt #11 1967-70
2010 Dick Hickox #13 1958-61
2010 Jack McClinton #33 2006-09

National Coach of the Year

1995 Leonard Hamilton UPI
2013 Jim Larrañaga AP, Naismith, Iba, ESPN (First Team)

National Player of the Year

2013 Shane Larkin Lute Olson

All-Americans

1960 Dick Hickox UPI, 2nd AP
1965 Rick Barry Consensus
1970 Don Curnutt 2nd AP, UPI
1999 Tim James 3rd AP, NABC
2013 Shane Larkin 2nd AP, NABC
3rd Sporting News
Defensive: ESPN, Wooden, Olson, Driesell

National Coach of the Week

Jim Larrañaga Jan. 28, 2013

National Player of the Week

2008 Dwayne Collins ESPN.com, 2/25/08
2008 Dwayne Collins Rivals.com, 2/25/08

2013 Shane Larkin Oscar Robertson, 2/4/13

National Association of Basketball Coaches Coach of the Year

2005 Frank Haith District 6
2013 Jim Larrañaga District II

National Association of Basketball Coaches All-District 6

2002 Darius Rice First Team
2002 John Salmons Second Team
2003 Darius Rice First Team
2004 Darius Rice First Team
2005 Guillermo Diaz First Team
2006 Guillermo Diaz First Team
2006 Robert Hite First Team
2009 Jack McClinton First Team

USBWA District Coach of the Year

2013 Jim Larrañaga District IV
2016 Jim Larrañaga District IV

USBWA All-District IV

2006 Guillermo Diaz First Team
2013 Shane Larkin First Team

Basketball Times Coach of the Year

2013 Jim Larrañaga South District

Basketball Times All-District

2013 Shane Larkin South Team

Slam Dunk & 3-Point Championships

2009 Jack McClinton 3-point Champion
2011 DeQuan Jones Slam Dunk participant

Reese's Senior All-Star Game

2013 Durand Scott

NCAA Tournament Chevrolet Player of the Game

1998 Johnny Hemsley vs. UCLA, 3/13/98

World's 100 Most Influential People by *Time Magazine*

2010 Will Allen

UM Most Outstanding Athlete

Shane Larkin 2012-13

UM's Iron Arrow Society

Malcolm Grant 2012
Coach Jim Larrañaga 2016

HISTORY

ACC HONOR ROLL

ACC Coach of the Year

Jim Larrañaga	2012-13	Coaches / ACSMA
Jim Larrañaga	2015-16	Coaches / ACSMA

ACC Player of the Year

Shane Larkin	2012-13	Coaches
--------------	---------	---------

ACC Defensive Player of the Year

Durand Scott	2012-13	Coaches / ACSMA
--------------	---------	-----------------

First Team All-ACC

Jack McClinton	2007-08	
Jack McClinton	2008-09	
Shane Larkin	2012-13	Coaches / ACSMA

Second Team All-ACC

Guillermo Diaz	2004-05	
Guillermo Diaz	2005-06	
Kenny Kadji	2012-13	Coaches / ACSMA
Sheldon McClellan	2015-16	Coaches / ACSMA

Third Team All-ACC

Robert Hite	2005-06	
Jack McClinton	2006-07	
Malcolm Grant	2010-11	
Kenny Kadji	2011-12	
Durand Scott	2012-13	Coaches
Rion Brown	2013-14	Coaches / ACSMA
Angel Rodriguez	2015-16	ACSMA
Tonye Jekiri	2015-16	Coaches
Davon Reed	2016-17	

Honorable Mention All-ACC

Robert Hite	2004-05	
Reggie Johnson	2010-11	
Durand Scott	2011-12	
Durand Scott	2012-13	ACSMA
Tonye Jekiri	2014-15	ACSMA
Sheldon McClellan	2014-15	ACSMA
Angel Rodriguez	2014-15	ACSMA
Tonye Jekiri	2015-16	ACSMA

ACC All-Rookie Team

Durand Scott	2009-10
Shane Larkin	2011-12

ACC All-Defensive Team

Anthony King	2004-05	
Shane Larkin	2012-13	Coaches / ACSMA
Durand Scott	2012-13	Coaches / ACSMA
Julian Gamble	2012-13	Coaches
Tonye Jekiri	2014-15	Coaches / ACSMA
Tonye Jekiri	2015-16	Coaches / ACSMA
Davon Reed	2016-17	

ACC All-Academic Team

Brian Asbury	2005-06
Jimmy Graham	2005-06
Adrian Thomas	2005-06
Jimmy Graham	2006-07
Jack McClinton	2006-07
Jack McClinton	2007-08
Jack McClinton	2008-09
Antoine Allen	2009-10
Erik Swoope	2010-11
Adrian Thomas	2010-11
Raphael Akpejiori	2012-13
Donnavan Kirk	2013-14
Davon Reed	2014-15
Davon Reed	2015-16
Davon Reed	2016-17
Bruce Brown	2016-17

ACC Player of the Week

Robert Hite	Dec. 13, 2004
Guillermo Diaz	Jan. 10, 2005
Jack McClinton	Dec. 4, 2006
Jack McClinton	Dec. 17, 2007
Jack McClinton	Feb. 9, 2009
Reggie Johnson	Feb. 6, 2012
Durand Scott	Dec. 17, 2012
Durand Scott	Jan. 28, 2013
Shane Larkin	Feb. 4, 2013
Angel Rodriguez	Nov. 24, 2014
Sheldon McClellan	Dec. 1, 2014
Tonye Jekiri	Nov. 23, 2015

ACC Rookie of the Week

Dwayne Collins	Jan. 22, 2007
Durand Scott	Nov. 16, 2009
Durand Scott	Dec. 28, 2009
Durand Scott	Jan. 11, 2010
Durand Scott	Mar. 8, 2010
Shane Larkin	Dec. 5, 2012
Bruce Brown	Dec. 12, 2016
Bruce Brown	Feb. 28, 2017

Preseason All-ACC Team

Jack McClinton	2008-09
Malcolm Grant	2011-12

ACC Tournament MVP

Shane Larkin	2012-13
--------------	---------

ACC All-Tournament Team

Durand Scott	2009-10	
Shane Larkin	2012-13	1st
Durand Scott	2012-13	1st
Trey McKinney Jones	2012-13	2nd
Julian Gamble	2012-13	2nd
Sheldon McClellan	2015-16	2nd

BIG EAST HONOR ROLL

BIG EAST Coach of the Year

Leonard Hamilton	1994-95
Leonard Hamilton	1998-99

BIG EAST Player of the Year

Tim James	1998-99
-----------	---------

BIG EAST Most Improved Player

Johnny Hemsley	1998-99
----------------	---------

BIG EAST Sportsmanship Award

John Salmons	2001-02
--------------	---------

First Team All-BIG EAST

Tim James	1997-98
Tim James	1998-99
Johnny Hemsley	1998-99

Second Team All-BIG EAST

Tim James	1996-97
Johnny Hemsley	1999-00
Darius Rice	2001-02
John Salmons	2001-02
Darius Rice	2003-04

Third Team All-BIG EAST

Constantin Popa	1992-93
Constantin Popa	1994-95
Mario Bland	1999-00
John Salmons	2000-01
James Jones	2001-02
Darius Rice	2002-03

Honorable Mention All-BIG EAST

James Jones	2002-03
-------------	---------

BIG EAST All-Rookie Team

Steven Edwards	1992-93
Kevin Norris	1994-95
Tim James	1995-96
Darius Rice	2000-01
Guillermo Diaz	2003-04

BIG EAST All-Tournament Team

Jerome Scott	1992
Tim James	1999
Marcus Barnes	2002

BIG EAST Academic All-Star

Nick Donovan	1995-96
Brad Timpf	1995-96
Nick Donovan	1996-97
Nick Donovan	1997-98
Jerry Schlie	1998-99
Tarik El-Bassiouni	1999-00
James Jones	1999-00
Jerry Schlie	1999-00
Paulo Coelho	2000-01
James Jones	2000-01
Jerry Schlie	2000-01
James Jones	2001-02
Jerry Schlie	2001-02
James Jones	2002-03
Danny Marakovits	2002-03

BIG EAST Player of the Week

Jamal Johnson	Dec. 20, 1993
Tim James	Dec. 16, 1996
Kevin Norris	Jan. 20, 1997
Tim James	Nov. 24, 1997
Johnny Hemsley	Jan. 5, 1998
Johnny Hemsley	Dec. 21, 1998
Tim James	Dec. 28, 1998
Johnny Hemsley	Jan. 4, 1999
Tim James	Feb. 8, 1999
Tim James	Feb. 15, 1999
Johnny Hemsley	Feb. 22, 1999
Mario Bland	Mar. 5, 2000
John Salmons	Mar. 4, 2001
John Salmons	Dec. 23, 2001
John Salmons	Dec. 31, 2001
Darius Rice	Jan. 28, 2002
Darius Rice	Jan. 27, 2003
Robert Hite	Dec. 29, 2003

BIG EAST Rookie of the Week

Steven Edwards	Jan. 24, 1993
Steven Edwards	Feb. 14, 1993
Steven Edwards	Feb. 28, 1993
Kevin Norris	Jan. 16, 1995
Tim James	Jan. 2, 1996
Tim James	Jan. 9, 1996
Tim James	Feb. 26, 1996
Tim James	Mar. 3, 1996
Marcus Barnes	Jan. 22, 2001
Darius Rice	Feb. 19, 2001
Guillermo Diaz	Dec. 8, 2003

ALL-TIME VS. AP RANKED OPPONENTS

AP Only, Not USA TODAY

Highest Ranked Opponent Defeated at Home

#1/1 Duke, 90-63, Jan. 23, 2013

Highest Ranked Opponent Defeated on the Road

#2/2 Connecticut, 73-71, Feb. 20, 1999

Vs. AP Ranked Teams All-Time

Overall	53-147
Home	34-54
at Watsco Center	16-25
Away	15-68
Neutral	4-25
Overtime + 2OT	3-8
Single Overtime	3-4
Double Overtime	0-4

Vs. AP Ranked Teams Since the Rebirth (1985-86)

Overall	52-136
Home	33-48
Away	15-63
Neutral	4-25

Vs. AP Ranked Teams Since Joining ACC ('04-05)

Overall	27-63
Home	16-23
Away	8-26
Neutral	3-14
Overtime +2 OT	3-4
Single Overtime	3-2
Double Overtime	0-2
Conference Games	20-46
OT + 2OT	3-4
2OT	0-2
ACC Tournament	1-7
NCAA Tournament	0-3
Reg. Season, Non-Conf.	6-7

Vs. AP Ranked Teams Under Coach Jim Larrañaga

Overall	16-31
Home	9-10
Away	5-13
Neutral	2-8
Conference Games	11-22
OT + 2OT	2-2
2OT	0-1
ACC Tournament	0-4
NCAA Tournament	0-2
Reg. Season, Non-Conference	5-3

Overall vs. AP Ranked Teams In Non-Conference Games

(includes conference tournament & postseason games)

Overall	12-60
Overtime (2OT)	0-1
Home	6-17
Away	2-18
Neutral	4-25

MIAMI IN THE POLLS

	AP	USAT/ UPI		AP	USA T
1959-60			2007-08		
12/30/59	15	—	12/17/07	22	22
1/5/60	14	—	12/24/07	19	19
1/13/60	15	—	1/7/08	25	—
1/19/60	11	—	1/14/08	21	24
1/27/60	11	—			
2/3/60	11	—	2008-09		
2/10/60	10	—	Preseason	17	16
2/16/60	10 (3)	—	11/17/08	17	16
2/24/60	9 (2)	—	11/24/08	22	21
3/1/60	8 (7)	—	12/1/08	21	22
Final	10	—	12/8/08	—	25
			2009-10		
1962-63			1/11/10	23	—
1/2/63	HM	15			
1/30/63	—	18	2012-13		
			1/21/13	25	—
1964-65			1/28/13	14	15
Preseason	HM	16	2/4/13	8	11
1/20/65	—	T19	2/12/13	3	4
2/17/65	HM	T19	2/18/13	2	2
2/23/65	HM	17	2/25/13	5	7
			3/4/13	6	7
1998-99			3/11/13	9	10
1/18/99	25	—	3/18/13	5	4
1/25/99	23	25	Final	—	10
2/1/99	25	—			
2/8/99	16	21	2014-15		
2/15/99	15	16	11/24/14	17	20
2/22/99	11	13	12/1/14	15	15
3/1/99	9	10	12/8/14	20	T21
3/8/99	10	12	12/15/14	18	19
Final	—	T12	1/26/15	23	23
			2015-16		
1999-2000			11/23/15	15	19
Preseason	25	24	11/30/15	21	21
11/22/99	—	24	12/7/15	17	20
11/29/99	—	25	12/14/15	15	19
3/6/00	23	—	12/21/15	13	16
3/13/00	23	25	12/28/15	13	15
Final	—	20	1/4/16	12	11
			1/11/16	8	6
2001-02			1/18/16	15	14
12/24/01	24	23	1/25/16	15	13
12/31/01	21	21	2/1/16	17	15
1/7/02	21	20	2/8/16	12	11
1/14/02	24	20	2/15/16	11	10
1/21/02	22	19	2/22/16	12	11
1/28/02	15	16	2/29/16	7	7
2/4/02	12	11	3/7/16	11	11
2/11/02	13	11	3/14/16	T10	11
2/18/02	17	13	Final	—	8
2/25/02	22	18			
3/3/02	20	16	2016-17		
3/10/02	21	21	2/27/17	25	25

RANKED MATCHUPS

(When both teams are ranked)

	AP Rank	UM OPP		AP Rank	UM OPP
1998-99			1999-2000		
1/20/99	25	1	3/10/00	23	19
2/3/99	25	9	3/19/00	23	8
2/8/99	16	18	3/24/00	23	18
2/20/99	15	2			
3/5/99	10	9	2001-02		
			2001-02		
			1/2/02	21	23
			2/2/02	15	17
			3/8/02	21	7
			2008-09		
			2008-09		
			11/23/08	17	2
			2012-13		
			2012-13		
			1/23/13	25	1
			2/2/13	14	19
			3/2/13	5	3
			3/28/13	5	15
			2014-15		
			2014-15		
			12/2/14	15	24
			2015-16		
			2015-16		
			01/12/16	8	13
			01/25/16	15	24
			02/20/16	11	5
			02/22/16	12	3
			02/27/16	12	11
			03/11/16	11	4
			03/24/16	10	6
			2016-17		
			2016-17		
			03/04/17	25	15

* Conference game

HISTORY

MIAMI AS AN AP TOP 25 TEAM

Since the rebirth of basketball at UM in 1985-86

1998-99

1/20	[25] #2/2 Connecticut*	L	68-70
1/24	[25] at Boston College*	W	75-67
1/27	[23/25] Seton Hall*	W	77-71
1/30	[23/25] at Pittsburgh*	L	54-60
2/3	[25] at St. John's*	W	73-70
2/6	[25] Georgetown*	W	71-58
2/8	[16/21] at Syracuse*	W	76-63
2/13	[16/21] at Providence*	W	69-65
2/16	[16/21] Villanova*	W	103-82
2/20	[16/21] at Connecticut*	W	73-71
2/23	[11/13] Pittsburgh*	W	85-52
2/27	[11/13] Rutgers*	W	68-63
3/4	[9/10] vs. Georgetown^	W	65-54
3/5	[9/10] vs. #9/10 St. John's^	L	59-62
3/12	[10/12] vs. Lafayette#	W	75-54
3/14	[10/12] vs. Purdue#	L	63-73

1999-00

3/9	[23] vs. Notre Dame\$	W	61-58
3/10	[23] vs. #19/20 St. John's ^	L	57-58
3/17	[23/25] vs. Arkansas #	W	75-71
3/19	[23/25] vs. #8/8 Ohio State #	W	75-62
3/24	[23/25] vs. #18/19 Tulsa #	L	71-80

2001-02

12/27	[24/23] at LSU	W	68-61
12/30	[24/23] St. Francis (Pa.)	W	71-48
1/2	[21/21] at #23/24 Georgetown*	W	79-71
1/5	[21/21] at Connecticut*	L	75-76
1/8	[21/20] at St. John's*	L	60-71
1/12	[21/20] at Virginia Tech*	W	77-68
1/15	[24/20] Pittsburgh*	W2OT	76-69
1/19	[24/20] Providence*	WOT	102-96
1/24	[22/19] Villanova*	W	76-58
1/29	[15/16] Boston College*	L	65-70
2/2	[15/16] #17/22 Connecticut*	W	68-66
2/5	[12/11] at Villanova*	W	65-56
2/10	[12/11] at Boston College*	L	63-76
2/13	[13/11] St. John's*	W	79-56
2/17	[13/11] at Rutgers*	L	61-64
2/23	[17/13] Notre Dame*	L	77-90
2/26	[22/18] at Providence*	W	81-65
3/2	[22/18] Virginia Tech*	W	83-77
3/7	[21/21] vs. Georgetown^	W	84-76
3/8	[21/21] vs. #7/7 Pittsburgh^	L	71-76
3/14	[21/21] vs. Missouri#	L	80-93

2007-08

12/17	[22/22] Stetson	W	89-53
12/20	[22/22] North Florida	W	85-63
12/23	[22/22] North Carolina A&T	W	95-64
12/29	[19/19] vs. Winthrop+	L	70-76
1/12	[25] Georgia Tech*	W	78-68
1/15	[21/24] at Boston College*	L	66-76
1/19	[21/24] at NC State*	LOT	77-79

2008-09

11/15	[17/16] Florida Southern	W	96-60
11/21	[17/16] vs. Southern Miss &	W	70-60
11/23	[17/16] vs. #2/2 Connecticut &	L	63-76
11/24	[22/21] vs. San Diego &	W	80-45
11/29	[22/21] Stetson	W	79-65
12/2	[21/22] Ohio State!	L	68-73
12/6	[21/22] at Kentucky	W	73-67

2009-10

1/13	[23] at Virginia Tech*	L	66-81
1/16	[23] at Virginia*	L	57-75

2012-13

1/23	[25] #1/1 Duke*	W	90-63
1/27	[25] Florida State*	W	71-47
1/30	[14/15] at Virginia Tech*	W	73-64
2/2	[14/15] at #19/19 NC State*	W	79-78
2/5	[8/11] Boston College*	W	72-50
2/9	[8/11] North Carolina*	W	87-61
2/13	[3/4] at Florida State*	W	74-68
2/17	[3/4] at Clemson*	W	45-43
2/19	[2/2] Virginia*	W	54-50
2/23	[2/2] at Wake Forest*	L	65-80
2/27	[5/7] Virginia Tech*	W	76-58
3/2	[5/7] at #3/3 Duke*	L	76-79
3/6	[6/7] Georgia Tech*	L	69-71
3/9	[6/7] Clemson*	W	62-49
3/15	[9/10] vs. Boston College ^	W	69-58
3/16	[9/10] vs. NC State ^	W	81-71
3/17	[9/10] vs. North Carolina ^	W	87-77
3/22	[5/4] vs. Pacific#	W	78-49
3/24	[5/4] vs. Illinois#	W	63-59
3/28	[5/4] vs. #15/16 Marquette#	L	61-71

2014-15

11/25	[17/20] at Charlotte %	W	77-74
11/28	[17/20] South Alabama	W	87-75
12/2	[15] #24/25 Illinois !	W	70-61
12/6	[15] Green Bay	L	55-68
12/8	[20/21] Savannah State	W	70-39
12/19	[18/19] Eastern Kentucky	L	44-72
1/28	[23] Georgia Tech *	L	50-70
2/1	[23] at Florida State *	L	54-55

MIAMI AS AN AP TOP 25 TEAM (CONT.)

2015-16

11/27	[15/19] Northeastern	L	77-78
12/1	[21] at Nebraska !	W OT	77-72
12/5	[21] Charlotte	W	88-60
12/8	[17/20] Florida	W	66-55
12/19	[15/19] Co. of Charleston	W	85-63
12/22	[13/16] at La Salle	W	95-49
12/29	[13/15] Princeton	W	76-64
1/2	[13/15] Syracuse *	W	64-51
1/9	[12/11] Florida State *	W	72-59
1/12	[8/9] at #13/11 Virginia *	L	58-66
1/16	[8/9] at Clemson*	L	65-76
1/20	[15/14] at Boston College *	W	67-53
1/23	[15/14] Wake Forest *	W	77-63
1/25	[15/13] #24/20 Duke *	W	80-69
1/30	[15/13] at NC State *	L	69-85
2/3	[17/15] Notre Dame *	W	79-70
2/7	[17/15] at Georgia Tech *	W	75-68
2/9	[12/11] Pittsburgh *	W	65-63
2/14	[12/11] at Florida State *	W	67-65
2/17	[11/10] Virginia Tech *	W	65-49
2/20	[11/10] at #5/4 North Carolina *	L	71-96
2/22	[12/11] #3 Virginia *	W	64-61
2/27	[12/11] #11/- Louisville *	W	73-65
3/2	[7] at Notre Dame *	W	68-50
3/5	[7] at Virginia Tech *	L	62-77
3/10	[11] vs. Virginia Tech ^	W	88-82
3/11	[11] vs. #4 Virginia ^	L	68-73
3/17	[10/11] vs. Buffalo #	W	79-72
3/19	[10/11] vs. Wichita State #	W	65-57
3/24	[10/11] vs. #6 Villanova #	L	69-92

2016-17

2/27	[25] at Virginia Tech *	L	61-66
3/4	[25] at #15/17 Florida State *	L	57-66

* Conference game

^ Conference tournament

NCAA Tournament

! ACC-Big Ten Challenge

& Paradise Jam (U.S. Virgin Islands)

% Gildan Charleston Classic, S.C.

MIAMI'S RANKED OPPONENTS

1960-61 AP UPI

1/30/61 7 — Louisville W 71-69

1962-63 AP UPI

12/21/62 — 2 Duke W 71-69

1964-65 AP UPI

12/12/64 10 13 St. John's L 79-77

2/2/65 — 20 Miami (Ohio) W 100-85

1965-66 AP UPI

12/9/65 — 11 at San Francisco L 105-89

1966-67 AP UPI

12/28/66 — 17 Western Kentucky L 94-89

2/18/67 7 8 Houston L 105-86

2/25/67 — 17 at St. John's L 97-70

1967-68 AP UPI

2/15/68 1 — at Houston L 106-64

1969-70 AP UPI

12/12/69 2 — at UCLA L 127-69

12/30/69 5 — Ohio University L 99-74

1/10/70 7 — at Jacksonville L 121-87

2/14/70 13 — at Houston L 118-98

2/28/70 9 — Florida State L 112-96

3/4/70 6 — Jacksonville L 108-97

1970-71 AP UPI

1/9/71 7 — at Jacksonville L 124-82

3/2/71 9 — Jacksonville L 94-75

1985-86 AP UPI

2/19/86 2 — at Duke L 104-82

2/22/86 14 — Notre Dame L 126-73

1986-87 AP UPI

12/6/86 1 — at North Carolina L 122-77

1/17/87 20 — at Kansas L 82-47

2/21/87 18 — at Florida L 99-60

3/5/87 20 — at Notre Dame L 65-49

1987-88 AP UPI

11/27/87 9 — vs. Michigan L 109-76

12/30/87 11 — vs. Purdue L 110-82

1/2/88 18 — Georgetown L 82-78

1/6/88 9 — at Duke L 107-69

2/9/88 8 — BYU L 99-86

1988-89 AP UPI

12/10/88 1 — Duke L 117-102

1/7/89 5 — at Georgetown L 112-79

1/12/89 12 — Kansas W 87-86

1/24/89 20 — Providence L 106-91

1989-90 AP UPI

12/19/89 20 — at Arizona L 83-53

1/10/90 1 — Kansas L 100-73

2/5/90 25 — at North Carolina L 87-74

1990-91 AP UPI

12/14/90 11 — Georgia L 78-60

3/6/91 25 — at DePaul L 75-58

1991-92 AP UPI

1/2/92 5 — at Connecticut * L 85-62

1/7/92 18 — at Seton Hall * L 64-52

1/11/92 20 — at Syracuse * L 73-57

1/14/92 17 — St. John's * W 45-42

1/18/92 8 — Connecticut * L 77-58

2/29/92 22 — Syracuse * L 68-63

3/4/92 22 — Seton Hall * LOT 90-82

3/13/92 21 — vs. Georgetown L 77-64

1992-93 AP UPI

12/7/92 6 — at Seton Hall * L 65-56

1/2/93 10 — Georgetown * W 80-69

1/6/93 24 — at Pittsburgh * L 85-78

1/9/93 21 — at Syracuse * L 89-81

1/23/93 20 — Pittsburgh * L 86-84

2/20/93 25 — St. John's * W 82-77

2/23/93 14 — Seton Hall * L 85-73

1993-94 AP USA TODAY

12/22/93 12 18 at Syracuse * L 81-52

1/15/94 20 20 at Boston College * L 69-49

2/5/94 5 6 at Connecticut * L 73-57

2/22/94 5 — Connecticut * L 74-49

3/1/94 14 — Syracuse * L 71-69

1994-95 AP USA TODAY

12/6/94 19 19 Syracuse * L 83-65

1/7/95 12 13 at Georgetown * L 71-64

1/25/95 22 25 Villanova * L 92-62

1/28/95 6 6 at Syracuse * L 76-51

1/31/95 4 5 at Connecticut * L 82-57

2/4/95 13 13 Georgetown * W 67-61

2/7/95 16 18 at Villanova * L 73-63

3/4/95 4 5 Connecticut * L 75-67

3/10/95 24 — vs. Georgetown L 69-58

MIAMI'S RANKED OPPONENTS (CONT.)

1995-96 AP USA TODAY

12/5/95	2	2	Villanova *	L	70-68
1/3/96	11	12	Syracuse *	W	75-66
1/6/96	7	6	at Connecticut *	L	73-52
1/13/96	5	5	at Georgetown *	L	72-67
1/27/96	7	7	at Villanova *	L	90-62
2/1/96	18	16	at Syracuse *	L	72-51
2/10/96	22	21	Boston College *	L	62-58
3/7/96	6	6	vs. Georgetown	L	92-62

1996-97 AP USA TODAY

12/7/96	19	17	Syracuse *	W	67-63
1/2/97	25	25	at Boston College *	L	65-62
1/11/97	8	7	at Villanova *	W	61-59

1997-98 AP USA TODAY

11/21/97	17	17	Charlotte	W	89-72
12/27/97	—	23	Georgia Tech *	L	69-61
1/6/98	8	8	Connecticut *	W	76-67
1/10/98	25	21	at West Virginia *	L	98-84
1/18/98	15	15	at Syracuse *	L	85-67
2/10/98	23	20	Syracuse *	L	72-63
2/28/98	19	19	West Virginia *	W	70-66
3/13/98	19	20	vs. UCLA	L	65-62

1998-99 AP USA TODAY

12/5/98	8	8	at Kentucky	L	74-65
1/6/99	10	9	St. John's *	W	84-79
1/20/99	1	1	Connecticut *	L	70-68
2/3/99	9	10	at St. John's *	W	73-70
2/8/99	18	17	at Syracuse *	W	76-63
2/20/99	2	2	at Connecticut *	W	73-71
3/5/99	10	9	vs. St. John's	L	62-59

1999-20 AP USA TODAY

12/18/99	7	9	North Carolina	L	78-68
1/8/00	7	8	Syracuse *	L	67-55
1/29/00	16	18	Kentucky	L	60-57
2/19/00	18	18	at Connecticut *	W	63-57
3/5/00	18	21	St. John's *	W	74-70
3/10/00	19	20	vs. St. John's	L	58-57
3/19/00	8	8	vs. Ohio State	W	75-62
3/24/00	18	19	vs. Tulsa	L	80-71

2000-01 AP USA TODAY

12/4/00	14	12	at North Carolina *	L	67-45
1/13/01	24	—	at Boston College *	L	82-73
1/20/01	15	15	Connecticut *	W	77-74
2/1/01	22	25	Seton Hall *	W	72-66
2/13/01	10	7	at Syracuse *	W	68-57

2001-02 AP USA TODAY

12/15/01	21	24	Indiana	W	58-53
1/2/02	23	24	at Georgetown *	W	79-71
2/2/02	17	22	Connecticut *	W	68-66
3/8/02	7	7	vs. Pittsburgh	L	76-71

2002-03 AP USA TODAY

12/21/02	13	13	vs. Florida	L2OT	94-93
1/11/03	3	3	at Connecticut *	LOT	83-80
1/20/03	11	8	Connecticut *	W	77-76

2003-04 AP USA TODAY

1/7/04	12	13	at North Carolina	L	89-64
1/10/04	15	15	Pittsburgh *	L2OT	84-80
2/14/04	—	25	Syracuse *	L	91-74
2/18/04	8	8	at Connecticut *	L	76-63
2/21/04	19	17	at Providence *	L	70-57

2004-05 AP USA TODAY

12/4/04	19	18	at Florida	W	72-65
1/6/05	9	10	at Georgia Tech *	L	80-69
1/9/05	—	24	NC State *	W	67-66
1/19/05	4	4	Duke *	L	92-83
1/22/05	6	6	at North Carolina *	L	87-67
1/29/05	5	5	at Wake Forest *	L	94-82
2/5/05	22	24	Maryland *	WOT	75-73
2/15/05	5	5	Wake Forest *	L	68-63
3/3/05	6	6	at Duke *	L	83-59

2005-06 AP USA TODAY

12/18/05	21	19	at NC State *	L	81-69
12/22/05	5	5	Florida	L	77-67
12/31/05	10	10	vs. Louisville	L	58-43
1/7/06	14	12	Maryland *	W	84-70
1/14/06	20	20	at North Carolina *	W	81-70
1/21/06	21	21	Boston College *	L	65-61
2/8/06	16	15	NC State *	L2OT	86-77
2/12/06	23	24	North Carolina *	L	80-70
2/16/06	13	15	at Boston College *	L	65-54
2/19/06	2	2	at Duke *	L	92-71
3/10/06	3	3	vs. Duke	L	80-76

2006-07 AP USA TODAY

12/3/06	21	25	Georgia Tech *	W	90-82
1/10/07	—	25	at Maryland *	W	63-58
1/14/07	11	11	Duke *	L	85-63
1/23/07	24	23	Virginia Tech *	L	92-85
1/31/07	3	3	at North Carolina *	L	105-64
2/21/07	24	19	Virginia *	W	68-60
3/8/07	17	21	vs. Maryland	W	67-62

MIAMI'S RANKED OPPONENTS (CONT.)

2007-08	AP	USA TODAY		
1/23/08	5	4	North Carolina *	L 98-82
1/27/08	—	25	Clemson *	W 75-72
2/2/08	3	3	at Duke *	L 88-73
2/20/08	5	4	Duke *	W 96-95
3/23/08	7	7	vs. Texas	L 75-72

2008-09	AP	USA TODAY		
11/23/08	2	2	vs. Connecticut	L 76-63
12/21/08	25	25	Clemson *	L 91-72
1/10/09	24	17	at Boston College *	W 77-71
1/17/09	5	6	at North Carolina *	L 82-65
2/4/09	7	6	Wake Forest *	W 79-52
2/7/09	4	3	at Duke *	LOT 78-75
2/15/09	3	3	North Carolina *	L 69-65

2009-10	AP	USA TODAY		
2/10/10	20	20	Georgia Tech *	W 64-62
2/17/10	6	6	Duke *	L 81-74
3/13/10	4	4	vs. Duke	L 77-74

2010-11	AP	USA TODAY		
11/15/10	19	19	at Memphis	L 72-68
1/2/11	1	1	at Duke *	L 74-63
2/13/11	5	5	Duke *	L 81-71
3/11/11	6	7	vs. North Carolina	L 61-59

2011-12	AP	USA TODAY		
12/06/11	21	20	Memphis	L 71-54
01/07/12	21	23	at Virginia *	L 52-51
01/10/12	3	3	at North Carolina *	L 73-56
02/05/12	7	5	at Duke *	WOT 78-74
02/11/12	15	17	at Florida State *	L 64-59
02/15/12	8	7	North Carolina *	L 73-64
02/26/12	15	16	Florida State *	W 78-62
03/09/12	17	17	vs. Florida State	L 82-71

2012-13	AP	USA TODAY		
11/28/12	13	14	Michigan State	W 67-59
12/23/12	4	5	vs. Arizona	L 69-50
1/23/13	1	1	Duke *	W 90-63
2/2/13	19	19	at NC State *	W 79-78
3/2/13	3	3	at Duke *	L 79-76
3/28/13	15	16	vs. Marquette	L 71-61

2013-14	AP	USA TODAY		
01/04/14	2	2	at Syracuse *	L 49-44
01/22/14	18	18	Duke *	L 67-46
01/25/14	2	2	Syracuse *	L 49-44
02/05/14	25	22	Pittsburgh *	LOT 59-55
2/26/14	12	11	at Virginia *	L 65-40

2014-15	AP	USA TODAY		
11/17/14	8	7	at Florida	W 69-67
12/2/14	24	25	Illinois	W 70-61
1/3/15	3	3	Virginia*	L2OT 89-80
1/13/15	4	4	at Duke*	W 90-74
1/17/15	12	12	at Notre Dame*	L 75-70
2/3/15	9	8	Louisville*	L 63-55
2/21/15	12	12	at Louisville*	L 55-53
2/28/15	15	18	North Carolina*	L 73-64
3/12/15	11	9	vs. Notre Dame	L 70-63

2015-16	AP	USA TODAY		
11/20/15	16	16	vs. Utah	W 90-66
11/22/15	22	20	vs. Butler	W 85-75
01/12/16	13	11	at Virginia*	L 58-66
01/25/16	24	20	Duke*	W 80-69
02/20/16	5	4	at North Carolina*	L 71-96
02/22/16	3	3	Virginia*	W 64-61
02/27/16	11	—	Louisville*	W 73-65
03/11/16	4	4	vs. Virginia	L 68-73
03/24/16	6	6	vs. Villanova	L 69-92

2016-17	AP	USA TODAY		
11/25/16	21	22	vs. Iowa State	L 56-73
1/12/17	20	20	Notre Dame *	L 62-67
1/21/17	18	18	at Duke *	L 58-70
1/28/17	9	6	North Carolina *	W 77-62
2/1/17	15	16	Florida State *	L 57-75
2/11/17	4	4	at Louisville *	L 66-71
2/20/17	18	19	at Virginia *	WOT 54-48
2/25/17	10	11	Duke *	W 55-50
3/4/17	15	17	at Florida State *	L 57-66
3/9/17	6	6	North Carolina	L 53-78

* Conference game

ALL-TIME LETTERMEN

Adams, Brandon	1988-92	Clark, Adam	1991-93		
Adams, Garrius	2009-14	Clark, Clifton	1995-97		
Akpejiori, Raphael	2010-14	Clarke, Karron	2003-04	Gamble, Julian	2008-13
Angelus, Charles	1945-46	Clemente, Denis	2005-07	Gardner, Joe	1956-59
Alix, Lou	1961-62	Cobb, Don	1947-49	Gardner, Michael	1991-94
Allen, Antoine	2009-10	Coelho, João Paulo	1998-00, 2001-03	Gay, Charles	1969-70
Allen, Ken	1960-63	Cohen, Julie	1959-62	Gee, Junior	1964-67
Allen, Willie	1968-71	Collins, Dwayne	2006-10	Gilbert, Lawrence	2006-07
Alter, Foster	1930-31	Contreras, Edward	1956-59	Glenn, Darrell	1985-86
Applegate, Bruce	1958-61	Copeland, Keaton	2004-07	Glover, Landon	2006-08
Arterburn, Harold	1953-55	Corcoran, John	1958-39	Godfrey, Ron	1958-61
Asbury, Brian	2005-09	Courtney, Cliff	1927-28	Gonzalez, Orlando	1999-01
Ashman, Rodger	1926-29	Crowe, Luke	1930-31	Gordon, Joe	2000-01
		Cruz Uceda, Ivan	2014-16	Graham, Jimmy	2005-09
Barker, Chuck	1994-96	Curcio, Mike	1996-98	Grant, Malcolm	2009-12
Barnes, Lucas	1996-98	Curnutt, Don	1967-70	Green, Bob	1963-67
Barnes, Marcus	2000-02			Green, Tom	1967-69
Barry, Rick	1962-65	Dampier, John	1963-65	Grist, Joe	1949-51
Batemon, Glenn	2004-05	Davis, Jerry	1956-57, 1958-59	Grob, Charles	1963-66
Bates, John	1963-64, 1965-67	Davis, Howard	1938-40	Guimento, Chuck	1938-40
Bazil, Alex	1940-41	Davis, Will	1992-97		
Beckner, Wayne	1962-65	Dawson, Tim	1985-88	Hagan, Arthur	1945-46
Berghoff, Dick	1957-58	Denton, Bob	1952-54	Hamilton, Gary	2002-06
Berumen, Rafael	2001-03	Dews, James	2006-10	Hamilton, George	1938-39
Bland, Mario	1996-00	Diaz, Guillermo	2003-06	Hammond, Dod	1959-60
Bleier, Ted	1927-29	Djahue, Rodrigue	2000-04	Hanley, Charles	1967-68
Boyle, Gene	1939-40	Donovan, Nick	1995-99	Hansen, Louis	1928-29, 1930-31
Brown, Bruce	2016-17	Douglas, Bob	1941-42	Harden III, Leonard	2003-04
Brown, Eric	1985-89	Doyle, Keith	1945-46	Harris, Anthony	2003-07
Brown, Rion	2010-14	Dunn, Eddie	1938-39	Harris, Lionel	1970-71
Buncum, Omari	2006-07	Dunn, Mitchell	1994-95	Harvey, Tim	1985-87
Burdette, Marty	1955-58	Dusewicz, Adam	1991-94	Heffer, Larry	1961-62
Burnett, Deandre	2014-15			Heller, Justin	2010-14
Burns, Dennis	1985-89	Edwards, Lou	1945-47	Hemsley, Johnny	1996-00
Burton, Trevor	1989-93	Edwards, Steven	1992-96	Hickox, Dick	1958-61
Butler, Lee	2004-06	El-Bassiouni, Tarik	1999-00	Hicks, Raymond	2004-08
Butts, Bernie	1962-64	Elliott, Doug	1989-91	High, Tshombe	1993-94
Byars-Dawson, Mike	1997-99	Evans, John	1928-29, 1930-31	Hilbish, Tom	1938-41
				Hill, Dan	1930-31
Caldwell, Justin	1989-91	Fernandez, Michael	2013-15	Hite, Robert	2002-06
Cambell, Bob "Whitey"	1946-50	Ferrara, Tony	1947-50	Hoban, Gene	1954-56
Canaday, Wayne	1968-70	Fisher, Michael	1946-47	Hocker, Thomas	1987-90
Cantrell, Dennis	1967-70	Focht, Dick	1950-51	Hoffman, Richard	1951-53
Carbonneau, Harold	1927-28	Franklin, Alfred "Red"	1927-29	Holiber, Charles	1961-63
Carifeo, George	1940-42	Fraser, Alex	1993-97	Horford, Tito	1986-88
Carroll, Bob	1947-48	Frazier, Steve	1992-96, 97-98	Houston, Kevin	1998-99
Carson, James	1952-55	Friedman, Abe	1946-50	Howard, Lemuel	1986-87
Catha, Larry	1926-29	Friedman, Mike	1955-56	Howell, Douglas	1953-55
Chadroff, Sy	1949-52	Frisby, William	2001-02, 2003-05	Hubbard, Lee	1970-71
Champouillon, David	1985-86			Huell, Dewan	2016-17

ALL-TIME LETTERMEN (CONT.)

Hughes, Bryan	1985-87	Lutsky, Kal	1946-47	Palmer, James	2014-16
Hurd, Leroy	1999-01	Lyons, Herman	1927-29	Parker, Chris	1991-94
Hurdle, Lance	2007-09			Parker, Rusty	1965-68
Hutslar, Mike	1967-70	MacDonald, Mackey	1948-51	Patrican, Don	1963-66
Ibach, Ervin	1946-49	Manuel, Todd	1997-98	Pearson, Lorenzo	1992-96
Ingemi, Mike	1947-48	Manushaw, Harry	1958-61	Polnitz, Reggie	1987-89
Isles, David	1994-95	Marakovits, Danny	2000-03	Popa, Constantin	1991-95
Izundu, Ebuca	2015-17	Marcus, Stewart	1963-66	Presto, Kevin	1985-89
		Mayhand, Antoine	2004-05	Prieto, Ernest	1953-56
James, Harvey	1945-46	Masters, Tom	1966-69		
James, Tim	1995-99	McClellan, Sheldon	2014-16	Quigtar, Ryan	2008-12
Jekiri, Tonye	2012-16	McClellan, William	1948-49		
Jennings, Vernon	1996-00	McClinton, Jack	2006-09	Randon, Joseph	1988-92
Johnson, Jamal	1993-94	McCormick, Torey	1993-97	Reed, Davon	2013-17
Johnson, Reggie	2009-13	McCoy, Mike	1960-63	Rice, Darius	2000-04
Jones, DeQuan	2008-12	McGowan, Cyrus	2008-10	Rich, Steve	1993-96
Jones, James	1999-03	McGuire, John	1926-28	Richardson, Mark	1985-89
Jones, Rick	1964-67	McKinney Jones, Trey	2011-13	Rios, Eddie	2007-09
Jupin, Gene	1941-42	McNulty, Joe	1946-48	Roberson, Terrell	1985-86
		Mell, John	1945-46	Roberts, Oti	1999-00
Kadji, Kenny	2011-13	Mercurio, Marion	1928-29	Robinson, Mike	2015-17
Kahn, Andy	1990-91	Miani, Richard	1952-56	Rodgers, Dan	1965-68
Kasulin, Al	1941-42	Miller, Rodney	2016-17	Rodriguez, Angel	2014-16
Keene, Howard	1950-53	Moore, Bruce	1987-89	Rosa, Anthony	1992-96
Kees, James	1940-41	Morris, Edwin	1955-58	Ross, Joe	1987-91
Kessler, Larry	1962-63	Morton, Jake	1988-93	Ryan, Jack	1948-49
Kichefski, Robert	1954-55	Munley, Joe	1956-58	Ryskamp, Kenneth	1954-55
Kieserman, Jim	1991-92	Murphy, Kamari	2015-17		
King, Anthony	2003-06, 2007-08	Murray, Robert	1954-55	Salmons, John	1998-02
Kirk, Donnavan	2009-10, 13-14	Musante, Andy	1941-42	Schayowitz, Willie	1951-54
Kisker, David	1970-71			Schlie, Jerry	1997-99, 2000-02
Klein, Richard	1970-71	Nass, Fabio	2006-08	Schneckenberg, Bob	1985-87
Klima, Edward	1953-56	N'Diaye, Ismael	2002-03	Schneider, Jack	1949-52
Kojkowski, Stanley	1955-57	Nebel, Norm	1957-59	Schuler, Harold	1946-47
Konel, Dave	1939-40	Newton, Ja'Quan	2014-17	Schuyler, Charles	1947-48
Krutulis, Joe	1939-42	Nicholas, Dave	1952-53	Scott, Durand	2009-13
		Noblet, Mike	1985-87	Scott, Jerome	1988-92
Landis, Dave	1958-60	Norris, Kevin	1994-98	Scott, Tom	1940-41
Larkin, Shane	2011-13	Noti, Charles	1966-68	Shapiro, Bruce	1959-61
Law, Rick	1969-71	Nugent, Nick	1955-56	Sherman, Omar	2014-15
Lawrence, Jr., Anthony	2015-17	Nylin, Bob	1969-70	Shipe, Paul	1990-91
Lawrence, Sr., Anthony	1991-93			Silvis, Richard	1951-52
Lawrence, Bruce	1954-55	O'Brien, Jimmy	1926-27	Simmons, Michael	1998-99, 2000-03
Lawrence, Pat	1991-94	Oesch, Harold	1938-39	Sistik, Phil	1945-46
Lecomte, Manu	2013-15	Okpalobi, Brandon	2000-05	Skalaski, Charles	1945-46
Lee, Harford	1940-41	O'Neil, Jack	1951-52	Snell, Willie	1970-71
Leidy, Bob	1957-58	Oram, Harold	1926-28	Snider, Martin	1958-60
Lipchick, Pete	1945-46	O'Riordan, Kevin	1970-71	Soens, Bill	1966-68
Logan, Reo	2000-01	Osbourne, John	1968-70	Solie, Lloyd	1927-29, 1930-31
Logan, Samarr	1989-92			Sorenson, Steve	2012-14

ALL-TIME LETTERMEN

Spagnolo, Bob	1969-71
Spisak, Jack	1959-60, 1961-63
Stage, Gene	1955-58
Stanton, Bob	1926-28
Stavreti, Carl	1960-63
Stavreti, Chris	1959-62
Steiner, Bob	1955-56, 1957-58
Stevenson, Jerry	1967-69
Stowell, Chris	2014-17
Stratton, Jonathan	2004-08
Strong, Donald	1970-71
Surratt, Armondo	2002-04
Swaby, Ochiel	1991-92
Swoope, Erik	2010-14
Talbot, Robert George (Bill)	1956-57
Thistlethwaite, Mark	1956-57
Thomas, Adrian	2005-11
Thomas, Joe	2014-15
Timpf, Brad	1992-96
Tobin, John	1939-42
Tracy, Art	1939-40
Tucker, Dick	1939-41
Turonis, Pete	1956-57
Tyler, Elton	1997-00, 2001-02
Vasiljevic, Dejan	2016-17
Volkman, Mike	1964-66
Waggoner, Jaime	1994-98
Walker, Jermaine	1996-97
Ward, Hammie	1989-93
Warren, Joel	1985-89
Watson, Kaleaf	2001-02
Weinstein, Gerald	1946-50
Welch, Ron	1968-70
Westover, Brian	1970-71
Wilkins, Eric	2002-06
Williams, Levertis	1987-89
Wimbley, Dwayne	1997-01
Wiseman, Charles	1997-98
Wittman, Mike	1964-67
Woods, Lee	1960-63
Wrench, Roger	1949-52
Wylie, Joe	1988-91
Yanuck, Mel	1950-53
Younts, Austin	1928-29
Yoviczin, Anthony	1946-47

1984-85 PRACTICE TEAM

Bill Foster, Head Coach
Clint Bryant, Assistant Coach
Seth Greenberg, Assistant Coach
Cesar Odio, Assistant Coach
Adam Burden
Dennis Burns
David Champouillon
Tim Dawson
Tim Harvey
Bryan Heller
George Smith
Jeff Swilley
Kevin Presto
Robert Scheckenberg
Robert Selby
Greg Upshaw

CAPTAINS

1926-27	Rodger Ashman
1927-28	Rodger Ashman
1928-29	Rodger Ashman
1939-40	Tom Hilbish
1940-41	Tom Hilbish
1941-42	John Tobin
1948-49	Abe Friedman
1951-52	Sy Chadroff
1952-53	Mel Yanuck
1954-55	Harold Arterburn
1955-56	Dick Miani
1956-57	Gene Stage
1957-58	Marty Burdette
1958-59	Joe Gardner
1959-60	Bruce Applegate
1960-61	Dick Hickox
1961-62	Julie Cohen
1962-63	Kenny Allen
1963-64	Wayne Beckner
1964-65	Wayne Beckner
1995-96	Steven Edwards, Alex Fraser
1996-97	Alex Fraser, Torey McCormick, Kevin Norris
2000-01	John Salmons, Dwayne Wimbley
2001-02	John Salmons, James Jones, Elton Tyler
2002-03	Paulo Coelho, James Jones, Darius Rice, Mike Simmons
2003-04	Rob Hite, Darius Rice
2005-06	Guillermo Diaz, Rob Hite, Anthony Harris, Anthony King
2006-07	Anthony Harris, Anthony King
2007-08	Anthony King, Jack McClinton
2008-09	Jack McClinton, Jimmy Graham
2009-10	Dwayne Collins, James Dews
2010-11	Malcolm Grant, Durand Scott
2011-12	Malcolm Grant, DeQuan Jones, Durand Scott
2012-13	Julian Gamble, Durand Scott, Reggie Johnson, Kenny Kadji, Trey McKinney Jones
2013-14	Garrius Adams, Raphael Akpejiori, Rion Brown, Donnavan Kirk, Erik Swoope
2014-15	Angel Rodriguez, Sheldon McClellan
2015-16	Ivan Cruz Uceda, Tonye Jekiri, Angel Rodriguez, Sheldon McClellan
2016-17	Kamari Murphy, Ja'Quan Newton, Davon Reed

HISTORY

MIAMI BASKETBALL HISTORY

It lay silent for 14 years. Collecting dust and going unnoticed, the Miami basketball program was the “Rip van Winkle” of college basketball from 1971 to 1985. But Hurricane basketball returned, and in a big way.

Since 1985, the Miami program has undergone such dramatic and frequent changes, it seemed that the Hurricanes were continually entering “a new era.” First came the “Era of Miami Basketball,” itself.

Then came the “Bill Foster Era,” followed by the “Tito Horford Era,” “The Leonard Hamilton Era,” “The BIG EAST Era,” “The Frank Haith/ACC Era” and now “The Jim Larrañaga Era.”

With the acceptance into the Atlantic Coast Conference in 2004, the University of Miami entered the ranks of the most competitive and successful basketball conference in the nation.

The road to conference affiliation in the ACC was not an easy one for those who thirsted for basketball in this continually prospering part of the country. Moreover, the previous path traveled by Miami basketball players, coaches and fans was dotted by flashes of brilliance, color and sometimes disappointment.

Here is a capsule summary of the 87 years of Miami basketball that has played a part in the history of the athletic program at the University and its neighboring community.

The 1920s: Miami's First Time

- The Hurricanes fielded a freshman team in 1926-27, finishing 7-1 under head coach Art Webb.
- In 1927-28, the first official varsity basketball team at the University of Miami posted an 8-4 mark, knocking off Rollins, 51-15, in the opener.

The 1930s: A Missing Link

- Miami records list no official results from 1932 through 1938. During that period of time, representatives from the school played local AAU and church-sponsored teams under coach Tom McCann.
- The Hurricanes returned to intercollegiate competition in the 1938-39 season, posting a 4-6 record under head coach Hart Morris.

The 1940s: World War II Stops Play

- Like many other institutions across the nation, Miami dropped intercollegiate basketball during the war years of 1942-1945.
- Morris returned as head coach along with the program in 1946 and was the UM mentor until 1952 when Dave Wike took over for a two-year stint as the UM coach.

The 1950s: UM's Glory Years

- In 1954, the University named Bruce Hale as its head basketball coach. The retired Air Force captain and former professional basketball star held the UM head coaching post for 13 seasons, leading the Hurricane program through its glory years of intercollegiate basketball. Before the end of Hale's tenure in 1967, the Hurricanes won 220 games and lost 112 for a .663 winning percentage. Hale's first Miami team turned in a 9-11 record, but there were no other losing campaigns in the next 12 years. The streak of non-losing

seasons extended through the 1968-69 season — marking 14 consecutive campaigns of .500 basketball or better.

- Hale's 1959-60 club was the first UM men's basketball team to advance to the NCAA Tournament and finish the season ranked in the Associated Press Top 10. That 1959-60 edition ran its record to 23-3 before bowing out to Western Kentucky, 107-84, in the first round of the tournament.
- During that historic '59-60 NCAA Tournament year, junior guard Dick Hickox became the first UM basketball player to earn All-America recognition. Hickox averaged 22.1 points per game during that season en route to becoming a second-team AP and UPI All-American.

The 1960s: Rick Barry's All-American Years

- The Dick Hickox-led Hurricanes of 1960-61 returned to postseason play — falling in the first round of the NIT to St. Louis, 58-56. The 1960-61 squad compiled a 20-7 record.
- In 1962-63, Miami advanced to the second round of the NIT before falling to Providence, 106-96. An opening round NIT victory over St. Francis (N.Y.), 71-70, marked the first Miami victory in postseason play.
- From 1962 through 1965, Miami recorded three consecutive 20-win seasons, rolling up a composite record of 65-16. The star of these Hurricane glory teams was a brilliant scorer named Rick Barry.
- In 1964-65, Barry became the Hurricanes' only consensus All-America selection. The 6-7, 200-pound native of Roselle Park, N.J., led the nation in scoring with a 37.4 average in his senior season. He went on to become the only player in basketball history to win single-season scoring titles in the NCAA, ABA and NBA. He was inducted into the Basketball Hall of Fame in Springfield, Mass., in 1986.
- The 1964-65 Miami squad, led by Barry's scoring brilliance, established a new NCAA scoring record by averaging 98.4 points per game. The Canes, however, were not allowed to participate in the NCAA Tournament that year — after posting a 22-4 record — because of recruiting violations.
- Bruce Hale resigned after 1966-67 and assistant Ron Godfrey assumed the head coaching responsibilities.

The 1970s: First Era Ends

- Don Curnutt closed out his Miami basketball career in 1970 as the Hurricanes' third player to receive All-America recognition.
- Feb. 27, 1971 — The last victory by a University of Miami men's basketball team for 14 years came in the second-to-last game of the season, a 100-94 triumph against Florida State at home in the Dinner Key Auditorium. The Canes shot a season-high 62.5 percent from the floor and all five Miami starters scored in double figures.
- March 1, 1971 — After posting a four-year record of 47-56 at Miami, Ron Godfrey announced his resignation from his post as head basketball coach, effective following UM's final game of the season against nationally-ranked Jacksonville.
- March 2, 1971 — The last game played by a University of Miami men's team until 1985 took place at the Dinner Key Auditorium where one of the largest UM home crowds in years turned out to see the Hurricanes host nationally-ranked Jacksonville. The Dolphins handed Miami a 94-75

MIAMI BASKETBALL HISTORY

loss that remained as UM's last contest for the next 14 years.

1983: UM Commits To Rebuild

- July 15, 1983 — Sam Jankovich was named athletic director at the University of Miami. Coming to UM after a successful stint as the athletic director at Washington State, Jankovich immediately announced that the resurrection of men's basketball at Miami would be his primary priority in the early months of his tenure, enabling UM to have "one of the nation's most complete and visible overall programs in the country."
- Oct. 12, 1983 — The University of Miami Board of Trustees unanimously voted to reinstate men's basketball at the University of Miami. The Board made the decision after reviewing a report submitted by Jankovich, which stated that men's basketball can be a revenue-producing venture. Moreover, nearly \$500,000 had already been raised in support of bringing basketball back to the University. It was also announced that the Hurricanes would be ready to compete on the Division I level in the 1985-86 season, and the downtown James L. Knight Center was home for the reborn program. "This is an exciting day for the University and for the athletic program," UM President Edward T. Foote II said. "And we are keeping in mind the priorities of academics first and athletics second ... we are pleased that the changes in the economics of intercollegiate basketball allow the University to resurrect one of the country's most popular sports. We look forward to welcoming these Hurricanes home again."

1984: Foster Hired As Coach

- March 21, 1984 — Bill Foster, a 47-year-old native of Hemingway, S.C., was named the seventh men's basketball coach at the University of Miami. Foster came to Miami after 19 years as a head coach at Shorter College, Charlotte and Clemson. Foster also announced that Clint Bryant, a long-time assistant at Clemson, would also join the Miami staff.
- April 9, 1984 — Foster announced the hiring of a second assistant coach, Seth Greenberg, who was serving as an assistant coach to Terry Holland at Virginia.
- April 16, 1984 — Tim Harvey, a 6-10, 240-pound center, became the first basketball player to commit to the University of Miami in over 14 years. The Plainfield, N.J., native announced that he would transfer to Miami after spending two seasons in the Georgia Tech program.
- July 1, 1984 — A third assistant coach was hired to complete the basketball staff. Miami native Cesar Odio returned home after serving as an assistant coach at his alma mater, Florida Southern.
- Oct. 11, 1984 — Nearly one full year after the announcement that basketball would return to the University, Athletic Director Sam Jankovich announced that a million dollar-plus practice facility would be constructed on the Coral Gables campus. The new all-purpose structure — located between the Hecht Athletic Center and the Greentree Track would be funded through a gift from the James L. Knight Charitable Trust.
- The first phase of the 1985-86 basketball schedule was also announced on this day, and the lineup included such perennial powers as North Carolina, Georgia, Notre Dame, Marquette and Dayton.

- Oct. 15, 1984 — The first men's basketball practice session in more than 12 years was held on the patio in the center of campus. More than 200 members of the student body participated.

1985: Miami Tips Off Again

- April 25, 1985 — Foster announced that UM's 1985-86 basketball roster would include nine freshmen, one sophomore and one junior, as the spring signing period ends for NCAA basketball.
- August 16, 1985 — Athletic Director Sam Jankovich announced that the 1985-86 basketball schedule had been completed and that network television coverage of the Hurricane program would include a game on CBS (Arizona) and ESPN (Notre Dame).
- Jankovich also announced the completion of a local television schedule (on WBFS Channel 33) that would bring all nine UM road games back to Miami by way of live local broadcasts. Channel 33 would also carry select home games in the Knight Center.
- WIOD Radio, the radio voice of UM football and baseball, would also carry all Hurricane basketball games with veteran Hurricane announcer Sonny Hirsch at the microphone.
- Oct. 15, 1985 — Basketball practice officially begins at the University of Miami in the Knight Sports Complex.
- Nov.12, 1985 — The Knight Sports Complex was dedicated at a gala banquet that was held on the basketball courts of the new structure. CBS basketball analyst Billy Packer served as the evening's guest speaker for an event which welcomed more than 500 guests to the on-campus home of Hurricane basketball. The facility served as the practice home to the men's and women's basketball programs, while also housing the men's basketball coaching staff offices. In addition, the Knight Sports Complex enabled the athletic program to more than double the size of the existing strength room, while also providing meeting rooms and lecture rooms for all of Miami's student-athletes.
- Nov.22, 1985 — The brand new era of Hurricane basketball was ushered in by a young UM squad which defeated The Citadel, 85-77, in front of a sellout crowd of 4,984 at the Knight Center. Dennis Burns (24 points), Kevin Presto (22) and Eric Brown (21) combined to lead the Miami offense, while Bryan Hughes enjoyed the distinction of scoring Miami's first point in 14 years (a free throw with 18:34 remaining in the first half).
- Nov.30, 1985 — Miami stuns 1985 NCAA Tourney participant Georgia with a thrilling 81-78 victory to capture the first AMI Classic Championship at the James L. Knight Center.

End of the 1980s: UM Moves Forward, Upsets Top 20 Teams

- March 5, 1986 — An 84-62 loss to Marquette in Milwaukee closed the Hurricanes' first season since 1970-71. Miami finished the year with a 14-14 record, giving Bill Foster his 19th non-losing record in 20 years as a collegiate head coach.
- The 1986-87 season — Though still considered "America's Youngest Team," Miami compiled a 15-16 slate — recording upset victories against Marquette, Stanford

MIAMI BASKETBALL HISTORY

and Florida State, while losing by only four points to future BIG EAST foe Providence — a team that advanced to the NCAA Final Four.

- The 1987-88 season — Thrilling victories against Providence and Virginia Commonwealth propelled the 'Canes to continued improvement with a 17-14 record. Following the season, center Tito Horford announced his intention to enter the NBA Draft without completing his final two seasons of eligibility. Miami was left with anything but a depleted roster as 10 lettermen, including eight seniors, returned for UM's fourth season.
- April 12, 1988 — Athletic Director Sam Jankovich announces plans to move Hurricane Basketball to the new \$56 million Miami Arena. Also home to the NBA's Miami Heat, the state-of-the-art basketball facility signified a new era in the rise of basketball in South Florida.
- Dec. 10, 1988 — A crowd of 6,654 watch the Hurricanes run neck-and-neck for 40 minutes with ACC powerhouse Duke, falling 117-102. Blue Devil Danny Ferry needs a superhuman performance to stop the Canes as he connects on 23-of-26 shots en route to 58 points. Ferry later calls Miami "a definite top-40 team."
- Jan. 12, 1989 — Joel Warren's free throw, his only point of the evening, with two seconds remaining clinches Miami's first victory over a top-20 team as the Canes upset defending national champion and No. 16-ranked Kansas, 87-86, at the Miami Arena.
- March 6, 1989 — The Hurricanes post an 89-82 win against FIU in the inaugural Carnival Miami Cup. The win leaves Miami with a 19-12 slate, good enough for the best record in 24 years and 10 seasons at Miami. Eric Brown ends his brilliant Miami career with 2,270 career points, just 28 behind All-American Rick Barry's Hurricane record of 2,298.
- Dec. 6, 1989 — Miami hands an 87-82 loss to eventual NCAA Tournament participant Dayton as a Hurricane squad that includes six freshmen and no seniors jumps out with three consecutive wins to start the season.

1990: Hamilton Hired, UM Joins BIG EAST

- Jan. 18, 1990 — Nearly 5,000 fans turn out to watch one of the most exciting Hurricane games ever as Miami edges Florida State in double overtime, 101-97.
- Feb. 19, 1990 — Miami storms back to post a 62-59 victory against Florida, ending the Gators 11-game win streak against the Canes that began during the 1964-65 season.
- March 6, 1990 — The Hurricanes send head coach Bill Foster out on a winning note as one of the most successful and respected collegiate coaches in the nation. He leaves Miami following an 83-55 win against FIU. Foster's six-year rebuilding record at Miami stands at 78-71 (.523), while his overall career mark stood at 431-247 (.636) in 24 seasons.
- April 2, 1990 — UM Athletic Director Sam Jankovich ends a national search for a new coach that spanned an entire season with the hiring of Leonard Hamilton from Oklahoma State. "After meeting with Leonard Hamilton for just five minutes," said Jankovich, "with that smile and that enthusiasm, there was no question who I wanted as coach of the University of Miami."
- Oct. 10, 1990 — On the combined recommendation of President Edward T. Foote and Athletic Director Sam

Jankovich, the University's Board of Trustees unanimously votes to accept an invitation to become the 10th member of the BIG EAST Conference. The Hurricane Basketball program will begin BIG EAST play in the 1991-92 season.

- Dec. 28, 1990 — The Hurricanes rebound from back-to-back double overtime defeats to upset Mississippi State, 74-67, in the consolation contest of the Eastern Airlines Palm Beach Classic. Joe Wylie is voted to the all-tournament squad after breaking seven tourney records including total points with 60 in the two games.
- Jan. 3, 1991 — Joe Wylie becomes the 17th player in UM basketball history to score 1,000 career points. Wylie would later go on to finish his UM career ranked No. 8 in both scoring and rebounding in the UM record books.
- March 6, 1991 — Leonard Hamilton's inaugural season ends with a 9-19 record. However, there were large doses of success throughout the year as the Canes were victorious in six of their final nine contests and finished ranked No. 128 in the USA TODAY computer rankings — Miami's highest finish since the rebirth of the program (including 1988-89 when the 'Canes produced a 19-12 record).
- April 10, 1991 — Leonard Hamilton's first recruiting class is completed with the signing of Ochiel Swaby of Miami, the nation's leading high school scorer at 471 points per game. Along with Hamilton's three signees in the fall of 1990 — Michael Gardner of Fredericksburg, Va., Pat Lawrence of St. Petersburg and 7'3" Constantin Popa of Bucharest, Romania — the freshmen class for the 1991-92 season was ranked in the Top 25.
- Jan. 2, 1992 — Miami tips off in its inaugural BIG EAST contest at Connecticut's Gampel Pavilion. It is a baptism by fire for the young Hurricanes as the game at UConn is the first of four consecutive conference games in 10 days for Miami.
- Jan. 14, 1992 — In the first home conference game in UM history, the Hurricanes shock the nation with a stunning 45-42 upset of perennial BIG EAST power St. John's. The UM victory would ultimately cost the Redmen the outright conference championship as they completed the regular season in a tie with Georgetown and Seton Hall.
- March 12, 1992 — Miami turns the Big Apple upside down with a convincing 83-71 victory against Pittsburgh in the BIG EAST Tournament at Madison Square Garden. The Panthers had beaten Miami in the two regular-season contests by a total of 52 points, but Jerome Scott (30 points) and Trevor Burton (25 points) led a spirited Miami squad past Pitt and into the second round of the conference showcase. Earning the respect of the league and nation, Miami led Georgetown, 34-33, at the half of their quarterfinal contest before dropping a 77-64 decision to the Hoyas. The 1-1 performance in New York ended the Hurricanes' 1991-92 campaign at 8-24. For his individual performance, Jerome Scott is honored as a member of the BIG EAST All-Tournament Team.
- April 28, 1992 — Head Coach Leonard Hamilton takes another giant step in the development of Miami basketball with the completion of his second recruiting class. Six prep standouts, including Steven Edwards of Miami Senior High School, make up the new Hurricane class that is ranked No. 4 in the nation.
- Jan. 2, 1993 — For the second-consecutive season, Miami opens its home BIG EAST schedule with a victory,

MIAMI BASKETBALL HISTORY

as the Hurricanes upset No. 10 Georgetown, 80-69. The resounding victory marks the highest-ranked team the Canes have defeated since the rebirth of the program.

- March 6, 1993 — Miami finishes the regular season campaign with a thrilling 77-76 win over Villanova at Miami Arena. The victory gives Miami a 7-2 record in home BIG EAST games and an increase of six victories over the Hurricanes' first season in conference play (1-17 to 7-11) to mark the third-largest jump in the win column in BIG EAST history.

1995: UM Enjoys a Banner Year

- Jan. 11, 1995 — Once again, St. John's is the victim as the Hurricanes enjoy a BIG EAST first. Miami stuns the Red Storm, 82-79, in a nationally televised game on ESPN to record its first BIG EAST road victory. Freshman Kevin Norris led the way with a 21-point, eight-rebound performance that earned him BIG EAST Rookie of the Week honors.
- Feb. 4, 1995 — The Hurricanes prove they are one of the most improved teams in the nation with an impressive 67-61 win against 13th-ranked Georgetown in Miami Arena. The victory is Miami's first against a nationally-ranked opponent since an 82-77 win over 25th-ranked St. John's in Feb. of 1993.
- Feb. 11, 1995 — Steven Edwards buries a three-point field goal, the 171st trey of his career, just 39 seconds into the second half against Providence to become UM's all-time leader in three-point field goals made. UM defeats the Friars, 69-63, to earn its first BIG EAST Conference regular-season series sweep and in the process present Coach Leonard Hamilton his 100th career victory.
- Feb. 25, 1995 — UM comes back from five points down in the final minute to force overtime before eventually defeating Boston College, 77-71, at Conte Forum. The victory is UM's first BIG EAST overtime win.
- Feb. 28, 1995 — For the second consecutive game, the Hurricanes overcome a five-point deficit in the final minute of regulation and record an overtime victory. The 76-68 win over Pittsburgh is the Hurricanes' ninth league victory of the season, assuring them of their first .500 league season and puts UM over the .500 mark (9-8) for the first time in BIG EAST play. The win also gives Miami at least a .500 overall season for the first time since the 1988-89 campaign.
- March 4, 1995 — A record UM crowd of 11,263 pours into Miami Arena to watch the Hurricanes take on fourth-ranked Connecticut in the regular-season finale. In the contest, Steven Edwards becomes the 20th player in UM history to top the 1,000-point plateau. Miami, who lost a tough 75-67 decision, finished the season with a 9-9 record in BIG EAST play, establishing a new conference record for single-season improvement. Miami's nine-win conference increase tied Louisiana Tech for the best conference improvement in the nation. Miami made a habit out of winning close games in 1995. The Hurricanes went 9-1 in 1995 in BIG EAST games decided by six points or less or in overtime.
- March 6, 1995 — UM President Edward T. Foote II and Ryder System, Inc. Chairman, President and Chief Executive Officer M. Anthony Burns announce that Ryder System, Inc. has committed approximately \$9 million to the development of The RYDER Center, an on-campus

multipurpose facility which will serve as the future home of UM basketball.

- March 9, 1995 — Head Coach Leonard Hamilton is named BIG EAST Conference Coach of the Year.
- March 15, 1995 — UM makes its first postseason appearance in 31 years with a National Invitation Tournament contest at Penn State. The Nittany Lions need a big second half rally to record a 62-56 victory and eliminate the Hurricanes.
- March 21, 1995 — Leonard Hamilton earns his second coach of the year honor as United Press International tabs Hamilton National Coach of the Year.
- March 27, 1995 — Leonard Hamilton is rewarded for rebuilding the Hurricane program and is given a new four-year contract.
- June 28, 1995 — Constantin Popa becomes the 12th Hurricane to be chosen in the NBA Draft as the Los Angeles Clippers select him in the second round with the 53rd overall pick.

The Mid 90s: UM Moves Forward

- Jan. 3, 1996 — The Hurricanes open the New Year in style cruising to a 75-66 victory in Miami Arena against 11th-ranked Syracuse, the eventual NCAA Tournament runner-up. The 'Canes set a school BIG EAST record by connecting on 71.4 percent (20-28) of their field goal attempts in the second half. UM also set a school BIG EAST record for points in a half with 50 second-half points.
- Jan. 8, 1996 — The Hurricanes' game at Seton Hall was postponed due to the blizzard of '96. The postponement was the first since the rebirth of the program in 1985. Four BIG EAST games were postponed due to the blizzard. Prior to those four contests only two games in the 17-year history of The BIG EAST had been postponed and all were due to inclement weather.
- Feb. 10, 1996 — Steven Edwards became The BIG EAST Conference all-time leader in three-point field goals made in league play (167) when he connected on a trey with 5:39 left in UM's 62-58 loss to 21st-ranked Boston College. Edwards finished his career with 178 three-point field goals in BIG EAST play.
- Feb. 20, 1996 — Steve Rich turned in one of the greatest individual performances in UM history, scoring a career-high 43 points and grabbing 13 rebounds as the Canes rallied from a 12-point second-half deficit to defeat St. John's, 96-91, in double overtime at the Miami Arena. Rich, who had 22 points in the second half, sent the game into overtime with a six-foot jumper with 3.6 seconds left in regulation. Rich also sent the game into double-overtime when he hit a free throw with 36 seconds remaining in the first extra session. He put UM ahead to stay with a pair of free throws with 3:52 remaining in the second overtime.
- March 4, 1996 — Tim James becomes the second Hurricane in the past two years to earn a spot on The BIG EAST Conference All-Rookie team.
- March 7, 1996 — UM finishes the 1995-96 campaign with a 15-13 record for the second straight season.
- Jan. 11, 1997 — Kevin Norris hits two free throws with 0.8 seconds remaining to give Miami a 61-59 upset win against ninth-ranked Villanova. The win was the Hurricanes first road win against a ranked opponent.

MIAMI BASKETBALL HISTORY

1997-98: Miami Returns To NCAA Tournament

- Nov. 21, 1997 — Miami defeats 17th-ranked Charlotte, 89-72 at Miami Arena, marking the highest ranked non-conference opponent the Hurricanes have defeated since 1989.
- Dec. 22, 1997 — UM improves to 9-0, tying the school record for consecutive victories to open a season, with a 65-57 win at Memphis.
- Dec. 27, 1997 — Kevin Norris records a team-high six assists against Georgia Tech to move into first-place on UM's career assist list. Norris passes Kevin Presto, who recorded 412 assists from 1985-89.
- Jan. 6, 1998 — Miami knocks off No. 8 Connecticut, marking the highest-ranked opponent UM has defeated in Miami Arena.
- Feb. 4, 1998 — Kevin Norris records one steal against Providence to move into first place on Miami's career steals list. Norris surpassed Jerome Scott, who recorded 187 steals from 1988-92.
- Feb. 28, 1998 — Miami ends the regular season 18-8 following a 70-66 win over 19th-ranked West Virginia at Miami Arena.
- March 3, 1998 — Tim James is named to the All-BIG EAST First Team, becoming the first Hurricane to be named first-team all-conference.
- March 8, 1998 — Miami receives its first NCAA Tournament bid since 1960. The Hurricanes, seeded 11th in the South Region, will face sixth-seeded UCLA at the Georgia Dome in Atlanta.
- March 13, 1998 — No. 19 UCLA defeats Miami, 65-62, in the opening round of the NCAA Tournament. Miami sophomore Johnny Hemsley came off the bench to record a double-double of 13 points and 11 rebounds and was named Chevrolet Player of the Game. The game was aired nationally on CBS and was Miami's first national appearance on network television since 1988.

1998-99: Miami's Breakthrough Season

- Dec. 27, 1998 — Miami defeats Ohio State, 72-64, at the HIP Orange Bowl Basketball Classic. Ohio State goes on to reach 1999 NCAA Final Four.
- Jan. 6, 1999 — Miami defeats No. 10 St. John's, 84-79, at Miami Arena marking the fifth consecutive season the Hurricanes have defeated a ranked opponent at Miami Arena.
- Jan. 18, 1999 — Miami debuts at No. 25 in the Associated Press Top 25 College Basketball Poll. The ranking marks the first for Miami by The Associated Press since 1960.
- Jan. 20, 1999 — Miami plays No. 1 Connecticut in front of a school record crowd of 15,147 at Miami Arena. In one of the season's most dramatic games, John Salmons' three-point attempt rolled in-and-out at the buzzer as UConn held on for a 70-68 overtime win.
- Feb. 3, 1999 — Miami defeats No. 9 St. John's, 73-70, at Madison Square Garden.
- Feb. 8, 1999 — Miami knocks off No. 18 Syracuse, 76-63, marking the Hurricanes first win ever in the Carrier Dome.
- Feb. 20, 1999 — Miami defeats No. 2 Connecticut, 73-71, snapping the Huskies 16-game win streak at Gampel Pavilion. With the win, Miami becomes the first team in BIG EAST history to defeat Georgetown, St. John's, Syracuse and Connecticut on the road in the same season.

- Feb. 23, 1999 — Miami defeats Pittsburgh, 85-52, at Miami Arena, improving UM's record to 20-5 on the season. The 20-win season is the first for Miami since 1964-65.
- March 1, 1999 — Miami moves up to ninth in the AP poll, marking the Hurricanes' first top-10 ranking since March 1, 1960.
- March 1, 1999 — Tim James and Johnny Hemsley are both named to the All-BIG EAST First Team.
- March 2, 1999 — Tim James is named BIG EAST Co-Player of the Year with Connecticut's Richard Hamilton, Johnny Hemsley is named the BIG EAST Most Improved Player and Leonard Hamilton is named the BIG EAST Coach of the Year for the second time of his career.
- March 5, 1999 — Vernon Jennings hands out eight assists against St. John's and passes Michael Gardner for first place on UM's single season assist list.
- March 7, 1999 — Miami receives its second-consecutive NCAA Tournament bid and is seeded No. 2 in the East Region — the highest seed in school history.
- March 8, 1999 — Tim James is named to the All-America Third Team by the Associated Press, becoming the fourth Hurricane in school history and first player since the rebirth of the program to earn All-America honors.
- March 12, 1999 — Miami defeats Lafayette, 75-54, in its opening round game at the FleetCenter in Boston. The win marks the first NCAA Tournament victory in school history and ties the school record for wins in a season (23). Junior forward Johnny Hemsley set a school record and tied the East Regional record connecting on nine three-pointers.
- March 14, 1999 — Miami's NCAA Tournament run ends with a 73-63 loss to Purdue.
- March 16, 1999 — Tim James is named to the All-America Third Team by the National Association of Basketball Coaches.
- June 30, 1999 — Tim James is selected by the Miami Heat with the 25th pick of the first round in the 1999 NBA Draft in Washington, DC. James is the first Hurricane to be drafted since 1995 and the first Hurricane to be selected in the first round since 1965.

1999-2000: Hurricanes Beast of the BIG EAST

- Nov. 8, 1999 — Hurricanes debut at No. 25 in the preseason Associated Press poll, marking the first preseason AP ranking in UM history.
- Nov. 30, 1999 — Johnny Hemsley scores 19 points against Bethune-Cookman to become the 22nd player in UM history to record 1,000 career points.
- Jan. 22, 2000 — Mario Bland scores 24 points against Boston College to become the 23rd player in UM history to record 1,000-career points.
- Feb. 19, 2000 — UM defeats No. 18 Connecticut, 63-57, becoming the first school in BIG EAST history to win consecutive games at Gampel Pavilion in Storrs, Conn.
- Feb. 29, 2000 — Vernon Jennings hands out 10 assists against Pittsburgh to break his own UM single-season assists record. Jennings would end the season with 218 assists.
- March 5, 2000 — Miami defeats No. 18 St. John's, 74-70, in overtime to capture the BIG EAST regular-season championship. The win also marks UM's second-straight 20-win season.

MIAMI BASKETBALL HISTORY

- March 6, 2000 — Miami returns to The Associated Press poll with a No. 23 national ranking.
- March 7, 2000 — Johnny Hemsley is named to the All-BIG EAST Second Team while Mario Bland earns third-team honors.
- March 10, 2000 — Vernon Jennings hands out eight assists against St. John's to move into first place on UM's career assists list. Jennings would end his career with 520 assists.
- March 12, 2000 — UM receives its third consecutive NCAA Tournament bid and is the No. 6 seed in the South Region.
- March 13, 2000 — UM returns to the USA TODAY/ESPN poll with a No. 25 ranking.
- March 19, 2000 — Miami defeats No. 18 Ohio State, 75-62, in the second round of the NCAA Tournament to advance to the Sweet 16 for the first time in school history. The win is UM's 23rd of the season, tying the school record for wins in a season.
- March 24, 2000 — Tulsa defeats Miami, 80-71, in the South Regional semifinal to end the Hurricanes' season. Miami finished with a 23-11 record.
- April 4, 2000 — Miami ends the season ranked 23rd by the AP and No. 20 in the USA Today/ESPN poll.
- June 15, 2000 — Leonard Hamilton steps down as head coach to accept the head coaching job with the NBA's Washington Wizards.
- July 6, 2000 — After a nationwide search, Athletic Director Paul Dee names Perry Clark, formerly of Tulane, as the ninth head basketball coach at the University of Miami.

The Perry Clark Era Begins

- Nov. 18, 2000 — UM defeats Florida Atlantic, 76-59, marking head coach Perry Clark's first win at Miami. Darius Rice scores 26 points, establishing a UM freshman record for most points scored in a season opener.
- Dec. 9, 2000 — Darius Rice scores a UM freshman record 35 points in the Hurricanes' 83-72 win over UCF.
- Jan. 10, 2001 — Darius Rice establishes a UM freshman record with seven three-point baskets in an 85-74 loss at Virginia Tech. Rice scores 31 points becoming the first freshman in UM history to record two 30-point games in a season.
- Jan. 20, 2001 — Miami defeats 15th-ranked Connecticut, 77-74, marking the seventh-straight season in which the Hurricanes have defeated a ranked opponent at Miami Arena.
- Jan. 22, 2001 — Freshman Marcus Barnes is named BIG EAST Rookie of the Week after averaging 22 points in UM wins over Providence and Connecticut. Barnes becomes the first Hurricane since Tim James in 1996 to earn Rookie of the Week honors.
- Feb. 13, 2001 — Miami defeats its third-straight ranked opponent with a 68-57 win versus No. 10 Syracuse at the Carrier Dome.
- Feb. 19, 2001 — Darius Rice earns BIG EAST Rookie of the Week honors after averaging 21 points per game in wins against Syracuse and Villanova.
- Feb. 28, 2001 — The Hurricanes defeat West Virginia, 73-66, at Miami Arena to clinch their seventh consecutive winning season. The win also marks head coach Perry Clark's 200th career victory.

- March 4, 2001 — John Salmons is named the BIG EAST Player of the Week after averaging 26.5 points and 10.0 rebounds in UM wins against West Virginia and Villanova.
- March 6, 2001 — John Salmons is named to the All-BIG EAST Third Team and Darius Rice is named to the BIG EAST All-Rookie Team by a vote of the league's coaches.
- March 11, 2001 — Miami receives a bid to the National Invitation Tournament. The postseason berth is the fifth straight for Miami and sixth in the last seven seasons.
- March 14, 2001 — The Hurricanes' season ends with a heartbreaking 60-58 loss at Auburn in the opening round of the NIT.

2001-02: Miami's Record-Breaking Season

- Nov. 20, 2001 — Miami defeats Clemson, 67-65, in the championship game of the Virgin Islands Paradise Jam. The tournament championship is the Hurricanes' first since the 1988 Eastern Airlines Palm Beach Classic. Senior John Salmons is named the tournament's MVP, while sophomore Darius Rice was named to the all-tournament team.
- Dec. 3, 2001 — Junior James Jones ties the UM single-game record with eight blocked shots in a 77-59 win over FIU.
- Dec. 15, 2001 — Miami defeats No. 21 Indiana, 58-53, in the Orange Bowl Basketball Classic. James Jones is named the game's MVP after recording 13 points, 13 rebounds and five blocks. Indiana would go on to reach the NCAA Tournament championship game.
- Dec. 18, 2001 — Miami improves to 10-0 on the season, setting a school record for consecutive wins to open a season following a 90-62 win against Florida A&M.
- Dec. 22, 2001 — John Salmons scores 15 points in Miami's 64-56 win over Charlotte to become the 24th player in UM history to surpass 1,000 career points.
- Dec. 23, 2001 — John Salmons is named BIG EAST co-Player of the Week with St. John's Marcus Hatten after averaging 10.5 points, 8.0 rebounds, 10.0 assists, 3.5 steals and 3.0 blocks in wins against Florida A&M and Charlotte.
- Dec. 24, 2001 — Miami debuts at No. 24 in the Associated Press poll and at No. 23 in the ESPN/USA Today Coaches poll.
- Dec. 30, 2001 — Miami defeats St. Francis (Pa.), 71-48, concluding its non-conference season 13-0. The perfect non-conference record is the first in school-history.
- Dec. 31, 2001 — John Salmons is named BIG EAST Player of the Week for the second-straight week after averaging 20.0 points, 4.0 rebounds, 4.5 assists and 2.0 steals in wins versus LSU and St. Francis (Pa.). Salmons joins former UM great Tim James as the only Hurricanes to win the award in back-to-back weeks.
- Jan. 2, 2002 — Miami defeats No. 24 Georgetown, 79-71, tying the school-record for consecutive victories (14-0).
- Jan. 19, 2002 — The Hurricanes rally from a 13-point second-half deficit to defeat Providence, 102-96, in overtime. The 13-point second-half comeback tied the UM BIG EAST record.
- Jan. 28, 2002 — Darius Rice is named BIG EAST Player of the Week after recording 30 points and 10 rebounds in the Hurricanes win against Villanova.
- Feb. 2, 2002 — Miami defeats No. 17 Connecticut, 68-66, marking the eighth-straight season the Hurricanes have

MIAMI BASKETBALL HISTORY

defeated a ranked team at home.

- Feb. 4, 2002 — The Hurricanes reach a season-high national ranking of 12th by the Associated Press and 11th in the ESPN/USA TODAY Poll.
- Feb. 21, 2002 — James Jones is named to the Verizon All-Academic District III Basketball team.
- Feb. 26, 2002 — Darius Rice scores 30 points to lead Miami to an 81-65 win at Providence. The win is the 22nd of the season marking the most regular-season wins for the Hurricanes since joining the BIG EAST in 1991.
- Feb. 28, 2002 — Darius Rice (first team) and John Salmons (second team) are National Association of Basketball Coaches All-District 6 selections.
- March 2, 2002 — Miami defeats Virginia Tech, 83-77, on Senior Day at Miami Arena. The Hurricanes tie the school single-season record for victories with their 23rd of the season.
- March 4, 2002 — John Salmons and Darius Rice are named to the All-BIG EAST Second Team while James Jones earns third team honors.
- March 5, 2002 — John Salmons receives the first BIG EAST Sportsmanship Award.
- March 7, 2002 — The Hurricanes establish a new school record for wins in a season (24) with an 84-76 overtime win over Georgetown in the quarterfinals of the BIG EAST Tournament.
- March 9, 2002 — Sophomore Marcus Barnes is named to the BIG EAST Championship All-Tournament Team after averaging 23.5 points in two tournament games.
- March 10, 2002 — Miami receives a bid to the NCAA Tournament. Miami is seeded fifth and will face 12th-seeded Missouri in Albuquerque, N.M.
- March 14, 2002 — Miami's season ends with a 93-80 loss to Missouri in the NCAA Tournament. The Hurricanes end the season with a 24-8 record marking the most wins in school history. The Hurricanes also set season records in three-point field goals (236), three-point field goal attempts (684) and blocked shots (190).

2002-03

- Dec. 18, 2002 — James Jones scores 26 points against Arkansas-Pine Bluff to become the 25th player in UM history to surpass 1,000 career points.
- Dec. 21, 2002 — Darius Rice scores 32 points against No. 13 Florida in the Wachovia Orange Bowl Basketball Classic to become the 26th player in UM history to surpass 1,000 career points.
- Jan. 4, 2003 — Miami christens the \$48 million Convocation Center with a thrilling 64-61 overtime win against North Carolina.
- Jan. 20, 2003 — Darius Rice scores a career-high 43 points, including a steal and three-point basket as time expires to knock off 11th-ranked Connecticut, 77-76, at the Convocation Center. The win marks the ninth-consecutive season in which the Hurricanes have defeated a ranked opponent. The 43 points scored by Rice ties him for third on the all-time BIG EAST single-game scoring list.
- Feb. 20, 2003 — James Jones is named Verizon Academic All-District II for the second-straight season.
- Feb. 28, 2003 — Darius Rice is named to the All-District 6 First Team. Rice becomes the first Miami player since Tim

James (1998, 1999) to earn first team all-district honors in consecutive seasons.

- March 6, 2003 — James Jones is named to the Second Team Verizon Academic All-America.
- March 10, 2003 — Darius Rice is named Third-Team All-BIG EAST by a vote of the league's coaches.
- June 26, 2003 — James Jones is selected in the second round of the NBA Draft by the Indiana Pacers.

2003-04: BIG EAST Era Ends, Miami Joins ACC

- Dec. 7, 2003 — Guillermo Diaz is named BIG EAST Rookie of the Week after averaging 17.0 points, 1.5 rebounds and 3.5 steals per game in victories against Stetson and FIU.
- Dec. 29, 2003 — Rob Hite is named BIG EAST Player of the Week after averaging 22.5 points, 6.0 rebounds and 2.0 steals per game in wins against North Carolina A&T and Florida Atlantic.
- Jan. 17, 2004 — Rob Hite ties a UM single-game record for three-point field goal percentage going 5-5 from behind the arc against Virginia Tech.
- Feb. 4, 2004 — Rob Hite ties a modern day Miami single-game record for free throw percentage connecting on 10-10 free throw attempts against Rutgers.
- Feb. 7, 2004 — Darius Rice starts his 109th game as a Hurricane, setting a new UM record. Rice would end his career with 113 career starts at Miami.
- Feb. 11, 2004 — Miami falls 74-72 in overtime to Boston College marking the fourth overtime loss of the season, setting a BIG EAST single-season record.
- Feb. 19, 2004 — Darius Rice is named First Team All-District 6 by the NABC for the third-straight season. Rice is the first Hurricane to be named First Team All-District three times.
- March 6, 2004 — Darius Rice scores 16 points against West Virginia in his final game as a Hurricane to finish with 1,865 points, fourth most in UM history. Miami ends the season with a 14-16 record.
- March 8, 2004 — Darius Rice is named second team All-BIG EAST and Guillermo Diaz is named to the BIG EAST All-Rookie Team.
- March 26, 2004 — Perry Clark is dismissed from his head coaching duties at the University of Miami.
- April 12, 2004 — Frank Haith is named the University of Miami's 11th head men's basketball coach.
- July 1, 2004 — The University of Miami officially becomes a member of the Atlantic Coast Conference.

2004-05: The ACC/Frank Haith Era Begins

- Nov. 20, 2004 — Miami defeats Wofford, 67-64, giving Frank Haith his first victory.
- Nov. 29, 2004 — Anthony King records the first triple-double in UM history with 11 points, 10 rebounds and an ACC-record 13 blocked shots against Florida Atlantic.
- Dec. 4, 2004 — The Hurricanes knock off 19th-ranked Florida, 72-65, in Gainesville, Fla., marking Miami's first win at Florida since Jan. 10, 1963.
- Dec. 13, 2004 — Rob Hite is named ACC Player of the Week, becoming the first Hurricane to win the award.
- Jan. 6, 2005 — Miami plays its first ACC game, falling 80-69 at Georgia Tech.

MIAMI BASKETBALL HISTORY

- Jan. 9, 2005 — Miami records its first ACC win defeating NC State, 67-66, in front of a sellout crowd at the Convocation Center.
- Jan. 12, 2005 — Guillermo Diaz is named ACC Player of the Week.
- Jan. 12, 2005 — The Hurricanes record their first ACC road win with a 91-80 victory at Virginia.
- Feb. 2, 2005 — Rob Hite scores 17 points against Virginia Tech to become the 27th player in UM history to record 1,000 career points.
- March 7, 2005 — Guillermo Diaz is named second team All-ACC, Robert Hite is named honorable mention All-ACC and Anthony King is named to the ACC All-Defensive Team.
- March 10, 2005 — Miami falls to Virginia, 66-65, in its first ACC Tournament game.
- March 13, 2005 — The Hurricanes receive a bid to the National Invitation Tournament.
- March 14, 2005 — Guillermo Diaz is named First Team NABC All-District 6 and Frank Haith is named NABC District 6 Coach of the Year. Haith is the first UM coach to earn District Coach of the Year honors.
- March 15, 2005 — Miami's inaugural season in the ACC ends with a 69-67 loss at South Carolina in the opening round of the NIT. South Carolina goes on to win the NIT title. Anthony King records three blocked shots against the Gamecocks, setting a UM single-season record (86).

2005-06

- Nov. 16, 2005 — The University of Miami and BankUnited enter into a 10-year agreement which renames the Convocation Center the BankUnited Center.
- Jan. 14, 2006 — Miami knocks off No. 20 North Carolina, 81-70, in Chapel Hill, N.C., marking the Hurricanes' first win at the Dean Smith Center.
- Feb. 23, 2006 — Guillermo Diaz and Rob Hite are both named first team All-District 6 by the NABC marking the first time the Hurricanes have had two players on the first team in the same season.
- March 6, 2006 — Guillermo Diaz is named Second Team All-ACC while Rob Hite earns third team honors by a vote of the league's coaches.
- March 7, 2006 — Guillermo Diaz is named to the All-District IV First Team by the USBWA.
- March 9, 2006 — The Hurricanes win their first ACC Tournament game, overcoming a 12-point deficit over the final 12 minutes to defeat Clemson, 66-63, in Greensboro, N.C.
- March 15, 2006 — Miami defeats Oklahoma State, 62-59, in the opening round of the NIT at the BankUnited Center. It marks the first postseason game hosted by the Hurricanes.
- March 20, 2006 — UM records a 53-52 win at Creighton in the second round of the NIT marking Miami's first NIT road win.
- March 22, 2006 — The Hurricanes' season ends with a 71-65 defeat at Michigan in the NIT quarterfinals.
- June 28, 2006 — Guillermo Diaz is selected in the second round of the NBA Draft by the Los Angeles Clippers with the 52nd overall pick.

2006-07

- Dec. 3, 2006 — In the 2006-07 ACC opener, the Hurricanes knock off 21st-ranked Georgia Tech, 90-82, at the BankUnited Center.
- Dec. 4, 2006 — Sophomore Jack McClinton earns ACC Player of the Week honors, averaging 26.0 points, 2.0 assists and 1.5 rebounds in two games against Northwestern and Georgia Tech.
- Jan. 10, 2007 — Miami downs No. 25 Maryland, 63-58, in College Park, Md., in front of a crowd of 17,950 Terrapin fans to improve to 2-0 versus ranked teams.
- Jan. 22, 2007 — Freshman Dwayne Collins becomes the first UM player to earn ACC Rookie of the Week honors after averaging 18.0 points and 8.5 rebounds against Boston College and Florida State.
- March 5, 2007 — Jack McClinton, who concluded the 2006-07 regular season ranked first in the ACC in three point percentage (.438), three-pointers made per game (2.93) and free throw percentage (.896), earns Third Team All-ACC honors.
- March 8, 2007 — The Hurricanes upset fourth-seeded and 17th-ranked Maryland 67-62 in the first round of the 2007 ACC Tournament.

2007-08

- Nov. 18, 2007 — Miami uses a 64-58 win over Providence to improve to 4-0 and claim the inaugural O'Reilly Auto Parts Puerto Rico Tip-Off Championship title. Junior Jack McClinton is named to the all-tournament team and ESPN's Andy Katz tabs Miami the "Team of the Week".
- Dec. 13, 2007 — UM improves to 9-0 as Jack McClinton scores 29 points, including five three-pointers, to defeat Mississippi State, 64-58, snapping MSU's 23-game Dec. home winning streak. With the Hurricanes trailing 56-51, the Baltimore junior knocked down a trio of 3-pointers and converted a pair of free throws in the final 3:22 to lead Miami to the comeback victory. For the game, McClinton hit 11-of-22 from the floor, 5-of-10 from three-point range and 2-of-2 from the line.
- Dec. 17, 2007 — After nine-straight wins, including five away from the BankUnited Center, Miami jumps into the top 25 in a pair of national polls — No. 22 in both the USA TODAY/ESPN Top 25 Coaches Poll and in the AP Top 25. It is the program's first ranking since a No. 21 showing in both polls during the week of March 10, 2002. UM also tops three RPI polls with the nation's 18th-toughest schedule to date. Also, Jack McClinton earns ACC Player of the Week honors after his game-winning performance at Mississippi State.
- Dec. 23, 2007 — Miami improves to 12-0 with a 95-64 win over North Carolina A&T. It marks the best start under fourth-year head coach Frank Haith and the program's second-best start ever.
- Dec. 24, 2007 — Miami reaches a season-high No. 19 ranking in both the AP Top 25 and the USA Today/ESPN Top 25 Coaches Poll. It is the highest ranking since earning a No. 16 ranking by the USA TODAY/ESPN Poll on March 3, 2002, and No. 17 ranking by the Associated Press on Feb. 18, 2002, and is also the highest ranking for a Miami squad this early in the season.
- Jan. 12, 2008 — Miami improves to 4-0 in ACC home openers, knocking off Georgia Tech, 78-68, at the BUC.

MIAMI BASKETBALL HISTORY

- Feb. 20, 2008 — Sophomore Dwayne Collins scores a career-high 26 points (12-14 FGs, 2-3 FTs) to lead Miami to a 96-95 win over No. 4/5 Duke at the BankUnited Center — UM's first win over the Blue Devils in 45 years. The Hurricanes led by as many as 20 points in the second half and made six of eight free throws in the final 41 seconds to preserve the upset.

- Feb. 25, 2008 — Dwayne Collins is named National Player of the Week by ESPN.com and Rivals.com after averaging 19.0 points and 16.5 rebounds per game, while shooting 72 percent from the field in wins over Duke and Maryland.

- March 1, 2008 — With a 95-93 win over Virginia, the Hurricanes earn their 20th win of the season for the 10th time in program history. Jack McClinton scored 34 points in the win, including a career-high seven three-pointers — tying the UM mark for the third-most three-pointers in a game.

- March 5, 2008 — With a 74-61 win over Boston College, the Hurricanes snap a 13-game skid versus the Eagles and set a new BankUnited Center record for home wins with 14. It also marks a program-best eighth win in the ACC.

- March 8, 2008 — Jack McClinton scores 22 points at Florida State to become the 29th Hurricane to score 1,000 points and just the fourth to do it in his first two seasons.

- March 10, 2008 — Jack McClinton, who finished the 2007-08 regular season ranked first in the ACC in three point percentage (.442), three-pointers per game (3.0) and free throw percentage (.900), becomes the first Hurricane named to the All-ACC First Team. He is also the only first-team pick to also earn All-ACC Academic Team honors.

- March 16, 2008 — Miami is seeded seventh in the NCAA Tournament and will face 10th-seeded St. Mary's in Little Rock, Ark.

- March 21, 2008 — Jack McClinton scores a career-high 38 points, including 32 in the second half, to lead Miami past St. Mary's, 78-64, in NCAA first round play. Miami's 23rd win of the season ties for second-most wins in program history. McClinton's 38 points is the second-highest scoring total in the 2008 tournament.

- March 13, 2008 — Miami's season comes to a close with a 75-72 loss to second-seeded and seventh-ranked Texas in the NCAA's second round.

2008-09

- Preseason — Miami opens the season ranked among the nation's top 25 in both preseason polls for just the second time in program history. The Hurricanes were No. 16 in the preseason USA TODAY/ESPN Top 25 Coaches' Poll — tying the highest preseason ranking in program history — and No. 17 in the preseason Associated Press Poll — marking the team's highest preseason ranking in the AP Poll. At the league's annual Operation Basketball, the Hurricanes were picked to finish fourth in the ACC and Jack McClinton was selected to the Preseason All-ACC Team. He was also named to the Preseason Wooden List and was a candidate for both the Lowe's Senior CLASS Award and the Bob Cousy Award.

- Dec. 6, 2008 — Miami defeats Kentucky, 73-67, at Rupp Arena in front of 24,109 Wildcat faithful to mark the Hurricanes' first win at Rupp Arena. UM's 20-point halftime

lead (46-26) is the largest by an opponent at Rupp since 1980. Miami added a 70-56 win over St. John's at Madison Square Garden on Dec. 27 to extend the list of notable venues in which Frank Haith's Hurricanes have won.

- Jan. 10, 2009 — With their 77-71 win over No. 17/24 Boston College, the Hurricanes win their fourth-straight off their home court and snap a 10-year drought in Chestnut Hill, Mass.

- Feb. 4, 2009 — Miami wins its second game of the season over a ranked opponent, routing No. 6/7 Wake Forest, 79-52, for the program's largest margin of victory (27 points) over a ranked opponent and its largest margin of victory in ACC play. Jack McClinton scores 32 points — including a season-high six three-pointers — to move into UM's top 10 in career scoring.

- Feb. 9, 2009 — Jack McClinton is named ACC Player of the Week after averaging 33.0 points, 3.0 rebounds and 1.5 steals in a pair of games versus top-10 opponents in Wake Forest and at Duke. He adds 35 points in UM's next game versus No. 3/3 North Carolina, becoming the first Hurricane to have three-straight 30-point games since Eric Brown 21 seasons ago. Just two weeks later he is named to the Naismith Mid-Season List.

- March 3, 2009 — Jack McClinton earns National Association of Basketball Coaches (NABC) first team All-District honors.

- March 9, 2009 — For the second-straight season, Jack McClinton is named to the All-ACC first team. In addition, he is the only All-ACC honoree — on any team — to also earn All-ACC Academic Men's Basketball Team recognition. The Baltimore native closes his career as the ACC's all-time leader in three-point field goal percentage (.440) and ranks second in career free throw percentage (.900).

- March 18, 2009 — Jack McClinton hits a career-high tying seven 3-pointers and scores 25 points to lead Miami to a 78-66 victory over Providence in the first round of the NIT, breaking his own school record for 3-pointers in a season. (He closed the season with 101 and his career with a UM-record 286 treys). With his fourth postseason win, Frank Haith has more postseason wins than any other coach in Miami men's basketball history.

- March 20, 2009 — Miami closes its season with a 74-60 loss at Florida in the second round of the NIT.

- March 2009 — The Hurricanes' new on-campus practice facility opens.

- April 2, 2009 — Jack McClinton wins the men's three-point championship at the 21st Annual College Slam Dunk and Three-Point Championships in Detroit, heading into the NCAA Final Four.

- June 24, 2009 — UM's 2009 men's basketball signing class is nationally ranked No. 19 by Scout and No. 24 by ESPN, marking head coach Frank Haith's second top-25 recruiting class in five years at the helm.

- June 26, 2009 — Jack McClinton is selected by the San Antonio Spurs with the 51st pick in the second round of the 2009 NBA Draft.

2009-10

- Nov. 14, 2009 — True freshman Durand Scott dishes out 10 assists — with zero turnovers — in his collegiate debut as Miami defeats visiting NC Central, 83-53, en route to

MIAMI BASKETBALL HISTORY

his first of a program-high four ACC Rookie of the Week honors. It is the most assists by a Hurricane in exactly three years and ties an ACC freshman record.

- Nov. 22, 2009 — James Dews scores 22 points and tournament MVP Dwayne Collins adds 17 points and 15 rebounds to lead Miami past South Carolina, 85-70, to win the championship game of the Charleston Classic. Miami reached the championship game by beating Tulane, 74-54, in the opening round and UNC Wilmington, 67-60, in the second round.
- Dec. 2, 2009 — Durand Scott scores a season-high 20 points, including consecutive breakaway baskets in the final minute, and Miami remains unbeaten by rallying past Minnesota, 63-58, in the Big Ten/ACC Challenge. It was the first 20-point performance by a Miami freshman since Dwayne Collins finished with 24 at Boston College on Jan. 16, 2007.
- Dec. 12, 2009 — James Dews hit a career-high six 3-pointers as Miami tied a school record with 15 3-pointers in a 91-54 win over South Carolina State. The Hurricanes made nine 3-pointers in the first half, including four in the opening 6:36.
- Jan. 3, 2010 — James Dews scores 21 points and sinks five 3-pointers as Miami knocks off Pepperdine, 86-63, for its 21st straight non-conference regular-season victory. UM, who closed its non-conference slate with a perfect 14-0 record, made 13 3-pointers and shot 53 percent from the field.
- Jan. 11, 2010 — After knocking off Wake Forest, 62-53, the 15-1 Hurricanes enter the Associated Press Top 25 Poll at No. 23.
- Feb. 10, 2010 — James Dews makes a 15-footer at the buzzer as Miami defeats No. 20 Georgia Tech, 64-62. Miami has defeated a ranked team in 14 of the last 15 seasons, including 14 wins over ranked opponents under Coach Haith.
- Feb. 17, 2010 — During halftime of Miami's game versus Duke, three former Hurricane greats were paid tribute to with the institution of honored jerseys. Jack McClinton (2006-09), Don Curnutt (1967-70) and Dick Hickox (1958-61) had their jerseys raised to the rafters of the BankUnited Center, next to the retired jerseys of Rick Barry and Tim James.
- March 2, 2010 — Durand Scott scores a season-high 29 points at North Carolina — the second-highest point production by an ACC rookie this season and the most points by a UM freshman in over nine years. He became the first Miami rookie since Guillermo Diaz (2003-04) to score 20 points in multiple games as a freshman.
- March 8, 2010 — Durand Scott becomes the first Hurricane named to the Atlantic Coast Conference All-Rookie Team. Miami has had an all-conference player in all six years under Coach Haith.
- March 11, 2010 — Reggie Johnson scores a career-high 22 points against his hometown school and 12th-seeded Miami routes fifth-seeded Wake Forest, 83-62, in the first round of the ACC Tournament. Johnson shot 8-for-8 from the field and 6-for-6 from the line to tie a UM record and set a new ACC Tournament freshman record as the first rookie to finish perfect from the field in a tourney game.
- March 12, 2010 — Durand Scott scored 11 of his 17 points

in the final six minutes and 12th-seeded Miami continued its run in the ACC Tournament with a 70-65 victory over Virginia Tech. It marked the first time in program history that the Hurricanes won a pair of games in a conference tournament and marked the first time UM has advanced to the semifinals of the ACC Tournament. Since 1994, of the 482 teams seeded 10th or below in conference men's basketball tournaments around the country, Miami is the 28th 10-seed or below to advance to a conference semifinal — just the second 12-seed to do it in ACC history and the third ACC team seeded 10th or below.

- March 14, 2010 — Durand Scott was named to the ACC All-Tournament First Team and Reggie Johnson earned second-team honors. The freshmen tandem marks the first Canes to earn the accolades.
- May 6, 2010 — Former Hurricane Will Allen was selected as one of the world's 100 most influential people by TIME Magazine for work with his non-profit group Growing Power.
- June 25, 2010 — Dwayne Collins is selected by the Phoenix Suns with the 60th pick of the 2010 NBA Draft.

2010-2011

- Nov. 3, 2010 — DeQuan Jones and Rion Brown combine for 32 points, nearly outscoring Barry University in the University of Miami's 102-33 blowout exhibition win over the Buccaneers to start the season.
- Nov. 12, 2010 — Starting guard Malcolm Grant scores a then career-high 23 points — hitting a career-high-tying four three-pointers — and Durand Scott finishes with 20 as the Hurricanes shake off a tough first-half challenge from the Jacksonville Dolphins, who advanced to the second round of the 2010 NIT.
- Dec. 4, 2010 — The Hurricanes win their fourth game in a row and their 18th consecutive nonconference regular season game at home with a win over West Virginia, who reached the Final Four in 2010.
- Dec. 23, 2010 — Reggie Johnson scores a season-high 21 points and pulls down 12 rebounds to lead Miami past Akron 69-61 in the final round of the Las Vegas Holiday Hoops Classic. The Hurricanes (10-3) went 4-0 in the Classic, including a 3-0 mark in Las Vegas.
- Jan. 15, 2011 — Trailing 68-67, Boston College has a chance to take the lead, but Miami backup center Julian Gamble blocks Reggie Jackson's drive. Miami's Garrus Adams then made two free throws for a 70-67 lead. The Canes went on to win 72-71 for their first ACC win of the season and improved to 8-0 at home on the season.
- Feb. 3, 2011 — Miami overcomes a season-high 28 turnovers and snaps a four-game losing streak by taking advantage of Georgia Tech's poor shooting to win 59-57. Miami built a 21-point lead with 13 ½ minutes left, then held on despite making only two baskets the rest of the way.
- Feb. 5, 2011 — After losing four straight by a combined 11 points, the Hurricanes beat Virginia in overtime to advance to 14-9 on the season and 3-6 in the ACC. Rion Brown made three free throws to tie the game with 13.7 seconds left in regulation, Adrian Thomas finished with 20 points and 10 rebounds and Miami beat Virginia 70-68 in overtime. Thomas made a career-best six 3-pointers for the Hurricanes. Reggie Johnson scored 16 and Malcolm Grant

MIAMI BASKETBALL HISTORY

added 11 for UM.

- Feb. 9, 2011 — Reggie Johnson hits two free throws with four seconds left and Miami survived a rimmed-out 3-pointer at the buzzer to beat Wake Forest, 74-73, to snap a 13-game ACC road losing streak. Playing in his hometown, Johnson scored a career-high 25 points and grabbed seven rebounds, calmly sinking both foul shots for the 20th lead change of the night.
- Feb. 23, 2011 — Reggie Johnson scores 12 of his 15 points in the second half to help Miami hold off a Boston College charge in a 73-64 win, sweeping the season series.
- March 2, 2011 — Adrian Thomas, a sixth-year senior, scores 12 points in his final regular-season game giving UM five double figure scorers in a 80-66 win over Maryland.
- March 10, 2011 — Malcolm Grant scores 16 points as Miami rallied from 10 down in the final minute of regulation to force overtime and beat Virginia 69-62 in the first round of the ACC Tournament. Garius Adams added 10 points for the Hurricanes (19-13), who spent most of the second half struggling to make a shot before their frantic comeback forced the extra period. Once there, Grant hit three free throws while Adams had a crucial 3-pointer and Reggie Johnson added a pair of baskets to put Miami in control.
- April 4, 2011 — Frank Haith resigns from his post as head coach at the University of Miami.

2011-12 — Jim Larrañaga Era Begins

- April 22, 2011 — University of Miami Director of Athletics Shawn Eichorst announces the hiring of Jim Larrañaga as the 12th head coach of the men's basketball program. Eichorst and Larrañaga addressed the media at a press conference at 7 p.m. on Friday in the UM Fieldhouse.
- April 28, 2011 — Head coach Jim Larrañaga announces that Eric Konkol, Michael Huger and Chris Caputo have joined his Hurricanes staff as assistant coaches. All three assistants worked with Larrañaga at George Mason. "I'm delighted that my three sidekicks from the last few years will be joining us at the University of Miami," said Larrañaga at the time of the hiring.
- May 7, 2011 — After testing the waters of the NBA Draft without hiring an agent, center Reggie Johnson elects to return to the Hurricanes for his junior season in 2011-12. Johnson participated in a combine at the Nets' practice facility in East Rutherford, N.J., in front of scouts, coaches and personnel from approximately 27 NBA teams, but decides to return to UM.
- July 1, 2011 — Junior center Reggie Johnson successfully underwent surgery on June 30 to repair a torn meniscus in his right knee after injuring the knee during a pick-up game with teammates. The 2011-12 Canes will play nine games without the 2011 All-ACC honorable mention honoree, who is sidelined until his debut on Dec. 17 vs. Florida Atlantic in the Orange Bowl Basketball Classic.
- August 23, 2011 — Less than two months after center Reggie Johnson undergoes surgery, senior Julian Gamble tears the ACL in his left leg and is out for the entire 2011-12 season. With both of Miami's returning big men injured, the Canes will rely heavily on junior transfer Kenny Kadji in the post. Gamble is later granted a sixth year of eligibility and will play in the 2012-13 campaign.
- August 25, 2011 — Freshman Shane Larkin transfers

to UM after being granted a release from DePaul in early August. Larkin becomes eligible for the second game of the season after initially being ruled out for the season due to transfer rules. The point guard from Orlando, Fla., solidifies Larrañaga's commitment that the basketball program will aggressively recruit the state of Florida.

- September 22, 2011 — Coach Jim Larrañaga is inducted into the New York City Basketball Hall of Fame, in a ceremony held at the New York Athletic Club on Central Park South at 59th Street. Larrañaga, born in The Bronx, N.Y., was joined in the Hall of Fame class by Donnie Walsh, Mike Saunders, John Warren, the late Lloyd "Sonny" Dove, Debbie Mason, Tom Henderson and Kenny Charles.
- Oct. 19, 2011 — The University of Miami men's basketball team, in the first year under Head Coach Jim Larrañaga, is predicted to finish fifth in the ACC and senior Malcolm Grant is selected to the Preseason All-ACC Team, as announced by the league during Operation ACC Basketball.
- Nov. 11, 2011 — Coach Larrañaga earns his first victory as the head coach of the Miami Hurricanes with a 69-58 win over Tennessee Tech in the season opener held at the BankUnited Center in Coral Gables. With the "W" the 28-year head coach improves to 471-334 overall and Miami increases its season-opener winning streak to 18 consecutive victories.
- Dec. 1, 2011 — Coach Larrañaga announces that high school senior Tonye Jekiri have signed a National Letter of Intent with the University of Miami men's basketball program. Jekiri, a 6-11, 220-pound center from Nigeria, is a local product from Hialeah's Champagnat Catholic School.
- Dec. 3, 2011 — With an 83-75 victory over Massachusetts, the University of Miami men's basketball team earned its 100th victory in the BankUnited Center, the team's home arena on the Coral Gables campus. In the game, Shane Larkin made his first career start as a Hurricane and Durand Scott scored a team-high 16 points, all of which were from the charity stripe.
- Dec. 5, 2011 — Freshman Shane Larkin earns ACC Rookie of the Week honors after averaging 15.0 points, 2.0 assists and 2.0 rebounds in games at Purdue and against Massachusetts, marking the first ACC weekly honor in the Larrañaga regime. Larkin, who played high school ball at Dr. Phillips in Orlando, was 6-of-7 from long range (85.7%), hitting 9-of-18 overall from the field, and a perfect 6-of-6 at the line overall that week.
- Dec. 17, 2011 — Center Reggie Johnson makes a massive debut in his first game back after undergoing knee surgery in June, posting 15 points, nine rebounds, five blocks and five assists and leading the Canes to a double-overtime victory over Florida Atlantic in the Orange Bowl Basketball Classic. Johnson, who was expected to play only 5-10 minutes due to recovery from surgery, was on the court for 36 ticks.
- Jan. 18, 2012 — Coach L & Company earn the team's first ACC victory with a 76-73 win over Clemson after coming up short in a pair of games at nationally ranked No. 21/23 Virginia and No. 3 North Carolina to start the season. Against UVa, Malcolm Grant scored 16 points and made the game-clinching interception with less than five seconds left in the game to secure the win.
- Jan. 24, 2012 — Less than a week after earning the

MIAMI BASKETBALL HISTORY

team's first ACC victory of the season, the Canes downed Georgia Tech, 64-49, in Atlanta for Miami's first ACC road win of 2012. Kenny Kadji (21) and Malcolm Grant (16) combined for 37 of the team's points and freshman Shane Larkin earned a spot in the starting lineup, the first ACC start of his career.

- Jan. 27, 2012 — Coach Larrañaga and his staff have already made a tremendous impact on the Coral Gables community, as indicated by the three-year contract extension offered by the University of Miami. The extension will run through April 30, 2019, adding three years to his existing five-year contract which began in April 2011.

- Feb. 5, 2012 — Miami upsets No. 7/5 Duke, 78-74 in overtime, for the Canes' first-ever win at Cameron Indoor Stadium. Reggie Johnson led the way with 27 points and 12 rebounds, leading to ACC Player of the Week honors. The victory spurred national chatter about the Canes and pushed Miami into the spotlight as UM is listed in the AP Poll for the first time since 2010.

- Feb. 10, 2012 — The Hurricanes go on a tear, winning five-straight ACC matchups after starting the season 1-3 in league play. Beginning with wins at Georgia Tech and Boston College, Miami then defeats Maryland and knocks off No. 7/5 Duke before downing Virginia Tech in Coral Gables.

- Feb. 26, 2012 — Miami routs in-state rival No. 15/16 Florida State, 78-62, in front of a sold out crowd at the BankUnited Center despite having Reggie Johnson on the bench after being ruled ineligible prior to the game. Following the game, students rush the court and the Hurricanes again receive national attention following a victory over a ranked team.

- March 3, 2012 — Miami honors three senior players — Malcolm Grant, DeQuan Jones and Ryan Quiglar — and the team manager — Jonathan Trock — prior to the final home game against Boston College. Coach Larrañaga started all three seniors alongside Durand Scott and Reggie Johnson. With the 77-56 win, Miami earns its best finish and record ever in the ACC, tied for fourth with a 9-7 league mark.

- March 5, 2012 — Three University of Miami basketball players — Kenny Kadji, Durand Scott and Shane Larkin — earn 2011-12 All-Atlantic Coast Conference honors, as announced by the ACC, following a vote of 62 members of the Atlantic Coast Sports Media Association (ACSMA). Kadji was selected to the All-ACC third team, Scott was voted an honorable mention performer and Larkin earned a spot on the ACC All-Freshman Team.

- March 6, 2012 — Senior Malcolm Grant is tapped into the University of Miami's prestigious Iron Arrow Society — known as the highest honor attained at the university. "The Iron Arrow Society is the highest honor bestowed upon a student or student-athlete at the University of Miami and no one is more deserving of the honor than Malcolm Grant," said Coach Jim Larrañaga.

- March 10, 2012 — In the third meeting of the season between FSU and UM, and with the Canes' leading scorer Durand Scott on the bench after being ruled ineligible before the game, Miami bows out of the Atlantic Coast Conference tournament with an 82-71 loss to No. 17 Florida State. Miami defeated Georgia Tech, 54-36, to play in the tournament's quarterfinals.

- March 20, 2012 — After earning the teams' 20th win of the season by rolling past Valparaiso, 66-50, in the first round, Miami is defeated, 78-60, by Minnesota in the second round of the National Invitation Tournament. The Canes have played in the postseason 13 of the past 18 years, and in six of the past eight seasons, with five NIT appearances and one NCAA appearance.

- March 30, 2012 — DeQuan Jones opened the 2012 Denny's Slam Dunk Contest with a perfect score of 40 from the on-site judges in the 24th Annual State Farm College Slam Dunk Championships held in New Orleans at the site of the NCAA Final Four. Jones was joined in the event by judge Jimmy Graham, a former Cane hooper and then-New Orleans Saint. Jones also participated in a pre-event Google+ Hangout on the UM campus.

2012-13 Historic Season

- Oct. 15, 2012 — The ACC Coaches pick Miami fourth in the preseason poll, and two days later the media predicted the Canes to finish fifth in the league.

- Oct., 2012 — Miami earns national respect, opening the season ranked No. 24 by Blue Ribbon Yearbook, and receiving votes in both the USA TODAY (two votes) and AP (eight votes) polls.

- Oct. 30, 2012 — As the 2012-2013 NBA season tips off, three Pro Canes were on NBA rosters with John Salmons playing for the Sacramento Kings, DeQuan Jones for the Orlando Magic and James Jones playing for the defending champion Miami HEAT.

- Nov. 2, 2012 — The Hurricanes dropped the team's exhibition game, 69-67, to Division II St. Leo University from Tampa, Fla.

- Nov. 7, 2012 — UM opens the regular season with an 87-79 victory over the Stetson Hatters at the BankUnited Center.

- Nov. 13, 2012 — In the first road game of the season, the Canes fall, 63-51, to FGCU in a sold-out Alico Arena in Fort Myers, Fla. The Eagles would go on to be a Cinderella team in the NCAA Tournament, playing in the Sweet 16.

- Nov. 28, 2012 — The unranked Hurricanes upset No. 13/14 Michigan State in the ACC/Big Ten Challenge, a turning point of the season. With the win, UM returned to the national polls, receiving votes in both.

- Dec. 20, 2012 — Sophomore point guard Shane Larkin is added to the Bob Cousy Award watch list. Throughout the season, Larkin will be added to watch lists for the Naismith, Wooden and Lute Olson awards.

- Jan. 4, 2013 — Coach Jim Larrañaga earns his 500th career victory as Miami opens the ACC season with a win at Georgia Tech, UM's first ACC road opener win since joining the league in 2004-05.

- Jan. 10, 2013 — Miami travels to Chapel Hill, N.C., and defeated North Carolina for the first time in 10 meetings. The 2-0 start was Miami's best in ACC play since joining the league.

- Jan. 21, 2013 — AP voters rank Miami No. 25, while the Canes continued to receive votes in the USA TODAY poll.

- Jan. 22, 2013 — The University of Miami announces a sellout crowd for the UM vs. Duke game on Jan. 23. The game was only the second sellout of the BUC under its current configuration. The Canes would go on to have five

MIAMI BASKETBALL HISTORY

sellouts in the historical season.

- Jan. 23, 2013 – Miami upsets No. 1 Duke in the BankUnited Center, downing the Blue Devils 90-63. It was both UM and Coach L's first win over a top-ranked team. UM was the first team to beat a No. 1 team by 20+ points in the 21st century.

- Jan. 28, 2013 — Fresh off dominant victories over No. 1 Duke and in-state rival Florida State, Miami is ranked No. 14 in the latest edition of the Associated Press Top 25 and No. 15 in the USA TODAY Coaches rankings. According to the Associated Press, Miami's climb in the AP Poll was tied for the second-largest since the poll expanded to 25 teams in 1989-90.

- Feb. 4, 2013 – The Canes continue to climb their way up the national polls, earning No. 8 in the latest edition of the Associated Press Poll and No. 11 in the USA TODAY rankings. The No. 8 ranking in the AP Poll ties Miami's highest ranking ever, when the Canes were No. 8 on March 1, 1960. In the USA TODAY Poll, Miami is one spot short of its highest ranking, which came on March 1, 1999.

- Feb. 5, 2013 – The U.S. Basketball Writers Association selects Miami guard Shane Larkin as its Oscar Robertson National Player of the Week for games ending the week of Sunday, Feb. 3. Larkin was also the ACC Player of the Week for his performances against Virginia Tech and NC State.

- Feb. 9, 2013 – Miami improves to 10-0 in conference play with a dominant 87-61 victory over North Carolina in front of a sold out BankUnited Center crowd. Miami is now the first team to beat Duke and UNC by 25 points since the start of ACC play in 1953. Miami is also the first team to beat Duke and UNC by 20 plus points in the same season since Maryland in '74-'75 season.

- Feb. 11, 2013 – Following the win vs. UNC, Miami soars to its highest rankings of the season, earning a No. 3/4 rank, receiving a record 17 first-place votes in the AP Poll. The last time UM received No. 1 votes was nearly 53 years ago when the Hurricanes tallied seven first place votes and was ranked 8th on March 1, 1960. UM also established a new program high with five first-place votes in the Coaches Poll.

- Feb. 18, 2013 — Miami makes program history AGAIN by earning a No. 2 ranking in the latest editions of both the AP and USA TODAY Coaches polls.

- Feb. 23, 2013 – The Canes suffer their first ACC loss of the season, falling 80-65 at Wake Forest.

- March 7, 2013 – Raphael Akpejiori is named to the 2012-13 All-ACC Academic Men's Basketball Team.
- March 9, 2013 – With the win over Clemson, the Hurricanes clinch sole possession of the ACC regular season championship, as well as earning the top seed in the ACC tournament. Miami's win gave them their first outright conference title in school history.

- March 11, 2013 — Fresh off the program's first-ever ACC regular-season championship, sophomore Shane Larkin, senior Kenny Kadji and Durand Scott are selected as All-ACC performers by the Atlantic Coast Sports Media Association. Larkin was named First Team All-ACC, while Kadji picked up second team honors and Scott was an honorable mention player. Guard Durand Scott was selected to the ACC's Defensive Player of the Year while Shane Larkin was on the All-Defensive Team and Larrañaga was Coach of the Year, as determined by the Atlantic Coast Sports Media Association (ACSMAs).

- March 12, 2013 – The ACC coaches select Coach Larrañaga Coach of the Year, Shane Larkin Player of the Year and Durand Scott Defensive Player of the Year. Larkin (1st), Kenny Kadji (2nd) and Scott (H.M.) each earned a spot on the inaugural Coaches All-ACC Basketball Team. Larkin, Scott and Julian Gamble were also named to the All-ACC Defensive Team.

- March 17, 2013 – Miami claims its first ACC Tournament title with a sweep of Boston College, NC State and North Carolina in the Greensboro Coliseum. Miami became the first school since 1974 to win the ACC outright regular-season and tournament titles in the same season. Miami is also the first ACC school outside of the state of North Carolina to do so. Shane Larkin was named the ACC Tournament MVP and Larkin and Durand Scott were named to the ACC All-Tournament first team, while Julian Gamble and Trey McKinney Jones were named to the second team.

- March 17, 2013 – ACC regular-season and tournament champion Miami Hurricanes earn the No. 2 seed in the East Region in the 2013 NCAA Division I Men's Basketball Championship. Miami was making its seventh NCAA tournament appearance in program history and only the sixth in the modern tournament era. Miami's No. 2 seed was tied for the highest in program history.

- March 22, 2013 – With a 78-49 win over 15-seed Pacific in Austin, Texas, 2-seed Miami records its first NCAA tournament victory since a 78-64 win over St. Mary's in the 2008 NCAA Tournament. The 29-point victory over Pacific was its largest margin of victory in an NCAA tournament game in program history, besting the previous mark of 21 set in 1999 vs. Lafayette College (75-54).

- March 24, 2013 – Miami downed 7-seed Illinois 63-59 in the Third Round to advance to the Sweet 16 for only the second time in school history (2000). The win increased the Hurricanes' single-season school-record wins total to 29.

- March 28, 2013 – Miami's historic season ends with a 71-61 loss to Marquette in the Sweet 16 in Washington, D.C. UM is now 6-7 all-time in seven NCAA tournament appearances.

- April 2, 2013 – Senior guard Durand Scott scores three points for the West during Friday's Reese's Division I College All-Star Game at the Georgia Dome.

- April 8, 2013 – Postseason awards roll in for the Hurricanes during Final Four weekend as Coach L was named AP, Naismith and USBWA Henry Iba National Coach of the Year. He was also USBWA District IV, NABC All-District II and Basketball Times South District Coach of the Year. Shane Larkin was named the Lute Olson National Player of the Year and All-American by the AP (second team), John Wooden, Sporting News (third team), NABC (second team), Lute Olson, Lefty Driesell (defensive) and ESPN (second team). He was also on the USBWA All-District IV Team and Basketball Times All-District Team.

- April 15, 2013 — Miami guard and ACC Defensive Player of the Year Durand Scott accepts an invitation to the Portsmouth Invitational Tournament in Virginia from April 10-13 and is selected to play for team Cherry Bekaert.

- April 18, 2013 — The State of Florida honors Coach Larrañaga and the men's basketball team with two resolutions, recognizing April 18, 2013, as "University of Miami Hurricanes Men's Basketball Team Day" in Florida.

MIAMI BASKETBALL HISTORY

Each resolution was read and presented Thursday on the full floor of the Florida house of representatives and the full floor of the state senate.

- April 25, 2013 — The Florida Panthers honors the ACC Champion Miami Hurricanes men's basketball team with Jim Larrañaga dropping the ceremonial puck at the Panthers-Maple Leafs game at the BB&T Center.
- April 28, 2013 — Shane Larkin announces he will forego his remaining collegiate eligibility and enter the 2013 NBA Draft.
- May 5, 2013 — Shane Larkin named Most Outstanding UM Student-Athlete by the Miami Department of Athletics.
- May 10, 2013 — Coach L offers advice to graduating students while serving as the Commencement speaker for the College of Arts and Sciences and the Rosenstiel School of Marine and Atmospheric Science combined ceremony.
- May 10, 2013 — Six members of the Sweet 16 basketball team earn their college degree from the University of Miami. Two Canes — Trey McKinney Jones and Julian Gamble — are accepted graduate degrees while four student-athletes — Garrius Adams, Reggie Johnson, Kenny Kadji and Durand Scott — earned undergrad degrees.
- May 28, 2013 — The City of Coral Gables honors Coach Larrañaga and basketball team, proclaiming May 28, 2013, as "University of Miami Hurricanes Men's Basketball Day".
- June 27, 2013 — Sophomore guard Shane Larkin is selected with the No. 18 overall pick by the Atlanta Hawks during the 2013 NBA Draft at Barclays Center and was immediately traded to the Dallas Mavericks. He is the 19th Hurricane to be selected in the NBA Draft, and the first player since 2010.
- June 28, 2013 — Kenny Kadji and Durand Scott are picked up by the Cleveland Cavaliers and San Antonio Spurs, respectively, to play in the NBA Summer League.
- July 17, 2013 — Forward Raphael Akpejori is named to the National Association of Basketball Coaches (NABC) Honors Court, which recognizes those collegiate basketball student-athletes who excelled in academics during the 2012-13 season.
- August 6, 2013 — Durand Scott, the 2013 ACC Defensive Player of the Year and two-time ACC All-Tournament First Team player, accepts an offer to play professional basketball for Blusens Monbus Obradoiro in Spain. Scott signed with Obradoiro after receiving offers from teams in both Italy and Germany.
- August 6, 2013 — Durand Scott represents the Jamaican National Basketball Team in the 2013 Jack Donohue International Classic against Team Canada in Toronto.

2013-14

- August 14, 2013 — Miami Hurricanes senior forward Raphael Akpejori competes in a three game tour for Athletes in Action in Jamaica. The 6-foot-10 forward contributed to a 68-45 victory over the Jamaican NBL All-Star Team.
- September 5, 2013 — Director of Athletics Blake James announces that Miami extended men's basketball coach Jim Larrañaga's contract through May 2022.
- Sept. 7, 2013 — Coaches and players from the 2013 Miami basketball team receive their ACC Championship rings after the first quarter of the UM-UF football game.

- September 20, 2013 — Hurricanes men's basketball coach Jim Larrañaga is appointed as Adjunct Assistant Professor of Kinesiology and Sport Sciences at Miami. Due to his head coaching responsibilities, Larrañaga will be a guest lecturer at several different classes in the School of Education and Human Development.
- Oct. 16, 2013 — The reigning conference champion Miami men's basketball team is predicted to finish 12th out of 15 teams in the Atlantic Coast Conference, as announced by the league during Operation ACC Basketball in Charlotte, N.C.
- Nov.8, 2013 — Defending ACC champion Miami lost its season opener, 66-62, to the St. Francis Brooklyn Terriers in overtime.
- Nov.11, 2013 — Manu Lecomte's two free throws with nine seconds left give Miami an 81-80 overtime victory over Georgia Southern, the Canes' first win of the season.
- Nov.14, 2013 — Head Coach Jim Larrañaga announces that four players — Ja'Quan Newton, James Palmer, Omar Sherman and Ivan Cruz Uceda — signed National Letters of Intent to play men's basketball for Miami beginning fall 2014.
- Nov.18, 2013 — Shane Larkin debuts in his first NBA game. In only nine minutes of action, Larkin totaled three points, accumulated three steals and three assists.
- Nov.24, 2013 — Digital Wave Productions wins a Suncoast Emmy Award for the Best Sports Daily or Weekly Program for "Hurricane Game Day, Beating Number One," a behind-the-scenes feature on the University of Miami men's basketball program and their victory against top-ranked Duke.
- Dec. 6, 2013 — Julian Gamble receives the Player of the Month Award in France's Pro B League.
- Jan. 2, 2014 — Miami loses 49-44 to No. 2 Syracuse in the ACC season opener, and the Orange's first game in the league.
- Jan. 7, 2014 — Coach Jim Larrañaga awards senior walk-on Justin Heller an athletic scholarship for the 2014 spring semester.
- Jan. 8, 2014 — Rion Brown scores 19 points to help Miami beat North Carolina 63-57. The win gave the Hurricanes their first Atlantic Coast Conference win of the season.
- Jan. 22, 2014 — LeBron James, Dwyane Wade, James Jones, Shane Battier, Micky Arison, Kobe Bryant and Jack McClinton attend the highly anticipated Miami vs. Duke game. Jon Jay, Gaby Sanchez, Sam Shields, Gino Torretta, Ryan Kelly, and Kendall Marshall were also in attendance. Dick Vitale broadcast the game.
- Jan. 29, 2014 — Miami's Steve Edwards, a multi-talented big guard who helped rebuild Miami's program in the mid 1990s, is selected to the 2014 ACC Legends class.
- Feb. 22, 2014 — Rion Brown became the 35th member of Miami's 1,000 point club, scoring 22 points in a 69-42 win over visiting Boston College.
- Feb. 25, 2014 — Raphael Akpejori is one of four Miami Hurricanes selected to receive the 2014 Weaver-James-Corrigan Award.
- Feb. 28, 2014 — Coach Larrañaga receives Miami's Federación de Estudiantes "YUCA" Award.
- March 4, 2014 — Miami forward Donnavan Kirk joins 16 student-athletes from across the league on the 2014

MIAMI BASKETBALL HISTORY

All-Atlantic Coast Conference Academic Men's Basketball Team.

- March 7, 2014 — Miami closes the 2014 regular season with a senior night matchup against Wake Forest. Miami honors its six seniors — Garrius Adams, Raphael Akpejori, Rion Brown, Justin Heller, Donovan Kirk and Erik Swoope, and two senior managers — Jordana Levinson and Josh Weisman — prior to the game.

- March 10, 2014 — Both the Atlantic Coast Sports Media Association (AC SMA) and the league's head coaches vote Miami senior Rion Brown to the All-ACC Third Team.

- March 12, 2014 — Miami defeats Virginia Tech, 57-53, and moved into the second round of the ACC Tournament.

- March 13, 2014 — The Hurricanes end the 2013-14 season with a 67-58 loss to NC State at the ACC Tournament in Greensboro, N.C.

- May 5, 2014 — Former Hurricane Trey McKinney Jones is named to the 2014 All-NBA Development League All-Rookie Third Team.

- May 8, 2014 — Five Miami teams are publicly honored for being among the top 10 percent in Academic Progress Rates (APR). It marks the second straight year men's basketball received an APR Public Recognition Award.

- May 9, 2014 — Four Hurricanes men's basketball student-athletes — Rion Brown, Justin Heller, Donovan Kirk and Erik Swoope — earn their college degrees from Miami. Garrius Adams graduated in June with a bachelor's degree while teammate Raphael Akpejori graduated in May 2015 with both a bachelor's and master's degree.

- July 3, 2014 — Six former Miami Hurricanes suit up for NBA teams in the 2014 Samsung NBA Summer League: Rion Brown (Charlotte Hornets), DeQuan Jones (Indiana Pacers), Kenny Kadji (Milwaukee Bucks), Shane Larkin (New York Knicks), Trey McKinney Jones (Miami Heat) and Durand Scott (San Antonio Spurs).

- July 29, 2014 — Miami Hurricane Manu Lecomte is named to U20 Men Division B 2014 All-Tournament Team after leading Belgium to the championship game of the FIBA U20 European Championships, Division B, held in Sarajevo, Bosnia & Herzegovina.

2014-15

- August 12-22, 2014 — The Canes embark on a 10-day educational and competitive tour to Spain. Miami flew in to Spain, touring Madrid, Toledo, Valencia and Barcelona and won four games against local Spanish teams.

- Oct. 16, 2014 — Miami receives a vote in the USA TODAY Sports Top 25 preseason coaches' poll.

- Oct. 29, 2014 — The Canes are predicted to finish 10th out of 15 teams in the Atlantic Coast Conference, as announced by the league during Operation ACC Basketball.

- Nov. 4, 2014 — Miami guard Angel Rodriguez is on the watch list for the 2015 Bob Cousy Collegiate Point Guard of the Year Award, the Naismith Memorial Basketball Hall of Fame announced.

- Nov. 14, 2014 — Sheldon McClellan scores 19 points as Miami routed Howard, 84-49, in the teams' season opener.

- Nov. 17, 2014 — Angel Rodriguez scores 24 points, none bigger than those that came on a falling-down, hand-in-the-face 3-pointer with 16 seconds remaining, and Miami overcame a 15-point deficit to upset No. 8/7 Florida 69-67.

- Nov. 23, 2014 — Sheldon McClellan had 19 points and Manu Lecomte 15 as Miami defeats Charlotte 77-58 to win its second Charleston Classic championship. Angel Rodriguez was named the Gildan Charleston Classic Most Valuable Player and Tonye Jekiri was named to the All-Tournament Team.

- Nov. 24, 2014 — Fresh off its championship run through the Charleston Classic, the basketball team makes its season debut in the top 20 of both major college basketball polls. Miami checked in at No. 17 in the Associated Press Top 25, and earned a No. 20 ranking in the USA TODAY Coaches Poll.

- Nov. 24, 2014 — Point guard Angel Rodriguez is named Atlantic Coast Conference Player of the Week, the league announced. For the week, Rodriguez averaged 16.8 points, 5.3 assists, 3.8 rebounds, 3.0 steals and 1.3 blocks per game. He hit 45.8 percent from the field, including 45.5 percent from three, and 76.5 percent from the line.

- Nov. 24, 2014 — Angel Rodriguez is named to the early-season 24-player watch list for the 2014-15 Oscar Robertson Trophy for national player of the year, by the U.S. Basketball Writers Association.

- Dec. 1, 2014 — After improving its record to 7-0, the undefeated Hurricanes move up to No. 15 in both college basketball polls, jumping five spots in the USA TODAY Coaches Poll, and two spots from No. 17 in the Associated Press Top 25.

- Dec. 1, 2014 — Guard Sheldon McClellan is named the Atlantic Coast Conference Player of the Week. The Houston native averaged 24.0 points, 6.5 rebounds, 2.5 assists and 1.0 steals in 31.5 minutes per game.

- Dec. 8, 2014 — Miami men's basketball team is ranked in the top-25 for three-straight weeks after the AP ranked the Canes No. 20 and USA TODAY put UM at No. 21, on Dec. 8.

- Dec. 15, 2014 — Miami continued its four-week reign in the top-25 after the AP ranked the Canes No. 18 and USA TODAY put UM at No. 19.

- Jan 3, 2015 — The Atlantic Coast Conference and UM Director of Athletics Blake James announces Miami's Darius Rice as a member of the 2015 ACC Men's Basketball Legends Class. Rice was recognized during the first half of the Miami vs. No. 3 Virginia men's basketball game on Saturday, Jan. 3.

- Jan. 6, 2015 — The men's basketball team visits Homestead Air Reserve Base, where the team learns about military procedures, holds an interactive basketball practice with airmen, ate dinner with the troops and takes photos with an F-16.

- Jan. 13, 2015 — Angel Rodriguez scores 24 points and Miami shot 67 percent after halftime to upset No. 4 Duke 90-74, snapping the Blue Devils' 41-game home winning streak.

- Jan. 26, 2015 — Miami re-entered the top 25 rankings, checking in at No. 23 in both the Associated Press and USA Today polls.

- Feb. 19, 2015 — Junior guard Sheldon McClellan is listed on the 16-player watch list for the inaugural 2015 Jerry West Shooting Guard of the Year Award, the Naismith Memorial Basketball Hall of Fame announced.

- March 5, 2015 — Sophomore guard Davon Reed is

MIAMI BASKETBALL HISTORY

named to the 2015 All-Atlantic Coast Conference Academic Men's Basketball team, as announced by Commissioner John Swofford.

- March 8, 2015 — Miami forward Tonye Jekiri is named to the 2015 ACSMA All-Atlantic Coast Conference Defensive Team. Jekiri was also second in voting for Most Improved and third for Defensive Player of the Year. The native of Port Harcourt, Nigeria, led the ACC with 10.9 rebounds per game, and averaged 1.3 blocks per game in league play.
- March 8, 2015 — Tonye Jekiri, Sheldon McClellan and Angel Rodriguez are named honorable mentions to the 2015 ACSMA All-Atlantic Coast Conference Team.
- March 9, 2015 — Tonye Jekiri is named to the 2015 Coaches All-Atlantic Coast Conference Defensive Team.
- March 15, 2015 — Miami men's basketball team is selected as the No. 2 seed in the Richmond Quadrant for the 2015 Men's Basketball National Invitation Tournament.
- March 31, 2015 — Junior guard Sheldon McClellan is a finalist for the 2015 Riley Wallace Award, Colleg Insider.com announced.
- March 17, 2015 — Manu Lecomte makes 10 of 11 free throws and scored 18 points, Sheldon McClellan added 15 and Miami moved into the second round of the NIT by holding off NC Central 75-71.
- March 31, 2015 — Manu Lecomte scores 17 points, Davon Reed added 15 and Miami rally from a second-half deficit to beat Alabama 73-66 in an NIT second round game.
- March 31, 2015 — Sheldon McClellan gives Miami its first lead of the game with 1:02 remaining and the Hurricanes rally from 18 points down to beat Richmond 63-61 to advance to the NIT semifinals.
- March 31, 2015 — Second-seeded Miami travels to Madison Square Garden and defeats No. 1 seed Temple in the semifinals of the National Invitation Tournament on March 31 at 7 p.m. in New York City.
- April 2, 2015 — Miami faces Stanford in the NIT finals in Madison Square Garden, with the Canes falling, 66-64, in overtime.
- May 7, 2015 — Sheldon McClellan graduates with a BA in liberal arts and Raphael Akpejiori earns a dual degree, earning a Bachelor's of Science in mechanical engineering and a Master's of Science in mechanical engineering.
- After four years with the same staff, Coach L loses associate head coach Eric Konkol (Louisiana Tech) and assistant Michael Huger (Bowling Green) to head coaching jobs. Chris Caputo was promoted to associate head coach and Jamal Brunt was hired as an assistant coach. Adam Fisher was also promoted, from director of operations to an assistant coach.

2015-16

- Oct. 22, 2015 — The Miami men's and women's basketball teams, in collaboration with adidas, revealed their 2015-16 uniforms at the Canes Basketball Tip-Off Social. This season is Miami's first in a 12-year partnership with adidas and both programs have new orange, green and white jerseys. Invited Miami donors and media members were present for the unveiling, which was held at the Hurricane 100 Room in the BankUnited Center.
- Oct. 28, 2015 — Miami was predicted to finish fifth out of 15 teams in the Atlantic Coast Conference this season, as

announced by the league during Operation ACC Basketball in Charlotte, N.C.

- Nov. 13, 2015 — Sheldon McClellan scored 18 points to lead Miami to an 86-59 win over Texas Rio Grande Valley in the season-opener.
- Nov. 18, 2015 — Miami landed a pair of top-30 players in Dewan Huell and Bruce Brown. The duo would later be named McDonald's and Jordan Brand All-Americans, respectively.
- Nov. 20, 2015 — Sheldon McClellan scored 27 points to help Miami roll past No. 16 Utah 90-66 in the Puerto Rico Tipoff, sending the Hurricanes on to the championship round with their second straight lopsided win.
- Nov. 22, 2015 — Angel Rodriguez scored 19 points and Miami took down its second straight ranked opponent, beating No. 22 Butler 85-75 for the Puerto Rico Tipoff championship. Rodriguez was named the Tipoff's most outstanding player, an honor he received while wearing the flag of his native Puerto Rico draped around his shoulders. Tonye Jekiri and Sheldon McClellan were named to the all-tournament team.
- Nov. 23, 2015 — Fresh off its championship run through the Puerto Rico Tip-Off Miami made its season debut in the top 20 of both major college basketball polls. Miami checked in at No. 15 in the Associated Press top 25, and earned a No. 19 ranking in the USA TODAY Coaches Poll. According to the AP, Miami becomes the sixth program in the last 10 years to be unranked in the AP Top 25 one week and rise to at least No. 15 in the following week's poll, joining Connecticut, Syracuse, Florida, Villanova and Minnesota. It is also the highest ranking for Miami during the month of Nov. in the history of the AP poll.
- Nov. 25, 2015 — For the first time in Miami Athletics history, the Hurricanes men's basketball season at the BankUnited Center is sold out on a season-ticket basis. This is the first time in Miami Hurricanes history any team has sold out their season.
- Nov. 30, 2015 — Davon Reed's 3-pointer gave Miami the lead in overtime and the No. 21 Hurricanes made three free throws in the last 15 seconds to beat Nebraska 77-72 in the Big Ten/ACC Challenge.
- Dec. 8, 2015 — Sheldon McClellan scored 24 points and No. 17 Miami overcame an off night offensively with scrappy defense in a 66-55 victory over rival Florida.
- Dec. 19, 2015 — The Canes' victory over Charleston marks win 100 for Head Coach Jim Larrañaga as a University of Miami Hurricane. Needing only 150 games, Coach Larrañaga is the fastest to accomplish the feat in program history. Bruce Hale was the Miami coach who won 100 games the quickest, earning 100 victories in just 159 games.
- Dec. 28, 2015 — Miami jumped into the top 15 in both national polls, holding at No. 13 in the AP poll and jumping to No. 15 in the USA TODAY Coaches Poll. This was Miami's sixth week in the polls this season, and the Canes' highest rank since Dec. 1, 2014, when UM was No. 15 in both polls.
- Jan. 2, 2016 — Sheldon McClellan scored 22 points, Ja'Quan Newton made two big 3-pointers in the second half and No. 13 Miami relied on defense to get past Syracuse 64-51.
- Jan. 11, 2016 — Miami was ranked in the top 10 in the country for the first time since the 2012-13 season, earning

MIAMI BASKETBALL HISTORY

the No. 8 position in the AP poll and No. 9 in the USA TODAY Coaches Poll.

- Jan. 25, 2016 — Senior Angel Rodriguez hit three 3-pointers and added a career-high 11 assists to help No. 15 Miami beat No. 24 Duke 80-69.
- Jan. 26, 2016 — Senior guard Sheldon McClellan was named to the midseason watch list for the national player of the year, the Oscar Robertson Trophy, the U.S. Basketball Writers Association announced. He was one of 20 total players, including one of four ACC players, on the list.
- Jan. 28, 2016 — The ACC and Miami Director of Athletics Blake James announced Miami's John Salmons as a member of the 2016 ACC Men's Basketball Legends Class.
- Feb. 1, 2016 — The matchup between Miami and Notre Dame was one of two ESPN Crossover games, where a mix of analysts joined together to call two NBA games on ESPN and two college basketball games on ESPN2. Dan Shulman, Dick Vitale and Jeff Van Gundy were court-side for the ACC tilt showcasing Notre Dame at No. 17/15 Miami.
- Feb. 2, 2016 — Senior shooting guard Sheldon McClellan was named a finalist for the 2016 Jerry West Shooting Guard of the Year Award the Naismith Memorial Basketball Hall of Fame announced. He was one of 10 total players, including one of three ACC players, on the list.
- Feb. 3, 2016 — Anthony Lawrence Jr.'s breakout game for Miami caught Notre Dame off guard. It probably caught the Hurricanes a bit by surprise as well. The freshman - who had a total of six points in the previous six weeks and was a bit of an afterthought in the Hurricanes' rotation - needed only six shot attempts to score a season-high 18 off the bench, and No. 17 Miami beat Notre Dame 79-70 for its ninth consecutive home win.
- Feb. 9, 2016 — Angel Rodriguez scored on an offensive rebound with 1.4 seconds left, and the No. 12-ranked Miami Hurricanes edged Pittsburgh 65-63. That was the only offensive rebound of the game for the 5-foot-11 Rodriguez, who had 17 points and eight assists.
- Feb. 11, 2016 — Senior shooting guard Sheldon McClellan was named a mid-season finalist for the Naismith Trophy Men's College Player of the Year award, the Atlanta Tipoff Club announced. He was one of 35 total players, including one of eight ACC players, on the list.
- Feb. 22, 2016 — Davon Reed scored 21 points and No. 12/11 Miami took down No. 3 Virginia, 64-61.
- Feb. 24, 2016 — Senior Tonye Jekiri was one of 11 college basketball players selected as semifinalists for the sixth Eddie Sutton Tustenugee Award. The award singles out a player who exhibits the traits of tenacity and unselfishness that Sutton advocated during his 36-year coaching career that included more than 800 victories.
- Feb. 27, 2016 — No. 12 Miami applied smothering defense led by center Tonye Jekiri to hold No. 11 Louisville without a point for nearly 5 minutes down the stretch to win 73-65.
- March 1, 2016 — Junior Davon Reed was named to the annual All-Atlantic Coast Conference Academic Men's Basketball team, as announced by Commissioner John Swofford.
- March 2, 2016 — Angel Rodriguez matched his season high with 19 points, Sheldon McClellan added 17 and No. 7 Miami jumped to an early 18-point lead and beat Notre Dame 68-50 victory to move back into a tie with North Carolina for first place in the ACC.

- March 6, 2016 — Jim Larrañaga was voted the 2016 ACC Coach of the Year, and Miami's Sheldon McClellan, Angel Rodriguez and Tonye Jekiri all earned ACC postseason honors, as voted on by Atlantic Coast Sports Media Association. McClellan was named to the All-ACC Second Team, Rodriguez was on the All-ACC Third Team and Jekiri was selected for both the All-Defensive Team and was named All-ACC honorable mention. Coach L was named the ACC Coach of the Year for the second time in four seasons.
- March 7, 2016 — Miami Head Coach Jim Larrañaga was voted the ACC Coach of the Year by the league's head coaches, while Sheldon McClellan and Tonye Jekiri picked up all-conference honors. McClellan was named to the All-ACC Second Team and Jekiri was voted to the All-ACC Defensive Team and the All-ACC Third Team.
- March 8, 2016 — Miami Head Coach Jim Larrañaga earned the US Basketball Writers Association District IV Coach of the Year and Sheldon McClellan was named to the USBWA All-District Team.
- March 13, 2016 — Guard Sheldon McClellan was named to the 2016 ACC All-Tournament Second Team.
- March 13, 2016 — Fans gathered for a Selection Sunday event as the Miami Hurricanes were selected for the NCAA Men's Basketball Tournament for the first time since 2013 and the second time under head coach Jim Larrañaga. No. 11 Miami received the No. 3 seed in the South Region.
- March 17, 2016 — Angel Rodriguez had 24 points and seven rebounds as third-seeded Miami held on to defeat No. 14 seed Buffalo 79-72 in the first round of the NCAA Tournament.
- March 19, 2016 — Angel Rodriguez took over midway through the second half, hitting a big 3-pointer with 72 seconds remaining and scoring 28 points to lead the third-seeded Hurricanes over Wichita State 65-57 to advance to the Sweet 16 of the NCAA tournament.
- March 24, 2016 — Sheldon McClellan scored a game-high 26 points but Miami's season came to an end, falling to eventual national champion No. 6 Villanova, 92-69, in the South Region semifinal of the NCAA Tournament.
- March 28, 2016 — Senior guard Sheldon McClellan was named to the 2016 National Association of Basketball Coaches (NABC) Division I All-District II Second Team.
- May 6, 2016 — Four men's basketball student-athletes graduated from The U. Seniors Angel Rodriguez, Ivan Cruz Uceda and Tonye Jekiri each received their degree in sports administration from the School of Education, while Kamari Murphy earned his degree in sociology from the College of Arts and Sciences.
- May 10, 2016 — Guard Sheldon McClellan was one of nearly 70 athletes to be invited to the 2016 NBA Combine in Chicago.
- May 14, 2016 — Coach Jim Larrañaga received the Mason Medal, George Mason University's highest honorary award, at GMU's commencement exercises at EagleBank Arena on the Fairfax, Va., campus. Larrañaga coached George Mason to the 2006 Final Four.
- June 17, 2016 — Miami is the only school in NCAA Division I athletics to have its football team play in a bowl game, men's and women's basketball teams reach the NCAA tournament and baseball team advance to the College World Series during the 2015-16 academic year.

MIAMI BASKETBALL HISTORY

- July 6, 2016 — Guard Sheldon McClellan joined the Washington Wizards and center Tonye Jekiri played for the Houston Rockets in the NBA Summer League in Las Vegas. Point guard Angel Rodriguez played with the San Antonio Spurs in Salt Lake City, Utah, and Las Vegas.
 - July 26, 2016 — Davon Reed was tabbed to the National Association of Basketball Coaches (NABC) 2015-16 NABC Honors Court, recognizing those men's collegiate basketball student-athletes who excelled in academics during the past season.
- 2016-17**
- Oct. 10, 2016 — Miami announced the naming of its multi-purpose entertainment facility as the Watsco Center. Watsco, Inc., is the largest distributor of air conditioning, heating and refrigeration products throughout North America.
 - Oct. 11, 2016 — The Miami basketball facility began to undergo a \$1.7 million renovation that includes upgrades to the locker rooms, student-athlete lounges, office spaces, weight room and practice facility hallways.
 - Oct. 26, 2016 — Miami was predicted to finish ninth out of 15 teams in the ACC this season, as announced by the league at the 55th annual Operation Basketball.
 - Nov. 2, 2016 — Coach Jim Larrañaga was tapped into the Iron Arrow Honor Society following shootaround prior to the season's exhibition game.
 - Nov. 4, 2016 — The Miami men's basketball program sold out its season ticket allotment at the Watsco Center for the second consecutive season.
 - Nov. 11, 2016 — Ebuka Izundu scored 14 points to lead Miami to a 92-43 rout of Western Carolina in the season opener.
 - Nov. 16, 2016 — Coach Jim Larrañaga added ESPN top-20 player Lonnie Walker to the recruiting class of 2017. At the time, Walker was ranked No. 19 in the ESPN Top 100, Miami's highest-ranked recruit in the three-player class of top-100 signees and its highest in the last 15 years. He joined Chris Lykes, then-ranked 52nd in the country, and Deng Gak, ranked 93rd, in Miami's class of 2017.
 - Dec. 5, 2016 — Bruce Brown was recognized as the Atlantic Coast Conference Freshman of the Week. Brown, a 6-foot-5 guard from Boston, averaged 11.5 points, 7.0 rebounds, 1.5 steals and 1.5 assists per game in a pair of wins for the Hurricanes last week.
 - Dec. 6, 2016 — Days after being named ACC Freshman of the Week, Brown finished with a triple-double to lead Miami to an 82-46 win over South Carolina State. The triple double was Miami's first since 2004 and second overall. Brown scored 11 points and finished with 11 rebounds and 10 assists for the Hurricanes.
 - Dec. 28, 2016 — With a 78-67 win over Columbia on Dec. 28, 2016, the University of Miami men's basketball team earned its 1,000th program victory.
 - Jan. 12, 2017 — Miami unveiled its 2017 Hardwood Classics adidas uniforms on Thursday, Jan. 12 against No. 20 Notre Dame. The throwbacks replicate those worn in the final three seasons before the program was disbanded from 1971-1985. These uniforms were worn by Hurricane greats such as All-American Don Curnutt and 1,000-point scorers Willie Allen and Rusty Parker.
 - Jan. 14, 2017 — Coach Jim Larrañaga won his 600th career game at Pittsburgh, improving to a then-600-395 mark in 33 seasons as a head coach.
 - Jan. 25 2017 — Miami forward Wayne Beckner (1962-65) is named in this year's class of Atlantic Coast Conference Basketball Legends presented by New York Life.
 - Feb. 9, 2017 — Senior guard Davon Reed was named to the College Sports Information Directors of America Academic All-District 4 men's basketball team.
 - Feb. 22, 2017 — Miami student-athlete Davon Reed was selected by the Atlantic Coast Conference as a 2017 Weaver-James-Corrigan Award recipients.
 - Feb. 27, 2017 — After receiving votes in at least one poll each of the first 16 weeks, Miami entered the national rankings for the first time in the 2016-17 season at No. 25 in both the AP and USA Today Coaches Poll.
 - Feb. 27, 2017 — Bruce Brown was named the Atlantic Coast Conference Freshman of the Week. Brown had ice in his veins in pair of Miami wins against nationally ranked teams this week, knocking down the game-winning 3-pointer in overtime at No. 18/19 Virginia, then scoring 25 points in the Canes' win over No. 10/11 Duke.
 - March 1, 2017 — Senior Davon Reed is the recipient of the ACC's 2017 Skip Prosser Award, presented annually to the top scholar-athlete in ACC men's basketball, the Commissioner John Swofford announced.
 - March 1, 2017 — Freshman Bruce Brown and senior Davon Reed were named to the All-ACC Academic Men's Basketball Team.
 - March 3, 2017 — Davon Reed earned third team All-Atlantic Coast Conference honors, as well as a spot on the ACC All-Defensive Team.
 - March 8, 2017 — Senior Kamari Murphy scored a career-high 16 points in his homecoming to the Barclays Center in Brooklyn, N.Y., including two crucial dunks in the last four minutes, to lead the Miami Hurricanes to a 62-57 win over Syracuse in the first round of the ACC Tournament.
 - March 9, 2017 — Miami fell to top-seeded North Carolina, 78-53, in the quarterfinals of the ACC Tournament.
 - March 17, 2017 — Ninth-seeded Michigan State defeated the eighth-seeded Hurricanes, 78-58, in the first round of the NCAA Tournament at the BOK Center in Tulsa, Okla.
 - March 31, 2017 — Junior walk-on Chris Stowell was tapped into the elite Omicron Delta Kappa (ODK) National Leadership Society.
 - April 19, 2017 — Steve Edwards was inducted into the University of Miami Sports Hall of Fame.



RECORDS

<i>TEAM RECORDS</i>	137-141
<i>INDIVIDUAL RECORDS</i>	142-157
<i>OPPONENT TEAM RECORDS</i>	158-161
<i>OPPONENT INDIVIDUAL RECORDS</i>	162-164
<i>NCAA TOURNAMENT RECORDS</i>	165-169
<i>NIT RECORDS</i>	170-174
<i>ACC TOURNAMENT RECORDS</i>	175-179
<i>REGULAR SEASON TOURNAMENT RESULTS</i>	180-182
<i>YEAR-BY-YEAR TEAM STATS</i>	183-185
<i>ANNUAL LEADERS</i>	186-188
<i>100-POINT GAMES</i>	189-190
<i>OVERTIME GAMES</i>	191
<i>HOME ATTENDANCES</i>	192-193
<i>SERIES RECORDS</i>	194-196
<i>ALL-TIME SERIES RESULTS</i>	197-212
<i>YEAR-BY-YEAR RESULTS</i>	213-238

TEAM RECORDS - GAME

Most Points Scored	148 vs. Rollins, 1965
Most Points Against	127 by UCLA, 1970
Other Top Scoring Games	144 vs. Rollins, 1963
	141 vs. Tampa, 1965
	136 vs. Tampa, 1965
	134 vs. Tampa, 1964
	128 vs. Rollins, 1965
	127 vs. Jacksonville, 1965
	127 vs. Rollins, 1964
	124 vs. Florida Southern, 1965
	121 vs. La Salle, 1964
	121 vs. Florida Southern, 1960
Most Points in Loss	113 vs. Oklahoma City, 1962
Largest Margin of Victory	69 vs. Rollins, 1965
Highest Total Score	255 vs. Tampa, 1965
Most Players Scoring in a Game	14 vs. Florida A&M, 1995
Most Field Goals Made	60 vs. Rollins, 1965
Highest FG Pct.	.667 (24-36) vs. Coppin State, 1988
	.667 (32-48) vs. Bethune-Cookman, 1989
	.667 (30-45) vs. Birmingham Southern, 2005
3-Point FG Made	15 at Virginia Tech, 3/7/15
	15 vs. North Carolina, 2/9/13
	15 vs. South Carolina State, 12/12/09
	15 vs. Georgetown, 1993
3-Point FG Attempts	36 vs. Florida Gulf Coast, 2010
3-Point Field Goal Pct.	.875 (7-8) vs. UConn, 1992
Most Free Throws Made	46 vs. Tampa, 1956
Most FT Attempted	61 vs. Kentucky Wesleyan, 1957
Highest Free Throw Pct. (min. 15 FTA)	1.000 (18-18) vs. Maryland, 1965
	.970 (32-33) vs. Creighton, 1964
Most Rebounds	61 vs. Northeastern Illinois, 1995
Most Assists	29 vs. Florida Southern, 2008
	29 vs. Lehigh, 1991
Most Steals	21 vs. Savannah State, 2002
Most Blocked Shots (Game)	17 vs. Hartford, 1996
Most Blocked Shots (Half)	13 vs. Hartford (1st half), 1996
Most Turnovers	32 vs. Georgetown, 1996
Most Personal Fouls	36 vs. Tampa, 1962
Most Total Fouls (both teams)	73 vs. Tampa, 1965
Fewest Personal Fouls	5 vs. Rollins, 1962
Fewest Total Fouls (both teams)	13 vs. Rollins, 1962

Miscellaneous

Most Consecutive Games with a Three-Point FGM	354, Dec. 18, 2001 - Dec. 22, 2012
--	------------------------------------

SEASON

Most Victories	29, 2012-13
Most Defeats	24, 1991-92
Longest Winning Streak	14, 1946-47, 2001-02, 2012-13
Longest Losing Streak	17, 1993-94
Most Games Over 100 Points	11, 1988-89
Opponent	10, 1988-89
Most Points	2,809, 1988-89
Opponent	2,778, 1988-89
Highest Scoring Average	98.4, 1964-65
Opponent	96.9, 1969-70
Most Rebounds	1,559, 1962-63
Opponent	1,398, 1959-60
Most Field Goals Made	1,024, 1988-89
Opponent	1,040, 1988-89
Most Field Goals Attempted	2,194, 1963-64
Opponent	2,138, 1967-68
Field Goal Percentage	.492 (1,024-2,083), 1988-89
Opponent	.488 (1,040-2,129), 1988-89
3-Point Field Goals Made	292, 2014-15
Opponent	245, 2005-06, 2010-11
3-Point FG Attempted	816, 2014-15
Opponent	717, 2014-15
3-Point Field Goal Pct	.385, (236-613), 2007-08
Opponent	.408 (151-370), 1986-87
Most Free Throws Made	663, 1959-60
Opponent	597, 1955-56
Most Free Throws Attempted	914, 1956-57
Opponent	909, 1955-56
Free Throw Percentage	.796 (642-807), 1964-65
Opponent	.739 (386-522), 2016-17
Most Assists	583, 1988-89
Opponent	516, 1988-89
Most Steals	287, 1988-89
Opponent	288, 1987-88
Most Blocked Shots	190, 2001-02
Opponent	144, 2000-01
Most Turnovers	575, 1998-99
Opponent	615, 1999-00
Most Personal Fouls	701, 1991-92
Opponent	678, 2007-08

TEAM RECORDS - GAME - ACC GAMES ONLY

POINTS

96	Duke	02/20/08
95	Virginia	03/01/08
91	at Virginia	01/12/05
90	Duke	01/13/15
90	Duke	01/23/13
90	Maryland	02/01/12
90	Florida State	03/03/07
90	Georgia Tech	12/03/06

FIELD GOALS MADE

35	Duke	02/20/08
35	Duke	01/19/05
34	Florida State	03/03/07
33	Duke	01/23/13
33	Virginia	03/01/08
32	Georgia Tech	12/03/06
32	at Florida State	01/29/06
32	at Clemson	02/12/05
32	at Wake Forest	01/29/05

FIELD GOAL ATTEMPTS

77	Duke	01/19/05
76	at Boston College	01/15/08
73	at NC State	02/29/12
73	Maryland	02/01/12
73	at Duke	02/19/06
73	at Georgia Tech	01/06/05

FIELD GOAL PERCENTAGE

.638 (30-47)	at Florida State	02/13/13
.632 (24-38)	Virginia Tech	01/31/10
.587 (27-46)	at NC State	03/01/14
.582 (32-55)	at Clemson	02/12/05
.574 (35-61)	Duke	02/20/08

3 PT FIELD GOALS MADE

15	at Virginia Tech	03/07/15
15	North Carolina	02/09/13
13	North Carolina	01/26/11
13	at Wake Forest	01/29/05
12	Boston College	03/03/12
12	Wake Forest	02/18/12
12	Maryland	03/02/11
12	Wake Forest	01/31/06
12	Maryland	01/07/06

3 PT FG ATTEMPTS

34	at Virginia Tech	02/15/14
34	at North Carolina	03/02/10
32	at Florida State	02/26/11
32	at Georgia Tech	03/04/09
31	Wake Forest	02/18/12
31	at Maryland	01/31/09
31	Virginia Tech	01/25/09

3 PT FG PERCENTAGE, MIN. 7 MADE

.727 (8-11)	Louisville	02/27/16
.632 (12-19)	Maryland	01/07/06
.600 (15-25)	at Virginia Tech	03/07/15
.600 (9-15)	at Duke	02/07/09
.577 (15-26)	North Carolina	02/09/13
.571 (8-14)	at NC State	01/23/11

FREE THROWS MADE

31	Florida State	02/25/15
30	at Boston College	02/16/15
27	at Boston College	01/10/09

26	at NC State	30/01/14
26	Georgia Tech	01/12/08
26	at North Carolina	01/14/06

FREE THROW ATTEMPTS

38	Florida State	02/25/15
37	at Boston College	02/16/15
35	at Virginia	01/12/05
34	Syracuse	01/02/16
34	Florida State	02/26/12
34	NC State	03/07/09
34	at North Carolina	01/14/06

FREE THROW PCT, MIN. 15 MADE

.938 (15-16)	at NC State	01/30/16
.933 (14-15)	Boston College	01/15/11
.917 (22-24)	Maryland	02/23/08
.909 (20-22)	at Virginia	02/20/17
.905 (19-21)	Virginia Tech	01/23/07
.900 (18-20)	North Carolina	02/12/06
.893 (25-28)	Boston College	03/05/08

REBOUNDS

55	at Maryland	01/10/07
53	Clemson	01/27/08
50	Virginia Tech	12/08/13
49	Duke	01/23/13
48	at Duke	02/05/12
48	at Georgia Tech	03/04/09

ASSISTS

24	Duke	01/25/16
21	Virginia Tech	02/18/15
21	Virginia	03/01/08
20	Wake Forest	02/18/12
19	Clemson	02/18/17
19	Florida State	01/27/13
19	Clemson	01/18/12

STEALS

15	at North Carolina	01/22/05
13	at North Carolina	03/02/10
12	Wake Forest	01/23/16
12	Syracuse	01/02/16
12	at Duke	01/13/15
12	Maryland	02/05/05

BLOCKED SHOTS

12	Notre Dame	01/12/17
9	Wake Forest	02/04/09
9	Florida State	01/15/05
8	at Florida State	02/10/14
8	at Virginia Tech	01/30/13
8	Duke	01/23/13
8	at North Carolina	01/10/13
8	Clemson	01/27/08

TURNOVERS

28	Georgia Tech	02/03/11
22	Duke	02/17/10
22	Clemson	12/21/08
22	Duke	02/20/08
21	at Georgia Tech	03/06/11

FOULS

31	at Florida State	03/08/08
31	at Duke	02/02/08
27	Virginia Tech	01/23/07

TEAM LOWS - GAME - ACC GAMES ONLY

POINTS

40	at Virginia	02/26/14
44	at Syracuse	01/04/14
45	at Virginia Tech	02/15/14
45	at Clemson	02/17/13
46	Duke	01/22/14

FIELD GOALS MADE

12	at Virginia	02/26/14
15	at Virginia	02/20/17
15	at Virginia Tech	02/15/14
16	at Wake Forest	02/02/10
17	at Syracuse	01/04/14
17	Duke	01/22/14
17	NC State	02/08/14
17	Florida State	01/19/11
17	at Virginia	01/16/10
17	Florida State	02/06/08
17	at Boston College	02/16/06

FIELD GOAL ATTEMPTS

38	Georgia Tech	02/15/17
38	Virginia Tech	01/31/10
39	Clemson	02/20/11
40	at Syracuse	01/04/14
40	Georgia Tech	02/03/11

FIELD GOAL PERCENTAGE

.259 (15-58)	at Virginia Tech	02/15/14
.261 (12-46)	at Virginia	02/26/14
.296 (16-54)	at Wake Forest	02/02/10
.309 (17-55)	Florida State	02/06/08
.311 (19-61)	at Maryland	01/10/07

3 PT FIELD GOALS MADE

0	at Virginia	02/26/14
1	Duke	02/25/17
1	Virginia	02/19/13
1	at Duke	02/19/06
2	at Boston College	01/20/16
2	Duke	01/22/14
2	at Clemson	03/04/14
2	NC State	01/22/12
2	Georgia Tech	01/12/08
2	at Boston College	01/16/07

3 PT FG ATTEMPTS

7	Virginia	02/19/13
8	Duke	02/25/17
8	at Florida State	02/13/13
10	at Boston College	01/20/16
10	Duke	01/22/14
10	at NC State	03/01/14

3 PT FG PERCENTAGE

.000 (0-12)	at Virginia	02/26/14
.091 (1-11)	at Duke	02/19/06
.100 (2-20)	NC State	01/22/12
.105 (2-19)	Georgia Tech	01/12/08
.120 (3-25)	Syracuse	01/02/16

FREE THROWS MADE

2	at Syracuse	01/04/17
2	at Pittsburgh	01/14/17
2	Florida State	01/15/14
2	at Clemson	03/04/14
2	Wake Forest	02/18/12
2	North Carolina	02/15/09

FREE THROW ATTEMPTS

2	North Carolina	02/15/09
3	at Pittsburgh	02/14/17
3	at Georgia Tech	01/24/12
3	Wake Forest	02/18/12
3	Boston College	02/07/07

FREE THROW PCT, MIN. 10 ATT.

.200 (2-10)	at Syracuse	01/04/17
.385 (5-13)	Maryland	01/13/13
.412 (7-17)	at Clemson	02/13/10
.417 (5-12)	at Clemson	02/28/07
.444 (12-27)	Clemson	12/21/08

REBOUNDS

16	Duke	01/14/07
21	at Boston College	12/06/09
22	at Florida State	02/01/15
22	at Florida State	02/13/13
22	North Carolina	02/12/06

ASSISTS

3	at Virginia	02/26/14
4	at Georgia Tech	01/18/14
5	Florida State	02/01/17
5	at Virginia	01/07/12
5	at Maryland	02/21/12
5	at Maryland	01/26/10

STEALS

0	at Virginia	01/24/06
1	Syracuse	01/25/14
1	at Duke	03/02/13
1	Virginia Tech	01/25/09
1	at Clemson	02/27/08
1	at Virginia	02/03/07

BLOCKED SHOTS

0	10 times, last at Wake Forest	02/11/15
---	-------------------------------	----------

TURNOVERS

3	at Virginia Tech	02/15/14
3	Boston College	02/22/14
4	Florida State	01/15/14
5	Boston College	01/10/15
5	Syracuse	01/25/14
5	at Clemson	03/04/14
5	at Boston College	01/29/12
5	NC State	03/07/09
5	Wake Forest	01/31/06

FOULS

6	Georgia Tech	02/15/17
7	Virginia	02/22/16
7	North Carolina	02/09/13
7	Virginia Tech	02/09/12
9	Clemson	02/08/15

RECORDS

TEAM RECORDS BY HALF, SINCE 2004-05

POINTS

61	Nova Southeastern (1st)	11/16/09
60	Virginia (2nd)	03/01/08
60	Lafayette (1st)	11/25/06

FIELD GOALS MADE

23	Ole Miss (1st)	11/30/10
22	Florida Southern (1st)	11/09/07
22	Lafayette (1st)	11/25/06
21	Stetson (2nd)	11/09/12
21	at Clemson (2nd)	02/12/05

FIELD GOAL ATTEMPTS

46	Florida Southern (2nd)	11/15/08
45	at Duke (1st)	02/19/06
44	Florida Southern (2nd)	11/09/07

FIELD GOAL PERCENTAGE, MIN. 12 MADE

.739 (17-23)	at Florida State (1st)	02/13/13
.706 (12-17)	vs. Florida Atlantic (2nd)	12/17/11
.700 (14-20)	Virginia Tech (1st)	01/31/10
.696 (16-23)	vs. Boston College (2nd)	03/15/13
.682 (15-22)	Wake Forest (2nd)	03/08/14
.682 (15-22)	at NC State (2nd)	03/01/14

3 PT FIELD GOALS MADE

12	Nova Southeastern (1st)	11/16/09
10	at Virginia Tech (1st)	03/07/15
10	North Carolina (1st)	02/09/13
10	at Florida Gulf Coast (1st)	11/27/10
10	at Wake Forest (1st)	01/29/05

3 PT FG ATTEMPTS

23	at Maryland (2nd)	01/31/09
20	at FGCU (1st)	11/27/10
20	at North Carolina (2nd)	03/02/10
20	at Georgia Tech (2nd)	03/04/09

3 PT FG PERCENTAGE, MIN. 7 MADE

.909 (10-11)	at Wake Forest (1st)	01/29/05
.778 (7-9)	at Charlotte (2nd)	11/25/14
.778 (7-9)	North Florida (1st)	12/20/07
.778 (7-9)	Florida Southern (1st)	11/09/07
.727 (8-11)	Boston College (2nd)	02/05/13

FREE THROWS MADE

23	at Richmond (2nd)	03/24/15
23	Florida State (2nd)	02/25/15
23	NC State (2nd)	03/07/09
22	Alabama State (2nd)	11/28/07

FREE THROW ATTEMPTS

32	NC State (2nd)	03/07/09
29	Alabama State (2nd)	11/28/07
28	at Richmond (2nd)	03/24/15
28	Florida State (2nd)	02/25/15
28	at Florida State (2nd)	02/10/14

FREE THROW PERCENTAGE, MIN. 10 MADE

1.000 (16-16)	at Wake Forest (2nd)	02/09/11
1.000 (16-16)	vs. Wofford (2nd)	12/03/17
1.000 (13-13)	Tennessee Tech (2nd)	12/23/04
1.000 (12-12)	Illinois (2nd)	12/02/14
1.000 (10-10)	Notre Dame (2nd)	02/19/14
1.000 (10-10)	Lafayette (2nd)	11/25/06
1.000 (10-10)	North Carolina (1st)	02/12/06

REBOUNDS

33	at Maryland (1st)	01/10/07
32	NC Central (2nd)	01/03/09
31	Wofford (1st)	11/20/04
31	Florida Southern (2nd)	11/15/08

ASSISTS

17	Nova Southeastern (1st)	11/16/09
16	Lafayette (1st)	11/25/06
16	Alcorn State (1st)	11/14/06
15	Penn (2nd)	01/02/08
15	Florida Southern (1st)	11/09/07

STEALS

10	at Boston College (1st)	01/20/16
10	at North Carolina (2nd)	01/22/05
9	vs. North Carolina (1st)	03/11/11
9	USC Upstate (1st)	11/28/09
9	Penn (1st)	01/02/08

BLOCKED SHOTS

10	Florida Atlantic (1st)	11/29/04
9	Charlotte (1st)	12/14/12
8	vs. VCU (2nd)	11/16/07
7	Notre Dame (1st)	01/12/17
7	Northeastern (2nd)	11/27/15
7	FIU (2nd)	12/12/08
7	South Carolina State (1st)	11/23/04

TURNOVERS

16	Georgia Tech (2nd)	02/03/11
16	Clemson (1st)	12/21/08
14	at Georgia Tech (2nd)	03/06/11
14	at Maryland (1st)	01/26/10

FOULS

24	vs. UCF (2nd)	12/18/10
18	Virginia (2nd)	03/01/08
18	at Clemson (2nd)	02/27/08
18	Virginia Tech (2nd)	01/23/07
18	at Maryland (2nd)	01/10/07

Listing does not include the following games:

- Nov. 16, 2007 – Miami vs. VCU
- Nov. 18, 2007 – Miami vs. Providence

TEAM LOWS BY HALF, SINCE 2004-05

POINTS

15	at Virginia Tech (1st)	02/15/14
16	vs. Marquette (1st)	03/28/13
16	at Florida State (1st)	02/26/11
17	Syracuse (1st)	01/02/16
17	at Virginia (1st)	01/07/12

FIELD GOALS MADE

4	at Virginia (2nd)	02/26/14
4	FGCU (2nd)	11/22/11
5	Syracuse (1st)	01/02/16
5	at Virginia Tech (1st)	02/15/14
5	at Florida State (1st)	02/26/11
5	at Virginia (1st)	01/16/10

FIELD GOAL ATTEMPTS

14	NC Central (2nd)	03/17/15
15	Georgia Tech (2nd)	02/15/17
15	Jacksonville (1st)	11/16/12

FIELD GOAL PERCENTAGE

.167 (4-24)	FGCU (2nd)	11/22/11
.172 (5-29)	at Florida State (1st)	02/26/11
.185 (5-27)	at Virginia Tech (1st)	02/15/14
.190 (4-21)	at Virginia (2nd)	02/26/14
.192 (5-26)	Syracuse (1st)	01/02/16

3 PT FIELD GOALS MADE

0	Numerous times	
	Last Duke (2nd)	02/25/17

3 PT FG ATTEMPTS

1	Duke (2nd)	02/25/17
1	at Florida State (1st)	02/13/13
2	at Maryland (2nd)	02/21/12
2	at FIU (2nd)	12/08/07

3 PT FG PERCENTAGE, MIN. 8 ATT.

.000 (0-11)	Syracuse (1st)	01/02/16
.000 (0-10)	at Rutgers (2nd)	11/21/10
.000 (0-9)	Minnesota (1st)	03/19/12
.000 (0-9)	North Carolina A&T (2nd)	11/22/05
.000 (0-8)	at Richmond (1st)	03/24/15

FREE THROWS MADE

0	Numerous times	
	Last at Syracuse (1st)	01/04/17

FREE THROW ATTEMPTS

0	Numerous times	
	Last at NC State (1st)	01/30/16

FREE THROW PERCENTAGE, MIN. 11 ATT.

.273 (3-11)	FGCU (2nd)	11/25/09
.273 (3-11)	Clemson (1st)	12/21/08
.333 (4-12)	vs. South Carolina (1st)	11/22/09
.400 (6-15)	at Clemson (2nd)	02/13/10
.417 (5-12)	FIU (2nd)	12/12/08
.417 (5-12)	Florida Southern (2nd)	11/09/07

REBOUNDS

6	vs. Florida Atlantic (2nd)	12/17/11
8	at Boston College (2nd)	02/16/15
8	vs. Arizona (1st)	12/23/12
8	at Florida State (1st)	02/06/10
8	Duke (2nd)	01/14/07
8	Duke (1st)	01/14/07

ASSISTS

1	Numerous times	
	Last Florida State (2nd)	02/01/17

STEALS

0	Numerous times.	
	Last vs. Syracuse (2nd)	03/08/17

BLOCKED SHOTS

0	Numerous times.	
	Last vs. Michigan State (1st)	03/17/17

TURNOVERS

0	at Virginia Tech (1st)	02/15/14
1	vs. Virginia Tech (2nd)	03/11/15
1	at Syracuse (2nd)	01/24/15
1	Florida State (2nd)	01/15/14
1	Boston College (1st)	02/22/14
1	at Boston College (2nd)	01/16/13
1	at NC State (2nd)	02/02/13
1	Rutgers (2nd)	11/15/11
1	at Virginia (2nd)	01/16/10
1	Boston College (2nd)	03/05/08

FOULS

1	Virginia Tech (1st)	02/09/12
2	at NC State (1st)	02/04/17
2	Georgia Tech (1st)	02/15/17
2	Florida State (1st)	02/01/17
2	Virginia (1st)	02/22/16
2	vs. Illinois (1st)	03/24/13
2	at Florida State (1st)	02/11/12
2	at Georgia Tech (1st)	03/08/12
2	Valparaiso (1st)	03/14/12
2	Tennessee Tech (1st)	12/23/04

Listing does not include the following games:
Nov. 16, 2007 - Miami vs. VCU
Nov. 18, 2007 - Miami vs. Providence

INDIVIDUAL RECORDS - GAME

POINTS SCORED, GAME

1. Rick Barry vs. Rollins, 1965	59
2. Rick Barry vs. Tampa, 1965	55
3. Rick Barry vs. Florida Southern, 1965	54
4. Rick Barry vs. Jacksonville, 1964	52
5. Rick Barry vs. Tampa, 1965	51
Rick Barry vs. Oklahoma City, 1965	51
7. Rick Barry vs. Houston, 1965	50
Rick Barry vs. Rollins, 1964	50
9. Mike McCoy vs. Rollins, 1963	48
10. Sy Chadroff vs. Rollins, 1952	47

FIELD GOALS MADE, GAME

1. Rick Barry vs. Houston, 1965	21
2. Rick Barry vs. Rollins, 1965	20
Rick Barry vs. Rollins, 1965	20
Mike McCoy vs. Rollins, 1963	20
5. Rick Barry vs. Oklahoma City, 1965	19
Mike Wittman vs. Oklahoma City, 1965	19
Rick Barry vs. Rollins, 1964	19
Rick Barry vs. Jacksonville, 1964	19
9. Steve Rich vs. St. John's, 1996	18
Wayne Beckner vs. Tampa, 1965	18
Rick Barry vs. Yale, 1965	18
John Dampier vs. Army, 1964	18
Sy Chadroff vs. Rollins, 1952	18

FIELD GOALS ATTEMPTS, GAME (Since 1985-86)

1. Johnny Hemsley vs. North Carolina, 1999	30
2. Darius Rice vs. Connecticut, 2003	27
3. Jack McClinton at Boston College, 2008	26
4. Joe Wylie vs. George Mason, 1990	26
5. Jack McClinton vs. North Carolina, 2009	25
6. Steve Rich vs. St. John's, 1996	25
7. Dennis Burns vs. Dayton, 1988	25
8. Robert Hite vs. Florida Atlantic, 2004	24
Joe Wylie vs. South Florida, 1991	24
Dennis Burns vs. New Mexico, 1989	24
Dennis Burns vs. Oral Roberts, 1989	24

FIELD GOAL PERCENTAGE, GAME (Since 1985-86)

1. Raymond Hicks vs. NC A&T, 2008 (7-7)	1.000
2. Sheldon McClellan, vs. S. Ala., 11/28/14 (6-6)	1.000
Alex Fraser vs. Providence, 1997 (6-6)	1.000
Alex Fraser vs. Syracuse, 1996 (6-6)	1.000
Jamal Johnson vs. FAMU, 1993 (6-6)	1.000
6. Eric Brown vs. Alabama State, 1987 (15-16)	.937
7. Eric Brown vs. Bethune-Cookman, 1988 (12-13)	.923
8. Tim James vs. Memphis, 1997 (11-12)	.917
9. Trevor Burton vs. Maine, 1991 (11-12)	.917

3-POINT FIELD GOALS MADE, GAME

1. Johnny Hemsley vs. Lafayette, 1999	9
2. Samarr Logan vs. Boston College, 1990	8
3. Davon Reed at NC State, 2/4/17	7
300 Jack McClinton at Providence, 3/18/09	7

Jack McClinton vs. North Carolina, 2009	7
Jack McClinton vs. Virginia, 2008	7
Robert Hite vs. Wake Forest, 2006	7
Robert Hite vs. FIU, 2004	7
Darius Rice vs. Connecticut, 2003	7
Darius Rice vs. Virginia Tech, 2001	7

3-POINT FIELD GOALS ATTEMPTED, GAME

1. Darius Rice vs. Virginia Tech, 2001	15
2. Jack McClinton at Providence, 3/18/09	14
Jack McClinton at Georgia Tech, 2008	14
Marcus Barnes vs. Connecticut, 2001	14
5. Darius Rice vs. Florida State, 2003	13
Steven Edwards vs. Boston College, 1996	13
Steven Edwards vs. Robert Morris, 1994	13
19 occasions	12

3-POINT FG PERCENTAGE, GAME, MIN 4 ATT.

1. James Palmer at Virginia Tech, 3/7/15 (5-5)	1.000
Malcolm Grant vs. NC State, 2011 (5-5)	1.000
Robert Hite vs. Va. Tech, 2004 (5-5)	1.000
Trevor Burton vs. Georgetown, 1993 (5-5)	1.000
Samarr Logan vs. Davidson, 1990 (5-5)	1.000
Levertis Williams vs. FIU, 1988 (5-5)	1.000
7. Anthony Lawrence, Jr. vs. Notre Dame, 2/3/26 (4-4)	1.000
Shane Larkin at Purdue, 2011 (4-4)	1.000
Jack McClinton vs. Ohio State, 2009 (4-4)	1.000
Anthony Harris vs. Maryland, 2006 (4-4)	1.000
Jerome Scott vs. Pittsburgh, 1992 (4-4)	1.000
Joel Warren vs. Marist, 1988 (4-4)	1.000

FREE THROWS MADE, GAME

1. Rick Barry vs. Florida Southern, 1965	22
Ron Godfrey vs. Oklahoma City, 1960	22
3. Rick Barry vs. Rollins, 1965	19
Rick Barry vs. St. Joseph's (PA), 1964	19
5. Rick Barry vs. St. Mary's, 1965	17
Rick Barry vs. Tampa, 1965	17
Rick Barry vs. San Francisco, 1964	17
Joe Munley vs. Ky.-Wesleyan, 1957	17
9. Durand Scott vs. UMass, 2011	16
Jack McClinton vs. NC State, 2009	16
Dick Hickox vs. Stetson, 1959	16

Note: 3-point FGs were adopted in 1986-87

FREE THROWS ATTEMPTED, GAME (Since 1985-86)

1. Eric Brown vs. Brigham Young, 1989	19
2. Durand Scott vs. UMass, 2011	18
3. Eric Brown vs. Marquette, 1989	17
Eric Brown vs. Tennessee Tech, 1989	17
Eric Brown vs. Providence, 1987	17
6. Jack McClinton vs. NC State, 2009	16
Dwayne Collins vs. Florida Atlantic, 2009	16
Robert Hite vs. North Carolina, 2006	16
Clifton Clark vs. Florida Atlantic, 2004	16
John Salmons vs. West Virginia, 2001	16

INDIVIDUAL RECORDS - GAME (CONT.)

Steven Edwards vs. St. John's, 1995	16
Hammie Ward at Tennessee, 1991	16
Eric Brown vs. Virginia Commonwealth, 1988	16
Eric Brown vs. Bethune-Cookman, 1988	16

FREE THROW PERCENTAGE, GAME (Since 1985-86)

1. Jack McClinton vs. NC State, 2009 (16-16)	1.000
2. Jack McClinton vs. St. Mary's, 2008 (11-11)	1.000
3. Durand Scott vs. FAU, 2011 (10-10)	1.000
Lance Hurdle vs. Boston Co., 2008 (10-10)	1.000
Jack McClinton vs. Georgia Tech, 2006 (10-10)	1.000
Guillermo Diaz vs. Virginia, 2005 (10-10)	1.000
Robert Hite vs. Rutgers, 2004 (10-10)	1.000
Johnny Hemsley vs. Georgia St., 1997 (10-10)	1.000
Kevin Norris vs. Buffalo, 1996 (10-10)	1.000
Steve Edwards vs. Villanova, 1993 (10-10)	1.000
Joe Wylie vs. West Virginia, 1991 (10-10)	1.000
Lemuel Howard vs. Duquesne, 1988 (10-10)	1.000

REBOUNDS, GAME

1. Rick Barry vs. Oklahoma City, 1965	29
2. Wayne Canaday vs. Bucknell, 1969	28
3. Rick Barry vs. Rollins, 1965	27
Harry Manushaw vs. Florida State, 1959	27
5. Harry Manushaw vs. Morehead St., 1959	26
6. Rusty Parker vs. Florida State, 1968	25
Rick Barry vs. Cornell, 1963	25
8. Rick Barry vs. Houston, 1965	24
Rick Barry vs. Tampa, 1965	24
Wayne Beckner vs. Rollins, 1963	24
Harry Manushaw vs. Toronto, 1959	24

ASSISTS, GAME*

1. Michael Gardner vs. Pittsburgh, 1993	14
2. John Salmons vs. Notre Dame, 2002	13
Bryan Hughes vs. The Citadel, 1985	13
4. Vernon Jennings vs. Bethune-Cookman, 2000	12
Vernon Jennings vs. Pittsburgh, 1999	12
Thomas Hocker vs. Florida State, 1990	12
Thomas Hocker vs. Tulane, 1990	12
8. Angel Rodriguez vs. Duke, 1/25/16	11
John Salmons vs. St. John's, 2002	11
Vernon Jennings vs. Notre Dame, 2000	11
Vernon Jennings vs. Syracuse, 1999	11
Kevin Norris vs. Florida Atlantic, 1997	11
Michael Gardner vs. Syracuse, 1993	11
Jerome Scott vs. St. Joseph's (PA), 1991	11
Kevin Presto vs. Alabama State, 1987	11

STEALS, GAME*

1. Jerome Scott vs. FIU, 1991	9
2. Vernon Jennings vs. West Virginia, 2000	7
16 occasions	6

BLOCKED SHOTS, GAME*

1. Anthony King vs. Florida Atlantic, 2004	13
2. James Jones vs. FIU, 2001	8
Tim James vs. West Virginia, 1996	8
Constantin Popa vs. Florida Atlantic, 1992	8
5. Anthony King vs. Marist, 2008	7
James Jones vs. North Carolina, 2003	7
James Jones vs. Florida Atlantic, 2000	7
Constantin Popa vs. St. John's, 1995	7
Constantin Popa vs. Beth.-Cookman, 1993	7
Tito Horford vs. South Carolina, 1987	7

TRIPLE-DOUBLES

1. Bruce Brown vs. South Carolina State	12/6/15
11 points, 11 rebounds, 10 assists	
Anthony King vs. Florida Atlantic	11/29/04
13 blocked shots, 11 points, 10 rebounds	

* Statistic not kept until the 1985-86 season

INDIVIDUAL RECORDS BY HALF, SINCE 2004-05

POINTS SCORED

32	Jack McClinton vs. Saint Mary's (2nd)	03/21/08
28	Robert Hite vs. Florida Atlantic (2nd)	11/29/04
26	Jack McClinton vs. Virginia (2nd)	03/01/08
24	Guillermo Diaz at North Carolina (2nd)	01/22/05
23	Kenny Kadji vs. UNCG (1st)	01/02/12
23	Jack McClinton vs. North Carolina (2nd)	02/15/09
23	Jack McClinton vs. Winthrop (2nd)	12/29/07
23	Jack McClinton vs. VCU (2nd)	11/16/07

FIELD GOALS MADE

11	Robert Hite vs. Florida Atlantic (2nd)	11/29/04
9	Jack McClinton vs. Saint Mary's (2nd)	03/21/08
9	Guillermo Diaz at North Carolina (2nd)	01/22/05
8	Jack McClinton vs. North Carolina (2nd)	02/15/09
8	Jack McClinton vs. Virginia (2nd)	03/01/08
8	Jack McClinton at NC State (2nd)	01/19/08
8	Anthony Harris at Massachusetts (2nd)	01/02/07

FIELD GOAL ATT.

18	Jack McClinton at Boston College (2nd)	01/15/08
15	Jack McClinton at Clemson (2nd)	02/27/08
14	Guillermo Diaz vs. Duke (2nd)	01/19/05
14	Robert Hite vs. Florida Atlantic (2nd)	11/29/04
13	Jack McClinton at Providence College (2nd)	03/18/09
13	Jack McClinton vs. North Carolina (2nd)	02/15/09
13	Jack McClinton vs. Saint Mary's (2nd)	03/21/08
13	Guillermo Diaz at North Carolina (2nd)	01/22/05

FG PCT, MIN. 7 MADE

1.000 (7-7)	Angel Rodriguez vs. Wichita State (1st)	03/19/16
1.000 (7-7)	Sheldon McClellan vs. Florida State (2nd)	01/09/16
1.000 (7-7)	Sheldon McClellan vs. Utah (2nd)	11/20/15
1.000 (7-7)	Reggie Johnson at Duke (2nd)	01/02/11
.875 (7-8)	Dwayne Collins at Boston College (2nd)	01/16/07
.875 (7-8)	Brian Asbury vs. Alcorn State (1st)	11/14/06
.875 (7-8)	Anthony King vs. FIU (1st)	11/11/06

3-POINT FG MADE

5	Angel Rodriguez at Florida (2nd)	11/17/14
5	Malcolm Grant vs. Rice (2nd)	12/22/10
5	Malcolm Grant at Florida Gulf Coast(1st)	11/27/10
5	Jack McClinton vs. North Carolina (2nd)	02/15/09
5	Jack McClinton vs. Virginia (2nd)	03/01/08
5	Jack McClinton at Georgia Tech (2nd)	02/17/08
5	Jack McClinton vs. VCU (2nd)	11/16/07
5	Jack McClinton at Wake Forest (2nd)	02/17/07
5	Robert Hite at FIU (2nd)	12/07/04
5	Robert Hite vs. Wake Forest (2nd)	01/31/06

3-POINT FG ATT.

9	Jack McClinton at Georgia Tech (2nd)	02/17/08
9	Jack McClinton at Wake Forest (2nd)	02/17/07
8	Rion Brown vs. NC State (2nd)	02/08/14
8	Jack McClinton at Providence College (2nd)	03/18/09

3-PT FG PCT MIN. 4 MADE

1.000 (4-4)	Manu Lecomte at Virginia Tech (1st)	03/07/15
1.000 (4-4)	Rion Brown vs. Boston College (2nd)	02/05/13
1.000 (4-4)	Shane Larkin at Purdue (2nd)	11/29/11
1.000 (4-4)	James Dews vs. Boston College (1st)	02/21/09
1.000 (4-4)	Jack McClinton vs. Ohio State (1st)	12/02/08
1.000 (4-4)	Guillermo Diaz at Wake Forest (1st)	01/29/05
1.000 (4-4)	Robert Hite vs. NC A&T (1st)	11/22/05

FREE THROWS MADE

14	Jack McClinton vs. NC State (2nd)	03/07/09
11	Jack McClinton vs. Saint Mary's (2nd)	03/21/08
10	Manu Lecomte vs. NC Central (2nd)	03/17/15
10	Durand Scott vs. Florida Atlantic (2nd)	03/16/11
10	Dwayne Collins vs. Florida Atlantic (2nd)	01/05/09
10	Lance Hurdle vs. Boston College (2nd)	03/05/08
10	Anthony King vs. Duke (2nd)	03/10/06

FREE THROW ATT.

14	Jack McClinton vs. NC State (2nd)	03/07/09
12	Davon Reed vs. Alabama (2nd)	03/21/15
12	Kenny Kadji vs. UNCG (1st)	02/01/12
12	Dwayne Collins vs. Florida Atlantic (2nd)	01/05/09
12	Anthony King vs. Duke (2nd)	03/10/06

FT PCT, MIN. 9 MADE

1.000 (14-14)	Jack McClinton vs. NC State (2nd)	03/07/09
1.000 (11-11)	Jack McClinton vs. Saint Mary's (2nd)	03/21/08
1.000 (10-10)	Durand Scott vs. Florida Atlantic (2nd)	03/16/11
1.000 (10-10)	Lance Hurdle vs. Boston College (2nd)	03/05/08
1.000 (9-9)	Rion Brown at Maryland (2nd)	01/29/14
1.000 (9-9)	Durand Scott vs. Ole Miss (2nd)	11/30/10

REBOUNDS

15	Anthony King vs. VCU (2nd)	11/16/07
12	Reggie Johnson vs. Florida Atlantic (2nd)	03/16/11
12	Dwayne Collins vs. Virginia (2nd)	02/21/07
11	Tonye Jekiri at Boston College (2nd)	01/20/16
11	Tonye Jekiri vs. Clemson (2nd)	02/08/15
11	Tonye Jekiri at Charlotte (1st)	11/25/14

ASSISTS

8	Angel Rodriguez vs. Duke (2nd)	01/25/16
8	Angel Rodriguez vs. Akron (2nd)	11/21/14
8	Anthony Harris vs. Alcorn State (1st)	11/14/06
8	Anthony Harris vs. Florida Atlantic (2nd)	01/29/04
7	Bruce Brown vs. South Carolina St (1st)	12/06/16
7	Malcolm Grant vs. McNeese State (1st)	11/24/10
7	Durand Scott vs. Nova Southeastern (1st)	11/16/09
7	Anthony Harris at Wake Forest (1st)	01/29/05

STEALS

4	Ja'Quan Newton at NC State (2nd)	01/30/16
4	Angel Rodriguez vs. Syracuse (2nd)	01/02/16
4	Angel Rodriguez vs. Wake Forest (1st)	01/23/16
4	Angel Rodriguez at Duke (2nd)	01/13/15
4	Tonye Jekiri at Duke (1st)	01/13/15
4	Shane Larkin at NC State (1st)	02/02/13
4	Shane Larkin at North Carolina (2nd)	01/10/12
4	Shane Larkin at Ole Miss (1st)	11/25/11
4	Brian Asbury vs. Boston College (2nd)	02/21/09
4	Eddie Rios vs. Florida Southern (2nd)	11/09/07
4	Brian Asbury at Boston College (2nd)	01/16/07
4	Jack McClinton vs. Alcorn State (1st)	11/14/06
4	Robert Hite vs. Tennessee Tech (1st)	12/23/04
4	Gary Hamilton vs. Wake Forest (2nd)	01/31/06
4	Jimmy Graham vs. Wofford (1st)	12/10/05

BLOCKED SHOTS

8	Anthony King vs. Florida Atlantic (1st)	11/29/04
5	Tonye Jekiri vs. Northeastern (2nd)	11/27/15
5	Reggie Johnson at Massachusetts (1st)	12/01/12
5	Cyrus McGowan vs. UNC Wilmington (1st)	11/20/09
5	Anthony King vs. Florida Atlantic (2nd)	11/29/04

INDIVIDUAL RECORDS - GAME - ACC GAMES ONLY

POINTS

35	Jack McClinton vs. North Carolina	02/15/09
34	Jack McClinton at Duke	02/07/09
34	Jack McClinton vs. Virginia	03/01/08
32	Jack McClinton vs. Wake Forest	02/04/09
31	Jack McClinton vs. Florida State	03/03/07
31	Robert Hite at Florida State	01/29/06

FIELD GOALS MADE

13	Jack McClinton vs. North Carolina	02/15/09
12	Jack McClinton at Duke	02/07/09
12	Dwayne Collins vs. Duke	02/20/08
11	Bruce Brown vs. Duke	02/25/17
11	Reggie Johnson at Duke	02/05/12
11	Durand Scott vs. Maryland	02/01/12
11	Durand Scott at North Carolina	03/02/10
11	Jack McClinton vs. Wake Forest	02/04/09
11	Jack McClinton vs. Virginia	03/01/08
11	Robert Hite at Florida State	01/29/06
11	Anthony Harris at Wake Forest	01/29/05
11	Guillermo Diaz at North Carolina	01/22/05
11	Guillermo Diaz vs. Duke	01/19/05

FIELD GOAL ATT.

26	Jack McClinton at Boston College	01/15/08
25	Jack McClinton vs. North Carolina	02/15/09
23	Guillermo Diaz vs. Duke	01/19/05
22	Angel Rodriguez vs. Virginia	01/03/15
22	Jack McClinton vs. Florida State	03/03/07
21	Jack McClinton vs. Virginia Tech	01/25/09
21	Robert Hite vs. Maryland	02/05/05

FG PCT, MIN. 8 MADE

.900 (9-10)	Reggie Johnson at Duke	01/02/11
.857 (12-14)	Dwayne Collins vs. Duke	02/20/08
.818 (9-11)	Kenny Kadji vs. Duke	01/23/13
.818 (9-11)	Rion Brown at Georgia Tech	01/05/13
.800 (8-10)	Reggie Johnson at Wake Forest	02/09/11
.786 (11-14)	Durand Scott vs. Maryland	02/01/12

3-POINT FG MADE

7	Davon Reed at NC State	02/04/17
7	Jack McClinton vs. North Carolina	02/15/09
7	Jack McClinton vs. Virginia	03/01/08
7	Robert Hite vs. Wake Forest	01/31/06
6	DJ Vasiljevic at Syracuse	01/04/17
6	Rion Brown vs. Maryland	03/02/11
6	Adrian Thomas vs. Virginia	02/05/11
6	Jack McClinton vs. Wake Forest	02/04/09
6	Jack McClinton at Georgia Tech	02/17/08
6	Jack McClinton at Wake Forest	02/17/07
6	Robert Hite at Florida State	01/29/06

3-POINT FG ATT.

14	Jack McClinton at Georgia Tech	02/17/08
13	Jack McClinton at Wake Forest	02/17/07
12	DJ Vasiljevic at Syracuse	01/04/17
12	Rion Brown at Virginia Tech	02/15/14
12	Malcolm Grant vs. Maryland	02/01/12
12	Adrian Thomas vs. Virginia	02/05/11
12	Jack McClinton vs. North Carolina	02/15/09
12	Jack McClinton vs. Virginia Tech	01/25/09
12	Jack McClinton vs. Virginia	03/01/08

3-PT FG PCT, MIN. 5 MADE

1.000 (5-5)	James Palmer at Virginia Tech	03/07/15
1.000 (5-5)	Malcolm Grant at NC State	01/23/11
.857 (6-7)	Rion Brown vs. Maryland	03/02/11
.833 (5-6)	Manu Lecomte at Virginia Tech	03/07/15
.833 (5-6)	Davon Reed vs. Louisville	02/03/15
.833 (5-6)	Jack McClinton at Duke	02/07/09

FREE THROWS MADE

16	Jack McClinton vs. NC State	03/07/09
12	Sheldon McClellan vs. Syracuse	01/02/16
12	Rion Brown at Maryland	01/29/14
12	Durand Scott at Clemson	01/08/11
12	Robert Hite at North Carolina	01/14/06

FREE THROW ATT.

16	Jack McClinton vs. NC State	03/07/09
16	Robert Hite at North Carolina	01/14/06
14	Sheldon McClellan vs. Syracuse	01/02/16
14	Dwayne Collins vs. Duke	02/17/10
14	Dwayne Collins at Boston College	01/10/09

FT PCT, MIN. 10 MADE

1.000 (16-16)	Jack McClinton vs. NC State	03/07/09
1.000 (10-10)	Lance Hurdle vs. Boston Co.	03/05/08
1.000 (10-10)	Jack McClinton vs. Ga. Tech	12/03/06
1.000 (10-10)	Guillermo Diaz at Virginia	01/12/05
.923 (12-13)	Rion Brown at Maryland	01/29/14
.923 (12-13)	Durand Scott at Clemson	01/08/11

REBOUNDS

17	Tonye Jekiri at Boston College	01/20/16
17	Tonye Jekiri vs. Clemson	02/08/15
16	Reggie Johnson vs. Maryland	03/02/11
15	Kamari Murphy at Duke	01/21/17
15	Tonye Jekiri at Louisville	02/21/15
15	Tonye Jekiri vs. Virginia Tech	02/18/15
15	Tonye Jekiri at Boston College	02/16/15
15	Tonye Jekiri at Syracuse	01/24/15
15	Tonye Jekiri vs. Boston College	01/10/15
15	Brian Asbury at Georgia Tech	03/04/09
15	Dwayne Collins at Georgia Tech	03/04/09
15	Jimmy Graham vs. North Carolina	02/15/09

ASSISTS

11	Angel Rodriguez vs. Duke	01/25/16
9	Shane Larkin vs. North Carolina	02/09/13
9	Guillermo Diaz vs. Maryland	01/07/06
9	Anthony Harris at Wake Forest	01/29/05
8	6 times, last Angel Rodriguez vs. Pittsburgh	02/09/16

STEALS

6	Angel Rodriguez vs. Syracuse	01/02/16
6	Shane Larkin at North Carolina	01/10/12
5	Angel Rodriguez vs. Wake Forest	01/23/16
5	Davon Reed at Wake Forest	02/11/15
5	Angel Rodriguez at Duke	01/13/15
5	Shane Larkin at NC State	02/02/13
5	Adrian Thomas vs. Florida State	01/21/09
5	Anthony Harris vs. Florida State	03/03/07
5	Keaton Copeland vs. Duke	01/14/07

BLOCKED SHOTS

6	Anthony King vs. Florida State	01/15/05
5	Tonye Jekiri vs. Clemson	02/08/15
5	Kenny Kadji vs. Florida State	02/26/12
5	Reggie Johnson at NC State	01/23/11
5	Jimmy Graham vs. North Carolina	02/15/09
5	Anthony King vs. Maryland	02/23/08
5	Jimmy Graham vs. Clemson	01/27/08
5	Dwayne Collins vs. Georgia Tech	01/12/08
5	Anthony King vs. Maryland	02/05/05

TURNOVERS

10	Durand Scott vs. Georgia Tech	02/03/11
7	Ja'Quan Newton at Pittsburgh	01/14/17
6	11 times, last Manu Lecomte vs. Duke	01/22/14

RECORDS

FRESHMAN RECORDS - GAME - SINCE 2004-05

POINTS

30	Bruce Brown vs. North Carolina	01/28/17
29	Durand Scott at North Carolina	03/02/10
25	Bruce Brown vs. Duke	02/25/17
24	Dwayne Collins at Boston College	01/16/07
22	Reggie Johnson vs Wake Forest	03/11/10

FIELD GOALS MADE

11	Bruce Brown vs. Duke	02/25/17
	Durand Scott at North Carolina	03/02/10
10	Durand Scott vs Duke	03/13/10
	Dwayne Collins at Boston College	01/16/07
9	Bruce Brown vs. North Carolina	03/09/17
	Durand Scott vs Duke	02/17/10
	Durand Scott vs Minnesota	12/02/09

FIELD GOAL ATTEMPTS

18	Bruce Brown vs. Duke	02/25/17
	Denis Clemente at Temple	11/27/05
	Dwayne Collins at Boston College	01/16/07
17	Durand Scott vs Minnesota	12/02/09
16	Deandre Burnett vs Green Bay	12/06/15

FIELD GOAL PCT, MIN, 7 MADE

1.000 (8-8)	Reggie Johnson vs Wake Forest	03/11/10
.733 (11-15)	Durand Scott at UNC	03/02/10
.727 (8-11)	Bruce Brown vs. North Carolina	01/28/17
	Manu Lecomte at Maryland	01/29/14
.700 (7-10)	Davon Reed vs UCF	11/21/13
	Dwayne Collins vs Miss. St.	12/11/06

3-POINT FIELD GOALS MADE

6	DJ Vasiljevic at Syracuse	01/04/17
	Rion Brown vs Maryland	03/02/11
5	DJ Vasiljevic vs. South Carolina State	12/06/16
	James Palmer at Virginia Tech	03/07/15
	Davon Reed vs Arizona State	12/01/13

3-POINT FG ATTEMPTS

12	DJ Vasiljevic at Syracuse	01/04/17
	Denis Clemente at Temple	11/27/05
11	DJ Vasiljevic vs. South Carolina State	12/06/16
10	Deandre Burnett vs Illinois	12/02/14
8	Deandre Burnett vs Green Bay	12/06/14
	Deandre Burnett vs Eastern Kentucky	12/19/14
	Davon Reed vs Arizona State	12/01/13
	Denis Clemente vs Wofford	12/10/05

3-PT FG PCT, MIN. 4 MADE

1.000 (5-5)	James Palmer at Virginia Tech	03/07/15
1.000 (4-4)	Anthony Lawrence, Jr. vs Notre Dame	02/03/16
1.000 (4-4)	Shane Larkin at Purdue	11/29/11
.857 (6-7)	Rion Brown vs Maryland	03/02/11
.667 (4-6)	Bruce Brown vs. North Carolina	01/28/17
	Rion Brown vs McNeese St.	11/24/10

FREE THROWS MADE

10	Bruce Brown vs. North Carolina	01/28/17
9	Bruce Brown at Virginia	02/20/17
	Bruce Brown vs. Florida State	02/01/17
8	Reggie Johnson vs Duke	03/13/10
	Reggie Johnson vs Georgia Tech	02/10/10
	Shane Larkin vs Florida State	02/26/12

FREE THROW ATTEMPTS

13	Bruce Brown vs. North Carolina	01/28/17
11	Bruce Brown vs. Florida State	02/01/17

10	Bruce Brown at Virginia	02/20/17
	Reggie Johnson vs Duke	03/13/10
	Reggie Johnson vs Georgia Tech	02/10/10
	Reggie Johnson vs Virginia Tech	01/31/10
	Julian Gamble vs North Florida	12/31/08

FT PCT, MIN. 8 MADE

.900 (9-10)	Bruce Brown at Virginia	02/20/17
.818 (9-11)	Bruce Brown vs. Florida State	02/01/17
.800 (8-10)	Reggie Johnson vs Duke	03/13/10
.800 (8-10)	Reggie Johnson vs Ga. Tech	02/10/10

REBOUNDS

14	Dwayne Collins vs Virginia	02/21/07
13	Dwayne Collins vs Boston College	02/07/07
	Dwayne Collins at Boston College	01/16/07
	Julian Gamble vs North Florida	12/31/08
12	Bruce Brown vs. George Washington	12/22/16
	Dwayne Collins vs Maryland	03/08/07
	Dwayne Collins at Maryland	01/10/07
	Dwayne Collins vs FIU	11/11/06
	Reggie Johnson vs Virginia Tech	03/12/10

ASSISTS

10	Bruce Brown vs. South Carolina State	12/06/16
	Durand Scott vs NC Central	11/14/09
8	Durand Scott vs Bethune-Cookman	12/30/09
	Durand Scott vs Nova Southeastern	11/16/09
	Eddie Rios vs Virginia	03/01/08
	Eddie Rios vs Marist	11/15/07

STEALS

6	Shane Larkin at North Carolina	01/10/12
	Shane Larkin at Ole Miss	11/25/11
4	Eddie Rios vs Florida Southern	11/09/07
	Durand Scott vs Minnesota	12/02/09
	Jimmy Graham vs Wofford	12/10/05
	Shane Larkin vs UNCG	01/02/12
	James Dews at Evansville	11/17/06

BLOCKED SHOTS

5	Dwayne Collins vs Mississippi St.	12/11/06
4	Reggie Johnson vs Florida State	03/06/10
	DeQuan Jones vs FIU	12/12/08
	Raphael Akpejori vs McNeese St.	11/24/10
3	Dewan Huell vs. Virginia Tech	02/08/17
	Bruce Brown vs. Notre Dame	01/12/17
	Bruce Brown vs. Penn	11/19/16
	Omar Sherman vs NC State	01/22/15
	Reggie Johnson vs Virginia Tech	03/12/10
	Reggie Johnson vs FAU	12/19/09
	Julian Gamble vs NC Central	01/03/09
	Julian Gamble vs North Florida	12/31/08
	Julian Gamble at Kentucky	12/06/08

TURNOVERS

7	Durand Scott vs South Carolina	11/22/09
6	Denis Clemente vs UT-Arlington	11/13/05
	Manu Lecomte vs Duke	01/22/14
5	Bruce Brown vs. Rutgers	11/30/17
	Eddie Rios at FIU	12/08/07
	Shane Larkin at North Carolina	01/10/12

MINUTES

44	Bruce Brown at Virginia	02/20/17
41	Shane Larkin vs Maryland	02/01/12
40	Omar Sherman vs Virginia	01/03/15

INDIVIDUAL RECORDS - SEASON

POINTS SCORED, SEASON (GAMES PLAYED)

1. Rick Barry, 1964-65 (26)	973
2. Rick Barry, 1963-64 (27)	870
3. Eric Brown, 1988-89 (31)	765
4. Don Curnutt, 1969-70 (25)	709
5. Don Curnutt, 1968-69 (24)	662
6. Don Curnutt, 1967-68 (28)	635
7. Jack McClinton, 2008-09 (32)	617
8. Dick Hickox, 1959-60 (27)	596
9. Guillermo Diaz, 2005-06 (34)	586
10. Mike Wittman, 1966-67 (26)	585

SCORING AVERAGE, SEASON (GP)

1. Rick Barry, 1964-65 (26)	37.4
2. Rick Barry, 1963-64 (27)	32.1
3. Don Curnutt, 1969-70 (25)	28.4
4. Don Curnutt, 1968-69 (24)	27.6
5. Eric Brown, 1988-89 (31)	24.7
6. Don Curnutt, 1967-68 (28)	22.7
7. Mike Wittman, 1966-67 (26)	22.3
8. Dick Hickox, 1959-60 (27)	22.1
9. Mike Wittman, 1965-66 (26)	21.8
10. Sy Chadroff, 1951-52 (22)	20.9

FIELD GOALS MADE, SEASON (GP)

1. Rick Barry, 1964-65 (26)	340
2. Rick Barry, 1963-64 (27)	314
3. Don Curnutt, 1969-70 (25)	283
4. Don Curnutt, 1967-68 (28)	268
5. Don Curnutt, 1968-69 (24)	262
6. Eric Brown, 1988-89 (31)	255
7. Mike McCoy, 1962-63 (28)	237
8. Mike Wittman, 1966-67 (26)	219
Dick Hickox, 1959-60 (27)	219
10. Tim James, 1998-99 (30)	215

FIELD GOALS ATTEMPTS, SEASON (GP)

1. Rick Barry, 1964-65 (26)	651
2. Don Curnutt, 1969-70 (25)	644
3. Don Curnutt, 1968-69 (24)	613
4. Rick Barry, 1963-64 (27)	572
5. Don Curnutt, 1967-68 (28)	559
6. Mike McCoy, 1962-63 (28)	530
7. Johnny Hemsley, 1999-2000 (30)	488
8. Dick Miani, 1955-56 (26)	488
9. Mike McCoy, 1961-62 (26)	485
10. John Dampier, 1963-64 (27)	483

FIELD GOAL PERCENTAGE, SEASON, MIN. 200 ATT

1. Mario Bland, 1997-98 (122-200)	.610
2. Reggie Johnson, 2010-11 (165-279)	.591
3. Mario Bland, 1998-99 (125-212)	.590
4. Eric Brown, 1988-89 (255-437)	.584
5. Elton Tyler, 2001-02 (149-257)	.580
6. Eric Brown, 1987-88 (193-333)	.580
7. Rusty Parker, 1965-66 (140-254)	.551

8. Dwayne Collins, 2007-08 (120-218)	.550
9. Rick Barry, 1963-64 (314-572)	.549
10. Tito Horford, 1987-88 (176-326)	.540

3-POINT FIELD GOALS MADE, SEASON (GP)

1. Jack McClinton, 2008-09 (32)	101
2. Malcolm Grant, 2010-11 (36)	94
Jack McClinton, 2007-08 (32)	94
4. Adrian Thomas, 2010-11 (36)	93
5. Jack McClinton, 2006-07 (31)	91
6. Robert Hite, 2005-06 (34)	85
7. Davon Reed, 2016-17 (33)	79
Marcus Barnes, 2001-02 (32)	79
Steven Edwards, 1992-93 (27)	79
10. Guillermo Diaz, 2005-06 (34)	78

3-POINT FIELD GOALS ATTEMPTED, SEASON (GP)

1. Adrian Thomas, 2010-11 (36)	239
2. Marcus Barnes, 2001-02 (32)	229
3. Jack McClinton, 2008-09 (32)	223
4. Malcolm Grant, 2010-11 (36)	222
5. Jack McClinton, 2007-08 (32)	220
6. Guillermo Diaz, 2005-06 (34)	214
7. Darius Rice, 2001-02 (32)	208
8. Jack McClinton, 2006-07 (31)	207
Robert Hite, 2005-06 (34)	207
Steven Edwards, 1992-93 (27)	207

3-POINT FG PERCENTAGE, SEASON, MIN. 30 MADE

1. James Jones, 2000-01 (41-87)	.471
2. Samarr Logan, 1989-90 (40-86)	.465
3. Guillermo Diaz, 2003-04 (34-76)	.461
4. Davon Reed, 2014-15 (37-81)	.457
5. Manu Lecomte, 2014-15 (52-114)	.456
6. Jack McClinton, 2008-09 (101-223)	.453
7. Ivan Cruz Uceda, 2015-16 (39-87)	.448
8. Jack McClinton, 2006-07 (91-207)	.440
9. Jack McClinton, 2007-08 (94-220)	.427

Note: 3-point FGs were adopted in 1986-87

FREE THROWS MADE, SEASON (GP)

1. Rick Barry, 1964-65 (26)	293
2. Eric Brown, 1988-89 (31)	246
3. Rick Barry, 1963-64 (27)	242
4. Eric Brown, 1987-88 (30)	161
5. Sheldon McClellan, 2015-16 (35)	160
6. Ron Godfrey, 1959-60 (27)	159
7. Dick Hickox, 1959-60 (27)	158
8. Mike Wittman, 1965-66 (26)	151
9. Mike Wittman, 1966-67 (26)	147
10. Gene Stage, 1956-57 (26)	145

FREE THROWS ATTEMPTED, SEASON (GP)

1. Rick Barry, 1964-65 (26)	341
2. Eric Brown, 1988-89 (31)	310
3. Rick Barry, 1963-64 (27)	287

INDIVIDUAL RECORDS - SEASON (CONT.)

4. Eric Brown, 1987-88 (30)	229
5. Willie Allen, 1970-71 (25)	227
6. Ron Godfrey, 1959-60 (27)	207
7. Mike Wittman, 1965-66 (26)	206
8. Dick Hickox, 1959-60 (27)	198
9. Joe Wylie, 1990-91 (28)	194
10. Dwayne Collins, 2008-09 (32)	192

FREE THROW PERCENTAGE, SEASON, MIN. 50 ATT.

1. Jack McClinton, 2007-08 (114-124)	.919
2. James Dews, 2007-08 (49-54)	.907
3. Jack McClinton, 2006-07 (102-114)	.895
4. Jack McClinton, 2008-09 (116-131)	.885
5. Manu Lecomte, 2014-15 (64-73)	.877
Dod Hammond, 1959-60 (64-73)	.877
7. Rick Jones, 1965-66 (134-153)	.876
8. Robert Hite, 2004-05 (71-82)	.866
9. Lance Hurdle, 2007-08 (96-111)	.865
10. Robert Hite, 2003-04 (68-79)	.861
Don Curnutt, 1969-70 (143-166)	.861

REBOUNDS, SEASON (GP)

1. Rick Barry, 1964-65 (26)	475
2. Rick Barry, 1963-64 (27)	448
3. Harry Manushaw, 1958-59 (25)	372
4. Tonye Jekiri, 2014-15 (37)	366
5. Rick Barry, 1962-63 (24)	351
6. Mike McCoy, 1962-63 (28)	350
7. Reggie Johnson, 2010-11 (36)	347
8. Mike McCoy, 1961-62 (26)	336
9. Bill Soens, 1966-67 (26)	330
10. Wayne Canaday, 1969-70 (26)	327

ASSISTS, SEASON* (GP)

1. Vernon Jennings, 1999-00 (32)	218
2. John Salmons, 2001-02 (32)	195
3. Vernon Jennings, 1998-99 (30)	167
4. Shane Larkin, 2012-13 (36)	164
5. Angel Rodriguez, 2015-16 (35)	158
6. Michael Gardner, 1992-93 (27)	154
7. Kevin Norris, 1996-97 (29)	142
8. Thomas Hocker, 1989-90 (27)	139
9. Kevin Norris, 1997-98 (28)	138
10. Thomas Hocker, 1987-88 (31)	136

STEALS, SEASON* (GP)

1. Jerome Scott, 1991-92 (32)	77
2. Vernon Jennings, 1999-2000 (32)	75
3. Shane Larkin, 2012-13 (36)	71
4. Jerome Scott, 1990-91 (28)	70
5. Robert Hite, 2003-04 (30)	61
6. Vernon Jennings, 1998-99 (30)	60
7. Angel Rodriguez, 2014-15 (32)	59
8. Angel Rodriguez, 2015-16 (35)	58
9. John Salmons, 2001-02 (32)	57
John Salmons, 2000-01 (29)	57

BLOCKED SHOTS, SEASON* (GP)

1. Anthony King, 2004-05 (29)	86
2. Constantin Popa, 1992-93 (27)	85
3. Tito Horford, 1987-88 (30)	80
4. James Jones, 2001-02 (32)	78
5. Anthony King, 2005-06 (34)	65
Tim James, 1998-99 (30)	65
7. Tim James, 1996-97 (29)	64
Constantin Popa, 1991-92 (32)	64
9. Julian Gamble, 2012-13 (36)	63
10. Constantin Popa, 1993-94 (27)	59

PERSONAL FOULS, SEASON (GP)

1. Reggie Johnson, 2010-11 (36)	116
2. Hammie Ward, 1991-92 (32)	115
3. Tonye Jekiri, 2014-15 (37)	114
4. Tonye Jekiri, 2015-16 (35)	107
5. Constantin Popa, 1992-93 (27)	103
6. Constantin Popa, 1991-92 (32)	101
Kevin O'Riordan, 1970-71 (26)	101
8. Mike Hutslar, 1969-70 (23)	100
Ron Godfrey, 1960-61 (27)	100
10. Ron Godfrey, 1959-60 (27)	99

* Statistic not kept until the 1985-86 season

DISQUALIFICATIONS, SEASON (GP)

1. Bill Soens, 1967-68 (28)	9
Bill Soens, 1966-67 (26)	9
Ron Godfrey, 1960-61 (27)	9
4. Hammie Ward, 1990-91 (28)	8
Tim Harvey, 1985-86 (27)	8
Mike Hutslar, 1969-70 (23)	8
Mike Hutslar, 1968-69 (24)	8
Rusty Parker, 1965-66 (26)	8
Ed Morris, 1956-57 (26)	8
Ed Morris, 1955-56 (26)	8

GAMES STARTED, SEASON (GP)

1. Sheldon McClellan, 2014-15 (38)	38
2. Tonye Jekiri, 2014-15 (37)	37
3. Kenny Kadji, 2012-13 (36)	36
Malcolm Grant, 2010-11 (36)	36
5. Angel Rodriguez, 2015-16 (35)	35
Davon Reed, 2015-16 (35)	35
Tonye Jekiri, 2015-16 (35)	35
Shane Larkin, 2012-13 (36)	35
Durand Scott, 2010-11 (36)	35

MINUTES PLAYED, SEASON (GP)

1. Shane Larkin, 2012-13 (36)	1,311
2. Sheldon McClellan, 2014-15 (38)	1,278
3. Guillermo Diaz, 2005-06 (34)	1,196
4. Durand Scott, 2010-11 (36)	1,182

INDIVIDUAL RECORDS - SEASON (CONT.)

5. Rion Brown, 2013-14 (33)	1,166
6. Davon Reed, 2016-17 (33)	1,165
Malcolm Grant, 2010-11 (36)	1,165
8. Sheldon McClellan, 2015-16 (35)	1,151
9. Durand Scott, 2012-13 (33)	1,142
10. Robert Hite, 2005-06 (34)	1,127

20-POINT GAMES, SEASON (GP)

1. Eric Brown, 1988-89 (31)	24
Rick Barry, 1964-65 (26)	24
Rick Barry, 1963-64 (27)	24
4. Don Curnutt, 1969-70 (25)	21
Don Curnutt, 1968-69 (24)	21
6. Don Curnutt, 1967-68 (28)	19
7. Mike Wittman, 1966-67 (27)	17
Dick Hickox, 1959-60 (27)	17
9. Jack McClinton, 2008-09 (32)	16
10. Joe Wylie, 1990-91 (28)	15

30-POINT GAMES, SEASON (GP)

1. Rick Barry, 1963-64 (27)	19
2. Rick Barry, 1964-65 (26)	18
3. Don Curnutt, 1968-69 (24)	11
4. Don Curnutt, 1969-70 (25)	10
5. Eric Brown, 1988-89 (31)	9
6. Rusty Parker, 1967-68 (28)	5
7. Don Curnutt, 1967-68 (28)	4
Mike Wittman, 1966-67 (26)	4
John Dampier, 1963-64 (27)	4
Dick Hickox, 1959-60 (27)	4

RECORDS

INDIVIDUAL RECORDS - SEASON - ACC GAMES ONLY

SCORING

##	Player (Season)	G	Pts	Avg
1.	Jack McClinton (2008-09)	16	348	21.8
2.	Guillermo Diaz (2004-05)	16	331	20.7
3.	Jack McClinton (2007-08)	16	300	18.8
4.	Guillermo Diaz (2005-06)	16	298	18.6
5.	Rion Brown (2013-14)	18	290	16.1
6.	Davon Reed (2016-17)	18	288	16.0
7.	Sheldon McClellan (2015-16)	18	285	15.8
8.	Robert Hite (2005-06)	16	279	17.4
9.	Kenny Kadji (2012-13)	18	264	14.7
10.	Sheldon McClellan (2014-15)	18	254	14.1

REBOUNDING

##	Player (Season)	G	Reb	Avg
1.	Tonye Jekiri (2014-15)	18	196	10.9
2.	Reggie Johnson (2010-11)	16	159	9.9
3.	Tonye Jekiri (2015-16)	18	153	8.5
4.	Kamari Murphy (2016-17)	18	132	7.3
5.	Kenny Kadji (2012-13)	18	122	6.8
6.	Dwayne Collins (2006-07)	16	117	7.3
7.	Tonye Jekiri (2013-14)	18	110	6.1
	Dwayne Collins (2007-08)	16	110	6.9
	Anthony King (2007-08)	16	110	6.9
	William Frisby (2004-05)	16	110	6.9
	Anthony King (2004-05)	16	110	6.9

FIELD GOAL PCT, MIN. 100 ATT.

##	Player (Season)	G	FGM-A	Pct
1.	Dwayne Collins (2009-10)	15	61-103	.592
2.	Reggie Johnson (2010-11)	16	78-132	.591
3.	Dwayne Collins (2007-08)	16	65-114	.570
4.	Davon Reed (2014-15)	18	57-104	.548
5.	Kenny Kadji (2012-13)	18	96-183	.525
6.	Reggie Johnson (2011-12)	15	64-124	.516
7.	Dwayne Collins (2006-07)	16	58-113	.513
8.	Kenny Kadji (2011-12)	15	81-159	.509
9.	Tonye Jekiri (2014-15)	18	65-128	.508
10.	Shane Larkin (2012-13)	18	89-182	.489

FIELD GOALS MADE

##	Player (Season)	FGM
1.	Jack McClinton (2008-09)	113
	Guillermo Diaz (2004-05)	113
3.	Rion Brown (2013-14)	100
	Guillermo Diaz (2005-06)	100
5.	Robert Hite (2005-06)	97
6.	Jack McClinton (2007-08)	96
	Kenny Kadji (2012-13)	96
8.	Davon Reed (2016-17)	94
9.	Shane Larkin (2012-13)	89
10.	Robert Hite (2004-05)	88

FREE THROW PCT, MIN. 40 MADE

##	Player (Season)	G	FTM-A	Pct
1.	Jack McClinton (2007-08)	16	57-62	.919
2.	Jack McClinton (2006-07)	16	44-49	.898
3.	Jack McClinton (2008-09)	16	69-77	.896
4.	Robert Hite (2004-05)	16	43-50	.860
5.	Davon Reed (2016-17)	18	54-63	.857
	Lance Hurdle (2007-08)	16	54-63	.857
7.	Durand Scott (2010-11)	16	54-64	.844
8.	Sheldon McClellan (2014-15)	18	56-67	.836
9.	Sheldon McClellan (2015-16)	18	86-103	.835

FREE THROWS MADE

##	Player (Season)	FTM
1.	Sheldon McClellan (2015-16)	86
2.	Jack McClinton (2008-09)	69
3.	Guillermo Diaz (2004-05)	66
4.	Angel Rodriguez (2014-15)	62
5.	Guillermo Diaz (2005-06)	60
6.	Jack McClinton (2007-08)	57
7.	Sheldon McClellan (2014-15)	56
8.	Davon Reed (2016-17)	54
	Durand Scott (2010-11)	54
	Lance Hurdle (2007-08)	54

FREE THROWS ATTEMPTED

##	Player (Season)	FTA
1.	Sheldon McClellan (2015-16)	103
2.	Guillermo Diaz (2004-05)	95
3.	Angel Rodriguez (2014-15)	81
4.	Garrius Adams (2013-14)	80
5.	Jack McClinton (2008-09)	77
	Dwayne Collins (2008-09)	77
7.	Guillermo Diaz (2005-06)	76
	Dwayne Collins (2009-10)	76
9.	Reggie Johnson (2010-11)	72
	Rion Brown (2013-14)	71

3-POINT FG PCT, MIN. 30 ATT

##	Player (Season)	G	3FGM-A	Pct
1.	Davon Reed (2014-15)	18	29-55	.527
2.	Manu Lecomte (2014-15)	18	23-44	.523
3.	Jack McClinton (2008-09)	16	53-117	.445
4.	Kenny Kadji (2012-13)	18	32-73	.438
5.	Kenny Kadji (2011-12)	15	20-46	.435
6.	Robert Hite (2005-06)	16	47-111	.423
7.	Malcolm Grant (2010-11)	16	43-103	.417
8.	Lance Hurdle (2007-08)	16	16-39	.410
9.	Jack McClinton (2007-08)	16	51-125	.408
10.	Davon Reed (2016-17)	18	46-114	.404

INDIVIDUAL RECORDS - SEASON - ACC GAMES ONLY (CONT.)

3-POINT FIELD GOALS MADE

##	Player (Season)	3FGM
1.	Jack McClinton (2008-09)	53
2.	Jack McClinton (2007-08)	51
3.	Robert Hite (2005-06)	47
4.	Davon Reed (2016-17)	46
	Jack McClinton (2006-07)	46
6.	Malcolm Grant (2010-11)	43
7.	Adrian Thomas (2010-11)	41
8.	Rion Brown (2013-14)	40
9.	Guillermo Diaz (2004-05)	39
10.	Guillermo Diaz (2005-06)	38

3-PT FIELD GOALS ATTEMPTED

##	Player (Season)	3FGA
1.	Jack McClinton (2007-08)	125
2.	Jack McClinton (2008-09)	117
3.	Rion Brown (2013-14)	116
4.	Jack McClinton (2006-07)	115
5.	Davon Reed (2016-17)	114
6.	Robert Hite (2005-06)	111
7.	Guillermo Diaz (2005-06)	109
8.	Malcolm Grant (2011-12)	108
	Adrian Thomas (2010-11)	108
10.	Malcolm Grant (2010-11)	103

ASSISTS

##	Player (Season)	Ast	Avg
1.	Shane Larkin (2012-13)	87	4.8
2.	Angel Rodriguez (2015-16)	82	4.6
3.	Anthony Harris (2004-05)	74	4.6
4.	Angel Rodriguez (2014-15)	69	4.3
5.	Bruce Brown (2016-17)	61	3.4
6.	Anthony Harris (2005-06)	59	3.7
7.	Malcolm Grant (2009-10)	56	3.5
8.	Garrius Adams (2013-14)	55	3.1
9.	Davon Reed (2016-17)	54	3.0
	Anthony Harris (2006-07)	54	3.4

BLOCKED SHOTS

##	Player (Season)	Blk	Avg
1.	Anthony King (2004-05)	46	2.9
2.	Julian Gamble (2012-13)	41	2.3
3.	Kenny Kadji (2011-12)	25	1.7
4.	Tonye Jekiri (2014-15)	24	1.3
5.	Kenny Kadji (2012-13)	23	1.3
6.	Reggie Johnson (2010-11)	22	1.4
	Anthony King (2005-06)	22	1.4
8.	Anthony King (2007-08)	21	1.3
	Jimmy Graham (2008-09)	21	1.3
10.	Dwayne Collins (2009-10)	20	1.3

STEALS

##	Player (Season)	Stl	Avg
1.	Guillermo Diaz (2004-05)	34	2.1
2.	Shane Larkin (2012-13)	32	1.8
3.	Durand Scott (2012-13)	28	1.6
4.	Angel Rodriguez (2015-16)	27	1.5
5.	Bruce Brown (2016-17)	26	1.4
6.	Angel Rodriguez (2014-15)	25	1.4
	Robert Hite (2004-05)	25	1.6
8.	Brian Asbury (2006-07)	24	1.5
9.	Shane Larkin (2011-12)	23	1.4
	Gary Hamilton (2005-06)	23	1.4
	Guillermo Diaz (2005-06)	23	1.4

MINUTES PLAYED

##	Player (Season)	Min	Avg
1.	Davon Reed (2016-17)	660	36.7
2.	Shane Larkin (2012-13)	654	36.3
3.	Rion Brown (2013-14)	640	35.6
4.	Sheldon McClellan (2014-15)	616	34.2
5.	Durand Scott (2012-13)	611	33.9
6.	Bruce Brown (2016-17)	604	33.6
7.	Sheldon McClellan (2015-16)	601	33.4
8.	Garrius Adams (2013-14)	600	33.3
9.	Guillermo Diaz (2005-06)	584	36.5
10.	Tonye Jekiri (2014-15)	581	32.3

RECORDS

FRESHMAN RECORDS - SEASON - SINCE 2004-05

SCORING

	G	Pts	Avg
Bruce Brown (2016-17)	33	391	11.8
Durand Scott (2009-10)	28	339	10.3
Dwyane Collins (2006-07)	32	274	8.6
Manu Lecomte (2013-14)	33	253	7.7
Shane Larkin (2011-12)	32	238	7.4

3-PT FIELD GOALS MADE

	3FGM
DJ Vasiljevic (2016-17)	51
Davon Reed (2013-14)	40
Bruce Brown (2016-17)	33
Rion Brown (2010-11)	32
Shane Larkin (2011-12)	32
Deandre Burnett (2014-15)	28

REBOUNDS

	G	Reb	Avg
Dwyane Collins (2006-07)	32	207	6.5
Bruce Brown (2016-17)	33	186	5.6
Reggie Johnson (2009-10)	32	148	4.6
Durand Scott (2009-10)	28	131	4.0

3-PT FIELD GOALS ATT.

	3FGA
DJ Vasiljevic (2016-17)	146
Davon Reed (2013-14)	112
Shane Larkin (2011-12)	99
Deandre Burnett (2014-15)	96
Bruce Brown (2016-17)	95
Rion Brown (2010-11)	90

FG PCT, Min. 60 made

	G	FGM-A	Pct
Dwyane Collins (2006-07)	32	106-197	.538
Reggie Johnson (2009-10)	32	60-115	.522
Bruce Brown (2016-17)	33	134-292	.459
Durand Scott (2009-10)	28	126-277	.455
Manu Lecomte (2013-14)	33	85-200	.425

ASSISTS

	Ast	Avg
Durand Scott (2009-10)	113	3.4
Bruce Brown (2016-17)	106	3.2
Shane Larkin (2011-12)	81	2.5
Manu Lecomte (2013-14)	77	2.3
Eddie Rios (2007-08)	70	2.1
Denis Clemente (2005-06)	70	2.1

FIELD GOALS MADE

	FGM
Bruce Brown (2016-17)	134
Durand Scott (2009-10)	126
Dwyane Collins (2006-07)	106

FT PCT, Min. 50 made

	G	FTM-A	Pct
Shane Larkin (2011-12)	32	60-70	.857
Reggie Johnson (2009-10)	32	84-107	.785
Manu Lecomte (2013-14)	33	56-72	.778
Bruce Brown (2016-17)	33	90-121	.744
Durand Scott (2009-10)	28	71-106	.670

BLOCKED SHOTS

	Blk	Avg
Reggie Johnson (2009-10)	21	0.7
Omar Sherman (2014-15)	20	0.5
Bruce Brown (2016-17)	18	1.0
Dwyane Collins (2006-07)	18	0.6
Jimmy Graham (2005-06)	14	0.4
Julian Gamble (2008-09)	14	0.6

FREE THROWS MADE

	FTM
Bruce Brown (2016-17)	90
Reggie Johnson (2009-10)	84
Durand Scott (2009-10)	71
Dwyane Collins (2006-07)	62
Shane Larkin (2011-12)	60

STEALS

	Stl	Avg
Shane Larkin (2011-12)	50	1.6
Bruce Brown (2016-17)	49	2.7
Durand Scott (2009-10)	41	1.2
Garrius Adams (2009-10)	23	0.7
Manu Lecomte (2013-14)	21	0.6

FREE THROWS ATT.

	FTA
Bruce Brown (2016-17)	121
Reggie Johnson (2009-10)	107
Dwyane Collins (2006-07)	107
Durand Scott (2009-10)	106
Manu Lecomte (2013-14)	72
Shane Larkin (2011-12)	70

MINUTES PLAYED

	G	Min	Avg
Bruce Brown (2016-17)	33	1,053	31.9
Manu Lecomte (2013-14)	33	924	28.0
Durand Scott (2009-10)	28	917	27.8
Shane Larkin (2011-12)	32	820	25.6
Dwyane Collins (2006-07)	32	806	25.2

3-PT FG PCT, Min. 20 made

	G	3FGM-A	Pct
Manu Lecomte (2013-14)	33	27-68	.397
James Palmer (2014-15)	38	23-63	.365
Davon Reed (2013-14)	33	40-112	.357
Rion Brown (2010-11)	36	32-90	.356
DJ Vasiljevic (2016-17)	33	51-146	.349
Bruce Brown (2016-17)	33	33-95	.347

INDIVIDUAL RECORDS - CAREER

POINTS SCORED (FG-FT), CAREER

1. Rick Barry, 1962-65 (816-666)	2,298
2. Eric Brown, 1985-89 (805-633)	2,270
3. Don Curnutt, 1967-70 (813-380)	2,006
4. Darius Rice, 2000-04 (631-343)	1,865
5. Robert Hite, 2002-06 (622-245)	1,717
6. Tim James, 1995-99 (681-331)	1,713
7. Jack McClinton, 2006-09 (542-332)	1,702
8. Durand Scott, 2009-13 (580-392)	1,650
9. Dennis Burns, 1985-89 (690-205)	1,594
10. Dick Hickox, 1958-61 (560-409)	1,529

FIELD GOALS MADE, CAREER

1. Rick Barry, 1962-65	816
2. Don Curnutt, 1967-70	813
3. Eric Brown, 1985-89	805
4. Dennis Burns, 1985-89	690
5. Tim James, 1995-99	681
6. Darius Rice, 2000-04	631
7. Robert Hite, 2002-06	622
8. Durand Scott, 2009-13	580
9. Dick Hickox, 1958-61	560
10. Jack McClinton, 2006-09	542

FIELD GOAL ATTEMPTS, CAREER

1. Don Curnutt, 1967-70	1,816
2. Darius Rice, 2000-04	1,564
3. Rick Barry, 1962-65	1,564
4. Eric Brown, 1985-89	1,504
5. Tim James, 1995-99	1,431
6. Dennis Burns, 1985-89	1,409
7. Robert Hite, 2002-06	1,406
8. Durand Scott, 2009-13	1,285
9. Dick Hickox, 1958-61	1,275
10. Johnny Hemsley, 1996-00	1,283

FIELD GOAL PERCENTAGE, CAREER

(Minimum 4 FGM Per Game Played)

1. Eric Brown, 1985-89 (805-1504)	.535
2. Rick Barry, 1962-65 (816-1564)	.522
3. Donald Strong, 1970-71 (167-321)	.520
4. Rusty Parker, 1965-68 (472-915)	.516
5. Tito Horford, 1986-88 (313-613)	.511
6. Sheldon McClellan, 2014-16 (369-748)	.493
Constantin Popa, 1991-95 (452-917)	.493
8. Dennis Burns, 1985-89 (690-1409)	.490
9. Joe Wylie, 1988-91 (501-1032)	.485
10. Kenny Kadji, 2011-13 (305-637)	.479

Note: 3-point FGs were adopted in 1986-87

3-POINT FIELD GOALS MADE, CAREER

1. Jack McClinton, 2006-09	286
2. Steven Edwards, 1992-96	265
3. Darius Rice, 2000-04	260
4. Robert Hite, 2002-06	228
5. Malcolm Grant, 2009-12	223

6. Adrian Thomas, 2005-11	204
7. Davon Reed, 2013-17	202
8. Rion Brown, 2010-14	174
Guillermo Diaz, 2003-06	174
10. Kevin Presto, 1985-89	170

3-POINT FIELD GOALS ATTEMPTED, CAREER

1. Steven Edwards, 1992-96	766
2. Darius Rice, 2000-04	755
3. Jack McClinton, 2006-09	650
4. Robert Hite, 2002-05	593
5. Malcolm Grant, 2009-12	576
6. Rion Brown, 2010-14	523
7. Adrian Thomas, 2005-11	521
8. Davon Reed, 2013-17	512
9. Johnny Hemsley, 1996-2000	487
10. Guillermo Diaz, 2003-06	458

3-POINT FG PERCENTAGE, CAREER, MIN. 75 ATT.

1. Jack McClinton, 2006-09 (286-650)	.440
2. Manu Lecomte, 2014-15 (79-182)	.434
3. Thomas Hocker, 1987-90 (53-125)	.424
4. Trevor Burton, 1989-93 (75-189)	.397
5. Davon Reed, 2013-17 (202-512)	.395
6. Adrian Thomas, 2005-11 (204-521)	.392
7. Malcolm Grant, 2009-12 (223-576)	.387
8. Trey McKinney Jones, 2011-13 (99-257)	.385
9. Robert Hite, 2002-06 (228-593)	.384
10. James Jones, 1999-03 (124-324)	.383

CONSECUTIVE GAMES WITH 3-POINT FG MADE, CAREER

1. Malcolm Grant, 2011-12	35
Jack McClinton, 2008-09	35
3. Steven Edwards, 1994-95	32
4. Jack McClinton, 2007-08	30
5. Davon Reed, 2016-17	27
6. Steven Edwards, 1993	26
7. Adrian Thomas, 2011	20
Johnny Hemsley, 1998-99	20
Steven Edwards, 1995-96	20
10. Marcus Barnes, 2002	17

FREE THROWS MADE, CAREER

1. Rick Barry, 1962-65	666
2. Eric Brown, 1985-89	633
3. Dick Hickox, 1958-61	409
4. Durand Scott, 2009-13	392
5. Don Curnutt, 1967-70	380
6. Ron Godfrey, 1958-61	348
7. Darius Rice, 2000-04	343
8. Mike Wittman, 1964-67	335
9. Jack McClinton, 2006-09	332

INDIVIDUAL RECORDS - CAREER (CONT.)

FREE THROWS ATTEMPTED, CAREER

1. Eric Brown, 1985-89	840
2. Rick Barry, 1962-65	786
3. Willie Allen, 1968-71	553
4. Tim James, 1995-99	514
5. Dick Hickox, 1958-61	512
6. Durand Scott, 2009-13	507
7. Ron Godfrey, 1958-61	469
8. Don Curnutt, 1967-70	456
9. Joe Wylie, 1988-91	451
10. Darius Rice, 2000-04	443

FREE THROW PERCENTAGE, CAREER

(Minimum 2 FTM Per Game Played)

1. Jack McClinton, 2006-09 (332-369)	.900
2. Dod Hammond, 1959-60 (64-73)	.877
3. Lance Hurdle, 2007-08 (96-111)	.865
4. Robert Hite, 2002-06 (245-289)	.848
5. Rick Barry, 1962-65 (665-786)	.846
6. Rick Jones, 1964-67 (281-337)	.834
7. Don Curnutt, 1967-70 (380-456)	.833
8. Sheldon McClellan, 2014-16 (272-327)	.832
9. James Jones, 1999-03 (304-366)	.831
10. Malcolm Grant, 2009-12 (238-292)	.815

REBOUNDS, CAREER

1. Rick Barry, 1962-65	1,274
2. Willie Allen, 1968-71	916
3. Harry Manushaw, 1958-61	914
4. Tonye Jekiri, 2012-16	901
5. Mike McCoy, 1960-63	857
6. Tim James, 1995-99	856
7. Eric Brown, 1985-89	855
8. Reggie Johnson, 2009-13	842
9. Anthony King, 2003-08	824
10. Edwin Morris, 1955-58	787

ASSISTS, CAREER*

1. Vernon Jennings, 1996-00	520
2. Kevin Norris, 1994-98	493
3. John Salmons, 1998-02	429
4. Kevin Presto, 1985-89	412
5. Durand Scott, 2009-13	404
6. Thomas Hocker, 1987-90	384
7. Anthony Harris, 2002-07	330
8. Michael Gardner, 1991-94	319
9. Steven Edwards, 1992-96	312
10. Malcolm Grant, 2009-12	292

STEALS, CAREER*

1. Kevin Norris, 1994-98	208
--------------------------	-----

2. Vernon Jennings, 1996-00	199
3. John Salmons, 1998-02	192
4. Robert Hite, 2002-06	187
5. Jerome Scott, 1988-92	187
6. Jake Morton, 1988-93	167
7. Durand Scott, 2009-13	166
8. Kevin Presto, 1985-89	154
9. Mike Simmons, 1998-03	141
10. Steven Edwards, 1992-96	138

BLOCKED SHOTS, CAREER*

1. Constantin Popa, 1991-95	263
2. Tim James, 1995-99	224
3. Anthony King, 2003-08	219
4. James Jones, 1999-03	192
5. Julian Gamble, 2008-13	132
6. Tonye Jekiri, 2012-16	126
7. Tito Horford, 1986-88	125
8. Dennis Burns, 1985-89	123
9. Elton Tyler, 1997-2000, 2001-02	114
10. Reggie Johnson, 2009-13	113

PERSONAL FOULS, CAREER

1. Constantin Popa, 1991-95	375
2. Tonye Jekiri, 2012-16	343
3. Eric Brown, 1985-89	332
4. John Salmons, 1998-02	316
5. Reggie Johnson, 2009-13	313
6. Hammie Ward, 1989-93	311
7. Jake Morton, 1988-93	308
8. Mario Bland, 1996-00	305
9. Durand Scott, 2009-13	304
10. Gary Hamilton, 2002-06	297

* Statistic not kept until the 1985-86 season

DISQUALIFICATIONS, CAREER

1. Mike Hutslar, 1967-70	25
2. Rusty Parker, 1965-68	21
3. Edwin Morris, 1955-58	20
Hammie Ward, 1989-93	18
Bill Soens, 1966-68	18
Eric Brown, 1985-89	18
Constantin Popa, 1991-95	18
8. Ron Godfrey, 1958-61	16
9. Willie Allen, 1968-71	15
Mark Richardson, 1985-89	15

INDIVIDUAL RECORDS - CAREER (CONT.)

GAMES STARTED, CAREER*

1. Durand Scott, 2009-13	125
2. Darius Rice, 2000-04	113
3. Robert Hite, 2002-06	109
4. Kevin Norris, 1994-98	108
5. John Salmons, 1998-2002	106
Eric Brown, 1985-89	106
7. Anthony King, 2003-08	105
8. Davon Reed, 2013-17	99
9. Alex Fraser, 1993-97	98
10. Mario Bland, 1998-00	97

CONSECUTIVE GAMES STARTED, CAREER*

1. Kevin Norris, 1994-98	108
2. John Salmons, 1998-2002	106
3. James Jones, 1999-2003	89
4. Davon Reed, 2015-17	84
5. Jerome Scott, 1990-92	72
6. Anthony King, 2004-06	71
7. Guillermo Diaz, 2003-06	69
8. Alex Fraser, 1994-96	67
9. Tim James, 1997-99	61
10. Mario Bland, 1998-2000	58

- years listed are the years of the consecutive starts

GAMES PLAYED, CAREER

1. Tonye Jekiri, 2012-16	139
2. Rion Brown, 2010-14	136
3. Durand Scott, 2009-13	132
4. Davon Reed, 2013-17	131
5. Brian Asbury, 2005-09	130
6. Julian Gamble, 2008-13	129
7. Anthony King, 2003-08	126
8. Elton Tyler, 1997-00, 2001-02	124
John Salmons, 1998-2002	124
10. James Jones, 1999-2003	122

MINUTES PLAYED, CAREER*

1. Durand Scott, 2009-13	4,238
2. John Salmons, 1998-2002	3,786
3. Eric Brown, 1985-89	3,761
4. Darius Rice, 2000-04	3,727
5. Davon Reed, 2013-17	3,679
6. Robert Hite, 2002-06	3,566
7. Kevin Presto, 1985-89	3,453
8. Tim James, 1995-99	3,371
9. James Jones, 1999-2003	3,351
10. Kevin Norris, 1994-98	3,255

20-POINT GAMES, CAREER

1. Rick Barry, 1962-65	61
Don Curnutt, 1967-70	61
3. Eric Brown, 1985-89	54
4. Dick Hickox, 1958-61	41
5. Jack McClinton, 2006-09	37
6. Darius Rice, 2000-04	35
7. Mike Wittman, 1964-67	33
8. Johnny Hemsley, 1996-00	29
Joe Wylie, 1988-91	29
10. Tim James, 1995-99	28
Ron Godfrey, 1958-61	28
Willie Allen, 1968-71	28

INDIVIDUAL RECORDS - CAREER - ACC GAMES ONLY

SCORING

## Player (Seasons)	Pts	Avg
1. Jack McClinton (2006-09)	888	18.7
2. Durand Scott (2009-13)	798	12.1
3. Davon Reed (2013-17)	752	10.4
4. Guillermo Diaz (2004-06)	629	19.7
5. Dwayne Collins (2006-10)	613	9.9
6. Rion Brown (2010-14)	566	8.3
7. Anthony Harris (2004-07)	560	11.7
8. Sheldon McClellan (2014-16)	539	15.0
9. Robert Hite (2004-06)	524	16.4
10. Reggie Johnson (2009-13)	521	8.5

FREE THROW PCT, MIN. 1 FTM/Game

## Player (Seasons)	FTM-A	Pct
1. Jack McClinton (2006-09)	170-188	.904
2. William Frisby (2004-05)	36-42	.857
3. James Dews (2006-10)	71-84	.845
4. Sheldon McClellan (2014-16)	142-170	.835
5. Robert Hite (2004-06)	81-98	.827
6. Brian Asbury (2005-09)	112-139	.806
7. Davon Reed (2013-17)	128-159	.805
8. Malcolm Grant (2009-12)	82-102	.804
9. Lance Hurdle (2007-09)	77-98	.786
10. Manu Lecomte (2013-15)	58-74	.784

REBOUNDING

## Player (Seasons)	Reb	Avg
1. Tonye Jekiri (2012-16)	490	6.8
2. Dwayne Collins (2006-10)	427	6.9
3. Reggie Johnson (2009-13)	417	6.8
4. Anthony King (2004-08)	319	6.5
5. Durand Scott (2009-13)	274	4.2
6. Brian Asbury (2005-09)	259	4.0
7. Davon Reed (2013-17)	255	3.5
8. Jimmy Graham (2005-09)	253	4.5
9. Julian Gamble (2008-13)	219	3.7
10. Kenny Kadji (2011-13)	210	6.4

FREE THROWS MADE

## Player (Seasons)	FTM
1. Jack McClinton (2006-09)	170
2. Durand Scott (2009-13)	170
3. Sheldon McClellan (2014-16)	142
4. Dwayne Collins (2006-10)	141
5. Davon Reed (2013-17)	128
6. Guillermo Diaz (2004-06)	126
7. Reggie Johnson (2009-13)	135
8. Brian Asbury (2005-09)	112
9. Angel Rodriguez (2014-16)	95
10. Rion Brown (2010-14)	87

FIELD GOAL PCT, Min. 1.5 FGM/game

## Player (Seasons)	FGM-A	Pct
1. Dwayne Collins (2006-10)	236-429	.550
2. Kenny Kadji (2011-13)	177-342	.518
3. Anthony King (2004-08)	131-255	.514
4. Julian Gamble (2008-13)	107-208	.514
5. Reggie Johnson (2009-13)	191-376	.508
6. Tonye Jekiri (2012-16)	166-341	.487
7. Raymond Hicks (2004-08)	90-190	.474
8. Jimmy Graham (2005-09)	84-178	.472
9. Sheldon McClellan (2014-16)	171-370	.462
10. Durand Scott (2009-13)	293-656	.447

FREE THROWS ATTEMPTED

## Player (Seasons)	FTA
1. Dwayne Collins (2006-10)	249
2. Durand Scott (2009-13)	224
3. Reggie Johnson (2009-13)	195
4. Jack McClinton (2006-09)	188
5. Guillermo Diaz (2004-06)	171
6. Sheldon McClellan (2014-16)	170
7. Davon Reed (2013-17)	159
8. Brian Asbury (2005-09)	139
9. Tonye Jekiri (2012-16)	125
10. Angel Rodriguez (2014-16)	124

FIELD GOALS MADE

## Player (Seasons)	FGM
1. Durand Scott (2009-13)	293
2. Jack McClinton (2006-09)	289
3. Davon Reed (2013-17)	254
4. Dwayne Collins (2006-10)	236
5. Guillermo Diaz (2004-06)	213
6. Anthony Harris (2004-07)	207
7. Rion Brown (2010-14)	194
8. Reggie Johnson (2009-13)	191
9. Robert Hite (2004-06)	185
10. James Dews (2006-10)	181

INDIVIDUAL RECORDS - CAREER - ACC GAMES ONLY (CONT.)

3-POINT FG PCT, MIN. 100 ATT.

##	Player (Seasons)	3FGM-A	Pct
1.	Kenny Kadji (2011-13)	52-119	.437
2.	Jack McClinton (2006-09)	150-357	.420
3.	Davon Reed (2013-17)	116-286	.406
4.	Adrian Thomas (2005-11)	99-258	.384
5.	Trey McKinney Jones (2011-13)	46-124	.371
6.	Robert Hite (2004-06)	73-198	.369
7.	Guillermo Diaz (2004-06)	77-209	.368
8.	Malcolm Grant (2009-12)	104-285	.365
9.	Sheldon McClellan (2014-16)	55-158	.348
10.	Rion Brown (2010-14)	91-271	.336

BLOCKED SHOTS

##	Player (Seasons)	Blk	Avg
1.	Anthony King (2004-08)	90	1.8
2.	Julian Gamble (2008-13)	69	1.2
3.	Tonye Jekiri (2012-16)	62	0.9
4.	Reggie Johnson (2009-13)	50	0.8
5.	Kenny Kadji (2011-13)	48	1.5
6.	Jimmy Graham (2005-09)	45	0.8
7.	Dwayne Collins (2006-10)	43	0.7
8.	Davon Reed (2013-17)	26	0.4
	Gary Hamilton (2004-06)	26	0.8
10.	DeQuan Jones (2008-12)	19	0.4

3-POINT FIELD GOALS MADE

##	Player (Seasons)	3FGM
1.	Jack McClinton (2006-09)	150
2.	Davon Reed (2013-17)	116
3.	Malcolm Grant (2009-12)	104
4.	Adrian Thomas (2005-11)	99
5.	Rion Brown (2010-14)	91
6.	Guillermo Diaz (2004-06)	77
7.	Robert Hite (2004-06)	73
8.	James Dews (2006-10)	62
9.	Anthony Harris (2004-07)	62
10.	Sheldon McClellan (2014-16)	55

STEALS

##	Player (Seasons)	Stl	Avg
1.	Durand Scott (2009-13)	91	1.4
2.	Davon Reed (2013-17)	59	0.8
3.	Guillermo Diaz (2004-06)	57	1.8
4.	Shane Larkin (2011-13)	55	1.6
5.	Brian Asbury (2005-09)	53	0.8
6.	Angel Rodriguez (2014-16)	52	1.5
7.	James Dews (2006-10)	48	0.8
8.	Robert Hite (2004-06)	46	1.4
9.	Tonye Jekiri (2014-16)	44	0.6
10.	Garrus Adams (2009-14)	43	0.8

3-PT FIELD GOALS ATTEMPTED

##	Player (Seasons)	3FGA
1.	Jack McClinton (2006-09)	357
2.	Davon Reed (2013-17)	286
3.	Malcolm Grant (2009-12)	285
4.	Rion Brown (2010-14)	271
5.	Adrian Thomas (2005-11)	258
6.	James Dews (2006-10)	218
7.	Guillermo Diaz (2004-06)	209
8.	Robert Hite (2004-06)	198
9.	Anthony Harris (2004-07)	187
10.	Angel Rodriguez (2014-16)	168

MINUTES PLAYED

##	Player (Seasons)	Min	Avg
1.	Durand Scott (2009-13)	2,155	32.7
2.	Davon Reed (2013-17)	2,000	27.8
3.	Tonye Jekiri (2012-16)	1,657	23.0
4.	Jack McClinton (2006-09)	1,624	33.8
5.	Rion Brown (2010-14)	1,586	23.3
6.	James Dews (2006-10)	1,579	25.1
7.	Dwayne Collins (2006-10)	1,571	25.1
8.	Garrus Adams (2009-14)	1,404	25.5
9.	Anthony Harris (2004-07)	1,403	29.2
10.	Malcolm Grant (2009-12)	1,381	28.8

ASSISTS

##	Player (Seasons)	Ast	Avg
1.	Anthony Harris (2004-07)	187	3.9
2.	Durand Scott (2009-13)	178	2.7
3.	Angel Rodriguez (2014-16)	151	4.4
4.	Malcolm Grant (2009-12)	132	2.8
5.	Shane Larkin (2011-13)	128	3.8
6.	Davon Reed (2013-17)	114	1.6
7.	Jack McClinton (2006-09)	111	2.3
8.	Garrus Adams (2009-14)	97	2.5
9.	James Dews (2006-10)	86	1.4
10.	Lance Hurdle (2007-09)	82	2.6

RECORDS

OPPONENT TEAM RECORDS - GAME - ACC GAMES ONLY

POINTS

105	at North Carolina	01/31/07
98	North Carolina	01/23/08
98	Florida State	03/03/07
96	at Wake Forest	01/18/17
95	Duke	02/20/08

FIELD GOALS MADE

36	North Carolina	01/23/08
36	at North Carolina	01/31/07
36	at Wake Forest	01/29/05

FIELD GOAL ATTEMPTS

76	at Duke	02/07/09
75	North Carolina	01/23/08
74	Duke	01/23/13

FIELD GOAL PERCENTAGE

.683 (28-41)	Duke	01/14/07
.610 (36-59)	at Wake Forest	01/29/05
.608 (31-51)	Duke	01/19/05
.596 (34-57)	Florida State	03/03/07
.591 (26-44)	Boston College	02/07/07

3 PT FIELD GOALS MADE

15	Duke	02/20/08
14	at NC State	01/27/09
14	at Duke	03/03/05
13	Duke	02/17/10
13	at Florida State	01/20/07
13	at Duke	02/19/06
13	Notre Dame	02/19/14

3 PT FG ATTEMPTS

39	at Duke	02/07/09
37	Duke	02/20/08
34	Virginia Tech	12/08/13

3 PT FG PERCENTAGE, MIN. 10 MADE

.667 (12-18)	at NC State	12/18/05
.625 (10-16)	at Clemson	02/27/08
.611 (11-18)	at NC State	02/04/17
.611 (11-18)	at NC State	01/19/08
.579 (11-19)	Virginia	02/05/11

FREE THROWS MADE

34	Virginia Tech	01/23/07
32	at Florida State	03/08/08
31	at Florida State	02/18/09
29	at Duke	02/19/06

FREE THROW ATTEMPTS

42	at Florida State	03/08/08
42	Virginia Tech	01/23/07
40	at Duke	02/02/08

FREE THROW PERCENTAGE, MIN. 10 MADE

.933 (14-15)	Florida State	02/01/17
.933 (14-15)	at Duke	01/02/11
.917 (22-24)	North Carolina	01/23/08
.909 (10-11)	at Virginia	02/26/09
.905 (19-21)	NC State	03/07/09
.900 (18-20)	at North Carolina	01/14/06
.886 (31-35)	at Florida State	02/18/09

REBOUNDS

51	at North Carolina	03/02/10
51	Maryland	02/05/05
49	at North Carolina	01/31/07
48	Maryland	01/13/13

ASSISTS

26	at North Carolina	01/31/07
21	at Florida State	01/20/07
20	NC State	02/08/06
20	at Wake Forest	01/29/05

STEALS

17	Georgia Tech	02/03/11
15	at Georgia Tech	03/06/11
13	Clemson	12/21/08

BLOCKED SHOTS

12	at NC State	12/18/05
11	at NC State	02/04/17
9	at Wake Forest	02/23/13
9	at Georgia Tech	03/04/09
9	at Boston College	01/15/08
9	at Clemson	02/28/07
9	at Maryland	01/10/07

TURNOVERS

23	Duke	02/20/08
22	at Georgia Tech	02/17/08
20	at Maryland	03/01/06
20	Maryland	01/07/06

FOULS

29	Florida State	02/26/12
28	Florida State	02/25/15
27	at Boston College	02/16/15
27	Virginia Tech	01/31/10

OPPONENT TEAM LOWS - GAME - ACC GAMES ONLY

POINTS

38	Clemson	01/18/06
42	at Georgia Tech	01/18/14
42	Boston College	02/22/14

FIELD GOALS MADE

13	at Georgia Tech	01/18/14
13	at Maryland	01/10/07
14	Boston College	02/22/14

FIELD GOAL ATTEMPTS

37	at Virginia Tech	02/27/17
38	at Wake Forest	02/17/07
39	at Wake Forest	02/09/11

FIELD GOAL PERCENTAGE

.224 (13-58)	at Maryland	01/10/07
.254 (15-59)	Clemson	01/18/06
.274 (17-62)	Georgia Tech	02/03/11

3 PT FIELD GOALS MADE

2	Florida State	01/09/16
2	at Virginia	01/12/16
2	Georgia Tech	01/28/15
2	at North Carolina	01/10/12
2	at Maryland	03/01/06

3 PT FG ATTEMPTS

7	at Virginia	01/12/16
7	NC State	02/27/10
9	at Florida State	02/01/15
9	at NC State	02/02/13

3 PT FG PERCENTAGE

.105 (2-19)	Florida State	01/09/16
.125 (2-16)	at North Carolina	01/10/12
.143 (4-28)	Georgia Tech	02/03/11

FREE THROWS MADE

0	Clemson	02/08/15
1	Virginia Tech	12/08/13
2	Georgia Tech	02/15/17

FREE THROW ATTEMPTS

1	Clemson	02/08/15
3	Georgia Tech	02/15/17
3	Virginia Tech	12/08/13

FREE THROW PCT, MIN. 10 ATT

.364 (4-11)	Clemson	01/18/06
.385 (5-13)	at Clemson	02/17/13
.400 (4-10)	Wake Forest	03/08/14

REBOUNDS

17	Georgia Tech	02/15/17
19	Virginia Tech	02/18/15
19	Wake Forest	03/08/14

ASSISTS

4	Maryland	01/13/13
6	Florida State	01/27/13
6	Boston College	02/05/13
6	Georgia Tech	02/03/11

STEALS

0	at Virginia Tech	03/07/15
0	Boston College	02/22/14
0	at Boston College	02/16/06

BLOCKED SHOTS

0	at Virginia Tech	02/27/17
0	Duke	01/25/16
0	at Wake Forest	02/11/15
0	NC State	02/08/14
0	Boston College	03/03/12
0	Virginia Tech	01/31/10
0	at Maryland	01/31/09
0	at Wake Forest	01/29/08
0	Duke	02/20/08
0	Georgia Tech	12/03/06
0	at Florida State	01/20/07

TURNOVERS

5	Syracuse	01/25/14
5	Boston College	01/19/10
6	Notre Dame	01/12/17
6	Louisville	02/27/16
6	at Notre Dame	03/02/16
6	Boston College	01/10/15
6	Notre Dame	02/19/14
6	at Clemson	02/17/13

FOULS

7	at Pittsburgh	01/14/17
7	at Georgia Tech	01/24/12
8	at Clemson	03/04/14
8	North Carolina	02/15/09

RECORDS

OPPONENT TEAM RECORDS BY HALF, SINCE 2004-05

POINTS

64	at North Carolina (2nd)	01/31/07
59	Duke (2nd)	02/20/08
59	at Duke (1st)	02/19/06

FIELD GOALS MADE

23	Clemson (2nd)	12/21/08
21	at North Carolina (2nd)	02/20/16
22	South Alabama (2nd)	11/28/14
22	at North Carolina (2nd)	01/31/07

FIELD GOAL ATTEMPTS

47	South Alabama (2nd)	11/28/14
42	Florida Atlantic (1st)	11/29/04
41	North Carolina (1st)	01/23/08

FIELD GOAL PERCENTAGE, MIN. 15 MADE

.810 (17-21)	Duke (1st)	01/14/07
.750 (15-20)	vs. UCF (2nd)	12/18/10
.708 (17-24)	Binghamton (2nd)	12/20/06

3 PT FIELD GOALS MADE

11	at Wake Forest (1st)	02/11/15
10	Duke (2nd)	02/20/08

3 PT FG ATTEMPTS

22	at Duke (2nd)	02/07/09
21	vs. Akron (2nd)	12/23/10
21	Stetson (2nd)	11/29/08
21	at Duke (2nd)	03/03/05
21	vs. Duke (1st)	03/10/06

3 PT FG PERCENTAGE, MIN. 7 MADE

.800 (8-10)	at NC State (1st)	02/04/17
.778 (7-9)	at Virginia Tech (1st)	01/13/10
.778 (7-9)	at Clemson (1st)	02/27/08
.778 (7-9)	at Louisville (2nd)	12/23/06

FREE THROWS MADE

24	Virginia (2nd)	03/01/08
22	at Florida State (2nd)	03/08/08
22	Virginia Tech (2nd)	01/23/07

FREE THROW ATTEMPTS

37	vs. UCF (2nd)	12/18/10
29	Virginia Tech (2nd)	01/23/07
28	Virginia (2nd)	03/01/08
28	at Clemson (2nd)	02/27/08

FREE THROW PERCENTAGE, MIN. 10 MADE

1.000 (12-12)	at Wake Forest (1st)	01/18/17
1.000 (11-11)	vs. North Carolina (1st)	03/09/17
1.000 (11-11)	Florida State (2nd)	02/01/17
1.000 (11-11)	at Clemson (2nd)	01/16/16
1.000 (10-10)	Pittsburgh (1st)	02/09/16
1.000 (10-10)	Florida State (2nd)	01/15/14
1.000 (10-10)	at Duke (2nd)	01/02/11
1.000 (10-10)	North Carolina (1st)	01/23/08

REBOUNDS

31	at North Carolina (1st)	03/02/10
31	Maryland (1st)	02/05/05
29	vs. Virginia Tech (2nd)	03/14/08
29	at North Carolina (2nd)	01/31/07

ASSISTS

16	at North Carolina (2nd)	02/20/16
15	at Florida (1st)	03/20/09

STEALS

11	Georgia Tech (2nd)	02/03/11
10	at Florida State (1st)	02/26/11

BLOCKED SHOTS

7	at NC State (1st)	02/04/17
7	vs. Florida Atlantic (2nd)	12/19/09
7	at Georgia Tech (1st)	03/04/09
7	at Mississippi State (1st)	12/13/07
7	at Massachusetts (2nd)	01/02/07
7	at NC State (1st)	12/18/05

TURNOVERS

15	Nova Southeastern (1st)	11/16/09
15	at Georgia Tech (1st)	02/17/08

FOULS

21	NC State (2nd)	03/07/09
19	Florida State (2nd)	02/26/12
19	Florida Atlantic (2nd)	01/05/09

Listing does not include the following games:

Nov. 16, 2007 – Miami vs. VCU

Nov. 18, 2007 – Miami vs. Providence

OPPONENT TEAM LOWS BY HALF, SINCE 2004-05

POINTS

12	College of Charleston (1st)	12/30/14
14	South Carolina State (1st)	12/06/17
14	Maryland (1st)	01/13/13
15	vs. San Diego (2nd)	11/24/08
15	Wofford (2nd)	12/10/05

FIELD GOALS MADE

4	North Florida (2nd)	12/31/08
5	at Georgia Tech (1st)	01/18/14
5	Florida State (1st)	01/19/11
5	vs. NC State (1st)	03/13/08
5	Birmingham-Southern (1st)	12/03/05

FIELD GOAL ATTEMPTS

12	at Northwestern (2nd)	11/28/06
16	at Virginia Tech (2nd)	02/24/07
17	at Virginia (2nd)	02/26/14
17	at Boston College (2nd)	01/29/12
17	at Wake Forest (2nd)	02/09/11
17	at Virginia Tech (2nd)	02/19/05
17	North Carolina A&T (2nd)	11/22/05

FIELD GOAL PERCENTAGE

.161 (5-31)	Birmingham-So. (1st)	12/03/05
.190 (4-21)	North Florida (2nd)	12/31/08
.192 (5-26)	Florida State (1st)	01/19/11
.194 (6-31)	at Duke (1st)	02/07/09
.200 (7-35)	Charlotte (1st)	12/05/15
.200 (6-30)	N.C. Central (2nd)	01/03/09

3 PT FIELD GOALS MADE

0	Numerous times	
	Last Clemson (2nd)	02/18/17

3 PT FG ATTEMPTS

1	Columbia (2nd)	12/28/16
1	vs. Marquette (2nd)	03/28/13
2	vs. Virginia (2nd)	03/11/16
2	at Wake Forest (2nd)	02/23/13
2	at Virginia Tech (2nd)	02/24/07

3 PT FG PERCENTAGE, MIN. 10 ATT.

.000 (0-10)	Florida State (2nd)	01/27/13
.000 (0-10)	N.C. Central (2nd)	11/19/10
.000 (0-10)	at Kentucky (2nd)	12/06/08
.000 (0-10)	N.C. Central (2nd)	01/03/09
.071 (1-14)	Georgia Tech (1st)	02/03/11

FREE THROWS MADE

0	Numerous times	
	Last vs. Duke (1st)	02/25/17

FREE THROW ATTEMPTS

0	Numerous times	
	Last at Pittsburgh (1st)	01/14/17

FREE THROW PERCENTAGE, MIN. 10 ATT.

.167 (2-12)	Florida State (2nd)	01/19/11
.364 (4-11)	at Clemson (2nd)	02/17/13
.364 (4-11)	Virginia (2nd)	02/05/11
.400 (6-15)	North Carolina A&T (2nd)	12/23/07
.400 (6-15)	at Clemson (2nd)	02/28/07
.400 (4-10)	Georgia Tech (1st)	02/10/10
.400 (4-10)	Maryland (1st)	02/05/05
.400 (6-15)	Morgan State (2nd)	11/19/05

REBOUNDS

7	Wake Forest (2nd)	03/08/14
7	Clemson (2nd)	03/09/13
7	at Florida State (1st)	02/13/13
7	Virginia Tech (2nd)	02/18/15

ASSISTS

0	Princeton (1st)	12/29/15
1	Numerous times	
	Last at Duke (1st)	01/21/17

STEALS

0	Numerous times.	
	Last vs. Michigan State (1st)	03/17/17

BLOCKED SHOTS

0	Numerous times.	
	Last vs. North Carolina (2nd)	03/09/17

TURNOVERS

0	Syracuse (2nd)	01/25/14
1	Notre Dame (2nd)	01/12/17
1	vs. Temple (2nd)	03/31/15
1	Boston College (2nd)	01/10/15
1	at Duke (2nd)	02/05/12
1	Boston College (2nd)	01/19/10
1	Ohio State (2nd)	12/02/08
1	NC Central (2nd)	01/03/09
1	at Florida State (2nd)	02/18/09
1	at Temple (1st)	11/27/05

FOULS

1	at Charlotte (1st)	11/25/14
2	Duke (1st)	02/25/17
2	at NC State (1st)	02/04/17
2	Duke (1st)	01/25/16
2	at Syracuse (1st)	01/24/15
2	NC Central (1st)	03/17/15
2	at Clemson (1st)	03/04/14
2	at North Carolina (1st)	01/10/13
2	at Georgia Tech (1st)	01/24/12
2	Missouri State (1st)	03/21/11
2	at Creighton (1st)	03/20/06

Listing does not include the following games:

Nov. 16, 2007 – Miami vs. VCU
Nov. 18, 2007 – Miami vs. Providence

OPPONENT INDIVIDUAL RECORDS - GAME

POINTS

58 Danny Ferry, Duke 12/10/88

FIELD GOALS MADE

23 Danny Ferry, Duke 12/10/88

FIELD GOALS ATTEMPTED

31 Victor Page, Georgetown 3/6/97

FIELD GOAL PERCENTAGE

1.000 (11-11) Hakim Warrick, Syracuse 2/14/04

3-PT FIELD GOALS MADE

9 Lewis Clinch, Georgia Tech 3/4/09

9 Mike Hargett, George Mason 11/23/90

3-PT FIELD GOALS ATTEMPTED

20 Terrell Stoglin, Maryland 2/1/12

3-PT FIELD GOAL PERCENTAGE

1.000 (5-5) Jerry McCullough, Pittsburgh 1/12/94

1.000 (5-5) C.J. Harris, Wake Forest 2/23/13

FREE THROWS MADE

17 Seth Allen, Virginia Tech 3/10/16

17 Jason Lawson, Villanova 3/5/94

17 Troy Bell, Boston College 1/13/01

17 C.J. Harris, Wake Forest 2/9/11

FREE THROWS ATTEMPTED

21 Jason Lawson, Villanova 3/5/94

FREE THROW PERCENTAGE

1.000 (17-17) Troy Bell, Boston College 1/13/01

REBOUNDS

24 Darrell Coleman, South Florida 3/1/88

ASSISTS

14 Tommy Amaker, Duke 2/19/86

14 Brandon Knight, Pittsburgh 3/8/02

STEALS

8 Eric Murdock, Providence 1/27/88

BLOCKED SHOTS

13 Kyle Davis, Auburn 3/14/01

TURNOVERS

11 Zlatko Savovic, Lehigh 12/27/01

OPPONENT INDIVIDUAL RECORDS - GAME - ACC GAMES ONLY

POINTS

45	Al Thornton vs. Florida State	03/03/07
41	Sean Singletary vs. Virginia	03/01/08
36	Ryan Kelly at Duke	03/02/13

FT PCT, MIN. 10 MADE

1.000 (11-11)	Al Thornton vs. Florida State	03/03/07
1.000 (11-11)	Jon Scheyer vs. Duke	01/14/07
1.000 (10-10)	Anthony Barber at NC State	01/30/16

FIELD GOALS MADE

16	Al Thornton vs. Florida State	03/03/07
13	Olivier Hanlan at Boston College	02/16/15
12	Sean Singletary vs. Virginia	03/01/08
12	Malcolm Brogdon vs. Virginia	02/22/16

REBOUNDS

18	Gani Lawal vs. Georgia Tech	02/10/10
16	Trevor Booker vs. Clemson	12/21/08
15	Brice Johnson at North Carolina	02/20/16
15	Jahlil Okafor at Duke	01/13/15
15	Jabari Parker vs. Duke	01/22/14
15	Corey Raji vs. Boston College	02/21/09
15	Shelden Williams at Duke	02/19/06
15	Sharrod Ford vs. Clemson	01/26/05
15	Sean May at North Carolina	01/22/05

FIELD GOAL ATT.

26	Olivier Hanlan at Boston College	02/16/15
26	Terrell Stoglin vs. Maryland	02/01/12
25	Sean Singletary vs. Virginia	03/01/08

FG PCT, MIN. 7 MADE

1.000 (7-7)	Montay Brandon at Florida State	02/01/15
1.000 (7-7)	Dez Wells at Maryland	01/29/14
1.000 (7-7)	Ra'Sean Dickey vs. Georgia Tech	12/03/06
.917 (11-12)	Shelden Williams vs. Duke	01/19/05

ASSISTS

12	Tyrese Rice at Boston College	01/16/07
11	John Gillon at Syracuse	01/04/17
10	Ty Lawson vs. North Carolina	01/23/08
10	Daniel Ewing at Duke	03/03/05

3-POINT FG MADE

9	Lewis Clinch at Georgia Tech	03/04/09
8	Ty Outlaw at Virginia Tech	02/27/17
7	Ryan Kelly at Duke	03/02/13
7	Toney Douglas vs. Florida State	01/21/09
7	Wayne Ellington at North Carolina	01/17/09

STEALS

6	Chris Jones at Louisville	02/03/15
5	Jordan Roper at Clemson	01/16/16
5	Iman Shumpert at Georgia Tech	03/06/11
5	Seth Curry vs. Duke	02/13/11
5	Iman Shumpert vs. Georgia Tech	02/03/11
5	Jon Scheyer vs. Duke	02/17/10
5	Brian Zoubek vs. Duke	02/17/10

3-POINT FG ATT.

20	Terrell Stoglin vs. Maryland	02/01/12
16	Lewis Clinch at Georgia Tech	03/04/09
14	Jarell Eddie vs. Virginia Tech	12/08/13
14	Toney Douglas vs. Florida State	01/21/09

BLOCKED SHOTS

7	Cedric Simmons at NC State	12/18/05
5	Omer Yurtseven at NC State	02/04/17
5	Boris Bojanovsky at Florida State	02/14/16
5	Travis McKie at Wake Forest	02/23/13
5	Alade Aminu at Georgia Tech	03/04/09
5	Tyrelle Blair at Boston College	01/15/08

3-PT FG PCT, MIN. 5 MADE

1.000 (5-5)	C.J. Harris at Wake Forest	02/23/13
.857 (6-7)	Dinos Mitoglou at Wake Forest	02/11/15
.857 (6-7)	Pat Connaughton vs. ND	02/19/14

FREE THROWS MADE

17	C.J. Harris at Wake Forest	02/09/11
15	Tyler Hansbrough vs. North Carolina	01/23/08
15	Zabian Dowdell vs. Virginia Tech	01/23/07

TURNOVERS

9	Rakim Sanders vs. Boston College	03/05/08
8	Michael Gbinije vs. Syracuse	01/02/16
7	Bernard James at Florida State	02/11/12

FREE THROW ATT.

18	C.J. Harris at Wake Forest	02/09/11
18	Zabian Dowdell vs. Virginia Tech	01/23/07
16	Malcolm Delaney at Virginia Tech	01/13/10
16	Tyler Hansbrough vs. North Carolina	01/23/08

OPPONENT INDIVIDUAL RECORDS BY HALF, SINCE 2004-05

POINTS

31 Sean Singletary vs. Virginia (2nd)	03/01/08
30 Xavier Rathan-Mayes vs. Florida State (2nd)	02/25/15
27 Tyler Hansbrough vs. North Carolina (2nd)	01/23/08
27 Eric Maynor vs. VCU (2nd)	11/16/07

FIELD GOALS MADE

10 Jordan Parks vs. NC Central (2nd)	03/17/15
10 Eric Maynor vs. VCU (2nd)	11/16/07
9 Adam Pegg vs. Stetson (2nd)	11/09/12

FIELD GOAL ATT.

20 Eric Maynor vs. VCU (2nd)	11/16/07
16 Sean Singletary vs. Virginia (2nd)	03/01/08
16 Dwain Williams vs. Providence (2nd)	11/18/07

FG PCT, MIN. 7 MADE

1.000 (7-7) Dez Wells at Maryland (2nd)	01/29/14
1.000 (7-7) Adam Leonard vs. Missouri State (2nd)	03/21/11

3-POINT FG MADE

7 Wayne Ellington at North Carolina (2nd)	01/17/09
6 Xavier Rathan-Mayes vs. Florida State (2nd)	02/25/15
6 Adam Leonard vs. Missouri State (2nd)	03/21/11
6 Lewis Clinch at Georgia Tech (1st)	03/04/09

3-POINT FG ATT.

10 Terrell Stoglin vs. Maryland (2nd)	02/01/12
10 Wayne Ellington at North Carolina (2nd)	01/17/09
10 Patrick Mills vs. Saint Mary's (2nd)	03/21/08

3-PT FG PCT, MIN. 5 MADE

1.000 (6-6) Adam Leonard vs. Missouri State (2nd)	03/21/11
1.000 (5-5) Dinos Mitoglou at Wake Forest (1st)	02/11/15
1.000 (5-5) C.J. Harris at Wake Forest (1st)	02/23/13

FREE THROWS MADE

13 Sean Singletary vs. Virginia (2nd)	03/01/08
11 Seth Allen vs. Virginia Tech (2nd)	03/10/16
11 Toney Douglas at Florida State (2nd)	02/18/09
11 Tyler Hansbrough vs. North Carolina (2nd)	01/23/08
11 Zabian Dowdell vs. Virginia Tech (2nd)	01/23/07

FREE THROW ATT.

14 Sean Singletary vs. Virginia (2nd)	03/01/08
14 Zabian Dowdell vs. Virginia Tech (2nd)	01/23/07
12 Arsalan Kazemi vs. Rice (2nd)	12/22/10
12 Malcolm Delaney at Virginia Tech (2nd)	01/13/10
12 Toney Douglas at Florida State (2nd)	02/18/09
12 Tyler Hansbrough vs. North Carolina (2nd)	01/23/08

FT PCT, MIN. 8 MADE

1.00 (11-11) Seth Allen vs. Virginia Tech (2nd)	03/10/16
1.000 (8-8) C.J. Harris at Wake Forest (2nd)	02/09/11
1.000 (8-8) Luke Loucks vs. Florida State (2nd)	03/09/12
1.000 (8-8) Tyler Hansbrough at North Carolina (1st)	01/17/09
1.000 (8-8) Tyrese Rice vs. Boston College (2nd)	02/07/07
1.000 (8-8) Tyler Hansbrough at North Carolina (1st)	01/14/06

REBOUNDS

13 Gani Lawal vs. Georgia Tech (2nd)	02/10/10
11 Dionte Ferguson vs. South Alabama (2nd)	11/28/14
11 Nnanna Egwu vs. Illinois (2nd)	03/24/13
11 Geoff McDermott vs. Providence (2nd)	11/18/07

ASSISTS

8 Kris Dunn vs. Providence (2nd)	12/22/14
8 Kendall Marshall vs. North Carolina (2nd)	03/11/11
8 Tyrese Rice at Boston College (1st)	01/16/07

STEALS

5 James Daniel vs. Howard (1st)	11/14/14
5 Jeremy Chappell vs. Robert Morris (2nd)	12/14/08
4 Levi Randolph vs. Alabama (1st)	03/21/15
4 Chris Jones vs. Louisville (2nd)	02/03/15
4 Madison Jones at Wake Forest (2nd)	02/23/13
4 David Williams vs. UNCG (2nd)	01/02/12
4 Mike Coburn at Rutgers (1st)	11/21/10
4 Al Nolen vs. Minnesota (1st)	12/02/09
4 Tony Bethel vs. NC State (1st)	02/08/06

BLOCKED SHOTS

6 Jarvis Varnado at Mississippi State (1st)	12/13/07
6 Stephane Lasme at Massachusetts (2nd)	01/02/07
6 Cedric Simmons at NC State (1st)	12/18/05

TEAM RECORDS - NCAA TOURNAMENT

POINTS SCORED

80	vs. Missouri	3/14/02
79	vs. Buffalo	3/17/16
78	vs. Pacific	3/22/13
78	vs. St. Mary's	3/21/08
75	vs. Lafayette	3/12/99
75	vs. Arkansas	3/17/00
75	vs. Ohio State	3/19/00

FIELD GOALS MADE

28	vs. St. Mary's	3/21/08
27	vs. Lafayette	3/12/99
26	vs. Ohio State	3/19/00
25	vs. Villanova	3/24/16
25	vs. Purdue	3/14/99

FIELD GOAL ATTEMPTS

76	vs. Purdue	3/14/99
68	vs. Missouri	3/14/02
63	vs. Marquette	3/28/13
63	vs. St. Mary's	3/21/08
61	vs. UCLA	3/13/98

FIELD GOAL PERCENTAGE

.553 (21-38)	vs. Wichita State	3/19/16
.532 (25-47)	vs. Villanova	3/24/16
.510 (26-51)	vs. Ohio State	3/19/00
.482 (27-56)	vs. Lafayette	3/12/99
.469 (23-49)	vs. Arkansas	3/17/00

3-POINT FIELD GOALS MADE

12	vs. Pacific	3/22/13
10	vs. Villanova	3/24/16
10	vs. Lafayette	3/12/99
10	vs. Tulsa	3/24/00
9	vs. Illinois	3/24/13
9	vs. Texas	3/23/08

3-POINT FIELD GOALS ATTEMPTED

26	vs. Marquette	3/28/13
25	vs. Illinois	3/24/13
23	vs. Missouri	3/14/02
22	vs. Pacific	3/22/13
22	vs. Texas	3/23/08

3-POINT FIELD GOAL PERCENTAGE

.625 (10-16)	vs. Lafayette	3/12/99
.588 (10-17)	vs. Villanova	3/24/16
.588 (10-17)	vs. Tulsa	3/24/00
.583 (7-12)	vs. Wichita State	3/19/16
.583 (7-12)	vs. Arkansas	3/17/00

FREE THROWS MADE

28	vs. Missouri	3/14/02
26	vs. Buffalo	3/17/16
22	vs. Arkansas	3/17/00
19	vs. Texas	3/23/08
18	vs. Pacific	3/22/13

FREE THROWS ATTEMPTED

35	vs. Missouri	3/14/02
34	vs. Buffalo	3/17/16
32	vs. Arkansas	3/17/00
23	vs. Wichita State	3/19/16
22	vs. Texas	3/23/08

FREE-THROW PERCENTAGE

.895 (17-19)	vs. Ohio State	3/19/00
.864 (19-22)	vs. Texas	3/23/08
.857 (18-21)	vs. Pacific	3/22/13
.810 (17-21)	vs. St. Mary's	3/21/08
.800 (12-15)	vs. Purdue	3/14/99
.800 (28-35)	vs. Missouri	3/14/02

REBOUNDS

47	vs. Lafayette	3/12/99
47	vs. St. Mary's	3/21/08
45	vs. Purdue	3/14/99
44	vs. Buffalo	3/17/16
44	vs. UCLA	3/13/98

ASSISTS

20	vs. Lafayette	3/12/99
19	vs. Ohio State	3/19/00
17	vs. Arkansas	3/17/00
14	vs. St. Mary's	3/21/08
13	vs. UCLA	3/13/98

STEALS

12	vs. UCLA	3/13/98
10	vs. Wichita State	3/19/16
10	vs. Lafayette	3/12/99
9	vs. Michigan State	3/17/17
8	vs. Purdue	3/14/99
8	vs. Tulsa	3/24/00

BLOCKED SHOTS

9	vs. Lafayette	3/12/99
6	vs. Buffalo	3/17/16
4	vs. Wichita State	3/19/16
4	vs. Pacific	3/22/13
4	vs. Missouri	3/14/02
4	vs. St. Mary's	3/21/08

INDIVIDUAL GAME RECORDS - NCAA TOURNAMENT

POINTS SCORED

38	Jack McClinton vs. St. Mary's	3/21/08
31	Johnny Hemsley vs. Lafayette	3/12/99
28	Angel Rodriguez vs. Wichita State	3/19/16
26	Sheldon McClellan vs. Villanova	3/24/16
24	Angel Rodriguez vs. Buffalo	3/17/16
24	Johnny Hemsley vs. Ohio State	3/19/00

FIELD GOALS MADE

12	Jack McClinton vs. St. Mary's	3/21/08
10	Johnny Hemsley vs. Lafayette	3/12/99
9	Angel Rodriguez vs. Wichita State	3/19/16
9	Johnny Hemsley vs. Ohio State	3/19/00
8	Sheldon McClellan vs. Villanova	3/24/16

FIELD GOALS ATTEMPTS

21	Tim James vs. Purdue	3/14/99
19	Jack McClinton vs. St. Mary's	3/21/08
17	Johnny Hemsley vs. UCLA	3/13/98
16	Johnny Hemsley vs. Ohio State	3/19/00
15	Angel Rodriguez vs. Buffalo	3/17/16
15	Johnny Hemsley vs. Lafayette	3/12/99
15	Mario Bland vs. Tulsa	3/24/00
15	Darius Rice vs. Missouri	3/14/02

FIELD GOAL PERCENTAGE, MIN. 6 MADE

.818 (9-11)	Angel Rodriguez vs. Wichita State	3/19/16
.750 (9-12)	Johnny Hemsley vs. Lafayette	3/12/99
.750 (6-8)	Mario Bland vs. UCLA	3/13/98
.750 (6-8)	John Salmons vs. Arkansas	3/17/00
.667 (8-12)	Sheldon McClellan vs. Villanova	3/24/16
.667(6-9)	Tim James vs. UCLA	3/13/98

3-POINT FIELD GOALS MADE

9	Johnny Hemsley vs. Lafayette	3/12/99
5	Sheldon McClellan vs. Villanova	3/24/16
5	Rion Brown vs. Illinois	3/24/13
5	Durand Scott vs. Pacific	3/22/13
5	Johnny Hemsley vs. Arkansas	3/17/00

3-POINT FIELD GOALS ATTEMPTED

12	Johnny Hemsley vs. Lafayette	3/12/99
10	Rion Brown vs. Illinois	3/24/13
10	Johnny Hemsley vs. Arkansas	3/17/00
10	Jack McClinton vs. Texas	3/23/08
9	Johnny Hemsley vs. Ohio State	3/19/00
9	Marcus Barnes vs. Missouri	3/14/02

3-POINT FIELD GOAL PERCENTAGE, MIN. 5 MADE

.750 (9-12)	Johnny Hemsley vs. Lafayette	3/12/99
.714 (5-7)	Sheldon McClellan vs. Villanova	3/24/16
.625 (5-8)	Durand Scott vs. Pacific	3/22/13
.500 (5-10)	Rion Brown vs. Illinois	3/24/13
.500 (5-10)	Johnny Hemsley vs. Arkansas	3/17/00

FREE THROWS MADE

11	Jack McClinton vs. St. Mary's	3/21/08
10	Sheldon McClellan vs. Buffalo	3/17/16
10	Darius Rice vs. Missouri	3/14/02
9	Angel Rodriguez vs. Buffalo	3/17/16
7	Angel Rodriguez vs. Wichita State	3/19/16

FREE-THROW ATTEMPTS

13	Sheldon McClellan vs. Buffalo	3/17/16
11	Angel Rodriguez vs. Buffalo	3/17/16
11	Jack McClinton vs. St. Mary's	3/21/08
11	Darius Rice vs. Missouri	3/14/02
10	Mario Bland vs. UCLA	3/13/98

FREE-THROW PERCENTAGE, MIN. 5 MADE

1.000 (11-11)	Jack McClinton vs. St. Mary's	3/21/08
1.000 (6-6)	Elton Tyler vs. Ohio State	3/19/00
1.000 (6-6)	John Salmons vs. Ohio State	3/19/00
1.000 (5-5)	Shane Larkin vs. Pacific	3/22/13
.909 (10-11)	Darius Rice vs. Missouri	3/14/02

REBOUNDS

13	Kamari Murphy vs. Buffalo	3/17/16
12	Davon Reed vs. Buffalo	3/17/16
11	Johnny Hemsley vs. UCLA	3/13/98
11	Mario Bland vs. Purdue	3/14/99
11	Mario Bland vs. Ohio State	3/19/00

ASSISTS

9	Shane Larkin vs. Pacific	3/22/13
8	Angel Rodriguez vs. Buffalo	3/17/16
8	Vernon Jennings vs. Lafayette	3/12/99
8	Vernon Jennings vs. Arkansas	3/17/00
7	Vernon Jennings vs. UCLA	3/13/98
7	Vernon Jennings vs. Tulsa	3/24/00

STEALS

4	Angel Rodriguez vs. Wichita State	3/19/16
4	Kevin Norris vs. UCLA	3/13/98
4	Johnny Hemsley vs. Lafayette	3/12/99
3	Bruce Brown vs. Michigan State	3/17/17
3	Ja'Quan Newton vs. Michigan State	3/17/17
3	Shane Larkin vs. Pacific	3/22/13
3	Vernon Jennings vs. Tulsa	3/24/00
3	Vernon Jennings vs. Ohio State	3/19/00
3	Vernon Jennings vs. Purdue	3/14/99
3	John Salmons vs. Lafayette	3/12/99
3	Johnny Hemsley vs. UCLA	3/13/98

BLOCKED SHOTS

4	Kamari Murphy vs. Buffalo	3/17/16
3	John Salmons vs. Lafayette	3/12/99
3	Jimmy Graham vs. Texas	3/23/08

INDIVIDUAL CAREER - NCAA TOURNAMENT

POINTS SCORED (GAMES), YEARS IN NCAA

114	Johnny Hemsley (6), 1998, 1999, 2000
75	Mario Bland (6), 1998, 1999, 2000
70	John Salmons (6), 1999, 2000, 2002
65	Angel Rodriguez (3), 2016
64	Sheldon McClellan (3), 2016

FIELD GOALS MADE

38	Johnny Hemsley (6), 1998, 1999, 2000
26	John Salmons (6), 1999, 2000, 2002
25	Mario Bland (6), 1998, 1999, 2000
20	Angel Rodriguez (3), 2016
19	Elton Tyler (7), 1998, 1999, 2000, 2002

FIELD GOAL ATTEMPTS

85	Johnny Hemsley (6), 1998, 1999, 2000
54	Mario Bland (6), 1998, 1999, 2000
49	Elton Tyler (7), 1998, 1999, 2000, 2002
48	John Salmons (6), 1999, 2000, 2002
38	Tim James (3), 1998, 1999

FIELD GOAL PERCENTAGE, MIN. 10 MADE

.545 (18-33)	Sheldon McClellan (3), 2016
.542 (26-48)	John Salmons (6), 1999, 2000, 2002
.541 (20-37)	Angel Rodriguez (3), 2016
.515 (17-33)	Jack McClinton (2), 2008
.484 (16-33)	Davon Reed (4), 2016, 2017

3-POINT FIELD GOALS MADE

23	Johnny Hemsley (6), 1998, 1999, 2000
9	Angel Rodriguez (3), 2016
9	Rion Brown (3), 2013
7	Sheldon McClellan (3), 2016
7	Jack McClinton (2), 2008

3-POINT FIELD GOALS ATTEMPTED

47	Johnny Hemsley (6), 1998, 1999, 2000
21	Rion Brown (3), 2013
16	Shane Larkin (3), 2013
16	Jack McClinton (2), 2008
15	Davon Reed (4), 2016, 2017
15	Angel Rodriguez (3), 2016
15	Trey McKinney Jones (3), 2013

3-POINT FIELD GOAL PERCENTAGE, MIN. 6 MADE

.600 (9-15)	Angel Rodriguez (3), 2016
.538 (7-13)	Sheldon McClellan (3), 2016
.489 (23-47)	Johnny Hemsley (6), 1998, 1999, 2000
.462 (6-13)	Durand Scott (3), 2013
.438 (7-16)	Jack McClinton (2), 2008

FREE THROWS MADE

23	Mario Bland (6), 1998, 1999, 2000
21	Sheldon McClellan (3), 2016
18	Elton Tyler (7), 1998, 1999, 2000, 2002
16	Angel Rodriguez (3), 2016
15	Johnny Hemsley (6), 1998, 1999, 2000
15	Jack McClinton (2), 2008

FREE THROWS ATTEMPTED

34	Mario Bland (6), 1998, 1999, 2000
27	Sheldon McClellan (3), 2016
22	Elton Tyler (7), 1998, 1999, 2000, 2002
19	Angel Rodriguez (3), 2016
19	Johnny Hemsley (6), 1998, 1999, 2000

FREE-THROW PERCENTAGE, MIN. 9 MADE

1.000 (15-15)	Jack McClinton (2), 2008
.909 (10-11)	Darius Rice (1), 2002
.900 (9-10)	Johnny Hemsley (6), 1998, 1999, 2000
.900 (9-10)	Durand Scott (3), 2013
.842 (16-19)	Angel Rodriguez (3), 2016

REBOUNDS

50	Mario Bland (6), 1998, 1999, 2000
36	Elton Tyler (7), 1998, 1999, 2000, 2002
31	John Salmons (6), 1999, 2000, 2002
30	Johnny Hemsley (6), 1998, 1999, 2000
27	Vernon Jennings (6), 1998, 1999, 2000

ASSISTS

39	Vernon Jennings (6), 1998, 1999, 2000
18	Shane Larkin (3), 2013
17	Angel Rodriguez (3), 2016
17	John Salmons (6), 1999, 2000, 2002
12	Mario Bland (6), 1998, 1999, 2000

STEALS

11	Vernon Jennings (6), 1998, 1999, 2000
9	Angel Rodriguez (3), 2016
9	Johnny Hemsley (6), 1998, 1999, 2000
6	John Salmons (6), 1999, 2000, 2002
5	Shane Larkin (3), 2013
5	Elton Tyler (7), 1998, 1999, 2000, 2002

BLOCKED SHOTS

7	John Salmons (6), 1999, 2000, 2002
6	Kamari Murphy (3), 2016
5	Tim James (3), 1998, 1999
5	Jimmy Graham (2), 2008
4	Julian Gamble (3), 2013

OPPONENT TEAM RECORDS - NCAA TOURNAMENT

POINTS SCORED

93	Missouri	3/14/02
92	Villanova	3/24/16
80	Tulsa	3/24/00
78	Michigan State	3/17/17
75	Texas	3/23/08
73	Purdue	3/14/99

FIELD GOALS MADE

32	Villanova	3/24/16
30	Michigan State	3/17/17
27	Marquette	3/28/13
26	Tulsa	3/24/00
26	Missouri	3/14/02

FIELD GOAL ATTEMPTS

61	Illinois	3/24/13
61	Missouri	3/14/02
60	Lafayette	3/12/99

FIELD GOAL PERCENTAGE

.627 (32-51)	Villanova	3/24/16
.579 (22-38)	Purdue	3/14/99
.566 (30-53)	Michigan State	3/17/17
.540 (27-50)	Marquette	3/28/13
.464 (26-56)	Tulsa	3/24/00
.439 (25-57)	Texas	3/23/08

3-POINT FIELD GOALS MADE

13	Texas	3/28/08
10	Villanova	3/24/16
10	Buffalo	3/17/16
9	Pacific	3/22/13
9	Arkansas	3/17/00

3-POINT FIELD GOALS ATTEMPTED

27	Illinois	3/24/13
26	Buffalo	3/17/16
26	Pacific	3/22/13
26	Lafayette	3/12/99
26	Arkansas	3/17/00
26	Texas	3/23/08

3-POINT FIELD GOAL PERCENTAGE

.667 (10-15)	Villanova	3/24/16
.500 (3-6)	Marquette	3/28/13
.500 (13-26)	Texas	3/23/08
.412 (7-17)	Missouri	3/14/02
.385 (10-26)	Buffalo	3/17/16
.385 (5-13)	Purdue	3/14/99

FREE THROWS MADE

34	Missouri	3/14/02
24	Purdue	3/14/99
24	Tulsa	3/24/00
18	Villanova	3/24/16
18	Ohio State	3/19/00

FREE THROWS ATTEMPTED

43	Missouri	3/14/02
37	Purdue	3/14/99
37	Tulsa	3/24/00
26	Ohio State	3/19/00
25	UCLA	3/13/98

FREE-THROW PERCENTAGE

.947 (18-19)	Villanova	3/24/16
.857 (12-14)	Michigan State	3/17/17
.857 (6-7)	Illinois	3/24/13
.791 (34-43)	Missouri	3/14/02
.737 (14-19)	Marquette	3/28/13
.692 (18-26)	Ohio State	3/19/00

REBOUNDS

48	Missouri	3/14/02
41	Tulsa	3/24/00
41	Texas	3/23/08
38	Illinois	3/24/13
36	Michigan State	3/17/17
36	Marquette	3/28/13

ASSISTS

18	Michigan State	3/17/17
18	Purdue	3/14/99
17	Villanova	3/24/16
17	Missouri	3/14/02
17	Texas	3/23/08

STEALS

13	UCLA	3/13/99
12	Lafayette	3/12/99
10	Tulsa	3/24/00
10	Wichita State	3/19/16

BLOCKED SHOTS

7	Texas	3/23/08
6	Arkansas	3/17/00
5	Purdue	3/14/99
4	UCLA	3/13/98
4	Ohio State	3/19/00
4	St. Mary's	3/21/08

INDIVIDUAL OPPONENT GAME RECORDS - NCAA TOURNAMENT

POINTS SCORED

26	A.J. Abrams, Texas	3/23/08
26	J.R. Henderson, UCLA	3/13/98
24	Patrick Mills, St. Mary's	3/21/08
21	Ryan Arcidiacono, Villanova	3/24/16
21	Kris Jenkins, Villanova	3/24/16
21	Toby Bailey, UCLA	3/13/98

FREE THROWS MADE

10	Clarence Gilbert, Missouri	3/14/02
7	Toby Bailey, UCLA	3/13/98
7	Alan Eldridge, Purdue	3/14/99
7	Brandon Kurtz, Tulsa	3/24/00
6	Brian Cardinal, Purdue	3/14/99
6	A.J. Abrams, Texas	3/23/08
6	Rickey Paulding, Missouri	3/14/02

FIELD GOALS MADE

11	J.R. Henderson, UCLA	3/13/98
8	Nick Ward, Michigan State	3/17/17
8	Miles Bridges, Michigan State	3/17/17
8	Kris Jenkins, Villanova	3/24/16
8	Brandon Paul, Illinois	3/24/13
8	Patrick Mills, St. Mary's	3/21/08

FREE THROW ATTEMPTS

12	Brandon Kurtz, Tulsa	3/24/00
11	Clarence Gilbert, Missouri	3/14/02
10	Alan Eldridge, Purdue	3/14/99
9	J.R. Henderson, UCLA	3/13/98
9	Toby Bailey, UCLA	3/13/98

FIELD GOAL ATTEMPTS

21	Patrick Mills, St. Mary's	3/21/08
20	Brandon Paul, Illinois	3/24/13
17	J.R. Henderson, UCLA	3/13/98
17	Scoonie Penn, Ohio State	3/19/00

FREE THROW PERCENTAGE, MIN. 6 MADE

1.000 (6-6)	A.J. Abrams, Texas	3/23/08
1.000 (6-6)	Rickey Paulding, Missouri	3/14/02
.909 (10-11)	Clarence Gilbert, Missouri	3/14/02
.778 (7-9)	Toby Bailey, UCLA	3/13/98
.750 (6-8)	Brian Cardinal, Purdue	3/14/99

FIELD GOAL PERCENTAGE, MIN. 5 MADE

.889 (8-9)	Nick Ward, Michigan State	3/17/17
.800 (8-10)	Kris Jenkins, Villanova	3/24/16
.750 (6-8)	Greg McQuay, Purdue	3/14/99
.714 (5-7)	Davante Gardner, Marquette	3/28/13
.714 (5-7)	Brian Cardinal, Purdue	3/14/99

REBOUNDS

16	Damion James, Texas	3/23/08
12	Nnanna Ekwu, Illinois	3/24/13
12	Daimon Simpson, St. Mary's	3/21/08
11	Trent Lockett, Marquette	3/28/13
11	Toby Bailey, UCLA	3/13/98
11	Travon Bryant, Missouri	3/14/02

3-POINT FIELD GOALS MADE

6	Travis Fulton, Pacific	3/22/13
6	Patrick Mills, St. Mary's	3/21/08
6	A.J. Abrams, Texas	3/23/08
5	Kris Jenkins, Villanova	3/24/16
4	Tyler Griffey, Illinois	3/24/13
4	Brian Cardinal, Purdue	3/14/99

ASSISTS

8	D.J. Augustin, Texas	3/23/08
7	Toby Bailey, UCLA	3/13/98
7	Tony Mayfield, Purdue	3/14/99
7	Kareem Rush, Missouri	3/14/02

3-POINT FIELD GOAL ATTEMPTS

14	Patrick Mills, St. Mary's	3/21/08
10	D.J. Richardson, Illinois	3/24/13
10	Travis Fulton, Pacific	3/22/13
10	A.J. Abrams, Texas	3/23/08
9	Scoonie Penn, Ohio State	3/19/00

STEALS

4	Fred VanVleet, Wichita State	3/19/16
4	Brian Cardinal, Purdue	3/14/99
4	Scoonie Penn, Ohio State	3/19/00
4	Eric Coley, Tulsa	3/24/00
4	Toby Bailey, UCLA	3/13/98

3-POINT FIELD GOAL PERCENTAGE, MIN. 4 MADE

.833 (5-6)	Kris Jenkins, Villanova	3/24/16
.800 (4-5)	Brian Cardinal, Purdue	3/14/99
.667 (4-6)	Nick Perkins, Buffalo	3/17/16
.667 (4-6)	Tyler Griffey, Illinois	3/24/13
.600 (6-10)	Travis Fulton, Pacific	3/22/13
.600 (6-10)	A.J. Abrams, Texas	3/23/08
.571 (4-7)	Ryan Arcidiacono, Villanova	3/24/16

BLOCKED SHOTS

4	Alonzo Lane, Arkansas	3/17/00
4	Ken Johnson, Ohio State	3/19/00
3	Derrick Wilson, Marquette	3/28/13
3	Colin Beatty, Pacific	3/22/13
3	Diamon Simpson, St. Mary's	3/21/08
3	Damion James, Texas	3/23/08
3	Connor Atchley, Texas	3/23/08
3	Eric Coley, Tulsa	3/24/00

TEAM RECORDS - NIT

POINTS

96	vs. Providence	3/19/63
85	vs. Florida Atlantic	3/16/11
81	vs. Missouri State	3/21/11
LOW:		
53	vs. Creighton	3/20/06

FIELD GOALS MADE

41	vs. Providence	3/19/63
30	vs. Florida Atlantic	3/16/11
30	vs. St. Francis (N.Y.)	3/16/63
LOW:		
19	at Richmond	3/24/15

FIELD GOALS ATTEMPTED

94	vs. Providence	3/19/63
63	vs. St. Joseph's (Pa.)	3/12/64
LOW:		
44	NC Central	3/17/15
44	vs. Creighton	3/20/06

FIELD GOAL PERCENTAGE

.600 (30-50)	vs. Florida Atlantic	3/16/11
.500 (26-52)	vs. Missouri State	3/21/11
.500 (22-44)	NC Central	3/17/15
LOW:		
.311 (19-61)	at Richmond	3/24/15

THREE-POINT FG MADE*

13	vs. South Carolina	3/15/05
10	vs. Valparaiso	3/14/12
10	vs. Providence	3/18/09
LOW:		
2	at Richmond	3/24/15
2	vs. Alabama	3/23/11

THREE-POINT FG ATTEMPTED*

27	vs. Providence	3/18/09
27	vs. South Carolina	3/15/05
25	vs. Minnesota	3/19/12
25	vs. Florida	3/20/09
25	vs. Penn State	3/15/95
LOW:		
12	vs. Michigan	3/13/97

3-POINT FIELD GOAL PERCENTAGE

.500 (8-16)	NC Central	3/17/15
.481 (13-27)	vs. South Carolina	3/15/05
.455 (10-22)	vs. Valparaiso	3/14/12
LOW:		
.125 (2-16)	at Richmond	3/24/15

FREE THROWS MADE

30	vs. St. Joseph's (Pa.)	3/12/64
23	at Richmond	3/24/15
23	NC Central	3/17/15
LOW:		
4	vs. Valparaiso	3/14/12

FREE THROWS ATTEMPTED

40	vs. St. Joseph's (Pa.)	3/12/64
28	at Richmond	3/24/15
27	Alabama	3/21/15
LOW:		
6	vs. Valparaiso	3/14/12
6	vs. Michigan	3/22/06

FREE-THROW PERCENTAGE

.920 (23-25)	NC Central	3/17/15
.875 (21-24)	vs. Missouri State	3/21/11
.857 (18-21)	vs. Providence	3/18/09
LOW:		
.583 (7-12)	vs. Florida	3/20/09

REBOUNDS

55	vs. Providence	3/19/63
47	at Richmond	3/24/15
45	vs. Temple	3/31/15
LOW:		
15	vs. St. Joseph's (Pa.)	3/12/64

ASSISTS**

16	vs. Valparaiso	3/14/12
16	vs. Providence	3/18/09
15	Alabama	3/21/15
15	vs. Auburn	3/14/01
LOW:		
3	vs. St. Joseph's (Pa.)	3/12/64

STEALS*

14	vs. Oklahoma State	3/15/06
11	vs. Auburn	3/14/01
9	vs. Minnesota	3/19/12
LOW:		
1	vs. Florida Atlantic	3/16/11

TURNOVERS*

19	vs. Alabama	3/23/11
19	vs. Providence	3/18/09
18	vs. Penn State	3/15/95
LOW:		
7	at Richmond	3/24/15
7	vs. Florida Atlantic	3/16/11
7	vs. South Carolina	3/15/05

BLOCKS*

8	vs. Stanford	4/2/15
8	vs. Temple	3/31/15
5	vs. Missouri State	3/21/11
5	vs. Michigan	3/22/06
LOW:		
0	at Richmond	3/24/15
0	vs. Alabama	3/23/11

FOULS

26	vs. Penn State	3/15/95
23	vs. Providence	3/19/63
21	vs. Florida Atlantic	3/16/11
21	vs. Providence	3/18/09
21	vs. St. Joseph's (Pa.)	3/12/64
LOW:		
9	vs. Valparaiso	3/14/12

* Stats not kept in 1963 or 1964

**Stats begin in 1964

2014 NIT

Sheldon McClellan	All-Tournament Team
Davon Reed	All-Tournament Team

INDIVIDUAL GAME RECORDS - NIT

POINTS SCORED

35	Rick Barry vs. St. Joseph's (Pa.)	3/12/64
29	Mike McCoy vs. St. Francis (N.Y.)	3/16/63
25	Clifton Clark vs. Michigan	3/13/97
25	Jack McClinton vs. Providence	3/18/09
23	Robert Hite vs. South Carolina	3/15/05
23	Malcolm Grant vs. Florida Atlantic	3/16/11

FIELD GOALS MADE

13	Mike McCoy vs. St. Francis (N.Y.)	3/16/63
11	Clifton Clark vs. Michigan	3/13/97
9	Jack McClinton vs. Providence	3/18/09
8	Carl Stavreti vs. Providence	3/19/63
8	Ken Allen vs. Providence	3/19/63
8	Rick Barry vs. St. Joseph's (Pa.)	3/12/64
8	Guillermo Diaz vs. South Carolina	3/15/05
8	Robert Hite vs. South Carolina	3/15/05
8	Guillermo Diaz vs. Michigan	3/22/06

FIELD GOALS ATTEMPTED

24	Mike McCoy vs. St. Francis (N.Y.)	3/16/63
21	Clifton Clark vs. Michigan	3/13/97
21	Jack McClinton vs. Providence	3/18/09
20	Robert Hite vs. Oklahoma State	3/15/06
19	Ken Allen vs. Providence	3/19/63
19	Robert Hite vs. South Carolina	3/15/05

FIELD GOAL PERCENTAGE, MIN. 5 MADE

.750 (6-8)	Reggie Johnson vs. Alabama	3/23/11
.714 (5-7)	Raymond Hicks vs. Michigan	3/22/06
.700 (7-10)	Reggie Johnson vs. FAU	3/16/11
.667 (6-9)	Dwayne Collins vs. Florida	3/20/09
.667 (6-9)	Constantin Popa vs. Penn State	3/15/95

3-POINT FIELD GOALS MADE

7	Jack McClinton vs. Providence	3/18/09
5	Robert Hite vs. South Carolina	3/15/05
4	Guillermo Diaz vs. South Carolina	3/15/05
4	Anthony Harris vs. South Carolina	3/15/05
4	Robert Hite vs. Creighton	3/20/06
4	Guillermo Diaz vs. Michigan	3/22/06
4	Adrian Thomas vs. Missouri State	3/21/11
4	Rion Brown vs. Valparaiso	3/14/12

3-POINT FG ATTEMPTED

14	Jack McClinton vs. Providence	3/18/09
10	Guillermo Diaz vs. South Carolina	3/15/05
10	Robert Hite vs. South Carolina	3/15/05
10	Guillermo Diaz vs. Michigan	3/22/06
9	Steven Edwards vs. Penn State	3/15/95
9	Jack McClinton vs. Florida	3/20/09
9	Adrian Thomas vs. Missouri State	3/21/11

3-POINT FG PERCENTAGE, MIN. 4 MADE

.571 (4-7)	Rion Brown vs. Valparaiso	3/14/12
.571 (4-7)	Anthony Harris vs. So. Carolina	3/15/05
.500 (7-14)	Jack McClinton vs. Providence	3/18/09
.500 (5-10)	Robert Hite vs. South Carolina	3/15/05
.500 (4-8)	Robert Hite vs. Creighton	3/20/06
.444 (4-9)	Adrian Thomas vs. Missouri State	3/21/11

FREE THROWS MADE

19	Rick Barry vs. St. Joseph's (Pa.)	3/12/64
10	Manu Lecomte vs. NC Central	3/17/15
10	Durand Scott vs. Florida Atlantic	3/16/11
9	Davon Reed vs. Alabama	3/21/15
8	Davon Reed at Richmond	3/24/15
8	Guillermo Diaz vs. Oklahoma State	3/15/06
8	Malcolm Grant vs. Florida Atlantic	3/16/11

FREE THROWS ATTEMPTED

22	Rick Barry vs. St. Joseph's (Pa.)	3/12/64
14	Davon Reed vs. Alabama	3/21/15
11	Davon Reed at Richmond	3/24/15
11	Manu Lecomte vs. NC Central	3/17/15
11	Malcolm Grant vs. Florida Atlantic	3/16/11

FREE-THROW PERCENTAGE, MIN. 6 MADE

1.000 (10-10)	Durand Scott vs. FAU	3/16/11
1.000 (6-6)	Manu Lecomte vs. Alabama	3/21/15
1.000 (6-6)	Reggie Johnson vs. Minnesota	3/19/12
90.9 (10-11)	Manu Lecomte vs. NC Central	3/17/15
.875 (7-8)	Durand Scott vs. Alabama	3/23/11
.864 (19-22)	Rick Barry vs. St. Joseph's (Pa.)	3/12/64

REBOUNDS

20	Jack Spisak vs. Providence	3/19/63
20	Rick Barry vs. St. Joseph's (Pa.)	3/12/64
20	Reggie Johnson vs. Florida Atlantic	3/16/11
15	James Jones vs. Auburn	3/14/01
13	Jack Spisak vs. St. Francis (N.Y.)	3/16/63

ASSISTS

6	Davon Reed vs. NC Central	3/17/15
5	Vernon Jennings vs. Georgetown	3/6/97
5	Michael Simmons vs. Auburn	3/14/01
5	Guillermo Diaz vs. South Carolina	3/15/05
5	Denis Clemente vs. Oklahoma State	3/15/06
5	Guillermo Diaz vs. Creighton	3/20/06
5	James Dews vs. Providence	3/18/09

STEALS

6	John Salmons vs. Auburn	3/14/01
4	Robert Hite vs. Oklahoma State	3/15/06
3	DeQuan Jones vs. Minnesota	3/19/12
3	Kevin Norris vs. Michigan	3/13/97
3	Anthony King vs. Oklahoma State	3/15/06
3	Gary Hamilton vs. Oklahoma State	3/15/06
3	Guillermo Diaz vs. Oklahoma State	3/15/06
3	Adrian Thomas vs. Florida	3/20/09
3	DeQuan Jones vs. Alabama	3/23/11

BLOCKED SHOTS

4	Anthony King vs. Michigan	3/22/06
3	Omar Sherman vs. Stanford	4/2/15
3	Davon Reed vs. Temple	3/31/15
3	Anthony King vs. South Carolina	3/15/05
3	DeQuan Jones vs. Missouri State	3/21/11
3	Reggie Johnson vs. Valparaiso	3/14/12

INDIVIDUAL CAREER - NIT

POINTS SCORED (GAMES)

73	Robert Hite (4)	2005, 2006
68	Guillermo Diaz (4)	2005, 2006
66	Sheldon McClellan (5)	2015
58	Durand Scott (3)	2011
58	Rick Barry (3)	1963, 1964

FIELD GOALS MADE

27	Robert Hite (4)	2005, 2006
24	Guillermo Diaz (4)	2005, 2006
23	Reggie Johnson (5)	2011, 2012
21	Sheldon McClellan (5)	2015
20	Mike McCoy (2)	1963

FIELD GOAL ATTEMPTS

67	Robert Hite (4)	2005, 2006
55	Guillermo Diaz (4)	2005, 2006
53	Sheldon McClellan (5)	2015
41	Rick Barry (3)	1963, 1964
38	Reggie Johnson (5)	2011, 2012
38	Malcolm Grant (5)	2011, 2012

FIELD GOAL PERCENTAGE, MIN. 9 MADE

.818 (9-11)	Julian Gamble (5)	2009, 2011
.605 (23-38)	Reggie Johnson (5)	2011, 2012
.555 (10-18)	DeQuan Jones (7)	2009, 2011, 2012
.541 (20-37)	Mike McCoy (2)	1963
.523 (11-21)	Clifton Clark (1)	1997

3-POINT FIELD GOALS MADE

14	Robert Hite (4)	2005, 2006
10	Guillermo Diaz (4)	2005, 2006
10	Jack McClinton (2)	2009
8	Adrian Thomas (6)	2006, 2009, 2011
7	Deandre Burnett (5)	2015
7	Rion Brown (5)	2011, 2012
7	Malcolm Grant (5)	2011, 2012

3-POINT FIELD GOALS ATTEMPTED

33	Robert Hite (4)	2005, 2006
28	Adrian Thomas (6)	2006, 2009, 2011
27	Guillermo Diaz (4)	2005, 2006
24	Malcolm Grant (5)	2011, 2012
23	Jack McClinton (2)	2009

3-POINT FIELD GOAL PCT, MIN. 4 MADE

.435 (10-23)	Jack McClinton (2)	2009
.424 (14-33)	Robert Hite (4)	2005, 2006
.417 (5-12)	Anthony Harris (3)	2006
.370 (10-27)	Guillermo Diaz (4)	2005, 2006
.350 (7-20)	Deandre Burnett (5)	2015
.350 (7-20)	Rion Brown (5)	2011, 2012

FREE THROWS MADE

26	Davon Reed (5)	2015
24	Rick Barry (3)	1963, 1964
23	Durand Scott (3)	2011
19	Manu Lecomte (5)	2015
18	Sheldon McClellan (5)	2015

FREE THROWS ATTEMPTED

37	Davon Reed (5)	2015
31	Rick Barry (3)	1963, 1964
26	Durand Scott (3)	2011
22	Rick Barry (1)	1964
21	Manu Lecomte (5)	2015

FREE-THROW PERCENTAGE, MIN. 10 MADE

.909 (10-11)	Reggie Johnson (5)	2011, 2012
.905 (19-21)	Manu Lecomte (5)	2015
.900 (18-20)	Sheldon McClellan (5)	2015
.885 (23-26)	Durand Scott (3)	2011
.774 (24-31)	Rick Barry (3)	1963, 1964

REBOUNDS

49	Reggie Johnson (5)	2011, 2012
38	Rick Barry (3)	1963, 1964
35	Davon Reed (5)	2015
33	Jack Spisak (2)	1963
30	Tonye Jekiri (4)	2015

ASSISTS

19	Davon Reed (5)	2015
14	Guillermo Diaz (4)	2005, 2006
10	Durand Scott (3)	2011
10	Malcolm Grant (5)	2011, 2012
8	Ja'Quan Newton (5)	2015
8	Reggie Johnson (5)	2011, 2012
8	Denis Clemente (3)	2006

STEALS

8	DeQuan Jones (7)	2009, 2011, 2012
6	John Salmons (1)	2001
6	Guillermo Diaz (4)	2005, 2006
6	Anthony King (3)	2006
6	Gary Hamilton (3)	2006

BLOCKED SHOTS

10	Anthony King (3)	2006
5	Davon Reed (5)	2015
5	Omar Sherman (5)	2015
5	Reggie Johnson (5)	2011, 2012
4	Ivan Cruz Uceda (5)	2015
4	DeQuan Jones (7)	2009, 2011, 2012

OPPONENT TEAM RECORDS - NIT

POINTS

106	Providence	3/19/63
86	St. Joseph's (Pa.)	3/12/64
79	Alabama	3/23/11
LOW:		
50	Valparaiso	3/14/12

FIELD GOALS MADE

39	Providence	3/19/63
37	St. Joseph's (Pa.)	3/12/64
30	Alabama	3/23/11
LOW:		
17	Penn State	3/15/95

FIELD GOALS ATTEMPTED

85	Providence	3/19/63
75	St. Joseph's (Pa.)	3/12/64
66	vs. Stanford	4/2/15
66	Missouri State	3/21/11
LOW:		
45	Oklahoma State	3/15/06

FIELD GOAL PERCENTAGE

.596 (28-47)	Michigan	3/13/97
.583 (28-48)	Minnesota	3/19/12
.545 (30-55)	Alabama	3/23/11
LOW:		
.302 (19-63)	vs. Temple	3/31/15

THREE-POINT FG MADE*

13	Missouri State	3/21/11
10	Florida	3/20/09
8	NC Central	3/17/15
8	Providence	3/18/09
8	Michigan	3/22/06
8	Creighton	3/20/06
LOW:		
2	vs. Temple	3/31/15

THREE-POINT FG ATTEMPTED*

29	Missouri State	3/21/11
27	Alabama	3/21/15
27	Valparaiso	3/14/12
27	Florida	3/20/09
27	Providence	3/18/09
27	Creighton	3/20/06
LOW:		
12	Michigan	3/13/97

3-POINT FIELD GOAL PERCENTAGE, MIN. 4 MADE

.533 (8-15)	Michigan	3/22/06
.500 (6-12)	Michigan	3/13/97
.471 (8-17)	NC Central	3/17/15
LOW:		
.105 (2-19)	vs. Temple	3/31/15

FREE THROWS MADE

28	Providence	3/19/63
24	Penn State	3/15/95
21	Michigan	3/22/06
LOW:		
6	Creighton	3/20/06

FREE THROWS ATTEMPTED

34	Providence	3/19/63
29	Penn State	3/15/95
27	Providence	3/18/09
LOW:		
8	Creighton	3/20/06

FREE-THROW PERCENTAGE

.955 (21-22)	Michigan	3/22/06
.842 (16-19)	Minnesota	3/19/12
.828 (24-29)	Penn State	3/15/95
LOW:		
.556 (10-18)	South Carolina	3/15/05

REBOUNDS

60	St. Joseph's (Pa.)	3/12/64
46	Providence	3/19/63
45	vs. Stanford	4/2/15
LOW:		
21	NC Central	3/17/15

ASSISTS**

20	Florida	3/20/09
17	Michigan	3/13/97
15	Creighton	3/20/06
LOW:		
6	FAU	3/16/11
6	St. Joseph's (Pa.)	3/12/64

STEALS*

13	Alabama	3/23/11
10	Auburn	3/14/01
10	Penn State	3/15/95
LOW:		
2	Minnesota	3/19/12
2	Creighton	3/20/06
2	South Carolina	3/15/05

TURNOVERS*

22	Oklahoma State	3/15/06
19	Auburn	3/14/01
18	Minnesota	3/19/12
LOW:		
6	vs. Temple	3/31/15
6	Alabama	3/21/15

BLOCKS*

15	Auburn	3/14/01
7	vs. Temple	3/31/15
7	Alabama	3/23/11
7	Michigan	3/13/97
LOW:		
0	NC Central	3/17/15
0	Valparaiso	3/14/12
0	Florida	3/20/09

FOULS*

25	St. Joseph's (Pa.)	3/12/64
22	Alabama	3/23/11
LOW:		
9	Michigan	3/22/06
9	Creighton	3/20/06

**Stats begin in 1964

*Stats not kept in 1963 or 1964

OPPONENT INDIVIDUAL GAME RECORDS - NIT

POINTS SCORED

38	Ray Flynn (Providence)	3/19/63
30	Steve Courtin (St. Joseph's, Pa.)	3/12/64
26	Jimmy Stone (Providence)	3/19/63
26	Adam Leonard (Missouri State)	3/21/11

FIELD GOALS MADE

16	Ray Flynn (Providence)	3/19/63
13	Steve Courtin (St. Joseph's, Pa.)	3/12/64
11	Jordan Parks (NC Central)	3/17/15

FIELD GOALS ATTEMPTED

26	Ray Flynn (Providence)	3/19/63
19	Jimmy Stone (Providence)	3/19/63
19	Steve Courtin (St. Joseph's, Pa.)	3/12/64

FIELD GOAL PERCENTAGE, MIN. 5 MADE

.900 (9-10)	Rodney Williams (Minnesota)	3/19/12
.857 (6-7)	John Amaechi (Penn State)	3/15/95
.846 (11-13)	Jordan Parks (NC Central)	3/17/15

3-POINT FIELD GOALS MADE

7	Adam Leonard (Missouri State)	3/21/11
4	Johnny Mathies (Creighton)	3/20/06
4	Jimmy Motz (Creighton)	3/20/06
4	Brian McKenzie (Providence)	3/18/09
4	Nick Calathes (Florida)	3/20/09
4	Kyle Weems (Missouri State)	3/21/11
4	Julian Welch (Minnesota)	3/19/12

3-POINT FIELD GOALS ATTEMPTED

11	Johnny Mathies (Creighton)	3/20/06
11	Kyle Weems (Missouri State)	3/21/11
10	Pete Lisicky (Penn State)	3/15/95

3-POINT FIELD GOAL PERCENTAGE, MIN. 4 MADE

1.000 (4-4)	Julian Welch (Minnesota)	3/19/12
.875 (7-8)	Adam Leonard (Missouri State)	3/21/11
.667 (4-6)	Jimmy Motz (Creighton)	3/20/06

FREE THROWS MADE

10	Lester Abram (Michigan)	3/22/06
9	John Amaechi (Penn State)	3/15/95
9	Weyinmi Efejuku (Providence)	3/18/09

FREE THROWS ATTEMPTED

12	Jonathan Kale (Providence)	3/18/09
10	Nimrod Hilliard (NC Central)	3/17/15
10	James Raftery (St. Francis, N.Y.)	3/16/63
10	Jimmy Stone (Providence)	3/19/63
10	John Amaechi (Penn State)	3/15/95
10	Lester Abram (Michigan)	3/22/06
10	Weyinmi Efejuku (Providence)	3/18/09

FREE-THROW PERCENTAGE, MIN. 6 MADE

1.000 (10-10)	Lester Abram (Michigan)	3/22/06
1.000 (7-7)	Obi Enechionya (Temple)	3/31/15
1.000 (6-6)	Vin Flynn (Providence)	3/19/63
1.000 (6-6)	Daniel Horton (Michigan)	3/22/06
.900 (9-10)	John Amaechi (Penn State)	3/15/95
.900 (9-10)	Weyinmi Efejuku (Providence)	3/18/09

REBOUNDS

14	Larry Hofmann (St. Joseph's, Pa.)	3/12/64
12	Anthony Brown (Stanford)	4/2/15
12	Jimmy Stone (Providence)	3/19/63
12	Alex Tyus (Florida)	3/20/09

ASSISTS

8	Travis Conlan (Michigan)	3/13/97
7	Dan Earl (Penn State)	3/15/95
7	Jamison Brewer (Auburn)	3/14/01
7	Nick Calathes (Florida)	3/20/09

STEALS

4	Jesse Morgan (Temple)	3/31/15
4	Levi Randolph (Alabama)	3/21/15
4	JaMychal Green (Alabama)	3/23/11
4	Ryan Broekhoff (Valparaiso)	3/14/12

BLOCKED SHOTS

13	Kyle Davis (Auburn)	3/14/01
5	Obi Enechionya (Temple)	3/31/15
4	Brandon Wallace (South Carolina)	3/15/05

TEAM RECORDS - ACC TOURNAMENT

POINTS SCORED

88	vs. Virginia Tech	3/10/16
87	vs. North Carolina	3/17/13
83	vs. Wake Forest	3/11/10
81	vs. NC State	3/16/13
76	vs. Duke	3/10/06

FIELD GOALS MADE

30	vs. Virginia Tech	3/10/16
30	vs. North Carolina	3/17/13
30	vs. Wake Forest	3/11/10
29	vs. Boston College	3/09/07
27	vs. Duke	3/10/06

FIELD GOAL ATTEMPTS

64	vs. Florida State	3/09/12
64	vs. Virginia	3/10/11
64	vs. Virginia	3/10/05
63	vs. Duke	3/10/06
60	vs. North Carolina	3/11/11
60	vs. Maryland	3/08/07

FIELD GOAL PERCENTAGE

.566 (30-53)	vs. Virginia Tech	3/10/16
.548 (23-42)	vs. Virginia	3/11/16
.527 (29-55)	vs. Boston College	3/09/07
.517 (30-58)	vs. Wake Forest	3/11/10
.508 (30-59)	vs. North Carolina	3/17/13
.488 (21-43)	vs. NC State	3/13/14
.481 (25-52)	vs. Boston College	3/15/13

3-POINT FIELD GOALS MADE

12	vs. North Carolina	3/17/13
10	vs. Florida State	3/09/12
10	vs. Virginia	3/10/11
9	vs. Syracuse	3/08/17
9	vs. North Carolina	3/11/11

3-POINT FIELD GOALS ATTEMPTED

29	vs. Virginia	3/10/11
26	vs. North Carolina	3/11/11
25	vs. Virginia Tech	3/12/14
25	vs. Florida State	3/09/12
24	vs. Boston College	3/15/13

3-POINT FIELD GOAL PERCENTAGE

.545 (12-22)	vs. North Carolina	3/17/13
.533 (8-15)	vs. Duke	3/13/10
.500 (4-8)	vs. Virginia Tech	3/10/16
.471 (8-17)	vs. Wake Forest	3/11/10
.467 (7-15)	vs. Boston College	3/09/07
.429 (6-14)	vs. Duke	3/10/06

FREE THROWS MADE

26	vs. NC State	3/13/08
23	vs. NC State	3/16/13
22	vs. Maryland	3/08/07
20	vs. Virginia Tech	3/10/16
19	vs. Virginia	3/10/05

FREE THROWS ATTEMPTED

30	vs. NC State	3/13/08
30	vs. NC State	3/16/13
28	vs. Maryland	3/08/07
28	vs. Virginia	3/10/05
26	vs. Virginia Tech	3/10/16

FREE-THROW PERCENTAGE

1.000 (6-6)	vs. Boston College	3/09/07
.867 (26-30)	vs. NC State	3/13/08
.842 (16-19)	vs. Virginia Tech	3/12/14
.833 (15-18)	vs. Wake Forest	3/11/10
.789 (15-19)	vs. Georgia Tech	3/08/12

REBOUNDS

47	vs. Virginia	3/10/05
46	vs. Virginia Tech	3/12/10
46	vs. Duke	3/10/06
45	vs. Virginia	3/10/11
42	vs. Maryland	3/08/07

ASSISTS

18	vs. Virginia Tech	3/10/16
14	vs. Wake Forest	3/11/10
14	vs. Duke	3/10/06
13	vs. Syracuse	3/08/17
13	vs. Virginia Tech	3/12/14
13	vs. Florida State	3/09/12
13	vs. North Carolina	3/17/13

STEALS

12	vs. North Carolina	3/11/11
11	vs. Virginia Tech	3/10/16
11	vs. Georgia Tech	3/08/12
11	vs. NC State	3/13/08
10	vs. Notre Dame	3/12/15

BLOCKED SHOTS

7	vs. Maryland	3/08/07
6	vs. Virginia	3/10/11
6	vs. Clemson	3/09/06
5	vs. Virginia Tech	3/12/10
5	vs. Duke	3/10/06

INDIVIDUAL GAME RECORDS - ACC TOURNAMENT

POINTS SCORED

32	Durand Scott vs. NC State	3/16/13
28	Shane Larkin vs. North Carolina	3/17/13
23	Shane Larkin vs. NC State	3/16/13
22	Rion Brown vs. NC State	3/13/14
22	Reggie Johnson vs. Wake Forest	3/11/10
22	Guillermo Diaz vs. Clemson	3/9/06

FIELD GOALS MADE

12	Durand Scott vs. NC State	3/16/13
10	Durand Scott vs. Duke	3/13/10
9	Bruce Brown vs. North Carolina	3/9/17
8	Sheldon McClellan vs. Virginia Tech	3/10/16
8	Rion Brown vs. NC State	3/13/14
8	Shane Larkin vs. North Carolina	3/17/13
8	Shane Larkin vs. Boston College	3/15/13
8	Guillermo Diaz vs. Clemson	3/9/06

FIELD GOAL ATTEMPTS

19	Guillermo Diaz vs. Duke	3/10/06
18	Durand Scott vs. NC State	3/16/13
17	Jack McClinton vs. Virginia Tech	3/14/08
17	Robert Hite vs. Clemson	3/9/06
16	Malcolm Grant vs. Virginia	3/10/11
16	Guillermo Diaz vs. Clemson	3/9/06
16	Robert Hite vs. Virginia	3/10/05

FIELD GOAL PERCENTAGE, MIN. 6 MADE

1.000 (6-6)	Reggie Johnson vs. Wake Forest	3/11/10
.692 (9-13)	Bruce Brown vs. North Carolina	3/9/17
.667 (8-12)	Sheldon McClellan vs. Virginia Tech	3/10/16
.667 (12-18)	Durand Scott vs. NC State	3/16/13
.667 (10-15)	Durand Scott vs. Duke	3/13/10

3-POINT FIELD GOALS MADE

6	Trey McKinney Jones vs. North Carolina	3/17/13
5	Durand Scott vs. NC State	3/16/13
5	Malcolm Grant vs. Florida State	3/9/12
4	Davon Reed vs. Virginia Tech	3/12/14
4	Shane Larkin vs. North Carolina	3/17/13
4	Shane Larkin vs. Boston College	3/15/13
4	Malcolm Grant vs. North Carolina	3/11/11
4	Adrian Thomas vs. North Carolina	3/11/11
4	Jack McClinton vs. Boston College	3/9/07

3-POINT FIELD GOALS ATTEMPTED

11	Adrian Thomas vs. North Carolina	3/11/11
11	Malcolm Grant vs. Virginia	3/10/11
11	Jack McClinton vs. Virginia Tech	3/14/08
10	Rion Brown vs. Virginia Tech	3/12/14
9	Trey McKinney Jones vs. North Carolina	3/17/13
9	Shane Larkin vs. Boston College	3/15/13

3-POINT FIELD GOAL PERCENTAGE, MIN. 4 MADE

.667 (6-9)	Trey McKinney Jones vs. North Carolina	3/17/13
.625 (5-8)	Durand Scott vs. NC State	3/16/13
.625 (5-8)	Malcolm Grant vs. Florida State	3/9/12
.571 (4-7)	Davon Reed vs. Virginia Tech	3/12/14
.571 (4-7)	Shane Larkin vs. North Carolina	3/17/13
.571 (4-7)	Malcolm Grant vs. North Carolina	3/11/11

FREE THROWS MADE

10	Anthony King vs. Duke	3/10/06
10	Guillermo Diaz vs. Virginia	3/10/05
9	Ja'Quan Newton vs. Virginia	3/11/16
8	Shane Larkin vs. North Carolina	3/17/13
8	Shane Larkin vs. NC State	3/16/13
8	Reggie Johnson vs. Duke	3/13/10
8	James Dews vs. NC State	3/13/08
8	Brian Ashbury vs. Maryland	3/8/07

FREE THROWS ATTEMPTED

12	Anthony King vs. Duke	3/10/06
12	Guillermo Diaz vs. Virginia	3/10/05
11	Ja'Quan Newton vs. Virginia	3/11/16
10	Shane Larkin vs. NC State	3/16/13
10	Reggie Johnson vs. Duke	3/13/10
9	Angel Rodriguez vs. Notre Dame	3/12/15
9	Brian Ashbury vs. Maryland	3/8/07

FREE-THROW PERCENTAGE, MIN. 6 MADE

1.000 (8-8)	Shane Larkin vs. North Carolina	3/17/13
1.000 (8-8)	James Dews vs. NC State	3/13/08
1.000 (6-6)	Angel Rodriguez vs. Virginia Tech	3/10/16
1.000 (6-6)	Manu Lecomte vs. Virginia Tech	3/11/15
1.000 (6-6)	Malcolm Grant vs. Duke	3/13/10
1.000 (6-6)	Reggie Johnson vs. Wake Forest	3/11/10

REBOUNDS

14	Anthony King vs. Virginia	3/10/05
13	Julian Gamble vs. Wake Forest	3/11/10
12	Tonye Jekiri vs. Virginia Tech	3/12/14
12	Reggie Johnson vs. Virginia Tech	3/12/10
12	Dwayne Collins vs. Maryland	3/8/07
12	Robert Hite vs. Clemson	3/9/06

ASSISTS

9	Angel Rodriguez vs. Virginia Tech	3/10/16
7	Shane Larkin vs. North Carolina	3/17/13
7	Malcolm Grant vs. Virginia	3/10/11
7	Lance Hurdle vs. Virginia Tech	3/12/09
6	Ja'Quan Newton vs. North Carolina	3/9/17

STEALS

5	Jack McClinton v. NC State	3/13/08
4	Anthony Lawrence vs. North Carolina	3/9/17
4	Sheldon McClellan vs. Notre Dame	3/12/15
4	Malcolm Grant vs. North Carolina	3/11/11

BLOCKED SHOTS

5	Jimmy Graham vs. Maryland	3/8/07
4	Anthony King vs. Clemson	3/9/06
3	Julian Gamble vs. North Carolina	3/17/13
3	Reggie Johnson vs. Virginia	3/10/11
3	Reggie Johnson vs. Virginia Tech	3/12/10
3	Julian Gamble vs. Wake Forest	3/11/10

INDIVIDUAL CAREER - ACC TOURNAMENT

POINTS SCORED (GAMES)

124	Durand Scott (9)	2010, 2011, 2012, 2013
99	Shane Larkin (5)	2012, 2013
93	Rion Brown (9)	2011, 2012, 2013, 2014
88	Malcolm Grant (7)	2010, 2011, 2012
80	Davon Reed (8)	2014, 2015, 2016, 2017
78	Reggie Johnson (10)	2010, 2011, 2012, 2013

FIELD GOALS MADE

49	Durand Scott (9)	2010, 2011, 2012, 2013
32	Shane Larkin (5)	2012, 2013
31	Rion Brown (9)	2011, 2012, 2013, 2014
27	Reggie Johnson (10)	2010, 2011, 2012, 2013
26	Davon Reed (8)	2014, 2015, 2016, 2017
26	Julian Gamble (9)	2009, 2010, 2011, 2013

FIELD GOAL ATTEMPTS

97	Durand Scott (9)	2010, 2011, 2012, 2013
71	Rion Brown (9)	2011, 2012, 2013, 2014
67	Shane Larkin (5)	2012, 2013
65	James Dews (8)	2007, 2008, 2009, 2010
64	Malcolm Grant (7)	2010, 2011, 2012

FIELD GOAL PERCENTAGE, MIN. 20 MADE

.684 (26-38)	Julian Gamble (9)	2009, '10, '11, '13
.512 (22-43)	Sheldon McClellan (4)	2015, '16
.509 (27-53)	Reggie Johnson (10)	2010, '11, '12, '13
.505 (49-97)	Durand Scott (9)	2010, '11, '12, '13

3-POINT FIELD GOALS MADE

17	Malcolm Grant (7)	2010, 2011, 2012
15	Davon Reed (8)	2014, 2015, 2016, 2017
15	Rion Brown (9)	2011, 2012, 2013, 2014
14	Adrian Thomas (6)	2009, 2010, 2011
11	Davon Reed (6)	2014, 2015, 2016
11	Shane Larkin (5)	2012, 2013

3-POINT FIELD GOALS ATTEMPTED

42	Rion Brown (9)	2011, 2012, 2013, 2014
40	Malcolm Grant (7)	2010, 2011, 2012
35	Adrian Thomas (6)	2009, 2010, 2011
34	Davon Reed (8)	2014, 2015, 2016, 2017
33	Jack McClinton (5)	2007, 2008, 2009
27	Shane Larkin (5)	2012, 2013

3-POINT FIELD GOAL PERCENTAGE, MIN. 9 MADE

.500 (11-22)	Davon Reed (6)	2014, 2015, 2016
.450 (9-20)	Trey McKinney Jones (5)	2012, 2013
.444 (12-27)	Rion Brown (7)	2011, 2012, 2013
.425 (17-40)	Malcolm Grant (7)	2010, 2011, 2012
.407 (11-27)	Shane Larkin (5)	2012, 2013

FREE THROWS MADE

25	Malcolm Grant (7)	2010, 2011, 2012
24	Shane Larkin (5)	2012, 2013
24	Reggie Johnson (10)	2010, 2011, 2012, 2013
18	Durand Scott (9)	2010, 2011, 2012, 2013
16	Angel Rodriguez (4)	2015, 2016
16	Rion Brown (9)	2011, 2012, 2013, 2014
16	Jack McClinton (5)	2007, 2008, 2009
16	Guillermo Diaz (3)	2005, 2006

FREE THROWS ATTEMPTED

36	Reggie Johnson (10)	2010, 2011, 2012, 2013
28	Malcolm Grant (7)	2010, 2011, 2012
27	Shane Larkin (5)	2012, 2013
24	Durand Scott (9)	2010, 2011, 2012, 2013
23	Angel Rodriguez (4)	2015, 2016

FREE-THROW PERCENTAGE, MIN. 15 MADE

.941 (16-17)	Jack McClinton (5)	2007, 2008, 2009
.893 (25-28)	Malcolm Grant (7)	2010, 2011, 2012
.889 (24-27)	Shane Larkin (5)	2012, 2013
.889 (16-18)	Rion Brown (9)	2011, 2012, 2013, 2014
.762 (16-21)	Guillermo Diaz (3)	2005, 2006

REBOUNDS

65	Reggie Johnson (10)	2010, 2011, 2012, 2013
59	Tonye Jekiri (9)	2013, 2014, 2015, 2016
43	Julian Gamble (9)	2009, 2010, 2011, 2013
41	Durand Scott (9)	2010, 2011, 2012, 2013
40	Anthony King (5)	2005, 2006, 2008
33	Kenny Kadji (5)	2012, 2013

ASSISTS

27	Malcolm Grant (7)	2010, 2011, 2012
23	Shane Larkin (5)	2012, 2013
18	Durand Scott (9)	2010, 2011, 2012, 2013
14	Angel Rodriguez (4)	2015, 2016
13	Jack McClinton (5)	2007, 2008, 2009
13	Lance Hurdle (3)	2008, 2009

STEALS

13	Durand Scott (9)	2010, 2011, 2012, 2013
11	Shane Larkin (5)	2012, 2013
8	Davon Reed (8)	2014, 2015, 2016, 2017
8	Angel Rodriguez (4)	2015, 2016
8	Sheldon McClellan (4)	2015, 2016
8	Jack McClinton (5)	2007, 2008, 2009

BLOCKED SHOTS

12	Jimmy Graham (7)	2006, 2007, 2008, 2009
11	Julian Gamble (9)	2009, 2010, 2011, 2013
10	Reggie Johnson (10)	2010, 2011, 2012, 2013
7	Tonye Jekiri (9)	2012, 2014, 2015, 2016
7	Anthony King (5)	2005, 2006, 2008
6	Kenny Kadji (5)	2012, 2013

OPPONENT TEAM RECORDS - ACC TOURNAMENT

POINTS SCORED

82	Virginia Tech	3/10/16
82	Florida State	3/9/12
80	Duke	3/10/06

FIELD GOALS MADE

28	North Carolina	3/9/17
27	North Carolina	3/17/13
26	Virginia	3/11/16
26	Virginia Tech	3/10/16
26	Duke	3/13/10
26	Virginia Tech	3/14/08

FIELD GOAL ATTEMPTS

68	Clemson	3/9/06
63	Virginia Tech	3/12/10
61	Virginia Tech	3/14/08
61	Duke	3/10/06

FIELD GOAL PERCENTAGE

.528 (28-53)	North Carolina	3/9/17
.520 (26-50)	Virginia	3/11/16
.500 (25-50)	NC State	3/16/13
.500 (21-42)	Virginia Tech	3/12/09

3-POINT FIELD GOALS MADE

13	North Carolina	3/17/13
12	Duke	3/10/06
11	Boston College	3/09/07

3-POINT FIELD GOALS ATTEMPTED

32	Duke	3/10/06
29	North Carolina	3/17/13
26	Clemson	3/09/06

3-POINT FIELD GOAL PERCENTAGE

.563 (9-16)	Florida State	3/09/12
.476 (10-21)	North Carolina	3/11/11
.467 (7-15)	Virginia Tech	3/14/08

FREE THROWS MADE

28	Virginia Tech	3/10/16
25	Florida State	3/09/12
19	Notre Dame	3/12/15
19	Virginia Tech	3/12/09

FREE THROWS ATTEMPTED

32	Florida State	3/09/12
31	Virginia Tech	3/10/16
28	Wake Forest	3/11/10

FREE-THROW PERCENTAGE

.923 (12-13)	Syracuse	3/8/17
.909 (10-11)	North Carolina	3/17/13
.903 (28-31)	Virginia Tech	3/10/16

REBOUNDS

51	Virginia Tech	3/14/08
48	Clemson	3/09/06
40	Virginia	3/10/11

ASSISTS

21	North Carolina	3/9/17
17	NC State	3/13/14
17	North Carolina	3/17/13
17	North Carolina	3/11/11

STEALS

13	Virginia Tech	3/12/10
11	Maryland	3/08/07
10	NC State	3/16/13

BLOCKED SHOTS

8	Florida State	3/09/12
7	vs. Notre Dame	3/12/15
7	Maryland	3/08/07
7	Duke	3/10/06

OPPONENT INDIVIDUAL GAME RECORDS - ACC TOURNAMENT

POINTS SCORED

32	Tyrese Rice (Boston College)	3/9/07
32	J.R. Reynolds (Virginia)	3/10/05
28	P.J. Hairston (North Carolina)	3/17/13

FIELD GOALS MADE

10	J.R. Reynolds (Virginia)	3/10/05
9	TJ Warren (NC State)	3/13/14
9	P.J. Hairston (North Carolina)	3/17/13
9	Tyrese Rice (Boston College)	3/9/07
9	J.J. Redick (Duke)	3/10/06

FIELD GOAL ATTEMPTS

18	T.J. Warren (NC State)	3/13/14
17	P.J. Hairston (North Carolina)	3/17/13
17	J.J. Redick (Duke)	3/10/06

FIELD GOAL PERCENTAGE, MIN. 5 MADE

.750 (6-8)	T.J. Warren (North Carolina)	3/16/13
.714 (10-14)	J.R. Reynolds (Virginia)	3/10/05
.714 (5-7)	Michael Snaer (Florida State)	3/9/12

3-POINT FIELD GOALS MADE

6	P.J. Hairston (North Carolina)	3/17/13
6	Scott Wood (NC State)	3/16/13
6	Tyrese Rice (Boston College)	3/9/07

3-POINT FIELD GOALS ATTEMPTED

13	P.J. Hairston (North Carolina)	3/17/13
11	J.J. Redick (Duke)	3/10/06
10	Jarell Eddie (Virginia Tech)	3/12/14
10	Scott Wood (NC State)	3/16/13
10	Harrison Barnes (North Carolina)	3/11/11
10	Tyrese Rice (Boston College)	3/9/07

3-POINT FIELD GOAL PERCENTAGE, MIN. 4 MADE

.800 (4-5)	Michael Snaer (Florida State)	3/9/12
.800 (4-5)	Malcolm Delaney (Virginia Tech)	3/14/08
.714 (5-7)	J.R. Reynolds (Virginia)	3/10/05

FREE THROWS MADE

14	Malcolm Delaney (Virginia Tech)	3/12/09
11	J.J. Hickson (NC State)	3/13/08
9	Isaiah Hicks (North Carolina)	3/9/17
9	Andrew White III (Syracuse)	3/8/17

FREE THROWS ATTEMPTED

15	Malcolm Delaney (Virginia Tech)	3/12/09
15	J.J. Hickson (NC State)	3/13/08
13	Tyrese Rice (Boston College)	3/9/07

FREE-THROW PERCENTAGE, MIN. 6 MADE

1.000 (9-9)	Isaiah Hicks (North Carolina)	3/9/17
1.000 (8-8)	Luke Loucks (Florida State)	3/9/12
1.000 (6-6)	Jerian Grant (Notre Dame)	3/12/15
1.000 (6-6)	Kyle Singler (Duke)	3/13/10
.933 (14-15)	Malcolm Delaney (Virginia Tech)	3/12/09

REBOUNDS

14	J.J. Hickson (NC State)	3/13/08
14	Akin Akingbala (Clemson)	3/9/06
13	John Henson (North Carolina)	3/11/11
13	Shelden Williams (Duke)	3/10/06

ASSISTS

10	Kendall Marshall (North Carolina)	3/11/11
8	Dexter Strickland (North Carolina)	3/17/13
8	Lorenzo Brown (NC State)	3/16/13
8	Malcolm Delaney (Virginia Tech)	3/12/09

STEALS

4	Lorenzo Brown (NC State)	3/16/13
4	Joe Harris (Virginia)	3/10/11
4	Malcolm Delaney (Virginia Tech)	3/12/10

BLOCKED SHOTS

5	Daniel Miller (Georgia Tech)	3/8/12
5	John Henson (North Carolina)	3/11/11
5	Shelden Williams (Duke)	3/10/06

REGULAR SEASON ALL-TOURNAMENT TEAMS AND TOURNAMENTS

ALL-TOURNAMENT TEAMS

2001 *Virgin Islands Paradise Jam*

John Salmons Tournament MVP
Darius Rice All-Tournament Team

2001 *Orange Bowl Basketball Classic*

James Jones Game MVP

2007 *O'Reilly Auto Parts Puerto Rico Tip-Off*

Jack McClinton All-Tournament Team

2011 *Orange Bowl Basketball Classic*

Kenny Kadji Game MVP

2014 *Gildan Charleston Classic*

Angel Rodriguez Most Valuable Player
Tonye Jekiri All-Tournament Team

2015 *Puerto Rico Tip Off*

Angel Rodriguez Most Outstanding Player
Sheldon McClellan All-Tournament Team
Tonye Jekiri All-Tournament Team

2016 *Hoophall Miami Invitational*

Kamari Murphy Tournament MVP

1954-55

Blue Gray Tournament (Montgomery, Ala.)
12/17 vs. Tennessee L, 89-80
12/18 vs. Washington & Lee W, 80-75

1955-56

Orange Bowl Classic (Miami, Fla.)
12/29 vs. Tulane W, 86-75
12/30 vs. West Virginia L, 83-78
Senior Bowl Classic (Mobile, Ala.)
1/04 vs. Memphis State L, 79-71
1/05 vs. Clemson L, 98-76

1956-57

Orange Bowl Classic (Miami, Fla.)
12/27 vs. Connecticut L, 74-70
12/28 vs. Valparaiso L, 81-76
12/29 vs. Seton Hall L, 92-80

1957-58

Montgomery Classic (Montgomery, Ala.)
12/13 vs. Mississippi L, 66-64
12/14 vs. Texas Christian L, 82-59

1958-59

Steel Bowl Classic (Pittsburgh, Pa.)
12/12 vs. Pittsburgh L, 69-65
12/13 vs. Clemson L, 66-61
The Citadel Invitational (Charleston, S.C.)
12/20 vs. The Citadel L, 93-77
Hurricane Classic
12/29 vs. Tulane W, 94-74

12/30 vs. Miami (Ohio) L, 89-87 (OT)

1959-60

Hurricane Classic
12/28 vs. Brigham Young W, 110-93
12/29 vs. Xavier W, 87-69

1960-61

Hurricane Classic
12/28 vs. Army W, 82-75
12/29 vs. Holy Cross W, 77-71

1961-62

Hurricane Classic
12/28 vs. Miami (Ohio) W, 83-73
12/29 vs. Temple L, 85-67

1962-63

Hurricane Classic
12/27 vs. Cornell W, 94-85
12/28 vs. Pittsburgh W, 86-85

1963-64

Hurricane Classic
12/27 vs. Army W, 79-71
12/28 vs. Syracuse L, 86-85 (OT)

1964-65

Steel Bowl (Pittsburgh, Pa.)
12/4 vs. Duquesne W, 99-95
12/5 vs. Pittsburgh W, 85-71
Hurricane Classic
12/28 vs. Yale W, 86-71
12/29 vs. Maryland W, 80-73

1965-66

Hurricane Classic
12/27 vs. Boston W, 81-60
12/28 vs. Louisville L, 86-84 (OT)

1966-67

Volunteer Classic
12/16 vs. Clemson L, 73-64
12/17 vs. Auburn W, 87-73
Hurricane Classic
12/27 vs. Pennsylvania W, 82-78
12/28 vs. #/17 Western Kentucky L, 94-89

1967-68

Hurricane Classic
12/27 vs. Dartmouth W, 100-81
12/28 vs. NYU W, 102-91

REGULAR SEASON TOURNAMENTS (CONT.)

1968-69

Sunshine State Classic (Jacksonville, Fla.)			
12/6	vs. Florida State	L, 111-84	
12/7	vs. Florida	L, 111-62	
Marshall Tournament (Huntington, W.Va.)			
12/20	vs. Yale	W, 77-71	
12/21	vs. Maryland	L, 95-92	
Hurricane Classic			
12/27	vs. Pittsburgh	W, 72-70	
12/28	vs. Illinois	L, 86-76	

1969-70

Steel Bowl (Pittsburgh, Pa.)			
12/5	vs. Pittsburgh	W, 85-67	
12/6	vs. Duquesne	L, 94-88	
Hurricane Classic			
12/29	vs. Seton Hall	L, 76-69	
12/30	vs. #5 Ohio	L, 99-74	

1970-71

Husker Classic (Lincoln, Neb.)			
12/18	vs. Nebraska	L, 85-58	
12/19	vs. Oklahoma City	L, 94-91 (OT)	

1985-86

AMI Classic			
11/29	vs. Georgia State	W, 82-77	
11/30	vs. Georgia	W, 81-78	
Orange Bowl Tournament			
12/27	vs. Brown	L, 62-61	
12/28	vs. Manhattan	W, 79-61	

1986-87

AMI Classic			
11/28	vs. Central Florida	W, 64-54	
11/29	vs. Penn State	L, 74-61	
Palm Beach Hurricane Classic			
12/29	vs. Yale	W, 78-75 (OT)	
12/30	vs. Stanford	W, 71-58	
Puerto Rico Tournament			
1/8	vs. Bayamon (PR)	W, 75-54	
1/9	vs. Rio Piedras (PR)	W, 111-64	
1/10	vs. Radford	W, 66-62	

1987-88

Great Alaska Shootout (Anchorage, Alaska)			
11/27	vs. #9 Michigan	L, 109-76	
11/28	vs. Duquesne	W, 84-73	
11/29	vs. Alaska Anchorage	L, 78-77	
City of Miami Classic (Miami, Fla.)			
12/4	vs. Colgate	W, 96-68	
12/5	vs. South Carolina	L, 76-63	
Eastern Airlines Palm Beach Classic (Fla.)			
12/29	vs. American	W, 104-70	
12/30	vs. #11 Purdue	L, 110-82	

1988-89

Chaminade Classic			
12/23	vs. St. Louis	L, 86-73	
12/24	vs. Eastern Illinois	W, 83-68	
12/25	vs. Old Dominion	W, 77-76	
Eastern Airlines Palm Beach Classic (Fla.)			
12/28	vs. Penn	W, 102-69	
12/30	vs. Wichita State	W, 81-59	

1989-90

Eastern Airlines Palm Beach Classic (Fla.)			
12/27	vs. Lehigh	L, 83-59	
12/29	vs. Boston College	L, 69-60	

1990-91

Eastern Airlines Palm Beach Classic (Fla.)			
12/27	vs. Miami (Ohio)	L, 101-99	
12/28	vs. Mississippi St.	W, 74-67	

1991-92

San Juan Shootout (San Juan, Puerto Rico)			
11/29	vs. Maine	W, 62-57	
11/30	vs. Eastern Kentucky	L, 66-61	
12/1	vs. Tennessee	W, 72-60	
Palm Beach Classic (Palm Beach, Fla.)			
12/27	vs. Marshall	W, 70-55	
12/29	vs. George Washington	L, 78-64	

1994-95

Orange Bowl Classic (Miami, Fla. - Miami Arena)			
12/28	vs. UNLV	L, 56-55	

1995-96

Orange Bowl Classic (Miami, Fla. - Miami Arena)			
12/27	vs. Tennessee	L, 56-54	

1996-97

Orange Bowl Classic (Miami, Fla. - Miami Arena)			
12/28	vs. DePaul	W, 61-45	

1997-98

Orange Bowl Classic (Miami, Fla. - Miami Arena)			
12/27	vs. #23 Georgia Tech	L, 69-61	

1998-99

Orange Bowl Classic (Sunrise, Fla.)			
12/27	vs. Ohio State	W, 72-64	

1999-00

Orange Bowl Classic (Sunrise, Fla.)			
12/18	vs. #7/9 North Carolina	L, 78-68	
San Juan Shootout (San Juan, Puerto Rico)			
12/20	vs. UL-Lafayette	L, 66-60	
12/21	vs. Detroit-Mercy	W, 68-64	
12/22	vs. Illinois State	L, 87-78	

REGULAR SEASON TOURNAMENTS (CONT.)

2000-01

Orange Bowl Classic (Sunrise, Fla.)
12/16 vs. Nebraska L, 72-64

2001-02

Paradise Jam (U.S. Virgin Islands)
11/18 vs. Eastern Michigan W, 93-56
11/19 vs. UAB W, 81-79
11/20 vs. Clemson W, 67-65
Orange Bowl Classic (Miami, Fla. - AA Arena)
12/15 vs. #21/24 Indiana W, 58-53

2002-03

Orange Bowl Classic (Miami, Fla. - AA Arena)
12/21 vs. #13 Florida L, 94-93 (20T)

2003-04

Las Vegas Tournament (Coral Gables, Fla.)
11/21 vs. Lubbock Christian W, 86-66
11/23 vs. UL-Monroe W, 78-60
Las Vegas Tournament (Las Vegas, Nev.)
11/25 vs. Rhode Island L, 54-53
11/26 vs. Bradley L, 83-82
Orange Bowl Classic (Miami, Fla. - AA Arena)
12/20 vs. Temple W, 72-66

2004-05

Orange Bowl Classic (Miami, Fla. - AA Arena)
11/27 vs. Xavier L, 83-70 (OT)

2005-06

BCA Classic (Seattle, Wash.)
11/13 vs. Texas-Arlington W, 76-65
11/14 vs. Air Force L, 53-57
11/15 vs. Wisc.-Green Bay W, 80-54
Orange Bowl Classic (Sunrise, Fla.)
12/31 vs. Louisville L, 58-43

2006-07

American Youth Classic (Evansville, Ind.)
11/17 vs. Evansville W, 74-69
11/18 vs. Buffalo L, 60-57
11/19 vs. Cleveland State L, 78-67
Orange Bowl Classic (Sunrise, Fla.)
12/30 vs. Nebraska L, 82-67

2007-08

Puerto Rico Tip-Off (San Juan, Puerto Rico)
11/15 vs. Marist W, 85-61
11/16 vs. VCU W, 69-63
11/18 vs. Providence W, 64-58
Orange Bowl Classic (Sunrise, Fla.)
12/29 vs. [19] Winthrop L, 76-70

2008-09

Paradise Jam (U.S. Virgin Islands)
11/21 [17/16] vs. Southern Miss W, 70-60
11/23 [17/16] vs. #2 UConn L, 76-63
11/24 [22/21] vs. San Diego W, 80-45

2009-10

Charleston Classic (Charleston, S.C.)
11/19 vs. Tulane W, 74-54
11/20 vs. UNC Wilmington W, 67-60
11/22 vs. South Carolina W, 85-70
Orange Bowl Classic (Sunrise, Fla.)
12/19 vs. Florida Atlantic W, 87-69

2010-11

Las Vegas Holiday Hoops Classic (Las Vegas)
12/12 Stetson (at UM) W, 68-54
12/21 vs. Oral Roberts W, 69-56
12/22 vs. Rice W, 73-67
12/23 vs. Akron W, 69-61
Orange Bowl Classic (Sunrise, Fla.)
12/18 vs. UCF L, 84-78

2011-12

Orange Bowl Classic (Sunrise, Fla.)
12/17 vs. Florida Atlantic W, 93-90 (20T)

2012-13

Diamond Head Classic (Honolulu, Hawaii)
12/22 at Hawai'i W, 73-58
12/23 vs. #4/5 Arizona L, 50-69
12/25 vs. Indiana State L, 55-57 (OT)

2013-14

Wooden Legacy (Anaheim, Calif.)
11/18 at Co. of Charleston W, 70-54
11/28 vs. Geo. Wash. L, OT, 63-71
11/29 at Cal St. Fullerton W, 48-46
12/01 vs. Arizona State W, 60-57

2014-15

Charleston Classic (Charleston, S.C.)
11/20 vs. Drexel W, 66-46
11/21 vs. Akron W, 79-51
11/23 vs. Charlotte W, 77-58
11/25 at #17/20 Charlotte W, 77-74

2015-16

Puerto Rico TipOff (San Juan, P.R.)
11/19 vs. Mississippi State W, 105-79
11/20 vs. #16 Utah W, 90-66
11/22 vs. #22/20 Butler W, 85-75

2016-17

AdvoCare Invitational (Orlando, Fla.)
11/24 vs. Stanford W, 67-53
11/25 vs. #21/22 Iowa State L, 56-73
11/27 vs. Florida L, 56-65
Hoopball Miami Invitational (Miami, Fla. - AA Arena)
12/3 vs. Wofford College W, 74-57

YEAR-BY-YEAR TEAM STATS - 1955-71

	FG-A	Pct	3FG-A	Pct	FT-A	Pct	Reb	Avg	PF-DQ	A	TO	Blk	Stl	Pts-Avg
1955-56 Miami	789-2043	.386	---	---	592-839	.706	1271	48.9	545-30	---	---	---	---	2170-83.5
Opponents	759-1976	.384	---	---	597-909	.657	1121	42.9	503-16	---	---	---	---	2115-81.3
1956-57 Miami	691-1892	.365	---	---	647-914	.708	1198	46.1	531-24	---	---	---	---	2029-78.0
Opponents	786-1980	.396	---	---	595-880	.676	1343	51.6	546-23	---	---	---	---	2167-83.3
1957-58 Miami	654-1636	.399	---	---	433-623	.697	999	45.4	419-12	---	---	---	---	1741-79.1
Opponents	625-1640	.381	---	---	391-585	.668	943	42.8	435-20	---	---	---	---	1641-74.6
1958-59 Miami	808-1910	.421	---	---	574-825	.696	1252	50.1	510-19	---	---	---	---	2190-87.6
Opponents	769-2004	.384	---	---	481-817	.671	1029	41.1	565-30	---	---	---	---	2029-80.8
1959-60 Miami	882-1961	.449	---	---	663-897	.739	1478	54.7	562-19	---	---	---	---	2427-89.9
Opponents	828-2034	.407	---	---	536-793	.676	1398	51.8	619-36	---	---	---	---	2192-81.2
1960-61 Miami	888-1924	.462	---	---	454-679	.671	1395	51.5	509-20	---	---	---	---	2230-82.6
Opponents	766-1891	.405	---	---	504-721	.699	1208	45.1	501-17	---	---	---	---	2036-75.4
1961-62 Miami	841-1994	.421	---	---	387-567	.683	1434	55.2	492-26	---	---	---	---	2069-79.7
Opponents	803-1875	.426	---	---	439-666	.659	1198	46.1	431-13	---	---	---	---	2045-78.7
1962-63 Miami	982-2151	.457	---	---	545-739	.738	1559	55.7	490-14	---	---	---	---	2509-89.6
Opponents	880-2051	.435	---	---	441-651	.678	1155	41.2	532-30	---	---	---	---	2201-78.6
1963-64 Miami	991-2194	.452	---	---	593-780	.760	1483	54.9	545-19	---	---	---	---	2575-95.4
Opponents	946-2060	.459	---	---	460-707	.645	1268	46.9	577-33	---	---	---	---	2352-87.1
1964-65 Miami	958-2077	.461	---	---	642-807	.796	1462	55.2	521-18	---	---	---	---	2558-98.4
Opponents	865-1970	.436	---	---	460-680	.677	1145	44.0	588-32	---	---	---	---	2190-84.2
1965-66 Miami	850-1920	.437	---	---	571-806	.709	1363	52.4	539-21	---	---	---	---	2271-87.3
Opponents	855-1971	.434	---	---	498-751	.663	1299	50.0	581-27	---	---	---	---	2208-84.9
1965-66 Miami	850-1920	.437	---	---	571-806	.709	1363	52.4	539-21	---	---	---	---	2271-87.3
Opponents	855-1971	.434	---	---	498-751	.663	1299	50.0	581-27	---	---	---	---	2208-84.9
1966-67 Miami	809-1814	.444	---	---	514-712	.722	1333	51.3	490-26	---	---	---	---	2126-81.8
Opponents	831-1839	.452	---	---	429-629	.682	1081	41.7	499-27	---	---	---	---	2091-80.4
1967-68 Miami	905-1936	.467	---	---	558-765	.729	1337	47.8	531-30	---	---	---	---	2368-84.6
Opponents	937-2138	.438	---	---	545-788	.691	1345	48.0	532-18	---	---	---	---	2419-86.4
1968-69 Miami	777-1731	.444	---	---	431-607	.710	1238	51.6	492-23	---	---	---	---	1985-82.0
Opponents	777-1702	.457	---	---	494-684	.722	1017	41.1	448-15	---	---	---	---	2048-85.0
1969-70 Miami	911-2069	.442	---	---	471-684	.692	1289	49.5	527-26	---	---	---	---	2293-88.2
Opponents	992-2051	.484	---	---	537-743	.723	1347	51.8	518-13	---	---	---	---	2521-96.9
1970-71 Miami	849-1954	.435	---	---	445-723	.616	1270	48.8	542-22	---	---	---	---	2143-82.4
Opponents	909-1893	.480	---	---	555-793	.669	1335	51.3	544-19	---	---	---	---	2373-91.3

RECORDS

YEAR-BY-YEAR TEAM STATS - 1985-2004

	FG-A	Pct	3FG-A	Pct	FT-A	Pct	Reb	Avg	PF-DQ	A	TO	Blk	Stl	Pts-Avg
1985-86 Miami	805-1692	.476	---	---	396-603	.657	1059	37.8	468-22	453	441	109	156	2006-71.6
Opponents	902-1910	.472	---	---	327-500	.654	1061	37.9	545-18	499	356	54	228	2131-76.1
1986-87 Miami	869-1922	.452	127-332	.383	467-686	.681	363-791-1263	40.7	609-24	491	534	128	169	2332-75.2
Opponents	857-1954	.439	151-370	.408	470-710	.662	333-698-1150	37.1	621-29	435	433	48	282	2335-75.3
1987-88 Miami	897-1826	.491	132-374	.353	527-736	.716	306-771-1151	37.1	558-9	542	563	175	198	2453-79.1
Opponents	922-2104	.438	116-338	.343	440-645	.682	431-668-1190	38.4	618-12	475	472	60	288	5400-77.4
1988-89 Miami	1024-2083	.492	173-496	.349	588-832	.707	317-739-1164	37.5	678-23	583	513	102	287	2809-90.6
Opponents	1040-2129	.488	146-385	.379	552-838	.659	419-772-1302	42.0	666-23	516	542	62	256	2778-89.6
1989-90 Miami	737-1723	.428	169-460	.367	371-572	.649	283-582-962	34.4	518-16	406	407	77	245	2014-71.9
Opponents	800-1688	.474	117-328	.357	415-606	.685	320-710-1146	40.9	506-22	407	471	71	163	2132-76.1
1990-91 Miami	729-1657	.440	145-386	.376	424-604	.702	333-542-1002	35.8	524-24	381	458	86	230	2027-72.4
Opponents	770-1624	.474	142-426	.333	396-590	.671	298-556-985	35.2	551-16	425	442	84	190	2078-74.2
1991-92 Miami	671-1692	.397	128-404	.314	471-736	.640	375-591-1098	34.3	701-8	372	500	131	259	1941-60.7
Opponents	709-1627	.436	168-446	.377	574-857	.670	431-710-1141	35.7	645-7	440	516	129	248	2160-67.5
1992-93 Miami	692-1600	.433	186-521	.357	359-599	.599	392-586-978	36.2	575-21	449	421	128	421	1929-71.4
Opponents	683-1543	.443	138-356	.388	500-721	.693	389-664-1050	38.9	534-9	397	434	88	204	2004-74.2
1993-94 Miami	638-1523	.419	138-428	.322	276-472	.585	382-685-1067	39.5	537-15	413	543	141	191	1690-62.6
Opponents	645-1626	.397	172-466	.369	447-661	.676	412-616-1028	38.1	483-14	388	371	97	286	1909-70.7
1994-95 Miami	653-1627	.401	155-486	.319	370-568	.651	406-683-1089	38.9	542-15	377	485	123	218	1831-64.5
Opponents	658-1637	.402	177-546	.324	395-590	.669	410-664-1074	38.4	526-20	368	446	87	249	1888-67.4
1995-96 Miami	667-1577	.423	145-455	.319	404-642	.629	411-676-1087	38.8	542-10	392	477	121	224	1883-67.3
Opponents	662-1601	.413	186-514	.362	363-539	.673	370-630-1000	35.7	566-19	363	451	87	229	1873-66.9
1996-97 Miami	695-1169	.416	107-360	.297	390-603	.647	414-691-1105	38.1	560-17	406	488	173	235	1887-65.1
Opponents	632-1662	.380	146-507	.288	411-617	.666	445-681-1126	38.8	558-18	314	488	97	243	1821-62.8
1997-98 Miami	735-1669	.440	114-397	.287	378-572	.661	388-732-1120	40.0	563-11	395	496	120	259	1962-70.1
Opponents	634-1672	.379	165-571	.289	403-622	.648	422-660-1082	38.6	521	352	502	72	241	1836-65.6
1998-99 Miami	791-1671	.473	123-369	.333	473-677	.699	389-791-1180	39.3	521-8	458	575	158	259	2178-72.6
Opponents	695-1810	.384	193-614	.314	367-570	.644	429-607-1036	34.5	587	368	530	81	315	1950-65.0
1999-00 Miami	849-1971	.431	132-440	.300	516-690	.748	489-793-1282	37.7	615-10	498	504	126	286	2346-69.0
Opponents	741-1883	.394	190-637	.298	455-669	.680	467-738-1205	35.4	639	406	615	110	232	2127-62.6
2000-01 Miami	713-1728	.413	206-595	.346	407-568	.717	396-628-1024	35.3	567-10	409	434	137	257	2039-70.3
Opponents	677-1576	.430	187-541	.346	422-597	.707	372-711-1083	37.3	539	392	553	144	219	1963-67.7
2001-02 Miami	818-1902	.430	236-684	.345	523-678	.771	388-786-1174	36.7	593-5	525	460	190	285	2395-74.8
Opponents	754-1885	.400	208-673	.309	440-652	.675	453-780-1233	38.5	609	401	554	121	236	2156-67.4
2002-03 Miami	692-1627	.425	171-513	.333	401-559	.717	370-648-1018	36.4	557-11	393	463	119	272	1956-69.9
Opponents	664-1523	.436	183-503	.364	413-597	.692	318-653-971	34.7	517	348	497	113	240	1924-68.7
2003-04 Miami	793-1765	.449	177-523	.338	385-546	.705	387-673-1060	35.5	572-10	406	462	105	256	2148-71.6
Opponents	736-1629	.452	155-454	.341	440-647	.680	343-674-1017	33.9	514	409	514	111	243	2067-68.9

RECORDS

YEAR-BY-YEAR TEAM STATS - 2004-2017

	FG-A	Pct	3FG-A	Pct	FT-A	Pct	Reb	Avg	PF-DQ	A	TO	Blk	Stl	Pts-Avg
2004-05 Miami	761-1768	.430	197-561	.351	352-523	.673	433-714-1147	39.6	484-11	337	376	139	209	2071-71.4
Opponents	724-1700	.426	236-653	.361	336-508	.661	355-669-1024	35.3	503-7	369	398	117	170	2020-69.7
2005-06 Miami	825-1895	.435	218-625	.349	440-631	.697	446-741-1187	34.9	603-10	399	421	135	241	2308-67.9
Opponents	728-1756	.415	245-663	.370	512-711	.720	386-722-1108	32.6	584-5	447	479	126	192	2213-65.1
2006-07 Miami	833-1916	.435	208-588	.354	405-577	.702	451-673-1124	35.1	624-18	398	405	93	202	2279-71.2
Opponents	779-1681	.463	259-677	.383	515-742	.694	341-721-1062	33.2	588-9	460	442	136	171	2332-72.9
2007-08 Miami	867-1985	.437	236-613	.385	572-766	.747	433-860-1293	38.0	638-12	451	454	157	202	2542-74.8
Opponents	803-1972	.407	239-677	.353	464-695	.668	432-790-1222	35.9	678-17	400	494	136	218	2309-67.9
2008-09 Miami	796-1865	.427	251-682	.368	482-706	.683	463-809-1272	39.8	539-8	406	427	122	194	2325-72.7
Opponents	738-1863	.396	226-703	.321	421-579	.727	378-729-1107	34.6	618-18	427	412	125	205	2123-66.3
2009-10 Miami	843-1820	.463	245-670	.366	459-677	.678	385-801-1186	35.9	573-12	461	464	146	229	2390-72.4
Opponents	737-1813	.407	210-635	.331	452-645	.701	371-711-1082	32.8	584-14	417	448	105	239	2136-64.7
2010-11 Miami	872-1955	.446	283-750	.377	552-761	.725	429-879-1308	36.3	650-17	416	498	124	203	2579-71.6
Opponents	833-1999	.417	245-693	.354	522-756	.690	400-771-1171	32.5	674-14	447	430	120	255	2433-67.6
2011-12 Miami	814-1890	.431	250-714	.350	454-630	.721	372-775-1147	34.8	539-14	392	382	118	210	2332-70.7
Opponents	778-1847	.421	209-641	.326	416-609	.683	381-771-1152	34.9	576-16	410	436	120	200	2181-66.1
2012-13 Miami	895-1968	.455	254-701	.362	465-680	.684	369-918-1287	35.8	525-7	408	385	159	223	2509-69.7
Opponents	795-1987	.400	226-694	.326	365-562	.649	365-810-1175	32.6	623-14	389	425	105	193	2181-60.6
2013-14 Miami	712-1690	.421	186-576	.323	419-610	.687	362-778-1140	34.5	522-8	346	335	124	161	2029-61.5
Opponents	695-1713	.406	221-622	.355	353-534	.661	340-718-1058	32.1	538-5	373	319	88	162	1964-59.5
2014-15 Miami	878-2053	.428	292-816	.358	544-729	.746	377-940-1317	34.7	593-14	488	385	126	209	2592-68.2
Opponents	888-2111	.421	232-717	.324	396-602	.658	390-897-1287	33.9	661-12	446	418	127	192	2404-63.3
2015-16 Miami	907-1895	.479	241-643	.375	578-772	.749	330-869-1199	34.3	582-8	438	383	127	215	2633-75.2
Opponents	865-2008	.431	210-611	.344	419-584	.717	363-766-1129	32.3	669-13	398	405	87	185	2359-67.4
2016-17 Miami	813-1800	.452	209-587	.356	443-617	.718	363-813-1176	35.6	515-7	389	417	125	213	2278-69.0
Opponents	761-1817	.419	208-631	.330	386-522	.739	319-724-1043	31.6	553-10	395	392	101	197	2116-64.1

RECORDS

ANNUAL LEADERS - SCORING

Year	Player	FG	FT	Pts	Year	Player	FG	FT	Pts
1926-27	No record available				1996-97	Tim James	165	73	405
1927-28	Rodger Ashman			169	1997-98	Tim James	184	97	469
1928-29	Rodger Ashman	49	18	116	1998-99	Tim James	215	115	557
1929-31	No record available				1999-00	Johnny Hemsley	194	90	542
1931-32	Polger	71	25	167	2000-01	Darius Rice	140	67	409
1932-38	No team				2001-02	Darius Rice	155	92	478
1938-39	No record available				2002-03	Darius Rice	170	99	506
1939-40	John Tobin	86	24	196	2003-04	Darius Rice	166	85	472
1940-41	John Tobin	71	27	169	2004-05	Guillermo Diaz	190	97	538
1941-42	John Tobin	91	39	221	2005-06	Guillermo Diaz	194	120	586
1943-45	No records available				2006-07	Jack McClinton	163	102	519
1945-46	Louis Edwards	53	17	123	2007-08	Jack McClinton	179	114	566
1946-47	Bob Campbell	164	39	367	2008-09	Jack McClinton	200	116	617
1947-48	Abe Friedman	92	37	221	2009-10	James Dews	147	35	381
1948-49	Bob Campbell	164	39	367	2010-11	Malcolm Grant	158	122	532
1949-50	Mackey MacDonald	134	48	316	2011-12	Durand Scott	136	97	388
1950-51	Sy Chadroff	107	54	268	2012-13	Shane Larkin	183	87	522
1951-52	Sy Chadroff	180	999	459	2013-14	Rion Brown	174	102	513
1952-53	Howard Keene	112	126	350	2014-15	Sheldon McClellan	192	112	550
1953-54	Willie Schayowitz	95	37	227	2015-16	Sheldon McClellan	177	351	570
1954-55	Dick Miani	114	73	301	2016-17	Davon Reed	161	90	491
1955-56	Dick Miani	186	139	511					
1956-57	Gene Stage	158	145	461					
1957-58	Gene Stage	137	79	353					
1958-59	Dick Hickox	161	131	453					
1959-60	Dick Hickox	219	158	596					
1960-61	Dick Hickox	180	120	480					
1961-62	Mike McCoy	199	80	478					
1962-63	Mike McCoy	237	80	554					
1963-64	Rick Barry	314	242	870					
1964-65	Rick Barry	340	293	973					
1965-66	Mike Wittman	208	151	567					
1966-67	Mike Wittman	219	147	585					
1967-68	Don Curnutt	268	99	635					
1968-69	Don Curnutt	262	138	662					
1969-70	Don Curnutt	283	143	709					
1970-71	Willie Allen	184	129	497					
1972-85	No team								
1985-86	Eric Brown	174	112	460					
1986-87	Eric Brown	183	114	460					
1987-88	Eric Brown	193	161	551					
1988-89	Eric Brown	255	246	765					
1989-90	Joe Wylie	210	91	514					
1990-91	Joe Wylie	186	143	515					
1991-92	Jerome Scott	100	122	371					
1992-93	Steven Edwards	127	97	430					
1993-94	Jamal Johnson	102	53	257					
1994-95	Steven Edwards	102	91	359					
1995-96	Steven Edwards	114	68	361					

Only seven players in program history have led the Hurricanes in scoring at least three straight seasons: John Tobin (1940, 41, 42), Dick Hickox (1959, 60, 61), Don Curnutt (1968, 69, 70), Eric Brown (1986, 87, 88, 89), Tim James (1997, 98, 99), Darius Rice (2001, 02, 03, 04) and Jack McClinton (2007, 08, 09).

ANNUAL LEADERS - REBOUNDBING

YEAR	PLAYER	OFF	DEF	TOTAL
1950-51	Howard Keene	--	--	271
1951-52	Howard Keene	--	--	218
1952-54	No record available			
1954-55	Ken Ryskamp	--	--	181
1955-56	Ed Morris	--	--	322
1956-57	Ed Morris	--	--	246
1957-58	Dick Berghoff	--	--	278
1958-59	Harry Manushaw	--	--	372
1959-60	Harry Manushaw	--	--	321
1960-61	Ron Godfrey	--	--	256
1961-62	Mike McCoy	--	--	338
1962-63	Rick Barry	--	--	351
1963-64	Rick Barry	--	--	448
1964-65	Rick Barry	--	--	475
1965-66	Mike Wittman	--	--	260
1966-67	Billy Soens	--	--	330
1967-68	Billy Soens	--	--	299
1968-69	Wayne Canaday	--	--	319
1969-70	Wayne Canaday	--	--	327
1970-71	Willie Allen	--	--	316
1972-85	No team			
1985-86	Eric Brown	--	--	208
1986-87	Tito Horford	59	178	241
1987-88	Tito Horford	65	206	271
1988-89	Eric Brown	81	168	249
1989-90	Joe Wylie	89	177	266
1990-91	Joe Wylie	110	169	279
1991-92	Constantin Popa	64	88	152
1992-93	Constantin Popa	76	121	197
1993-94	Constantin Popa	57	105	162
1994-95	Constantin Popa	76	114	190
1995-96	Steve Rich	70	90	160
1996-97	Tim James	88	108	196
1997-98	Tim James	90	173	263
1998-99	Tim James	83	163	246
1999-00	Mario Bland	90	147	237
2000-01	John Salmons	62	111	173
2001-02	James Jones	65	138	203
2002-03	James Jones	52	117	169
2003-04	Darius Rice	55	123	178
2004-05	Anthony King	91	134	231
2005-06	Anthony King	104	132	236
2006-07	Dwayne Collins	105	102	207
2007-08	Anthony King	83	156	239
2008-09	Dwayne Collins	95	132	227
2009-10	Dwayne Collins	85	140	225
2010-11	Reggie Johnson	126	221	347
2011-12	Kenny Kadji	58	112	170
2012-13	Kenny Kadji	56	188	244
2013-14	Rion Brown	47	146	193
2014-15	Tonye Jekiri	118	248	366
2015-16	Tonye Jekiri	93	207	300
2016-17	Kamari Murphy	79	162	241

ASSISTS

YEAR	PLAYER	ASSISTS*
1985-86	Bryan Hughes	129
1986-87	Kevin Presto	117
1987-88	Thomas Hocker	136
1988-89	Thomas Hocker	109
1989-90	Thomas Hocker	139
1990-91	Jerome Scott	111
1991-92	Michael Gardner	98
1992-93	Michael Gardner	154
1993-94	Torey McCormick	85
1994-95	Kevin Norris	102
1995-96	Kevin Norris	111
1996-97	Kevin Norris	142
1997-98	Kevin Norris	138
1998-99	Vernon Jennings	167
1999-00	Vernon Jennings	218
2000-01	John Salmons	115
2001-02	John Salmons	195
2002-03	Armondo Surratt	93
2003-04	Armondo Surratt	121
2004-05	Anthony Harris	133
2005-06	Guillermo Diaz	97
2006-07	Anthony Harris	110
2007-08	Lance Hurdle	82
	Jack McClinton	82
2008-09	Jack McClinton	91
2009-10	Malcolm Grant	117
2010-11	Malcolm Grant	115
2011-12	Durand Scott	93
2012-13	Shane Larkin	164
2013-14	Garrus Adams	95
2014-15	Angel Rodriguez	126
2015-16	Angel Rodriguez	158
2016-17	Bruce Brown	106

* Did not become an official NCAA statistic until 1985-86

RECORDS

ANNUAL LEADERS - STEALS

YEAR	PLAYER	STEALS*
1985-86	Bryan Hughes	42
1986-87	Kevin Presto	44
1987-88	Dennis Burns	48
1988-89	Eric Brown	44
1989-90	Jake Morton	45
1990-91	Jerome Scott	70
1991-92	Jerome Scott	77
1992-93	Steven Edwards	56
1993-94	Torey McCormick	43
1994-95	Kevin Norris	49
1995-96	Kevin Norris	45
1996-97	Clifton Clark	47
1997-98	Kevin Norris	68
1998-99	Vernon Jennings	60
1999-00	Vernon Jennings	75
2000-01	John Salmons	57
2001-02	John Salmons	57
2002-03	James Jones	44
2003-04	Robert Hite	61
2004-05	Robert Hite	45
2005-06	Robert Hite	50
2006-07	Brian Asbury	46
2007-08	James Dews	28
2008-09	Dwayne Collins	31
2009-10	Durand Scott	41
2010-11	Durand Scott	43
2011-12	Shane Larkin	50
2012-13	Shane Larkin	71
2013-14	Garrius Adams	42
2014-15	Angel Rodriguez	59
2015-16	Angel Rodriguez	58
2016-17	Bruce Brown	49

BLOCKED SHOTS

YEAR	PLAYER	BLOCKS*
1985-86	Tim Harvey	46
1986-87	Tito Horford	45
1987-88	Tito Horford	80
1988-89	Dennis Burns	36
1989-90	Joe Wylie	32
1990-91	Joe Wylie	37
1991-92	Constantin Popa	64
1992-93	Constantin Popa	85
1993-94	Constantin Popa	59
1994-95	Constantin Popa	55
1995-96	Tim James	50
1996-97	Tim James	64
1997-98	Tim James	45
1998-99	Tim James	65
1999-00	Elton Tyler	34
2000-01	Dwayne Wimbley	48
2001-02	James Jones	78
2002-03	James Jones	50
2003-04	Gary Hamilton	26
2004-05	Anthony King	86
2005-06	Anthony King	65
2006-07	Brian Asbury	20
2007-08	Anthony King	48
2008-09	Jimmy Graham	36
2009-10	Dwayne Collins	32
2010-11	Reggie Johnson	45
2011-12	Kenny Kadji	51
2012-13	Julian Gamble	63
2013-14	Donnavan Kirk	46
2014-15	Tonye Jekiri	51
2015-16	Tonye Jekiri	35
2016-17	Dewan Huell/Ebuka Izundu	25

* Did not become an official NCAA statistic until 1985-86

MIAMI 100-POINT GAMES

Date	Opponent	W/L	UM	Opp.	Date	Opponent	W/L	UM	Opp.
1/9/52	Florida Southern	W	106	43	1/28/66	at Florida Southern	W	101	80
1/17/55	Tampa	W	103	76	2/12/66	Jacksonville	W	117	104
2/17/55	at Tampa	W	105	89	2/28/66	Florida State	W	112	90
1/24/57	Kentucky Wesleyan	W	100	95	3/5/66	La Salle	W	108	102
1/8/58	Stetson	W	103	80	1/10/67	Oklahoma City	W	111	109
12/3/58	Rollins	W	104	87	1/14/67	Jacksonville	W	106	86
12/5/58	Tampa	W	113	71	1/19/67	Florida Southern	W	102	83
12/8/58	Florida Southern	W	107	80	3/1/67	Florida State	W	110	90
1/31/59	Western Kentucky	W	109	95	12/6/67	at Hawaii	W	102	83
2/23/59	Morehead State	W	102	85	12/12/67	Tampa	W	104	103
12/1/59	Rollins	W	110	86	12/27/67	Dartmouth	W	100	81
12/3/59	Jacksonville	W	106	98	12/28/67	New York University	W	102	91
12/28/59	Brigham Young	W	110	93	1/6/68	Pittsburgh	W	100	84
1/2/60	[15] South Carolina	W OT	107	106	2/10/68	Florida A&M	W	108	98
2/18/60	[10] Florida Southern	W	121	85	2/24/68	Creighton	W	106	93
2/22/60	[10] Kentucky Wesleyan	W	104	95	1/5/70	Rhode Island	W	105	95
2/27/60	[9] Florida State	W	107	89	1/23/70	at Florida Southern	W	103	92
1/4/61	Miami (Ohio)	W 2OT	102	100	2/7/70	Florida A&M	W	118	111
2/1/61	Rollins	W	103	75	2/17/70	La Salle	W	103	96
2/18/61	at Tampa	W	108	99	1/8/71	at Florida State	L	106	114
1/6/62	Oklahoma City	L OT	113	118	2/27/71	Florida State	W	100	94
12/13/62	Florida Southern	W	116	93	1/31/86	vs. Brooklyn College	W	102	93
1/9/63	at Jacksonville	W	103	91	1/9/87	vs. PR-Rio Piedras	W	111	64
1/30/63	[18] at Rollins	W	120	72	2/18/87	Florida International	W	102	81
2/5/63	[18] Jacksonville	W	112	105	2/28/87	Coppin State	W	115	76
2/9/63	Louisville	W	112	84	12/21/87	Alabama State	W	110	107
2/12/63	Rollins	W	114	75	12/29/87	vs. American	W	104	70
2/18/63	Tampa	W	112	91	3/5/88	UCF	W	100	80
12/3/63	Tampa	W	101	95	11/25/88	MD-Eastern Shore	W	108	80
12/12/63	at St. Mary's (Calif.)	W	101	86	11/28/88	Oral Roberts	W	108	103
12/19/63	Rollins	W	108	90	12/10/88	Duke	L	102	117
1/4/64	Rhode Island	W	105	88	12/16/88	Long Island Univ.	W	102	66
1/23/64	La Salle	W	121	99	12/28/88	vs. Pennsylvania	W	102	69
1/28/64	at Rollins	W	127	85	1/28/89	Marquette	W	106	90
1/29/64	at Tampa	W	134	104	2/4/89	Brigham Young	W	107	86
2/4/64	Jacksonville	W	117	92	2/6/89	South Florida	W 2OT	106	104
2/18/64	Florida Southern	W	120	79	2/8/89	Tennessee Tech	W	111	101
12/1/64	Tampa	W	136	119	2/22/89	at Texas	L	104	123
1/13/65	Florida Southern	W	124	93	3/2/89	Savannah State	W	107	98
1/16/65	Jacksonville	W	127	99	1/1/90	at George Mason	W OT	101	91
1/23/65	[7-19] at Rollins	W	128	92	1/18/90	Florida State	W 2OT	101	97
1/30/65	Oklahoma City	W	115	92	2/16/99	[16/21] Villanova	W	103	82
2/2/65	Miami (Ohio)	W	115	95	11/30/99	[25] Bethune-Cookman	W	102	75
2/9/65	Tampa	W	141	110	1/19/02	[24/20] Providence	W 2OT	102	96
2/13/65	Loyola (La.)	W	115	86	1/3/04	Savannah State	W	105	65
2/20/65	[7-19] Houston	W	103	91	11/9/07	Florida Southern	W	104	61
2/23/65	[17] Rollins	W	148	79	11/16/09	Nova Southeastern	W	108	58
12/1/65	Tampa	W	120	91	11/19/15	Mississippi State	W	105	79
12/18/65	Ohio University	W	105	100					

RECORDS

OPPONENT 100-POINT GAMES

Date	Opponent	W/L	UM	Opp.	Date	Opponent	W/L	UM	Opp.
1/25/52	Western Kentucky	L	74	102	1/9/71	at #7 Jacksonville	L	82	124
12/21/53	Ohio State	L	81	106	1/23/71	at Creighton	L	84	104
2/11/54	at Stetson	L	56	108	2/6/71	Loyola (La.)	L	88	107
2/20/56	Morehead State	L	89	102	12/21/85	at UCLA	L	64	109
12/3/56	Kentucky	L	75	114	Date	Opponent	W/L	UM	Opp.
12/8/56	at Akron	L	80	106	2/19/86	at #2 Duke	L	82	102
2/5/59	at Stetson	L	97	110	2/22/86	#14 Notre Dame	L	73	126
1/2/60	South Carolina	W OT	107	106	12/6/86	at #1 North Carolina	L	77	122
3/8/60	[8] vs. Western Kentucky	L	84	107	2/26/87	at Florida State	L	84	108
12/10/60	at Brigham Young	L	80	112	11/27/87	vs. #9 Michigan	L	76	109
1/4/61	Miami (Ohio)	W 2OT	102	100	12/21/87	Alabama State	W	110	107
12/4/61	at Morehead State	L	81	107	12/30/87	vs. #11 Purdue	L	82	110
1/6/62	Oklahoma City	L OT	113	118	1/6/88	at #9 Duke	L	69	107
1/30/62	at Tampa	L	95	113	2/27/88	DePaul	L	82	101
2/10/62	Loyola (La.)	L	70	113	11/28/88	Oral Roberts	W	108	103
2/5/63	Jacksonville	W	112	105	12/10/88	#1 Duke	L	102	117
3/19/63	vs. Providence	L	96	106	12/19/88	at Florida	L	81	101
1/9/64	at Florida	L	91	114	1/7/89	at #5 Georgetown	L	79	112
1/29/64	at Tampa	W	134	104	1/24/89	#20 Providence	L	91	106
12/1/64	at Tampa	W	136	119	2/1/89	New Mexico	L	93	110
2/9/65	Tampa	W	141	110	2/6/89	South Florida	W 2OT	106	104
12/9/65	at #11 San Francisco	L	89	105	2/8/89	Tennessee Tech	W	111	101
12/18/65	Ohio University	W	105	100	2/22/89	at Texas	L	104	123
1/12/66	at Florida	L	66	111	1/10/90	#1 Kansas	L	73	100
2/12/66	Jacksonville	W	117	104	1/27/90	at Notre Dame	L	60	107
2/17/66	at Houston	L	96	111	2/21/90	at Providence	L	67	101
Date	Opponent	W/L	UM	Opp.	12/27/90	Miami (Ohio)	L 2OT	99	101
3/5/66	La Salle	W	108	102	1/3/07	at #3 North Carolina	L	64	105
12/3/66	Florida	L	88	113					
1/10/67	Oklahoma City	W	111	109					
2/18/67	#7/8 Houston	L	86	105					
12/7/67	at Hawaii	L	76	110					
12/12/67	Tampa	W	104	103					
1/12/68	at Florida State	L	93	122					
2/15/68	at #1 Houston	L	64	106					
12/6/68	vs. Florida State	L	84	111					
12/7/68	vs. Florida	L	62	111					
12/12/69	at #2 UCLA	L	69	127					
1/9/70	at Florida State	L	63	114					
1/10/70	at #7 Jacksonville	L	87	121					
1/24/70	at Stetson	L	88	116					
1/29/70	at Tulane	L	90	105					
2/7/70	Florida A&M	W	118	111					
2/12/70	at Centenary	L	86	107					
2/14/70	at #13 Houston	L	98	118					
2/28/70	#9 Florida State	L	96	112					
3/4/70	#6 Jacksonville	L	97	108					
12/29/70	at Maryland	L	77	111					
1/8/71	at Florida State	L	106	114					

RECORDS

OVERTIME GAMES

Overall: 39-45 **10T:** 30-38 **20T:** 9-7

In regular season ACC games: 7-11 / 5-9 OT / 2-2 20T

In ACC Tournament games: 1-1

Under Coach L: 7-8 / 4-7 OT / 3-1 20T

When both teams are ranked: None

When UM is ranked: 1-0

When opponent is ranked: 2-2 / 0-1 20T

In reg. season ACC games: 4-3 / 2-2 OT / 2-1 20T

In non-conf., regular season games: 3-4 / 1-0 20T

In ACC Tournament games: None

Date	Opponent	W/L	UM	Opp.
12/29/48	Princeton	L	20T	55-62
1/12/51	Tampa	L	OT	75-77
2/6/51	La Salle	W	OT	77-75
2/13/54	at Fla Southern	W	20T	77-70
12/30/58	Miami (Ohio)	L	OT	87-89
1/2/60	[15] South Carolina	W	OT	107-106
1/13/60	[15] at Jacksonville	W	OT	78-70
1/4/61	Miami (Ohio)	W	20T	102-100
1/13/61	at Jacksonville	W	OT	93-84
1/6/62	Oklahoma City	L	OT	113-118
1/12/62	at Florida State	L	OT	74-77
11/30/62	Florida	W	OT	91-87
12/14/63	at Nevada	W	OT	81-78
12/28/63	vs. Syracuse	L	OT	85-86
2/15/64	at Loyola (N.O.)	W	OT	97-90
12/28/65	Louisville	L	OT	84-85
2/1/69	Morehead State	W	OT	92-91
3/1/69	Florida State	L	OT	86-89
2/13/70	at Pepperdine	L	OT	90-93
2/19/71	vs. Oklahoma City	L	OT	91-94
1/29/71	at Fla. Southern	L	OT	95-96
1/18/86	Arizona	L	OT	74-81
12/29/86	vs. Yale	W	OT	78-75
1/24/87	Marquette	W	OT	91-89
1/31/87	at San Diego State	W	OT	83-82
2/1/88	vs. Marist	W	OT	79-76
2/4/88	Monmouth	L	OT	62-64
1/3/89	at Rutgers	W	OT	99-94
2/6/89	South Florida	W	20T	106-104
1/1/90	at George Mason	W	OT	101-91
1/18/90	Florida State	W	20T	101-97
12/19/90	at SMU	L	20T	88-93
12/27/90	vs. Miami (Ohio)	L	20T	99-101
2/11/91	Memphis State	L	OT	82-83
3/4/92	#22 Seton Hall *	L	OT	82-90
2/25/95	at Boston College *	W	OT	77-71
2/28/95	Pittsburgh *	W	OT	76-68
12/23/95	Clemson	L	OT	52-66
2/20/96	St. John's *	W	20T	96-91
1/18/97	Georgetown *	W	OT	68-65
3/5/97	St. John's ^	W	OT	76-68

Date	Opponent	W/L	UM	Opp.
1/20/99	Connecticut *	L	OT	68-70
3/5/00	St. John's ^	W	OT	74-70
1/15/02	[24/20] Pittsburgh *	W	OT	76-69
1/19/02	[24/20] Providence *	W	20T	102-96
3/7/02	vs. Georgetown	W	OT	84-76
12/3/02	at Florida Atlantic	L	OT	73-74
12/21/02	vs. #13 Florida +	L	20T	93-94
1/4/03	North Carolina	W	OT	64-61
1/11/03	at #3 Connecticut *	L	OT	80-83
2/8/03	Villanova *	L	OT	67-72
1/10/04	#15 Pittsburgh *	L	20T	80-84
1/31/04	Georgetown *	L	OT	80-87
2/4/04	at Rutgers *	L	OT	70-72
2/11/04	Boston College *	L	OT	72-74

Joined ACC

11/27/04	vs. Xavier +	L	OT	70-83
2/5/05	#22/24 Maryland *	W	OT	75-73
1/29/06	at Florida State *	W	OT	84-78
2/8/06	#16/15 NC State *	L	20T	77-86
2/28/07	at Clemson *	L	OT	70-74
3/3/07	Florida State *	L	OT	90-98
3/9/07	vs. Boston College ^	L	OT	71-74
1/19/08	[21/24] at NC State *	L	OT	77-79
3/8/08	at Florida State *	L	OT	72-75
1/25/09	Virginia Tech *	L	OT	83-88
1/27/09	at NC State *	L	OT	81-84
2/7/09	at #4/3 Duke *	L	OT	75-78
2/5/11	vs. Virginia *	W	OT	70-68
3/10/11	vs. Virginia ^	W	OT	69-62

Larrañaga Arrived

11/25/11	at Ole Miss	L	OT	61-64
12/17/11	vs. Florida Atlantic +	W	20T	93-90
2/1/12	Maryland *	W	20T	90-86
2/5/12	at #7/5 Duke *	W	OT	78-74
12/25/12	vs. Indiana State +	L	OT	55-57
11/08/13	St. Francis (N.Y.)	L	OT	62-66
11/11/13	Georgia Southern	W	OT	81-80
11/28/13	vs. George Washington	L	OT	63-71
12/08/13	Virginia Tech *	L	OT	60-61
02/05/14	#25/22 Pittsburgh *	L	OT	55-59
01/03/15	#3 Virginia *	L	20T	80-89
02/16/15	Boston College *	W	20T	89-86
04/02/15	Stanford #	L	OT	66-64
12/01/16	[21] Nebraska	W	OT	77-72
2/20/17	#18/19 Virginia *	W	OT	54-48

* Conference

^ Conference Tournament

+ Regular Season Tournament

NIT

HOME ATTENDANCES

TOP 10 HOME ATTENDANCES

Att	Opponent	Site	Result	Score	Date
15,147	Connecticut	Miami Arena	L	70-68 (OT)	1/20/99
11,263	Connecticut	Miami Arena	L	75-67	3/4/95
11,051	Ohio State	National Car Rental Center	W	72-64	12/27/98
10,896	Georgetown	Miami Arena	L	75-58	2/15/92
10,497	Rutgers	Miami Arena	W	68-63	2/27/99
10,419	Georgetown	Miami Arena	W	68-65 (OT)	1/18/97
10,231	Connecticut	Miami Arena	L	77-58	1/18/92
10,140	North Carolina	National Car Rental Center	L	78-68	12/18/99
10,135	Connecticut	Miami Arena	W	68-66	2/2/02
10,037	Notre Dame	Miami Arena	L	90-77	2/23/02

YEARLY HOME ATTENDANCE

Year	Site	Total	Games	Avg.	Conference Games		
					Total	Games	Avg.
1985-86	Knight Center	54,544	18	3,030	—	—	—
1986-87	Knight Center	43,129	17	2,537	—	—	—
1987-88	Knight Center	41,343	18	2,297	—	—	—
1988-89	Miami Arena	48,968	17	2,880	—	—	—
1989-90	Miami Arena	33,505	16	2,094	—	—	—
1990-91	Miami Arena	33,406	15	2,227	—	—	—
1991-92	Miami Arena	56,677	14	4,048	46,380	9	5,153
1992-93	Miami Arena	51,262	15	3,417	41,169	9	4,574
1993-94	Miami Arena	38,219	15	2,548	28,154	9	3,128
1994-95	Miami Arena	53,953	15	3,597	43,630	9	4,848
1995-96	Miami Arena	46,150	16	2,884	34,186	9	3,798
1996-97	Miami Arena	60,517	15	4,034	48,093	9	5,344
1997-98	Miami Arena	65,958	14	4,711	47,132	9	5,236
1998-99	Miami Arena	75,560	13	5,812	57,609	9	6,401
1999-00	Miami Arena	63,920	16	3,995	33,268	8	4,159
2000-01	Miami Arena	46,364	16	2,898	26,718	8	3,340
2001-02	Miami Arena	74,415	16	4,651	51,248	8	6,406
2002-03	Miami Arena/BUC	50,397	14	3,600	35,203	8	4,400
2003-04	BankUnited Center	45,813	18	2,545	26,160	8	3,270
2004-05	BankUnited Center	68,842	16	4,303	51,027	8	6,378
2005-06	BankUnited Center	68,247	16	4,265	46,091	8	5,761
2006-07	BankUnited Center	51,974	15	3,465	34,065	8	4,258
2007-08	BankUnited Center	69,152	16	4,322	49,115	8	6,139
2008-09	BankUnited Center	72,599	16	4,537	45,155	8	5,644
2009-10	BankUnited Center	75,411	16	4,713	44,319	8	5,540
2010-11	BankUnited Center	80,963	17	4,763	47,048	8	5,881
<i>Coach Larrañaga arrival</i>							
2011-12	BankUnited Center	70,854	18	3,936	39,981	8	4,998
2012-13	BankUnited Center	87,212	15	5,814	65,646	9	7,294
2013-14	BankUnited Center	92,424	16	5,776	56,957	9	6,329
2014-15	BankUnited Center	91,991	18	5,111	55,322	9	6,147
2015-16	BankUnited Center	112,110	16	7,007	64,313	9	7,146
2016-17	Watsco Center	113,701	16	7,106	65,480	9	7,276
Totals		2,039,580	509	4,007	1,183,469	221	5,355

RECORDS

TOP ATTENDANCES AT THE WATSCO CENTER & HOME RECORDS BY VENUE

Date	Opponent	Total	Result	Date	Opponent	Total	Result
Sellouts:				2/27/13	[5/7] Virginia Tech	7,434	W, 76-58
02/25/17	#10/11 Duke	7,972	W, 55-50	1/15/14	Florida State	7,413	L, 53-63
01/12/17	#20 Notre Dame	7,972	L, 62-67	3/6/13	[6/7] Georgia Tech	7,394	L, 69-71
01/25/16	[15/13] #24/20 Duke	7,972	W, 80-69	2/26/12	#15/16 Florida State	7,261	W, 78-62
01/09/16	[12/11] Florida State	7,972	W, 72-59	2/15/09	#3 North Carolina	7,200	L, 65-69
12/08/15	[17/20] Florida	7,972	W, 66-55	1/31/10	Virginia Tech	7,189	W, 82-75
2/28/15	#15/18 North Carolina	7,972	L, 64-73	1/25/14	#2 Syracuse	7,122	L, 52-64
1/22/14	#18 Duke	7,972	L, 46-67	2/15/12	#8/7 North Carolina	7,071	L, 64-73
3/9/13	[6/7] Clemson	7,972	W, 62-49	3/6/10	Florida State	7,014	L, 60-61
2/19/13	[2/2] Virginia	7,972	W, 54-50	1/23/08	#5/4 North Carolina	7,000	L, 82-98
2/9/13	[8/11] North Carolina	7,972	W, 87-61	1/12/08	[25] Georgia Tech	7,000	W, 78-68
1/27/13	[25] Florida State	7,972	W, 71-47	12/3/06	#21/25 Georgia Tech	7,000	W, 90-82
1/23/13	[25] #1 Duke	7,972	W, 90-63	2/12/06	#23/24 North Carolina	7,000	L, 70-80
2/13/11	#5 Duke	7,972	L, 71-81	1/18/06	Clemson	7,000	W, 62-38
Opening night				12/22/05	#5 Florida	7,000	L, 67-77
01/04/03	North Carolina	6,826	W, 64-61 OT	02/26/05	Georgia Tech	7,000	L, 72-76
				02/15/05	#5 Wake Forest	7,000	L, 63-68
				02/05/05	#22/24 Maryland	7,000	W, 75-73 OT
				01/19/05	#4 Duke	7,000	L, 83-92

MIAMI'S RECORD AT ...

Year	Home Site	Home	(Site Total)	Away	Neutral	Total
1985-86	Knight Center	12-6		1-8	1-0	14-14
1986-87	Knight Center	9-8		1-6	5-2	15-16
1987-88	Knight Center	11-7	(32-21)	3-5	3-2	17-14
1988-89	Miami Arena	12-5		2-6	5-1	19-12
1989-90	Miami Arena	11-5		2-8	0-2	13-15
1990-91	Miami Arena	8-7		0-11	1-1	9-19
1991-92	Miami Arena	4-10		0-11	4-3	8-24
1992-93	Miami Arena	10-5		0-10	0-2	10-17
1993-94	Miami Arena	5-10		2-9	0-1	7-20
1994-95	Miami Arena	11-4		4-8	0-1	15-13
1995-96	Miami Arena	12-4		2-8	1-1	15-13
1996-97	Miami Arena	12-3		3-9	1-1	16-13
1997-98	Miami Arena	11-3		7-5	0-2	18-10
1998-99	Miami Arena	11-2		10-3	2-2	23-7
1999-00	Miami Arena	11-4		8-2	4-4	23-11
2000-01	Miami Arena	12-4		4-8	0-1	16-13
2001-02	Miami Arena	14-2		5-4	5-2	24-8
2002-03	Miami Arena	5-0	(149-68)			
	BankUnited Center	4-5	first game Jan. 4, 2003	2-10	0-2	11-17
2003-04	BankUnited Center	10-8		3-6	1-2	14-16
2004-05	BankUnited Center	11-5		5-6	0-2	16-13
2005-06	BankUnited Center	11-5		4-8	3-3	18-16
2006-07	BankUnited Center	8-7		3-9	1-4	12-20
2007-08	BankUnited Center	14-2		4-6	5-3	23-11
2008-09	BankUnited Center	12-4		5-7	2-2	19-13
2009-10	BankUnited Center	12-4		2-8	6-1	20-13
2010-11	BankUnited Center	13-4		4-9	4-2	21-15
2011-12	BankUnited Center	14-4		5-8	1-1	20-13
2012-13	BankUnited Center	14-1		10-3	5-3	29-7
2013-14	BankUnited Center	8-8		7-6	2-2	17-16
2014-15	BankUnited Center	12-6		8-4	5-3	25-13
2015-16	BankUnited Center	15-1		6-5	6-2	27-8
2016-17	Watsco Center	14-2	(172-66)	4-6	3-4	21-12
Totals		321-155		126-222	76-64	555-442

RECORDS

SERIES RECORDS

Agoga	2-0	1928-29	1928-29	Colgate	1-0	1987-88	1987-88
Air Force	0-1	2005-06	2005-06	City/College of Charleston	4-0	1946-47	2015-16
Akron	2-1	1956-57	2014-15	Colorado	0-1	1956-57	1956-57
Alabama	1-2	1968-69	2014-15	Columbia	3-1	1952-53	2016-17
UAB	1-0	2001-02	2001-02	Connecticut	8-16	1956-57	2008-09
Alabama State	2-1	1987-88	2007-08	Coppin State	2-0	1986-87	1987-88
Alaska-Anchorage	0-1	1987-88	1987-88	Cornell	1-0	1962-63	1962-63
Albany Ga. Blues	0-1	1938-39	1938-39	Creighton	3-2	1963-64	2005-06
Alcorn State	1-0	2006-07	2006-07	Culver-Stockton	1-0	1951-52	1951-52
Alumni	1-0	1941-42	1941-42				
American	2-1	1970-71	1987-88	Dartmouth	3-1	1950-51	1990-91
Appalachian State	2-0	2004-05	2011-12	Davidson	3-1	1988-89	1991-92
Arizona	0-3	1985-86	2012-13	Dayton	1-7	1956-57	1989-90
Arizona State	1-2	1989-90	2013-14	DePaul	1-6	1987-88	1996-97
Arkansas	1-0	1999-00	1999-00	Detroit-Mercy	2-0	1999-00	2012-13
Arkansas-Pine Bluff	1-0	2002-03	2002-03	Drexel	1-0	2014-15	2014-15
Armstrong State	1-0	1986-87	1986-87	Duke	7-18	1962-63	2016-17
Army	3-0	1957-58	1963-64	Duquesne	2-1	1964-65	1987-88
Auburn	1-1	1966-67	2000-01				
				Eastern Airlines	1-0	1939-40	1939-40
Banana River A.F.	1-0	1946-47	1946-47	Eastern Illinois	2-1	1948-49	2000-01
Baptist	2-0	1985-86	1989-90	Eastern Kentucky	2-2	1967-68	2014-15
Barry	2-0	1991-92	1992-93	Eastern Michigan	1-0	2001-02	2001-02
Bethune-Cookman	5-0	1988-89	2009-10	Eglin Field	0-1	1952-53	1952-53
Binghamton	0-1	2006-07	2006-07	Elon	0-1	1939-40	1939-40
Birmingham-Southern	1-0	2005-06	2005-06	Evansville	1-0	2006-07	2006-07
Boca Chica	1-0	1951-52	1951-52				
Boca Raton AAF	1-2	1945-46	1946-47	Fairfield	0-1	1985-86	1985-86
Boston College	23-24	1962-63	2016-17	Fairleigh Dickinson	1-1	1986-87	1987-88
Boston University	1-0	1965-66	1965-66	Florida	24-46	1927-28	2016-17
Bowling Green	0-1	1951-52	1951-52	Florida A&M	7-0	1967-68	2001-02
Boynton	1-0	1939-40	1939-40	Florida Atlantic	22-1	1988-89	2016-17
Bradley	1-1	1955-56	2003-04	FGCU	3-1	2009-10	2012-13
Brandeis	0-1	1953-54	1953-54	Florida International	12-1	1986-87	2008-09
Brigham Young	2-2	1959-60	1988-89	Florida Southern	60-8	1927-28	2008-09
Brooklyn College	3-0	1985-86	1989-90	Florida State	35-44	1950-51	2016-17
Brown	1-1	1967-68	1985-86	Fordham	1-1	1970-71	1994-95
Bucknell	2-0	1968-69	1969-70	Ft. Lauderdale NAS	0-1	1945-46	1945-46
Buffalo	3-1	1993-94	2015-16	Furman	0-2	1951-52	1954-55
Butler	1-0	2015-16	2015-16				
				George Mason	1-1	1989-90	1990-91
Cal State Fullerton	1-0	2013-14	2013-14	George Washington	1-3	1970-71	2016-17
Caribbean A.S.	1-0	1945-46	1945-46	Georgetown	12-19	1954-55	2003-04
Centenary	2-2	1959-60	1969-70	Georgia	1-3	1938-39	1992-93
Central Connecticut State	1-0	1989-90	1989-90	Georgia Southern	1-0	2013-14	2013-14
Central Florida	7-2	1986-87	2013-14	Georgia State	3-0	1985-86	1998-99
Charlotte	7-4	1997-98	2015-16	Georgia Tech	13-8	1952-53	2016-17
Checker Cab	1-0	1948-49	1948-49				
Church League All-Stars	1-0	1928-29	1928-29	Hartford	3-1	1985-86	1999-00
The Citadel	1-1	1958-59	1985-86	Havana	5-1	1927-28	1948-49
Cincinnati	1-0	1946-47	1946-47	Hawai'i	3-1	1967-68	2012-13
City Hall	1-0	1928-29	1928-29	Hofstra	1-0	1985-86	1985-86
Clemson	10-14	1955-56	2016-17	Holy Cross	1-0	1960-61	1960-61
Cleveland State	0-1	2006-07	2006-07	Houston	5-9	1955-56	1970-71
Coast Guard	2-0	1945-46	1945-46	Howard	2-1	1991-92	2014-15

SERIES RECORDS (CONT.)

Illinois	2-1	1968-69	2014-15	Missouri State	1-0	2010-11	2010-11
Illinois State	0-1	1999-00	1999-00	Monmouth	1-1	1987-88	1999-00
Indiana State	0-1	2012-13	2012-13	Morehead State	4-3	1946-47	1970-71
Indiana	1-0	2001-02	2001-02	Morgan State	2-0	2005-06	2007-08
IPFW	1-0	2003-04	2003-04	Mount St. Mary's	1-0	1966-67	1966-67
Iona	1-0	1959-60	1959-60	Muffetts	2-0	1948-49	1949-50
Iowa State	0-1	2016-17	2016-17	Murray State	2-1	1952-53	1961-62
Jacksonville Navy	1-2	1941-42	1941-42	Navy	0-1	1986-87	1986-87
Jacksonville	27-6	1957-58	2012-13	Navy Rec. Barracks	0-1	1945-46	1945-46
Jewish Prog. AA-Atlanta	0-1	1938-39	1938-39	Nebraska	2-4	1951-52	2015-16
Junior C. of C.	1-1	1928-29	1928-29	Nevada	1-1	1963-64	1965-66
Kansas	1-3	1986-87	1990-91	New Hampshire	1-0	2002-03	2002-03
Kentucky	1-3	1956-57	2008-09	New Mexico	0-2	1986-87	1988-89
Kentucky Wesleyan	4-1	1955-56	1959-60	New Orleans	0-2	1985-86	1985-86
Key West Navy	1-0	1951-52	1951-52	New York University	1-1	1954-55	1967-68
Lafayette	4-1	1970-71	2006-07	Niagara	1-0	1964-65	1964-65
La Salle	7-9	1950-51	2015-16	Norfolk State	2-0	2004-05	2013-14
Lehigh	6-1	1970-71	2006-07	North Carolina	7-21	1949-50	2016-17
Long Island	1-0	1988-89	1988-89	North Carolina A&T	4-0	2003-04	2009-10
Louisiana (Lafayette)	1-1	1999-00	2015-16	UNC Asheville	1-0	1993-94	1993-94
Louisiana-Monroe	1-0	2003-04	2003-04	NC Central	4-0	2008-09	2014-15
LSU	3-1	1950-51	2001-02	NC State	9-12	1939-40	2016-17
Louisville	3-10	1950-51	2016-17	UNC Greensboro	2-0	2010-11	2011-12
Loyola (MD)	1-0	2013-14	2013-14	UNC Wilmington	1-1	1992-93	2009-10
Loyola (N.O.)	9-7	1952-53	1970-71	North Florida	4-0	2007-08	2016-17
Lubbock Christian	1-0	2003-04	2003-04	Northeastern	2-1	1990-91	2015-16
Maine	1-0	1991-92	1991-92	Northeastern Illinois	2-0	1994-95	1995-96
Manhattan	1-0	1985-86	1985-86	Northern Iowa	1-0	1998-99	1998-99
Marist	2-1	1987-88	2007-08	Northwestern	0-1	2006-07	2006-07
Marquette	2-3	1985-86	2012-13	Notre Dame	10-11	1985-86	2016-17
Marshall	2-1	1941-42	1991-92	Nova Southeastern	1-0	2009-10	2009-10
Maryland	13-9	1948-49	2013-14	Ohio State	2-2	1953-54	2008-09
Maryland-Baltimore County	3-0	1987-88	2003-04	Ohio University	1-1	1965-66	1969-70
Maryland-Eastern Shore	3-0	1985-86	1988-89	Oklahoma City	5-4	1957-58	1970-71
Massachusetts	4-0	2004-05	2012-13	Oklahoma State	1-0	2005-06	2005-06
McDill Field	2-0	1945-46	1947-48	Old Dominion	1-0	1988-89	1988-89
McNeese State	1-0	2010-11	2010-11	Oral Roberts	2-1	1988-89	2010-11
Mediterranean A.S.	1-0	1945-46	1945-46	Oregon State	0-1	1969-70	1969-70
Memphis	5-8	1955-56	2011-12	Pacific	1-0	2012-13	2012-13
Mercer	1-1	1938-39	1989-90	Penn State	0-4	1986-87	1994-95
Miami Beach	1-0	1928-29	1928-29	Pennsylvania	6-3	1947-48	2016-17
Miami Beach All-Stars	1-0	1952-53	1952-53	Pensacola NAS	2-0	1946-47	1946-47
Miami Beach Canoe Club	2-0	1927-28	1927-28	Pepperdine	2-1	1969-70	2010-11
Miami (Ohio)	5-4	1946-47	1990-91	Pi Chi	2-0	1939-40	1940-41
Michigan	0-4	1987-88	2005-06	Pittsburgh	19-18	1947-48	2016-17
Michigan State	1-1	2012-13	2016-17	Ponce de Leon	0-1	1928-29	1928-29
Minnesota	1-1	2009-10	2011-12	Princeton	2-1	1948-49	2015-16
Mississippi	3-1	1949-50	2011-12	Providence	15-16	1962-63	2014-15
Mississippi College	1-0	1955-56	1955-56	Purdue	0-3	1987-88	2011-12
Mississippi State	3-2	1957-58	2015-16	Quinnipiac	1-0	1999-00	1999-00
Missouri	0-1	2001-02	2001-02				

RECORDS

SERIES RECORDS (CONT.)

Radford	1-0	1986-87	1986-87	Texas Christian	0-1	1957-58	1957-58
Redland	1-0	1928-29	1928-29	Texas Rio Grande Valley	1-0	2015-16	2015-16
Rhode Island	4-1	1961-62	2003-04	Texas Southern	1-0	2013-14	2013-14
Rice	1-0	2010-11	2010-11	Texas Tech	1-0	1952-53	1952-53
Richmond	1-0	2014-15	2014-15	Toledo	1-0	1956-57	1956-57
Rider	1-0	1985-86	1985-86	Toronto	1-0	1958-59	1958-59
Rio Grande	0-1	1953-54	1953-54	Towson State	1-0	1985-86	1985-86
Robert Morris	2-0	1994-95	2008-09	Tulane	5-4	1946-47	2009-10
Rollins	36-13	1927-28	1964-65	Tulsa	1-1	1961-62	1999-00
Rutgers	10-5	1988-89	2016-17	Turner's Sports Shop	2-2	1928-29	1930-31
Sacred Heart	1-0	2005-06	2005-06	UCLA	0-4	1969-70	1997-98
St. Francis Brooklyn	1-1	1962-63	2013-14	UNLV	0-2	1994-95	1996-97
St. Francis (PA)	2-0	1986-87	2001-02	Utah	2-0	1965-66	2015-16
St. John's	14-16	1962-63	2008-09	Valparaiso	1-1	1956-57	2011-12
St. Joseph's (PA)	1-3	1950-51	1990-91	Villanova	10-14	1991-92	2015-16
St. Louis	0-2	1960-61	1988-89	Virginia	12-9	1965-66	2016-17
St. Mary's (CA)	5-0	1963-64	2007-08	VCU	3-1	1987-88	2007-08
St. Peter's	1-0	1962-63	1962-63	Virginia Tech	20-14	2000-01	2016-17
St. Thomas*	2-0	1969-70	1987-88	Volks A.C.	0-1	1927-28	1927-28
Sam Houston State	1-0	1993-94	1993-94	Wagner	0-1	1993-94	1993-94
San Diego	1-0	2008-09	2008-09	Wake Forest	8-11	1939-40	2016-17
San Diego State	1-1	1986-87	1987-88	Washington	0-3	1967-68	1989-90
San Francisco	2-1	1960-61	1965-66	Washington & Lee	1-0	1954-55	1954-55
Santa Clara	0-3	1960-61	1965-66	West Virginia	7-8	1955-56	2011-12
Savannah State	5-0	1988-89	2014-15	Western Carolina	1-0	2016-17	2016-17
Sebring A.C.	1-0	1927-28	1927-28	Western Kentucky	1-13	1946-47	1966-67
Sebring Firemen	1-0	1930-31	1930-31	Wichita State	2-0	1988-89	2015-16
Seton Hall	8-15	1956-57	2003-04	William & Mary	1-0	1965-66	1965-66
Seventh Naval District	0-1	1945-46	1945-46	Winthrop	2-2	1986-87	2007-08
Shenandoah Presb.	1-0	1940-41	1940-41	Wisconsin	0-2	1985-86	1986-87
South Alabama	1-0	2014-15	2014-15	Wisconsin-Green Bay	2-2	1985-86	2014-15
South Carolina	6-3	1948-49	2009-10	Wofford	3-0	2004-05	2016-17
South Carolina State	2-1	2004-05	2016-17	Xavier	2-1	1955-56	2004-05
South Carolina Upstate	1-0	2009-10	2009-10	Yale	4-2	1950-51	1986-87
South Florida	6-2	1987-88	1990-91	YMHA	2-0	1940-41	1948-49
Southern Cal	0-2	1990-91	1992-93				
Southern Illinois	1-0	1997-98	1997-98				
SMU	0-2	1990-91	1991-92				
Southern Miss	2-1	1955-56	2008-09				
Southwest Texas State	0-1	1992-93	1992-93				
Spring Hill College	0-2	1955-56	1956-57				
Stanford	2-2	1986-87	2016-17				
Stetson	49-33	1927-28	2012-13				
Syracuse	8-17	1963-64	2016-17				
Tampa	44-10	1939-40	1968-69				
Teachers College of Conn.	1-0	1950-51	1950-51				
Temple	2-2	1961-62	2014-15				
Tennessee	1-3	1954-55	1996-97				
Tennessee-Martin	1-0	2000-01	2000-01				
Tennessee Tech	5-0	1946-47	2011-12				
Texas	1-2	1987-88	2007-08				
Texas A&M	3-0	1956-57	2002-03				
Texas-Arlington	1-0	2005-06	2005-06				

* Formerly Biscayne College

ALL-TIME SERIES RESULTS

DATE / MIAMI RANK / OPPONENT RANK / RESULT / LOCATION

AGOGA (2-0)

Home: 2-0 Away: 0-0
Neutral: 0-0 Under Coach L: 0-0
Since rebirth in 1985: 0-0

1928-29	W 49-19	H
1928-29	W 63-33	H

AIR FORCE (0-1)

Home: 0-0 Away: 0-0
Neutral: 0-1 Under Coach L: 0-0
Since rebirth in 1985: 0-1

11/14/05	L 57-53	N
----------	---------	---

AKRON (2-1)

Home: 0-0 Away: 0-1
Neutral: 2-0 Under Coach L: 1-0
Since rebirth in 1985: 2-0

12/8/56	L 106-80	A
12/23/10	W 69-61	N
11/21/14	W 79-51	N

ALABAMA (1-2)

Home: 1-0 Away: 0-2
Neutral: 0-0 Under Coach L: 1-0
Since rebirth in 1985: 1-2

12/13/68	L 85-72	A
3/23/11	L 79-64	A
3/21/15	W 73-66	H

UAB (1-0)

Home: 0-0 Away: 0-0
Neutral: 1-0 Under Coach L: 0-0
Since rebirth in 1985: 1-0

11/19/01	W 81-79	N
----------	---------	---

ALABAMA STATE (2-1)

Home: 2-1 Away: 0-0
Neutral: 0-0 Under Coach L: 0-0
Since rebirth in 1985: 2-1

12/21/87	W 110-107	H
12/16/89	L 98-81	H
11/28/07	W 83-74	H

ALASKA ANCHORAGE (0-1)

Home: 0-0 Away: 0-1
Neutral: 0-0 Under Coach L: 0-0
Since rebirth in 1985: 0-1

11/29/87	L 78-77	A
----------	---------	---

ALBANY GA. BLUES (0-1)

Home: 0-0 Away: 0-1
Neutral: 0-0 Under Coach L: 0-0
Since rebirth in 1985: 0-0

1938-39	L 53-35	A
---------	---------	---

ALCORN STATE (1-0)

Home: 1-0 Away: 0-0
Neutral: 0-0 Under Coach L: 0-0
Since rebirth in 1985: 1-0

11/14/06	W 96-57	H
----------	---------	---

ALUMNI (1-0)

Home: 1-0 Away: 0-0
Neutral: 0-0 Under Coach L: 0-0
Since rebirth in 1985: 0-0

1941-42	W 52-32	H
---------	---------	---

AMERICAN (2-1)

Home: 1-0 Away: 0-1
Neutral: 1-0 Under Coach L: 0-0
Since rebirth in 1985: 2-0

2/13/71	L 93-82	A
2/26/86	W 73-64	H
12/29/87	W 104-70	N

APPALACHIAN STATE (2-0)

Home: 2-0 Away: 0-0
Neutral: 0-0 Under Coach L: 1-0
Since rebirth in 1985: 2-0

12/30/04	W 80-63	H
12/30/11	W 84-54	H

ARIZONA (0-3)

Home: 0-1 Away: 0-1
Neutral: 0-1 Under Coach L: 0-1
Since rebirth in 1985: 0-3

1/18/86	L 81-74	OT H
12/19/89	-- 20	L 83-53 A
12/23/12	-- 4/5	L 69-50 N

ARIZONA STATE (1-2)

Home: 0-1 Away: 0-1
Neutral: 1-0 Under Coach L: 1-0
Since rebirth in 1985: 1-2

1/20/90	L 62-58	H
12/23/91	L 62-57	A
12/1/13	W 60-57	N

ARKANSAS (1-0)

Home: 0-0 Away: 0-0
Neutral: 1-0 Under Coach L: 0-0
Since rebirth in 1985: 1-0

3/17/00	23/25 --	W 75-71 N
---------	----------	-----------

ARKANSAS-PINE BLUFF (1-0)

Home: 1-0 Away: 0-0
Neutral: 0-0 Under Coach L: 0-0
Since rebirth in 1985: 1-0

12/18/02	W 79-42	H
----------	---------	---

ARMSTRONG STATE (1-0)

Home: 1-0 Away: 0-0
Neutral: 0-0 Under Coach L: 0-0
Since rebirth in 1985: 1-0

2/16/87	W 97-47	H
---------	---------	---

ARMY (3-0)

Home: 3-0 Away: 0-0
Neutral: 0-0 Under Coach L: 0-0
Since rebirth in 1985: 0-0

2/8/58	W 92-82	H
12/28/60	W 82-75	H
12/27/63	W 79-71	H

AUBURN (1-1)

Home: 0-0 Away: 0-1
Neutral: 1-0 Under Coach L: 0-0
Since rebirth in 1985: 0-1

12/17/66	W 87-73	N
3/14/01	L 60-58	A

BANANA RIVER A.F. (1-0)

Home: 1-0 Away: 0-0
Neutral: 0-0 Under Coach L: 0-0
Since rebirth in 1985: 0-0

2/28/47	W 68-48	H
---------	---------	---

BAPTIST (2-0)

Home: 2-0 Away: 0-0
Neutral: 0-0 Under Coach L: 0-0
Since rebirth in 1985: 2-0

1/23/86	W 71-60	H
12/1/89	W 77-67	H

BARRY (2-0)

Home: 2-0 Away: 0-0
Neutral: 0-0 Under Coach L: 0-0
Since rebirth in 1985: 2-0

11/23/91	W 80-67	H
12/11/92	W 81-64	H

BETHUNE-COOKMAN (5-0)

Home: 5-0 Away: 0-0
Neutral: 0-0 Under Coach L: 0-0
Since rebirth in 1985: 5-0

12/5/88	W 88-72	H
2/4/93	W 78-54	H
12/10/93	W 82-54	H
11/30/99	/25 --	W 102-75 H
12/30/09	W 73-55	H

BINGHAMTON (0-1)

Home: 0-1 Away: 0-0
Neutral: 0-0 Under Coach L: 0-0
Since rebirth in 1985: 0-1

12/20/06	L 79-74	H
----------	---------	---

BIRMINGHAM-SOUTHERN (1-0)

Home: 1-0 Away: 0-0
Neutral: 0-0 Under Coach L: 0-0
Since rebirth in 1985: 1-0

12/3/05	W 82-55	H
---------	---------	---

BOCA CHICA (1-0)

Home: 1-0 Away: 0-0
Neutral: 0-0 Under Coach L: 0-0
Since rebirth in 1985: 0-0

1951-52	W 90-53	H
---------	---------	---

BOCA RATON AAF (1-2)

Home: 0-2 Away: 1-0
Neutral: 0-0 Under Coach L: 0-0
Since rebirth in 1985: 0-0

1/25/46	L 55-40	H
2/5/46	L 48-41	H
1/29/47	W 61-43	A

BOSTON COLLEGE (23-24)

Home: 12-11 Away: 10-11
Neutral: 1-2 Under Coach L: 10-0
Since rebirth in 1985: 22-24

12/4/62	W 72-69	A
12/29/89	L 69-60	N
1/21/92	L 51-50	H
2/22/92	L 55-49	A
2/10/93	W 75-71	H
2/27/93	L 70-58	A
1/15/94	-- 20/20	L 69-49 A
2/16/94	L 79-63	H
1/21/95	W 69-68	H
2/25/95	W 77-71	OT A
2/10/96	-- 22/21	L 62-58 H
1/2/97	-- 25/25	L 65-62 A
2/19/97	L 59-57	H
1/28/98	W 67-57	A

RECORDS

ALL-TIME SERIES RESULTS

DATE / MIAMI RANK / OPPONENT RANK / RESULT / LOCATION

12/8/98		W 77-64	H
1/24/99	25 --	W 75-67	A
1/22/00		W 62-54	H
1/7/01		L 73-72	H
1/13/01	-- 24	L 82-73	A
1/29/02	15/16 --	L 70-65	H
2/10/02	12/11 --	L 76-63	A
2/15/03		L 76-65	A
3/1/03		L 72-68	H
2/11/04		L 74-72	OT H
1/21/06	-- 21/21	L 65-61	H
2/16/06	-- 13/15	L 65-54	A
1/16/07		L 82-63	A
2/7/07		L 75-68	H
3/9/07		L 74-71	OT N
1/15/08	21/24 --	L 76-66	A
3/5/08		W 74-61	H
1/10/09	-- 24/17	W 77-71	A
2/21/09		W 69-58	H
12/6/09		L 60-61	A
1/19/10		L 79-75	H
1/15/11		W 72-71	H
2/23/11		W 73-64	A
1/29/12		W 76-54	A
3/3/12		W 77-56	H
1/16/13		W 60-59	A
2/5/13	8/11 --	W 72-50	H
3/15/13	9/10 --	W 69-58	N
2/22/14		W 69-42	H
1/10/15		W 60-56	H
2/16/15		W 89-86	2OT A
1/20/16	15/14 --	W 67-53	A
1/25/17		W 78-77	H

BOSTON UNIVERSITY (1-0)

Home: 1-0 Away: 0-0
 Neutral: 0-0 Under Coach L: 0-0
 Since rebirth in 1985: 0-0
 12/27/65 W 81-60 H

BOWLING GREEN (0-1)

Home: 0-1 Away: 0-0
 Neutral: 0-0 Under Coach L: 0-0
 Since rebirth in 1985: 0-0
 2/1/52 L 78-67 H

BOYNTON (1-0)

Since rebirth in 1985: 0-0
 1939-40 W 41-29

BRADLEY (1-1)

Home: 1-0 Away: 0-0
 Neutral: 0-1 Under Coach L: 0-0
 Since rebirth in 1985: 0-1
 12/22/55 W 80-73 H
 11/26/03 L 83-82 N

BRANDEIS (0-1)

Home: 0-1 Away: 0-0
 Neutral: 0-0 Under Coach L: 0-0
 Since rebirth in 1985: 0-0
 1/4/54 L 68-48 H

BRIGHAM YOUNG (2-2)

Home: 2-1 Away: 0-1
 Neutral: 0-0 Under Coach L: 0-0
 Since rebirth in 1985: 1-1
 12/28/59 W 110-93 H

12/10/60		L 112-80	A
2/9/88	-- 8	L 99-86	H
2/4/89		W 107-86	H

BROOKLYN COLLEGE (3-0)

Home: 2-0 Away: 0-0
 Neutral: 1-0 Under Coach L: 0-0
 Since rebirth in 1985: 3-0
 1/31/86 W 102-93 N
 3/7/87 W 83-64 H
 1/12/90 W 94-61 H

BROWN UNIVERSITY (1-1)

Home: 1-1 Away: 0-0
 Neutral: 0-0 Under Coach L: 0-0
 Since rebirth in 1985: 0-1
 12/19/67 W 72-71 H
 12/27/85 L 62-61 H

BUCKNELL (2-0)

Home: 2-0 Away: 0-0
 Neutral: 0-0 Under Coach L: 0-0
 Since rebirth in 1985: 0-0
 1/4/69 W 89-84 H
 1/3/70 W 93-88 H

BUFFALO (3-1)

Home: 1-0 Away: 1-0
 Neutral: 1-1 Under Coach L: 1-0
 Since rebirth in 1985: 3-1
 12/19/93 W 63-57 A
 11/22/96 W 78-61 H
 11/18/06 L 60-57 N
 3/17/16 10/11 -- W 79-72 N

BUTLER (1-0)

Home: 0-0 Away: 0-0
 Neutral: 1-0 Under Coach L: 1-0
 Since rebirth in 1985: 1-0
 11/22/15 -- 22/20 W 85-75 N

CAL STATE FULLERTON (1-0)

Home: 0-0 Away: 0-0
 Neutral: 1-0 Under Coach L: 1-0
 Since rebirth in 1985: 1-0
 11/29/13 W 48-46 N

CARIBBEAN A.S. (1-0)

Home: 1-0 Away: 0-1
 Neutral: 0-0 Under Coach L: 0-0
 Since rebirth in 1985: 0-0
 1945-46 W 46-41 H

CENTENARY (2-2)

Home: 2-0 Away: 0-2
 Neutral: 0-0 Under Coach L: 0-0
 Since rebirth in 1985: 0-0
 12/10/59 L 84-77 A
 1/26/61 W 86-74 H
 1/15/70 W 94-78 H
 2/12/70 L 107-86 A

CENTRAL CONN. STATE (1-0)

Home: 1-0 Away: 0-0
 Neutral: 0-0 Under Coach L: 0-0
 Since rebirth in 1985: 1-0
 2/15/90 W 62-40 H

CENTRAL FLORIDA (7-2)

Home: 4-1 Away: 3-0
 Neutral: 0-1 Under Coach L: 1-1
 Since rebirth in 1985: 7-2
 11/28/86 W 64-54 H
 3/5/88 W 100-80 H
 12/11/98 W 66-56 H
 11/19/99 W 87-54 A
 12/9/00 W 83-72 H
 12/27/02 W 62-51 A
 12/18/10 L 84-78 N
 12/18/12 W 72-50 A
 11/21/13 L 63-58 H

CHARLOTTE (7-4)

Home: 5-1 Away: 1-3
 Neutral: 1-0 Under Coach L: 5-0
 Since rebirth in 1985: 7-4
 11/21/97 -- 17/17 W 89-72 H
 11/23/98 L 66-59 A
 12/7/99 L 75-65 H
 11/28/00 L 95-63 A
 12/22/01 W 64-56 H
 12/15/02 L 69-64 A
 12/22/11 W 76-61 A
 12/14/12 W 77-46 H
 11/23/14 W 77-58 N
 11/25/14 17/20 -- W 77-74 A
 12/05/15 21 -- W 88-60 H

CHECKER CAB (1-0)

Home: 1-0 Away: 0-0
 Neutral: 0-0 Under Coach L: 0-0
 Since rebirth in 1985: 0-0
 1948-49 W 73-33 H

CHURCH LEAGUE ALL-STARS (1-0)

Home: 1-0 Away: 0-0
 Neutral: 0-0 Under Coach L: 0-0
 Since rebirth in 1985: 0-0
 1928-29 W 68-23 H

THE CITADEL (1-1)

Home: 1-0 Away: 0-1
 Neutral: 0-0 Under Coach L: 0-0
 Since rebirth in 1985: 1-0
 12/20/58 L 93-77 A
 11/22/85 W 85-77 H

CINCINNATI (1-0)

Home: 1-0 Away: 0-0
 Neutral: 0-0 Under Coach L: 0-0
 Since rebirth in 1985: 0-0
 2/6/47 W 57-54 H

COLLEGE OF CHARLESTON (4-0)

Home: 2-0 Away: 1-0
 Neutral: 1-0 Under Coach L: 3-0
 Since rebirth in 1985: 3-0
 3/6/47 W 56-52 N
 11/18/13 W 70-54 A
 12/30/14 W 67-40 H
 12/19/15 15/19 -- W 85-63 H

CITY HALL (1-0)

Home: 1-0 Away: 0-0
 Neutral: 0-0 Under Coach L: 0-0
 Since rebirth in 1985: 0-0
 1928-29 W 28-20 H

RECORDS

ALL-TIME SERIES RESULTS

DATE / MIAMI RANK / OPPONENT RANK / RESULT / LOCATION

CLEMSON (11-13)

Home: 7-3 Away: 2-7
 Neutral: 2-3 Under Coach L: 5-2
 Since rebirth in 1985: 11-10

1/5/56	L	98-96	N
12/13/58	L	66-61	N
12/16/66	L	73-64	N
12/20/94	L	75-55	A
12/23/95 (OT)	L	66-52	H
11/20/01	W	67-65	N
1/26/05	W	69-65	H
2/12/05	W	83-77	A
1/18/06	W	65-61	H
3/9/06	W	66-63	N
2/28/07 (OT)	L	74-70	A
1/27/08	W	75-72	H
2/27/08	-- /25	L 79-69	A
12/21/08	-- 25/25	L 91-72	H
2/13/10	L	74-66	A
1/8/11	L	79-72	A
2/20/11	L	63-59	H
1/18/12	W	76-73	H
2/17/13	3/4 --	W 45-43	A
3/9/13	6/7 --	W 62-49	H
3/4/14	L	58-54	A
2/8/15	W	56-45	A
1/16/16	8/9 --	L 76-65	A
2/18/17	W	71-65	H

CLEVELAND STATE (0-1)

Home: 0-0 Away: 0-0
 Neutral: 0-1 Under Coach L: 0-0
 Since rebirth in 1985: 0-1
 11/19/06 L 78-67 N

COAST GUARD (2-0)

Home: 2-0 Away: 0-0
 Neutral: 0-0 Under Coach L: 0-0
 Since rebirth in 1985: 0-0

1/11/46	W	46-45	H
1/26/46	W	52-45	H

COLGATE (1-0)

Home: 1-0 Away: 0-0
 Neutral: 0-0 Under Coach L: 0-0
 Since rebirth in 1985: 1-0
 12/4/87 W 96-68 H

COLORADO (0-1)

Home: 0-1 Away: 0-0
 Neutral: 0-0 Under Coach L: 0-0
 Since rebirth in 1985: 0-0
 1/3/57 L 73-66 H

COLUMBIA (3-1)

Home: 3-1 Away: 0-0
 Neutral: 0-0 Under Coach L: 1-0
 Since rebirth in 1985: 3-0

12/18/52	L	65-59	H
12/29/95	W	69-62	H
11/21/00	W	65-41	H
12/28/16	W	78-67	H

CONNECTICUT (8-16)

Home: 6-5 Away: 2-10
 Neutral: 0-1 Under Coach L: 0-0
 Since rebirth in 1985: 8-15

12/27/56	L	74-70	H
----------	---	-------	---

1/2/92	--	5	L	85-62	A
1/18/92	--	8	L	77-58	H
1/26/93			W	80-65	H
2/13/93			L	88-72	A
2/5/94	--	5/6	L	73-57	A
2/22/94	--	5	L	74-49	H
1/31/95			L	82-57	A
3/4/95	--	4/5	L	75-67	H
1/6/96	--	7/6	L	73-52	A
1/22/97			W	69-46	H
2/15/97			L	72-52	A
1/6/98	--	8/8	W	76-67	H
1/20/99	25	1/1	L	70-68	OT H
2/20/99	16/21	2/2	W	73-71	A
2/19/00	--	18/18	W	63-57	A
2/10/01	--	15/15	W	77-74	H
2/24/01			L	60-53	A
1/5/02	21/21	--	L	76-75	A
2/2/02	15/16	17/22	W	68-66	H
1/11/03	--	3/3	L	83-80	OT A
1/20/03	--	11/8	W	77-76	H
2/18/04	--	8/8	L	76-63	A
11/23/08	17/16	2/2	L	76-63	N

COPPIN STATE (2-0)

Home: 2-0 Away: 0-0
 Neutral: 0-0 Under Coach L: 0-0
 Since rebirth in 1985: 2-0

2/28/87	W	115-76	H
1/20/88	W	64-54	H

CORNELL (1-0)

Home: 1-0 Away: 0-0
 Neutral: 0-0 Under Coach L: 0-0
 Since rebirth in 1985: 0-0
 12/27/62 W 94-74 H

CREIGHTON (3-2)

Home: 2-1 Away: 1-1
 Neutral: 0-0 Under Coach L: 0-0
 Since rebirth in 1985: 1-0

2/10/64	L	124-94	H
2/5/66	W	91-81	H
2/24/68	W	106-93	H
1/23/71	L	104-84	A
3/20/06	W	53-52	A

CULVER-STOCKTON (1-0)

Home: 1-0 Away: 0-0
 Neutral: 0-0 Under Coach L: 0-0
 Since rebirth in 1985: 0-0
 1951-52 W 68-54 H

DARTMOUTH (3-1)

Home: 3-1 Away: 0-0
 Neutral: 0-0 Under Coach L: 0-0
 Since rebirth in 1985: 1-1

12/27/50	W	61-52	H
12/27/67	W	100-81	H
12/20/86	L	88-86	H
12/17/90	W	72-60	H

DAVIDSON (3-1)

Home: 2-0 Away: 1-1
 Neutral: 0-0 Under Coach L: 0-0
 Since rebirth in 1985: 3-1

2/27/89	W	90-78	H
2/10/90	W	72-64	A

2/2/91	W	79-67	H
2/1/92	L	66-62	A

DAYTON (1-7)

Home: 1-2 Away: 0-5
 Neutral: 0-0 Under Coach L: 0-0
 Since rebirth in 1985: 1-3

12/5/56	L	87-48	A
2/21/67	L	80-79	H
2/1/68	L	98-60	A
12/11/70	L	91-77	A
2/8/86	L	79-68	A
2/14/87	L	92-78	H
3/8/88	L	90-89	A
12/6/90	W	87-82	H

DEPAUL (1-6)

Home: 1-3 Away: 0-3
 Neutral: 0-0 Under Coach L: 0-0
 Since rebirth in 1985: 1-6

2/27/88	L	101-82	H	
2/11/89	L	87-79	A	
1/31/90	L	76-48	A	
2/12/90	L	66-49	H	
2/23/91	--	25	L 66-53	H
3/6/91	L	75-58	A	
12/28/96	W	61-45	H	

DETROIT-MERCY (2-0)

Home: 1-0 Away: 0-0
 Neutral: 1-0 Under Coach L: 1-0
 Since rebirth in 1985: 2-0

12/21/99	W	68-64	N
11/24/12	W	77-62	H

DREXEL (1-0)

Home: 0-0 Away: 0-0
 Neutral: 1-0 Under Coach L: 1-0
 Since rebirth in 1985: 1-0
 11/20/14 W 66-46 N

DUKE (7-18)

Home: 5-7 Away: 2-9
 Neutral: 0-2 Under Coach L: 5-3
 Since rebirth in 1985: 6-18

12/21/62	--	2	W	71-69	H
2/19/86	--	2	L	104-82	A
12/22/86	--	--	L	74-67	H
1/6/88	--	9	L	107-69	A
12/10/88	--	1	L	117-102	H
1/19/05	--	4/4	L	92-83	H
3/3/05	--	6/6	L	83-59	A
2/19/06	--	2/2	L	92-71	A
3/10/06	--	3/3	L	80-76	N
1/14/07	--	11/11	L	85-63	H
2/2/08	--	3/3	L	88-73	A
2/20/08	--	5/4	W	96-95	H
2/7/09	--	4/3	L	78-75	OT A
2/17/10	--	6/6	L	74-81	H
3/13/10	--	4/4	L	77-74	N
1/2/11	--	1/1	L	74-63	A
2/13/11	--	5/5	L	81-71	H
2/5/12	--	7/5	W	78-74	OT A
1/23/13	25	1/1	W	90-63	H
3/2/13	5/7	3/3	L	79-76	A
1/22/14	--	18/18	L	67-46	H
1/13/15	--	4/4	W	90-74	A
1/25/16	15/16	24/20	W	80-69	H
1/21/17	--	18/18	L	58-70	A
2/25/17	--	10/11	W	55-50	H

RECORDS

ALL-TIME SERIES RESULTS

DATE / MIAMI RANK / OPPONENT RANK / RESULT / LOCATION

DUQUESNE (2-1)

Home: 0-0 Away: 1-1
 Neutral: 1-0 Under Coach L: 0-0
 Since rebirth in 1985: 1-0
 12/4/64 W 99-95 A
 12/6/69 L 94-88 A
 11/28/88 W 84-73 N

EASTERN AIRLINES (1-0)

1939-40 W 30-25

EASTERN ILLINOIS (2-1)

Home: 1-0 Away: 0-0
 Neutral: 1-1 Under Coach L: 0-0
 Since rebirth in 1985: 2-0
 3/7/49 L 89-73 N
 12/24/88 W 83-68 N
 12/18/00 W 83-73 H

EASTERN KENTUCKY (2-2)

Home: 2-1 Away: 0-0
 Neutral: 0-1 Under Coach L: 0-1
 Since rebirth in 1985: 1-2
 12/16/67 W 93-87 H
 11/30/91 L 66-61 N
 11/24/97 W 86-64 H
 12/19/14 18/19 -- L 44-72 H

EASTERN MICHIGAN (1-0)

Home: 0-0 Away: 0-0
 Neutral: 1-0 Under Coach L: 0-0
 Since rebirth in 1985: 1-0
 11/18/01 W 93-56 N

EGLIN FIELD (0-1)

Home: 0-0 Away: 0-1
 Neutral: 0-0 Under Coach L: 0-0
 Since rebirth in 1985: 0-0
 2/24/53 L 66-64 A

ELON (0-1)

Home: 0-0 Away: 0-1
 Neutral: 0-0 Under Coach L: 0-0
 Since rebirth in 1985: 0-0
 2/6/40 L 58-30 A

EVANSVILLE (1-0)

Home: 0-0 Away: 1-0
 Neutral: 0-0 Under Coach L: 0-0
 Since rebirth in 1985: 1-0
 11/17/06 W 74-69 A

FAIRFIELD (0-1)

Home: 0-1 Away: 0-0
 Neutral: 0-0 Under Coach L: 0-0
 Since rebirth in 1985: 0-1
 1/2/86 L 56-47 H

FAIRLEIGH DICKINSON (1-1)

Home: 1-0 Away: 0-0
 Neutral: 0-1 Under Coach L: 0-0
 Since rebirth in 1985: 1-1
 2/10/87 L 73-70 N
 1/4/88 W 81-68 H

FLORIDA (23-46)

Home: 17-15 Away: 7-29
 Neutral: 0-2 Under Coach L: 2-1
 Since rebirth in 1985: 4-10
 2/15/28 W 40-39 A
 1939-40 L 36-23 A
 1939-40 L 53-26 A
 1940-41 L 48-35 H
 1940-41 L 62-50 H
 1941-42 L 47-31 A
 1941-42 L 37-34 A
 12/20/46 W 36-33 H
 12/21/46 W 39-35 H
 1/3/47 L 42-28 A
 1/4/47 L 61-28 A
 12/19/47 W 67-50 H
 12/20/47 L 58-55 H
 2/20/48 L 72-50 A
 2/21/48 W 52-49 A
 1/14/49 W 75-65 H
 1/15/49 W 44-42 H
 2/22/49 L 90-56 A
 2/23/49 W 60-50 A
 12/10/49 L 60-53 H
 2/18/50 L 66-46 A
 2/2/51 L 78-71 H
 2/13/51 L 71-61 A
 12/17/51 L 69-65 A
 2/18/52 W 76-68 H
 12/16/52 W 75-73 H
 2/2/53 L 78-56 A
 12/12/53 W 85-75 H
 1/15/54 L 75-52 A
 12/16/54 L 70-61 H
 1/13/55 L 80-68 A
 12/19/55 L 74-69 H
 1/13/56 L 87-85 A
 12/15/56 L 89-65 H
 1/10/57 L 98-63 A
 12/21/57 L 73-64 H
 1/16/58 L 75-70 A
 12/17/58 W 92-82 H
 1/15/59 L 85-70 A
 12/19/59 W 79-77 H
 1/14/60 15 -- W 70-65 A
 12/17/60 W 93-74 H
 1/11/61 L 81-73 A
 12/16/61 W 66-61 H
 1/11/62 L 74-62 A
 11/30/62 W 91-87 OT H
 1/10/63 W 86-77 A
 12/7/63 W 95-79 H
 1/9/64 L 114-91 A
 12/19/64 W 67-58 H
 1/21/65 t-19 -- L 86-69 A
 12/4/65 L 77-66 H
 1/12/66 L 111-66 A
 12/3/66 L 113-88 H
 2/8/67 L 73-57 A
 12/7/68 L 111-62 H
 12/17/85 L 81-64 H
 1/27/86 L 75-53 A
 2/21/87 -- 18 L 99-60 A
 2/15/88 L 83-73 H
 12/19/88 L 101-81 A
 2/19/90 W 62-59 H
 12/30/90 L 62-60 A
 12/21/02 -- 13/13 L 94-93 20TN

12/04/04 -- 19/18 W 72-65 A
 12/22/05 -- 5/5 L 77-67 H
 3/20/09 L 74-60 A
 11/17/14 -- 8/7 W 69-67 A
 12/8/15 17/20 -- W 66-55 H
 11/27/16 L 56-65 N

FLORIDA A&M (7-0)

Home: 7-0 Away: 0-0
 Neutral: 0-0 Under Coach L: 0-0
 Since rebirth in 1985: 4-0
 2/10/68 W 108-98 H
 2/8/69 W 94-91 H
 2/7/70 W 118-111 H
 12/4/93 W 91-47 H
 12/10/94 W 67-53 H
 12/9/95 W 77-53 H
 12/18/01 W 90-62 H

FLORIDA ATLANTIC (22-1)

Home: 14-0 Away: 5-1
 Neutral: 3-0 Under Coach L: 2-0
 Since rebirth in 1985: 22-1
 2/14/89 W 79-74 N
 11/25/91 W 83-53 H
 12/19/92 W 84-61 H
 11/26/93 W 85-53 H
 1/4/94 W 79-62 A
 11/28/94 W 76-59 H
 3/2/95 W 80-70 A
 11/27/95 W 76-56 A
 12/20/95 W 61-51 H
 11/24/96 W 83-74 H
 11/16/97 W 69-47 H
 11/13/98 W 97-73 A
 12/27/99 W 89-52 H
 11/18/00 W 76-59 A
 11/26/01 W 74-48 H
 12/3/02 L 74-73 OT A
 12/27/03 W 76-51 H
 11/29/04 W 84-68 H
 1/5/09 W 85-69 H
 12/19/09 W 87-69 N
 3/16/11 W 85-62 H
 12/17/11 W 93-90 20TN
 12/16/16 W 76-56 H

FGCU (3-1)

Home: 2-0 Away: 1-1
 Neutral: 0-0 Under Coach L: 1-1
 Since rebirth in 1985: 3-1
 11/25/09 W 77-58 H
 11/27/10 W 87-75 A
 11/22/11 W 60-50 H
 11/13/12 L 63-51 A

RECORDS

ALL-TIME SERIES RESULTS

DATE / MIAMI RANK / OPPONENT RANK / RESULT / LOCATION

FLORIDA INTERNATIONAL (12-1)

Home: 10-1 Away: 2-0
Neutral: 0-0 Under Coach L: 0-0
Since rebirth in 1985: 12-1

2/18/87	W 102-81	H
3/12/88	W 92-76	H
3/6/89	W 89-82	H
3/6/90	W 83-55	H
3/4/91	W 87-65	H
3/2/92	W 68-63	H
12/1/92	L 72-64	H
12/3/01	W 77-59	H
12/6/03	W 89-72	H
12/07/04	W 80-67	A
11/11/06	W 73-50	H
12/8/07	W 67-53	A
12/12/08	/25 -- W 76-50	H

FLORIDA SOUTHERN (60-8)

Home: 31-3 Away: 29-5
Neutral: 0-0 Under Coach L: 0-0
Since rebirth in 1985: 2-0

1/25/28	L 40-26	A
2/18/28	W 38-18	H
1928-29	L 39-15	A
1928-29	W 36-29	H
1930-31	W 27-24	H
1930-31	L 40-21	A
1939-40	W 43-42	A
1939-40	W 37-30	A
1940-41	W 57-43	A
1940-41	W 41-33	H
1940-41	L 50-38	H
1941-42	W 41-21	H
1941-42	W 40-25	H
1941-42	W 41-34	A
1941-42	W 38-32	A
2/11/46	W 45-40	H
2/12/46	W 53-47	H
2/20/46	W 46-43	A
12/13/46	W 38-25	H
12/14/46	L 41-37	H
2/7/47	W 55-43	A
2/8/47	W 61-43	A
2/6/48	L 59-50	A
2/7/48	W 52-43	A
2/27/48	W 76-44	H
2/28/48	W 59-42	H
2/8/49	W 68-47	A
2/9/49	W 68-57	A
1/20/50	W 69-59	H
1/21/50	W 59-49	H
12/9/50	W 64-61	A
2/9/51	W 79-65	H
1/9/52	W 106-43	H
2/7/52	W 58-41	A
12/1/52	W 83-60	H
2/13/54	W 77-70	2OT A
12/13/54	W 58-44	H
2/16/55	W 73-71	A
12/3/55	W 92-80	H
2/10/56	W 91-90	A
12/1/56	W 84-69	H
2/8/57	L 95-85	A
2/5/58	W 84-69	A
2/17/58	W 76-58	H
12/8/58	W 107-80	H
2/2/59	W 79-76	A

2/6/60	W 88-71	A
2/18/60	10 -- W 121-85	H
12/15/60	W 87-54	H
2/4/61	W 92-80	A
12/14/61	W 96-67	H
2/3/62	W 82-73	A
12/13/62	W 116-93	H
2/2/63	18 -- W 99-83	A
2/1/64	W 85-78	A
2/18/64	W 120-79	H
1/13/65	W 124-93	H
2/5/65	W 94-82	A
1/15/66	W 89-66	H
1/28/66	W 101-80	A
1/19/67	W 102-72	H
1/27/67	W 55-49	A
1/27/68	W 94-76	A
1/28/69	W 87-73	A
1/23/70	W 103-92	A
1/29/71	L 96-95	OT H
11/9/07	W 104-61	H
11/15/08	17/16 -- W 96-60	H

FLORIDA STATE (34-45)

Home: 27-13 Away: 8-29
Neutral: 0-2 Under Coach L: 7-6
Since rebirth in 1985: 14-21

12/19/50	W 80-61	H
1/1/52	W 93-56	H
2/11/52	W 76-73	A
2/28/52	L 73-70	N
1/9/53	W 93-65	H
2/23/53	L 81-75	A
1/9/54	W 78-61	H
2/5/54	L 76-69	A
12/20/54	L 71-66	A
2/25/55	L 86-80	H
1/7/56	L 78-76	A
2/25/56	W 91-85	H
1/12/57	W 85-77	A
2/23/57	W 98-82	H
1/18/58	L 71-70	A
2/22/58	W 86-66	H
12/19/58	W 85-79	H
1/17/59	L 93-69	A
2/28/59	W 92-85	H
1/16/60	15 -- W 93-91	A
2/27/60	9 -- W 107-89	H
1/14/61	L 89-78	A
2/25/61	W 75-73	H
1/13/62	L 65-60	A
2/24/62	L 83-80	H
1/12/63	L 77-74	OT A
2/23/63	W 99-70	H
1/11/64	L 80-78	A
2/29/64	W 82-80	H
1/9/65	L 67-66	A
3/1/65	/17 -- W 82-75	H
1/7/66	L 78-62	A
2/28/66	W 112-90	H
1/7/67	L 61-60	A
3/1/67	W 110-90	H
1/12/68	L 122-93	A
3/1/68	W 96-84	H
12/6/68	L 111-84	H
1/10/69	L 86-81	A
3/1/69	L 89-86	H
1/9/70	L 104-63	A

2/28/70	-- 9	L 112-96	H
1/8/71		L 114-106	A
2/27/71		W 100-94	H
1/20/86		W 83-75	H
2/3/86		L 90-72	A
2/4/87		W 63-57	H
2/26/87		L 108-84	A
1/18/90		W 101-97	2OT H
2/17/90		L 92-73	A
12/8/02		L 72-55	A
12/14/03		L 67-58	H
1/15/05		W 64-63	H
2/22/05		W 65-49	A
1/29/06		W 84-78	OT A
3/5/06		L 64-61	H
1/20/17		L 86-67	A
3/3/07		L 98-90	OT H
2/6/08		L 62-55	H
3/8/08		L 75-72	OT A
1/21/09		W 75-69	H
2/18/09		L 80-67	A
2/6/10		L 71-65	A
3/6/10		L 61-60	H
1/19/11		L 55-53	H
2/26/11		L 65-59	A
2/11/12	-- 15/17	L 64-59	A
2/26/12	-- 15/16	W 78-62	H
3/9/12	-- 17/17	L 82-71	N
1/27/13	25 --	W 71-47	H
2/13/13	3/4 --	W 74-68	A
1/15/14		L 63-53	H
2/10/14		W 77-73	A
2/1/15		L 54-55	A
2/25/15	23/23 --	W 81-77	H
1/9/16	12/11 --	W 72-59	H
2/14/16	12/11 --	W 67-65	A
2/1/17	-- 15/16	L 57-75	H
3/4/17	25/25 15/17	L 57-66	A

FORDHAM (1-1)

Home: 1-1 Away: 0-0
Neutral: 0-0 Under Coach L: 0-0
Since rebirth in 1985: 1-0

12/22/70		L 85-83	H
12/30/94		W 55-43	H

FORT LAUDERDALE NAS (0-1)

Home: 0-1 Away: 0-0
Neutral: 0-0 Under Coach L: 0-0
Since rebirth in 1985: 0-0

2/4/46		L 32-31	H
--------	--	---------	---

FURMAN (0-2)

Home: 0-2 Away: 0-0
Neutral: 0-0 Under Coach L: 0-0
Since rebirth in 1985: 0-0

1/4/52		L 55-53	H
1/3/55		L 91-74	H

GEORGE MASON (1-1)

Home: 0-1 Away: 1-0
Neutral: 0-0 Under Coach L: 0-0
Since rebirth in 1985: 1-1

1/1/90		W 101-91	OT A
11/23/90		L 97-91	H

ALL-TIME SERIES RESULTS

DATE / MIAMI RANK / OPPONENT RANK / RESULT / LOCATION

GEORGE WASHINGTON (1-3)

Home: 1-0 Away: 0-1
Neutral: 0-2 Under Coach L: 1-1
Since rebirth in 1985: 1-2

2/11/71	L	83-81	A
12/29/91	L	78-64	N
11/28/13	L	71-63	OT N
12/22/16	W	72-64	H

GEORGETOWN (12-19)

Home: 8-4 Away: 3-9
Neutral: 1-6 Under Coach L: 0-0
Since rebirth in 1985: 11-19

1/24/55	W	84-81	H
1/2/88	-- 18	L 82-78	H
1/7/89	-- 5	L 112-79	A
1/25/92	L	60-40	A
2/15/92	L	75-58	H
3/13/92	-- 21	L 77-64	N
1/2/93	-- 10	W 80-69	H
3/3/93	L	82-64	A
3/11/93	L	67-40	N
12/7/93	L	61-47	H
1/29/94	L	77-40	A
1/7/95	-- 12/13	L 71-64	A
2/4/95	-- 13/13	W 67-61	H
3/10/95	-- 24	L 69-58	N
1/13/96	-- 5/5	L 72-67	A
3/7/96	-- 6/6	L 92-62	N
1/4/97	W	69-67	A
1/18/97	W	68-65	OT H
3/6/97	L	63-59	N
12/6/97	W	66-56	H
3/4/98	L	62-56	N
12/30/98	W	64-63	A
2/6/99	25 --	W 71-58	H
3/4/99	9/10 --	W 65-54	H
1/15/00	L	65-61	A
2/7/00	W	77-55	H
1/2/02	21/21 23/24	W 79-71	A
3/7/02	21/21	W 84-76	OT N
2/22/03	L	74-72	H
1/31/04	L	87-80	OT H
2/7/04	L	80-64	A

GEORGIA (1-3)

Home: 1-1 Away: 0-2
Neutral: 0-0 Under Coach L: 0-0
Since rebirth in 1985: 1-2

1938-39	L	41-19	A
11/3/85	W	81-78	H
12/14/90	-- 11	L 78-60	H
12/22/92	L	69-67	A

GEORGIA SOUTHERN (1-0)

Home: 1-0 Away: 0-0
Neutral: 0-0 Under Coach L: 1-0
Since rebirth in 1985: 1-0

11/11/13	W	81-80	OT H
----------	---	-------	------

GEORGIA STATE (3-0)

Home: 2-0 Away: 1-0
Neutral: 0-0 Under Coach L: 0-0
Since rebirth in 1985: 3-0

11/29/85	W	82-72	H
12/12/97	W	80-64	H
12/18/98	W	76-55	A

GEORGIA TECH (13-8)

Home: 6-4 Away: 7-4
Neutral: 0-0 Under Coach L: 6-2
Since rebirth in 1985: 12-7

1/3/53	W	82-60	H
2/27/67	L	90-84	A
12/27/97	-- /23	L 9-61	H
1/06/05	-- 9/10	L 80-69	A
2/26/05	L	76-72	H
2/4/06	W	70-53	A
12/3/06	-- 21/25	W 90-82	H
1/12/08	25 --	W 78-68	H
2/17/08	W	64-63	A
3/4/09	L	78-68	A
2/10/10	-- 20/20	W 64-62	H
2/3/11	W	59-57	H
3/6/11	L	66-57	A
1/24/12	W	64-49	A
3/8/12	W	54-36	A
1/5/13	W	62-49	A
3/6/13	6/7 --	L 71-69	H
1/18/14	W	56-42	A
1/28/15	23/23 --	L 50-70	H
2/7/16	17/15 --	W 75-68	A
2/15/17	W	70-61	H

HARTFORD (3-1)

Home: 3-1 Away: 0-0
Neutral: 0-0 Under Coach L: 0-0
Since rebirth in 1985: 3-1

3/3/86	W	66-62	H
2/27/90	L	62-58	H
12/13/96	W	74-58	H
12/11/99	W	97-61	H

HAVANA (5-1)

Home: 5-1 Away: 0-0
Neutral: 0-0 Under Coach L: 0-0
Since rebirth in 1985: 0-0

2/3/28	W	38-14	H
1928-29	L	26-22	H
1938-39	W	38-34	H
1938-39	W	46-40	H
1/7/49	W	73-57	H
1/8/49	W	66-53	H

HAWAII (3-1)

Home: 1-0 Away: 2-1
Neutral: 0-0 Under Coach L: 1-0
Since rebirth in 1985: 1-0

12/6/67	W	102-83	A
12/7/67	L	110-76	A
1/31/69	W	84-82	H
12/22/12	W	73-58	A

HOFSTRA (1-0)

Home: 1-0 Away: 0-0
Neutral: 0-0 Under Coach L: 0-0
Since rebirth in 1985: 1-0

1/4/86	W	70-63	H
--------	---	-------	---

HOLY CROSS (1-0)

Home: 1-0 Away: 0-0
Neutral: 0-0 Under Coach L: 0-0
Since rebirth in 1985: 0-0

12/29/61	W	77-71	H
----------	---	-------	---

HOUSTON (5-9)

Home: 4-5 Away: 1-4
Neutral: 0-0 Under Coach L: 0-0
Since rebirth in 1985: 0-0

1/25/56	L	95-77	H
12/22/56	W	67-63	H
12/9/59	W	72-63	A
1/23/60	11 --	L 88-79	H
1/21/61	W	89-78	H
2/8/62	L	80-69	H
1/24/63	W	71-70	H
2/13/64	L	93-83	A
2/20/65	/t19 --	W 103-91	H
2/17/66	L	111-96	A
2/18/67	-- 7/8	L 105-86	H
2/15/68	-- 1	L 106-64	A
2/14/70	-- 13	L 118-98	A
2/20/71	L	99-93	H

HOWARD (2-1)

Home: 2-1 Away: 0-0
Neutral: 0-0 Under Coach L: 1-0
Since rebirth in 1985: 2-1

12/6/91	L	64-55	H
11/29/01	W	87-71	H
11/14/14	W	84-49	H

ILLINOIS (2-1)

Home: 1-1 Away: 0-0
Neutral: 1-0 Under Coach L: 2-0
Since rebirth in 1985: 2-0

12/28/69	L	86-76	H
3/24/13	5/4 --	W 63-59	N
12/2/14	15/15 24/25	W 70-61	H

ILLINOIS STATE (0-1)

Home: 0-0 Away: 0-0
Neutral: 0-1 Under Coach L: 0-0
Since rebirth in 1985: 0-1

12/22/99	L	87-78	N
----------	---	-------	---

INDIANA (1-0)

Home: 1-0 Away: 0-0
Neutral: 0-0 Under Coach L: 0-0
Since rebirth in 1985: 1-0

12/15/01	-- 21/24	W 58-53	H
----------	----------	---------	---

INDIANA STATE (0-1)

Home: 0-0 Away: 0-0
Neutral: 0-1 Under Coach L: 0-1
Since rebirth in 1985: 0-1

12/25/12	L	57-55	OT N
----------	---	-------	------

IPFW (1-0)

Home: 1-0 Away: 0-0
Neutral: 0-0 Under Coach L: 0-0
Since rebirth in 1985: 1-0

12/30/03	W	75-52	H
----------	---	-------	---

IONA (1-0)

Home: 0-0 Away: 1-0
Neutral: 0-0 Under Coach L: 0-0
Since rebirth in 1985: 0-0

1/7/60	14 --	W 69-67	A
--------	-------	---------	---

RECORDS

ALL-TIME SERIES RESULTS

DATE / MIAMI RANK / OPPONENT RANK / RESULT / LOCATION

IOWA STATE (0-1)

Home: 0-0 Away: 0-0
 Neutral: 0-1 Under Coach L: 0-1
 Since rebirth in 1985: 0-1
 11/25/16 -- 21/22 L 56-73 N

JACKSONVILLE NAVY (1-2)

Home: 1-0 Away: 0-2
 Neutral: 0-0 Under Coach L: 0-0
 Since rebirth in 1985: 0-0
 1941-42 W 44-18 H
 1941-42 L 46-25 A
 1941-42 L 44-37 A

JACKSONVILLE (26-7)

Home: 15-2 Away: 11-4
 Neutral: 0-0 Under Coach L: 1-0
 Since rebirth in 1985: 4-0
 12/2/57 W 89-87 H
 1/17/58 L 86-72 A
 1/16/59 W 64-62 A
 2/14/59 W 95-93 H
 12/3/59 W 106-98 H
 1/13/60 15 -- W 78-70 OT A
 1/13/61 W 93-84 OT A
 2/20/61 W 96-80 H
 12/2/61 W 93-80 H
 1/10/62 W 90-89 A
 1/9/63 W 103-91 A
 2/5/63 18 -- W 112-105 H
 1/8/64 W 97-92 A
 2/4/64 W 117-92 H
 1/7/65 W 86-82 A
 1/16/65 W 127-99 H
 1/8/66 L 71-69 A
 2/12/66 W 117-104 H
 1/6/67 W 75-70 A
 1/14/67 W 106-86 H
 1/13/68 W 72-67 A
 1/18/68 W 76-75 H
 1/11/69 W 94-87 A
 2/25/69 W 95-86 H
 1/10/70 -- 7 L 121-87 A
 3/4/70 -- 6 L 108-97 H
 1/9/71 -- 7 L 124-82 A
 3/2/71 -- 9 L 94-75 H
 12/18/96 W 74-57 H
 11/29/97 W 74-70 A
 11/12/10 W 89-77 H
 11/16/12 W 73-57 H

JEWISH PROG. ATLANTA (0-1)

Home: 0-1 Away: 0-0
 Neutral: 0-0 Under Coach L: 0-0
 Since rebirth in 1985: 0-0
 1938-39 L 39-24 H

JUNIOR C. OF C. (1-1)

Home: 1-1 Away: 0-0
 Neutral: 0-0 Under Coach L: 0-0
 Since rebirth in 1985: 0-0
 1928-29 W 25-24 H
 1928-29 L 28-23 H

KANSAS (1-3)

Home: 1-1 Away: 0-2
 Neutral: 0-0 Under Coach L: 0-0
 Since rebirth in 1985: 1-3

1/17/87 -- 20 L 82-47 A
 1/12/89 -- 12 W 87-86 H
 1/10/90 -- 1 L 100-73 H
 1/16/91 L 73-60 A

KENTUCKY (1-3)

Home: 0-1 Away: 1-2
 Neutral: 0-0 Under Coach L: 0-0
 Since rebirth in 1985: 1-2
 12/3/56 L 114-75 A
 12/5/98 -- 8/8 L 74-65 A
 12/9/00 -- 16/18 L 60-57 H
 12/6/08 21/22 -- W 73-67 A

KENTUCKY WESLEYAN (4-1)

Home: 3-1 Away: 1-0
 Neutral: 0-0 Under Coach L: 0-0
 Since rebirth in 1985: 0-0
 1/31/56 L 86-82 H
 1/24/57 W 100-95 A
 12/16/57 W 96-78 H
 1/26/59 W 69-64 H
 2/22/60 10 -- W 104-95 H

KEY WEST NAVY (1-0)

Home: 1-0 Away: 0-0
 Neutral: 0-0 Under Coach L: 0-0
 Since rebirth in 1985: 0-0
 1951-52 W 85-55 H

LAFAYETTE (4-1)

Home: 3-1 Away: 0-0
 Neutral: 1-0 Under Coach L: 0-0
 Since rebirth in 1985: 3-1
 1/11/71 W 78-75 H
 1/14/91 L 73-57 H
 3/12/99 10/12 -- W 75-54 N
 11/24/01 W 79-69 H
 11/25/06 W 98-66 H

LA SALLE (7-9)

Home: 6-3 Away: 1-6
 Neutral: 0-0 Under Coach L: 3-0
 Since rebirth in 1985: 3-0
 2/5/51 L 95-84 H
 2/6/51 W 77-75 OT H
 1/7/61 L 88-74 A
 1/25/62 L 73-61 H
 1/4/63 L 78-76 A
 1/23/64 W 121-99 H
 12/8/64 L 90-86 A
 3/5/66 W 108-102 H
 12/7/66 L 99-82 A
 1/2/68 L 92-84 H
 12/11/68 L 96-71 A
 2/17/70 W 103-96 H
 12/9/70 L 97-77 A
 1/2/13 W 76-59 H
 12/22/13 W 71-58 H
 12/22/15 13/16 -- W 95-49 A

LEHIGH (6-1)

Home: 6-0 Away: 0-0
 Neutral: 0-1 Under Coach L: 0-0
 Since rebirth in 1985: 5-1
 12/4/70 W 74-67 H
 12/27/89 L 83-59 N
 1/9/91 W 99-67 H
 12/30/96 W 68-32 H

12/27/00 W 71-52 H
 12/30/02 W 68-62 H
 12/9/06 W 79-58 H

LONG ISLAND (1-0)

Home: 1-0 Away: 0-0
 Neutral: 0-0 Under Coach L: 0-0
 Since rebirth in 1985: 1-0
 12/16/88 W 102-66 H

LOUISIANA (LAFAYETTE) (1-1)

Home: 1-0 Away: 0-0
 Neutral: 0-1 Under Coach L: 1-0
 Since rebirth in 1985: 1-1
 12/20/99 L 66-60 N
 11/16/15 W 93-77 H

UL MONROE (1-0)

Home: 1-0 Away: 0-0
 Neutral: 0-0 Under Coach L: 0-0
 Since rebirth in 1985: 1-0
 11/23/03 W 78-60 H

LSU (3-1)

Home: 1-0 Away: 1-1
 Neutral: 1-0 Under Coach L: 0-0
 Since rebirth in 1985: 1-0
 12/11/50 W 68-62 H
 12/11/52 L 86-58 A
 12/11/57 W 73-65 A
 12/27/01 24/23 -- W 68-61 N

LOUISVILLE (3-10)

Home: 3-5 Away: 0-4
 Neutral: 0-1 Under Coach L: 1-3
 Since rebirth in 1985: 1-5
 1/5/51 L 73-60 H
 12/29/52 L 84-74 H
 1/31/57 L 89-60 H
 1/30/61 -- 7 W 71-69 H
 12/6/61 L 77-59 A
 2/9/63 W 94-84 H
 12/28/65 L 85-84 OT H
 12/31/05 -- 10/10 L 58-43 N
 12/23/06 L 82-59 A
 2/3/15 -- 9/8 L 55-63 H
 2/21/15 -- 12/12 L 53-55 A
 2/27/16 12/11 11/- W 73-65 H
 2/11/17 -- 4/4 L 66-71 A

LOYOLA (MD) (1-0)

Home: 1-0 Away: 0-0
 Neutral: 0-0 Under Coach L: 1-0
 Since rebirth in 1985: 1-0
 12/30/13 W 71-48 H

LOYOLA (N.O.) (9-7)

Home: 6-3 Away: 3-4
 Neutral: 0-0 Under Coach L: 0-0
 Since rebirth in 1985: 0-0
 12/10/52 L 71-54 A
 12/10/55 W 83-82 A
 12/10/57 L 76-52 H
 1/25/58 W 89-82 H
 2/16/59 W 93-84 H
 12/12/59 W 86-70 A
 2/11/61 W 65-61 H
 2/10/62 L 113-70 H

RECORDS

ALL-TIME SERIES RESULTS

DATE / MIAMI RANK / OPPONENT RANK / RESULT / LOCATION

2/15/64	W 97-90	OT	A
2/13/65	W 115-86		H
2/19/66	L 89-76		A
2/11/67	W 68-66		H
2/17/68	L 86-84		A
2/15/69	W 89-80		H
1/31/70	L 98-84		A
2/6/71	L 107-88		H

LUBBOCK CHRISTIAN (1-0)

Home:	1-0	Away:	0-0
Neutral:	0-0	Under Coach L:	0-0
Since rebirth in 1985:	1-0		
11/21/03	W 86-66		H

MAINE (1-0)

Home:	0-0	Away:	0-0
Neutral:	1-0	Under Coach L:	0-0
Since rebirth in 1985:	1-0		
11/29/91	W 62-57		N

MANHATTAN (1-0)

Home:	1-0	Away:	0-0
Neutral:	0-0	Under Coach L:	0-0
Since rebirth in 1985:	1-0		
12/28/85	W 79-61		H

MARIST (2-1)

Home:	0-1	Away:	1-0
Neutral:	1-0	Under Coach L:	0-0
Since rebirth in 1985:	2-1		
2/1/88	W 79-76	OT	A
2/18/88	L 73-62		H
11/15/07	W 85-61		N

MARQUETTE (2-3)

Home:	2-0	Away:	0-2
Neutral:	0-1	Under Coach L:	0-1
Since rebirth in 1985:	2-3		
3/5/86	L 84-62		A
1/24/87	W 91-89	OT	H
1/16/88	L 65-51		A
1/28/89	W 106-90		H
3/28/13	5/4 15/16	L 71-61	N

MARSHALL (2-1)

Home:	1-1	Away:	0-0
Neutral:	1-0	Under Coach L:	0-0
Since rebirth in 1985:	1-0		
1941-42	L 37-33		H
2/23/71	W 89-88		H
12/27/91	W 70-55		N

MARYLAND (13-9)

Home:	10-4	Away:	1-5
Neutral:	2-0	Under Coach L:	2-2
Since rebirth in 1985:	9-5		
1/28/49	L 43-42		H
1/29/49	W 58-48		H
2/1/54	L 63-57		H
1/22/62	L 71-68		H
12/29/64	W 80-73		H
1/30/68	W 93-73		H
12/21/68	W 92-85		N
12/29/70	L 111-77		H
2/5/05	-- 22/24	W 75-73	OT H
1/7/06	-- 14/12	W 84-70	H
3/1/06		L 65-61	A
1/10/07	-- /25	W 63-58	A

3/8/07	-- 17/21	W 67-62	N
2/23/08		W 78-63	H
1/14/09		W 62-60	H
1/31/09		L 73-68	A
1/26/10		L 81-59	A
3/2/11		W 80-66	H
2/1/12		W 90-86	2OT H
2/21/12		L 75-70	A
1/13/13		W 54-47	H
1/29/14		L 74-71	A

MD-BALTIMORE COUNTY (3-0)

Home:	3-0	Away:	0-0
Neutral:	0-0	Under Coach L:	0-0
Since rebirth in 1985:	3-0		

1/11/88	W 75-56		H
11/27/89	W 91-74		H
12/9/03	W 61-52		H

MD-EASTERN SHORE (3-0)

Home:	3-0	Away:	0-0
Neutral:	0-0	Under Coach L:	0-0
Since rebirth in 1985:	3-0		

2/12/86	W 77-55		H
1/14/87	W 88-66		H
11/25/88	W 108-80		H

MASSACHUSETTS (4-0)

Home:	2-0	Away:	2-0
Neutral:	0-0	Under Coach L:	2-0
Since rebirth in 1985:	4-0		

12/12/04	W 80-53		H
1/2/07	W 72-71		A
12/3/11	W 83-75		H
12/1/12	W 75-62		A

MCDILL FIELD (2-0)

Home:	0-0	Away:	2-0
Neutral:	0-0	Under Coach L:	0-0
Since rebirth in 1985:	0-0		

2/19/46	W 54-50		A
1/31/48	W 67-48		A

MCNEESE STATE (1-0)

Home:	1-0	Away:	0-0
Neutral:	0-0	Under Coach L:	0-0
Since rebirth in 1985:	1-0		

11/24/10	W 79-59		H
----------	---------	--	---

MEMPHIS (5-8)

Home:	3-2	Away:	2-5
Neutral:	0-1	Under Coach L:	0-1
Since rebirth in 1985:	3-5		

1/4/56	L 79-71		N
1/18/64	W 78-69		H
2/15/66	L 86-72		A
2/2/67	W 88-63		H
2/13/68	L 67-44		A
1/21/91	L 80-72		A
2/11/91	L 83-82		OT H
12/22/97	W 65-57		A
12/22/98	W 80-64		A
12/4/99	L 82-72		A
12/21/00	W 66-57		H
11/15/10	-- 19/19	L 72-68	A
12/6/11	-- 21/20	L 71-54	H

Formerly Memphis State University

MERCER (1-1)

Home:	1-0	Away:	0-1
Neutral:	0-0	Under Coach L:	0-0
Since rebirth in 1985:	1-0		

1938-39	L 56-37		A
2/3/90	W 53-47		H

MIAMI BEACH (1-0)

Home:	1-0	Away:	0-0
Neutral:	0-0	Under Coach L:	0-0
Since rebirth in 1985:	0-0		

1928-29	W 66-18		H
---------	---------	--	---

MIAMI BEACH ALL-STARS (1-0)

Home:	1-0	Away:	0-0
Neutral:	0-0	Under Coach L:	0-0
Since rebirth in 1985:	0-0		

12/3/52	W 70-45		H
---------	---------	--	---

MIAMI BEACH CANOE CLUB (2-0)

Home:	2-0	Away:	0-0
Neutral:	0-0	Under Coach L:	0-0
Since rebirth in 1985:	0-0		

2/21/28	W 52-21		H
2/23/28	W 18-9		H

MIAMI (OHIO) (5-4)

Home:	4-2	Away:	1-1
Neutral:	0-1	Under Coach L:	0-0
Since rebirth in 1985:	0-1		

1/17/47	L 60-44		A
1/10/55	L 75-73		H
12/30/58	L 89-87	OT	H
12/21/59	W 83-78		A
1/4/61	W 102-100	2OT	H
12/28/61	W 83-73		H
2/2/65	-- 20	W 100-85	H
2/22/69	W 74-68		H
12/27/90	L 101-99	2OT	N

MICHIGAN (0-4)

Home:	0-0	Away:	0-3
Neutral:	0-1	Under Coach L:	0-0
Since rebirth in 1985:	0-4		

11/27/87	-- 9	L 109-76	N
3/13/97		L 76-63	A
11/29/05		L 74-53	A
3/22/06		L 71-65	A

MICHIGAN STATE (1-1)

Home:	1-0	Away:	0-0
Neutral:	0-1	Under Coach L:	1-1
Since rebirth in 1985:	1-1		

11/28/12	-- 13/14	W 67-59	H
3/17/17	-- --	L 58-78	N

MINNESOTA (1-1)

Home:	1-1	Away:	0-0
Neutral:	0-0	Under Coach L:	0-1
Since rebirth in 1985:	1-1		

12/2/09	W 63-58		H
3/19/12	L 78-60		H

RECORDS

ALL-TIME SERIES RESULTS

DATE / MIAMI RANK / OPPONENT RANK / RESULT / LOCATION

MISSISSIPPI (3-1)

Home: 3-0 Away: 0-1
 Neutral: 0-0 Under Coach L: 0-1
 Since rebirth in 1985: 1-1
 12/21/49 W 82-67 H
 12/22/49 W 55-43 H
 11/30/10 W 86-73 H
 11/25/11 (OT) L 64-61 A

MISSISSIPPI COLLEGE (1-0)

Home: 1-0 Away: 0-0
 Neutral: 0-0 Under Coach L: 0-0
 Since rebirth in 1985: 0-0
 1/19/56 W 89-84 H

MISSISSIPPI STATE (3-2)

Home: 0-1 Away: 1-0
 Neutral: 2-1 Under Coach L: 1-0
 Since rebirth in 1985: 3-1
 12/13/57 L 66-64 N
 12/28/90 W 74-67 N
 12/11/06 L 70-52 H
 12/13/07 W 64-58 A
 11/19/15 W 105-79 N

MISSOURI (0-1)

Home: 0-0 Away: 0-0
 Neutral: 0-1 Under Coach L: 0-0
 Since rebirth in 1985: 0-1
 3/14/02 21/21 -- L 93-80 N

MISSOURI STATE (1-0)

Home: 1-0 Away: 0-0
 Neutral: 0-0 Under Coach L: 0-0
 Since rebirth in 1985: 1-0
 3/21/11 W 81-72 H

MONMOUTH (1-1)

Home: 1-1 Away: 0-0
 Neutral: 0-0 Under Coach L: 0-0
 Since rebirth in 1985: 1-1
 2/4/88 L 64-62 OT H
 11/23/99 /24 -- W 67-46 H

MOREHEAD STATE (4-3)

Home: 3-2 Away: 1-1
 Neutral: 0-0 Under Coach L: 0-0
 Since rebirth in 1985: 0-0
 1/18/47 W 61-56 A
 2/20/56 L 102-89 H
 2/23/59 W 102-85 H
 2/23/61 W 85-70 H
 12/4/61 L 107-81 A
 2/1/69 W 92-91 OT H
 2/1/71 L 76-75 H

MORGAN STATE (2-0)

Home: 2-0 Away: 0-0
 Neutral: 0-0 Under Coach L: 0-0
 Since rebirth in 1985: 2-0
 11/19/05 W 83-51 H
 11/24/07 W 55-51 H

MOUNT ST. MARY'S (1-0)

Home: 0-0 Away: 1-0
 Neutral: 0-0 Under Coach L: 0-0
 Since rebirth in 1985: 0-0
 12/8/66 W 86-83 A

MUFFETS (2-0)

Home: 2-0 Away: 0-0
 Neutral: 0-0 Under Coach L: 0-0
 Since rebirth in 1985: 0-0
 12/14/48 W 69-51 H
 12/6/49 W 78-37 H

MURRAY STATE (2-1)

Home: 1-1 Away: 1-0
 Neutral: 0-0 Under Coach L: 0-0
 Since rebirth in 1985: 0-0
 1/30/53 L 69-65 H
 12/14/59 W 92-80 H
 12/8/61 W 69-67 A

NAVY (0-1)

Home: 0-0 Away: 0-0
 Neutral: 0-1 Under Coach L: 0-0
 Since rebirth in 1985: 0-1
 2/7/87 L 78-62 N

NAVY REC. BARRACKS (0-1)

Home: 0-1 Away: 0-0
 Neutral: 0-0 Under Coach L: 0-0
 Since rebirth in 1985: 0-0
 1/16/46 L 46-43 H

NEBRASKA (2-4)

Home: 1-2 Away: 1-2
 Neutral: 0-0 Under Coach L: 1-1
 Since rebirth in 1985: 1-3
 11/30/51 W 70-60 H
 12/18/71 L 85-58 A
 12/16/00 L 72-64 H
 12/30/06 L 82-67 H
 12/4/13 L 60-49 A
 12/1/15 21 -- W 77-72 OT A

NEVADA (1-1)

Home: 0-0 Away: 1-1
 Neutral: 0-0 Under Coach L: 0-0
 Since rebirth in 1985: 0-0
 12/14/63 W 81-78 OT A
 12/11/66 L 89-79 A

NEW HAMPSHIRE (1-0)

Home: 1-0 Away: 0-0
 Neutral: 0-0 Under Coach L: 0-0
 Since rebirth in 1985: 1-0
 11/23/02 W 93-58 H

NEW MEXICO (0-2)

Home: 0-1 Away: 0-1
 Neutral: 0-0 Under Coach L: 0-0
 Since rebirth in 1985: 0-2
 1/29/87 L 87-78 A
 2/1/89 L 110-93 H

NEW ORLEANS (0-2)

Home: 0-1 Away: 0-1
 Neutral: 0-0 Under Coach L: 0-0
 Since rebirth in 1985: 0-2
 1/7/86 L 64-57 A
 2/15/86 L 85-75 H

NEW YORK UNIVERSITY (1-1)

Home: 1-1 Away: 0-0
 Neutral: 0-0 Under Coach L: 0-0
 Since rebirth in 1985: 0-0
 12/29/54 L 74-67 H
 12/28/67 W 102-91 H

NIAGARA (1-0)

Home: 0-0 Away: 1-0
 Neutral: 0-0 Under Coach L: 0-0
 Since rebirth in 1985: 0-0
 12/10/64 W 74-67 A

NORFOLK STATE (2-0)

Home: 2-0 Away: 0-0
 Neutral: 0-0 Under Coach L: 1-0
 Since rebirth in 1985: 2-0
 1/2/05 W 76-58 H
 2/1/14 W 64-49 H

NORTH CAROLINA (2-1)

Home: 3-8 Away: 3-10
 Neutral: 1-3 Under Coach L: 5-5
 Since rebirth in 1985: 7-19
 1/13/50 L 55-53 H
 1/14/50 L 66-51 H
 12/6/86 -- 1 L 122-77 A
 2/5/90 -- 25 L 87-74 A
 12/18/99 -- 7/9 L 78-68 N
 12/4/00 -- 14/12 L 67-45 A
 1/4/03 W 64-61 OT H
 1/7/04 -- 12/13 L 89-64 A
 1/22/05 -- 6/6 L 87-67 A
 1/14/06 -- 20/20 W 81-70 A
 2/12/06 -- 23/24 L 80-70 H
 1/31/07 -- 3/3 L 105-64 A
 1/23/08 -- 5/4 L 98-82 H
 1/17/09 -- 5/6 L 82-65 A
 2/15/09 -- 3/3 L 69-65 H
 3/2/10 L 69-62 A
 1/26/11 L 74-71 H
 3/11/11 -- 6/7 L 61-59 N
 1/10/12 -- 3/3 L 73-56 A
 2/15/12 -- 8/7 L 73-64 H
 1/10/13 W 68-59 A
 2/9/13 8/11 -- W 87-61 H
 3/17/13 9/10 -- W 87-77 N
 1/8/14 W 63-57 A
 2/28/15 -- 15/18 L 64-73 H
 2/20/16 11/10 5/4 L 96-71 A
 1/28/17 -- 9/6 W 77-62 H
 3/9/17 -- 6/6 L 53-78 N

NORTH CAROLINA A&T (4-0)

Home: 4-0 Away: 0-0
 Neutral: 0-0 Under Coach L: 0-0
 Since rebirth in 1985: 4-0
 12/22/03 W 81-62 H
 11/22/05 W 87-62 H
 12/23/07 22/22 -- W 95-64 H
 12/21/09 W 80-59 H

UNC ASHEVILLE (1-0)

Home: 1-0 Away: 0-0
 Neutral: 0-0 Under Coach L: 0-0
 Since rebirth in 1985: 1-0
 12/1/93 W 82-60 H

RECORDS

ALL-TIME SERIES RESULTS

DATE / MIAMI RANK / OPPONENT RANK / RESULT / LOCATION

NC CENTRAL (4-0)

Home: 4-0 Away: 0-0
 Neutral: 0-0 Under Coach L: 1-0
 Since rebirth in 1985: 4-0
 1/3/09 W 76-42 H
 11/14/09 W 83-53 H
 11/19/10 W 88-65 H
 3/17/15 W 75-71 H

UNC GREENSBORO (2-0)

Home: 1-0 Away: 1-0
 Neutral: 0-0 Under Coach L: 1-0
 Since rebirth in 1985: 2-0
 2/15/11 W 78-58 A
 1/2/12 W 99-89 H

NC STATE (10-12)

Home: 5-4 Away: 3-7
 Neutral: 2-1 Under Coach L: 6-5
 Since rebirth in 1985: 10-11
 1939-40 L 46-35 A
 1/09/05 -- /24 W 67-66 H
 12/18/05 -- 21/19 L 81-69 A
 2/8/06 -- 16/15 L 86-77 2OT H
 2/10/07 W 80-65 H
 1/19/08 21/24 -- L 79-77 OT A
 3/13/08 W 63-50 N
 1/27/09 L 84-81 OT A
 3/7/09 W 72-64 H
 2/27/10 L 71-66 H
 1/23/11 L 72-70 A
 1/22/12 L 78-73 H
 2/29/12 L 77-73 A
 2/2/13 14/15 19/19 W 79-78 A
 3/16/13 9/10 -- W 81-71 N
 2/8/14 L 56-55 H
 3/1/14 W 80-65 A
 3/13/14 L 67-58 N
 1/22/15 W 65-60 H
 1/30/16 15/13 L 85-69 A
 12/31/16 W 81-63 H
 2/4/17 W 84-79 A

UNC WILMINGTON (1-1)

Home: 0-1 Away: 0-0
 Neutral: 1-0 Under Coach L: 0-0
 Since rebirth in 1985: 1-1
 12/29/92 L 88-73 H
 11/20/09 W 67-60 N

NORTH FLORIDA (4-0)

Home: 3-0 Away: 1-0
 Neutral: 0-0 Under Coach L: 2-0
 Since rebirth in 1985: 4-0
 12/20/0722/22 -- W 85-63 H
 12/31/08 W 94-41 H
 11/19/11 W 75-62 H
 11/16/16 W 94-56 A

NORTHEASTERN (3-0)

Home: 3-0 Away: 0-0
 Neutral: 0-0 Under Coach L: 1-0
 Since rebirth in 1985: 3-0
 1/31/91 W 79-63 H
 11/25/00 W 92-86 H
 11/27/15 15/19 -- L 78-77 H

NORTHEASTERN ILLINOIS (2-0)

Home: 2-0 Away: 0-0
 Neutral: 0-0 Under Coach L: 0-0
 Since rebirth in 1985: 2-0
 11/25/94 W 66-48 H
 11/24/95 W 81-58 H

NORTHERN IOWA (1-0)

Home: 1-0 Away: 0-0
 Neutral: 0-0 Under Coach L: 0-0
 Since rebirth in 1985: 1-0
 11/27/98 W 78-69 H

NORTHWESTERN (0-1)

Home: 0-0 Away: 0-1
 Neutral: 0-0 Under Coach L: 0-0
 Since rebirth in 1985: 0-1
 11/28/06 L 61-59 A

NOTRE DAME (10-11)

Home: 5-5 Away: 4-5
 Neutral: 1-1 Under Coach L: 3-3
 Since rebirth in 1985: 10-11
 2/22/86 -- 14 L 126-73 H
 3/5/87 -- 20 L 65-49 A
 1/27/90 L 107-60 A
 1/12/91 L 60-52 H
 1/23/96 W 72-64 H
 2/28/96 W 71-59 A
 2/25/97 L 69-60 A
 2/14/98 W 66-57 H
 2/22/98 W 65-59 A
 1/9/99 L 71-68 H
 1/25/00 W 63-49 A
 2/26/00 W 55-52 H
 3/9/00 23 -- W 61-58 N
 2/23/02 17/13 L 90-77 H
 1/28/04 L 72-62 A
 2/19/14 W 71-64 H
 1/17/15 -- 12/12 L 70-75 A
 3/12/15 -- 11/9 L 63-70 N
 2/3/16 17/15 -- W 79-70 H
 3/2/16 7 -- W 68-50 A
 1/12/17 20/20 L 62-67 H

NOVA SOUTHEASTERN (1-0)

Home: 1-0 Away: 0-0
 Neutral: 0-0 Under Coach L: 0-0
 Since rebirth in 1985: 1-0
 11/16/09 W 108-58 H

OHIO STATE (2-2)

Home: 1-2 Away: 0-0
 Neutral: 1-0 Under Coach L: 0-0
 Since rebirth in 1985: 2-1
 12/21/53 L 106-81 H
 12/27/98 W 72-64 H
 3/19/00 23/25 8/8 W 75-62 N
 12/2/08 21/22 -- L 73-68 H

OHIO UNIVERSITY (1-1)

Home: 1-1 Away: 0-0
 Neutral: 0-0 Under Coach L: 0-0
 Since rebirth in 1985: 0-0
 12/18/65 W 105-100 H
 12/30/69 -- 5 L 99-74 H

OKLAHOMA CITY (5-4)

Home: 5-2 Away: 0-1
 Neutral: 1-0 Under Coach L: 0-0
 Since rebirth in 1985: 0-0
 2/10/58 W 83-66 H
 1/29/60 11 -- W 97-84 H
 1/6/62 L 118-113 OT H
 1/30/65 W 115-92 H
 1/10/67 W 111-109 H
 2/26/70 L 91-90 H
 12/19/70 L 94-91 OT N
 1/2/71 W 90-87 H
 1/22/71 L 88-75 A

OKLAHOMA STATE (1-0)

Home: 1-0 Away: 0-0
 Neutral: 0-0 Under Coach L: 0-0
 Since rebirth in 1985: 1-0
 3/15/06 W 62-59 H

OLD DOMINION (1-0)

Home: 0-0 Away: 0-0
 Neutral: 1-0 Under Coach L: 0-0
 Since rebirth in 1985: 1-0
 12/26/88 W 77-76 N

ORAL ROBERTS (2-1)

Home: 1-0 Away: 0-1
 Neutral: 1-0 Under Coach L: 0-0
 Since rebirth in 1985: 2-1
 11/28/88 W 108-103 H
 2/25/89 L 99-92 A
 12/21/10 W 69-56 N

OREGON STATE (0-1)

Home: 0-1 Away: 0-0
 Neutral: 0-0 Under Coach L: 0-0
 Since rebirth in 1985: 0-0
 12/1/69 L 86-81 H

PACIFIC (1-0)

Home: 0-0 Away: 0-0
 Neutral: 1-0 Under Coach L: 1-0
 Since rebirth in 1985: 1-0
 3/22/13 5/4 -- W 78-49 N

PENN STATE (0-4)

Home: 0-2 Away: 0-2
 Neutral: 0-0 Under Coach L: 0-0
 Since rebirth in 1985: 0-4
 11/29/86 L 74-61 H
 11/27/90 L 93-67 A
 1/25/91 L 69-57 H
 3/15/95 L 62-56 A

PENNSYLVANIA (6-3)

Home: 5-3 Away: 0-0
 Neutral: 1-0 Under Coach L: 1-0
 Since rebirth in 1985: 3-0
 1/2/48 L 53-46 H
 12/29/49 W 64-62 H
 12/30/49 W 53-51 H
 12/29/51 L 89-64 H
 12/28/53 L 67-54 H
 12/27/66 W 82-78 H
 12/28/88 W 102-69 N
 1/2/08 W 88-62 H
 11/19/16 W 74-62 H

RECORDS

ALL-TIME SERIES RESULTS

DATE / MIAMI RANK / OPPONENT RANK / RESULT / LOCATION

PENSACOLA NAS (2-0)

Home: 2-0 Away: 0-0
 Neutral: 0-0 Under Coach L: 0-0
 Since rebirth in 1985: 0-0
 2/14/47 W 69-50 H
 2/15/47 W 64-36 H

PEPPERDINE (2-1)

Home: 1-0 Away: 1-1
 Neutral: 0-0 Under Coach L: 0-0
 Since rebirth in 1985: 2-0
 12/13/69 L 93-90 OT A
 1/3/10 W 86-63 A
 12/30/10 W 94-59 H

PI CHI (2-0)

Home: 0-0 Away: 0-0
 Neutral: 2-0 Under Coach L: 0-0
 Since rebirth in 1985: 0-0
 1939-40 W 42-29 N
 1940-41 W 45-27 N

PITTSBURGH (19-18)

Home: 11-7 Away: 7-10
 Neutral: 1-1 Under Coach L: 3-1
 Since rebirth in 1985: 12-14
 12/26/47 W 43-40 A
 12/21/48 W 58-52 H
 12/22/48 L 80-48 H
 1/18/51 L 81-56 A
 2/9/55 L 78-72 H
 12/12/58 L 69-65 A
 12/28/62 W 86-85 H
 12/5/64 W 85-71 A
 1/6/68 W 100-84 H
 12/27/68 W 72-70 H
 12/5/69 W 85-67 A
 1/29/92 L 82-52 A
 2/4/92 L 77-55 H
 3/12/92 W 83-71 N
 1/6/93 -- 24 L 85-78 A
 1/23/93 -- 20 L 86-84 H
 1/12/94 L 83-55 A
 2/1/94 L 80-71 H
 2/18/95 L 67-61 A
 2/25/95 W 76-68 OT H
 1/20/96 W 66-57 H
 1/8/97 L 76-72 A
 2/5/97 W 78-63 H
 1/3/98 W 73-65 A
 1/30/99 23/25 -- L 60-54 A
 2/23/99 11/13 -- W 85-52 H
 2/1/00 W 64-60 H
 2/31/00 W 74-66 A
 1/8/01 L 62-51 A
 3/7/01 L 78-69 A
 1/15/02 24/20 -- W 76-69 OT H
 3/8/02 21/21 7/7 L 76-71 N
 1/10/04 -- 1/10 L 84-80 2OT H
 2/5/14 -- 25/22 L 59-55 OT H
 3/04/15 W 67-63 A
 2/9/16 12/11 -- W 65-63 H
 1/14/17 W 72-46 A

PONCE DE LEON (0-1)

Home: 0-1 Away: 0-0
 Neutral: 0-0 Under Coach L: 0-0
 Since rebirth in 1985: 0-0
 1928-29 L 12-11 H

PRINCETON (2-1)

Home: 2-1 Away: 0-0
 Neutral: 0-0 Under Coach L: 1-0
 Since rebirth in 1985: 1-0
 12/28/48 W 37-35 H
 12/29/48 L 62-55 2OT H
 12/29/15 13/15 -- W 76-64 H

PROVIDENCE (15-16)

Home: 7-6 Away: 7-8
 Neutral: 1-2 Under Coach L: 0-1
 Since rebirth in 1985: 14-15
 12/8/62 W 82-75 A
 3/19/63 L 106-96 N
 1/20/87 L 92-88 H
 1/27/88 W 83-77 A
 1/24/89 -- 20 L 106-91 H
 2/21/90 L 101-67 A
 2/12/92 L 73-51 H
 3/7/92 L 62-57 A
 1/19/93 W 75-66 H
 2/16/93 L 75-60 A
 1/8/94 L 81-59 A
 2/26/94 L 88-60 H
 1/18/95 W 81-75 A
 2/11/95 W 69-63 H
 2/14/96 L 77-54 A
 1/15/97 W 71-69 H
 2/4/98 W 64-54 H
 2/18/98 L 59-57 A
 2/13/99 16/21 -- W 69-65 A
 2/16/00 L 47-45 H
 1/16/01 W 78-64 A
 1/20/01 L 80-70 H
 1/19/02 24/20 -- W 102-96 OT H
 2/26/02 22/18 -- W 81-65 A
 1/29/03 W 60-57 H
 2/18/03 L 73-63 A
 2/21/04 -- 19/17 L 70-57 A
 1/18/07 W 64-58 N
 3/18/09 W 78-66 A
 12/22/14 L 62-76 N

PURDUE (0-3)

Home: 0-0 Away: 0-1
 Neutral: 0-2 Under Coach L: 0-1
 Since rebirth in 1985: 0-3
 12/30/87 -- 11 L 110-82 N
 3/14/99 10/12 -- L 73-63 N
 1/29/11 L 76-65 A

QUINNIPIAC (1-0)

Home: 1-0 Away: 0-0
 Neutral: 0-0 Under Coach L: 0-0
 Since rebirth in 1985: 1-0
 12/29/99 W 80-66 H

RADFORD (1-0)

Home: 0-0 Away: 0-0
 Neutral: 1-0 Under Coach L: 0-0
 Since rebirth in 1985: 1-0
 1/10/87 W 66-62 N

REDLAND (1-0)

Home: 1-0 Away: 0-0
 Neutral: 0-0 Under Coach L: 0-0
 Since rebirth in 1985: 0-0
 1928-29 W 42-11 H

RHODE ISLAND (4-1)

Home: 3-0 Away: 1-0
 Neutral: 0-1 Under Coach L: 0-0
 Since rebirth in 1985: 0-1
 1/3/62 W 80-70 H
 12/6/62 W 88-80 A
 1/4/64 W 105-88 H
 1/5/70 W 105-95 H
 11/25/03 L 54-53 N

RICE (1-0)

Home: 0-0 Away: 0-0
 Neutral: 1-0 Under Coach L: 0-0
 Since rebirth in 1985: 1-0
 12/22/10 W 73-67 N

RICHMOND (1-0)

Home: 0-0 Away: 1-0
 Neutral: 0-0 Under Coach L: 1-0
 Since rebirth in 1985: 1-0
 3/24/15 W 63-61 A

RIDER (1-0)

Home: 1-0 Away: 0-0
 Neutral: 0-0 Under Coach L: 0-0
 Since rebirth in 1985: 1-0
 12/18/85 W 81-58 H

RIO GRANDE (0-1)

Home: 0-1 Away: 0-0
 Neutral: 0-0 Under Coach L: 0-0
 Since rebirth in 1985: 0-0
 12/19/53 L 89-88 H

ROBERT MORRIS (2-0)

Home: 2-0 Away: 0-0
 Neutral: 0-0 Under Coach L: 0-0
 Since rebirth in 1985: 2-0
 11/30/94 W 66-51 H
 12/14/08 /25 -- W 70-62 H

ROLLINS (36-13)

Home: 20-4 Away: 16-9
 Neutral: 0-0 Under Coach L: 0-0
 Since rebirth in 1985: 0-0
 1/14/28 W 52-15 H
 1/23/28 L 32-21 A
 1928-29 W 34-15 H
 1928-29 W 34-13 A
 1930-31 L 32-22 H
 1930-31 W 41-39 H
 1930-31 L 39-36 A
 1930-31 L 26-22 A
 1938-39 W 48-29 H
 1938-39 L 49-45 H
 1938-39 W 52-39 A
 1938-39 L 42-28 A
 1939-40 L 51-50 H
 1939-40 L 38-25 H
 1939-40 L 56-49 A
 1939-40 W 50-49 A
 1940-41 W 55-29 H
 1940-41 W 57-41 H
 1940-41 W 44-35 A
 2/11/50 W 70-54 A
 12/7/50 L 59-58 A
 1/10/51 W 79-54 H
 12/15/51 L 78-63 A

RECORDS

ALL-TIME SERIES RESULTS

DATE / MIAMI RANK / OPPONENT RANK / RESULT / LOCATION

2/15/52		W 98-61	H
2/5/53		W 68-60	A
2/12/53		W 95-69	H
2/4/54		L 85-71	A
1/8/55		W 93-76	H
2/12/55		W 77-69	A
1/21/56		W 86-72	H
2/9/56		W 89-82	A
1/19/57		W 63-51	H
2/7/57		W 93-86	A
1/13/58		W 90-71	H
1/30/58		L 72-68	A
12/3/58		W 104-87	H
2/6/59		W 84-81	A
12/1/59		W 110-86	H
2/2/60	11 --	W 90-79	A
12/1/60		W 80-62	A
2/1/61		W 103-75	H
1/31/62		W 89-67	A
2/19/62		W 92-54	H
1/30/63	18 --	W 120-72	A
2/12/63		W 144-75	H
12/19/63		W 108-90	H
1/28/64		W 127-85	A
1/23/65	/1-19 --	W 128-95	A
2/23/65	/17	W 148-79	H

RUTGERS (10-5)

Home:	6-0	Away:	3-5
Neutral:	1-0	Under Coach L:	2-0
Since rebirth in 1985: 10-5			
1/3/89		W 99-94	OT A
2/25/96		L 71-55	A
3/6/96		W 77-67	N
2/2/97		L 60-59	A
2/8/97		W 53-50	H
12/2/97		W 63-55	H
1/13/99		W 74-62	A
2/27/99	11/13 --	W 68-63	H
2/5/00		W 58-52	A
2/17/02	13/11 --	L 64-61	A
1/21/04		W 73-63	H
2/4/04		L 72-70	OT A
11/21/10		L 61-45	A
11/15/11		W 72-57	H
11/30/16		W 73-61	H

SACRED HEART (1-0)

Home:	1-0	Away:	0-0
Neutral:	0-0	Under Coach L:	0-0
Since rebirth in 1985: 1-0			
1/2/06		W 63-57	H

ST. FRANCIS BROOKLYN (1-1)

Home:	0-1	Away:	0-0
Neutral:	1-0	Under Coach L:	0-1
Since rebirth in 1985: 0-1			
3/16/63		W 71-70	N
11/8/13		L 66-62	OT H

ST. FRANCIS (PA) (2-0)

Home:	2-0	Away:	0-0
Neutral:	0-0	Under Coach L:	0-0
Since rebirth in 1985: 2-0			
1/5/87		W 85-82	H
12/30/01/24/23	--	W 71-48	H

ST. JOHN'S (14-16)

Home:	8-6	Away:	5-9
Neutral:	1-1	Under Coach L:	0-0
Since rebirth in 1985: 13-14			
1/3/63		W 67-59	A
12/12/64	-- 10/13	L 79-77	H
2/25/67	-- 17	L 97-70	A
1/4/92		L 83-69	A
1/14/92	-- 17	W 45-42	H
1/16/93		L 78-74	A
2/20/93	-- 25	W 82-77	H
1/22/94		L 75-63	H
2/8/94		L 78-63	A
1/11/95		W 82-79	A
2/13/95		W 71-69	H
2/20/96		W 96-91	2OT H
12/3/96		L 61-57	H
2/22/97		L 77-73	A
3/5/97		W 76-68	OT N
1/13/98		L 73-64	A
1/6/99	-- 10/9	W 84-79	H
2/3/99	25 9/10	W 73-70	A
3/5/99	-- 9/10	L 62-59	H
3/5/00	9/10 18/21	W 74-70	H
3/10/00	23 19/20	L 58-57	N
1/22/01		L 67-63	OT A
2/10/01		L 85-79	2OT H
1/8/02	21/20	L 71-60	A
2/13/02	13/11	W 79-56	H
2/2/03		L 77-74	A
3/8/03		L 76-73	H
1/14/04		W 70-64	A
12/2/07		W 66-47	H
12/27/08		W 70-56	A

ST. JOSEPH'S (PA) (1-3)

Home:	1-0	Away:	0-2
Neutral:	0-1	Under Coach L:	0-0
Since rebirth in 1985: 1-1			
1/20/51		L 58-47	A
3/12/64		L 86-76	N
1/3/91		L 92-79	A
2/6/91		W 87-64	H

ST. LOUIS (0-2)

Home:	0-0	Away:	0-0
Neutral:	0-2	Under Coach L:	0-0
Since rebirth in 1985: 0-1			
3/16/61		L 58-56	N
12/23/88		L 86-71	N

ST. MARY'S (CA) (5-0)

Home:	4-0	Away:	1-0
Neutral:	0-0	Under Coach L:	0-0
Since rebirth in 1985: 1-0			
12/12/63		W 101-86	A
12/15/64		W 89-77	H
12/4/67		W 77-70	H
12/19/69		W 91-84	H
3/21/08		W 78-64	N

ST. PETER'S (1-0)

Home:	1-0	Away:	0-0
Neutral:	0-0	Under Coach L:	0-0
Since rebirth in 1985: 0-0			
1/19/63		W 91-75	H

ST. THOMAS (2-0)

Home:	2-0	Away:	0-0
Neutral:	0-0	Under Coach L:	0-0
Since rebirth in 1985: 1-0			
12/3/69		W 62-60	H
12/17/87		W 71-47	H
Formerly Biscayne College			

SAM HOUSTON STATE (1-0)

Home:	1-0	Away:	0-0
Neutral:	0-0	Under Coach L:	0-0
Since rebirth in 1985: 1-0			
12/17/93		W 73-58	H

SAN DIEGO (1-0)

Home:	0-0	Away:	0-0
Neutral:	1-0	Under Coach L:	0-0
Since rebirth in 1985: 1-0			
11/24/08 2/2/21	--	W 80-45	N

SAN DIEGO STATE (1-1)

Home:	0-1	Away:	1-0
Neutral:	0-0	Under Coach L:	0-0
Since rebirth in 1985: 1-1			
1/31/87		W 83-82	OT A
2/6/88		L 56-49	H

SAN FRANCISCO (2-1)

Home:	1-0	Away:	1-1
Neutral:	0-0	Under Coach L:	0-0
Since rebirth in 1985: 0-0			
12/8/60		W 68-56	A
12/17/63		W 95-83	H
12/9/65	-- 11	L 105-89	A

SANTA CLARA (0-3)

Home:	0-0	Away:	0-3
Neutral:	0-0	Under Coach L:	0-0
Since rebirth in 1985: 0-0			
12/6/60		L 66-65	A
12/10/63		L 86-77	A
12/7/65		L 78-74	A

SAVANNAH STATE (5-0)

Home:	4-0	Away:	1-0
Neutral:	0-0	Under Coach L:	2-0
Since rebirth in 1985: 5-0			
3/2/89		W 107-98	H
11/30/02		W 91-57	H
1/3/04		W 105-65	H
12/19/13		W 68-51	A
12/08/14 20/21	--	W 70-39	H

SEBRING A.C. (1-0)

Home:	0-0	Away:	1-0
Neutral:	0-0	Under Coach L:	0-0
Since rebirth in 1985: 0-0			
2/16/28		W 36-23	A

SEBRING FIREMEN (1-0)

Home:	0-0	Away:	1-0
Neutral:	0-0	Under Coach L:	0-0
Since rebirth in 1985: 0-0			
1930-31		W 38-35	A

RECORDS

ALL-TIME SERIES RESULTS

DATE / MIAMI RANK / OPPONENT RANK / RESULT / LOCATION

SETON HALL (8-15)

Home: 5-7 Away: 3-6
Neutral: 0-2 Under Coach L: 0-0

Since rebirth in 1985: 7-13

12/29/56		L 92-80	H
12/29/69		L 93-90	H
1/4/71		W 89-81	H
1/7/92	-- 18	L 64-52	A
3/4/92	-- 22	L 90-82	OT H
12/7/92	-- 6	L 65-56	A
2/23/93	-- 14	L 85-73	H
1/26/94		L 77-48	H
2/19/94		L 85-63	A
3/10/94		L 69-51	N
1/2/95		L 72-54	A
2/22/95		W 61-57	H
12/2/95		W 80-70	H
1/10/96		L 66-63	A
2/10/97		W 61-51	A
12/31/97		W 78-65	A
2/24/98		L 76-71	H
1/27/99	23/25 --	W 77-71	H
1/11/00		W 71-64	A
2/1/01	-- 22/25	W 72-66	H
1/18/03		L 76-53	A
3/12/03		L 67-52	N
2/24/04		L 76-66	H

7TH NAVAL DISTRICT (0-1)

Home: 0-1 Away: 0-0
Neutral: 0-0 Under Coach L: 0-0

Since rebirth in 1985: 0-0

1/17/46		L 53-19	H
---------	--	---------	---

SHENANDOAH PRESB. (1-0)

Under Coach L: 0-0
Since rebirth in 1985: 0-0
1940-41 W 50-36

SOUTH ALABAMA (1-0)

Home: 1-0 Away: 0-0
Neutral: 0-0 Under Coach L: 1-0

Since rebirth in 1985: 1-0

11/28/14	17/20 --	W 87-75	H
----------	----------	---------	---

SOUTH CAROLINA (6-3)

Home: 5-2 Away: 0-1
Neutral: 1-0 Under Coach L: 0-0

Since rebirth in 1985: 1-2

12/17/48		W 59-40	H
12/18/48		W 65-64	H
12/14/49		W 64-54	H
12/15/49		W 57-56	H
2/5/55		L 83-77	H
1/2/60	15 --	W 107-106	OT H
12/5/87		L 76-63	H
3/15/05		L 69-67	A
11/22/09		W 85-70	N

SOUTH CAROLINA STATE (2-1)

Home: 2-1 Away: 0-0
Neutral: 0-0 Under Coach L: 1-0

Since rebirth in 1985: 2-1

11/23/04		L 60-50	H
12/12/09		W 91-54	H
12/6/16		W 82-46	H

SOUTH CAROLINA UPSTATE (1-0)

Home: 1-0 Away: 0-0
Neutral: 0-0 Under Coach L: 0-0

Since rebirth in 1985: 1-0

11/28/09		W 70-41	H
----------	--	---------	---

SOUTH FLORIDA (6-2)

Home: 4-0 Away: 2-2
Neutral: 0-0 Under Coach L: 0-0

Since rebirth in 1985: 6-2

1/23/88		W 80-75	H
3/1/88		W 92-71	A
2/6/89		W 106-104	2OTH A
2/18/89		W 85-78	A
1/6/90		L 93-77	A
2/24/90		W 81-73	H
12/5/90		L 79-71	A
2/25/91		W 67-58	H

SOUTHERN CALIFORNIA (0-2)

Home: 0-0 Away: 0-1
Neutral: 0-1 Under Coach L: 0-0

Since rebirth in 1985: 0-2

12/1/90		L 92-71	A
12/27/92		L 86-66	N

SOUTHERN ILLINOIS (1-0)

Home: 0-0 Away: 1-0
Neutral: 0-0 Under Coach L: 0-0

Since rebirth in 1985: 1-0

11/14/97		W 73-61	A
----------	--	---------	---

SMU (0-2)

Home: 0-1 Away: 0-1
Neutral: 0-0 Under Coach L: 0-0

Since rebirth in 1985: 0-2

12/19/90		L 93-88	2OT A
12/20/91		L 69-60	H

SOUTHERN MISS (2-1)

Home: 1-0 Away: 0-1
Neutral: 1-0 Under Coach L: 0-0

Since rebirth in 1985: 1-0

12/1/55		L 63-61	A
2/16/57		W 85-78	H
11/21/08	17/16 --	W 70-60	N

Formerly Mississippi Southern

SOUTHWEST TEXAS STATE (0-1)

Home: 0-1 Away: 0-0
Neutral: 0-0 Under Coach L: 0-0

Since rebirth in 1985: 0-0

12/4/92		L 60-57	H
---------	--	---------	---

SPRING HILL COLLEGE (0-2)

Home: 0-1 Away: 0-1
Neutral: 0-0 Under Coach L: 0-0

Since rebirth in 1985: 0-0

12/14/55		L 79-71	A
2/2/57		L 84-75	H

STANFORD (2-2)

Home: 0-0 Away: 0-1
Neutral: 2-1 Under Coach L: 1-1

Since rebirth in 1985: 2-2

12/30/86		W 71-58	N
1/16/89		L 93-59	A
4/2/15		L 64-66	OT N
11/24/16		W 67-53	N

STETSON (48-34)

Home: 30-13 Away: 19-20
Neutral: 0-0 Under Coach L: 1-0

Since rebirth in 1985: 2-0

1/20/28		W 33-25	H
1/24/28		L 32-26	A
1928-29		W 35-13	H
1928-29		L 20-13	A
1930-31		L 36-16	H
1930-31		L 37-15	A
1939-40		L 33-29	H
1939-40		L 39-27	H
1939-40		L 48-42	A
1939-40		L 46-37	A
1940-41		L 46-29	H
1940-41		L 51-41	H
1940-41		L 45-40	A
1940-41		W 40-35	A
1941-42		L 47-42	A
1941-42		L 42-34	A
1941-42		L 44-37	H
1941-42		W 46-36	H
1/24/47		L 53-46	H
1/25/47		W 74-50	H
2/21/47		W 54-41	A
2/22/47		W 44-38	A
1/16/48		L 49-46	A
1/17/48		W 59-39	A
2/14/48		L 41-36	H
2/5/49		W 53-42	H
2/11/49		W 81-46	A
2/12/49		W 70-58	A
1/7/50		W 65-58	H
2/8/50		W 88-61	A
2/9/50		W 82-63	A
1/24/51		W 82-55	H
2/14/51		W 78-66	A
1/14/52		W 88-57	H
2/9/52		W 80-74	A
1/12/53		W 71-70	H
2/4/53		L 80-77	A
1/18/54		L 85-63	H
2/11/54		L 108-56	A
2/14/55		L 89-85	A
2/22/55		W 79-77	H
1/16/56		W 85-79	H
2/8/56		L 91-84	A
1/7/57		W 89-81	H
2/6/57		L 95-93	A
1/8/58		W 103-80	H
2/15/58		W 92-85	A
2/5/59		L 110-97	A
2/19/59		W 99-81	H
2/5/60		W 94-86	A
2/11/60	10 --	L 73-72	H
2/3/61		L 76-68	A
2/15/61		W 91-84	H
2/2/62		W 79-70	A
2/13/62		W 86-78	H
2/1/63	18 --	L 66-64	A
2/26/63		W 75-60	H
1/31/64		W 81-75	A
2/22/64		W 87-70	H
2/4/65		W 86-84	A
2/16/65		W 95-84	H
1/27/66		W 89-78	A
2/24/66		W 86-77	H
1/26/67		L 56-53	A

RECORDS

ALL-TIME SERIES RESULTS

DATE / MIAMI RANK / OPPONENT RANK / RESULT / LOCATION

2/14/67	W 95-84	H
1/26/68	W 72-67	A
2/20/68	W 88-71	H
1/29/69	W 98-90	A
2/4/69	L 87-83	H
1/24/70	L 116-88	A
2/21/70	L 95-86	H
1/30/71	L 90-74	A
2/8/71	L 91-76	H
12/2/03	W 91-70	H
12/18/04	W 81-50	H
12/27/05	W 65-56	H
12/16/06	W 89-64	H
12/17/07 22/22 --	W 89-53	H
11/29/08 22/21 --	W 79-65	H
12/16/09	W 69-49	A
12/12/10	W 68-54	H
11/09/12	W 87-79	H

SYRACUSE (8-17)

Home: 4-9	Away: 3-8
Neutral: 1-0	Under Coach L: 3-3
Since rebirth in 1985: 8-16	
12/28/63	L 86-85 OT H
1/11/92	-- 20 L 73-57 A
2/29/92	-- 22 L 68-63 H
1/9/93	-- 21 L 89-81 A
2/6/93	W 81-74 H
12/22/93	-- 21/18 L 81-52 A
3/1/94	-- 14 L 71-69 H
12/6/94	-- 19/19 L 83-65 H
1/28/95	-- 6/6 L 76-51 A
1/3/96	-- 11/12 W 75-66 H
2/1/96	-- 18/16 L 72-51 A
12/7/96	-- 19/17 W 67-63 H
1/18/98	-- 15/15 L 85-67 A
2/10/98	-- 23/20 L 72-63 H
2/8/99	16/21 18/17 W 76-63 A
1/8/00	-- 7/8 L 67-55 H
2/13/01	-- 10/7 W 68-57 A
1/26/03	L 54-49 H
2/14/04	-- /25 L 91-74 H
1/4/14	-- 2/2 L 49-44 A
1/25/14	-- 2/2 L 64-52 H
1/24/15	W 66-62 A
1/2/16	13/15 -- W 64-51 H
1/4/17	L 55-70 A
3/8/17	W 62-57 N

TAMPA (44-10)

Home: 24-3	Away: 20-7
Neutral: 0-0	Under Coach L: 0-0
Since rebirth in 1985: 0-0	
1939-40	W 39-31 A
1941-42	W 38-34 H
1941-42	W 52-38 H
2/18/46	W 44-23 A
1/10/47	W 53-27 H
1/11/47	W 52-34 H
1/31/47	W 53-25 A
2/1/47	W 82-36 A
12/12/47	L 47-35 H
12/13/47	W 58-46 H
2/3/48	W 60-55 A
2/4/48	W 86-67 A
2/19/49	W 74-57 H
2/25/49	L 81-58 A
1/6/50	W 76-61 H

2/6/50	L 67-55 A
1/12/51	L 77-75 OT H
2/24/51	L 94-74 A
1/18/52	W 87-61 H
2/23/52	W 87-78 A
1/16/53	L 72-65 H
2/21/53	L 86-84 A
2/12/54	W 69-65 A
2/22/54	W 67-59 H
1/17/55	W 103-76 H
2/17/55	W 105-89 A
12/6/55	W 96-59 H
2/11/56	W 94-74 A
12/11/56	W 97-84 H
2/9/57	W 78-77 A
12/5/57	W 69-67 H
1/31/58	W 90-84 A
12/5/58	W 113-71 H
2/3/59	W 86-84 A
12/5/59	W 98-65 H
2/3/60	W 74-73 A
12/3/60	W 93-64 H
2/18/61	W 108-99 A
1/30/62	L 113-95 A
2/17/62	W 96-81 H
1/29/63	W 78-76 A
2/18/63	W 112-91 H
12/3/63	W 101-95 H
1/29/64	W 134-104 A
12/1/64	W 136-119 A
2/9/65	W 141-110 H
12/1/65	W 120-91 H
1/29/66	W 83-71 A
12/1/66	W 72-63 A
1/16/67	W 97-86 H
12/12/67	W 104-103 H
1/10/68	L 78-76 A
1/6/69	L 62-61 A
2/18/69	W 95-79 H

TEACHERS COLL. OF CONN. (1-0)

Home: 1-0	Away: 0-0
Neutral: 0-0	Under Coach L: 0-0
Since rebirth in 1985: 0-0	
12/15/50	W 60-48 H

TEMPLE (2-2)

Home: 0-1	Away: 0-1
Neutral: 2-0	Under Coach L: 1-0
Since rebirth in 1985: 2-1	
12/29/61	L 85-67 H
12/20/03	W 72-66 N
12/27/05	L 73-56 N
3/31/15	W 60-57 A

TENNESSEE (1-3)

Home: 0-1	Away: 0-1
Neutral: 1-1	Under Coach L: 0-0
Since rebirth in 1985: 1-2	
12/17/54	L 89-80 N
12/1/91	W 72-60 N
12/27/95	L 56-54 H
12/22/96	L 78-65 A

TENNESSEE-MARTIN (1-0)

Home: 1-0	Away: 0-0
Neutral: 0-0	Under Coach L: 0-0
Since rebirth in 1985: 1-0	
12/29/00	W 70-54 H

TENNESSEE TECH (4-0)

Home: 3-0	Away: 0-0
Neutral: 1-0	Under Coach L: 1-0
Since rebirth in 1985: 3-0	
3/7/47	W 55-51 N
2/8/89	W 111-101 H
12/23/04	W 69-57 H
11/11/11	W 69-58 H

TEXAS (1-2)

Home: 1-0	Away: 0-1
Neutral: 0-1	Under Coach L: 0-0
Since rebirth in 1985: 1-2	
12/19/87	W 85-56 H
2/22/89	L 123-104 A
3/23/08	-- 7/7 L 75-72 N

TEXAS A&M (3-0)

Home: 2-0	Away: 1-0
Neutral: 0-0	Under Coach L: 0-0
Since rebirth in 1985: 2-0	
12/19/56	W 86-80 H
12/9/01	W 64-55 A
11/26/02	W 78-72 H

TEXAS-ARLINGTON (1-0)

Home: 0-0	Away: 0-0
Neutral: 1-0	Under Coach L: 0-0
Since rebirth in 1985: 1-0	
11/13/05	W 76-65 N

TEXAS CHRISTIAN (0-1)

Home: 0-0	Away: 0-0
Neutral: 0-1	Under Coach L: 0-0
Since rebirth in 1985: 0-0	
12/14/57	L 82-59 N

TEXAS RIO GRANDE VALLEY (1-0)

Home: 1-0	Away: 0-0
Neutral: 0-0	Under Coach L: 1-0
Since rebirth in 1985: 1-0	
11/13/15	W 86-59 H

TEXAS SOUTHERN (1-0)

Home: 1-0	Away: 0-0
Neutral: 0-0	Under Coach L: 1-0
Since rebirth in 1985: 1-0	
11/14/13	W 84-69 H

TEXAS TECH (1-0)

Home: 1-0	Away: 0-0
Neutral: 0-0	Under Coach L: 0-0
Since rebirth in 1985: 0-0	
12/22/52	W 79-64 H

TOLEDO (1-0)

Home: 0-0	Away: 1-0
Neutral: 0-0	Under Coach L: 0-0
Since rebirth in 1985: 0-0	
12/6/56	W 68-67 A

TORONTO (1-0)

Home: 1-0	Away: 0-0
Neutral: 0-0	Under Coach L: 0-0
Since rebirth in 1985: 0-0	
1/8/59	W 97-75 H

RECORDS

ALL-TIME SERIES RESULTS DATE / MIAMI RANK / OPPONENT RANK / RESULT / LOCATION

TOWSON STATE (1-0)

Home: 1-0 Away: 0-0
 Neutral: 0-0 Under Coach L: 0-0
 Since rebirth in 1985: 1-0
 1/11/86 W 71-66 H

TULANE (5-4)

Home: 4-2 Away: 0-2
 Neutral: 1-0 Under Coach L: 0-0
 Since rebirth in 1985: 2-0
 1/22/47 L 60-39 H
 12/29/55 W 86-75 H
 12/29/58 W 94-72 H
 2/3/68 L 99-88 A
 1/16/69 L 90-79 H
 1/29/70 L 105-90 A
 1/16/71 W 74-71 H
 3/3/90 W 93-60 H
 11/19/09 W 74-54 N

TULSA (1-1)

Home: 1-0 Away: 0-0
 Neutral: 0-1 Under Coach L: 0-0
 Since rebirth in 1985: 0-1
 2/22/62 W 83-66 H
 3/24/00 23/25 18/19 L 80-71 N

TURNER'S SPORTS SHOP (2-2)

Home: 2-2 Away: 0-0
 Neutral: 0-0 Under Coach L: 0-0
 Since rebirth in 1985: 0-0
 1928-29 W 43-23 H
 1928-29 W 36-17 H
 1928-29 L 36-27 H
 1930-31 L 33-24 H

UCLA (0-4)

Home: 0-1 Away: 0-2
 Neutral: 0-1 Under Coach L: 0-0
 Since rebirth in 1985: 0-3
 12/12/69 -- 2 L 127-69 A
 12/21/85 L 109-64 A
 12/1/88 L 91-66 H
 3/13/98 -- 19/20 L 65-62 N

UNLV (0-2)

Home: 0-1 Away: 0-1
 Neutral: 0-0 Under Coach L: 0-0
 Since rebirth in 1985: 0-2
 12/28/94 L 56-55 H
 11/29/96 L 55-43 A

UTAH (2-0)

Home: 1-0 Away: 0-0
 Neutral: 1-0 Under Coach L: 1-0
 Since rebirth in 1985: 1-0
 1/3/66 W 88-87 H
 11/20/15 -- 16 W 90-66 N

VALPARAISO (1-1)

Home: 1-1 Away: 0-0
 Neutral: 0-0 Under Coach L: 1-0
 Since rebirth in 1985: 1-0
 12/28/56 L 81-76 H
 3/14/12 W 66-50 H

VILLANOVA (10-14)

Home: 5-6 Away: 5-7
 Neutral: 0-1 Under Coach L: 0-1
 Since rebirth in 1985: 10-14
 2/18/92 L 74-50 A
 2/25/92 L 61-50 H
 1/30/93 L 82-69 A
 3/6/93 W 77-76 H
 2/12/94 L 77-58 H
 3/5/94 L 83-63 A
 1/25/95 -- 22/25 L 92-62 H
 2/7/95 -- 16/18 L 73-63 A
 12/5/95 -- 2/2 L 70-68 H
 1/27/96 -- 7/7 L 90-62 A
 1/11/97 -- 8/7 W 61-59 A
 1/22/98 W 78-63 H
 1/31/98 L 78-75 A
 2/16/99 16/21 -- W 103-82 H
 1/11/00 W 67-66 A
 2/17/01 W 80-62 A
 3/3/01 W 65-53 H
 1/24/02 22/19 -- W 76-58 H
 2/5/02 12/11 -- W 65-56 A
 2/8/03 L 72-67 OT H
 2/25/03 L 75-56 A
 1/25/04 L 76-69 H
 3/2/04 W 59-56 A
 3/24/16 10/11 6 L 92-69 N

VIRGINIA (12-9)

Home: 7-1 Away: 4-6
 Neutral: 1-2 Under Coach L: 3-5
 Since rebirth in 1985: 10-9
 2/10/66 W 80-75 H
 12/10/66 W 80-78 A
 1/12/05 W 91-80 A
 3/10/05 L 66-65 N
 1/24/06 L 71-51 A
 2/3/07 L 81-70 A
 2/21/07 -- 24/19 W 68-60 H
 3/1/08 W 95-93 H
 2/26/09 W 62-55 A
 1/16/10 23 -- L 75-57 A
 2/23/10 W 74-62 H
 2/5/11 W 70-68 OT H
 3/10/11 W 69-62 OT N
 1/7/12 -- 21/23 L 52-51 A
 2/19/13 2/2 -- W 54-50 H
 2/26/14 -- 12/11 L 65-40 A
 1/3/15 -- 3/3 L 80-89 2OT H
 1/12/16 8/9 13/11 L 66-58 A
 2/22/16 12/11 3 W 64-61 H
 3/11/16 11 4 L 73-68 N
 2/20/17 -- 18/19 W 54-48 OT A

VCU (3-1)

Home: 1-1 Away: 1-0
 Neutral: 1-0 Under Coach L: 0-0
 Since rebirth in 1985: 3-1
 2/22/88 W 96-93 A
 1/9/89 L 87-77 H
 2/9/91 W 73-58 H
 11/16/07 W 69-63 N

VIRGINIA TECH (20-14)

Home: 10-4 Away: 6-8
 Neutral: 4-2 Under Coach L: 10-4
 Since rebirth in 1985: 20-14
 1/10/01 L 85-74 A
 2/6/01 W 86-61 H
 1/12/02 21/20 -- W 77-68 A
 3/2/02 22/18 -- W 83-77 H
 2/11/03 W 85-65 H
 3/5/03 W 79-71 A
 1/17/04 W 65-59 A
 2/2/05 L 73-63 H
 2/19/05 L 71-58 A
 2/22/06 W 70-59 H
 1/23/07 -- 24/23 L 92-85 H
 2/24/07 L 73-57 A
 2/9/08 W 74-71 A
 3/14/08 L 63-49 N
 1/25/09 L 88-83 OT H
 3/12/09 L 65-47 N
 1/13/10 23 -- L 81-66 A
 1/31/10 W 82-75 H
 3/12/10 W 70-65 N
 1/30/11 L 72-68 A
 2/9/12 W 65-49 H
 1/30/13 14/15 -- W 73-64 A
 2/27/13 5/7 -- W 76-58 H
 12/8/13 L 61-60 OT H
 2/15/14 L 52-45 A
 3/12/14 W 57-53 N
 2/18/15 W 76-52 H
 3/07/15 W 82-61 A
 3/11/15 W 59-49 N
 2/17/16 11/10 -- W 65-49 H
 3/5/16 7 -- L 77-62 A
 3/10/16 11 -- W 88-82 N
 2/8/17 -- -- W 74-68 H
 2/27/17 25/25 -- L 61-66 A

VOLKS A.C. (0-1)

Home: 1-0 Away: 0-0
 Neutral: 0-0 Under Coach L: 0-0
 Since rebirth in 1985: 0-0
 2/10/28 L 42-26 H

WAGNER (0-1)

Home: 0-1 Away: 0-0
 Neutral: 0-0 Under Coach L: 0-0
 Since rebirth in 1985: 0-1
 12/29/93 L 57-55 H

RECORDS

ALL-TIME SERIES RESULTS DATE / MIAMI RANK / OPPONENT RANK / RESULT / LOCATION

WAKE FOREST (8-11)

Home: 6-2	Away: 1-9		
Neutral: 1-0	Under Coach L: 3-3		
Since rebirth in 1985: 8-10			
2/5/40	L 46-17	A	
1/28/91	L 72-66	A	
1/29/05	-- 5/5 L 94-82	A	
2/15/05	-- 5/5 L 68-63	H	
1/31/06	W 78-69	H	
1/6/07	L 59-58	H	
2/17/07	L 74-69	A	
1/29/08	L 70-68	A	
2/4/09	-- 7/6 W 79-52	H	
1/9/10	W 67-66	H	
2/2/10	L 62-53	A	
3/11/10	W 83-62	N	
2/9/11	W 74-73	A	
2/18/12	W 74-56	H	
2/23/13	2/2 -- L 80-65	A	
3/8/14	W 69-56	H	
2/11/15	L 70-72	A	
1/23/16	15/14 -- W 77-63	H	
1/18/17	L 79-96	A	

WASHINGTON (0-3)

Home: 0-0	Away: 0-3		
Neutral: 0-0	Under Coach L: 0-0		
Since rebirth in 1985: 0-1			
12/1/67	L 96-54	A	
12/2/67	L 81-80	A	
1/15/90	L 83-67	A	

WASHINGTON & LEE (1-0)

Home: 0-0	Away: 0-0		
Neutral: 1-0	Under Coach L: 0-0		
Since rebirth in 1985: 0-0			
12/18/54	W 80-75	N	

WEST VIRGINIA (7-8)

Home: 5-3	Away: 2-5		
Neutral: 0-0	Under Coach L: 0-1		
Since rebirth in 1985: 7-7			
12/30/55	L 83-78	H	
1/5/91	L 71-67	A	
2/6-96	W 68-65	H	
2/17/96	L 72-69	A	
3/1/97	L 82-54	H	
1/10/98	-- 25/21 L 98-84	A	
2/28/98	-- 19/19 W 70-66	H	
1/16/99	W 64-55	A	
1/5/00	W 66-58	H	
2/22/00	W 68-50	A	
2/28/01	W 73-66	H	
1/7/03	L 68-63	A	
3/6/04	L 58-53	H	
12/4/10	W 79-76	H	
12/10/11	L 77-66	A	

WESTERN CAROLINA (1-0)

Home: 1-0	Away: 0-0		
Neutral: 0-0	Under Coach L: 1-0		
Since rebirth in 1985: 1-0			
11/11/16	W 92-43	H	

WESTERN KENTUCKY (1-13)

Home: 1-8	Away: 0-4		
Neutral: 0-1	Under Coach L: 0-0		
Since rebirth in 1985: 0-0			
3/8/47	L 55-46	A	
1/21/49	L 78-45	H	
1/22/49	L 63-47	H	
1/27/50	L 65-61	H	
1/28/50	L 78-61	H	
2/15/50	L 79-57	A	
2/16/50	L 83-47	A	
1/16/51	L 89-47	A	
1/26/51	L 68-64	H	
1/25/52	L 102-74	H	
1/22/53	L 98-56	H	
1/31/59	W 109-95	H	
3/8/60	8 -- L 107-84	N	
12/28/66	-- 17 L 94-89	H	

WICHITA STATE (2-0)

Home: 0-0	Away: 0-0		
Neutral: 2-0	Under Coach L: 1-0		
Since rebirth in 1985: 2-0			
12/30/88	W 81-59	N	
3/19/16	10/11 -- W 65-57	N	

WILLIAM & MARY (1-0)

Home: 1-0	Away: 0-0		
Neutral: 0-0	Under Coach L: 0-0		
Since rebirth in 1985: 0-0			
2/2/66	W 88-66	H	

WINTHROP (2-2)

Home: 2-1	Away: 0-0		
Neutral: 0-1	Under Coach L: 0-0		
Since rebirth in 1985: 2-2			
12/14/86	L 63-55	H	
1/9/88	W 62-60	H	
12/16/96	W 81-56	H	
12/29/07	19/19 -- L 76-70	N	

WISCONSIN (0-2)

Home: 0-1	Away: 0-1		
Neutral: 0-0	Under Coach L: 0-0		
Since rebirth in 1985: 0-2			
12/7/85	L 88-66	A	
12/8/86	L 65-54	H	

WISCONSIN - GREEN BAY (2-2)

Home: 0-2	Away: 1-0		
Neutral: 1-0	Under Coach L: 0-1		
Since rebirth in 1985: 2-2			
12/9/85	W 67-63	A	
1/3/87	L 62-45	H	
11/15/05	W 80-54	N	
12/06/14	15/15 -- L 55-68	H	

WOFFORD (3-0)

Home: 2-0	Away: 0-0		
Neutral: 1-0	Under Coach L: 1-0		
Since rebirth in 1985: 3-0			
11/20/04	W 67-64	H	
12/10/05	W 71-40	H	
12/3/16	W 74-57	N	

XAVIER (2-1)

Home: 2-0	Away: 0-0		
Neutral: 0-1	Under Coach L: 0-0		
Since rebirth in 1985: 0-1			
2/2/56	W 77-75	H	
12/29/59	W 87-69	H	
11/27/04	L 83-70	OT N	

YALE (4-2)

Home: 2-2	Away: 0-0		
Neutral: 2-0	Under Coach L: 0-0		
Since rebirth in 1985: 1-0			
12/29/50	L 78-62	H	
12/27/51	L 70-68	H	
12/27/55	W 92-90	H	
12/28/64	W 86-71	H	
12/20/68	W 77-71	N	
12/29/86	W 78-75	OT N	

YMHA (2-0)

Home: 2-0	Away: 0-0		
Neutral: 0-0	Under Coach L: 0-0		
Since rebirth in 1985: 0-0			
1940-41	W 48-39	H	
12/15/48	W 61-46	H	

RECORDS

YEAR-BY-YEAR RESULTS

[] MIAMI RANK #OPPONENT RANK

1926-27

Record: 7-1

Art Webb, Head Coach

1/8	Rollins	W	45-20
	YMCA	W	55-11
	St. Petersburg	W	45-23
	Havana	L	23-28
	Oglethorpe	W	49-26
	Stetson	W	38-18
	Florida Southern	W	54-24
	Florida	W	39-20
Season Totals:			348-170

1927-28

Record: 8-4

Art Webb, Head Coach

1/14	Rollins	W	52-15
1/20	Stetson	W	33-25
1/23	at Rollins	L	21-32
1/24	at Stetson	L	26-32
1/25	at Florida Southern	L	26-40
2/3	Havana	W	38-14
2/10	Volks AC	L	26-42
2/15	at Florida	W	40-39
2/16	at Sebring AC	W	36-23
2/18	Florida Southern	W	38-18
2/21	Mia Beach Canoe Club	W	52-21
2/23	Mia Beach Canoe Club	W	18-9
Season Totals:			406-310

1928-29

Record: 13-6

Tom McCann, Head Coach

	Rollins	W	34-15
	Havana	L	22-26
	Ponce de Leon	L	11-12
	Miami Beach	W	66-18
	Stetson	W	35-13
	Agoga	W	49-19
	at Rollins	W	34-13
	at Florida Southern	L	15-39
	at Stetson	L	13-20
	Church League All-Stars	W	68-23
	Turner's Sports Shop	W	43-17
	Turner's Sports Shop	W	36-17
	Florida Southern	W	36-29
	Junior C. of C.	W	25-24
	Agoga	W	63-33
	Junior C. of C.	L	23-28

	Redland	W	42-11
	City Hall	W	28-20
	Turner's Sports Shop	L	27-36
Season Totals:			670-419

1929-30

UM did not have a team

1930-31

Record: 3-7

Art Webb, Head Coach

	Turner's Sports Shop	L	24-33
	Rollins	L	22-32
	Rollins	W	41-39
	Florida Southern	W	27-24
	Stetson	L	16-36
	at Sebring Fireman	W	38-35
	at Stetson	L	15-37
	at Florida Southern	L	21-40
	at Rollins	L	26-29
	at Rollins	L	22-26
Season Totals:			252-331

1931-32

Record: 17-1

Tom McCann, Head Coach

Won South Florida AAU title

1932-38

UM did not have a team

1938-39

Record: 4-6

Hart Morris, Head Coach

	Havana	W	38-34
	Havana	W	46-40
	Rollins	W	48-29
	Rollins	L	45-49
	at Rollins	W	52-39
	at Rollins	L	28-42
	at Mercer	L	37-56
	at Georgia	L	19-41
	Jewish Progressive AA, Atlanta	L	24-39
	at Albany Ga. Blues	L	35-53
Season Totals:			372-422

RECORDS

YEAR-BY-YEAR RESULTS

[] MIAMI RANK #OPPONENT RANK

1939-40

Record: 8-12

Hart Morris, Head Coach

	Stetson	L	29-33
	Stetson	L	27-39
	Rollins	L	50-51
	Rollins	L	25-38
	at NC State	L	35-46
2/5	at Wake Forest	L	17-46
	at Elon	L	30-58
2/8	at Florida	L	23-36
2/9	at Florida	L	26-53
	at Tampa	W	39-31
	at Florida Southern	W	43-42
	at Rollins	L	49-56
	at Rollins	W	50-49
	at Stetson	L	43-48
	at Stetson	L	37-46
	at Florida Southern	W	37-30
	Eastern Air Lines	W	30-25
	Boynnton %	W	41-29
	Pi Chi %	W	42-29
	Freshmen %	W	43-39

Season Totals:

716-824

% Gold Ball Tournament

1940-41

Record: 10-6

Hart Morris, Head Coach

	Stetson	L	29-46
	Stetson	L	41-51
	YMHA	W	48-39
	Rollins	W	55-29
	Rollins	W	57-41
	at Florida Southern	W	57-43
	at Rollins	W	44-35
	at Stetson	L	40-45
	at Stetson	W	40-35
	Florida Southern	W	41-33
	Florida Southern	L	38-50
2/21	Florida	L	35-48
2/22	Florida	L	50-62
	Pi Chi %	W	45-27
	Shenandoah Presbyterian %	W	50-36
	Freshmen %	W	37-34

Season Totals:

707-654

% Gold Ball Tournament

1941-42

Record: 9-7

Hart Morris, Head Coach

	Marshall	L	33-37
	Jacksonville Navy	W	44-18
	Florida Southern	W	41-21
	Florida Southern	W	41-25
	Alumni	W	52-32
2/5	at Florida	L	31-47
2/6	at Florida	L	34-37
	at Florida Southern	W	41-34
	at Florida Southern	W	38-32
	at Stetson	L	42-47
	at Stetson	L	34-42
	Tampa	W	38-34
	Tampa	W	52-38
	at Jacksonville Navy	L	25-46
	at Jacksonville Navy	L	37-44
	Stetson	L	37-44
	Stetson	W	46-36

Season Totals:

628-570

1942-45

UM did not have a team

1945-46

Record: 8-5

W.H. Steers, Head Coach

1/11	Coast Guard	W	46-45
1/16	Navy Rec. Barracks	L	43-46
1/17	7th Navy District	L	19-53
1/25	Boca Raton AAF	L	40-55
1/26	Coast Guard	W	54-45
2/4	Ft. Lauderdale NAS	L	31-32
2/5	Boca Raton AAF	L	41-48
2/9	Caribbean A.S.	W	46-41
2/11	Florida Southern	W	45-40
2/12	Florida Southern	W	53-47
2/18	at Tampa	W	44-23
2/19	at McDill Field	W	54-50
2/20	at Florida Southern	W	46-43

Season Totals:

560-568

YEAR-BY-YEAR RESULTS

[} MIAMI RANK #OPPONENT RANK

1946-47

Record: 20-7

Hart Morris, Head Coach

12/13	Florida Southern	W	38-25
12/14	Florida Southern	L	25-41
12/20	Florida	W	36-33
12/21	Florida	W	39-35
1/3	at Florida	L	28-42
1/4	at Florida	L	28-61
1/10	Tampa	W	53-27
1/11	Tampa	W	52-34
1/17	at Miami (Ohio)	L	44-60
1/18	at Morehead State	W	61-56
1/22	Tulane	L	39-60
1/24	Stetson	L	46-53
1/25	Stetson	W	74-50
1/29	at Boca Raton AAF	W	61-43
1/31	at Tampa	W	53-25
2/1	at Tampa	W	82-36
2/6	Cincinnati	W	57-54
2/7	at Florida Southern	W	55-43
2/8	at Florida Southern >	W	61-43
2/14	Pensacola NAS	W	69-50
2/15	Pensacola NAS	W	64-36
2/21	at Stetson	W	54-41
2/22	at Stetson	W	44-38
2/28	Banana River AF	W	68-48
3/6	City Coll. of Charleston	W	56-52
3/7	Tennessee Tech	W	55-51
3/8	Western Kentucky	L	46-55
Season Totals:			1400-1192
> 100th program victory			

1947-48

Record: 11-7

Hart Morris, Head Coach

12/12	Tampa	L	35-47
12/13	Tampa	W	58-46
12/19	Florida	W	67-50
12/20	Florida	L	55-58
12/26	Pittsburgh	W	43-40
1/2	Pennsylvania	L	46-53
1/16	at Stetson	L	46-49
1/17	at Stetson	W	59-39
1/31	at McDill Field	W	67-38
2/3	at Tampa	W	60-55
2/4	at Tampa	W	86-67
2/6	at Florida Southern	L	50-59
2/7	at Florida Southern	W	52-43
2/14	Stetson	L	36-41

2/20	at Florida	L	50-72
2/21	at Florida	W	52-49
2/27	Florida Southern	W	76-44
2/28	Florida Southern	W	59-42
Season Totals:			997-902

1948-49

Record: 19-8

Hart Morris, Head Coach

1948	Checker Cab	W	73-33
12/14	Muffets	W	69-51
12/15	YMHA	W	61-46
12/17	South Carolina	W	59-40
12/18	South Carolina	W	65-64
12/21	Pittsburgh	W	58-52
12/22	Pittsburgh	L	48-80
12/28	Princeton	W	37-35
12/29	Princeton	L2OT	55-62
1/7	Havana	W	73-57
1/8	Havana	W	66-53
1/14	Florida	W	75-65
1/15	Florida	W	44-42
1/21	Western Kentucky	L	45-78
1/22	Western Kentucky	L	47-63
1/28	Maryland	L	42-43
1/29	Maryland	W	58-48
2/5	Stetson	W	53-42
2/8	at Florida Southern	W	68-47
2/9	at Florida Southern	W	68-57
2/11	at Stetson	W	81-46
2/12	at Stetson	W	70-58
2/19	Tampa	W	74-57
2/22	at Florida	L	56-90
2/23	at Florida	W	60-50
2/25	at Tampa	L	58-81
3/7	vs. Eastern Illinois \$	L	73-89
Season Totals:			1633-1515
\$ NAIB Tournament (Kansas City, Mo.)			

1949-50

Record: 14-9

Hart Morris, Head Coach

12/7	Muffets	W	78-37
12/10	Florida	L	53-60
12/14	South Carolina	W	64-54
12/15	South Carolina	W	57-56
12/21	Mississippi	W	82-67
12/22	Mississippi	W	55-43
12/29	Pennsylvania	W	64-62
12/30	Pennsylvania	W	53-51

YEAR-BY-YEAR RESULTS

[] MIAMI RANK #OPPONENT RANK

1/6	Tampa	W	76-61	12/12	Culver-Stockton	W	68-54
1/7	Stetson	W	65-58	12/15	at Rollins	L	63-78
1/13	North Carolina	L	53-55	12/17	at Florida	L	65-69
1/14	North Carolina	L	51-66	11/30	Nebraska	W	70-60
1/20	Florida Southern	W	69-59	12/27	Yale	L	68-70
1/21	Florida Southern	W	59-49	12/29	Pennsylvania	L	64-89
1/27	Western Kentucky	L	61-65	1/4	Furman	L	53-55
1/28	Western Kentucky	L	61-78	1/9	Florida Southern	W	106-43
2/6	at Tampa	L	55-67	1/11	Florida State	W	93-56
2/8	at Stetson	W	88-61	1/14	Stetson	W	88-57
2/9	at Stetson >	W	82-63	1/18	Tampa	W	87-61
2/11	Rollins	W	70-54	1/25	Western Kentucky	L	74-102
2/15	at Western Kentucky	L	57-79	2/1	Bowling Green	L	67-78
2/16	at Western Kentucky	L	47-83	2/7	at Florida Southern	W	58-41
2/18	at Florida	L	46-66	2/9	at Stetson	W	80-74
Season Totals:			1446-1393	2/11	at Florida State	W	76-63
> 150th program victory				2/15	Rollins	W	98-61
				2/18	Florida	W	76-68
				2/23	at Tampa	W	87-78
				2/28	vs. Florida State \$	L	70-73
				Season Totals:			1633-1515

1950-51

Record: 10-12

Hart Morris, Head Coach

12/7	at Rollins	L	58-59
12/9	at Florida Southern	W	64-61
12/11	LSU	W	68-62
12/15	Teachers Coll. of CT	W	60-48
12/19	Florida State	W	80-61
12/27	Dartmouth	W	61-52
12/29	Yale University	L	78-62
1/5	Louisville	L	73-60
1/10	Rollins	W	79-54
1/12	Tampa	LOT	75-77
1/16	at Western Kentucky	L	47-89
1/18	at Pittsburgh	L	56-81
1/20	at St. Joseph's (Pa.)	L	47-58
1/24	Stetson	W	82-55
1/26	Western Kentucky	L	64-68
2/2	Florida	L	71-78
2/5	La Salle	L	84-95
2/6	La Salle	WOT	77-75
2/9	Florida Southern	W	79-65
2/13	at Florida	L	61-71
2/14	at Stetson	W	78-66
2/24	at Tampa	L	74-94
Season Totals:			1487-1520

1951-52

Record: 14-8

Hart Morris, Head Coach

Boca Chica	W	90-53
Key West Navy	W	85-55

12/12	Culver-Stockton	W	68-54
12/15	at Rollins	L	63-78
12/17	at Florida	L	65-69
11/30	Nebraska	W	70-60
12/27	Yale	L	68-70
12/29	Pennsylvania	L	64-89
1/4	Furman	L	53-55
1/9	Florida Southern	W	106-43
1/11	Florida State	W	93-56
1/14	Stetson	W	88-57
1/18	Tampa	W	87-61
1/25	Western Kentucky	L	74-102
2/1	Bowling Green	L	67-78
2/7	at Florida Southern	W	58-41
2/9	at Stetson	W	80-74
2/11	at Florida State	W	76-63
2/15	Rollins	W	98-61
2/18	Florida	W	76-68
2/23	at Tampa	W	87-78
2/28	vs. Florida State \$	L	70-73
Season Totals:			1633-1515
			\$ NAIB District Tournament (DeLand, Fla.)

1952-53

Record: 8-12

Dave Wike, Head Coach

12/1	Florida Southern	W	83-60
12/3	Miami Beach All-Stars	W	70-45
12/10	at Loyola (N.O.)	L	54-71
12/11	at LSU	L	58-86
12/16	Florida	W	75-73
12/18	Columbia	L	59-65
12/22	Texas Tech	W	79-64
12/29	Louisville	L	74-84
1/3	Georgia Tech	W	82-60
1/9	Florida State	W	93-65
1/12	Stetson	W	71-70
1/16	Tampa	L	65-72
1/22	Western Kentucky	L	56-98
1/30	Murray State	L	65-69
2/2	at Florida	L	56-78
2/4	at Stetson	L	77-80
2/5	at Rollins	W	68-60
2/12	Rollins	W	95-69
2/21	at Tampa	L	84-86
2/23	at Florida State	L	75-81
2/24	at Eglin Field	L	64-66
Season Totals:			1433-1457

YEAR-BY-YEAR RESULTS

[} MIAMI RANK #OPPONENT RANK

1953-54

Record: 5-10

Dave Wike, Head Coach

12/12	Florida	W	85-75
12/19	Rio Grande	L	88-98
12/21	Ohio State	L	81-106
12/28	Pennsylvania	L	54-67
1/4	Brandeis	L	48-68
1/9	Florida State	W	78-61
1/15	at Florida	L	52-75
1/18	Stetson	L	63-85
2/1	Maryland	L	57-63
2/4	at Rollins	L	71-85
2/5	at Florida State	L	69-76
2/11	at Stetson	L	56-108
2/12	at Tampa	W	69-65
2/13	at Fla. Southern	W2OT	77-70
2/22	Tampa	W	67-59
Season Totals:			1015-1161

1954-55

Record: 9-11

Bruce Hale, Head Coach

12/13	Florida Southern	W	58-44
12/16	Florida	L	61-70
12/17	vs. Tennessee %	L	80-89
12/18	vs. Washington & Lee %	W	80-75
12/20	at Florida State	L	66-71
12/29	New York University	L	67-74
1/3	Furman	L	74-91
1/8	Rollins	W	93-76
1/10	Miami (Ohio)	L	73-75
1/13	at Florida	L	68-80
1/17	Tampa	W	103-76
1/24	Georgetown	W	84-81
2/5	South Carolina	L	77-83
2/9	Pittsburgh	L	72-78
2/12	at Rollins	W	77-69
2/14	at Stetson	L	85-89
2/16	at Florida Southern	W	73-71
2/17	at Tampa	W	105-89
2/22	Stetson	W	79-77
2/25	Florida State	L	80-86
Season Totals:			1642-1619
% Blue Gray Tournament (Montgomery, Ala.)			

1955-56

Record: 14-12

Bruce Hale, Head Coach

12/3	Florida Southern	W	92-80
12/6	Tampa >	W	96-59
12/10	at Southern Miss	L	61-63
12/12	at Loyola (N.O.)	W	83-82
12/14	at Spring Hill College	L	71-79
12/19	Florida	L	69-74
12/22	Bradley	W	80-73
12/27	Yale	W	92-90
12/29	vs. Tulane +	W	86-75
12/30	vs. West Virginia +	L	78-83
1/4	vs. Memphis State %	L	71-79
1/5	vs. Clemson ^	L	96-98
1/7	at Florida State	L	76-78
1/9	Mississippi College	W	89-84
1/13	at Florida	L	85-87
1/16	Stetson	W	85-79
1/21	Rollins	W	86-72
1/25	Houston	L	77-95
1/31	Kentucky Wesleyan	L	82-86
2/2	Xavier	W	77-75
2/8	at Stetson	L	84-91
2/9	at Rollins	W	89-82
2/10	at Florida Southern	W	91-90
2/11	at Tampa	W	94-74
2/20	Morehead State	L	89-102
2/25	Florida State	W	91-85
Season Totals:			2170-2115

+ Orange Bowl Classic (Miami, Fla.)

% Senior Bowl Classic (Mobile, Ala.)

> 200th program victory

1956-57

Record: 13-13

Bruce Hale, Head Coach

12/1	Florida Southern	W	84-69
12/3	Kentucky	L	75-114
12/5	at Dayton	L	48-87
12/6	at Toledo	W	68-67
12/8	at Akron	L	80-106
12/11	Tampa	W	97-84
12/15	Florida	L	65-89
12/19	Texas A&M	W	86-80
12/22	Houston	W	67-63
12/27	vs. Connecticut +	L	70-74
12/28	vs. Valparaiso +	L	76-81
12/29	vs. Seton Hall +	L	80-92
1/3	Colorado	L	66-73

YEAR-BY-YEAR RESULTS

[] MIAMI RANK

#OPPONENT RANK

1/7	Stetson	W	89-81	12/12	vs. Pittsburgh %	L	65-69
1/10	at Florida	L	63-98	12/13	vs. Clemson %	L	61-66
1/12	at Florida State	W	85-77	12/17	Florida	W	92-82
1/19	Rollins	W	63-51	12/19	Florida State	W	85-79
1/24	Kentucky Wesleyan	W	100-95	12/20	vs. The Citadel ^	L	77-93
1/31	Louisville	L	60-89	12/29	vs. Tulane !	W	94-72
2/2	Spring Hill	L	75-84	12/30	vs. Miami (Ohio) !	LOT	87-89
2/6	at Stetson	L	93-95	1/8	Toronto	W	97-55
2/7	at Rollins	W	93-86	1/15	at Florida	L	70-85
2/8	at Florida Southern	L	85-95	1/16	at Jacksonville	W	64-62
2/9	at Tampa	W	78-77	1/17	at Florida State	L	69-93
2/26	Southern Miss	W	85-78	1/26	Kentucky Wesleyan	W	69-64
2/23	Florida State	W	98-82	1/31	Western Kentucky	W	109-95
Season Totals:			2029-2167	2/2	at Florida Southern >	W	79-76
+ Orange Bowl Classic				2/3	at Tampa	W	86-84
				2/5	at Stetson	L	97-110
				2/6	at Rollins	W	84-81
				2/14	Jacksonville	W	95-93
				2/16	Loyola (N.O.)	W	93-84
				2/19	Stetson	W	99-81
				2/23	Morehead State	W	102-85
				2/28	Florida State	W	92-85
				Season Totals:			2190-2029

1957-58

Record: 14-8

Bruce Hale, Head Coach

12/2	Jacksonville	W	89-87	2/19	Stetson	W	99-81
12/5	Tampa	W	69-67	2/23	Morehead State	W	102-85
12/10	Loyola (N.O.)	L	62-76	2/28	Florida State	W	92-85
12/11	at LSU	W	73-65	Season Totals:			2190-2029
12/13	vs. Mississippi State %	L	64-66	% Steel Bowl Classic (Pittsburgh, Pa.)			
12/14	vs. Texas Christian %	L	59-82	^ The Citadel Invitational (Charleston, S.C.)			
12/16	at Kentucky Wesleyan	W	96-78	! Hurricane Classic			
12/21	Florida	L	64-73	> 250th program victory			
1/8	Stetson	W	103-80				
1/13	Rollins	W	90-71				
1/16	at Florida	L	70-75				
1/17	Jacksonville	L	72-86				
1/18	at Florida State	L	70-71				
1/25	Loyola (N.O.)	W	89-82				
1/30	at Rollins	L	68-72				
1/31	at Tampa	W	90-84				
2/5	at Florida Southern	W	84-69				
2/8	Army	W	92-82				
2/10	Oklahoma City	W	83-66				
2/15	at Stetson	W	92-85				
2/17	Florida Southern	W	76-58				
2/22	Florida State	W	86-66				
Season Totals:			1741-1652				

1959-60

Record: 23-4

NCAA Tournament

Bruce Hale, Head Coach

12/1	Rollins	W	110-86
12/3	Jacksonville	W	106-98
12/5	Tampa	W	98-65
12/9	at Houston	W	72-63
12/10	at Centenary	L	77-84
12/12	at Loyola (N.O.)	W	86-70
12/14	Murray State	W	92-80
12/19	Florida	W	79-77
12/21	at Miami (Ohio)	W	83-78
12/28	vs. Brigham Young !	W	110-93
12/29	vs. Xavier !	W	87-69
1/2	[15] South Carolina	WOT	107-106
1/7	[14] at Iona	W	69-67
1/13	[15] at Jacksonville	WOT	78-70
1/14	[15] at Florida	W	70-65
1/16	[15] at Florida State	W	93-91
1/23	[11] Houston	L	79-88
1/29	[11] Oklahoma City	W	97-84

1958-59

Record: 18-7

Bruce Hale, Head Coach

12/3	Rollins	W	104-87
12/5	Tampa	W	113-71
12/8	Florida Southern	W	107-80

RECORDS

YEAR-BY-YEAR RESULTS

[} MIAMI RANK #OPPONENT RANK

2/2	[11] at Rollins	W	90-79
2/3	[11] at Tampa	W	74-73
2/4	[11] at Stetson	W	94-86
2/6	[11] at Florida Southern	W	88-71
2/11	[10] Stetson	L	72-73
2/18	[10] Florida Southern	W	121-85
2/22	[10] Kentucky Wesleyan	W	104-95
2/27	[9] Florida State	W	107-89
3/8	[8] vs. Western Kentucky \$	L	84-107
Season Totals:			2427-2192

! Hurricane Classic

\$ NCAA Tournament (Lexington, Ky.)

1960-61

Record: 20-7

NIT

Bruce Hale, Head Coach

12/1	at Rollins	W	80-62
12/3	Tampa	W	93-64
12/6	at Santa Clara	L	65-66
12/8	at San Francisco	W	68-56
12/10	at Brigham Young	L	80-112
12/15	Florida Southern	W	87-54
12/17	Florida	W	93-74
12/28	vs. Army !	W	82-75
12/29	vs. Holy Cross !	W	77-71
1/4	Miami (Ohio)	W2OT	102-100
1/7	at La Salle	L	74-88
1/11	at Florida	L	73-81
1/13	at Jacksonville	WOT	93-84
1/14	at Florida State	L	78-89
1/21	Houston	W	89-78
1/26	Centenary	W	86-74
1/30	#7 Louisville	W	71-69
2/1	Rollins	W	103-75
2/3	at Stetson	L	91-84
2/4	at Florida Southern	W	92-80
2/11	Loyola (N.O.)	W	65-61
2/15	Stetson	W	91-84
2/18	at Tampa	W	108-99
2/20	Jacksonville	W	96-80
2/23	Morehead State	W	85-70
2/25	Florida State >	W	75-73
3/16	vs. St. Louis \$	L	56-58
Season Totals:			2230-2036

! Hurricane Classic

\$ National Invitational Tournament (New York, N.Y.)

> 300th program victory

1961-62

Record: 14-12

Bruce Hale, Head Coach

12/2	Jacksonville	W	93-80
12/4	at Morehead State	L	81-107
12/6	at Louisville	L	59-77
12/8	at Murray State	W	69-67
12/14	Florida Southern	W	96-67
12/16	Florida	W	66-61
12/28	vs. Miami (Ohio) !	W	83-73
12/29	vs. Temple !	L	67-85
1/3	Rhode Island	W	80-70
1/6	Oklahoma City	LOT	113-118
1/10	at Jacksonville	W	90-89
1/11	at Florida	L	62-74
1/13	at Florida State	L	60-65
1/22	Maryland	L	68-71
1/25	La Salle	L	61-73
1/30	at Tampa	L	95-113
1/31	at Rollins	W	89-67
2/2	at Stetson	W	79-70
2/3	at Florida Southern	W	82-73
2/8	Houston	L	69-80
2/10	Loyola (N.O.)	L	70-113
2/13	Stetson	W	86-78
2/17	Tampa	W	96-81
2/19	Rollins	W	92-54
2/22	Tulsa	W	83-66
2/24	Florida State	L	80-83
Season Totals:			2069-2045
! Hurricane Classic			

1962-63

Record: 23-5

NIT

Bruce Hale, Head Coach

11/30	Florida	WOT	91-87
12/4	at Boston College	W	72-69
12/6	at Rhode Island	W	88-80
12/8	at Providence	W	82-75
12/13	Florida Southern	W	116-93
12/21	#2 Duke	W	71-69
12/27	vs. Cornell !	W	94-85
12/28	vs. Pittsburgh !	W	86-85
1/3	[15] at St. John's	W	67-59
1/4	[15] at La Salle	L	76-78
1/9	at Jacksonville	W	103-91
1/10	at Florida	W	86-77
1/12	at Florida State	LOT	74-77
1/19	St. Peter's	W	99-75

RECORDS

YEAR-BY-YEAR RESULTS

[] MIAMI RANK

#OPPONENT RANK

1/24	Houston	W	71-70
1/29	at Tampa	W	78-76
1/30	[18] at Rollins	W	120-72
2/1	[18] at Stetson	L	64-66
2/2	[18] at Florida Southern	W	99-83
2/5	[18] Jacksonville	W	112-105
2/9	Louisville	W	112-84
2/12	Rollins	W	114-75
2/16	Loyola (N.O.)	L	77-84
2/18	Tampa	W	112-81
2/23	Florida State	W	99-70
2/26	Stetson	W	75-60
3/16	vs. St. Francis (N.Y.) \$	W	71-70
3/19	vs. Providence \$	L	96-106
Season Totals:			2505-2212

! Hurricane Classic
\$ National Invitational Tournament (New York, N.Y.)

1963-64

Record: 20-7

NIT

Bruce Hale, Head Coach

12/3	Tampa	W	101-95
12/7	Florida	W	95-79
12/10	at Santa Clara	L	77-86
12/12	at St. Mary's (CA)	W	101-86
12/14	at Nevada	WOT	81-78
12/17	San Francisco	W	95-83
12/19	Rollins	W	108-90
12/27	vs. Army !	W	79-71
12/28	vs. Syracuse !	LOT	85-86
1/4	Rhode Island	W	105-88
1/8	Jacksonville	W	97-92
1/9	at Florida	L	91-114
1/11	at Florida State	L	78-80
1/18	Memphis State	W	78-69
1/23	La Salle	W	121-99
1/28	at Rollins	W	127-85
1/29	at Tampa >	W	134-104
1/31	at Stetson	W	81-75
2/1	at Florida Southern	W	85-78
2/4	Jacksonville	W	117-92
2/10	Creighton	L	94-124
2/13	at Houston	L	83-93
2/15	at Loyola (N.O.)	WOT	97-90
2/18	Florida Southern	W	120-79
2/22	Stetson	W	87-70
2/29	Florida State	W	82-80
3/12	vs. St. Joseph's (Pa.) \$	L	76-86
Season Totals:			2575-2352

! Hurricane Classic
\$ National Invitational Tournament (N.Y.)
> 350th program victory

1964-65

Record: 22-4

Bruce Hale, Head Coach

12/1	at Tampa	W	136-119
12/4	vs. Duquesne %	W	99-95
12/5	vs. Pittsburgh %	W	85-71
12/8	at La Salle	L	86-90
12/10	at Niagara	W	74-67
12/12	#10/13 St. John's	L	77-79
12/15	St. Mary's (CA)	W	89-77
12/19	Florida	W	67-58
12/28	vs. Yale !	W	86-71
12/29	vs. Maryland !	W	80-73
1/7	at Jacksonville	W	86-82
1/9	at Florida State	L	66-67
1/13	Florida Southern	W	124-93
1/16	Jacksonville	W	127-99
1/21	[/t-19] at Florida	L	69-86
1/23	[/t-19] at Rollins	W	128-92
1/30	Oklahoma City	W	115-92
2/2	#/20Miami (Ohio)	W	100-85
2/4	at Stetson	W	86-84
2/5	at Florida Southern	W	94-82
2/9	Tampa	W	141-110
2/13	Loyola (N.O.)	W	115-86
2/16	Stetson	W	95-84
2/20	[/t-19] Houston	W	103-91
2/23	[/17] Rollins	W	148-79
3/1	[/17] Florida State	W	82-75
Season Totals:			2558-2190

% Steel Bowl (Pittsburgh, Pa.)
! Hurricane Classic

1965-66

Record: 15-11

Bruce Hale, Head Coach

12/1	Tampa	W	120-91
12/4	Florida	L	66-77
12/7	at Santa Clara	L	74-78
12/9	at #/11 San Francisco	L	89-105
12/11	at Nevada	L	79-89
12/18	Ohio University	W	105-100
12/27	vs. Boston !	W	81-60
12/28	vs. Louisville !	LOT	84-85
1/3	Utah University	W	88-87
1/7	at Florida State	L	62-78
1/8	at Jacksonville	L	69-71
1/12	at Florida	L	66-111
1/15	Florida Southern	W	89-66
1/27	at Stetson	W	89-78

RECORDS

YEAR-BY-YEAR RESULTS

[>] MIAMI RANK #OPPONENT RANK

1/28	at Florida Southern	W	101-80
1/29	at Tampa	W	83-71
2/2	William & Mary	W	88-66
2/5	Creighton	W	91-81
2/10	Virginia	W	80-75
2/12	Jacksonville	W	117-104
2/15	at Memphis State	L	72-86
2/17	at Houston	L	96-111
2/19	at Loyola (N.O.)	L	76-89
2/24	Stetson	W	86-77
2/28	Florida State	W	112-90
3/5	La Salle	W	108-102
Season Totals:			2271-2208
! Hurricane Classic			

1966-67

Record: 15-11

Bruce Hale, Head Coach

12/1	at Tampa	W	72-63
12/3	Florida	L	88-113
12/7	at La Salle	L	82-99
12/8	at Mount St. Mary's	W	86-83
12/10	at Virginia	W	80-78
12/16	vs. Clemson %	L	64-73
12/17	vs. Auburn %	W	87-73
12/27	vs. Pennsylvania !	W	82-78
12/28	vs. #/17 Western Kentucky !	L	89-94
1/6	at Jacksonville >	W	75-70
1/7	at Florida State	L	60-61
1/10	Oklahoma City	W	111-109
1/14	Jacksonville	W	106-86
1/16	Tampa	W	97-86
1/19	Florida Southern	W	102-73
1/26	at Stetson	L	53-56
1/27	at Florida Southern	W	55-49
2/2	Memphis State	W	88-63
2/8	at Florida	L	57-73
2/11	Loyola (N.O.)	W	68-66
2/14	Stetson	W	95-84
2/18	#7/8 Houston	L	86-105
2/21	Dayton	L	79-80
2/25	at #/17 St. John's	L	70-97
2/27	at Georgia Tech	L	84-90
3/1	Florida State	W	110-90
Season Totals:			2126-2091

% Volunteer Classic (Knoxville, Tenn.)

! Hurricane Classic

> 400th program victory

1967-68

Record: 17-11

Ron Godfrey, Head Coach

12/1	at Washington	L	54-96
12/2	at Washington	L	80-81
12/4	at St. Mary's (CA)	W	77-70
12/6	at Hawaii	W	102-83
12/7	at Hawaii	L	76-110
12/12	Tampa	W	104-103
12/16	Eastern Kentucky	W	93-87
12/19	Brown	W	72-71
12/27	vs. Dartmouth !	W	100-81
12/28	vs. New York University !	W	102-91
1/2	La Salle	L	84-92
1/6	Pittsburgh	W	100-84
1/10	at Tampa	L	76-78
1/12	at Florida State	L	93-122
1/13	at Jacksonville	W	72-67
1/18	Jacksonville	W	76-75
1/26	at Stetson	W	72-67
1/27	at Florida Southern	W	94-76
1/30	Maryland	W	93-73
2/1	at Dayton	L	60-98
2/3	at Tulane	L	88-99
2/10	Florida A&M	W	108-98
2/13	at Memphis State	L	44-67
2/15	at #1 Houston	L	64-106
2/17	at Loyola (N.O.)	L	84-86
2/20	Stetson	W	88-71
2/24	Creighton	W	106-93
3/1	Florida State	W	96-84
Season Totals:			2368-2419
! Hurricane Classic			

1968-69

Record: 14-10

Ron Godfrey, Head Coach

12/6	vs. Florida State +	L	84-111
12/7	vs. Florida +	L	62-111
12/11	at La Salle	L	71-96
12/13	at Alabama	L	72-85
12/20	vs. Yale %	W	77-71
12/21	vs. Maryland %	W	92-85
12/27	vs. Pittsburgh !	W	72-70
12/28	vs. Illinois !	L	76-86
1/4	Bucknell	W	89-84
1/6	at Tampa	L	61-62
1/10	at Florida State	L	81-86
1/11	at Jacksonville	W	94-87
1/16	Tulane	L	79-90

YEAR-BY-YEAR RESULTS

[] **MIZAMI RANK** #**OPPONENT RANK**

1/28	at Florida Southern	W	87-83
1/29	at Stetson	W	98-90
1/31	Hawaii	W	84-82
2/1	Morehead State	WOT	92-91
2/4	Stetson	L	83-87
2/8	Florida A&M	W	94-91
2/15	Loyola (N.O.)	W	89-80
2/18	Tampa	W	95-79
2/22	Miami (Ohio)	W	74-68
2/25	Jacksonville	W	95-86
3/1	Florida State	LOT	86-89
Season Totals:			1985-2048
+ Sunshine State Classic (Jacksonville, Fla.)			
% Marshall Tournament (Huntington, W.Va.)			
! Hurricane Classic			

1969-70

Record: 9-17

Ron Godfrey, Head Coach

12/1	Oregon State	L	81-86
12/3	Biscayne	W	62-60
12/5	vs. Pittsburgh %	W	85-67
12/6	vs. Duquesne %	L	88-94
12/12	at #2 UCLA	L	69-127
12/13	at Pepperdine	LOT	90-93
12/19	at St. Mary's (CA)	W	91-84
12/29	vs. Seton Hall !	L	69-76
12/30	vs. #5 Ohio University !	L	74-99
1/3	Bucknell	W	93-88
1/5	Rhode Island	W	105-95
1/9	at Florida State	L	63-114
1/10	at #7 Jacksonville	L	87-121
1/15	Centenary	W	94-78
1/23	at Florida Southern	W	103-92
1/24	at Stetson	L	88-116
1/29	at Tulane	L	90-105
1/31	at Loyola (N.O.)	L	84-98
2/7	Florida A&M	W	118-111
2/12	at Centenary	L	86-107
2/14	at #13 Houston	L	98-118
2/17	La Salle	W	103-96
2/21	Stetson	L	86-95
2/26	Oklahoma City	L	90-91
2/28	#9 Florida State	L	96-112
3/4	#6 Jacksonville	L	97-108
Season Totals:			2290-2521

% Steel Bowl (Pittsburgh, Pa.)

! Hurricane Classic

1970-71

Record: 7-19

Ron Godfrey, Head Coach

12/4	Lehigh >	W	74-67
12/9	at La Salle	L	77-97
12/11	at Dayton	L	77-91
12/18	vs. Nebraska %	L	58-85
12/19	vs. Oklahoma City %	LOT	91-94
12/22	Fordham	L	83-85
12/29	at Maryland	L	77-111
1/2	Oklahoma City	W	90-87
1/4	Seton Hall	W	89-81
1/8	at Florida State	L	106-114
1/9	at #7 Jacksonville	L	82-124
1/11	Lafayette	W	78-75
1/16	Tulane	W	74-71
1/22	at Oklahoma City	L	75-88
1/23	at Creighton	L	84-104
1/29	at Florida Southern	LOT	95-96
1/30	at Stetson	L	74-90
2/1	Morehead State	L	75-76
2/6	Loyola (N.O.)	L	88-107
2/8	Stetson	L	76-91
2/11	at George Washington	L	81-83
2/13	at American	L	82-93
2/20	Houston	L	93-99
2/23	Marshall	W	89-88
2/27	Florida State	W	100-94
3/2	#9 Jacksonville	L	75-94
Season Totals:			2143-2373
% Husker Classic (Lincoln, Neb.)			
> 450th program victory			

RECORDS

YEAR-BY-YEAR RESULTS

[] MIAMI RANK #OPPONENT RANK

1985-86

Record: 14-14

Bill Foster, Head Coach

11/22	The Citadel	W	85-77
11/29	Georgia State %	W	82-77
11/30	Georgia %	W	81-78
12/7	at Wisconsin	L	66-88
12/9	at Wis.-Green Bay	W	67-63
12/17	Florida	L	64-81
12/18	Rider	W	81-58
12/21	at UCLA	L	64-109
12/27	Brown +	L	61-62
12/28	Manhattan +	W	79-61
1/2	Fairfield	L	47-56
1/4	Hofstra	W	70-63
1/11	Towson State	W	71-66
1/18	Arizona	LOT	74-81
1/20	Florida State	W	83-75
1/23	Baptist	W	71-60
1/27	at Florida	L	53-75
1/31	at Brooklyn College ^	W	102-93
2/3	at Florida State	L	72-90
2/8	at Dayton	L	68-79
2/12	MD-Eastern Shore	W	77-55
2/15	New Orleans	L	75-85
2/19	at #2 Duke	L	82-102
2/22	#14 Notre Dame	L	73-126
2/26	American	W	73-64
3/3	Hartford	W	66-62
3/5	at Marquette	L	62-84
Season Totals:			2006-2131

% AMI Classic (Knight Center, Miami, Fla.)

+ Orange Bowl Tournament

^ West Palm Beach Auditorium

1986-87

Record: 15-16

Bill Foster, Head Coach

11/28	vs. UCF %	W	64-54
11/29	vs. Penn State %	L	61-74
12/6	at #1 North Carolina	L	77-122
12/8	Wisconsin	L	54-65
12/14	Winthrop	L	55-63
12/20	Dartmouth	L	86-88
12/22	Duke	L	67-74
12/29	vs. Yale !	WOT	78-75
12/30	vs. Stanford !	W	71-58
1/3	Wisconsin-Green Bay	L	45-62
1/5	St. Francis (Pa.)	L	85-82
1/8	vs. PR-Bayamon ^	W	74-54
1/9	vs. PR-Rio Piedras ^	W	111-64
1/10	vs. Radford ^	W	66-62
1/14	MD-Eastern Shore	W	88-66
1/17	at #20 Kansas	L	47-82
1/20	Providence	L	88-92
1/24	Marquette	WOT	91-89
1/29	at New Mexico	L	78-87
1/31	at San Diego State	WOT	83-82
2/4	Florida State	W	63-57
2/7	Navy	W	62-78
2/10	at Farleigh Dickinson @	L	70-73
2/14	Dayton	L	78-92
2/16	Armstrong State	W	97-47
2/18	FIU	W	102-81
2/21	at #18 Florida	L	60-99
2/26	at Florida State	L	84-108
2/28	Coppin State	W	115-76
3/5	#20 Notre Dame	L	49-65
3/7	Brooklyn College	W	83-64
Season Totals:			2332-2335

% AMI Classic (Miami, Fla.)

! Palm Beach Hurricane Classic

^ Puerto Rico Tournament

@ at Meadowlands (East Rutherford, N.J.)

RECORDS

YEAR-BY-YEAR RESULTS

[] MIAMI RANK #OPPONENT RANK

1987-88

Record: 17-14

Bill Foster, Head Coach

11/27	vs. #9 Michigan ^	L	76-109
11/28	vs. Duquesne ^	W	84-73
11/29	vs. Alaska Anchorage ^	L	77-78
12/4	vs. Colgate %	W	96-68
12/5	vs. South Carolina %	L	63-76
12/17	St. Thomas	W	71-47
12/19	Texas	W	86-85
12/21	Alabama State	W	110-107
12/29	vs. American !	W	104-70
12/30	vs. #11 Purdue !	L	82-110
1/2	#18 Georgetown	L	78-82
1/4	Farleigh Dickinson	W	81-68
1/6	at #9 Duke	L	69-107
1/9	Winthrop	W	62-60
1/11	Md. Baltimore Co.	W	75-56
1/16	at Marquette	L	51-65
1/20	Coppin State	W	64-54
1/23	South Florida	W	80-75
1/27	at Providence	W	83-77
2/1	Marist @	WOT	79-76
2/4	Monmouth	LOT	62-64
2/6	San Diego State	L	49-56
2/9	at #8 Brigham Young	L	86-99
2/15	Florida	L	73-83
2/18	Marist	L	62-72
2/22	at VCU	W	96-93
2/27	DePaul	L	82-101
3/1	at South Florida >	W	92-71
3/5	UCF	W	100-80
3/8	at Dayton	L	89-90
3/12	FIU	W	92-76

Season Totals: 2006-2131

^ Great Alaska Shootout (Anchorage, Alaska)

% City of Miami Classic

! Eastern Airlines Palm Beach Classic

@ at Madison Square Garden (New York, N.Y.)

> 500th program victory

1988-89

Record: 19-12

Bill Foster, Head Coach

11/25	Maryland - Eastern Shore	W	108-80
11/28	Oral Roberts	W	108-103
12/1	UCLA	L	66-91
12/5	Bethune-Cookman	W	88-72
12/10	#1 Duke	L	102-117
12/16	Long Island	W	102-66
12/19	at Florida	L	81-101
12/23	St. Louis ^	L	71-86
12/24	Eastern Illinois ^	W	83-68
12/25	Old Dominion ^	W	77-76
12/28	Pennsylvania !	W	102-69
12/30	Wichita State !	W	81-59
1/3	at Rutgers	WOT	99-94
1/7	at #5 Georgetown	L	79-112
1/9	VCU	L	77-87
1/12	#12 Kansas	W	87-86
1/16	at Stanford	L	59-93
1/24	#20 Providence	L	91-106
1/28	Marquette	W	106-90
2/1	New Mexico	L	93-110
2/4	Brigham Young	W	107-86
2/6	South Florida	W2OT	106-104
2/8	Tennessee Tech	W	111-101
2/11	at DePaul	L	79-87
2/14	Florida Atlantic @	W	79-74
2/18	at South Florida	W	85-78
2/22	at Texas	L	104-123
2/25	at Oral Roberts	L	92-99
2/27	Davidson	W	90-78
3/2	Savannah State	W	107-98
3/6	FIU	W	89-82

Season Totals: 2809-2778

^ Chaminade Classic (Honolulu, Hawaii)

! Eastern Airlines Palm Beach Classic

@ at West Palm Beach Auditorium

RECORDS

YEAR-BY-YEAR RESULTS

[] MIAMI RANK #OPPONENT RANK

1989-90

Record: 13-15

Bill Foster, Head Coach

11/27	Maryland Baltimore Co.	W	91-74
12/1	Baptist	W	77-67
12/6	Dayton	W	87-82
12/16	Alabama State	L	81-98
12/19	at #20 Arizona	L	53-83
12/27	Lehigh !	L	59-83
12/29	Boston College !	L	60-69
1/1	at George Mason	WOT	101-91
1/6	at South Florida	L	77-93
1/10	#1 Kansas	L	73-100
1/12	Brooklyn College	W	94-61
1/15	at Washington	L	67-83
1/18	Florida State	W2OT	101-97
1/20	Arizona State	L	58-62
1/27	at Notre Dame	L	60-107
1/31	at DePaul	L	48-76
2/3	Mercer	W	53-47
2/5	at #25 North Carolina	L	74-87
2/10	at Davidson	W	72-64
2/12	DePaul	L	49-66
2/15	Central Conn. State	W	62-40
2/17	at Florida State	L	73-92
2/19	Florida	W	62-59
2/21	at Providence	L	67-101
2/24	South Florida	W	81-73
2/27	Hartford	L	58-62
3/3	Tulane	W	93-60
3/6	FIU	W	83-55
Season Totals:			2014-2132

! Eastern Airlines Palm Beach Classic

1990-91

Record: 9-19

Leonard Hamilton, Head Coach

11/23	George Mason	L	91-97
11/27	at Penn State	L	67-93
12/1	at Southern Cal	L	71-92
12/5	at South Florida	L	71-79
12/14	#11 Georgia	L	60-78
12/17	Dartmouth	W	72-60
12/19	at SMU	L2OT	88-93
12/27	Miami (Ohio) !	L2OT	99-101
12/28	Mississippi State !	W	74-67
12/30	at Florida	L	60-62
1/3	at St. Joseph's (Pa.)	L	79-92
1/5	at West Virginia	L	67-71
1/9	Lehigh	W	99-67
1/12	Notre Dame	L	52-60
1/14	Lafayette	L	57-73
1/16	at Kansas	L	60-73
1/21	at Memphis State	L	72-80
1/25	Penn State	L	57-69
1/28	at Wake Forest	L	66-72
1/31	Northeastern	W	79-63
2/2	Davidson	W	79-67
2/6	St. Joseph's (Pa.)	W	87-64
2/9	VCU	W	73-58
2/11	Memphis State	LOT	82-83
2/23	DePaul	L	53-66
2/25	South Florida	W	67-58
3/4	FIU	W	87-65
3/6	at #25 DePaul	L	58-75
Season Totals:			2027-2078

! Eastern Airlines Palm Beach Classic

RECORDS

YEAR-BY-YEAR RESULTS

[] MIAMI RANK #OPPONENT RANK

1991-92

Record: 8-24, 1-17 BIG EAST

Leonard Hamilton, Head Coach

11/23 Barry	W	80-67
11/25 Florida Atlantic	W	83-53
11/29 Maine ^	W	62-57
11/30 Eastern Kentucky ^	L	61-66
12/1 Tennessee ^	W	72-60
12/6 Howard	L	55-64
12/20 SMU	L	60-69
12/23 at Arizona State	L	57-62
12/27 Marshall !	W	70-55
12/29 George Washington !	L	64-78
1/2 at #5 Connecticut*	L	62-85
1/4 at St. John's*	L	69-83
1/7 at #18 Seton Hall*	L	52-64
1/11 at #20 Syracuse*	L	57-73
1/14 #17 St. John's*	W	45-42
1/18 #8 Connecticut*	L	58-77
1/21 Boston College*	L	50-51
1/25 at Georgetown*	L	40-60
1/29 at Pittsburgh*	L	52-82
2/1 at Davidson	L	62-66
2/4 Pittsburgh*	L	55-77
2/12 Providence*	L	51-73
2/15 Georgetown*	L	58-75
2/18 at Villanova*	L	50-74
2/22 at Boston College*	L	49-55
2/25 Villanova*	L	50-61
2/29 #22 Syracuse*	L	63-68
3/2 FIU	W	68-63
3/4 #22 Seton Hall*	LOT	82-90
3/7 at Providence*	L	57-62
3/12 Pittsburgh # >	W	83-71
3/13 #21 Georgetown #	L	64-77
Season Totals:		1941-2160

^ San Juan Shootout (Puerto Rico)

! Palm Beach Classic

* BIG EAST game

BIG EAST Tournament (New York, N.Y.)

> 550th program victory

1992-93

Record: 10-17, 7-11 BIG EAST

Leonard Hamilton, Head Coach

12/1 FIU	L	64-72
12/4 Southwest Texas St.	L	57-60
12/7 at #6 Seton Hall*	L	56-65
12/11 Barry	W	81-64
12/19 Florida Atlantic	W	84-61
12/22 at Georgia	L	67-69
12/27 Southern Cal	L	66-86
12/29 UNC Wilmington	L	73-88
1/2 #10 Georgetown*	W	80-69
1/6 at #24 Pittsburgh*	L	78-85
1/9 at #21 Syracuse*	L	81-89
1/16 at St. John's*	L	74-78
1/19 Providence*	W	75-66
1/23 #20 Pittsburgh*	L	84-86
1/26 Connecticut*	W	80-65
1/30 at Villanova*	L	69-82
2/4 Bethune-Cookman	W	78-54
2/6 Syracuse*	W	81-74
2/10 Boston College*	W	75-71
2/13 at Connecticut*	L	72-88
2/16 at Providence*	L	60-75
2/20 #25 St. John's*	W	82-77
2/23 #14 Seton Hall*	L	73-85
2/27 at Boston College*	L	58-70
3/3 at Georgetown*	L	64-82
3/6 Villanova*	W	77-76
3/11 Georgetown #	L	40-67
Season Totals:		1929-2004

* BIG EAST game

BIG EAST Tournament (New York, N.Y.)

YEAR-BY-YEAR RESULTS

[} MIAMI RANK #OPPONENT RANK

1993-94

Record: 7-20, 0-18 BIG EAST

Leonard Hamilton, Head Coach

11/26	Florida Atlantic	W	85-53
12/1	UNC Asheville	W	82-60
12/4	Florida A&M	W	91-47
12/7	Georgetown*	L	47-61
12/10	Bethune-Cookman	W	82-54
12/17	Sam Houston State	W	73-58
12/19	at Buffalo	W	63-57
12/22	at #21/18 Syracuse*	L	52-81
12/29	Wagner	L	55-57
1/4	at Florida Atlantic	W	79-62
1/8	at Providence*	L	59-81
1/12	at Pittsburgh*	L	55-83
1/15	at #20/20 Boston College*	L	49-69
1/22	St. John's*	L	63-75
1/26	Seton Hall*	L	48-77
1/29	at Georgetown*	L	40-77
2/1	Pittsburgh*	L	71-80
2/5	at #5/6 Connecticut*	L	57-73
2/8	at St. John's*	L	63-78
2/12	Villanova*	L	58-77
2/16	Boston College*	L	63-79
2/19	at Seton Hall*	L	63-85
2/22	#5 Connecticut*	L	49-74
2/26	Providence*	L	60-88
3/1	#14 Syracuse*	L	69-71
3/5	at Villanova*	L	63-83
3/10	Seton Hall #	L	51-69
Season Totals:			1690-1909

* BIG EAST game

BIG EAST Tournament (New York, N.Y.)

1994-95

Record: 15-13, 9-9 BIG EAST

NIT

Leonard Hamilton, Head Coach

11/25	Northeastern Illinois	W	66-48
11/28	Florida Atlantic	W	76-59
11/30	Robert Morris	W	66-51
12/6	#19/19 Syracuse*	L	65-83
12/10	Florida A&M	W	67-53
12/20	at Clemson	L	55-75
12/28	UNLV +	L	55-56
12/30	Fordham	W	55-43
1/2	at Seton Hall*	L	54-72
1/7	at #12/13 Georgetown*	L	64-71
1/11	at St. John's*	W	82-79
1/18	at Providence*	W	81-75
1/21	Boston College*	W	69-68
1/25	#22/25 Villanova*	L	62-92
1/28	at #6/6 Syracuse*	L	51-76
1/31	at #4/5 Connecticut*	L	57-82
2/4	#13/13 Georgetown*	W	67-61
2/7	at #16/18 Villanova*	L	63-73
2/11	Providence*	W	69-63
2/13	St. John's*	W	71-69
2/18	at Pittsburgh*	L	61-67
2/22	Seton Hall*	W	61-57
2/25	at Boston College*	WOT	77-71
2/28	Pittsburgh*	WOT	76-68
3/2	at Florida Atlantic	W	80-70
3/4	#4/5 Connecticut*	L	67-75
3/10	vs. #24 Georgetown #	L	58-69
3/15	at Penn State \$	L	56-62
Season Totals:			1831-1888

+ Orange Bowl Classic

* BIG EAST game

BIG EAST Tournament (New York, N.Y.)

\$ NIT (University Park, Pa.)

YEAR-BY-YEAR RESULTS

[] MIAMI RANK

#OPPONENT RANK

1995-96

Record: 15-13, 8-10 BIG EAST

Leonard Hamilton, Head Coach

11/24	Northeastern Illinois	W	81-58
11/27	at Florida Atlantic	W	76-56
12/2	Seton Hall*	W	80-70
12/5	#2/2 Villanova*	L	68-70
12/9	Florida A&M	W	77-53
12/16	Winthrop	W	81-56
12/20	Florida Atlantic	W	61-51
12/23	Clemson	LOT	52-66
12/27	vs. Tennessee+	L	54-56
12/29	Columbia	W	69-62
1/3	#11/12 Syracuse*	W	75-66
1/6	at #7/6 Connecticut*	L	52-73
1/10	at Seton Hall*	L	63-66
1/13	at #5/5 Georgetown*	L	67-72
1/20	Pittsburgh*	W	66-57
1/23	Notre Dame*	W	72-64
1/27	at #7/7 Villanova*	L	62-90
2/1	at #18/16 Syracuse*	L	51-72
2/6	West Virginia*	W	68-65
2/10	#22/21 Boston College*	L	58-62
2/14	at Providence*	L	54-77
2/17	at West Virginia*	L	69-72
2/20	St. John's*	W2OT	96-91
2/25	at Rutgers*	L	55-71
2/28	at Notre Dame*	W	71-59
3/2	Providence*	W	66-59
3/6	vs. Rutgers #	W	77-67
3/7	vs. #6/6 Georgetown #	L	62-92
Season Totals:			1883-1873

+ Orange Bowl Classic

* BIG EAST game

BIG EAST Tournament (New York, N.Y.)

1996-97

Record: 16-13, 9-9 BIG EAST

NIT

Leonard Hamilton, Head Coach

11/22	Buffalo	W	78-61
11/24	Florida Atlantic >	W	83-74
11/29	at UNLV	L	43-55
12/3	St. John's*	L	57-61
12/7	#19/17 Syracuse*	W	67-63
12/13	Hartford	W	74-58
12/18	Jacksonville	W	74-57
12/22	at Tennessee	L	65-78
12/28	vs. DePaul+	W	61-45
12/30	Lehigh	W	68-32
1/2	at #25/25 Boston College*	L	62-65
1/4	at Georgetown*	W	69-67
1/8	at Pittsburgh*	L	72-76
1/11	at #8/7 Villanova*	W	61-59
1/15	Providence*	W	71-69
1/18	Georgetown*	WOT	68-65
1/22	Connecticut*	W	69-46
2/2	at Rutgers*	L	59-60
2/5	Pittsburgh*	W	78-63
2/8	Rutgers*	W	53-50
2/10	at Seton Hall*	W	61-51
2/15	at Connecticut*	L	52-72
2/19	Boston College*	L	57-59
2/22	at St. John's*	L	73-77
2/25	at Notre Dame*	L	60-69
3/1	West Virginia*	L	54-82
3/5	vs. St. John's #	WOT	76-68
3/6	vs. Georgetown #	L	59-63
3/13	vs. Michigan \$	L	63-76
Season Totals:			1105-1126

+ Orange Bowl Classic

* BIG EAST game

BIG EAST Tournament (New York, N.Y.)

\$ NIT (Ann Arbor, Mich.)

> 600th program victory

YEAR-BY-YEAR RESULTS

[] MIAMI RANK #OPPONENT RANK

1997-98

Record: 18-10, 11-7 BIG EAST

NCAA Tournament

Leonard Hamilton, Head Coach

11/14	at Southern Illinois	W	73-61
11/16	Florida Atlantic	W	69-47
11/21	#17/17 Charlotte	W	89-72
11/24	Eastern Kentucky	W	86-64
11/29	at Jacksonville	W	74-70
12/2	Rutgers*	W	63-55
12/6	Georgetown*	W	66-56
12/12	Georgia State	W	80-64
12/22	at Memphis	W	65-57
12/27	vs. #/23 Georgia Tech +	L	61-69
12/31	at Seton Hall*	W	78-65
1/3	at Pittsburgh*	W	73-65
1/6	#8/8 Connecticut*	W	76-67
1/10	at #25/21 West Virginia*	L	84-98
1/13	at St. John's*	L	64-73
1/18	at #15/15 Syracuse*	L	67-85
1/22	Villanova*	W	78-63
1/28	at Boston College*	W	67-57
1/31	at Villanova*	L	75-78
2/4	Providence*	W	64-54
2/10	#23/20 Syracuse*	L	63-72
2/14	Notre Dame*	W	66-57
2/18	at Providence*	L	57-59
2/22	at Notre Dame*	W	65-59
2/24	Seton Hall*	L	71-76
2/28	#19/19 West Virginia*	W	70-66
3/4	vs. Georgetown #	L	56-62
3/13	vs. #19/20 UCLA \$	L	62-65

Season Totals: 1962-1836

+ Orange Bowl Classic

* BIG EAST game

BIG EAST Tournament (New York, N.Y.)

\$ NCAA Tournament (Atlanta, Ga.)

1998-99

Record: 23-7, 15-3 BIG EAST

NCAA Tournament

Leonard Hamilton, Head Coach

11/13	at Florida Atlantic	W	97-73
11/23	at Charlotte	L	59-66
11/27	Northern Iowa	W	78-69
12/5	at #8/8 Kentucky	L	65-74
12/8	Boston College*	W	77-64
12/11	UCF	W	66-56
12/18	at Georgia State	W	76-55
12/22	Memphis	W	80-64
12/27	vs. Ohio State +	W	72-64
12/30	at Georgetown*	W	64-63
1/6	#10/9 St. John's*	W	84-79
1/9	Notre Dame*	L	68-71
1/13	at Rutgers*	W	74-62
1/16	at West Virginia*	W	64-55
1/20	[25] #1 Connecticut*	LOT	68-70
1/24	[25] at Boston College*	W	75-67
1/27	[23/25] Seton Hall*	W	77-71
1/30	[23/25] at Pittsburgh*	L	54-60
2/3	[25] at #9/10 St. John's*	W	73-70
2/6	[25] Georgetown*	W	71-58
2/8	[16/21] at #18/17 Syracuse*	W	76-63
2/13	[16/21] at Providence*	W	69-65
2/16	[16/21] Villanova*>	W	103-82
2/20	[16/21] at #2 Connecticut*	W	73-71
2/23	[11/13] Pittsburgh*	W	85-52
2/27	[11/13] Rutgers*	W	68-63
3/4	[9/10] vs. Georgetown #	W	65-54
3/5	[9/10] vs. #10/9 St. John's #	L	59-62
3/12	[10/12] vs. Lafayette \$	W	75-54
3/14	[10/12] vs. Purdue \$	L	63-73

Season Totals: 2178-1950

+ Orange Bowl Classic

* BIG EAST game

BIG EAST Tournament (New York, N.Y.)

\$ NCAA Tournament (Boston, Mass.)

> 550th program victory

YEAR-BY-YEAR RESULTS

[] MIAMI RANK

OPPONENT RANK

1999-00

Record: 23-11, 13-3 BIG EAST

BIG EAST Regular Season Co-Champions

NCAA Sweet Sixteen

Leonard Hamilton, Head Coach

11/19	at UCF	W	81-54
11/23	[/24] Monmouth	W	67-46
11/30	[/25] Bethune-Cookman	W	102-75
12/4	at Memphis	L	72-82
12/7	Charlotte	L	65-75
12/11	Hartford	W	97-61
12/18	vs. #7/9 North Carolina +	L	78-68
12/20	vs. La.-Lafayette ^	L	60-66
12/21	vs. Detroit Mercy ^	W	68-64
12/22	vs. Illinois State ^	L	78-87
12/27	Florida Atlantic	W	89-52
12/29	Quinnipiac	W	80-66
1/5	West Virginia*	W	66-58
1/8	#7/8 Syracuse*	L	55-67
1/11	at Seton Hall*	W	71-64
1/15	at Georgetown*	L	61-65
1/17	at Villanova*	W	67-66
1/22	Boston College*	W	62-54
1/25	at Notre Dame*	W	63-49
1/29	#16/18 Kentucky	L	57-60
2/1	Pittsburgh*	W	64-60
2/5	at Rutgers*	W	58-52
2/7	Georgetown*	W	77-55
2/16	Providence*	L	45-47
2/19	at #18/18 Connecticut*	W	63-57
2/22	at West Virginia*	W	68-50
2/26	Notre Dame*	W	55-52
2/29	at Pittsburgh*	W	74-66
3/5	#18/21 St. John's*	W	74-70
3/9	[23] vs. Notre Dame #	W	61-58
3/10	[23] vs. #19/20 St. John's #	L	57-58
3/17	[23/25] vs. Arkansas \$	W	75-71
3/19	[23/25] vs. #8/8 Ohio State \$	W	75-62
3/24	[23/25] vs. #18/19 Tulsa \$\$	L	71-80
Season Totals:			2346-2127

+ Orange Bowl Classic

^ San Juan Shootout (Puerto Rico)

* BIG EAST game

BIG EAST Tournament (New York, N.Y.)

\$ NCAA Tournament (Nashville, Tenn.)

\$\$ NCAA Tournament (Austin, Texas)

2000-01

Record: 16-13, 8-8 BIG EAST

NIT

Perry Clark, Head Coach

11/18	at Florida Atlantic	W	76-59
11/21	Columbia	W	65-41
11/25	Northeastern	W	92-86
11/28	at Charlotte	L	63-95
12/4	at #14/12 North Carolina	L	45-67
12/9	UCF	W	83-72
12/16	vs. Nebraska +	L	64-72
12/18	Eastern Illinois	W	83-73
12/21	Memphis	W	66-57
12/27	Lehigh	W	71-52
12/29	Tennessee-Martin	W	70-54
1/3	at Pittsburgh*	L	51-62
1/7	Boston College*	L	72-73
1/10	at Virginia Tech*	L	74-85
1/13	at #24 Boston College*	L	73-82
1/16	at Providence*	W	78-64
1/20	#15/15 Connecticut*	W	77-74
1/22	at St. John's*	LOT	63-67
1/28	Providence*	L	70-80
2/1	#22/25 Seton Hall*	W	72-66
2/6	Virginia Tech*	W	86-61
2/10	St. John's*	L2OT	79-85
2/13	at #10/7 Syracuse*	W	68-57
2/17	at Villanova*	W	80-62
2/24	at Connecticut*	L	53-60
2/28	West Virginia*	W	73-66
3/3	Villanova*	W	65-53
3/7	vs. Pittsburgh #	L	69-78
3/14	vs. Auburn \$	L	58-60
Season Totals:			2039-1963

+ Orange Bowl Classic

* BIG EAST game

BIG EAST Championship (New York, N.Y.)

\$ NIT (Auburn, Ala.)

RECORDS

YEAR-BY-YEAR RESULTS

[] MIAMI RANK #OPPONENT RANK

2001-02

Record: 24-8, 10-6 BIG EAST

NCAA Tournament

Perry Clark, Head Coach

11/18	vs. Eastern Michigan ^	W	93-56
11/19	vs. UAB ^	W	81-79
11/20	vs. Clemson ^	W	67-65
11/24	Lafayette	W	79-69
11/26	Florida Atlantic	W	74-48
11/29	Howard >	W	87-71
12/3	FIU	W	77-59
12/8	at Texas A&M	W	64-55
12/15	vs. #21/24 Indiana +	W	58-53
12/18	Florida A&M	W	90-62
12/22	Charlotte	W	64-56
12/27	[24/23] at LSU	W	68-61
12/30	[24/23] St. Francis (Pa.)	W	71-48
1/2	[21/21] at #23/24 Georgetown*	W	79-71
1/5	[21/21] at Connecticut*	L	75-76
1/8	[21/20] at St. John's*	L	60-71
1/12	[21/20] at Virginia Tech*	W	77-68
1/15	[24/20] Pittsburgh*	W2OT	76-69
1/19	[24/20] Providence*	WOT	102-96
1/24	[22/19] Villanova*	W	76-58
1/29	[15/16] Boston College*	L	65-70
2/2	[15/16] #17/22 Connecticut*	W	68-66
2/5	[12/11] at Villanova*	W	65-56
2/10	[12/11] at Boston College*	L	63-76
2/13	[13/11] St. John's*	W	79-56
2/17	[13/11] at Rutgers*	L	61-64
2/23	[17/13] Notre Dame*	L	77-90
2/26	[22/18] at Providence*	W	81-65
3/2	[22/18] Virginia Tech*	W	83-77
3/7	[21/21] vs. Georgetown #	W	84-76
3/8	[21/21] vs. #7/7 Pittsburgh #	L	71-76
3/14	[21/21] vs. Missouri \$	L	80-93
Season Totals:			2395-2156

^ Virgin Islands Paradise Jam (St. Thomas, V.I.)

+ Orange Bowl Classic, AmericanAirlines Arena

* BIG EAST game

BIG EAST Championship (New York, N.Y.)

\$ NCAA Tournament (Albuquerque, N.M.)

> 700th program victory

2002-03

Record: 11-17, 4-12 BIG EAST

Perry Clark, Head Coach

11/23	New Hampshire	W	93-58
11/26	Texas A&M	W	78-72
11/30	Savannah State	W	91-57
12/3	at Florida Atlantic	LOT	73-74
12/8	at Florida State	L	55-72
12/15	at Charlotte	L	64-69
12/18	Arkansas-Pine Bluff	W	79-42
12/21	vs. #13/13 Florida +	L2OT	93-94
12/27	at UCF	W	62-51
12/30	Lehigh	W	68-62
1/4	North Carolina @	WOT	64-61
1/7	at West Virginia*	L	63-68
1/11	at #3/3 Connecticut*	LOT	80-83
1/18	at Seton Hall*	L	53-76
1/20	#11/8 Connecticut*	W	77-76
1/26	Syracuse*	L	49-54
1/29	Providence*	W	60-57
2/2	at St. John's*	L	74-77
2/8	Villanova*	LOT	67-72
2/11	Virginia Tech*	W	85-65
2/15	at Boston College*	L	65-76
2/18	at Providence*	L	63-73
2/22	Georgetown*	L	72-74
2/25	at Villanova*	L	56-75
3/1	Boston College*	L	68-72
3/5	at Virginia Tech*	W	79-71
3/8	St. John's*	L	73-76
3/12	vs. Seton Hall #	L	52-67
Season Totals:			1956-1924

+ Orange Bowl Classic, AmericanAirlines Arena

* BIG EAST game

@ First game at BankUnited Center

BIG EAST Championship (New York, N.Y.)

YEAR-BY-YEAR RESULTS

[] MIZAMI RANK #OPPONENT RANK

2003-04

Record: 14-16, 4-12 BIG EAST

Perry Clark, Head Coach

11/21	Lubbock Christian ^	W	86-66
11/23	Louisiana-Monroe ^	W	78-60
11/25	vs. Rhode Island ^^	L	53-54
11/26	vs. Bradley ^^	L	82-83
12/2	Stetson	W	91-70
12/6	FIU	W	89-72
12/9	UMBC	W	61-52
12/14	Florida State	L	58-67
12/20	vs. Temple +	W	72-66
12/22	North Carolina A&T	W	81-62
12/27	Florida Atlantic	W	76-51
12/30	IPFW	W	75-52
1/3	Savannah State	W	105-65
1/7	at #12/13 North Carolina	L	64-89
1/10	#15/15 Pittsburgh*	LOT	84-80
1/14	at St. John's*	W	70-64
1/17	at Virginia Tech*	W	65-59
1/21	Rutgers*	W	73-63
1/25	Villanova*	L	69-76
1/28	at Notre Dame*	L	62-72
1/31	Georgetown*	LOT	80-87
2/4	at Rutgers*	LOT	70-72
2/7	at Georgetown*	L	64-80
2/11	Boston College*	LOT	72-74
2/14	#/25 Syracuse*	L	74-91
2/18	at #8/8 Connecticut*	L	63-76
2/21	at #19/17 Providence*	L	57-70
2/24	Seton Hall*	L	66-76
3/2	at Villanova*	W	59-56
3/6	West Virginia*	L	53-58
Season Totals:			2148-2067

^ Las Vegas Tournament (Coral Gables, Fla.)

^^ Las Vegas Tournament (Las Vegas, Nev.)

+ Orange Bowl Classic, AmericanAirlines Arena

* BIG EAST game

2004-05

Record: 16-13, 7-9 ACC

Inaugural ACC Season

NIT

Frank Haith, Head Coach

11/20	Wofford	W	67-64
11/23	South Carolina State	L	50-60
11/27	vs. Xavier +	LOT	70-83
11/29	Florida Atlantic	W	84-68
12/4	at #19/18 Florida	W	72-65
12/7	at FIU	W	80-67
12/12	Massachusetts	W	80-53
12/18	Stetson	W	81-50
12/23	Tennessee Tech >	W	69-57
12/30	Appalachian State	W	80-63
1/2	Norfolk State	W	76-58
1/6	at #9/10 Georgia Tech*	L	69-80
1/9	#/24 NC State*	W	67-66
1/12	at Virginia*	W	91-80
1/15	Florida State*	W	64-63
1/19	#4/4 Duke*	L	83-92
1/22	at #6/6 North Carolina*	L	67-87
1/26	Clemson*	W	69-65
1/29	at #5/5 Wake Forest*	L	82-94
2/2	Virginia Tech*	L	63-73
2/5	#22/24 Maryland*	WOT	75-73
2/12	at Clemson*	W	83-77
2/15	#5/5 Wake Forest*	L	63-68
2/19	at Virginia Tech*	L	58-71
2/22	at Florida State*	W	65-49
2/26	Georgia Tech*	L	72-76
3/3	at #6/6 Duke*	L	59-83
3/10	vs. Virginia #	L	65-66
3/15	at South Carolina \$	L	67-69
Season Totals:			2071-2020

+ Orange Bowl Classic, AmericanAirlines Arena

* ACC Game

ACC Tournament (Washington, D.C.)

\$ NIT (Columbia, S.C.)

> 750th program victory

RECORDS

YEAR-BY-YEAR RESULTS

[] MIAMI RANK #OPPONENT RANK

2005-06

Record: 18-16, 7-9 ACC

NIT

Frank Haith, Head Coach

11/13	vs. Texas-Arlington ^	W	76-65
11/14	vs. Air Force ^	L	53-57
11/15	vs. Green Bay ^	W	80-54
11/19	Morgan State	W	83-51
11/22	North Carolina A&T	W	87-62
11/27	at Temple	L	56-73
11/29	at Michigan @	L	53-74
12/3	Birmingham-Southern	W	82-55
12/10	Wofford	W	71-40
12/18	at #21/19 NC State*	L	69-81
12/22	#5/5 Florida	L	67-77
12/27	Stetson	W	65-56
12/31	vs. #10/10 Louisville+	L	43-58
1/2	Sacred Heart	W	63-57
1/7	#14/12 Maryland*	W	84-70
1/14	at #20/20 North Carolina*	W	81-70
1/18	Clemson*	W	62-38
1/21	#21/21 Boston College*	L	61-65
1/24	at Virginia*	L	51-71
1/29	at Florida State*	WOT	84-78
1/31	Wake Forest*	W	78-69
2/4	at Georgia Tech*	W	70-53
2/8	#16/15 NC State*	L2OT	77-86
2/12	#23/24 North Carolina*	L	70-80
2/16	at #13/15 Boston College*	L	54-65
2/19	at #2/2 Duke*	L	71-92
2/22	Virginia Tech*	W	70-59
3/1	at Maryland*	L	61-65
3/5	Florida State*	L	64-67
3/9	vs. Clemson #	W	66-63
3/10	vs. #3/3 Duke #	L	76-80
3/15	Oklahoma State \$	W	62-59
3/20	at Creighton \$\$	W	53-52
3/22	at Michigan \$\$\$	L	65-71
Season Totals:			2308-2213

^ BCA Classic (Seattle, Wash.)

@ ACC/Big Ten Challenge

+ Orange Bowl Basketball Classic

* ACC Game

ACC Tournament (Greensboro, N.C.)

\$ NIT (Coral Gables, Fla.)

\$\$ NIT (Omaha, Neb.)

\$\$\$ NIT (Ann Arbor, Mich.)

2006-07

Record: 12-20, 4-12 ACC

Frank Haith, Head Coach

11/11	FIU	W	73-50
11/14	Alcorn State	W	96-57
11/17	at Evansville ^	W	74-69
11/18	vs. Buffalo ^	L	57-60
11/19	vs. Cleveland State ^	L	67-78
11/25	Lafayette	W	98-66
11/28	at Northwestern @	L	59-61
12/3	#21/25 Georgia Tech*	W	90-82
12/9	Lehigh	W	79-58
12/11	Mississippi State	L	52-70
12/16	Stetson	W	89-64
12/20	Binghamton	L	74-79
12/23	at Louisville	L	59-82
12/30	vs. Nebraska+	L	67-82
1/2	at Massachusetts	W	72-71
1/6	Wake Forest*	L	58-59
1/10	at #/25 Maryland*	W	63-58
1/14	#11/11 Duke*	L	63-85
1/16	at Boston College*	L	63-82
1/20	at Florida State*	L	67-86
1/23	#24/23 Virginia Tech*	L	85-92
1/31	at #3/3 North Carolina*	L	64-105
2/3	at Virginia*	L	70-81
2/7	Boston College*	L	68-75
2/10	NC State*	W	80-65
2/17	at Wake Forest*	L	69-74
2/21	#24/19 Virginia*	W	68-60
2/24	at Virginia Tech*	L	57-73
2/28	at Clemson*	LOT	70-74
3/3	Florida State*	LOT	90-98
3/8	vs. #17/21 Maryland #	W	67-62
3/9	vs. Boston College #	LOT	71-74

Season Totals: 2279-2332

^ American Youth Classic (Evansville, Ill.)

@ ACC/Big Ten Challenge

+ Orange Bowl Classic (Miami, Fla.)

* ACC Game

ACC Tournament (Tampa, Fla.)

YEAR-BY-YEAR RESULTS

[] MIAMI RANK #OPONENT RANK

2007-08

Record: 23-11, 8-8 ACC

NCAA Tournament

Frank Haith, Head Coach

11/9	Florida Southern	W	104-61
11/15	vs. Marist ^	W	85-61
11/16	vs. VCU ^	W	69-63
11/18	vs. Providence ^	W	64-58
11/24	Morgan State	W	55-51
11/28	Alabama State	W	83-74
12/2	St. John's	W	66-47
12/8	at Fla. International	W	67-53
12/13	at Mississippi State	W	64-58
12/17	[22/22] Stetson	W	89-53
12/20	[22/22] North Florida >	W	85-63
12/23	[22/22] North Carolina A&T	W	95-64
12/29	[19/19] vs. Winthrop +	L	70-76
1/2	Penn	W	88-62
1/12	[25] Georgia Tech*	W	78-68
1/15	[21/24] at Boston College*	L	66-76
1/19	[21/24] at NC State*	LOT	77-79
1/23	#5/4 North Carolina*	L	82-98
1/27	#/25 Clemson*	W	75-72
1/29	at Wake Forest*	L	68-70
2/2	at #3/3 Duke*	L	73-88
2/6	Florida State*	L	55-62
2/9	at Virginia Tech*	W	74-71
2/17	at Georgia Tech*	W	64-63
2/20	#5/4 Duke*	W	96-95
2/23	Maryland*	W	78-63
2/27	at Clemson*	L	69-79
3/1	Virginia*	W	95-93
3/5	Boston College*	W	74-61
3/8	at Florida State*	LOT	72-75
3/13	vs. NC State #	W	63-50
3/14	vs. Virginia Tech #	L	49-63
3/21	vs. St. Mary's (Calif.) \$	W	78-64
3/23	vs. #/7 Texas \$	L	72-75
Season Totals:			2542-2309

^ Puerto Rico Tip-Off Classic (San Juan, P.R.)

+ Orange Bowl Basketball Classic

* ACC Game

ACC Tournament (Charlotte, N.C.)

\$ NCAA Tournament (Little Rock, Ark.)

> 800th program victory

2008-09

Record: 19-13, 7-9 ACC

NIT

Frank Haith, Head Coach

11/15	[17/16] Florida Southern	W	96-60
11/21	[17/16] vs. Southern Miss ^	W	70-60
11/23	[17/16] vs. #2/2 Connecticut ^	L	63-76
11/24	[22/21] vs. San Diego ^	W	80-45
11/29	[22/21] Stetson	W	79-65
12/2	[21/22] Ohio State @	L	68-73
12/6	[21/22] at Kentucky	W	73-67
12/12	[/25] Fla. International	W	76-50
12/14	[/25] Robert Morris	W	70-62
12/21	#25/25 Clemson*	L	72-91
12/27	at St. John's	W	70-56
12/31	North Florida	W	94-41
1/3	NC Central	W	76-42
1/5	Florida Atlantic	W	85-69
1/10	at #24/17 Boston College*	W	77-71
1/14	Maryland*	W	62-60
1/17	at #5/6 North Carolina*	L	65-82
1/21	Florida State*	W	75-69
1/25	Virginia Tech*	LOT	83-88
1/27	at NC State*	LOT	81-84
1/31	at Maryland*	L	68-73
2/4	#7/6 Wake Forest*	W	79-52
2/7	at #4/3 Duke*	LOT	75-78
2/15	#3/3 North Carolina*	L	65-69
2/18	at Florida State*	L	67-80
2/21	Boston College*	W	69-58
2/26	at Virginia*	W	62-55
3/4	at Georgia Tech*	L	68-78
3/7	NC State*	W	72-64
3/12	vs. Virginia Tech #	L	47-65
3/18	at Providence \$	W	78-66
3/20	at Florida \$\$	L	60-74
Season Totals:			2325-2123

^ Paradise Jam (U.S. Virgin Islands)

@ ACC/Big Ten Challenge

* ACC Game

ACC Tournament (Atlanta, Ga.)

\$ NIT (Providence, R.I.)

\$\$ NIT (Gainesville, Fla.)

YEAR-BY-YEAR RESULTS

[] MIAMI RANK #OPPONENT RANK

2009-10

Record: 20-13, 4-12 ACC

Frank Haith, Head Coach

11/14	NC Central	W	83-53
11/16	Nova Southeastern	W	108-58
11/19	vs. Tulane ^	W	74-54
11/20	vs. UNC Wilmington ^	W	67-60
11/22	vs. South Carolina ^	W	85-70
11/25	FGCU	W	77-58
11/28	USC Upstate	W	70-41
12/2	Minnesota @	W	63-58
12/6	at Boston College*	L	60-61
12/12	South Carolina State	W	91-54
12/16	at Stetson	W	69-49
12/19	vs. Florida Atlantic +	W	87-69
12/21	North Carolina A&T	W	80-59
12/30	Bethune-Cookman	W	73-55
1/3	at Pepperdine	W	86-63
1/9	Wake Forest*	W	67-66
1/13	[23] at Virginia Tech*	L	66-81
1/16	[23] at Virginia*	L	57-75
1/19	Boston College*	L	75-79
1/26	at Maryland*	L	59-81
1/31	Virginia Tech*	W	82-75
2/2	at Wake Forest*	L	53-62
2/6	at Florida State*	L	65-71
2/10	#20/20 Georgia Tech*	W	64-62
2/13	at Clemson*	L	66-74
2/17	#6/6 Duke*	L	74-81
2/23	Virginia*	W	74-62
2/27	NC State*	L	66-71
3/2	at North Carolina*	L	62-69
3/6	Florida State*	L	60-61
3/11	vs. Wake Forest # >	W	83-62
3/12	vs. Virginia Tech #	W	70-65
3/13	vs. #4/4 Duke #	L	74-77

Season Totals: 2390-2136

^ Charleston Classic (Charleston, S.C.)

@ Big Ten/ACC Challenge

+ Orange Bowl Classic (Sunrise, Fla.)

* ACC Game

ACC Tournament (Greensboro, N.C.)

> 850th program victory

2010-11

Record: 21-15, 6-10 ACC

NIT

Frank Haith, Head Coach

11/12	Jacksonville	W	89-77
11/15	at #19/19 Memphis	L	68-72
11/19	N.C. Central	W	88-65
11/21	at Rutgers	L	45-61
11/24	McNeese State	W	79-59
11/27	at FGCU	W	87-75
11/30	Ole Miss	W	86-73
12/4	West Virginia	W	79-76
12/12	Stetson!	W	68-54
12/18	vs. UCF +	L	78-84
12/21	vs. Oral Roberts ^	W	69-56
12/22	vs. Rice ^	W	73-67
12/23	vs. Akron ^	W	69-61
12/30	Pepperdine	W	94-59
1/2	at #1/1 Duke*	L	63-74
1/8	at Clemson*	L	72-79
1/15	Boston College*	W	72-71
1/19	Florida State*	L	53-55
1/23	at NC State*	L	70-72
1/26	North Carolina*	L	71-74
1/30	at Virginia Tech*	L	68-72
2/3	Georgia Tech*	W	59-57
2/5	Virginia*	WOT	70-68
2/9	at Wake Forest*	W	74-73
2/13	#5/5 Duke*	L	71-81
2/15	at UNC Greensboro	W	78-58
2/20	Clemson*	L	59-63
2/23	at Boston College*	W	73-64
2/26	at Florida State*	L	59-65
3/2	Maryland*	W	80-66
3/6	at Georgia Tech*	L	57-66
3/10	vs. Virginia #	WOT	69-62
3/11	vs. #6/7 North Carolina #	L	59-61
3/16	Florida Atlantic \$	W	85-62
3/21	Missouri State \$	W	81-72
3/23	at Alabama \$\$	L	79-64

Season Totals: 2579-2433

^ Las Vegas Holiday Hoops Classic

+ Orange Bowl Classic (Sunrise, Fla.)

* ACC Game

ACC Tournament (Atlanta, Ga.)

\$ NIT (Coral Gables, Fla.)

\$\$ NIT (Tuscaloosa, Ala.)

YEAR-BY-YEAR RESULTS

[] MIAMI RANK

#OPPONENT RANK

2011-12

Record: 20-13, 9-7 ACC

NIT

Jim Larrañaga, Head Coach

11/11	Tennessee Tech	W	69-58
11/15	Rutgers	W	72-57
11/19	North Florida	W	75-62
11/22	FGCU	W	60-50
11/25	at Ole Miss	LOT	61-64
11/29	at Purdue @	L	65-76
12/3	Massachusetts	W	83-75
12/6	#21/20 Memphis	L	54-71
12/10	at West Virginia	L	66-77
12/17	vs Florida Atlantic +	WOT2	93-90
12/22	at Charlotte	W	76-61
12/30	Appalachian State	W	84-54
1/2	UNCG	W	99-89
1/7	at #21/23 Virginia*	L	51-52
1/10	at #3/3 North Carolina*	L	56-73
1/18	Clemson*	W	76-73
1/22	NC State*	L	73-78
1/24	at Georgia Tech*	W	64-49
1/29	at Boston College*	W	76-54
2/1	Maryland*	WOT2	90-86
2/5	at #7/5 Duke*	WOT	78-74
2/9	Virginia Tech*	W	65-49
2/11	at #15/17 Florida State*	L	59-64
2/15	#8/7 North Carolina*	L	64-73
2/18	Wake Forest*	W	74-56
2/21	at Maryland*	L	70-75
2/26	#15/16 Florida State*	W	78-62
2/29	at NC State*	L	73-77
3/3	Boston College*	W	77-56
3/8	at Georgia Tech #	W	54-36
3/9	vs #17/17 Florida State #	L	71-82
3/14	Valparaiso \$	W	66-50
3/19	Minnesota \$	L	60-78

@ ACC/Big Ten Challenge

+ Orange Bowl Classic (Sunrise, Fla.)

* ACC game

ACC Tournament (Atlanta, Ga.)

\$ NIT (Coral Gables, Fla.)

2012-13

Record: 29-7, 15-3 ACC

ACC Champions

NCAA Sweet 16

Jim Larrañaga, Head Coach

11/9	Stetson	W	87-79
11/13	at FGCU	L	51-63
11/16	Jacksonville	W	73-57
11/24	Detroit	W	77-62
11/28	#13/14 Michigan State @	W	67-59
12/1	at Massachusetts	W	75-62
12/14	Charlotte	W	77-46
12/18	at UCF	W	72-50
12/22	vs. Hawaii ^>	W	73-58
12/23	vs. #4/5 Arizona ^	L	50-69
12/25	vs. Indiana State ^	LOT	55-57
1/2	La Salle	W	76-59
1/5	at Georgia Tech*	W	62-49
1/10	at North Carolina*	W	68-59
1/13	Maryland*	W	54-47
1/16	at Boston College*	W	60-59
1/23	[25] #1/1 Duke*	W	90-63
1/27	[25] Florida State*	W	71-47
1/30	[14/15] at Virginia Tech*	W	73-64
2/2	[14/15] at #19/19 NC State*	W	79-78
2/5	[8/11] Boston College*	W	72-50
2/9	[8/11] North Carolina*	W	87-61
2/13	[3/4] at Florida State*	W	74-68
2/17	[3/4] at Clemson*	W	45-43
2/19	[2/2] Virginia*	W	54-50
2/23	[2/2] at Wake Forest*	L	65-80
2/27	[5/7] Virginia Tech*	W	76-58
3/2	[5/7] at #3/3 Duke*	L	76-79
3/6	[6/7] Georgia Tech*	L	69-71
3/9	[6/7] Clemson*	W	62-49
3/15	[9/10] Boston College #	W	69-58
3/16	[9/10] NC State #	W	81-71
3/17	[9/10] North Carolina #	W	87-77
3/22	[5/4] Pacific \$	W	78-49
3/24	[5/4] Illinois \$	W	63-59
3/28	[5/4] #15/16 Marquette \$\$	L	61-71

* ACC Game

@ Big Ten/ACC Challenge

^ Diamond Head Classic (Honolulu, Hawai'i)

ACC Tournament (Greensboro, N.C.)

\$ NCAA Tournament (Austin, Texas)

\$\$ NCAA Sweet 16 (Washington, D.C.)

> 900th program victory

YEAR-BY-YEAR RESULTS

[] MIAMI RANK #OPPONENT RANK

2013-14

Record: 17-16, 7-11 ACC

Jim Larrañaga, Head Coach

11/8	St. Francis Brooklyn	LOT	62-66
11/11	Georgia Southern	WOT	81-80
11/14	Texas Southern	W	84-69
11/18	at Co. of Charleston &	W	70-54
11/21	UCF	L	58-63
11/28	vs. Geo.Wash. ^	LOT	63-71
11/29	vs. Cal State Fullerton ^	W	48-46
12/1	vs. Arizona St. ^	W	60-57
12/4	at Nebraska @	L	49-60
12/8	Virginia Tech*	LOT	60-61
12/19	at Savannah State	W	68-51
12/22	La Salle	W	71-58
12/30	Loyola (MD)	W	71-48
1/4	at #2/2 Syracuse*	L	49-44
1/8	at North Carolina*	W	63-57
1/15	Florida State*	L	53-63
1/18	at Georgia Tech*	W	56-42
1/22	#18/18 Duke*	L	46-67
1/25	#2/2 Syracuse*	L	52-64
1/29	at Maryland*	L	71-74
2/1	Norfolk State	W	64-49
2/5	#25/22 Pittsburgh*	LOT	55-59
2/8	NC State*	L	55-56
2/10	at Florida State*	W	77-73
2/15	at Virginia Tech*	L	52-45
2/19	Notre Dame*	W	71-64
2/22	Boston College*	W	69-42
2/26	at #12/11 Virginia*	L	65-40
3/1	at NC State*	W	80-65
3/4	at Clemson*	L	58-54
3/8	Wake Forest*	W	69-56
3/12	Virginia Tech #	W	57-53
3/13	NC State #	L	58-67

& Wooden Legacy (Charleston, S.C.)

^ Wooden Legacy (Anaheim, Calif.)

@ Big Ten/ACC Challenge

* ACC Game

ACC Tournament (Greensboro, N.C.)

2014-15

Record: 25-13, 10-8 ACC

NIT Championship Game

Jim Larrañaga, Head Coach

11/14	Howard	W	84-49
11/17	at #8/7 Florida	W	69-67
11/20	vs. Drexel ^	W	66-46
11/21	vs. Akron ^	W	79-51
11/23	vs. Charlotte ^	W	77-58
11/25	[17/20] at Charlotte &	W	77-74
11/28	[17/20] South Alabama	W	87-75
12/2	[15] #24/25 Illinois @	W	70-61
12/6	[15] Green Bay	L	55-68
12/8	[20/21] Savannah State	W	70-39
12/19	[18/19] Eastern Kentucky	L	44-72
12/22	vs. Providence %	L	76-62
12/30	College of Charleston	W	67-40
1/3	#3/3 Virginia*	LOT2	80-89
1/10	Boston College*	W	60-56
1/13	at #4/4 Duke*>	W	90-74
1/17	at #12/12 Notre Dame*	L	70-75
1/22	NC State*	W	65-60
1/24	at Syracuse*	W	66-62
1/28	[23] Georgia Tech*	L	50-70
2/1	[23] at Florida State*	L	54-55
2/3	#9/8 Louisville*	L	55-63
2/8	Clemson*	W	56-45
2/11	at Wake Forest*	L	70-72
2/16	at Boston College*	WOT2	89-86
2/18	Virginia Tech*	W	76-52
2/21	at #12/12 Louisville*	L	53-55
2/25	Florida State*	W	81-77
2/28	#15/18 North Carolina*	L	64-73
3/4	at Pittsburgh*	W	67-63
3/7	at Virginia Tech*	W	82-61
3/11	vs. Virginia Tech #	W	59-49
3/12	vs. #11/9 Notre Dame #	L	63-70
3/17	vs. NC Central \$	W	75-71
3/21	vs. Alabama \$	W	73-66
3/24	at Richmond \$\$	W	63-61
3/31	vs. Temple \$\$\$	W	60-57
4/2	vs. Stanford \$\$\$	LOT	66-64

^ Gildan Charleston Classic (Charleston, S.C.)

& Gildan Charleston Classic (Charlotte, N.C.)

@ ACC/Big Ten Challenge

% Brooklyn Holiday Hoops Invitational, (N.Y.)

* ACC Game

ACC Tournament (Greensboro, N.C.)

\$ NIT (Coral Gables, Fla.)

\$\$ NIT (Richmond, Va.)

\$\$\$ NIT (New York, N.Y.)

> 950th program victory

RECORDS

YEAR-BY-YEAR RESULTS

[] MIAMI RANK

#OPPONENT RANK

2015-16

Record: 27-8, 13-5 ACC

NCAA Sweet 16

Jim Larrañaga, Head Coach

11/13	UT Rio Grande Valley	W	86-59
11/16	Louisiana	W	93-77
11/19	vs. Mississippi State ^	W	105-79
11/20	vs. #16 Utah ^	W	90-66
11/22	vs. #22/20 Butler ^	W	85-75
11/27	[15/19] Northeastern	L	77-78
12/01	[21] at Nebraska @	WOT	77-72
12/05	[21] Charlotte	W	88-60
12/08	[17/20] Florida	W	66-55
12/19	[15/19] Charleston	W	85-63
12/22	[13/16] at La Salle	W	95-49
12/29	[13/15] Princeton	W	76-64
1/02	[13/15] Syracuse*	W	64-51
1/09	[12/11] Florida State*	W	72-59
1/12	[8/9] at #13/11 Virginia*	L	58-66
1/16	[8/9] at Clemson*	L	65-76
1/20	[15/14] at Boston College*	W	67-53
1/23	{15/14} Wake Forest*	W	77-63
1/25	[15/13] #24/20 Duke*	W	80-69
1/30	[15/13] at NC State*	L	69-85
2/03	[17/15] Notre Dame*	W	79-70
2/07	[17/15] at Georgia Tech*	W	75-68
2/09	[12/11] Pittsburgh*	W	65-63
2/14	[12/11] at Florida State*	W	67-65
2/17	[11/10] Virginia Tech*	W	65-49
2/20	[11/10] at #5/4 North Carolina*	L	71-96
2/22	[12/11] #3 Virginia*	W	64-61
2/27	[12/11] #11/- Louisville*	W	73-65
3/02	[7] at Notre Dame*	W	68-50
3/05	[7] at Virginia Tech*	L	62-77
3/10	[11] vs. Virginia Tech #	W	88-82
3/11	[11] vs. #4 Virginia #	L	68-73
3/17	[10/11] vs. Buffalo \$	W	79-72
3/19	[10/11] vs. Wichita State \$	W	65-57
3/24	[10/11] vs. #6 Villanova \$\$	L	69-92

^ Puerto Rico Tip-Off (San Juan, P.R.)

@ Big Ten/ACC Challenge

* ACC Game

ACC Tournament (Washington, D.C.)

\$ NCAA Tournament (Providence, R.I.)

\$\$ NCAA Tournament (Louisville, Ky.)

2016-17

Record: 21-12, 10-8 ACC

NCAA Tournament

Jim Larrañaga, Head Coach

11/11	Western Carolina	W	92-43
11/16	at North Florida	W	94-56
11/19	Penn	W	74-62
11/24	Stanford ^	W	67-53
11/25	#21/22 Iowa State ^	L	56-73
11/27	Florida ^	L	56-65
11/30	Rutgers @	W	73-61
12/3	Wofford %	W	74-57
12/6	South Carolina State	W	82-46
12/16	Florida Atlantic	W	76-56
12/22	George Washington >	W	72-64
12/28	Columbia	W	78-67
12/31	NC State *	W	81-63
1/4	at Syracuse *	L	55-70
1/12	#20 Notre Dame *	L	62-67
1/14	at Pittsburgh *	W	72-46
1/18	at Wake Forest *	L	79-96
1/21	at #18 Duke *	L	58-70
1/25	Boston College *	W	78-77
1/28	#9/6 North Carolina *	W	77-62
2/1	#15/16 Florida State *	L	57-75
2/4	at NC State *	W	84-79
2/8	Virginia Tech *	W	74-68
2/11	at #4 Louisville *	L	66-71
2/15	Georgia Tech *	W	70-61
2/18	Clemson *	W	71-65
2/20	at #18/19 Virginia *	W	54-48 OT
2/25	#10/11 Duke *	W	55-50
2/27	[25] at Virginia Tech *	L	61-66
3/4	[25] at #15/17 Florida State *	L	57-66
3/8	vs. Syracuse #	W	62-57
3/9	vs. #6 North Carolina #	L	53-78
3/17	vs. Michigan State \$	L	58-78

^ AdvoCare Invitational, Orlando, Fla.

@ ACC/Big Ten Challenge

% Hoophall Miami Invitational

* ACC Game

ACC Tournament (Brooklyn, N.Y.)

\$ NCAA Tournament (Tulsa, Okla.)

> 1,000th program victory

JA'QUAN NEWTON
SENIOR | GUARD

BRUCE BROWN
SOPHOMORE | GUARD



