

miami

CONTACT: Amy (Woodruff) LaBrie, Associate Communications Director
 O: (305) 284-3241 | C: (813) 410-1194
 A.Woodruff@miami.edu | @CanesHoops

2014-15 SCHEDULE

DATE	OPPONENT	TV	TIME/SCORE
Nov. 6	Eckerd College (exh.)	HurricaneSports.com	W, 74-58
Nov. 14	[RV] Howard	ESPN3	W, 84-49
Nov. 17	[RV] at No. 8/7 Florida	ESPNU	W, 69-67
Nov. 20	[-/RV] vs. Drexel &	ESPNU	W, 66-46
Nov. 21	[-/RV] vs. Akron &	ESPNU	W, 79-51
Nov. 23	[-/RV] vs. Charlotte &	ESPN2	W, 77-58
Nov. 25	[17/20] at Charlotte &	FSN	W, 77-74
Nov. 28	[17/20] South Alabama	ESPN3	W, 87-75
Dec. 2	[15] No. 24/25 Illinois!	ESPN2	W, 70-61
Dec. 6	[15] Green Bay	ESPN3	L, 55-68
Dec. 8	[20/21] Savannah State	ESPN3	W, 70-39
Dec. 19	[18/19] Eastern Kentucky	ESPN3	L, 44-72
Dec. 22	[RV/RV] vs. Providence ^	FOX Sports 1	L, 76-62
Dec. 30	College of Charleston	ESPN3	W, 67-40
Jan. 3	No. 3 Virginia *	ESPN2	L, 80-89 (20T)
Jan. 10	Boston College *	RSN	W, 60-56
Jan. 13	at No. 4 Duke *	ESPN2	W, 90-74
Jan. 17	at No. 12 Notre Dame *	ESPN2	L, 70-75
Jan. 22	[RV/RV] -/RV NC State *	ACCN	W, 65-60
Jan. 24	[RV/RV] at Syracuse *	ESPN2	W, 66-62
Jan. 28	[23] Georgia Tech *	RSN	L, 50-70
Feb. 1	[23] at Florida State *	ESPNU	12:30 p.m.
Feb. 3	No. 10/9 Louisville *	ACCN	8 p.m.
Feb. 8	Clemson *	ESPNU	6:30 p.m.
Feb. 11	at Wake Forest *	RSN	7 p.m.
Feb. 15	at Boston College *	ESPNU	6:30 p.m.
Feb. 18	Virginia Tech *	RSN	7 p.m.
Feb. 21	at No. 10/9 Louisville *	ESPN/2	2 p.m.
Feb. 25	Florida State *	RSN	9 p.m.
Feb. 28	No. 13/14 North Carolina *	CBS	2 p.m.
March 4	at Pittsburgh *	RSN	8 p.m.
March 7	at Virginia Tech *	RSN	Noon

ACC Tournament, Greensboro (N.C.) Coliseum

March 10 First Round
 March 11 Second Round
 March 12 Quarterfinals
 March 13 Semifinals
 March 14 Finals

All home games are played at the BankUnited Center

Game times are ET and subject to change

[] Miami's AP/USA TODAY Ranking * ACC game

! ACC/Big Ten Challenge Presented by DICK'S Sporting Goods & Gildan Charleston Classic, S.C.

^ Brooklyn Hoops Holiday Invitational, Bardays Center, N.Y.

ACCN - ACC Network RSN - Regional Sports Network

All conference games on an ESPN network will also be available on WatchESPN.

All conference games carried on ACCN or RSN will also be available on ESPN3.

All games can be heard on WQAM 560 and Canes All Access on HurricaneSports.com

SOCIAL MEDIA

Website: HurricaneSports.com

Twitter, Instagram, Facebook: @CanesHoops

MIAMI MEDIA GUIDE

Miami is not printing media guides again this season. The Canes' stats, notes and almanac are online at: <http://go.can.es/mbbnotes>.



2014-15



23 MIAMI

HURRICANES

(14-6, 4-3)

LEADERS

Points per Game

Sheldon McClellan, 14.6

Angel Rodriguez, 13.7

Rebounds per Game

Tonye Jekiri, 10.3

Assists per Game

Angel Rodriguez, 4.6

FLORIDA STATE

SEMINOLES

(11-10, 3-4)

LEADERS

Points per Game

Aaron Thomas, 14.8

Xavier Rathan-Mayes, 14.2

Rebounds per Game

Montay Brandon, 5.4

Assists per Game

Xavier Rathan-Mayes, 4.7

SETTING THE SCENE

Feb. 1, 2015 | 12:30 p.m.

Donald L. Tucker Center | Tallahassee, Fla.

TV: ESPNU

Radio: 560 WQAM

Web: WatchESPN

After leading Miami to the 2013 NCAA Sweet 16 and winning the school's first ACC regular season and tournament championships, **Jim Larrañaga** was honored as the AP, Naismith, USBWA Henry Iba, Adolph Rupp Cup and ACC Coach of the Year. The Bronx, N.Y., native helped Miami to a No. 2 national ranking by both the AP and USA TODAY, and a No. 2 seed in the NCAA Tournament.



THE GAME

No. 23 Miami faces in-state rival Florida State on Sunday, Feb. 1 at 12:30 p.m. in the Donald L. Tucker Center.

THE SERIES

Miami is 32-41 in the all-time series against Florida State, which dates back to the 1950-51 season. The Canes are 25-12 at home against the Seminoles, 7-27 on the road and 0-2 at neutral sites. Miami won the last matchup with Florida State, defeating the Seminoles, 77-73, on Feb. 10, 2014 at the Donald L. Tucker Center in Tallahassee.

THE BROADCASTS

Catch the game on ESPNU with Adam Amin and Brad Daugherty making the call. Also check out the game on 560 WQAM Radio with Joe Zagacki, the Voice of the Hurricanes.

THE COACH

Head coach Jim Larrañaga has a 550-376 overall record in his 31st season as a head coach. He is 80-42 in his fourth season at the University of Miami, with a 35-24 mark in ACC play.

THE POLLS (as of Jan. 29)

AP: Miami -23; Florida State- NR

KenPom.com: Miami - 62; Florida State - 131

USA TODAY: Miami - 23; Florida State - NR

NCAA RPI: Miami - 49; Florida State- 139

THE WEATHER

Projected temperatures on game day: Coral Gables - 76/66; Tallahassee, Fla. - 68/56.

THE QUOTE

"Well they were terrific. I thought [Angel] Rodriguez was sensational. He not only scored, but he controlled the game. It's one of the best performances I've seen in Cameron from an opposing player. Their whole team played well, but he really set the tone in how well he played. He was great—not good—he was great."

- Duke Head Coach Mike Krzyzewski, following Miami's 90-74 win on Jan. 13

2014-15 ROSTER

#	NAME	POS.	HT.	WT.	YR.	HOMETOWN PREVIOUS SCHOOL (S)
0	Ja'Quan Newton	G	6-2	185	Fr.	Philadelphia, Pa. / Neumann-Goretti HS
Career marks at ND: 16 points, 5 assists, 2 rebounds ... All-time leading scorer (1,972 p) in Philadelphia Catholic School League.						
1	Deandre Burnett	G	6-2	195	RFr.	Miami, Fla. / Massanutten Military (Va.) / Carol City HS
20.0 ppg, 5.5 rpg in two games vs. Illinois and Green Bay ... Third in nation in scoring as HS senior (37 ppg) ... 2012 Parade All-American.						
2	Joe Thomas	F	6-7	245	Gr.	Miami, Fla. / Niagara / Dr. Krop HS
Grabbed career-best 13 rebounds vs. Green Bay ... Played HS ball with Angel Rodriguez ... Only senior or graduate on the team.						
5	Davon Reed	G	6-6	208	So.	Ewing, N.J. / Princeton Day School (N.J.)
Returned from injury 12/6 vs. Green Bay ... Averaged 6.6 ppg, 1.7 rpg and 1.2 apg in 20.7 mpg rookie season.						
10	Sheldon McClellan	G	6-5	205	RJr.	Houston, Texas / Texas / Bellaire
15 of last 17 games with 10+ points ... ACC PoW Dec. 1 ... 31 pts, 11 rebs at Charlotte ... Gained 60 lbs on bench since arrival at Miami.						
11	Mike Fernandez	G	6-1	190	So.	Coral Gables, Fla. / Belen Jesuit
Walk-on ... Scored first collegiate points (2) Nov. 14 against Howard ... All-Dade County honorable mention two seasons.						
12	James Palmer	G	6-5	200	Fr.	Washington, D.C. / St. John's College HS
Hit two 3-pointers in each of first five games ... Team-best 68% FG in Spain ... Can play positions 1-4 ... No. 1 player in D.C. region by ESPN.						
13	Angel Rodriguez	G	5-11	180	RJr.	Cupey, P.R. / Kansas State / Dr. Krop HS
Bob Cousy & Oscar Robertson Award watch lists ... Averaging 24.3 ppg, 5.0 apg, 3.0 spg in games against Top 10 teams (UF, Uva., Duke).						
20	Manu Lecomte	G	5-11	170	So.	Brussels, Belgium / Athene des Pagodes
23 pts at No. 4 Duke, 10-11 FT ... Multiple 3-pointers in 10 games ... FIBA U20 Division B 2014 All-Tournament Team for Belgium.						
22	Omar Sherman	F	6-8	260	Fr.	Duncanville, Texas / Duncanville HS
4+ rebounds in eight games ... Hit a 3-pointer in 12 games ... Smooth-shooting lefty ... Dropped 20 lbs since June arrival at UM.						
23	Tonye Jekiri	C	7-0	244	Jr.	Hialeah, Fla. / Champagnat Catholic / Port Harcourt, Nigeria
Leads ACC with 12.0 rpg ... 10 pts, 10 reb at Duke ... 13 pts, 15 rebs at Syracuse ... Only returner from 2013 ACC Championship team.						
33	Ivan Cruz Uceda	F	6-10	237	Jr.	Madrid, Spain / Harcum College (Pa.)
Averaged 14.6 ppg, 9.6 rpg and 2.0 assists in JuCo ... Set school records for rebounds in a game (29) and career (635).						
35	Chris Stowell	F	6-7	190	Fr.	Exeter, N.H. / Tilton School (N.H.) / Exeter HS
Walk-on ... Post grad year at Tilton School ... Can communicate in five languages: English, Spanish, Italian, Russian, Chinese & Hebrew.						

REDSHIRT (Will sit 2014-15 season after transferring from Oklahoma State)

21	Kamari Murphy*	F	6-9	216	Jr.	Brooklyn, N.Y. / Oklahoma State / IMG / Lincoln HS
Led OSU in total rebounds and blocks as a sophomore ... Averaged 6.1 ppg and 6.3 rpg in 25.9 mpg during sophomore campaign.						

LARRAÑAGA BY THE NUMBERS

5 - Coach Jim Larrañaga is one of five ACC coaches with a Final Four appearance to his credit. In 2006, Larrañaga became the first coach at a mid-major school to take his team to the NCAA Final Four in 27 years.

7 - Larrañaga is no stranger to the ACC. In his seven seasons as an assistant coach at Virginia, the Cavaliers participated in the NCAA Final Four in 1981 and 1984, won three ACC Championships and finished in the Top 5 of the AP rankings.

14 - Larrañaga has made 14 postseason appearances in the past 24 years, including six NCAA tournaments.

31 - Larrañaga is in his 31st year as a head coach and has successfully transitioned three institutions into successful programs: Miami, Bowling Green and George Mason.

500 - Coach L is one of five ACC coaches with 500 or more wins.

LARRAÑAGA - WHY MIAMI?

Along with returning to the best basketball conference in the country, Coach L had a few personal reasons for accepting the head coaching job at Miami. Coach's grandfather was from Cuba, where he produced the Larrañaga [lare-en-YAH-ga] cigar. Coach's father was raised in Key West before moving to The Bronx, N.Y., getting married and raising six children. Coach L was raised in The Bronx, but vacationed to Florida as a boy. He also has owned a house in Sarasota - which he bought from Dick Vitale's daughter - and three of his siblings have retired to Florida.

THIS SEASON MIAMI HAS ...

- Defeated Duke and Syracuse on the road in the same season, the second time this has ever happened, and the first time since a Michael Jordan-led UNC did during the 1983-84 season
- Defeated three ranked teams: at No. 8/7 Florida, vs. No. 24/25 Illinois and at No. 4 Duke
- Defeated a pair of Top 7 teams in the same season, both on the road: No. 6/7 Florida and No. 4 Duke
- Won two true road games against ranked opponents for the first time since 1998-99: No. 6/7 Florida and No. 4 Duke
- Defeated Coach K (1,000 wins), Coach Boeheim (962), & Coach Donovan (496)
- Ended Duke's 41-game home winning streak, the longest active streak in Division I
- Snapped Duke's 19-game ACC home game winning streak
- Snapped Florida's streak of 33 consecutive home wins, which was the longest streak in school history
- Scored 90 points against Duke, the most points scored by an unranked opponent in a regulation win in Cameron Indoor Stadium since NC State's 96 points on Feb. 23, 1983.
- Dealt Duke the most lopsided loss (16 points) an unranked visitor has handed to a ranked Blue Devil team in the ACC era
- Defeated Syracuse at the Carrier Dome, in front of the largest collegiate crowd of the season to date: 30,677

PRONUNCIATIONS

Players

33	Ivan Cruz Uceda	E-von Cruise Ew-say-duh
23	Tonye Jekiri	Tahn-yay Jah-keer-ee
20	Manu Lecomte	Man-ew La-conn-t
21	Kamari Murphy	Kuh-mar-ee
5	Davon Reed	Dave-on
35	Chris Stowell	Stole

Coaches

Jim Larrañaga	lare-uh-nay-guh
Michael Huger	hue-gur
Chris Caputo	ca-poo-toe

Locations

Belen Jesuit	buh-lin
Cupey, P.R.	kew-pay
Champagnat School	schomp-un-yah

CLASS BREAKDOWN

Graduates	Joe Thomas
Seniors	None
Juniors	Ivan Cruz Uceda, Tonye Jekiri, Sheldon McClellan, Kamari Murphy, Angel Rodriguez
Sophomores	Mike Fernandez, Manu Lecomte, Davon Reed
Freshmen	Deandre Burnett, Ja'Quan Newton, James Palmer, Omar Sherman, Chris Stowell

GEOGRAPHIC BREAKDOWN

Belgium	Manu Lecomte
Nigeria	Tonye Jekiri
Puerto Rico	Angel Rodriguez
Spain	Ivan Cruz Uceda
United States	
Florida	Deandre Burnett, Mike Fernandez, Joe Thomas
New Hampshire	Chris Stowell
New Jersey	Davon Reed
New York	Kamari Murphy
Pennsylvania	Ja'Quan Newton
Texas	Sheldon McClellan, Omar Sherman
Washington, D.C.	James Palmer

PRESEASON POLL

October 2015

- Duke
- North Carolina
- Louisville
- Virginia
- Syracuse
- Pitt
- Notre Dame
- Florida State
- NC State
- Miami**
- Clemson
- Wake Forest
- Georgia Tech
- Boston College
- Virginia Tech

CURRENT STANDINGS

Jan. 29, 2015

- Virginia 7-0
- Notre Dame 8-1
- North Carolina 7-1
- Louisville 5-2
- Syracuse 5-3
- Duke 4-3
- Miami 4-3**
- Clemson 4-4
- NC State 4-5
- Pittsburgh 3-5
- Florida State 3-5
- Virginia Tech 1-6
- Boston College 1-6
- Georgia Tech 1-7
- Wake Forest 1-7

SERIES VS. FLORIDA STATE

Overall	Florida State leads 41-32
Games at Miami	25-12
Games at Tallahassee	7-27
Games on neutral courts	0-2
Current streak	Miami won 1
Last meeting	Feb. 10, 2014. W, 77-73
Larrañaga at UM vs. Florida State	4-3
Larrañaga all-time vs. Florida State	4-3

DID YOU KNOW

Coach L became the first Miami coach to win 20+ games in his first two seasons at UM and only the fourth of 12 UM coaches to post two 20-win seasons.

Former Cane Rick Barry was named one of the Greatest Players in NBA History.

Miami native and former Cane James Jones won the 2010-2011 NBA All-Star Weekend 3-Point Contest and the NBA Championship in the 2011-2012 season.

Six-time NBA All Star Amar'e Stoudemire enrolled at UM last year and is taking classes to earn his bachelor's degree.

UM is in its 11th season in the ACC.

Coach L led the George Mason Patriots to the Final Four with big wins over some of basketball's elite teams such as Michigan State, UNC and UConn. He was the first coach to take a mid-major to a Final Four in 27 years (Penn '79) when his team advanced in 2006.

In 14 years at George Mason, Larrañaga led the Patriots to five NCAA Tournament appearances (2011, 2008, 2006, 2001, 1999), including the 2006 Final Four.

Miami basketball received APR (academic progress rate) Public Recognition Awards for being among the top 10 percent in APR in their sport. Miami ranks in the top 10 percent NCAA men's basketball with a 990 APR.

The Miami Department of Athletics recorded a Graduation Success Rate (GSR) of 92 percent. Miami's department-wide GSR is tied for third among ACC schools and 10th overall among FBS programs. UM has exceeded the NCAA average GSR in each of the last 10 years.

According to latest US News & World Report rankings, the University of Miami is tied as the top academic institution in the state of Florida and ranks 48th nationally.

The Canes have averaged 20+ wins in each of the last eight seasons.

The Hurricanes have made at least one trey in 887 of 893 games since the NCAA adopted the 3-point shot in 1986.

Miami has held 746 of its last 747 opponents to less than 100 points. UNC was the last team to score 100+, defeating UM 105-64 on Jan. 31, 2007.

JEKIRI'S JUNIOR SEASON NUMBERS CONTINUE TO IMPROVE

Junior Tonye Jekiri has posted four double-doubles in his last nine games, including three in ACC play. Jekiri has posted 10+ rebounds 11 times, and in six of the last seven games. This season he has 10+ points in seven outings. Jekiri has led the team in scoring in the past two games with 13 both at Syracuse and against Georgia Tech.

The native of Nigeria has nearly doubled his output in points and rebounds each season as a Hurricane. The 7-footer is averaging 8.4 points and 10.3 rebounds this season, up from 4.2 ppg and 5.5 rpg his sophomore year and 1.4 points and 1.6 rebounds his rookie campaign. Through 20 games, he has already surpassed his 22 assists from last year, posting 29 in 2014-15, and blocks with 31, up from his sophomore total of 29.

COACH L NOTCHES CAREER WIN NO. 550

In his first victory against Syracuse, Coach Jim Larrañaga won his 550th career game. Larrañaga's 100th win came in 1991 against Kent State while at Bowling Green. While at George Mason, win No. 200 came in 1997 vs. Northeastern, No. 300 in 2003 against East Carolina and No. 400 in 2008 vs. William & Mary. In 2012, the Canes defeated Georgia Tech for Coach L's 500th.

JEKIRI RANKED NATIONALLY IN NUMEROUS CATEGORIES

Junior Tonye Jekiri averages 7.5 defensive rebounds per game, which is the sixth-best average in the country. Jekiri is also No. 14 in rebounds per game, No. 16 in total rebounds, No. 92 in double-doubles, No. 93 in offensive rebounds and No. 95 in blocked shots per game and No. 97 in total blocks.

RODRIGUEZ SHINES IN THE SECOND HALF

Senior guard Angel Rodriguez knows how to finish a game. In nine games, he has scored double-digit points in the second stanza, including 22 at Florida, 17 against Virginia, 15 at Duke and 14 vs. Boston College. Only twice (10 vs. Howard, 11 vs. Providence) he has scored double-digits in the first stanza. His stats in all 20 games are below.

Rodriguez	PPG	FG%	3FG%	A
Second half	8.8	42.1 (51-121)	38.7 (24-62)	48
First half	4.6	25.0 (26-104)	29.1 (16-55)	41

HITTING FROM LONG DISTANCE

UM has hit at least nine shots from long range in four of the past five games and 11 times this season, topping out with 14 at Charlotte. In ACC play, Angel Rodriguez and Davon Reed have knocked down 11 from three, closely trailed by Omar Sherman's 10.

RODRIGUEZ AT HIS BEST AGAINST THE BEST

In Miami's three games against Top 10 teams - No. 3 Virginia, No. 4 Duke and No. 8/7 Florida - Angel Rodriguez has put on a show, averaging 24.3 points and 5.0 assists.

Against Florida, he scored 22 of his 24 points in the final nine minutes, draining five second-half three-pointers to help Miami earn the win.

The junior scored 17 points in the second half against the Cavaliers, knocking down three clutch free throws with 0.9 seconds left in regulation to send the game into overtime. In the two overtimes combined, he scored six points, including 4-4 at the line, and dished out three assists, accounting for 13 of Miami's 17 overtime points.

At Duke, Rodriguez scored eight-straight points - including two from long distance - to give Miami a decisive lead. He tallied 15 points and four steals in the second half at Cameron Indoor Stadium.

BENCH POINTS KEY FOR THE HURRICANES

The Canes have recorded 18+ points off the bench in 14 of 20 games this season, led by 34 against South Alabama, 33 at Duke and 32 at Notre Dame. In ACC play, Miami has averaged 21.4 bench points per game.

JEKIRI LEADS ACC IN REBOUNDING

Junior Tonye Jekiri is atop the conference in rebounds per game at 10.3 and in ACC games only with 12.0. In all games, he is sixth in blocked shots, and tied for 10th in ACC games only, as of Jan. 29.

In ACC games, Angel Rodriguez is No. 17 in scoring with 13.7 ppg, third in assists, third in steals and fifth in assist to turnover ratio. Sheldon McClellan is fifth in free throw percentage.

CANES IN THE POLLS

	AP	USA TODAY	RPI
11/10	--	RV - 1 vote	--
11/17	--	RV - 1 vote	--
11/24	17	20	--
12/1	15	15	3
12/8	20	21	23
12/15	18	19	36
12/22	RV	RV	30
1/19	RV	RV	56
1/26	23	23	38

SINCE THE ARRIVAL OF COACH LARRAÑAGA IN 2011-12 ...

- Miami is one of three schools with five or more wins in the ACC Tournament.
- Miami is one of four ACC schools with a winning record in the NCAA tournament.
- Miami's seeds in the ACC Tournament have been No. 1, No. 6 and No. 10.
- Miami is one of eight ACC teams to make an NCAA tournament appearance.
- Miami is one of five ACC teams to make an NIT appearance.
- One ACC Coach of the Year, one ACC Player of the Year, ACC Defensive Player of the Year, one ACC Tournament MVP, four ACC All-Tournament, one first-team All-ACC, one second-team All-ACC, three third-team All-ACC, two honorable mention All-ACC, one ACC All-Rookie Team and three ACC All-Defensive Team selections.
- Miami has the most lopsided win over Duke (27 points) and second-most lopsided wins over Boston College (27 points), North Carolina (26 points) and Florida State (24 points) of any ACC team.
- Miami has won seven ACC games by 20 or more points: Boston College (27, 22, 22 and 21), Duke (27), North Carolina (26) and Florida State (24).
- All 13 seniors have earned academic degrees from UM: Garrius Adams, Rion Brown, Julian Gamble, Malcolm Grant, Justin Heller, Reggie Johnson, DeQuan Jones, Kenny Kadij, Donnavan Kirk, Trey McKinney Jones, Ryan Quigtar, Durand Scott, Erik Swoope.

IN THE THREE YEARS PRIOR TO THE ARRIVAL OF COACH L (2008-11) ...

- Miami posted the eighth-most ACC wins (17) in the league, ahead of NC State (16), Virginia (16) and Georgia Tech (14).
- Miami recorded 60 overall wins, seventh-most in the ACC.
- Miami's seeds in the ACC Tournament were No. 9 (twice) and No. 12.
- Miami was one of four ACC teams to not play in the NCAA tournament.
- Miami was one of five ACC teams to play in the NIT.
- Miami had one first-team All-ACC, one third-team All-ACC, one honorable mention All-ACC, one ACC All-Rookie Team and one ACC Tournament Team selection.

UM COMMUNICATIONS

MBB Contact Amy Woodruff LaBrie

Associate Director of Communications

Work/Cell (305) 284-3241 / (813) 410-1194

E-mail a.woodruff@miami.edu

Website www.HurricaneSports.com

2014-15 UM QUICK FACTS

Location Coral Gables, Fla.

Stadium BankUnited Center (7,972)

Press Row 305-284-2111

Capacity 7,972

Enrollment 15,629

Founded 1925

Colors Orange, Green, White

Nickname Hurricanes

Mascot Sebastian the Ibis

Conference Atlantic Coast

President Dr. Donna E. Shalala

Director of Athletics Blake James

Address 5821 San Amaro Drive

Coral Gables, Fla. 33146

2013-14 Overall Record 17-16

Home/Away/Neutral 8-8 / 7-6 / 2-2

2013-14 ACC Record / Finish 7-11 / 10th

Scholarship Players Returning / Lost 2 / 6

Newcomers 9

Head Coach Jim Larrañaga

Alma Mater Providence, 1971

Record at UM 80-42 / 4th season

Overall Record 550-376 / 31st season

Eric Konkol Wisconsin-Eau Claire, '00

Michael Huger Bowling Green, '94

Chris Caputo Westfield (Mass.) State, '02

Director of Operations Adam Fisher

Assoc. Director of Operations Jaime Vathielil

Athletic Trainer Jason Robey

Strength & Conditioning Coach Steve Felde

HISTORY

First Season of Basketball 1926

Overall All-Time Record 953-711

Year UM Joined ACC 2004-05

NCAA Appearances Seven

1960, 1998, 1999, 2000, 2002, 2008, 2013

Last NCAA Appearance L, 71-61

Sweet 16 vs. Marquette, 2013

NIT Appearances 10

1961, 1963, 1964, 1995, 1997,

2001, 2005, 2006, 2009, 2011

Last NIT Appearance L, 79-64

Quarterfinals vs. Alabama, 2011

COMMUNICATIONS POLICIES

All interview requests for assistant coaches or athletics department staff members must be approved and cleared by Amy Woodruff LaBrie in the UM Communications office. Credential requests are taken via e-mail to LaBrie (A.Woodruff@miami.edu). Any misuse of credentials will result in removal from the BankUnited Center and the permanent voiding of the credential. The UM locker room is closed at all times. For home games, Coach L and a handful of Hurricane players will report to the media room for interviews following the opposing team's postgame press conference.

LED (TIED) THE TEAM IN....

	Points	Rebounds	Assists	Steals	Blocks
Burnett	2		(1)	1 (2)	
Jekiri	2	15 (2)	(1)		6 (5)
Lecomte	(1)		2 (1)	(4)	
McClellan	8	2 (2)	1	3 (2)	(1)
Newton			2	(1)	(1)
Palmer					(2)
Reed			(1)	(1)	2 (2)
Rodriguez	7 (1)		13 (2)	10 (3)	1 (3)
Sherman				(2)	3
Thomas		1		1	1

YEARLY IMPROVEMENTS

Manu Lecomte and Tonye Jekiri have drastically improved their stats from a season ago, while transfers Sheldon McClellan and Angel Rodriguez have also improved their averages. The chart below shows 2014-15 overall stats and 2013-14 overall stats for Lecomte and Jekiri and 2014-15 overall vs. 2012-13 for the transfers.

	FG%	3FG%	FT%	REB	PTS
Lecomte-14-15	44.2	44.2	88.5	1.4	9.0
Lecomte-13-14	42.5	39.7	77.8	2.1	7.7
Jekiri-14-15	54.2	.000	72.5	10.3	8.4
Jekiri-13-14	45.6	.000	58.1	5.5	4.2
McClellan 14-15	51.0	34.2	81.8	5.3	14.6
McClellan 12-13	38.2	27.3	83.3	3.9	13.5
Rodriguez 14-15	33.6	33.6	75.5	2.7	13.7
Rodriguez 12-13	36.1	34.4	82.6	2.1	11.4

BREAKING DOWN THE STATS

Through 20 games, Miami is 14-6 overall, 7-4 at home, and 7-2 away from the BankUnited Center (4-1 on the road and 3-1 at neutral sites).

Despite facing three Top 15 teams on the road - at No. 6/7 Florida, at No. 4 Duke and at No. 12 Notre Dame - Miami averages 6.4 ppg, 5.9 FG% and 8.5 3FG% better on the road than at home.

	PPG	FG%	3FG%	FT%	RPG	APG	SPG
Home(11)	66.5	41.4	32.7	72.9	35.8	13.1	5.6
Away (9)	72.9	47.3	41.2	70.6	33.0	15.2	6.2
Wins (14)	73.4	47.5	40.6	73.2	35.2	15.1	6.3
Losses (6)	60.2	36.7	28.0	69.0	33.0	11.7	5.0

MIAMI DOWNS NO. 4 DUKE AT CAMERON INDOOR

Miami defeated No. 4 Duke 90-74 on Jan. 13 at Cameron Indoor Stadium, upsetting the Blue Devils' 41-game home winning streak, and setting various Canes records. See page seven for a complete listing of postgame notes.

NEWTON BREAKS OUT AT NOTRE DAME

After a dunk at Duke that landed him on ESPN's Top Plays, Ja'Quan Newton broke out against Notre Dame with career-best marks of 16 points, five assists, two rebounds, one steal and one blocked shot in 28 minutes.

Player	10+ points	20+ points	7+ rebounds	2+ blocks	4+ assists	3+ steals
Burnett	4	1	1		1	
Jekiri	7		18	8	2	
Lecomte	9	1			2	
McClellan	15	1	7		1	2
Newton	1				1	
Palmer	3					
Reed	2				2	
Rodriguez	14	3	1	2	13	7
Sherman	4		1	3		
Thomas			1	1		1

FIRSTS UNDER JIM LARRAÑAGA

First game: Nov. 11, 2011 vs. Tennessee Tech. W, 69-58.

First starting lineup: Malcolm Grant, Durand Scott,

Garrius Adams, Erik Swoope, Kenny Kadji.

First opening tip: Miami - Kenny Kadji.

First UM FG: 18:38, Durand Scott, 3-pointer.

First lead: 18:38, 3-0.

First halftime score: Tennessee Tech 32, Miami 27.

First win: Nov. 11, 2011. Miami 69, Tennessee Tech 58.

Attendance at first game: 3,600.

First loss: Nov. 25, 2011 at Ole Miss, 64-61 (OT).

First road win: Dec. 22, 2011 at Charlotte, 76-61.

First ACC game: Jan. 7, 2012 at Virginia, L, 52-51.

First ACC win: Jan. 18, 2012 vs. Clemson, 76-73.

First ACC regular season title: 2012-13

JIM LARRAÑAGA = PROGRAM CHANGER

In Coach L's Three Seasons at Miami ...

- ACC Regular Season and Tournament Championships
- .656 winning percentage
- Two 20-win seasons
- Two postseason appearances with three victories
- 15 ACC wins in 2013
- One All-American

Seven Seasons before Coach L at UM ...

- .561 winning percentage
- Best conference finish was fifth place
- One NCAA Tournament appearance
- Most ACC wins in a season was eight

In Coach L's 14 Seasons at George Mason ...

- .626 winning percentage
- 13 straight winning seasons
- A Final Four appearance
- Five trips to the NCAA tournament
- Nine postseason appearances
- First national ranking
- First appearance in Top 10
- First wins over Top 10 teams
- Winningest coach in league history

Seven Seasons before Coach L at GMU...

- .340 winning percentage
- Seven straight losing seasons
- Zero postseason appearances
- Worst team in the CAA

PRO CANES

James Jones	Cleveland Cavaliers (NBA)
Shane Larkin	New York Knicks (NBA)
John Salmons	New Orleans Pelicans (NBA)
Jimmy Graham	New Orleans Saints (NFL)
Erik Swoope	Indianapolis Colts (NFL)
Garrius Adams	Liege (Belgium)
Brian Asbury	Hapoel Eilat (Israel)
Rion Brown	Brussels (Belgium)
Guillermo Diaz	Arecibo (Puerto Rico)
Julian Gamble	Brussels (Belgium)
Lawrence Gilbert	Manizales (Colombia)
Malcolm Grant	Renaissance Sportive Tanger (Morocco)
Gary Hamilton	Osaka Evessa (Japan)
Dequan Jones	Acqua Vitasnella Cantu (Italy)
Kenny Kadji	Trikalla (Greece)
Anthony King	Artland Dragons (Germany)
Donnavan Kirk	Michelin Etha Engomis Nicosia (Cyprus)
Trey McKinney Jones	Gravelines (France)
Darius Rice	Karpos Sokoli (Greece)
Durand Scott	Hapoel T-A (Israel)

POINT GUARDS SCORE 47 OF 90 POINTS AT DUKE

Point guards Angel Rodriguez and Manu Lecomte scored 47 of Miami's 90 points at Duke. Rodriguez was 8-15 from the field, 4-6 from distance and 4-6 at the line for 24 points while Lecomte, who came off the bench, was 5-10 from the field and 3-4 from three, along with 10-11 at the line for 23 points. The last time two Hurricanes scored 20+ points was in the ACC Tournament in 2013, when Shane Larkin had 28 and Trey McKinney Jones knocked down 20.

HURRICANES VISIT HOMESTEAD AIR RESERVE BASE

On January 6, the Hurricanes visited the Homestead Air Reserve Base, where the team learned about military procedures, held an interactive basketball practice with airmen, ate dinner with the troops, and took photos with an F-16.

RODRIGUEZ ON ROBERTSON & COUSY WATCH LISTS

Junior PG Angel Rodriguez is one of 36 players listed on the watch list for the 2015 Bob Cousy Collegiate Point Guard of the Year Award and was one of 24 players named to the early-season watch list for the 2014-15 Oscar Robertson Trophy for national player of the year, the U.S. Basketball Writers Association announced Nov. 24.

CANES WIN 10 NON-CONFERENCE GAMES

Miami won 10 games on the non-conference slate, marking the seventh time since joining a conference (BIG EAST in 1991-92) that the Canes have tallied 10-or-more non-conference wins. In Larrañaga's first three seasons at The U, Miami was 9-4, 9-3 and 9-4.

SWOOPÉ SIGNS WITH INDIANAPOLIS COLTS

Erik Swoopé, former Hurricane basketball player who never played football prior to walking into an NFL locker room this summer, was on the Colts practice squad this season and on Jan. 20, signed a reserve/future contract.

MCCLELLAN TOPS 1,000 CAREER POINTS

Early in the second half on Dec. 8 against Savannah State, junior Sheldon McClellan knocked down a jumper in the paint to score his 1,000th career point. The guard scored 843 of his career points in two seasons at Texas.

LARKIN WITH KNICKS IN SECOND NBA SEASON

Former Cane Shane Larkin is in his second season in the NBA, playing for the New York Knicks after being traded from the Dallas Mavericks. Larkin is averaging 5.5 points, 1.9 rebounds, 2.4 assists and 1.3 steals in 22.4 minutes per game, through 43 games. He's shooting 41.7 percent from the field.

SEASONS OF CHANGE

Miami faced back-to-back seasons with roster turnover after losing six players from the 2012-13 ACC Championship season - five to graduation, one to NBA - then six seniors (5 scholarship) after the 2013-14 campaign.

COACHING COORDINATORS FOR MIAMI

Miami's assistant coaching staff is set up in a coordinator system, with Eric Konkol as the offensive coordinator and schedule coordinator, Michael Huger manning the defense and Chris Caputo handling the scout for every opponent.

CANE STRONG: UMBB IN THE WEIGHT ROOM

Under strength Coach Steve Felde (fell-dee), five Canes bench at least 300 pounds and eight bench press more than 250 pounds. Joe Thomas leads the way at 375, followed by Deandre Burnett (315), who is up 85 pounds since arriving at UM. Also in the 300-club are Angel Rodriguez (300/+60), Manu Lecomte (300/+85) and Mike Fernandez (300/+95).

ANTHONY LAWRENCE, JR. SIGNS NLI WITH CANES

Anthony Lawrence, Jr. has signed a National Letter of Intent to play basketball for the University of Miami.

Nicknamed "Amp," Lawrence is a 6-7, 200-pound guard/forward from Saint Petersburg, Fla., who led his Lakewood Senior High School team to the Class 5A state championship game as a junior. Lawrence scored 18 points in the championship game and totaled 25 rebounds in two state tournament games.

Lawrence averaged 20 points and 13 rebounds as a junior at Lakewood, and in his sophomore campaign, averaged 21 points, eight rebounds and four steals. Listed as a four-star recruit by ESPN, the long wing can finish on the break or knock down the three. He brings a complete game to the Hurricanes with the ability to handle the ball, pass, shoot, rebound and play defense with great intensity.

Lawrence, who played AAU ball for Each 1 Teach 1 Elite, chose Miami over offers from USC, Clemson and Texas, among others. Anthony's father, Anthony Lawrence Sr. was a two-year letterman at Miami from 1991-93. After college, he played overseas in Portugal, Mexico and the Dominican Republic. His brother, Patrick, also played at Miami from 1991-94.

ACC COACHES TELECONFERENCE

Coach Larrañaga will speak on the ACC Coaches Teleconference every Monday at 10:50 a.m., beginning in January. Contact Amy LaBrie - a.woodruff@miami.edu - for the call-in number.

MIAMI'S LARGEST IN 2014-15

Lead	37, vs. Howard, 11/14
Deficit	28, vs. Eastern Kentucky, 12/19
Margin of Victory	35, vs. Howard, 11/14
Margin of Defeat	28, vs. Eastern Kentucky, 12/19
Halftime Lead	24, vs. Howard, 11/14
Halftime Deficit	18, vs. Virginia, 1/3
Deficit in Win	15, at Florida, 11/17
Halftime Deficit in Win	12, at Florida, 11/17
Lead in Loss	12, at Notre Dame, 1/17
Halftime Lead in Loss	1, at Notre Dame, 1/17

CANES IN SPAIN

In August, the University of Miami embarked on a 10-day educational and competitive tour to Spain. The Canes were 4-0 against teams from Barcelona, Valencia and Madrid. In four games in Spain, Miami outscored its opponent 89.8 to 65.8 ppg and pulled down nearly twice as many rebounds, 51.8 to 27.0 per night. The Canes hit 51.8 percent from the field, 27.8 percent from three and 62.4 percent at the line. UM also averaged 17.8 assists and 13.3 steals per night.

Individually, four Canes averaged double digits, led by Sheldon McClellan (20.0), followed by Dre Burnett (14.3), Ja'Quan Newton (13.5) and James Palmer (11.5). Spaniard Ivan Cruz Uceda averaged 11.0 rebounds per game while Tonye Jekiri averaged 8.5 rpg. Senior Angel Rodriguez did not play any games in Spain due to injury.

STARTERS BY GAME

Howard	Rodriguez	Lecomte	McClellan	Thomas	Jekiri
Florida	Rodriguez	Lecomte	McClellan	Thomas	Jekiri
Drexel	Rodriguez	Lecomte	McClellan	Thomas	Jekiri
Akron	Rodriguez	Lecomte	McClellan	Thomas	Jekiri
Charlotte	Rodriguez	Lecomte	McClellan	Thomas	Jekiri
Charlotte	Rodriguez	Lecomte	McClellan	Thomas	Jekiri
So. Alabama	Rodriguez	Lecomte	McClellan	Thomas	Jekiri
Illinois	Rodriguez	Lecomte	McClellan	Thomas	Jekiri
Green Bay	Rodriguez	Lecomte	McClellan	Thomas	Jekiri
Savannah St.	Rodriguez	Lecomte	McClellan	Thomas	Jekiri
Eastern Ky.	Rodriguez	Lecomte	McClellan	Thomas	Jekiri
Providence	Rodriguez	Lecomte	McClellan	Sherman	Jekiri
Charleston	Rodriguez	Lecomte	McClellan	Thomas	Jekiri
Virginia	Rodriguez	Lecomte	McClellan	Thomas	Jekiri
Boston Co.	Rodriguez	Burnett	McClellan	Sherman	Jekiri
Duke	Rodriguez	Burnett	McClellan	Sherman	Jekiri
Notre Dame	Rodriguez	Burnett	McClellan	Reed	Jekiri
NC State	Rodriguez	Reed	McClellan	Sherman	Jekiri
Syracuse	Rodriguez	Reed	McClellan	Sherman	Jekiri
Georgia Tech	Rodriguez	Reed	McClellan	Sherman	Jekiri

RECORD BY STARTING LINEUP

Rodriguez, Lecomte, McClellan, Thomas, Jekiri	10-3
Rodriguez, Lecomte, McClellan, Sherman, Jekiri	0-1
Rodriguez, Burnett, McClellan, Sherman, Jekiri	2-0
Rodriguez, Burnett, McClellan, Reed, Jekiri	0-1
Rodriguez, Reed, McClellan, Sherman, Jekiri	2-1

COACH L COACHING TREE

Jamie Angeli - Women's Basketball HC - City College of New York
 Joe Barer - Assistant - Truman St.
 Scott Cherry - HC - High Point
 Bill Courtney - HC - Cornell
 Kent Dernbach - Assistant - University of Wisconsin Stephens Point
 Brian Ellerbe - Former HC - Michigan. Left DePaul in 2013
 Jerry Francis - Former HC - Prairie View
 Mike Gillian - Assistant - Florida Int'l
 Stan Heath - Former HC - University of South Florida, Kent State, Arkansas
 Marc Iavaroni - Former HC - Memphis Grizzlies.
 James Johnson - Former HC - Virginia Tech
 Derek Kellogg - HC - UMass
 Scott Lombardi - Director of Men's Basketball Operations - High Point
 Steve Merfeld - Assistant to Head Coach at Creighton
 Keith Noftz - Assistant - Massillon HS
 Jeff Schneider - Former HC - Cal Poly San Luis Obispo
 Anthony Solomon - Assistant - Notre Dame
 Ricky Stokes - Former head coach - Virginia Tech
 Jeff Westlund - Former HC - Bethel University
 Ricky Yahn - HC - Concordia University

LARRAÑAGA CONTRACT EXTENDED THROUGH 2022

The University of Miami extended Coach Jim Larrañaga's contract through May 31, 2022, Director of Athletics Blake James announced in September 2014. Larrañaga first signed a five-year contract in April 2011, then was granted a three-year extension in 2012.

NEW SCOREBOARD HUNG IN BANKUNITED CENTER

Miami Hurricanes home basketball games will be more exciting this year as a new state-of-the-art center-hung scoreboard – made possible by a \$1 million Momentum2 campaign gift from FMSbonds, Inc. – will be unveiled for the 2014-15 season. The gift was made possible by FMSbonds, Inc. President James A. Klotz and Chairman Paul Feinsilver. Klotz is a long-time University of Miami Athletics donor and is a member of the Athletics Visiting Committee. The center-hung scoreboard is 24 feet wide by 17 feet tall (including ring). The main screen is 10' 8.8" in height and the ring is 2' 5". The main screen has 2,848 columns of resolution.

COACH L TIES TO THE ACC

Coach Jim Larrañaga was an assistant coach at Virginia from 1979-1986, under the leadership of Terry Holland. In those seven seasons, Larrañaga helped the Cavaliers to five NCAA appearances: Final Four twice, Elite Eight once, Sweet 16 once and Round of 64 once, as well as two NIT appearances, including the Championship and Quarterfinal round.

US NEWS AND WORLD REPORT

According to latest US News & World Report rankings, the University of Miami is tied for the top academic institution in the state of Florida and ranks 48th nationally.

MIAMI BASKETBALL – THE EARLY YEARS

The University of Miami basketball program was dormant for 14 years from 1971-1985. In 1983 Director of Athletics Sam Jankovich announced the resurrection of men's basketball at Miami, with the reinstatement vote by the UM Board of Trustees on Oct. 12, 1983. Head coach Bill Foster was hired March 21, 1984, adding assistants Clint Bryant, Seth Greenberg and Cesar Odio by July 1. Tim Harvey was the staff's first recruit, a 6-10, 240-pound center from Plainfield, N.J., who transferred from Georgia Tech. On Oct. 15, 1984 the first men's basketball practice in 12 years was held on the patio in the center of campus, viewed by more than 200 students. Miami defeated The Citadel, 85-77, on Nov. 22, 1985, in the first game of the new era of UM basketball.

LARRAÑAGA MEMBER OF UM FACULTY

Coach Jim Larrañaga is an Adjunct Assistant Professor of Kinesiology and Sport Sciences at the University of Miami. Due to his head coaching responsibilities, Larrañaga is a guest

lecturer at several different classes in the School of Education and Human Development throughout the semester.

DIVERSITY AT UM EXTENDS TO COURT

Five Miami players speak English as a second language: Ivan Cruz Uceda - Spanish (Spain); Mike Fernandez - Spanish (Cuba); Tonye Jekiri - African; Manu Lecomte - French; Angel Rodriguez - Spanish (Puerto Rico). UM is the academic home of nearly 1,700 foreign students of all socioeconomic backgrounds, from more than 110 countries as diverse as Peru, Pakistan, and Poland. Miami's diversity also is evident in its full-time faculty, which is nearly 36 percent minority, making UM one of the most diverse major private research universities.

ATTITUDE, COMMITMENT AND CLASS

Attitude, commitment and class are the cornerstone values of the Miami basketball program. Attitude: Be positive. Life is 10% what happens to you and 90% how you react to it. Commitment: Make a total and unconditional commitment to our program. Be passionate about what you do. Class: Show pride and respect in yourself and our program. Be the best you can be in thought, word and deed.

QUICK HITS

- In Miami's huddles, the guards stand to the left of Coach L and the forwards to the right, in ascending height order.
- Looking at UM's bench, assistant coach Huger & guards sit to the left of Coach L, while assistants Konkol & Caputo sit to the right with forwards.
- Coach L believes in the power of habits, referencing Stephen Covey's "7 Habits of Highly Effective People."
- Coach L often references his Franklin Covey planners from the past 15 years, all of which are in a cabinet above his desk.
- When applying for his job, Chris Caputo sent Coach L a heart and said, "I'd give my heart and soul to be on your staff."
- Coach L and assistant Michael Huger played pro basketball in Belgium, the home country of PG Manu Lecomte.
- On June 27, 2013 sophomore Shane Larkin was the No. 18 pick in the NBA Draft.
- In 2013, Shane Larkin tested as the best all-around athlete of the 61 players at the NBA combine.

ABOUT THE HEAD COACH

- Coach L was influenced by his HS coach, the late Jack Curran, the winningest HS basketball & baseball (combined) coach in the nation.
- Coach L's son, Jon, plays pickup basketball games with President Obama and his son, Jay, is an assistant coach for the Boston Celtics.
- Coach L's family was originally from Spain and his grandfather was raised in Cuba. The family made Larrañaga Cigars.

- Coach L's father had a love for the open road, a trait he passed on to his son, who has a love for geography.
- Coach L has been the commissioner and his staff has coached at the Dwyane Wade Fantasy Camp in Miami.
- In Catholic school, Coach L's nun/teacher couldn't pronounce the ñ in Larrañaga, thus the current Lare-uh-nay-guh pronunciation.

ABOUT THE UNIVERSITY OF MIAMI

- Miami is tied for No. 1 in Florida & Top 50 in the nation in the U.S. News & World Report's annual "Best Colleges" rankings.
- Miami, a small, private university with 9,500 undergraduate students, has an 11:1 student to faculty ratio.
- Miami basketball ranks in the Top 10 percent nationally in Academic Progress Rates (APR).
- Miami is ranked No. 3 in the nation for Race/Class Interaction by The Princeton Review. More than 50% of UM students are minorities.
- Six-time NBA All-Star Amar'e Stoudemire took classes at The U to earn his bachelor's degree.
- At UM, more than 50 percent of classes for undergraduates have 16 or fewer students; over 75 percent have 27 or fewer students.

2014-15 QUICK HITS

- UM opened the season with nine scholarship players available. This is the second-straight season the Canes open the campaign with eight or more new players and only nine available scholarship players.
- Miami has 10 new players on the roster for 2014-15: Eight scholarship newcomers, one D-I transfer who must sit out and one walk-on.
- UM opened the 2014-15 campaign with just two players from the 2013-14 season, in sophomore Manu Lecomte and junior Tonye Jekiri. Sophomore Davon Reed was out through Dec. 5 with a lower extremity injury.
- Seven players didn't wear a Miami uniform last season.
- Miami's 14-man roster includes players from five countries - Belgium, Nigeria, Puerto Rico, Spain, U.S. - six states - Florida, Texas, New York, Pennsylvania, New Jersey, New Hampshire - and Washington, D.C.
- There are no seniors playing for the Canes: One graduate student, five juniors, three sophomores and five freshmen.
- Three D-I transfers are eligible to play in 2014-15: Sheldon McClellan (Texas), Angel Rodriguez (Kansas State) and Joe Thomas (Niagara).
- The Canes lost six players – including three starters and the team's top two scorers – from the 2013-14 season, five to graduation and one transferred.
- Miami lost five of its top seven players from 2013-14. To open the 2013-14 season, Miami had lost its top six players from the 2012-13 campaign.
- Without Reed, the Canes returned 11.9 points, 7.6 rebounds, 3.0 assists, 1.3 steals and 0.9 blocks per game from the 2013-14 season. A year ago, Miami opened the 2013-14 season returning 9.3 points, 5.1 rebounds, 1.1 assists, 0.8 steals and 0.5 blocks per game.
- For the second-straight season, Miami returned the fewest points per game (18.4) and rebounds per game (9.2) of all ACC schools.
- The Canes held opponents to just 59.5 points per game in 2013-14, which was ranked No. 11 of 345 teams in Division I. Miami also averaged 61.5 ppg, which was ranked No. 337.
- The Canes lost 10 games by five points or less, or in overtime, during the 2013-14 season, on their way to a 17-16 overall record.

UM RECORDS	GAME	ACC GAME
POINTS SCORED	59 - Rick Barry vs. Rollins, 1965	35 - Jack McClinton vs. North Carolina 02/15/09
FIELD GOAL %	1.000 (7-7) - Raymond Hicks vs. NC A&T, 2008	.900 (9-10) - Reggie Johnson at Duke 01/02/11
3-POINT FG	9 - Johnny Hemsley vs. Lafayette, 1999	7 (3x) last - Jack McClinton vs. North Carolina 02/15/09
3-POINT FG%	1.000 (5-5) (5x) last - Malcolm Grant vs. NC State, 2011	1.000 (5-5) - Malcolm Grant at NC State 01/23/11
FT MADE	22 (2x) last - Rick Barry vs. Florida Southern, 1965	16 - Jack McClinton vs. NC State 03/07/09
FT %	1.000 (16-16) - Jack McClinton vs. NC State, 2009	1.000 (16-16) - Jack McClinton vs. NC State 03/07/09
REBOUNDS	29 - Rick Barry vs. Oklahoma City, 1965	16 - Reggie Johnson vs. Maryland 03/02/11
ASSISTS	14 - Michael Gardner vs. Pittsburgh, 1993	9 (3x) last - Shane Larkin vs. North Carolina 02/09/13
STEALS	9 - Jerome Scott vs. FIU, 1991	6 - Shane Larkin at North Carolina 01/10/12
BLOCKED SHOTS	13 - Anthony King vs. Florida Atlantic, 2004	6 - Anthony King vs. Florida State 01/15/05

RECAPPING MIAMI AT DUKE, JAN. 13, 2015

* With Miami's 16-point win at Cameron on Jan. 13, UM ended Duke's 41-game home winning streak, the longest active streak in Division I. The last team to defeat Duke at home was North Carolina on March 3, 2012, with an 18-point victory.

* Miami also snapped Duke's 19-game ACC home game winning streak.

* According to the Associated Press, Duke's loss to unranked Miami marked just the seventh home loss the Blue Devils have sustained in the last 242 games against unranked teams.

* Miami's 90 points scored against Duke are the most points scored by an unranked opponent in a regulation win in Cameron Indoor Stadium since NC State's 96 points on Feb. 23, 1983.

* Miami has dealt Duke its last two regular-season losses by 16-or-more points: 27 (90-63) on Jan. 23, 2013 at Miami, and 16 (90-74) on Jan. 13, 2015 at Duke.

* In a span of six days, Miami's men's and women's basketball teams both beat teams ranked No. 4 in the country with the men defeating Duke by 16 points, and the women taking down Notre Dame by 15 points. Miami and North Carolina are the only schools in the country with wins over top five teams in men's and women's basketball this season. Miami is the only one with wins over a top four team in both.

With back-to-back wins over Duke by NC State and Miami ...

* Duke was beaten in back-to-back regular season games for the first time since 2009 (Feb. 11, 101-87 to UNC; Feb. 15, 80-74 to Boston College).

* Duke was defeated in back-to-back games by 12+ for the first time since 1995-96 (March 8, 82-69 to Maryland; March 14, 75-40 to Eastern Michigan).

* Coach K lost consecutive conference games by 12+ for the first time since 1982-83. That same season, Duke lost its last two games by 12+ points, including a 43-point loss in the ACC Tournament to No. 2 Virginia, where Coach Jim Larrañaga was an assistant coach.

Miami's 16-point win over Duke ...

* is the most lopsided loss an unranked visitor has handed to a ranked Duke team in the ACC era.

* is the third time in the past 25 years Duke has lost a home game by more than 16 points. The other two were 88-70 vs. UNC on March 3, 2012 and 77-60 vs. NC State on Jan. 18, 1995.

* is the Blue Devils' worst defeat since the 18-point loss to Louisville on March 31, 2013 in the NCAA Tournament.

* is the fifth-largest home margin of defeat of Coach K's Duke career. In 526 home games, his worst home losses are: 24 to D. Smith ('83), 20 to D. Smith ('89), 18 to R. Williams ('12), 17 to Valvano ('83), 16 to Larrañaga ('15).

Since Coach L's arrival at Miami in 2011-12 ...

* Miami is the only team in the country to beat Duke three times.

* Miami is the only team in the country to play Duke multiple times and have a winning record.

* Duke has five losses by 16-plus - two of them are to Miami.

* Duke is 1-4 when allowing its opponent to score 90 points. Miami has two of those victories: 27 (90-63) on Jan. 23, 2013 at Miami, and 16 (90-74) on Jan. 13, 2015 at Duke. Syracuse and Kansas also won by scoring 90 points, both in 2013-14.

* In Miami's eight wins over ranked teams, the Canes have outscored their opponents by 10.4 points per game (621-538).

* Miami is the only ACC school with three wins over Duke and one of five ACC schools with multiple wins over the Blue Devils.

* Miami is the only ACC school with a winning record over Duke after playing multiple games. (ND is 1-0).

Since 2009-10 (Duke's last national championship year) ...

* Miami is the only team to win at Cameron Indoor Stadium twice.

* Duke has lost four home games - half of them are to Miami.

* Duke has three ACC losses by 16-plus points - two of them are to Miami.

With wins over No. 6/7 Florida and No. 4 Duke ...

* Miami has defeated a pair of Top 8 teams in the same season, both on the road.

* Miami has won two true road games against ranked opponents for the first time since 1998-99, when the Canes downed No. 9/10 St. John's 73-70, No. 18/17 Syracuse 76-63 and No. 2 Connecticut 73-71, all on their home courts.

Team Notes

* Miami's win over Duke marked its second win on the road over a Top 10 opponent. Earlier this season, Miami defeated then No. 8/7 Florida.

* The Hurricanes' win over No. 4 Duke is the highest ranked opponent Miami has defeated on the road since its 73-71 win over No. 2 Connecticut.

* Since the arrival of Jim Larrañaga at Miami, the Hurricanes have posted a 3-2 mark against Duke, earning three of UM's five all-time wins against the Blue Devils.

* Miami has outscored Duke 380-357 in those five games. The Canes have made 46.1 percent (135-293) of their shots while the Blue Devils have hit only 40.4 percent (127-314). From distance, Miami is 34-93 (36.6%) and Duke is 38-123 (30.9%). The Canes have out-rebounded Duke 196-194 and scored more points in the paint (164-152).

5 games	Points	FG%	3FG%	Reb	Points in Paint
Miami	380	46.1 (135-293)	36.6 (34-93)	196	164
Duke	357	40.4 (127-314)	30.9 (38-123)	194	152

* In the three games played at Cameron Indoor Stadium, Miami has outscored Duke 244-227. Unranked Miami defeated the No. 7/5 Blue Devils 78-74 in overtime in 2012, fell 79-76 to No. 3/3 Duke in 2013, when Miami was ranked No. 6/7, and defeated No. 4 Duke 90-74 in 2015. In those three games, there were 28 lead changes and 23 times the score was tied.

* Miami's 90 points against Duke were a season high. The Hurricanes' 56 second-half points were the most points Miami has scored in one half of play all year.

* Miami's matchup with Duke marked the Canes' third Top 10 opponent it has faced this season (No. 7 Florida, No. 3 Virginia and No. 4 Duke).

* With the win, Miami improved to 4-7 in ACC road openers since joining the league in 2004-05. They also hold a 3-5 mark against ranked teams in ACC road openers.

* Miami led by as many as 20 points with 1:09 remaining in the game.

* The Hurricanes outrebounded the Blue Devils by a 41-31 count and held a 51.8-43.9 shooting advantage.

* Miami scored 90 points for the fifth time in Coach L's UM career, and the third time in ACC play.

* The Canes shot 51.8 percent from the field and 50.0 percent (10-20) from three in the game, the sixth time this season Miami has hit more than 50 percent of its shots.

* UM scored 56 points (66.7 FG%) in the second half against the Blue Devils, a team that only allows opponents 62.7 points per game, on the average.

Player Notes

* Angel Rodriguez scored a game-high 24 points on 8-of-15 shooting. He fell just one point shy of his career-best point total of 25 points, which he set earlier this year against Virginia.

* Rodriguez scored in double figures for the 13th time this season and the fifth-consecutive game.

* Rodriguez also scored 20-or-more points for the third time this season.

* Manu Lecomte finished with a career-high 23 points on 5-of-10 shooting from the field.

* Lecomte finished in double figures for the ninth time this season.

* Sheldon McClellan also scored in double figures as he finished with 14 points. McClellan has scored in double figures in 13 straight games. He has scored in double figures in 14 games this season.

* Tonye Jekiri finished the game with a team-high 10 rebounds. Jekiri has pulled down 10-or-more rebounds in eight games this season, including the last three games.

Head Coach Jim Larrañaga Notes

* Coach Jim Larrañaga is two wins away from 550 career victories and one win away from 300 conference victories. He started the 2014-15 season with a 536-370 overall and 297-185 conference record in 30 years as a head coach.

* Larrañaga has a 548-374 overall record in his 31st season as a head coach, one of five ACC coaches with 500+ wins.

* He is 78-40 in his third season at the University of Miami, with a 33-22 mark in ACC play.

* Miami improved to 3-2 against Duke since the arrival of Coach Jim Larrañaga in 2011-12. Miami has outscored Duke 380-357 in those five games. Larrañaga has three of UM's five all-time wins against the Blue Devils.

MIAMI'S RECORD WHEN...

RECORD	2014-15 ALL	ACC	COACH L AT UM	ACC
All games	14-6	4-3	80-42	35-24
Home	7-4	2-2	43-17	19-11
Away	4-1	2-1	26-18	16-13
Neutral	3-1		11-7	
November	7-0		19-6	
December	3-3		15-9	0-1
January	4-3	4-3	18-11	16-11
February			16-9	15-9
March			12-7	4-3
Vs. Top 10 opponents	2-1	1-1	4-7	3-6
Vs. Top 25 opponents (includes Top 10)	3-2	1-2	8-16	5-12
Vs. RV opponents (either or both polls)	1-0	1-0	8-2	3-0
Vs. teams over .500 on game day	8-5	4-2	47-36	23-20
Vs. teams under .500 on game day	4-1	0-1	21-5	8-4
Vs. teams at .500 on game day	2-0		11-1	4-0
While UM is in the top 25	4-3	0-1	20-7	12-4
While UM is RV (only)	7-1	2-0	14-4	4-1
Leading at halftime	10-1	1-1	63-10	26-7
Trailing at halftime	3-4	2-2	14-30	6-16
Tied at halftime	1-1	1-0	5-2	3-1
Single overtime			2-6	1-2
Double overtime	0-1	0-1	2-1	1-1
In overtime games	0-1	0-1	4-7	2-3
Leading with 2:00 left in regulation	13-0	4-0	73-4	33-1
Trailing with 2:00 left in regulation	1-6	0-3	6-36	2-22
Tied with 2:00 left in regulation			1-1	0-1
UM shoots 50% or better from field	6-0	1-0	26-2	9-2
UM shoots 40-49% from field	7-1	3-1	46-10	24-7
UM shoots under 40% from field	1-5	0-2	8-30	2-15
Opp. shoots 50% or better from field	1-3	0-1	4-12	2-6
Opp. shoots 40-49% from field	7-3	4-2	35-19	17-11
Opp. shoots under 40% from field	7-0		42-11	16-7
UM shoots 70% or better from the line	9-3	3-2	43-19	17-12
UM shoots less than 70% from the line	4-3	1-1	36-23	18-11
UM makes more 3-point FGs	12-3	3-1	38-16	19-12
UM makes fewer 3-point FGs	1-2	1-1	28-17	13-10
3-point FGs are even	1-1	0-1	5-2	3-2
Four or more Canes in double figures	5-1	2-1	38-7	16-6
Three Canes score in double figures	6-3	2-1	31-19	15-7
Two or less Canes score in double figures	3-2	0-1	11-16	4-11
UM outrebounds opponent	6-1	0-1	50-16	19-11
Opp. outrebounds UM	6-5	4-2	26-26	15-13
Tied in rebounds	2-0		4-0	1-0
UM records 10 or more steals	4-0	1-0	13-3	4-1
UM records 15 or more assists	7-1	2-1	25-1	12-1
UM commits less than 15 turnovers	12-6	3-3	70-35	31-20
UM commits 15 or more turnovers	1-0		9-2	3-4
UM commits less turnovers than opp.	10-1	4-0	48-15	20-6
UM commits more turnovers than opp.	3-3	0-2	27-17	13-12
Tied in turnovers	1-2	0-1	5-9	2-6
UM scores 59 points or less	0-3	0-1	7-22	4-13
UM scores between 60-69 points	6-1	3-0	24-12	12-4
UM scores between 70-79 points	5-1	0-1	34-7	14-6
UM scores between 80-89 points	2-1	0-1	10-1	2-1
UM scores between 90-99 points	1-0	1-0	5-0	3-0
UM scores 100 or more points			0-0	0-0
Playing during the afternoon	2-2	2-1	27-12	14-8
Playing in the evening (5 p.m. or later)	12-4	2-2	52-29	21-16
Games decided by three points or less	2-0		9-8	4-6
Games decided by four to 10 points	4-2	3-2	24-17	13-12
Games decided by 11-19 points	3-2	1-0	30-13	11-3
Games decided by more than 20 points	5-2	0-1	17-4	7-3

UM SINCE THE ARRIVAL OF JIM LARRAÑAGA IN 2011

- 2013 ACC Regular Season Champions
- 2013 ACC Tournament Champions
- Ranked No. 2/2 - Miami's program high - Feb. 18, 2013
- No. 1 seed at 2013 ACC Tournament
- No. 2 seed in 2013 NCAA Tournament
- Won school record 29 games in 2013
- Won 15 ACC games in 2013
- 14-game win streak (tied 1946-47 & 2001-02) from Jan. 2 - Feb. 19, 2013
- 13-0 start in 2013 conference play, topping school-best nine ACC victories, which was set in 2011-12
- Sophomore Shane Larkin selected No. 18 in the 2013 NBA Draft by Atlanta Hawks, then traded to Dallas Mavericks
- All six seniors from 2013-14 championship season earned academic degree from UM: Garrius Adams, Julian Gamble, Reggie Johnson, Kenny Kadji, Trey McKinney Jones, Durand Scott
- Defeated No. 1 Duke, 90-63, on Jan. 23, 2013 in Coral Gables
- Defeated Duke twice within 12 months, at both Cameron Indoor Stadium and the BankUnited Center
- First team to beat Duke and UNC by 20+ points in the same season since Maryland in '74-75 season
- First team to beat Duke and UNC by 25+ points since the start of ACC play in 1953
- Defeated three teams in The Triangle in the same season: UNC, Duke & NC State
- In 2012-13 defeated three teams in the Top 20 for the first time since joining the ACC - the last time was in 1999-00
- Students camped out for the game vs. Duke more than four hours before tipoff, then did it again for the game vs. Florida State
- Five home sellouts of 7,972 fans vs. Duke, Florida State, North Carolina, Virginia and Clemson
- Set a record for the most games with 1,200 or more students (7)
- Set record student average attendance at 808. The past average attendance was 641 per game
- Set the record for cumulative season student attendance at 12,008. The previous record was 10,269
- Ended Duke's 41-game home winning streak, the longest active streak in Division I
- Snapped Duke's 19-game ACC home game winning streak
- Miami's 90 points scored against Duke are the most points scored by an unranked opponent in a regulation win in Cameron Indoor Stadium since NC State's 96 points on Feb. 23, 1983.
- Dealt Duke its last two regular-season losses by 16-or-more points: 27 (90-63) on Jan. 23, 2013 at Miami, and 16 (90-74) on Jan. 13, 2015 at Duke
- Handed Duke the most lopsided loss (16 points) an unranked visitor has handed to a ranked Blue Devil team in the ACC era
- Miami is the only team in the country to beat Duke three times
- Miami is the only team in the country to play Duke multiple times and have a winning record
- Dealt Duke two of its five overall and three ACC losses by 16-plus points
- Scored 90 points against Duke twice.
- Won at Cameron Indoor Stadium twice.
- Defeated a pair of Top 8 teams in the same season, both on the road: No. 6/7 Florida and No. 4 Duke
- Won two true road games against ranked opponents for the first time since 1998-99: No. 6/7 Florida and No. 4 Duke
- First team to defeated Duke and Syracuse on the road in the same season since the 1983-84 season (UNC).

AWARDS

- 2013 AP Coach of the Year - Jim Larrañaga
- 2013 Naismith Coach of the Year - Jim Larrañaga
- 2013 ACC Coach of the Year - Jim Larrañaga
- 2013 Henry Iba National Coach of the Year - Jim Larrañaga
- 2013 Adolph Rupp Cup Coach of the Year - Jim Larrañaga
- 2013 ACC Player of the Year (Coaches) - Shane Larkin
- 2013 ACC Defensive Player of the Year - Durand Scott
- Six All-ACC selections: Shane Larkin 1st team, Kenny Kadji 2nd team & 3rd team, Scott H.M. (twice), Rion Brown 3rd team.
- Three All-ACC Defensive Team players: Shane Larkin, Durand Scott, Julian Gamble
- 2012 ACC All-Rookie Team - Shane Larkin
- 2013 ACC All-Academic Team - Raphael Akpejori
- 2013 ACC Tournament MVP - Shane Larkin
- Four ACC All-Tournament team nods: Shane Larkin (1st), Durand Scott (1st), Julian Gamble (2nd), Trey McKinney Jones (2nd)
- Four ACC Player of the Week awards: Reggie Johnson (2012), Durand Scott (2012 & 2013) and Shane Larkin (2013)
- One ACC Rookie of the Week: Shane Larkin (2012)
- NABC Honors Court: Raphael Akpejori
- ACC Academic Honor Roll: Raphael Akpejori, Justin Heller, Donnavan Kirk.

COACH LARRAÑAGA'S MILESTONE VICTORIES

Victory	Date	Opponent	Score	School
50	02/10/88	Miami (Ohio)	65-59	Bowling Green
100	02/23/91	Kent State	84-57	Bowling Green
150	12/22/94	at Ohio State	59-50	Bowling Green
200	12/27/97	Northeastern	66-60	George Mason
250	12/20/00	Coastal Carolina	81-65	George Mason
300	12/02/03	East Carolina	76-65	George Mason
350	01/26/06	William & Mary	81-58	George Mason
400	02/27/08	William & Mary	68-59	George Mason
450	12/08/10	Loyola (Md.)	66-52	George Mason
500	01/05/12	at Georgia Tech	62-49	Miami
550	01/24/15	at Syracuse	66-62	Miami

UNIVERSITY OF MIAMI		GAME 21 at FLORIDA STATE - Page 9	
MIAMI HIGHS Points 90, at Duke, 1/13 Points/Half 56 (2nd), at Duke, 1/13 Field Goals Made 32, vs. Akron, 11/21 Field Goal Att. 68, vs. Virginia, 1/13 Field Goal Pct. 59.3, vs. Akron, 11/21 3-Point FG Made 14, at Charlotte, 11/25 3-Point FG Att. 30, vs. Illinois, 12/2 Free Throws Made 22, at Duke, 1/13 Free Throw Att. 30, at Duke, 1/13 Rebounds 44, vs. Illinois, 12/2 Assists 21, vs. South Alabama, 11/28 Steals 12 (3x) last at Duke, 1/13 Blocks 8, vs. South Alabama, 11/28 Turnovers 14, vs. Eastern Kentucky, 12/19 Victory Margin 35, vs. Howard, 11/14		OPPONENT HIGHS Points 89, Virginia, 1/3 Points/Half 54 (2nd), South Alabama, 11/28 Field Goals Made 32, South Alabama, 11/28 Field Goal Att. 79, South Alabama, 11/28 Field Goal Pct. 56.8, Georgia Tech, 1/28 3-Point FG Made 14, Eastern Kentucky, 12/19 3-Point FG Att. 30, Illinois, 12/2 Free Throws Made 27, Virginia, 1/3 Free Throw Att. 39, Virginia, 1/3 Rebounds 46, Green Bay, 12/6 Assists 19, Virginia, 1/3 Steals 10, Howard, 11/14 Blocks 7, at Notre Dame, 1/17 Turnovers 19 (2x) last Savannah State, 12/8 Victory Margin 28, Eastern Kentucky, 12/19	
MIAMI INDIVIDUAL HIGHS Points 31, Sheldon McClellan, at Charlotte, 11/25 Field Goals Made 11, Sheldon McClellan, at Charlotte, 11/25 Field Goal Attempts 22, Angel Rodriguez, vs. Virginia, 1/3 3-Point FG Made 5 (2x) last Sheldon McClellan, at Charlotte, 11/25 3-Point FG Attempts 10 (2x) last Deandre Burnett, vs. Illinois, 12/2 Free Throws Made 10 (2x) last Manu Lecomte, at Duke, 1/13 Free Throw Attempts 12, Angel Rodriguez, vs. Virginia, 1/3 Rebounds 16, Tonye Jekiri, vs. Akron, 11/21 Assists 9, Angel Rodriguez, vs. Akron, 11/21 Blocks 5, Tonye Jekiri, vs. South Alabama, 11/28		OPPONENT INDIVIDUAL HIGHS Points 26, London Perrantes, Virginia, 1/3 Field Goals Made 10 (2x) last Marcus Georges-Hunt, Georgia Tech, 1/28 Field Goal Attempts 19 (2x) last LaDontae Henton, Providence, 12/22 3-Point FG Made 5 (2x) last London Perrantes, Virginia, 1/3 3-Point FG Attempts 9, six players Free Throws Made 11, London Perrantes, Virginia, 1/3 Free Throw Attempts 12, London Perrantes, Virginia, 1/3 Rebounds 15, Jahlil Okafor, at Duke, 1/13 Assists 13, Kris Dunn, Providence, 12/22 Blocks 5, Carson Desrosiers, Providence, 12/22	

THE LAST TIME ...

Player Scored 30 Points
Miami Sheldon McClellan (31), at Charlotte, 11/25/14
Opponent Ryan Kelly (36), at Duke, 3/2/13

Player Scored 35 Points
Miami Jack McClinton (35) vs. North Carolina, 3/15/09
Opponent Ryan Kelly (36), at Duke, 3/2/13

Player Scored 40 Points
Miami Darius Rice (43) vs. Connecticut, 1/20/03
Opponent Sean Singletary (41), Virginia, 3/1/08

Two Players Scored 20 Points
Miami Angel Rodriguez (24), Manu Lecomte (23), at Duke, 1/13/15
Opponent T.J. Warren (24), Ralston Turner (22), NC State, 3/13/14

Three Players Scored 20 Points
Miami Dwayne Collins (23), Brian Asbury (21), Jack McClinton (20) vs. Virginia Tech, 1/25/09
Opponent Travis Mays (40), Alvin Heggis (22), Lance Blanks (21), Texas, 2/22/89

Five Players Scored in Double Figures
Miami Sheldon McClellan (17), Manu Lecomte (14), Tonye Jekiri (13)
Opponent Omar Sherman (13), Deandre Burnett (10), vs. South Alabama, 11/28/14
Jerian Grant (23), V.J. Beachem (13), Steve Vasturia (11),
Demetris Jackson (10), Pat Connaughton (10), at Notre Dame, 1/17/15

Six Players Scored in Double Figures
Miami James Kelly (17), Donnavan Kirk (15), Rion Brown (13), Manu Lecomte (12),
Opponent Davon Reed (11), Garrius Adams (10) vs. Texas Southern, 11/14/13

Player Grabbed 15 Rebounds
Miami Tonye Jekiri (15), at Syracuse, 1/24/15
Opponent Jahlil Okafor (15), at Duke, 1/13/15

Two Players Grabbed 10 Rebounds
Miami Tonye Jekiri (10), Sheldon McClellan (10), vs. NC State, 1/22/15
Opponent Jahlil Okafor (15), Amile Jefferson (12), at Duke, 1/13/15

Three Players Grabbed 10 Rebounds
Miami Mark Richardson (11), Eric Brown (10), Joe Wylie (10) vs. FIU, 3/6/89
Opponent Matt Harpring (12), Dion Glover (10), Michael Maddox (10), Georgia Tech, 12/2/97

Player Had 10 Assists
Miami Durand Scott (10) vs. North Carolina Central, 11/14/09
Opponent Kris Dunn (13), Providence, 12/22/14

Player Had 10 Blocks
Miami Anthony King (10) vs. Florida Atlantic, 11/29/04
Opponent Jarvis Varnado (10), Mississippi State, 12/13/07

Player Had a Double-Double	
Miami	Tonye Jekiri (13 pts, 15 rebs), at Syracuse, 1/24/15
Opponent	Tyler Roberson (10 pts, 14 rebs), at Syracuse, 1/24/15
Player Had a Triple-Double	
Miami	Anthony King (11 pts, 10 reb, 13 blks) vs. Florida Atlantic, 11/29/04
Opponent	Brendan Haywood (18 pts, 14 reb, 10 blks), North Carolina, 12/4/00
Two Players Had Double-Doubles	
Miami	Reggie Johnson (22 pts, 11 rebs) & Kenny Kadji (12 pts, 12 rebs), vs. Stetson, 11/9/12
Opponent	Jahlil Okafor (15 pts, 15 rebs) & Amile Jefferson (14 pts, 12 rebs) at Duke, 1/13/15
Team Scored 100 Points	
Miami	108 vs. Nova Southeastern, 11/16/09
Opponent	105, North Carolina, 1/31/07
Team Scored 50 Points in a Half	
Miami	56, (2nd half) at Duke, 1/13/15
Opponent	54, (2nd half) South Alabama, 11/28/14
Team Shot 50 Percent in Both Halves	
Miami	.583 (14-24) / .600 (18-30) vs. Akron, 11/21/14
Opponent	.571 (12-21) / .565 (13-23) Georgia Tech, 1/28/15
Team Shot 60 Percent in a Half	
Miami	.667 (18-27), second half, at Duke, 1/13/15
Opponent	.607 (17-28), second half, Eastern Kentucky, 12/19/14
Team Shot 70 Percent in a Half	
Miami	.739 (17-23), first half, at Florida State, 2/13/13
Team Shot 60 Percent in a Game	
Miami	.638 (30-47), at Florida State, 2/13/13
Opponent	.622 (23-37), Clemson, 12/21/08
Team Shot Less Than 30 Percent in a Game	
Miami	.293 (12-41), vs. Eastern Kentucky, 12/19/14
Opponent	.296 (16-54), Charleston, 12/30/14

THE LAST TIME A MIAMI FRESHMAN ...	
Scored 26+ Points:	Durand Scott, 29, vs. North Carolina, 3/02/10
Scored 20-25 Points:	Deandre Burnett, 21, vs. Green Bay, 12/6/14
Perfect from Field (5+ att):	Reggie Johnson (RS), 8-of-8, vs. Wake Forest, 3/11/10
Perfect from 3-Point Line:	Shane Larkin, 4-of-4, vs. Purdue, 11/29/11
10+ Rebounds:	Reggie Johnson (RS), 12, vs. Virginia Tech, 03/12/10
10+ Assists:	Durand Scott, 10, vs. North Carolina Central, 11/14/09
5-9 Assists:	Ja'Quan Newton, 5, at Notre Dame, 1/17/15
5+ Steals:	Shane Larkin, 6, vs. North Carolina, 01/10/12
4+ Blocks:	Raphael Akpejiori, 4, McNeese State, 11/24/10
Double-Double:	Julian Gamble (RS), 13 points, 13 rebounds, North Florida, 12/31/08

Miami 74, Eckerd 58
11-06-14Exhibition
BankUnited Center

Eckerd ## Player	tot-fg	3-pt	fg	fga	fga	fta	fta	of	de	tot	pf	tp	a	to	b	s	min
23 STEVENSON, Jerick	f	3	8	13	2	6	5	9	0	3	3	4	19	0	3	0	31
40 DARNELL, Ray	f	3	8	0	0	0	0	0	6	4	10	1	6	2	3	0	30
50 YOUNG, Trevon	c	2	10	0	0	3	4	0	4	4	3	7	0	1	1	1	25
11 MOODY, E.J.	g	0	5	0	4	2	4	1	1	2	1	2	4	1	0	1	33
12 ROBERTS, Kendall	g	0	2	0	1	0	0	0	3	3	4	0	0	0	0	1	21
10 PHILLIPS, Shane	1	2	0	1	0	0	0	0	0	0	0	3	2	0	2	0	6
15 BENEDICT, Matt	4	5	3	3	1	2	0	1	1	1	1	12	1	0	0	0	19
20 INGRAM, Keshawn	0	1	0	1	0	0	0	0	0	0	0	1	0	1	0	0	4
21 WALSH, Kevin	2	2	2	2	0	0	0	0	0	0	0	6	0	1	0	0	9
24 CARTER, Altavious	1	3	0	1	0	0	0	1	1	2	1	2	1	0	0	1	11
32 COBB, Brian	1	1	0	0	0	0	0	3	0	3	2	2	1	1	0	0	11
TEAM								3	2	5							
Totals			20	52	7	19	1119	14	19	33	22	58	9	13	1	4	200
TOTAL FG%	1st Half: 12-27	44.4%	2nd Half: 8-25	32.0%	Game: 38.5%												
3-Pt. FG%	1st Half: 4-9	44.0%	2nd Half: 3-10	30.0%	Game: 36.8%												
F Throw %	1st Half: 2-5	40.0%	2nd Half: 3-14	64.3%	Game: 57.9%												

Miami ## Player	tot-fg	3-pt	fg	fga	fga	fta	fta	of	de	tot	pf	tp	a	to	b	s	min
22 Omar Sherman	f	3	8	1	5	3	4	3	1	4	4	10	1	1	3	0	26
02 Joe Thomas	g	1	1	0	0	0	2	1	4	5	4	2	1	0	1	0	20
10 Sheldon McClellan	g	7	10	3	5	7	10	1	2	3	1	24	3	3	0	0	33
13 Angel Rodriguez	g	2	6	0	3	7	9	0	3	3	3	11	6	2	0	5	30
20 Manu Lecomte	g	2	3	1	2	0	0	0	1	1	1	5	3	0	0	0	19
00 Ja'Quan Newton	2	4	0	0	0	0	0	1	0	1	2	4	1	1	0	0	15
01 Deandre Burnett	2	5	2	3	2	4	0	3	3	3	1	8	0	1	0	0	16
12 James Palmer	0	2	0	1	0	0	0	1	1	0	0	1	0	0	1	0	17
33 Ivan Cruz Uceda	4	6	0	1	2	2	2	6	8	1	10	0	1	0	1	0	24
TEAM								1	2	3							
Totals			23	45	7	20	2131	9	23	32	17	74	16	9	4	7	200
TOTAL FG%	1st Half: 10-24	41.7%	2nd Half: 13-21	61.9%	Game: 51.1%												
3-Pt. FG%	1st Half: 4-12	33.3%	2nd Half: 3-8	37.5%	Game: 35.0%												
F Throw %	1st Half: 5-6	83.3%	2nd Half: 16-25	64.0%	Game: 67.7%												

Officials: Raymond Styons, Jeff Nichols, Matt Potter

Score by Periods	1st	2nd	Total
Eckerd College	30	28	58
University of Miami	29	45	74

Points in the paint-ECM 22,UM 28. Points off turnovers-ECM 13,UM 19.
2nd chance points-ECM 16,UM 7. Fast break points-ECM 0,UM 13.
Bench points-ECM 24,UM 22. Score tied-6 times. Lead changed-11 times.
Last FG-ECM 2nd-02:41, UM 2nd-00:14.
Largest lead-ECM by 5 1st-05:18, UM by 16 2nd-00:14.
ECM led for 08:28. UM led for 26:27. Game was tied for 04:30.

-RV Miami 84, Howard 49
11-14-14Game 1
BankUnited Center

Howard ## Player	tot-fg	3-pt	fg	fga	fga	fta	fta	of	de	tot	pf	tp	a	to	b	s	min
15 COLLINS, Damon	f	4	8	0	0	0	4	4	3	3	6	2	12	0	6	0	30
33 MILLER, James	f	1	6	0	0	0	0	0	0	0	0	3	2	1	0	0	18
22 BOYD, Marcel	c	2	3	0	0	0	0	0	3	1	4	2	4	1	1	0	15
01 CARLTON, James	g	2	10	0	3	0	1	1	4	5	5	4	1	1	2	0	18
11 DANIEL, James	g	3	15	1	8	3	4	0	1	2	2	1	10	0	3	0	25
00 MINGO, Dalique	0	2	0	2	0	0	0	0	1	2	0	0	0	0	0	0	9
04 MADISON, Ausar	0	2	0	1	0	0	0	0	0	0	2	0	2	1	0	1	13
10 HILL, Keon	0	1	0	0	0	0	0	0	0	0	0	0	0	0	1	0	4
20 MANGHAM, Solomon	0	4	0	2	0	2	1	1	2	1	0	1	0	0	1	0	7
21 NORWORTHY, Jared	2	3	1	2	2	6	0	3	3	2	7	0	2	0	0	0	21
25 BOYOMO, Theodore	1	2	0	0	0	0	1	2	3	1	2	0	0	0	0	0	9
32 STONE, Tyler	3	4	0	0	2	2	1	2	3	3	8	0	0	0	1	0	14
44 ELLISON, Oliver	0	3	0	0	0	2	2	2	4	0	0	0	1	0	0	0	17
TEAM								7	2	9							
Totals			18	63	2	18	1121	20	23	43	22	49	5	17	3	10	200
TOTAL FG%	1st Half: 8-34	23.5%	2nd Half: 10-29	34.5%	Game: 28.0%												
3-Pt. FG%	1st Half: 2-10	20.0%	2nd Half: 0-8	0.0%	Game: 11.1%												
F Throw %	1st Half: 3-7	42.9%	2nd Half: 8-14	57.1%	Game: 52.4%												

Miami ## Player	tot-fg	3-pt	fg	fga	fga	fta	fta	of	de	tot	pf	tp	a	to	b	s	min
02 Joe Thomas	f	2	2	0	0	0	1	3	2	5	1	4	0	2	2	1	27
23 Tonye Jekiri	c	2	6	0	0	2	2	5	6	11	5	6	1	1	1	1	26
10 Sheldon McClellan	g	8	12	0	3	3	4	0	4	4	1	19	2	2	0	1	25
13 Angel Rodriguez	g	4	11	3	6	5	7	1	2	3	0	16	3	2	1	4	26
20 Manu Lecomte	g	5	9	3	6	1	1	1	2	4	14	3	2	1	0	2	21
00 Ja'Quan Newton	1	2	0	0	0	6	6	0	0	2	8	0	0	0	0	0	16
01 Deandre Burnett	2	11	3	4	4	4	1	3	4	2	9	1	2	0	1	0	20
11 Mike Fernandez	1	1	0	0	0	0	0	0	0	0	2	0	0	0	0	0	2
12 James Palmer	2	5	2	5	0	0	0	2	2	1	6	2	2	1	0	1	18
22 Omar Sherman	0	0	0	0	0	0	0	1	4	5	3	0	0	0	0	0	17
35 Chris Stowell	0	0	0	0	0	0	0	0	0	0	1	0	1	0	0	0	2
TEAM								1	6	7							
Totals			27	59	9	23	2125	13	30	43	20	84	13	15	12	200	
TOTAL FG%	1st Half: 15-31	48.4%	2nd Half: 12-28	42.9%	Game: 45.8%												
3-Pt. FG%	1st Half: 5-12	41.7%	2nd Half: 4-11	36.4%	Game: 39.1%												
F Throw %	1st Half: 10-13	76.9%	2nd Half: 11-12	91.7%	Game: 84.0%												

Officials: Bill Covington, Dwayne Gladden, William Humes

Attendance: 4544

Score by Periods	1st	2nd	Total
Howard	21	28	49
Miami	45	39	84

Points in the paint-HOW-M 28,UM 32. Points off turnovers-HOW-M 16,UM 21.
2nd chance points-HOW-M 15,UM 15. Fast break points-HOW-M 10,UM 16.
Bench points-HOW-M 17,UM 25. Score tied-0 times. Lead changed-0 times.
Last FG-HOW-M 2nd-00:01, UM 2nd-01:25.
Largest lead-HOW-M None, UM by 37 2nd-02:29.
HOW-M led for 00:00. UM led for 39:26. Game was tied for 00:34.

-RV Miami 69, 8/7 Florida 67
11-17-14Game 2
O'Connell Center

Miami 2-0	totfg 3-pt				rebounds												
## Player	f	o	g	a	fga	fga	fta	of	de	tot	pf	tp	a	to	b	s	min
02 Joe Thomas	f	0	0	0	0	0	0	0	0	0	0	0	0	0	0	0	10
23 Tonye Jekiri	c	2	4	0	0	0	4	3	5	8	4	8	1	2	3	1	28
10 Sheldon McClellan	g	4	10	0	1	1	3	2	5	7	1	9	5	1	0	0	39
13 Angel Rodriguez	g	7	14	5	8	5	7	0	2	2	0	24	3	3	0	3	36
20 Manu Lecomte	g	1	3	1	3	0	0	0	1	1	4	3	1	3	0	0	22
00 Ja'Quan Newton	2	3	0	0	1	2	0	1	1	0	5	3	1	0	0	0	12
01 Deandre Burnett	1	2	0	1	0	0	0	0	0	0	2	0	0	0	0	0	6
12 James Palmer	4	9	2	3	0	0	0	0	0	2	10	0	3	0	0	0	27
22 Omar Sherman	3	4	1	2	1	1	0	4	4	1	8	1	0	1	0	0	20
TEAM								2	2	4							
Totals			24	49	9	18	1217	7	20	27	12	69	14	13	4	200	

TOTAL FG% 1st Half: 9-26 34.6% 2nd Half: 15-23 65.2% Game: 49.0%
3-Pt. FG% 1st Half: 2-8 25.0% 2nd Half: 7-10 70.0% Game: 50.0%
F Throw % 1st Half: 1-1 100% 2nd Half: 11-16 68.8% Game: 70.6%

Florida ## Player	tot-fg	3-pt	fg	fga	fga	fta	fta	of	de	tot	pf	tp	a	to	b	s	min
30 Kurtz, Jacob	f	3	6	0	0	0	0	3	5	8	4	6	2	2	0	0	36
21 Horford, Jon	c	5	9	3	6	4	4	0	7	7	2	17	0	2	3	1	31
00 Hill, Kasey	g	1	9	0	1	0	0	1	1	2	3	2	8	2	0	1	33
01 Carter, Eli	g	8	9	3	4	2	2	0	1	1	5	21	2	3	0	1	29
20 Frazier, Michael	g	6	11	1	2	0	0	0	2	2	0	13	1	1	1	2	36
03 Robinson, Devin	1	3	1	3	1	2	0	0	1	1	2	4	1	2	1	2	16
11 Chiozza, Chris	2	3	0	1	0	1	0	0	0	1	4	1	1	0	1	0	19
14 Edwards, Lexx	0	0	0	0	0	0	0	0	0	0	1	0	0	0	0	0	+
TEAM								1	2	3							
Totals			26	50	8	17	7	9	5	19	24	18	67	15	13	5	200

#17/20 Miami 77, Charlotte 74
11-25-14 Halton Arena, Charlotte, N.C. Game 6

Miami 6-0		tot-fg 3-pt					rebounds					a to b s min				
# Player		fg	fga	fgt	fta	ft	of	de	tot	pf	tp	a	to	b	s	min
02 Joe Thomas	f	0	0	0	0	0	0	0	0	1	0	0	1	0	0	13
23 Tonye Jekiri	c	2	3	0	0	2	5	13	5	4	1	1	1	0	1	32
10 Sheldon McClellan	g	11	17	5	7	4	4	1	10	11	1	3	3	0	2	34
13 Angel Rodriguez	g	5	12	4	7	0	1	0	2	2	3	14	6	2	0	1
20 Manu Lecomte	g	7	13	4	5	0	0	1	0	1	1	18	1	2	0	1
00 Ja'Quan Newton	0	1	0	0	0	0	0	0	0	0	2	0	0	0	0	7
12 James Palmer	1	4	0	2	1	2	0	2	2	2	3	0	2	1	0	21
22 Omar Sherman	3	7	1	2	0	0	1	4	5	2	7	1	0	0	0	20
TEAM								1	1							
Totals		29	57	14	23	5	9	8	27	35	17	77	12	11	2	4
TOTAL FG%	1st Half: 15-34 44.1%	2nd Half: 14-23 60.9%					Game: 50.9%									
3-Pt. FG%	1st Half: 7-14 50.0%	2nd Half: 7-9 77.8%					Game: 60.9%									
F Throw %	1st Half: 1-2 50.0%	2nd Half: 4-7 57.1%					Game: 55.6%									

Charlotte 3-2		tot-fg 3-pt					rebounds					a to b s min				
# Player		fg	fga	fgt	fta	ft	of	de	tot	pf	tp	a	to	b	s	min
21 CLAYTON, Willie	f	4	6	0	0	3	6	2	3	5	1	11	0	2	0	1
12 THORNE JR, Mike	c	8	11	0	0	3	3	2	5	0	17	0	0	0	0	27
01 OGBUEZE, Brax	g	4	9	3	7	2	3	0	0	2	13	2	2	0	0	28
14 WILLIAMS, Terr	g	2	4	0	2	0	0	4	4	3	4	3	0	0	0	28
15 HENRY, Pierria	g	1	10	0	6	2	2	3	8	11	4	9	2	1	0	36
02 DORN, Torin	g	7	12	1	3	2	5	1	2	3	0	17	2	0	3	26
05 WOODS, Keyshawn	3	6	2	3	0	0	0	1	1	1	8	1	0	0	0	19
11 BENKOVIC, Ivan	0	0	0	0	0	0	0	0	0	0	0	0	0	0	0	6
20 BLAKLEY, Cameron	0	1	0	1	0	0	0	2	2	0	0	0	0	1	0	5
TEAM																
Totals		29	59	6	22	10	19	9	22	31	11	74	17	8	2	4
TOTAL FG%	1st Half: 16-28 57.1%	2nd Half: 13-31 41.9%					Game: 49.2%									
3-Pt. FG%	1st Half: 4-11 36.4%	2nd Half: 2-11 18.2%					Game: 27.3%									
F Throw %	1st Half: 1-4 25.0%	2nd Half: 9-15 60.0%					Game: 52.6%									

Officials: Bryan Kersey, Karl Hess, Bill Covington Jr.
Technical fouls: Miami-None. Charlotte-None.
Attendance: 7163

Score by Periods	1st	2nd	Total
Miami	38	39	77
Charlotte	37	37	74

Points in the paint-UM 24,CHA 44. Points off turnovers-UM 10,CHA 10.
2nd chance points-UM 9,CHA 12. Fast break points-UM 6,CHA 10.
Bench points-UM 10,CHA 25. Score tied-0 times. Lead changed-3 times.
Last FG-UM 2nd-05:20, CHA 2nd-01:04.
Largest lead-UM by 13 2nd-05:20, CHA by 9 1st-07:36.
UM led for 21:50. CHA led for 17:54. Game was tied for 00:15.

#17/20 Miami 87, South Alabama 75 Game 7
11-28-14 BankUnited Center

So. Alabama 1-3		tot-fg 3-pt					rebounds					a to b s min				
# Player		fg	fga	fgt	fta	ft	of	de	tot	pf	tp	a	to	b	s	min
02 Boyanov, Georgi	f	3	4	1	2	1	3	6	2	8	0	1	0	1	0	22
24 Ferguson, Dione	f	5	14	0	0	2	3	9	5	14	2	12	1	1	0	24
01 Williams, Ken	g	7	19	2	9	0	0	1	3	4	0	16	2	0	1	31
04 Stevens, Barrington	g	6	12	0	2	0	0	0	3	3	4	12	5	2	0	36
22 Brown, John	g	1	5	0	0	0	0	1	0	1	2	3	1	0	2	22
02 Johnson, Taishawn	5	10	13	2	3	0	0	2	2	5	13	0	0	0	0	20
05 Lewis, Abdul	4	9	0	1	2	6	3	4	7	2	10	0	1	0	0	22
20 Whittingham, Tafari	1	5	0	1	0	0	0	1	0	1	2	0	0	0	1	9
32 Karaszia, Austin	0	0	0	0	0	0	0	0	0	2	0	0	0	0	0	4
33 Andjusic, Luka	0	1	0	0	0	0	0	1	1	0	0	0	0	0	0	10
TEAM								4	4							
Totals		32	79	4	18	7	14	22	21	43	19	75	11	6	2	7
TOTAL FG%	1st Half: 10-32 31.3%	2nd Half: 22-47 46.8%					Game: 40.5%									
3-Pt. FG%	1st Half: 0-9 0.0%	2nd Half: 4-9 44.4%					Game: 22.2%									
F Throw %	1st Half: 1-6 16.7%	2nd Half: 6-8 75.0%					Game: 50.0%									

Miami 7-0		tot-fg 3-pt					rebounds					a to b s min				
# Player		fg	fga	fgt	fta	ft	of	de	tot	pf	tp	a	to	b	s	min
02 Joe Thomas	f	1	1	0	0	2	1	1	2	1	2	1	0	0	0	13
23 Tonye Jekiri	c	4	7	0	0	5	6	2	6	8	3	13	8	2	5	30
10 Sheldon McClellan	g	6	6	1	1	4	0	2	2	1	17	2	1	0	0	29
13 Angel Rodriguez	g	2	7	1	2	2	0	3	3	7	1	3	0	2	2	24
20 Manu Lecomte	g	3	6	2	3	6	1	2	3	1	14	5	0	0	1	28
00 Ja'Quan Newton	2	3	0	0	1	2	0	1	1	5	0	1	0	0	1	17
01 Deandre Burnett	4	9	2	4	0	0	1	1	2	0	10	0	0	1	0	16
12 James Palmer	3	7	0	3	0	1	2	2	4	0	6	3	0	1	0	23
22 Omar Sherman	6	11	1	3	0	0	1	6	7	3	13	1	2	1	0	20
TEAM								3	3							
Totals		31	57	7	16	18	23	8	27	35	11	87	21	9	8	3
TOTAL FG%	1st Half: 18-30 60.0%	2nd Half: 13-27 48.1%					Game: 54.4%									
3-Pt. FG%	1st Half: 4-7 57.1%	2nd Half: 3-9 33.3%					Game: 43.8%									
F Throw %	1st Half: 3-5 60.0%	2nd Half: 15-18 83.3%					Game: 78.3%									

Officials: Sean Casady, Waly Rutecki, Brian Shey
Technical fouls: USA-Johnson, Taishawn. Miami-None.
Attendance: 4267

Score by Periods	1st	2nd	Total
USA	21	54	75
Miami	43	44	87

Points in the paint-USA 40,UM 40. Points off turnovers-USA 6,UM 7.
2nd chance points-USA 13,UM 12. Fast break points-USA 6,UM 3.
Bench points-USA 25,UM 34. Score tied-0 times. Lead changed-0 times.
Last FG-USA 2nd-00:30, UM 2nd-02:02.
Largest lead-USA None, UM by 24 1st-04:24.
USA led for 00:00. UM led for 39:10. Game was tied for 00:50.

#15 Miami 70, #24/25 Illinois 61 Game 8
12-02-14 BankUnited Center

Illinois 6-1		tot-fg 3-pt					rebounds					a to b s min				
# Player		fg	fga	fgt	fta	ft	of	de	tot	pf	tp	a	to	b	s	min
32 Egwu, Nnanna	c	4	11	0	0	0	3	6	9	4	8	0	2	1	0	35
03 Starks, Ahmad	g	1	10	1	7	0	0	1	1	2	3	1	1	0	0	27
11 Cosby, Aaron	g	1	10	1	6	0	0	2	1	3	4	3	1	0	0	23
21 Hill, Malcolm	g	5	10	1	3	2	5	2	4	6	2	13	3	3	0	27
24 Rice, Rayvonte	g	8	16	2	6	4	5	7	12	2	22	1	0	0	0	34
01 Tate, Jaylon	0	0	0	0	2	2	0	0	0	2	2	1	1	0	0	13
12 Black, Leron	1	3	0	0	0	0	1	1	2	4	2	0	0	0	0	8
25 Nunn, Kendrick	3	6	2	5	0	0	0	4	4	0	8	0	0	0	1	29
31 Colbert, Austin	0	3	0	0	0	0	1	1	2	0	0	0	0	0	0	4
TEAM								2	3							
Totals		23	69	7	30	8	12	16	28	44	20	61	7	7	1	200
TOTAL FG%	1st Half: 9-36 25.0%	2nd Half: 14-33 42.4%					Game: 33.3%									
3-Pt. FG%	1st Half: 3-17 17.6%	2nd Half: 4-13 30.8%					Game: 23.3%									
F Throw %	1st Half: 3-6 50.0%	2nd Half: 5-6 83.3%					Game: 66.7%									

Miami 8-0		tot-fg 3-pt					rebounds					a to b s min						
##	Player	f	o	g	fga	fgt	fta	ft	of	de	tot	pf	tp	a	to	b	s	min
02	Joe Thomas	f	0	1	0	0	2	2	0	0	0	2	0	0	0	0	0	11
23	Tonye Jekiri	c	3	6	0	0	0	0	3	6	9	4	6	2	1	2	0	29
10	Sheldon McClellan	g	5	10	2	4	2	2	1	8	9	2	14	2	0	0	0	37
13	Angel Rodriguez	g	2	9	1	5	4	6	0	6	6	2	9	5	3	0	3	32
20	Manu Lecomte	g	4	8	2	5	5	7	2	1	3	3	15	1	0	0	0	35
00	JaQuan Newton				0	0	0	0	2	2	2	0	1	0	0	0	0	5
01	Deandre Burnett		7	16	3	10	2	2	1	7	8	0	19	0	0	0	1	24
12	James Palmer		0	2	0	1	0	0	0	0	0	0	0	0	0	0	0	18
22	Omarr Sherman		1	6	1	5	2	2	0	1	1	3	5	1	0	1	0	19
TEAM							3 3 6					1						
Totals		22 58 9 30 17 21					10 34 44 16 70					12 5 3 4 200						

Providence 76, RV/RV Miami 62 **Game 12**
12-22-14 **Barclays Center, Brooklyn, N.Y.**

Miami 9-3 ## Player	tot-fg		3-pt		rebounds		of de	tot	pf	tp	a	to	b	s	min
	fg	fga	fg	fga	ft	fta									
22 Omar Sherman	f	3	7	0	3	4	1	1	2	1	6	0	0	0	19
23 Tonye Jekiri	c	4	7	0	0	4	3	7	10	2	12	2	3	0	1 35
10 Sheldon McClellan	g	6	15	2	8	3	2	2	4	3	17	1	2	0	2 38
13 Angel Rodriguez	g	6	15	3	7	4	0	2	2	3	19	4	3	0	2 38
20 Manu Lecomte	g	0	5	0	4	0	0	0	0	1	0	1	1	0	15
00 Ja'Quan Newton	1	2	0	0	1	1	0	0	0	3	1	1	0	1	9
01 Deandre Burnett	1	4	0	2	1	4	2	3	5	1	3	0	1	0	18
02 Joe Thomas	1	1	0	0	0	1	1	2	0	2	1	0	0	0	10
05 Davon Reed	0	3	0	3	0	0	0	2	2	3	0	2	0	1	10
12 James Palmer	0	0	0	0	0	0	0	0	0	3	0	2	1	0	8
TEAM							2	2	4						
Totals		22	59	5	27	13	18	11	20	31	17	62	14	12	1 6 200
TOTAL FG%	1st Half:	12-27	36.4%	2nd Half:	10-26	38.5%									Game: 37.3%
3-Pt. FG%	1st Half:	1-13	7.7%	2nd Half:	4-14	28.6%									Game: 18.5%
F Throw %	1st Half:	8-8	100%	2nd Half:	5-10	50.0%									Game: 72.2%

Providence 10-3 ## Player	tot-fg		3-pt		rebounds		of de	tot	pf	tp	a	to	b	s	min
	fg	fga	fg	fga	ft	fta									
00 BENTIL, Ben	f	2	3	1	1	0	0	4	4	2	5	2	0	0	0 24
23 HENTON, LaDontae	f	10	19	2	5	3	0	5	5	3	25	0	2	0	1 39
33 DESROSIERS, Carson	c	4	6	0	0	4	6	3	4	7	3	12	2	0	5 1 30
03 DUNN, Kris	g	6	8	0	1	3	0	5	5	2	15	13	5	0	3 37
21 LINDESEY, Jalen	g	1	3	1	3	0	0	1	1	0	3	0	1	0	15
13 CHUKWU, Paschal	0	0	0	0	0	0	2	2	0	0	0	1	0	0	4
24 CARTWRIGHT, Kyron	1	4	0	2	1	1	0	0	0	2	3	0	2	0	1 19
25 HARRIS, Tyler	5	10	0	0	3	3	1	2	3	13	1	0	1	0	1 29
32 LOMOMBA, Junior	0	0	0	0	0	0	0	0	0	0	0	0	0	0	3
TEAM							2	6	8						
Totals		29	53	4	12	14	18	6	29	35	17	66	18	12	5 7 200
TOTAL FG%	1st Half:	14-27	51.9%	2nd Half:	15-26	57.7%									Game: 54.7%
3-Pt. FG%	1st Half:	1-7	14.3%	2nd Half:	3-5	60.0%									Game: 33.3%
F Throw %	1st Half:	4-6	66.7%	2nd Half:	10-12	83.3%									Game: 77.8%

Officials: Mike Roberts, Clarence Armstrong, Tim Clougherty
Technical fouls: Miami-None. Providence-None.
Attendance: 6519

Score by Periods	1st	2nd	Total
Miami	33	29	62
Providence	33	43	76

Points in the paint-UM 28,PC 48. Points off turnovers-UM 13,PC 13.
2nd chance points-UM 9,PC 9. Fast break points-UM 6,PC 20.
Bench points-UM 8,PC 16. Score tied-2 times. Lead changed-6 times.
Last FG-UM 2nd-01:45, PC 2nd-01:01.
Largest lead-UM by 1 1st-18:44, PC by 17 2nd-04:42.
UM led for 02:18. PC led for 36:57. Game was tied for 00:45.

Miami 67, College of Charleston 40 **Game 13**
12-30-14 **BankUnited Center**

Charleston, 5-8 ## Player	tot-fg		3-pt		rebounds		of de	tot	pf	tp	a	to	b	s	min
	fg	fga	fg	fga	ft	fta									
00 Gilmore, Donovan	*	0	0	0	0	0	0	3	3	1	0	0	0	0	8
01 Baru, Adjehi	*	1	5	0	0	0	0	2	2	4	2	0	2	1	10
13 Chealey, Joe	*	3	14	0	4	2	4	1	3	4	8	3	2	1	0 33
22 Stitt, Anthony	*	3	10	1	4	0	0	4	4	2	7	0	4	0	1 34
24 Barry, Canyon	*	0	4	0	1	0	0	1	6	7	2	0	3	0	0 35
05 Pierre, Jr., Glen	2	5	0	0	2	2	1	2	2	6	0	1	0	1	15
10 Branim, Pat	0	2	0	2	0	0	0	0	0	3	0	0	0	0	8
11 Bailey, Evan	0	0	0	0	0	0	0	1	1	0	0	0	0	0	9
12 Johnson, Cameron	3	7	1	2	0	0	1	2	3	1	7	1	2	0	0 26
15 O'Donohue, Terrance	0	2	0	1	0	0	1	0	1	3	0	0	0	0	7
33 Wishon, David	4	5	0	0	2	3	2	3	5	3	10	0	2	1	0 14
TEAM							4	2	6						
Totals		16	54	2	14	6	9	11	27	38	25	40	7	14	2 200
TOTAL FG%	1st Half:	6-27	22.2%	2nd Half:	10-27	37.0%									Game: 29.6%
3-Pt. FG%	1st Half:	0-6	0.0%	2nd Half:	2-8	25.0%									Game: 14.3%
F Throw %	1st Half:	0-0	0.0%	2nd Half:	6-9	66.7%									Game: 66.7%

Miami 10-3 ## Player	tot-fg		3-pt		rebounds		of de	tot	pf	tp	a	to	b	s	min
	fg	fga	fg	fga	ft	fta									
02 Joe Thomas	*	0	2	0	0	0	0	2	0	2	0	0	0	0	0 12
10 Sheldon McClellan	*	4	7	1	1	2	3	1	1	2	11	0	0	0	0 25
13 Angel Rodriguez	*	5	9	2	5	3	6	1	4	5	2	15	3	0	0 23
20 Manu Lecomte	*	2	7	1	3	0	0	0	3	3	1	5	2	1	0 22
23 Tonye Jekiri	*	4	6	0	0	2	0	8	8	4	8	1	2	1	0 18
00 Ja'Quan Newton	1	1	0	0	4	7	0	0	0	1	6	0	0	0	12
01 Deandre Burnett	1	6	1	5	4	6	0	4	4	1	7	4	0	0	0 20
05 Davon Reed	2	2	0	0	1	1	2	3	5	1	5	4	0	0	0 18
11 Mike Fernandez	0	0	0	0	0	0	0	0	0	0	0	0	0	0	2
12 James Palmer	2	5	1	3	0	2	0	2	2	0	5	3	0	1	0 25
22 Omar Sherman	2	5	1	3	0	0	1	1	2	4	5	1	1	0	1 21
35 Chris Stowell	0	1	0	0	0	0	0	0	0	0	0	0	0	0	2
TEAM							3	3	6						
Totals		23	51	7	20	14	27	10	29	39	15	67	18	7	2 200
TOTAL FG%	1st Half:	12-28	42.9%	2nd Half:	11-23	47.8%									Game: 45.1%
3-Pt. FG%	1st Half:	2-11	18.2%	2nd Half:	5-9	55.6%									Game: 35.0%
F Throw %	1st Half:	6-12	50.0%	2nd Half:	8-15	53.3%									Game: 51.9%

Officials: Brian Dorsey, Tim Ebersole, Earl Watson
Attendance: 4705

Score by Periods	1st	2nd	Total
Co. of Charleston	12	28	40
Miami	32	35	67

Points in the paint-COFC 22,UM 30. Points off turnovers-COFC 2,UM 13.
2nd chance points-COFC 12,UM 11. Fast break points-COFC 0,UM 4.
Bench points-COFC 23,UM 28. Score tied-0 times. Lead changed-0 times.
Last FG-COFC 2nd-00:32, UM 2nd-04:33.
Largest lead-COFC None, UM by 34 2nd-07:43.
COFC led for 00:00. UM led for 39:35. Game was tied for 00:25.

3/3 Virginia 89, Miami 80 (20T) **Game 14**
1-3-15 **BankUnited Center**

UVA 13-0, 1-0 ## Player	tot-fg		3-pt		rebounds		of de	tot	pf	tp	a	to	b	s	min
	fg	fga	fg	fga	ft	fta									
10 Tobey, Mike	f	6	9	0	0	2	2	4	6	2	14	0	0	1	0 33
13 Gill, Anthony	f	1	6	0	0	4	8	2	4	6	1	6	2	3	0 1 35
01 Anderson, Justin	g	4	9	2	5	6	9	0	2	2	16	3	0	0	0 46
15 Brogdon, Malcolm	g	3	8	1	3	1	1	0	2	2	5	8	1	2	1 0 26
32 Purrantes, London	g	5	11	5	9	11	12	0	1	1	3	26	8	3	1 45
00 Hall, Devon	0	0	0	0	0	0	0	0	0	0	0	1	0	0	0 3
04 Shayok, Marial	3	6	2	4	1	2	0	5	5	1	9	3	0	2	2 31
05 Atkins, Daron	3	8	0	2	3	5	7	12	4	8	1	1	1	0	1 31
11 Nolte, Evan	1	1	0	0	2	0	1	1	4	2	1	0	0	0	10
TEAM							1	3	4						
Totals		26	58	10	21	27	39	10	29	39	23	89	19	6	3 250
TOTAL FG%	1st Half:	14-27	51.9%	2nd Half:	8-22	36.4%									Game: 44.8%
3-Pt. FG%	1st Half:	5-7	71.4%	2nd Half:	4-9	44.4%									Game: 47.6%
F Throw %	1st Half:	5-7	71.4%	2nd Half:	5-11	45.5%									Game: 69.2%

UM 10-4, 0-1		tot-fg		3-pt		rebounds											
##	Player	f	fga	fg	fga	ft	fta	of	de	tot	pf	tp	a	to	b	s	min
02	Joe Thomas	f	1	1	0	0	0	2	0	2	3	2	0	0	0	0	9
23	Tonye Jekiri	c	4	8	0	0	1	4	8	12	5	8	3	1	0	2	39
10	Sheldon McClellan	g	4	10	2	6	6	2	6	8	3	16	0	5	0	3	50
13	Angel Rodriguez	g	7	22	1	7	10	12	2	2	4	5	25	7	1	0	14
20	Manu Lecomte	g	0	3	0	1	0	0	0	0	2	0	1	0	0	1	40
00	Ja'Quan Newton	0	2	0	0	0	0	1	1	1	0	1	1	0	0	0	5
01	Deandre Burnett	5	9	2	5	0	1	0	2	2	12	0	0	0	0	0	33
05	Davon Reed	1	1	1	1	1	2	0	1	1	1	4	0	1	0	0	14
16	JAMES Palmer	0	2	0	1	0	0	0	0	0	0	0	1	0	0	0	6
22	Omar Sherman	5	10	3	7	0	2	1	5	6	4	13	1	0	0	0	40
TEAM										3		7		1			
Totals		27		68	9	28	17	24	15	28	43	26	80	14	10	0	6 250
TOTAL FG%		1st Half: 9-25 36.0%				2nd Half: 13-26 50.0%				Game: 39.7%							
3-Pt. FG%		1st Half: 2-9 22.2%				2nd Half: 6-12 50.0%				Game: 32.1%							
F Throw %		1st Half: 0-0 0.0%				2nd Half: 11-18 61.1%				Game: 70.8%							

Miami vs. Clemson	Game 23
2-8-15	BankUnited Center



HEAD COACH JIM LARRAÑAGA

Fourth Season | Providence, 1971

Hometown: The Bronx, N.Y. | Head Coach: American International, 1977-79 | Bowling Green, 1986-97 | George Mason, 1997-2011 | Miami, 2011-present

LARRAÑAGA'S CAREER

Head Coach

2011-pres. Miami
1997-2011 George Mason
1986-97 Bowling Green
1977-79 American International

Assistant

1979-86 Virginia
1971-76 Davidson

Player / Coach

1977 Geronimo Basketball Club (Belgium)

EDUCATION

Providence College, 1971, B.A. Economics
Archbishop Malloy High School, 1967

NCAA APPEARANCES

1999 - George Mason
2001 - George Mason
2006 - George Mason (Final Four)
2008 - George Mason
2011 - George Mason
2013 - Miami (Sweet 16)

NIT APPEARANCES

1990 - Bowling Green
1991 - Bowling Green
1997 - Bowling Green
2002 - George Mason
2004 - George Mason
2009 - George Mason
2012 - Miami

PLAYING CAREER

Geronimo Basketball Club (Belgium) 1976-77
Providence College, 1967-71
Archbishop Molloy, 1963-67

MISCELLANEOUS

AP, Naismith, Henry Iba Coach of the Year, 2013
ACC Coach of the Year, 2013
Clair Bee Coach of the Year, 2006
CAA Coach of the Year, 2011, 1999

PERSONAL

Born: Oct. 2, 1949 Hometown: The Bronx, N.Y.
Wife: Liz Sons: Jay and Jon

Jim Larrañaga was named the 12th head coach of the University of Miami men's basketball program on April 22, 2011.

After leading UM to the 2013 NCAA Sweet 16, and winning the school's first ACC regular season and tournament championships, Larrañaga was honored as the AP, Naismith, USBWA Henry Iba and ACC Coach of the Year. The Bronx native helped Miami to a No. 2 national ranking by both the AP and USA TODAY, and a No. 2 seed in the NCAA tournament. He is the 10th coach in the last 10 years to lead two top-10 programs, as Miami was No. 2 on Feb. 18, 2013, and George Mason was No. 8 in the final Top 25 poll in 2006.

Larrañaga directed the Canes to a 27-point win over No. 1 Duke and three other 20+ point wins over ACC opponents that season, including North Carolina (+26), Florida State (+24) and Boston College (+22). UM's 29 overall and 15 ACC wins in 2012-13 were program-bests, as was the 14-game winning streak and 13-0 start in conference play. Other program firsts include defeating all three teams in the North Carolina Triangle in the same season, beating a trio of teams in the Top 20 since joining the ACC and hosting five home sellouts at the BankUnited Center.

Individually, Coach L saw Shane Larkin earn the ACC Player of the Year and Lute Olson National Player of the Year awards, as well as All-American status and finalist nods for the Bob Cousy, John Wooden and James Naismith player of the year honors before declaring early for the 2013 NBA Draft. Larkin was also the ACC Tournament MVP, on the All-ACC Defensive team and a defensive All-American. Durand Scott was the ACC Defensive Player of the Year, three players – Larkin, Scott and Kenny Kadji – were listed on all-conference teams and four were on the ACC All-Tournament Team – Larkin, Scott, Julian Gamble and Trey McKinney Jones. All six seniors on the Sweet 16 team earned academic degrees from the University of Miami and one player was listed on the All-ACC Academic Team.

Larrañaga came to Miami after serving as the head coach at George Mason for 14 seasons. He guided that program to five NCAA Tournament appearances (1999, 2001, 2006, 2008, 2011) - including an unprecedented run to the 2006 Final Four that captured the nation's attention, defeating Michigan State, North Carolina, Wichita State and UConn along the way. Following that run, he was selected the 2006 Clair Bee Coach of the Year. Larrañaga built the GMU Patriots' program into a perennial contender in the highly-regarded Colonial Athletic Association, winning more games (273) than any other coach in program and conference history en

LARRAÑAGA'S CAREER RECORDS

School	Years	Overall	Conference
American International	1977-1979	27-26	none
Bowling Green	1986-1997	170-144	101-85
George Mason	1997-2011	273-164	165-79
Miami	2011-pres.	80-42	35-24
Overall	31	550-376	301-188

COACH JIM LARRAÑAGA AT A GLANCE

2013 AP Coach of the Year
2006 Clair Bee Coach of the Year
2013 ACC Coach of the Year
2013 NABC All-District II Coach
2001 & 1999 CAA Coach of the Year
1999 CAA Coach of the Year
1997 MAC Coach of the Year
Eight 20-win seasons

2013 Naismith Coach of the Year
2013 Henry Iba Coach of the Year
2013 Adolph Rupp Cup Coach of the Year
2013 USBWA District IV Coach of the Year
Six NCAA tournament appearances
2013, 2011, 2008, 2006, 2001, 1999
Seven postseason NIT appearances
2012, '09, '04, '02, '97, '91, '90

Coached Shane Larkin - ACC Player of the Year, ACC Tournament MVP, USBWA All-District, Sporting News All-American, finalist for Cousy, Naismith & Wooden awards, All-ACC First Team and All-ACC Defensive Team
Coached Durand Scott - ACC Defensive Player of the Year, ACC Tournament First Team, All-ACC Third Team

Coached George Evans, who was a three-time CAA Player of the Year, the CAA Rookie of the Year, a three-time CAA Defensive Player of the Year and on the CAA All-Defensive Team three times.

Six All-Atlantic Coast Conference selections
Four ACC All-Tournament team selections
Three coaches and two media ACC All-Defensive Team selections
28 All-Colonial Athletic Conference selections
Three AP All-America players
Nine CAA All-Defensive Team selections
Eight CAA All-Rookie Team selections

Three Dean Ehlers Award winners - given to the CAA player who best meets the criteria of academic achievement, leadership and community service.

12 All-MAC Conference selections
Coached Antonio Daniels - MAC Player of the Year and MAC Freshman of the Year
Two MAC Freshman of the Year selections
Four MAC All-Freshman Team selections

LARRAÑAGA YEAR-BY-YEAR

Year	School	Overall W-L	Conference W-L	Finish	Post-Season
1977-78	American International	14-13			
1978-79	American International	13-13			
1986-87	Bowling Green	15-14	10-6	3	
1987-88	Bowling Green	12-16	7-9	t-5	
1988-89	Bowling Green	13-15	6-10	t-6	
1989-90	Bowling Green	18-11	9-7	t-3	NIT 0-1
1990-91	Bowling Green	17-13	9-7	t-4	NIT 0-1
1991-92	Bowling Green	14-15	8-8	5	
1992-93	Bowling Green	11-16	8-10	t-6	
1993-94	Bowling Green	18-10	12-6	t-2	
1994-95	Bowling Green	16-11	10-8	t-5	
1995-96	Bowling Green	14-13	9-9	t-6	
1996-97	Bowling Green	22-10	13-5	t-1	NIT 0-1
1997-98	George Mason	9-18	6-10	6	
1998-99	George Mason	19-11	13-3	1	NCAA 0-1
1999-00	George Mason	19-11	12-4	t-1	
2000-01	George Mason	18-12	11-5	3	NCAA 0-1
2001-02	George Mason	19-10	13-5	2	NIT 0-1
2002-03	George Mason	16-12	11-7	4	
2003-04	George Mason	23-10	12-6	3	NIT 2-1
2004-05	George Mason	16-13	10-8	6	
2005-06	George Mason	27-8	15-3	t-1	NCAA 4-1
2006-07	George Mason	18-15	9-9	5	
2007-08	George Mason	23-11	12-6	2	NCAA 0-1
2008-09	George Mason	22-11	13-5	2	NIT 0-1
2009-10	George Mason	17-15	12-6	4	CIT 0-1
2010-11	George Mason	27-7	16-2	1	NCAA 1-1
2011-12	Miami	20-13	9-7	t-4	NIT 1-1
2012-13	Miami	29-7	15-3	1	NCAA 2-1
2013-14	Miami	17-16	7-11	10	
2014-15	Miami	14-6	4-3		
Overall		550-376	301-188		10-14

route to three conference titles (1999, 2001, 2008). A two-time CAA Coach of the Year honoree, Larrañaga earned the accolade in 2011, leading the Patriots to a 27-7 overall record and 16-2 conference mark en route to the CAA regular-season title and their fifth NCAA Tournament appearance under his leadership. Seeded a program-best eighth in the NCAA Tournament, George Mason rallied from a double-digit deficit to defeat ninth-seeded Villanova, 61-57, before falling to overall No. 1 seed Ohio State in the third round. In 2006, Larrañaga became the first coach at a mid-major school to take his team to the Final Four in 27 years and earned an at-large berth for a CAA team for the first time in 20 years. Along the way, he led Mason to a school record in wins, the school's first national ranking, George Mason's first appearance in the Top 10 and the school's first wins over Top 10 teams.

With 29 years of head coaching experience, the native of The Bronx, N.Y., previously served as the head coach at Bowling Green for 11 seasons (1986-1997) and at Division II American International for two seasons (1977-79). His first coaching opportunity came at Davidson College, where he served as an assistant coach to Terry Holland. Davidson captured three Southern Conference regular-season championships and an NIT berth in his five years there, and he compiled a 47-12 record doubling as the freshman team coach. In 1976, he left Davidson and spent one season as player-coach for the Geronimo Basketball Club in Belgium. A 1971 graduate of Providence College with a degree in economics, Larrañaga was a four-year letterman for the Friars. As the team captain in his senior season, he led Providence to a 20-8 record and an NIT appearance. He graduated as the school's fifth all-time leading scorer with 1,258 points and was selected in the sixth round of the draft by the Detroit Pistons of the National Basketball Association. He was the team's top scorer as a sophomore and junior and was named New England's Division I Sophomore of the Year in 1969. He was inducted into the Providence College Hall of Fame in 1991.

Larrañaga, 65, and his wife, Liz, have two sons - Jay, who played for his father at Bowling Green and is an assistant coach with the Boston Celtics, and Jon, who was a member of his father's George Mason teams from 1999-2003 - and four grandchildren.

NON-CONFERENCE GAMES (10-3)

#	Player	gp-gs	min	avg	Total		3-Point		F-Throw		Rebounds				pf	dq	a	to	blk	stl	pts	avg
					fg	fga	fg%	3fg	3fga	3fg%	ft	fta	ft%	off	def	tot	avg					
10	Sheldon McClellan	13-13	416	32.0	77-140	.550	18-44	.409	32-41	.780	15	56	71	5.5	26	0	29	21	0	12	204	15.7
13	Angel Rodriguez	13-13	398	30.6	52-144	.361	29-74	.392	44-59	.746	6	33	39	3.0	28	1	54	34	7	30	177	13.6
20	Manu Lecomte	13-13	363	27.9	47-97	.485	26-59	.441	13-15	.867	7	16	23	1.8	22	0	25	16	0	7	133	10.2
01	Deandre Burnett	9-0	172	19.1	28-77	.364	13-42	.310	15-22	.682	8	25	33	3.7	6	0	5	7	2	6	84	9.3
23	Tonye Jekiri	13-13	371	28.5	37-72	.514	0-0	.000	22-29	.759	35	86	121	9.3	41	2	25	20	23	5	96	7.4
22	Omar Sherman	13-1	223	17.2	29-65	.446	9-29	.310	8-11	.727	12	32	44	3.4	22	0	6	4	8	2	75	5.8
12	James Palmer	13-0	220	16.9	23-51	.451	11-28	.393	1-5	.200	5	12	17	1.3	11	0	13	16	5	3	58	4.5
00	Ja'Quan Newton	13-0	159	12.2	12-27	.444	0-1	.000	21-31	.677	2	8	10	0.8	11	0	15	10	1	5	45	3.5
05	Davon Reed	5-0	68	13.6	3-11	.273	1-6	.167	5-5	1.000	4	8	12	2.4	9	0	7	4	1	3	12	2.4
02	Joe Thomas	13-12	202	15.5	9-18	.500	0-0	.000	3-12	.250	16	24	40	3.1	12	0	6	5	3	5	21	1.6
11	Mike Fernandez	2-0	4	2.0	1-1	1.000	0-0	.000	0-0	.000	0	0	0	0.0	0	0	0	0	0	0	2	1.0
35	Chris Stowell	2-0	4	2.0	0-1	.000	0-0	.000	0-0	.000	0	0	0	0.0	1	0	1	0	0	0	0	0.0
Team											21	29	50					4				
Total.....		13	2600		318-704	.452	107-283	.378	164-230	.713	131	329	460	35.4	189	3	186	141	50	78	907	69.8
Opponents.....		13	2600		301-751	.401	76-244	.311	98-162	.605	158	299	457	35.2	227	4	146	157	40	72	776	59.7

CURRENT CANES VS. FLORIDA STATE

JEKIRI	Date	GS	Min	FG	FGA	Pct	3FG	FGA	Pct	FT	FTA	Pct	Off	Def	Tot	Avg	PF	FO	A	TO	Blk	Stl	Pts
at Florida State	02-13-13	7	1	2	.500	0	0	.000	0	0	.000	0	2	2	1.5	1	0	0	0	0	0	2	
FLORIDA STATE	01-27-13	12	2	3	.667	0	0	.000	0	0	.000	1	1	2	1.3	3	0	0	2	1	0	4	
FLORIDA STATE	01-15-14 *	20	1	3	.333	0	0	.000	0	0	.000	3	4	7	4.6	5	1	1	0	0	0	2	
at Florida State	02-10-14	26	5	6	.833	0	0	.000	5	7	.714	2	4	6	4.7	3	0	0	2	2	1	15	

LECOMTE	Date	GS	Min	FG	FGA	Pct	3FG	FGA	Pct	FT	FTA	Pct	Off	Def	Tot	Avg	PF	FO	A	TO	Blk	Stl	Pts
FLORIDA STATE	01-15-14 *	37	1	7	.143	0	2	.000	0	0	.000	0	1	1	2.1	2	0	6	0	0	0	2	
at Florida State	02-10-14	14	1	3	.333	0	0	.000	4	4	1.000	0	0	0	2.1	1	0	3	1	0	1	6	

REED	Date	GS	Min	FG	FGA	Pct	3FG	FGA	Pct	FT	FTA	Pct	Off	Def	Tot	Avg	PF	FO	A	TO	Blk	Stl	Pts
FLORIDA STATE	01-15-14	14	0	4	.000	0	4	.000	0	0	.000	0	1	1	1.9	0	0	0	1	0	0	0	
at Florida State	02-10-14	16	2	4	.500	0	1	.000	3	4	.750	1	1	2	1.9	0	0	2	0	1	0	7	

FLORIDA STATE (32-41)

Home: 25-12 Away: 7-27

Neutral: 0-2 Under Coach L: 4-3

Since rebirth in 1985: 11-18

SINCE JOINING THE ACC

1/15/05	W	64-63	(h)
2/22/05	W	65-49	(a)
1/29/06 (OT)	W	84-78	(a)
3/5/06	L	64-61	(h)
1/20/17	L	86-67	(a)
3/3/07 (OT)	L	98-90	(h)
2/6/08	L	62-55	(h)
3/8/08 (OT)	L	75-72	(a)
1/21/09	W	75-69	(h)
2/18/09	L	80-67	(a)
2/6/10	L	71-65	(a)
3/6/10	L	61-60	(h)
1/19/11	L	55-53	(h)
2/26/11	L	65-59	(a)
2/11/12	L	64-59	(a)
2/26/12	W	78-62	(h)
3/9/12	L	82-71	(n)
1/27/13	W	71-47	(h)
2/13/13	W	74-68	(a)
1/15/14	L	63-53	(h)
2/10/14	W	77-73	(a)

THE LAST TIME OUT (FEB. 10, 2014)

Recap: Miami's senior starting five provided a veteran spark in hostile territory, propelling the Canes to a 77-73 win against rival Florida State. Donnavan Kirk scored 16 points as Miami earned an important Atlantic Coast Conference win. The win was just the third in conference play for the Hurricanes and the second on the road against the Seminoles in eight attempts. Rion Brown finished with 14 points for Miami (12-12, 3-8) while Tonye Jekiri chipped in 15. Ian Miller scored 13 for Florida State (14-10, 5-7) in his first game back from an ankle injury. Devon Bookert scored 17 and Aaron Thomas had 16 in the loss. The Seminoles have lost 6 of 8. The Miami victory was just its second in its last eight games while the 77 points were the most scored since an 84-69 win against Texas Southern in the fourth game of the year.

Noteworthy: Starting 5: Garrus Adams, Rion Brown, Erik Swoope, Raphael Akpejori, Donnavan Kirk ... Miami's first points came at the 17:43 mark on Donnavan Kirk's eleventh three of the season ... Garrus Adams scored in double-figures (12) for the fifth straight game and 13th time this season ... Garrus Adams recorded his 68th assist Monday, setting a new personal best for an entire season. His previous season high of 66 was set during the 2010-2011 season ... After Monday's game, Rion Brown has career highs in games started (23), minutes (832), points (349), rebounds (145) and assists (54) ... Rion Brown scored in double-figures (14) for the sixth straight game and 19th time this season. Rion Brown has hit multiple threes in six-straight games, connecting on two against Florida State ... With two 3-pointers against Florida State, Rion Brown is currently No. 10 on Miami's all-time list of 3-point shots made in a career. His 157 trail No. 9 Johnny Hemsley (164). Jack McClinton holds the record with 286 made from distance ... Brown is also closing in on 1,000 career points, as he currently has notched 960, including 14 against Florida State. Only 34 previous Canes have scored at least 1,000 points for UM, including Durand Scott and Reggie Johnson from last year's team, and Malcolm Grant from Coach L's first season at the U. Manu Lecomte has recorded an assist in 10 straight games (29 during the stretch) ... Lecomte has recorded the best 5-game scoring stretch of his freshman campaign, scoring 59 points during the span ... Donnavan Kirk has recorded a block in 20 games this year (45) and is six away from setting a career best, previously set in 2012-13 at DePaul (50) ... Raphael Akpejori has scored in three straight games for the first time this season, scoring four against Florida State, two against Pittsburgh and three vs. NC State. He also recorded a season high three blocks, topping his previous high of one set against Syracuse on 1/25/14 ... Tonye Jekiri scored a career high 15 points Monday night against FSU, surpassing his previous high of 10 set on 12/30/13 against Loyola. Last FG-UM 2nd-02:03, FS 2nd-00:09. Largest lead-UM by 13 2nd-18:03, FS None.

Miami 77, Florida State 73


Game 24

2-10-14

Tucker Center

Miami 12-12, 3-8		tot-fg 3-pt		fg fga fg% fta		rebounds		of de tot		pf tp		a to b s		min	
#	Player	f	g	f	a	f	a	f	a	f	a	f	a	f	a
04	Raphael Akpejori	2	2	0	0	3	2	1	3	5	4	0	1	3	21
21	Erik Swoope	0	3	0	1	0	0	1	1	2	0	2	0	0	25
22	Donnavan Kirk	6	7	2	2	2	2	0	1	1	3	16	0	1	10
15	Rion Brown	3	11	2	8	6	8	0	5	5	1	14	1	0	33
25	Garrus Adams	3	11	2	4	5	3	2	5	1	12	3	2	0	34
05	Davon Reed	2	4	0	1	3	4	1	1	2	0	7	2	0	16
20	Manu Lecomte	1	3	0	0	4	4	0	0	0	1	6	3	1	14
23	Tonye Jekiri	5	6	0	0	5	7	2	4	6	3	15	0	2	21
35	James Kelly	1	1	1	1	0	0	0	0	0	3	0	0	0	36
TEAM															
Totals		23	48	7	15	24	33	10	17	27	16	77	11	7	300
TOTAL FG%		1st Half: 12-25 48.0%		2nd Half: 11-23 47.8%		Game: 47.9%									
3-Pt. FG%		1st Half: 5-8 62.5%		2nd Half: 2-7 28.6%		Game: 46.7%									
F Throw %		1st Half: 5-5 100%		2nd Half: 19-28 67.9%		Game: 72.7%									

FSU 14-10, 5-7		tot-fg 3-pt				rebounds													
#	Player	f	g	f	a	fg	f	ft	a	of	de	tot	pf	tp	a	to	b	s	min
10	White, Okaro	5	9	0	1	4	5	3	4	7	3	14	2	2	0	0	0	31	
50	Ojo, Michael	c	0	0	0	0	0	0	1	1	3	0	0	1	0	0	0	5	
01	Bookert, Devon	g	7	14	2	7	1	2	3	5	1	17	5	0	0	0	0	30	
25	Thomas, Aaron	g	6	12	2	4	2	2	1	2	3	16	1	2	1	2	12	36	
32	Brandon, Montay	g	0	4	0	2	2	4	0	2	2	5	2	1	1	0	1	25	
05	Smith, Jarquez	1	2	0	0	0	0	0	1	1	0	2	0	0	0	0	0	6	
14	Gilchrist, Robert	0	0	0	0	0	0	0	0	0	0	0	0	0	0	0	0	3	
15	Bojanovsky, Boris	4	5	0	1	1	4	2	6	3	9	1	3	2	0	0	2	30	
30	Miller, Ian	5	10	3	6	0	0	0	3	3	4	13	0	2	0	0	0	34	
TEAM																			
Totals		28 56 7 20				10 14 12 20				32 22 73				10 11 3 3 200					
TOTAL FG%		1st Half: 11-23 47.8%				2nd Half: 17-33 51.5%								Game: 50.0%					
3-Pt. FG%		1st Half: 4-10 40.0%				2nd Half: 3-10 30.0%								Game: 35.0%					
F Throw %		1st Half: 0-0 0.0%				2nd Half: 10-14 71.4%								Game: 71.4%					
Officials: Karl Hess, Mike Eades, Les Jones		Attendance: 7641																	
Score by Periods		1st		2nd		Total													
University of Miami		34		43		77													
Florida State		26		47		73													



DEANDRE BURNETT

Redshirt Freshman | Guard | 6-2 | 195

1

Miami, Fla. | Carol City HS

"There's basketball terminology to describe Deandre to a tee — two words: Bucket getter. He gets buckets. He just knows how to score." — Coach L

- Name is Deandre, but goes by Dre.
- Scorer's DNA.
- Attack mentality off the dribble.
- A pure scorer who can fill it up from deep, knock down medium range jumpers, drive to the basket, hit floaters, and also finish in transition.
- Loves the gym and working on his game; wants to be a great player.
- Throws his body into gaps and creates contact. Crafty and strong.
- Possesses an array of shots — layup, floater, pull up jumper, 3-pointer.
- Max bench: 315, up 85 pounds since his arrival. 185 Bench: 20x.
- Took advantage of redshirt year, and made both himself and others better.
- 2012 Parade All-American.
- In 2013-14 scored 16 points in 22 minutes in the exhibition game, then injured wrist before regular season opener, forcing redshirt season.
- In Spain in August 2014, was the team's second-leading scorer at 14.3 ppg in four contests.
- As a high school senior, averaged 37 ppg, 5 apg and 6 rpg.
- Dropped 25 points and dished 11 assists against Hialeah, when Coach L was watching in the stands.
- Notched 45 points three times in his final prep season.
- Brother Dalvin Cook is a freshman football player at Florida State.
- Favorites: Food: Chicken Ramen Noodles. Pro athlete: Dwyane Wade. Cuban dish: Rice and beans. Quote: Only the strong survive. Ice cream: Vanilla.
- Best advice received: Never give up. Why UM: To stay close to my family in Miami. Started playing basketball: Ninth grade. Dream job: Basketball analyst. Favorite UM athlete: Sean Taylor.

Burnett Season Highs

Points

Season: 21, vs. Green Bay, 12/6/14
ACC: 12, vs. Virginia, 01/03/15

Rebounds

Season: 8, vs. Illinois, 12/2/14
ACC: 2, vs. Virginia, 01/03/15

Assists

Season: 4, vs. Charleston, 12/30/14
ACC: 2, vs. Boston College, 1/10/15

Steals

Season: 2 (2x) last vs. Eastern Ky., 12/19/14
ACC:

Blocked Shots

Season: 1 (3x) last vs. Boston College, 1/10/15
ACC: 1, vs. Boston College, 1/10/15

Field Goals

Season: 8, vs. Green Bay, 12/6/14
ACC: 5, vs. Virginia, 01/03/15

Field Goal Attempts

Season: 16 (2x) last vs. Green Bay, 12/6/14
ACC: 9, vs. Virginia, 01/03/15

Free Throws

Season: 4 (2x) last vs. Charleston, 12/30/14
ACC: 2, vs. Boston College, 1/10/15

Free Throw Attempts

Season: 6, vs. Charleston, 12/30/14
ACC: 3, vs. Boston College, 1/10/15

3-Point Field Goals

Season: 3 (3x) last vs. Eastern Ky., 12/19/14
ACC: 2, vs. Virginia, 01/03/15

3-Point Field Goal Attempts

Season: 10, vs. Illinois, 12/2/14
ACC: 5, vs. Virginia, 01/03/15

Foul Disqualifications

Season:

ACC:

Minutes

Season: 33, vs. Virginia, 01/03/15
ACC: 33, vs. Virginia, 01/03/15

High School: A 2012 Parade All-American, one of only two players from the state of Florida and one of five Atlantic Coast Conference recruits to earn the honor ... Third in the nation in scoring as a high school senior ... As a senior, averaged 37 ppg, 5 apg, and 6 rpg ... Notched 45 points three times in his final prep season ... Recorded 25 points and 11 assists in first game Coach L saw him play ... Class AA Player of the Year ... All-state ... First team Miami-Dade County ... As a junior, averaged 28 ppg ... Played for Barry Robinson at Carol City High School ... Earned varsity letters all four years ... On academic honor roll ... Played final year at Massanutten Military Academy in Virginia.

Personal: Name is Deandre, but goes by Dre ... Born Deandre Jammal Burnett on January 29, 1994 in Miami ... Son of Varondria Burnett and James Cook ... Brother to Dalvin, James, Daneisha, Jamiya, and Jameisha ... Brother Dalvin Cook is a freshman football player at Florida State ... Grew up a Canes fan ... Also recruited by South Carolina, Ole Miss, Marshall, Virginia, and La Salle ... Majoring in sports administration ... Played AAU for Team U ... Larranaga's third signee from the state of Florida, joining former Hurricane Shane Larkin (Dr. Phillips) and current junior Tonye Jekiri (Championnat).

BURNETT CAREER STATISTICS

Season	GP	GS	Min.	Avg.	FG	FGA	Pct.	3-Point	3-Point	3-Point	Free Throws	Free Throws	Free Throws	Off.	Rebounds	Rebounds	Avg.	PF	FO	Ast.	TO	Blk	Stl	Scoring	Scoring
								FG	FGA	Pct.	FT	FTA	Pct.		Def.	Tot.								Pts.	Avg.

2014-15	14	3	250	17.9	36	100	.360	17	56	.304	18	28	.643	8	28	36	2.6	13	0	7	12	3	6	107	7.6
---------	----	---	-----	------	----	-----	------	----	----	------	----	----	------	---	----	----	-----	----	---	---	----	---	---	-----	-----

BURNETT 2014-15				TOTAL			3-PTS			FREE THROWS			REBOUNDS			PF	FO	A	TO	Blk	Stl	Pts	Avg	
Opponent	Date	GS	Min	FG	FGA	Pct	3FG	FGA	Pct	FT	FTA	Pct	Off	Def	Tot									Avg
HOWARD	11-14-14		20	2	11	.182	1	3	.333	4	4	1.000	1	3	4	4.0	2	0	1	2	0	1	9	9.0
at Florida	11-17-14		6	1	2	.500	0	1	.000	0	0	.000	0	0	0	2.0	0	0	0	0	0	2	5.5	
SOUTH ALABAMA	11-28-14		16	4	9	.444	2	4	.500	0	0	.000	1	1	2	2.0	0	0	0	0	1	0	10	7.0
ILLINOIS	12-02-14		24	7	16	.438	3	10	.300	2	2	1.000	1	7	8	3.5	0	0	0	0	0	1	19	10.0
GREEN BAY	12-06-14		29	8	16	.500	3	8	.375	2	4	.500	1	2	3	3.4	1	0	0	1	1	2	21	12.2
SAVANNAH STATE	12-08-14		15	1	4	.250	0	1	.000	2	2	1.000	1	1	2	3.2	0	0	0	2	0	0	4	10.8
EASTERN KENTUCKY	12-19-14		24	3	9	.333	3	8	.375	0	0	.000	1	4	5	3.4	1	0	0	1	0	2	9	10.6
vs Providence	12-22-14		18	1	4	.250	0	2	.000	1	4	.250	2	3	5	3.6	1	0	0	1	0	0	3	9.6
CHARLESTON	12-30-14		20	1	6	.167	1	5	.200	4	6	.667	0	4	4	3.7	1	0	4	0	0	0	7	9.3
VIRGINIA	01-03-15		33	5	9	.556	2	5	.400	0	1	.000	0	2	2	3.5	2	0	0	0	0	0	12	9.6
BOSTON COLLEGE	01-10-15	*	23	2	7	.286	1	4	.250	2	3	.667	0	0	0	3.2	2	0	2	1	1	0	7	9.4
at Duke	01-13-15	*	8	0	1	.000	0	1	.000	1	2	.500	0	0	0	2.9	1	0	0	1	0	0	1	8.7
at Notre Dame	1-17-15	*	6	0	0	.000	0	0	.000	0	0	.000	0	1	1	2.8	1	0	0	2	0	0	0	8.0
GEORGIA TECH	01-28-15		8	1	6	.167	1	4	.250	0	0	.000	0	0	0	2.6	1	0	0	1	0	0	3	7.6



IVAN CRUZ UCEDA

Junior | Forward | 6-10 | 237

33

Madrid, Spain | Harcum College (Pa.)

- First name Ivan is pronounced E-von. Born in Madrid, Spain. First language is Spanish.
- European style game; Vlade Divac type of player.
- Inside-outside threat.
- Clever player. Will beat guys with his intelligence and skill.
- Very good passer.
- Transforming his body, getting leaner and stronger. Never consistently lifted weights before coming to Miami.
- Max bench: 235. 185 Bench: 9x.
- Good instincts for offensive situations.
- Did not speak English before attending Harcum College.
- All-American (H.M.) and All-National Tournament Team at Harcum.
- Set school record for rebounds in game (29) and career (635) at Harcum.
- Averaged 14.6 points, 9.6 rebounds, 2.0 assists, 1.1 steals and 1.1 blocks per game at Harcum.
- Helped lead Harcum to the junior college national semifinals.
- Holds season record for 3-point percentage (45.5%).
- Favorites: Food: Cocido (chickpea-based stew from Madrid, Spain). Music: 80s Music, Otis Redding, Marvin Gaye. Movie: Gladiator. Book: Drazen Petrovic book. Pro athlete: Larry Bird. Cuban dish: Rice and beans with fried plantains.
- Biggest fear: Insects. Best advice received: Believe in yourself. Why UM: Coaches and location. Started playing basketball: 12 years old.

Harcum College

Ranked No. 55 overall by ESPN ... All-American (H.M.) ... All-National Tournament Team ... Averaged 14.6 points, 9.6 rebounds, 2.0 assists, 1.1 steals and 1.1 blocks in 23.3 minutes per game in second season ... Hit 62.5 percent from field, 45.5 percent from long range and 72.4 percent at line ... Advanced to NJCAA Division I National Semifinals in Hutchinson, Kan., marking first final four appearance in school history ... In NJCAA Region XV Championship, hit 15 of team-best 21 points from behind 3-point line, making five of 10 tries, and grabbed 12 rebounds ... Set school record for rebounds in game (29) and career (635) ... Fourth-highest scorer in Harcum history with 957 points, sixth in blocked shots (76) ... Holds season record for 3-point percentage (45.5%) ... Honors Society.

Personal

First name Ivan is pronounced E-von ... Born Oct. 24, 1991 in Madrid, Spain ... Son of Jose Gabriel Cruz and Pilar Uceda ... Brother to Maria ... Father played pro basketball for Club Deportivo Cajamadrid in Spain ... Majoring in sports management ... Attended Giner de los Rios high school ... Played basketball for Estudiantes in Spain where he averaged 12 points and seven rebounds per game ... Also played for Club Baloncesto Alcobendas, Colegio Brains, Club Baloncesto Las Rozas ... Also recruited by Marquette, Ohio State, Penn State and Villanova.

Cruz Uceda Season Highs

Points

Season: 5, vs. Georgia Tech, 1/28/15
ACC: 5, vs. Georgia Tech, 1/28/15

Rebounds

Season: 5, at Syracuse, 1/24/15
ACC: 5, at Syracuse, 1/24/15

Assists

Season: 1 (2x) last vs. Georgia Tech, 1/28/15
ACC: 1 (2x) last vs. Georgia Tech, 1/28/15

Steals

Season:

ACC:

Blocked Shots

Season:

ACC:

Field Goals

Season: 2, vs. Georgia Tech, 1/28/15
ACC: 2, vs. Georgia Tech, 1/28/15

Field Goal Attempts

Season: 6, vs. Georgia Tech, 1/28/15
ACC: 6, vs. Georgia Tech, 1/28/15

Free Throws

Season:

ACC:

Free Throw Attempts

Season:

ACC:

3-Point Field Goals

Season: 1 (2x) last vs. Georgia Tech, 1/28/15
ACC: 1 (2x) last vs. Georgia Tech, 1/28/15

3-Point Field Goal Attempts

Season: 4, vs. Georgia Tech, 1/28/15
ACC: 4, vs. Georgia Tech, 1/28/15

Foul Disqualifications

Season:

ACC:


Minutes

Season: 19, at Syracuse, 1/24/15
ACC: 19, at Syracuse, 1/24/15

CRUZ UCEDA CAREER STATISTICS

Season	GP	GS	Min.	Avg.	FG	FGA	Pct.	3-Point FG	3-Point FGA	3-Point Pct.	Free Throws FT	Free Throws FTA	Free Throws Pct.	Off.	Rebounds Def.	Rebounds Tot.	Avg.	PF	FO	Ast.	TO	Blk	Stl	Scoring Pts.	Avg.
2014-15	4	0	50	12.5	5	14	.357	2	9	.222	0	0	.000	1	10	11	2.8	2	0	2	4	0	0	12	3.0

CRUZ UCEDA 2014-15		TOTAL					3-PTS		FREE THROWS			REBOUNDS												
Opponent	Date	GS	Min	FG	FGA	Pct	3FG	FGA	Pct	FT	FTA	Pct	Off	Def	Tot	Avg	PF	FO	A	TO	Blk	Stl	Pts	Avg
at Notre Dame	1-17-15	3	1	2	.500	0	0	.000	0	0	.000	0	0	0	0.0	0	0	0	0	0	0	2	2.0	
NC STATE	01-22-15	12	1	4	.250	0	3	.000	0	0	.000	0	2	2	1.0	0	0	0	3	0	0	2	2.0	
at Syracuse	01-24-15	19	1	2	.500	1	2	.500	0	0	.000	0	5	5	2.3	2	0	1	1	0	0	3	2.3	
GEORGIA TECH	01-28-15	16	2	6	.333	1	4	.250	0	0	.000	1	3	4	2.8	0	0	1	0	0	0	5	3.0	



TONYE JEKIRI

Junior | Center | 7-0 | 244

Hialeah, Fla. | Champagnat Catholic School (Fla.) | Port Harcourt, Nigeria

23

"Tonye is playing with a lot more confidence than he did last season" – Coach L

- Only remaining player from the 2013 ACC Championship and NCAA Sweet 16 team, after 10 graduated and one player jumped to the NBA.
- Has only played basketball for five years after moving from Nigeria to South Florida in September 2010 to begin hoops career. Previously played soccer in Africa, but his height led him to hoops.
- Gained 30 pounds from arrival on campus freshman year.
- Terrific learner who picks up concepts quickly.
- Good passer for his size.
- One of three players returning from the 2013-14 squad.
- Rebounder and shot blocker who is developing his offensive game.
- Can play with back to basket or step out for a 15-17-foot jump shot.
- 185 Bench: 14x.
- Runs the floor like a guard and has unstoppable motor. Exceptionally fast and athletically gifted for a big man.
- Saints fan because of former Hurricane Jimmy Graham.
- Second Florida recruit in Larrañaga era, following Shane Larkin.
- First time he saw snow was on a roadtrip to UMass on Dec. 1, 2012, during freshman season.
- Acclimated himself well from Nigeria to U.S. culture.
- Chose jersey number 23 because July 23 is birthday.
- Approach vertical: 37.
- Favorites: Food: Rice and chicken. Basketball movie: Love and Basketball. Sport besides basketball: Soccer.
- Why UM: The coaching staff.

• Jekiri on his arrival in the United States: "I remember I took a shower, was wondering where the water was coming from. In Africa you go fetch it with a bucket, or you see a tank that stores the water at the back of the house. Over here I was asking where the water was coming from. I kept looking because I'd been in the shower for so long and the water just kept coming out, didn't run out. That was one thing I was shocked about it."

High School: Rated the 17th-best center in the country by ESPN.com and No. 13 by Scout.com ... Averaged 20 points, 12 rebounds and 5 blocks per game as a senior ... Notched 45 points and 20 rebounds in regional semifinals and 18 points, 14 rebounds and six blocks in regional finals ... Led his team to the 2A state title game ... First team 2011-12 Boys Class 2A All-State Team ... First Team All-FHSAA Tournament at state championships ... Orlando Sentinel's 2011-12 All-Florida boys basketball team ... Averaged 14 points and 10 rebounds per game as a junior with Champagnat, his first year of organized hoops ... Team MVP ... Team captain ... On the AAU circuit, played for Team Breakdown ... Dominated at the Source Hoops Elite Camp and led Team Breakdown to championships in the Breakdown Hoops Festival and the Big Shots Myrtle Beach I ... Can play with his back to the basket or step out for a 10-12-foot shot ... Runs the floor like a guard and has an unstoppable motor.

Personal: Born July 23, 1994 in Nigeria ... Given name is Tonye Frank Jekiri (TAHN-yay Ja-KEER-EE) ... Son of Emilinia and Frank ... Brother to Tammie, Omiebi and Boma ... Majoring in sports administration ... Chose his jersey number 23 because July 23 is his birthday ... Originally from Nigeria, Jekiri moved to South Florida in September 2010 to begin his basketball career ... Previously played soccer ... Chose Miami over considerations from Virginia Tech, Clemson, Florida State, Auburn, Vanderbilt and Alabama ... Jekiri was Larrañaga's second recruit from the state of Florida, joining former Canes PG Shane Larkin from Orlando, Fla.

Jekiri Season / Career Highs

Points

Season: 13 (4x) last vs. Georgia Tech, 1/28/15
Career: 15, at Florida State, 2/10/14
ACC: 15, at Florida State, 2/10/14

Rebounds

Season: 16, vs. Akron, 11/21/14
Career: 16, vs. Akron, 11/21/14
ACC: 15 (2x) last at Syracuse, 1/24/15

Assists

Season: 8, vs. South Alabama, 11/28/14
Career: 8, vs. South Alabama, 11/28/14
ACC: 4, vs. Syracuse, 1/25/14

Steals

Season: 4, at Duke, 1/13/15
Career: 4, at Duke, 1/13/15
ACC: 4, at Duke, 1/13/15

Blocked Shots

Season: 5, vs. South Alabama, 11/28/14
Career: 5, vs. South Alabama, 11/28/14
ACC: 3 (4x) last at Syracuse, 1/24/15

Field Goals

Season: 5 (3x) last vs. Georgia Tech, 1/28/15
Career: 5 (5x) last vs. Georgia Tech, 1/28/15
ACC: 5 (5x) last vs. Georgia Tech, 1/28/15

Field Goal Attempts

Season: 10 (2x) last at Syracuse, 1/24/15
Career: 10 (2x) last at Syracuse, 1/24/15
ACC: 10, at Syracuse, 1/24/15

Free Throws

Season: 5 (2x) last vs. So. Alabama, 11/28/14
Career: 5 (3x) last vs. So. Alabama, 11/28/14
ACC: 5, at Florida State, 2/10/14

Free Throw Attempts

Season: 6 (3x) last at Duke, 1/13/15
Career: 7, at Florida State, 2/10/14
ACC: 7, at Florida State, 2/10/14

3-Point Field Goals

Season: --
Career: --
ACC: --

3-Point Field Goal Attempts

Season: --
Career: --
ACC: --

Foul Disqualifications

Season: 3, last vs. Virginia, 01/03/15
Career: 5, last vs. Howard, 11/14/14
ACC: 5, vs. Virginia, 01/03/15


Minutes

Season: 39, vs. Virginia, 01/03/15
Career: 39, vs. Virginia, 01/03/15
ACC: 39, vs. Virginia, 01/03/15

JEKIRI CAREER STATISTICS

Season	GP	GS	Min.	Avg.	FG	FGA	Pct.	3-Point			Free Throws			Rebounds			Scoring		
								FG	FGA	Pct.	FT	FTA	Pct.	Off.	Def.	Tot.	Avg.	PF	FO
2012-13	34	0	235	6.9	18	35	.514	0	0	.000	11	20	.550	28	27	55	1.6	35	0
2013-14	33	16	705	21.4	57	125	.456	0	0	.000	25	43	.581	67	113	180	5.5	87	5
2014-15	20	20	605	30.3	65	120	.542	0	0	.000	37	51	.725	57	148	205	10.3	63	3
TOTAL	87	36	1545	17.8	140	280	.500	0	0	.000	73	114	.640	152	288	440	5.1	185	8

JEKIRI 2014-15		Date	GS	Min	TOTAL			3-PTS			FREE THROWS			REBOUNDS				PF	FO	A	TO	Blk	Stl	Pts	Avg
Opponent					FG	FGA	Pct	3FG	FGA	Pct	FT	FTA	Pct	Off	Def	Tot	Avg								
HOWARD		11-14-14	*	26	2	6	.333	0	0	.000	2	2	1.000	5	6	11	11.0	5	1	1	1	1	1	6	6.0
at Florida		11-17-14	*	28	2	4	.500	0	0	.000	4	4	1.000	3	5	8	9.5	4	0	1	2	3	1	8	7.0
vs Drexel		11-20-14	*	29	4	9	.444	0	0	.000	0	0	.000	3	10	13	10.7	3	0	4	2	2	0	8	7.3
vs Akron		11-21-14	*	34	4	10	.400	0	0	.000	0	0	.000	7	9	16	12.0	4	0	0	2	4	0	8	7.5
vs Charlotte		11-23-14	*	36	3	5	.600	0	0	.000	5	5	1.000	2	5	7	11.0	2	0	1	0	2	0	11	8.2
at Charlotte		11-25-14	*	32	2	3	.667	0	0	.000	0	2	.000	5	8	13	11.3	5	1	1	1	1	0	4	7.5
SOUTH ALABAMA		11-28-14	*	30	4	7	.571	0	0	.000	5	6	.833	2	6	8	10.9	3	0	8	2	5	0	13	8.3
ILLINOIS		12-02-14	*	29	3	6	.500	0	0	.000	0	0	.000	3	6	9	10.6	4	0	2	1	2	0	6	8.0
GREEN BAY		12-06-14	*	29	1	2	.500	0	0	.000	0	0	.000	1	2	3	9.8	2	0	1	1	1	0	2	7.3
SAVANNAH STATE		12-08-14	*	27	4	6	.667	0	0	.000	0	2	.000	1	8	9	9.7	1	0	3	2	1	1	8	7.4
EASTERN KENTUCKY		12-19-14	*	18	0	1	.000	0	0	.000	2	2	1.000	0	6	6	9.4	2	0	0	1	0	1	2	6.9
vs Providence		12-22-14	*	35	4	7	.571	0	0	.000	4	4	1.000	3	7	10	9.4	2	0	2	3	0	1	12	7.3
CHARLESTON		12-30-14	*	18	4	6	.667	0	0	.000	0	2	.000	0	8	8	9.3	4	0	1	2	1	0	8	7.4
VIRGINIA		01-03-15	*	39	4	8	.500	0	0	.000	0	1	.000	4	8	12	9.5	5	1	3	1	0	2	8	7.4
BOSTON COLLEGE		01-10-15	*	36	5	7	.714	0	0	.000	3	6	.500	1	14	15	9.9	2	0	0	2	3	1	13	7.8
at Duke		01-13-15	*	37	3	5	.600	0	0	.000	4	6	.667	2	8	10	9.9	3	0	0	2	1	4	10	7.9
at Notre Dame		1-17-15	*	24	4	9	.444	0	0	.000	0	0	.000	4	9	13	10.1	2	0	0	0	0	0	8	7.9
NC STATE		01-22-15	*	34	2	3	.667	0	0	.000	2	2	1.000	1	9	10	10.1	3	0	0	1	1	0	6	7.8
at Syracuse		01-24-15	*	36	5	10	.500	0	0	.000	3	3	1.000	6	9	15	10.3	4	0	1	2	3	0	13	8.1
GEORGIA TECH		01-28-15	*	28	5	6	.833	0	0	.000	3	4	.750	4	5	9	10.3	3	0	0	1	0	1	13	8.4



MANU LECOMTE

Sophomore | Guard | 5-11 | 170

Brussels, Belgium | Athene des Pagodes

20

Lecomte Season Highs

Points

Season: 23, at Duke, 1/13/15
Career: 23, at Duke, 1/13/15
ACC: 23, at Duke, 1/13/15

Rebounds

Season: 4, vs. Savannah State, 12/9/14
Career: 5 (3x), last vs. Wake Forest, 3/8/14
ACC: 5 (3x), last vs. Wake Forest, 3/8/14

Assists

Season: 5 (2x) last vs. So. Alabama, 11/28/14
Career: 7, at North Carolina, 1/8/14
ACC: 7, at North Carolina, 1/8/14

Steals

Season: 2 (2x), vs. Boston College, 1/10/15
Career: 3, vs. Wake Forest, 3/8/14
ACC: 3, vs. Wake Forest, 3/8/14

Blocked Shots

Season: --
Career: 1, vs. Ga. Southern, 11/11/13
ACC: --

Field Goals

Season: 7 at Charlotte, 11/25/14
Career: 8, at Maryland, 1/29/14
ACC: 8, at Maryland, 1/29/14

Field Goal Attempts

Season: 13 (2x) last at Charlotte, 11/25/14
Career: 13 (2x) last at Charlotte, 11/25/14
ACC: 12, at Georgia Tech, 1/18/14

Free Throws

Season: 10, at Duke, 1/13/15
Career: 10, at Duke, 1/13/15
ACC: 10, at Duke, 1/13/15

Free Throw Attempts

Season: 11, at Duke, 1/13/15
Career: 11, at Duke, 1/13/15
ACC: 11, at Duke, 1/13/15

3-Point Field Goals

Season: 4 (2x) last vs. Savannah State, 12/9/14
Career: 4 (2x) last vs. Savannah State, 12/9/14
ACC: 3, (3x) last at Duke, 1/13/15

3-Point Field Goal Attempts

Season: 10, vs. Charlotte, 11/23/14
Career: 10, vs. Charlotte, 11/23/14
ACC: 4, (4x) last at Duke, 1/13/15

Foul Disqualifications

Season: --
Career: --
ACC: --

Minutes

Season: 36 (2x) last at Charlotte, 11/23/14
Career: 38, at North Carolina, 1/8/14
ACC: 38, at North Carolina, 1/8/14

2013-14			
Opposition	P	R	A
St. Francis (NY)	9	1	1
Ga. Southern	12	4	1
Texas Southern	12	3	4
at C of Charleston	14	4	5
UCF	0	0	2
vs Geo. Wash.	5	2	0
at CS Fullerton	4	3	1
vs Arizona State	2	1	1
at Nebraska	5	2	4
Virginia Tech	7	4	2
at Savannah State	10	2	4
La Salle	5	4	2
Loyola	6	0	3
at Syracuse	8	0	0
at North Carolina	11	3	7
Florida State	2	1	6
at Georgia Tech	16	4	3
Duke	4	0	2
Syracuse	3	0	1
at Maryland	19	0	2
Norfolk State	13	3	2
Pittsburgh	8	5	2
NC State	13	4	1
at Florida State	6	0	3
at Virginia Tech	0	0	2
Notre Dame	8	1	2
Boston College	11	3	1
at Virginia	3	5	0
at NC State	15	2	3
at Clemson	4	2	1
Wake Forest	9	5	6
vs Virginia Tech	2	2	3
vs NC State	7	0	0

- Manu Lecomte -- pronounced Man-ew La-conn-t (French).
- Increased strength since arriving at UM in 2013.
- Competed in Belgium's U16, U18 and U20 championships, leading Belgian team to championship game of FIBA U20 European Championships, Division B. Named to U20 Men Division B 2014 All-Tournament Team after averaging 20.0 points, 5.0 rebounds, 3.0 assists, 1.1 steals in 30.4 minutes per game.
- Can shoot the three or pull up for jumpers.
- Max bench: 300, up 85 pounds since his arrival. 185 Bench: 18x.
- One of three players returning from the 2013-14 squad.
- Played as an amateur at the pro level in Belgium since he was 16.
- Head coach Larrañaga and assistant coach Michael Huger both played pro ball in Belgium.
- Young collegiate player, turning 18 in August of his freshman year at Miami.
- Very good shooter who averages in upper 60s in five minutes of threes drill.
- Adjusted well to American culture and has acclimated himself well to Miami.
- Did not visit campus before attending UM.
- Improved strength in short amount of time.
- Approach vertical: 35.5 | Bench max: 245 | 185 test: 11
- Very professional about his game, wants to improve, spends a lot of time working at it.
- First language is French. Mother is Cameroonian and father is Belgian.
- Played for second division Mons-Hainaut Belfius in Belgium where he averaged 12.4 points, 2.8 rebounds, and 3.2 assists per game
- Favorites: Food: Spaghetti. Movie: Space Jam. Pro athlete: Tony Parker. Ice cream flavor: Strawberry.
- Biggest fear: Spiders. Best advice given: Visualize how you want to play. Why UM: Coaching staff. Started playing basketball: Age 4.


Summer of 2014: Led Belgian team to championship game of FIBA U20 European Championships, Division B, held in Sarajevo, Bosnia & Herzegovina ... Named to U20 Men Division B 2014 All-Tournament Team ... Averaged 20.0 points, 5.0 rebounds, 3.0 assists, 1.1 steals in 30.4 minutes per game ... In eight games, averaged 47.1 percent from the field, including 53.8 percent from 2-point range, and was 79.5 percent at the line ... Ranked second in the tournament in points per game, fourth in field goals made and free throw percentage and seventh in free throws made ... Posted a 34-point night against Belarus, also recording four assists, three steals and three rebounds in the 21-point win ... Against Cyprus hit 11-of-13 from the line ... Drained four shots from long distance in two outings ... Six or more rebounds in four games.

Personal: Full name is Emmanuel Lecomte ... Goes by Manu [man-ew] ... Last name pronounced La-conn-t ... Born Aug. 16, 1995 ... Son of Philippe and Marie ... Brother to Christina ... Played for second division Mons-Hainaut Belfius in Belgium ... Majoring in economics ... Also played for Dexia Mons-Hainaut where he has averaged 12.4 points, 2.8 rebounds, and 3.2 assists per game ... A true point guard who can also shoot the three or pull up for jumpers ... Competed in Belgium's U16, U18 and U20 championships, most recently playing in the U18 European Championship, where he led his country in scoring with 12.0 ppg and 2.9 assists in eight outings ... Also recruited by Gonzaga, Creighton and UAB.

LECOMTE CAREER STATISTICS

Season	GP	GS	Min.	Avg.	FG			3-Point			Free Throws			Off.	Rebounds			PF	FO	Ast.	Scoring		
					FG	FGA	Pct.	FG	FGA	Pct.	FT	FTA	Pct.		Def.	Tot.	Avg.				TO	Blk	Stl
2013-14	33	17	924	28.0	85	200	.425	27	68	.397	56	72	.778	23	47	70	2.1	63	0	77	58	1	21
2014-15	20	14	488	24.4	61	138	.442	34	77	.442	23	26	.885	8	19	27	1.4	28	0	36	20	0	12
TOTAL	53	31	1412	26.6	146	338	.432	61	145	.421	79	98	.806	31	66	97	1.8	91	0	113	78	1	33

LECOMTE 2014-15		TOTAL				3-PTS			FREE THROWS			REBOUNDS				PF	FO	A	TO	Blk	Stl	Pts	Avg	
Opponent	Date	GS	Min	FG	FGA	Pct	3FG	FGA	Pct	FT	FTA	Pct	Off	Def	Tot	Avg								
HOWARD	11-14-14	*	21	5	9	.556	3	6	.500	1	1	1.000	1	1	2	2.0	4	0	3	1	0	2	14	14.0
at Florida	11-17-14	*	22	1	3	.333	1	3	.333	0	0	.000	0	1	1	1.5	4	0	1	3	0	0	3	8.5
vs Drexel	11-20-14	*	34	6	9	.667	3	5	.600	0	0	.000	1	2	3	2.0	0	0	1	1	0	0	15	10.7
vs Akron	11-21-14	*	32	5	6	.833	2	3	.667	0	0	.000	1	0	1	1.8	2	0	5	0	0	0	12	11.0
vs Charlotte	11-23-14	*	36	6	13	.462	3	10	.300	0	0	.000	0	0	0	1.4	0	0	2	0	0	1	15	11.8
at Charlotte	11-25-14	*	36	7	13	.538	4	5	.800	0	0	.000	1	0	1	1.3	1	0	1	2	0	1	18	12.8
SOUTH ALABAMA	11-28-14	*	28	3	6	.500	2	3	.667	6	6	1.000	1	2	3	1.6	1	0	5	0	0	1	14	13.0
ILLINOIS	12-02-14	*	35	4	8	.500	2	5	.400	5	7	.714	2	1	3	1.8	3	0	1	0	0	0	15	13.3
GREEN BAY	12-06-14	*	17	0	2	.000	0	1	.000	0	0	.000	0	0	0	1.6	2	0	0	3	0	1	0	11.8
SAVANNAH STATE	12-08-14	*	32	5	7	.714	4	6	.667	1	1	1.000	0	4	4	1.8	2	0	0	3	0	0	15	12.1
EASTERN KENTUCKY	12-19-14	*	33	3	9	.333	1	5	.200	0	0	.000	0	2	2	1.8	1	0	3	1	0	0	7	11.6
vs Providence	12-22-14	*	15	0	5	.000	0	4	.000	0	0	.000	0	0	0	1.7	1	0	1	1	0	0	0	10.7
CHARLESTON	12-30-14	*	22	2	7	.286	1	3	.333	0	0	.000	0	3	3	1.8	1	0	2	1	0	1	5	10.2
VIRGINIA	01-03-15	*	10	0	3	.000	0	1	.000	0	0	.000	0	0	0	1.6	2	0	1	0	0	0	0	9.5
BOSTON COLLEGE	01-10-15		24	3	7	.429	1	4	.250	0	0	.000	0	1	1	1.6	0	0	2	0	0	2	7	9.3
at Duke	01-13-15		28	5	10	.500	3	4	.750	10	11	.909	0	1	1	1.6	2	0	2	1	0	1	23	10.2
at Notre Dame	1-17-15		15	1	4	.250	1	2	.500	0	0	.000	1	0	1	1.5	0	0	1	1	0	1	3	9.8
NC STATE	01-22-15		12	0	3	.000	0	1	.000	0	0	.000	0	0	0	1.4	0	0	1	1	0	1	0	9.2
at Syracuse	01-24-15		15	3	8	.375	1	3	.333	0	0	.000	0	1	1	1.4	1	0	2	0	0	0	7	9.1
GEORGIA TECH	01-28-15		21	2	6	.333	2	3	.667	0	0	.000	0	0	0	1.4	1	0	2	1	0	0	6	9.0



SHELDON McCLELLAN 10

Redshirt Junior | Guard | 6-5 | 205

Houston, Texas | Texas | Bellaire

Double-double: 31 points, 11 rebounds at Charlotte, Nov. 25, 2014
ACC Player of the Week - Dec. 1, 2014

"He's an extremely gifted athlete. Running, jumping, changing directions, balance. He's as high a level an athlete as I've coached in 43 years. He has a certain way of playing that's very, very good." – Coach L.
 "No question, he's been one of the most talented guys we've ever been around." – Assistant Coach Eric Konkol

- Nickname is Mac.
- Tremendous redshirt year, making himself more of an offensive threat. A volume scorer.
- Good in transition, making a wide assortment of layups, both left and right handed.
- Now a proficient 3-point shooter, and worked on perimeter jump shot.
- Strength numbers are at highest levels of his career, including a 60-pound gain in bench press.
- Ability to get fouled a lot due to his attack mentality.
- Max bench: 285, up 80 pounds since his arrival. 185 Bench: 13x.
- Entertaining personality with a quick wit.
- Coaches want him to be the Carmelo Anthony of the team.
- Grew up working on his game with John Lucas.
- Transferred from University of Texas in fall of 2013, sitting out 2013-14 due to NCAA transfer rules.
- Averaged 13.5 points and 3.9 rebounds as a sophomore for the Longhorns.
- Favorites: Food: Sloppy Joe and Chipotle. Movie: Chuckie. Pro athlete: Kyrie Irving. Quote: Elite. Ice cream flavor: Vanilla.
- Why UM: Coach L. Started playing basketball: Age 3.
- McClellan after watching Miami play in the 2013 NCAA Tournament games in Austin, Texas: "I liked the plays they ran, the open-court stuff, and the way they all seemed to be playing for each other. They seemed to be having fun, and the coaches seemed positive on the bench. I wish I had come here as a freshman."

"At UM, everything is positive, never any negative energy. Coach L is like a father on the court. I love him to death. I like how positive he is, whether after a bad shot or reminding us to move on to the next play. That's how I liked to be pushed, not by negative reinforcement." – Sheldon McClellan

High School: No. 47 prospect nationally in the ESPNU 100 and No. 60 prospect by Rivals.com following senior season ... Averaged a team-best 25.6 points, 7.2 rebounds, 5.0 assists and 2.0 steals per game while helping Bellaire to a 20-9 mark and the first round of the Class 5A state playoffs ... Career-high 56 points in the season-opening win against Booker T. Washington ... Averaged 20 points per game while leading Bellaire to a 35-2 record and a trip to the Class 5A regional finals in his junior season ... Coached by Bruce Glover.

Personal: Born Dec. 21, 1992 in Houston, Texas ... Full name is Sheldon Reeves McClellan ... Son of Angel Johnson (mother) ... Brother to Justin Jones ... Majoring in liberal arts ... Played AAU for Houston Select ... Cousin Jawaan McClellan played basketball for Arizona and professionally overseas ... Favorite food is a homemade sloppy joe.

McClellan Season / Career Highs

Points

Season: 31, at Charlotte, 11/25/14
 Career: 31, at Charlotte, 11/25/14
 ACC: 17, at Notre Dame, 1/17/15

Rebounds

Season: 11, at Charlotte, 11/25/14
 Career: 11, at Charlotte, 11/25/14
 ACC: 10, vs. NC State, 1/22/15

Assists

Season: 5, at Florida, 11/17/14
 Career: 5, at Florida, 11/17/14
 ACC: 3, vs. NC State, 1/22/15

Steals

Season: 3 (2x) last vs. Virginia, 01/03/15
 Career: 4, at Kansas, 2/16/13
 ACC: 3, vs. Virginia, 01/03/15

Blocked Shots

Season: 1 (2x) last at Notre Dame, 1/17/15
 Career: 1 (8x), last at Notre Dame, 1/17/15
 ACC: 1 (2x) last, at Notre Dame, 1/17/15

Field Goals

Season: 11, at Charlotte, 11/25/14
 Career: 11, at Charlotte, 11/25/14
 ACC: 6, at Notre Dame, 1/17/15

Field Goal Attempts

Season: 17, at Charlotte, 11/25/14
 Career: 20, at Oklahoma, 1/21/13
 ACC: 13, at Notre Dame, 1/17/15

Free Throws

Season: 7, vs. NC State, 1/22/15
 Career: 14, vs. Fresno State, 11/9/12
 ACC: 7, vs. NC State, 1/22/15

Free Throw Attempts

Season: 7, vs. NC State, 1/22/15
 Career: 14, vs. Fresno State, 11/9/12
 ACC: 7, vs. NC State, 1/22/15

3-Point Field Goals

Season: 5, at Charlotte, 11/25/14
 Career: 5, at Charlotte, 11/25/14
 ACC: 2 (2x) last at Notre Dame, 1/17/15

3-Point Field Goal Attempts

Season: 8, vs. Providence, 12/22/14
 Career: 9, vs. Oklahoma 2/29/12
 ACC: 6 (2x) last at Notre Dame, 1/17/15

Minutes

Season: 50, vs. Virginia, 01/03/15
 Career: 50, vs. Virginia, 01/03/15
 ACC: 50, vs. Virginia, 01/03/15


McCLELLAN CAREER STATISTICS

Texas	GP	GS	Min.	Avg.	FG	FGA	Pct.	FG	FGA	Pct.	FT	FTA	Pct.	Off.	Def.	Tot.	Avg.	PF	FO	Ast.	TO	Blk	Stl	Pts.	Avg.
2011-12	34	9	879	25.9	129	288	.448	35	113	.310	90	119	.756	39	73	112	3.3	34	0	21	30	3	35	383	11.3
2012-13	34	15	929	27.3	136	356	.382	33	121	.273	155	186	.833	36	96	132	3.9	28	0	29	57	3	28	460	13.5
TOTAL	68	24	1808	26.6	265	644	.411	68	234	.291	245	305	.803	75	169	244	3.6	62	0	50	87	6	63	843	12.4

Miami	GP	GS	Min.	Avg.	FG	FGA	Pct.	FG	FGA	Pct.	FT	FTA	Pct.	Off.	Def.	Tot.	Avg.	PF	FO	Ast.	TO	Blk	Stl	Pts.	Avg.
2014-15	20	20	658	32.9	106	208	.510	25	73	.342	54	66	.818	20	85	105	5.3	34	0	38	30	2	19	291	14.6

Miami	GP			GS			Min.			Avg.			FG			FGA			Pct.			3-Point			Free Throws			Rebounds			Scoring		
	GP	GS	Min.	Avg.	FG	FGA	Pct.	FG	FGA	Pct.	FT	FTA	Pct.	Off.	Def.	Tot.	Avg.	PF	FO	Ast.	TO	Blk	Stl	Pts.	Avg.								
2014-15	20	20	658	32.9	106	208	.510	25	73	.342	54	66	.818	20	85	105	5.3	34	0	38	30	2	19	291	14.6								

McCLELLAN 2014-15			TOTAL			3-PTS			FREE THROWS			REBOUNDS														
Opponent	Date	GS	Min	FG	FGA	Pct	3FG	FGA	Pct	FT	FTA	Pct	Off	Def	Tot	Avg	PF	FO	A	TO	Blk	Stl	Pts	Avg		
HOWARD	11-14-14	*	25	8	12	.667	0	3	.000	3	4	.750	0	4	4	4.0	1	0	2	2	0	1	19	19.0		
at Florida	11-17-14	*	39	4	10	.400	0	1	.000	1	3	.333	2	5	7	5.5	1	0	5	1	0	0	9	14.0		
vs Drexel	11-20-14	*	32	2	7	.286	1	3	.333	0	0	.000	1	4	5	5.3	0	0	3	1	0	1	5	11.0		
vs Akron	11-21-14	*	27	7	11	.636	1	3	.333	2	3	.667	0	6	6	5.5	2	0	3	3	0	3	17	12.5		
vs Charlotte	11-23-14	*	36	9	15	.600	0	2	.000	1	1	1.000	3	5	8	6.0	3	0	3	3	0	1	19	13.8		
at Charlotte	11-25-14	*	34	11	17	.647	5	7	.714	4	4	1.000	1	10	11	6.8	1	0	3	3	0	2	31	16.7		
SOUTH ALABAMA	11-28-14	*	29	6	6	1.000	1	1	1.000	4	4	1.000	0	2	2	6.1	1	0	2	1	0	0	17	16.7		
ILLINOIS	12-02-14	*	37	5	10	.500	2	4	.500	2	2	1.000	1	8	9	6.5	2	0	2	0	0	0	14	16.4		
GREEN BAY	12-06-14	*	33	7	16	.438	1	3	.333	1	2	.500	2	6	8	6.7	4	0	1	0	0	0	16	16.3		
SAVANNAH STATE	12-08-14	*	29	4	5	.800	1	1	1.000	6	6	1.000	2	2	4	6.4	3	0	3	2	0	2	15	16.2		
EASTERN KENTUCKY	12-19-14	*	32	4	9	.444	3	7	.429	3	6	.500	0	1	1	5.9	4	0	1	3	0	0	14	16.0		
vs Providence	12-22-14	*	38	6	15	.400	2	8	.250	3	3	1.000	2	2	4	5.8	3	0	1	2	0	2	17	16.1		
CHARLESTON	12-30-14	*	25	4	7	.571	1	1	1.000	2	3	.667	1	1	2	5.5	1	0	0	0	0	0	11	15.7		
VIRGINIA	01-03-15	*	50	4	10	.400	2	6	.333	6	6	1.000	2	6	8	5.6	3	0	0	5	0	3	16	15.7		
BOSTON COLLEGE	01-10-15	*	36	5	10	.500	1	3	.333	0	1	.000	1	5	6	5.7	2	0	2	0	1	0	11	15.4		
at Duke	01-13-15	*	31	5	11	.455	1	5	.200	3	4	.750	0	3	3	5.5	1	0	2	1	0	1	14	15.3		
at Notre Dame	1-17-15	*	36	6	13	.462	2	6	.333	3	3	1.000	0	2	2	5.3	0	0	1	1	1	1	17	15.4		
NC STATE	01-22-15	*	32	4	8	.500	1	3	.333	7	7	1.000	2	8	10	5.6	0	0	3	0	0	0	16	15.4		
at Syracuse	01-24-15	*	27	3	9	.333	0	4	.000	1	2	.500	0	5	5	5.5	1	0	1	1	0	2	7	15.0		
GEORGIA TECH	01-28-15	*	30	2	7	.286	0	2	.000	2	2	1.000	0	0	0	5.3	1	0	0	1	0	0	6	14.6		



KAMARI MURPHY

Junior | Forward | 6-9 | 216

21

Brooklyn, N.Y. | Oklahoma State | IMG | Lincoln HS

- Transferred from Oklahoma State in fall of 2014. Sitting out 2014-15 season due to NCAA transfer rules.
- Explosive athlete with pogo-stick type hops.
- Takes pride in defense - can guard positions 1-5.
- Treats practice like games, competing hard and wanting to win drills.
- Focused on increasing skill level to become a consistent perimeter shooter and gain a proficient inside-outside game.
- Led Cowboys in total rebounds and total blocks as a sophomore.
- Spent post-graduate year at IMG Academy in Bradenton, Fla.
- Graduated from Lincoln High School in Brooklyn, N.Y., same school that produced Stephon Marbury, Sebastian Telfair and Lance Stephenson.
- Also played football for two seasons in high school.
- Favorites: Food: Baked mac and cheese. Movies: Gone in 60 Seconds and Friday Night Lights. Pro athlete: LeBron James, Tiger Woods. Advice received: Life is not a sprint, it is a marathon. Ice cream flavor: Strawberry.
- Biggest fear: Bugs. Why UM: Coach L. Started playing basketball: Age 10.

As a Sophomore at Oklahoma State (2013-14)

Led Cowboys in total rebounds pulling down 199 for the season, as well as blocks with total of 40, despite missing the season opener vs MVSU ... Pulled down six rebounds and blocked two shots in first game of the season vs. Utah Valley ... Grabbed six rebounds and blocked career high four shots vs. Delaware State ... Recorded first career double-double with 10 points and 10 rebounds at Texas ... Scored season high 12 points at Kansas ... Established career high with three steals and matched career high with four blocked shots vs. Texas ... Recorded second 10-point, eight-rebound effort of season against Robert Morris ... Perfect 5-of-5 from floor for 10 points vs. Louisiana Tech ... Ten points and eight rebounds vs. Butler ... Seven points, six boards and two shots vs. Arkansas-Pine Bluff ... Grabbed team-leading, season high 13 rebounds vs. Oklahoma (2/15) ... Eighth in blocks per game (1.3 bpg) and 15th in rebounding in Big 12.

As a Freshman at Oklahoma State (2012-13)

Grabbed six rebounds in semifinal game against Kansas State at Big 12 Championship ... Scored eight points, including six in first half, and grabbed four boards against Baylor ... Extremely efficient at Kansas, scoring four points, grabbing five rebounds and dishing out an assist in eight minutes ... Came off bench last five games after starting first 15 contests of season ... Career-high six trips to charity stripe vs Texas Tech ... Dished out career-best three assists vs TCU ... Scored 12 points against Tennessee Tech ... Scored career-high 13 points at Virginia Tech ... Recorded first collegiate double-figure rebounding game with career-high 10 boards vs sixth-ranked N.C. State ... Started first game as collegian in season opener against UC Davis ... Blocked four shots against the Aggies, tying for ninth-most by a Cowboy freshman in school history.

High School

Ranked No. 10 on HoopScoop's list of top fifth-year players in 2012 ... Spent post-graduate year at IMG Academy in Bradenton, Fla., and was starting forward for IMG ... Averaged 20 points, 10 rebounds and three assists for team that finished 28-2 against prep schools and was ranked among the top-five nationally ... Graduated from Lincoln High School in Brooklyn, N.Y. -- same school that produced Stephon Marbury, Sebastian Telfair and Lance Stephenson ... Team captain junior and senior seasons under head coach Dwayne Marton ... Averaged 17 points and more than 10 rebounds per game as senior ... Helped lead Railsplitters to PSAL Class-AA title game as senior and Brooklyn regular-season crown and borough title ... Ranked as No. 6 player in state of New York in 2011 according to HoopScoop ... Listed as one of four "standout players" at Super 16 Showcase in Hartford, Conn., in July of 2011 ... Also played football for two seasons in high school ... Recruited by UConn, Miami, Missouri, Louisville, Virginia, Virginia Tech, St. Johns, Rutgers, Florida and Florida State out of high school.

Personal


Born Kamari Michael Murphy on Dec. 14, 1993 ... Son of Michael Murphy and Kemel and Kaheem Draper ... Second oldest of six boys: Jacori, Kusamae, Maalik, Mikwan and Kieron ... Enjoys swimming, playing volleyball and football, and playing video games in his spare time.

2013-14				2012-13			
Opposition	P	R	A	Opposition	P	R	A
Utah Valley	2	6	1	UC Davis	7	6	0
Arkansas-Pine-Bluff	7	6	0	vs Akron	1	6	0
Memphis	5	7	1	vs Tennessee	4	7	1
at USF	0	5	2	vs NC State	4	10	1
vs Purdue	6	6	0	Portland State	9	5	0
vs Butler	10	8	2	at Virginia Tech	13	5	1
vs Memphis	6	6	0	USF	8	7	2
South Carolina	8	7	0	Missouri State	4	9	2
vs Louisiana Tech	10	3	1	Central Arkansas	9	7	1
Delaware State	5	7	1	UT Arlington	2	1	0
vs Colorado	4	5	0	Tennessee Tech	12	5	2
Robert Morris	10	8	3	Gonzaga	0	1	0
at Kansas State	2	3	1	at Kansas State	6	1	0
Texas	4	5	1	TCU	4	6	3
at West Virginia	7	5	0	at Oklahoma	0	3	0
TCU	8	8	0	Texas Tech	5	5	2
at Kansas	12	1	1	at Baylor	0	0	0
West Virginia	0	2	0	West Virginia	0	0	0
at Oklahoma	4	9	2	Iowa State	0	1	0
Baylor	9	5	0	at Kansas	4	5	1
Iowa State	7	6	0	Baylor	8	4	1
at Texas Tech	4	6	1	at Texas	5	6	1
at Texas	10	10	0	at Texas Tech	4	4	0
Oklahoma	7	13	1	Oklahoma	2	4	0
Kansas	3	9	2	Kansas	0	0	0
at Iowa State	6	9	0	at West Virginia	2	2	1
vs Texas Tech	2	1	0	TCU	2	1	0
vs Kansas	6	6	0	Texas	1	4	0
vs Gonzaga	8	8	0	at Iowa State	2	2	1
				Kansas State	0	1	0
				vs Baylor	2	0	1
				vs Kansas State	2	6	0
				Oregon	4	6	0

Murphy Season / Career Highs

Points	Career: 13 at Virginia Tech, 12/1/12
Rebounds	Career: 13 vs. Oklahoma, 2/15/14
Assists	Career: 3 (2x) last vs. Robert Morris, 12/30/13
Steals	Career: 3 vs. Texas, 1/8/14
Blocked Shots	Career: 4 (3x) last vs. Texas, 1/8/14
Field Goals	Career: 6 at Virginia Tech, 12/1/12
Field Goal Attempts	Career: 11 vs. Gonzaga, 3/21/14
Free Throws	Career: 4 (2x) last vs. Kansas State, 3/3/14
Free Throw Attempts	Career: 6 vs. Texas Tech, 1/19/13
3-Point Field Goals	Career: 1 (2x) last vs. Central Ark., 12/16/12
3-Point Field Goal Attempts	Career: 1 (4x) last vs. Central Ark., 12/16/12
Foul Disqualifications	Career: 12 total
Minutes	Career: 41 at Iowa State, 3/8/14

MURPHY OKLAHOMA STATE STATISTICS										3-Point			Free Throws			Rebounds				Scoring									
Season	GP	GS	Min.	Avg.	FG	FGA	Pct.	FG	FGA	Pct.	FT	FTA	Pct.	Off.	Def.	Tot.	Avg.	PF	FO	Ast.	TO	Blk	Stl	Pts.	Avg.				
2012-13	33	15	596	18.1	53	115	.461	2	4	.500	18	35	.514	52	78	130	3.9	73	2	21	35	20	8	126	3.8				
2013-14	33	21	855	25.9	82	153	.536	0	0	.000	36	63	.571	63	144	207	6.3	113	10	23	38	41	17	200	6.1				
Totals	66	36	1451	22.0	135	268	.504	2	4	.500	54	98	.551	115	222	337	5.1	186	12	44	73	61	25	326	4.9				



JA'QUAN NEWTON

Freshman | Guard | 6-2 | 185

0

Philadelphia, Pa. | Neumann-Goretti HS

"One of the things about Ja'Quan, is that he played in a very competitive league in high school and is versatile, so he can play with a lot of different types of guys. He knows how to score." — Coach L

- Competitor with a real feel for the game. Fearless and relentless. Passionate and energetic.
- Knack for getting in the lane off the dribble, then makes good decisions in the lane: floater, pass, dribble.
- Improved defensively and can play multiple positions, on and off of the ball.
- Getting stronger daily.
- Tremendous ability to finish 8-feet and in. Working to become a better 3-point shooter.
- Max bench: 236, up 60 pounds since his arrival. 185 Bench: 7x.
- Ranked No. 58 in ESPN's Top 100.
- Ranked No. 1 in the state and is the 12th-best PG in the country by ESPN.
- Scored 1,972 career points in high school.
- Leading scorer in both the history of the Catholic School League in Philadelphia and in Neumann-Goretti history. Owns three PIAA state titles.
- Mother passed away March 2014 after 3-year battle with breast cancer, one day prior to state championship game in which Newton scored 33 points.
- Played on Cherashore Playground basketball court at 10th and Olney in Philadelphia. Played in the Chosen League.
- Dad, Joe Newton, was NABC Division II national player of the year out of the University of Central Oklahoma.
- Favorites: Food: Fried chicken. Movie: Friday. Pro athlete: LeBron James. Subject in school: Math. Ice cream flavor: Vanilla. Cartoon: Tom and Jerry. Player when I was a kid: Allen Iverson.
- Why UM: Style of play and city of Miami. Ideal job after hoops: Coach.

High School: Ranked No. 58 in ESPN's Top 100 ... Ranked No. 1 in the state and is the 12th-best PG in the country by ESPN ... Catholic League MVP ... All-Catholic First Team ... Led team with 21.7 points Scored 1,972 career points in high school ... Guided the Saints to 22-4 record and sixth-straight Catholic League Championship ... Scored 15 of his 23 points in second half to seal the victory ... Started four-straight years in Catholic League Championship game ... Leading scorer in both the history of the Catholic School League in Philadelphia and in Neumann-Goretti history ... Secured a double-double with 14 points and 10 rebounds in first round of the Pennsylvania Interscholastic Athletic Association playoffs ... Scored 33 points and go-ahead bucket in overtime to win PIAA Class AAA Championship ... Consensus Top 60 player ... Averaged 18.0 points as a junior.

Personal: Born Ja'Quan Naasir Newton on August 23, 1995 in Philadelphia ... Son of the late Lisa Brown, and Joe Newton ... Brother to Cary Rudd and Miing Newton ... Mother passed away March 2014 after 3-year battle with breast cancer, one day prior to state championship game in which Newton scored 33 points ... NBPA Top 100 Camp ... LeBron James Skills Academy ... Played AAU ball for Team Final, the same squad as Miami teammate Davon Reed ... Also recruited by UCLA, Texas A&M and Minnesota.

Newton Season Highs

Points

Season: 16, at Notre Dame, 1/17/15
ACC: 16, at Notre Dame, 1/17/15

Rebounds

Season: 2 (4x) last at Notre Dame, 1/17/15
ACC: 2 (2x) last at Notre Dame, 1/17/15

Assists

Season: 5, at Notre Dame, 1/17/15
ACC: 5, at Notre Dame, 1/17/15

Steals

Season: 1 (6x), last at Notre Dame, 1/17/15
ACC: 1, at Notre Dame, 1/17/15

Blocked Shots

Season: 1 (2x) last at Notre Dame, 1/17/15
ACC: 1, at Notre Dame, 1/17/15

Field Goals

Season: 6, at Notre Dame, 1/17/15
ACC: 6, at Notre Dame, 1/17/15

Field Goal Attempts

Season: 9, at Notre Dame, 1/17/15
ACC: 9, at Notre Dame, 1/17/15

Free Throws

Season: 6, vs. Howard, 11/14/14
ACC: 4, at Notre Dame, 1/17/15

Free Throw Attempts

Season: 7, vs. Charleston, 12/30/14
ACC: 6, at Notre Dame, 1/17/15

3-Point Field Goals

Season: 1, at Syracuse, 1/24/15
ACC: 1, at Syracuse, 1/24/15

3-Point Field Goal Attempts

Season: 2, at Syracuse, 1/24/15
ACC: 2, at Syracuse, 1/24/15

Foul Disqualifications

Season:

Minutes


Season: 28, at Notre Dame, 1/17/15
ACC: 28, at Notre Dame, 1/17/15

NEWTON CAREER STATISTICS

Season	GP	GS	Min.	Avg.	FG			Pct.	3-Point			Pct.	Free Throws			Pct.	Rebounds			Avg.	PF	FO	Ast.	TO	Blk	Stl	Scoring	
					FG	FGA			FG	FGA			FT	FTA			Off	Def	Tot								Pts	Avg.

2014-15	19	0	223	11.7	22	46		.478	1	3		.333	26	40		.650	5	10	15	0.8	19	0	25	18	2	6	71	3.7
---------	----	---	-----	------	----	----	--	------	---	---	--	------	----	----	--	------	---	----	----	-----	----	---	----	----	---	---	----	-----

NEWTON 2014-15		TOTAL					3-PTS			FREE THROWS			REBOUNDS				PF	FO	A	TO	Blk	Stl	Pts	Avg	
Opponent	Date	GS	Min	FG	FGA	Pct	3FG	FGA	Pct	FT	FTA	Pct	Off	Def	Tot	Avg									
HOWARD	11-14-14	16	1	2		.500	0	0		.000	6	6	1.000	0	0	0	0.0	2	0	0	0	0	0	8	8.0
at Florida	11-17-14	12	2	3		.667	0	0		.000	1	2	.500	0	1	1	0.5	0	0	3	1	0	0	5	6.5
vs Drexel	11-20-14	19	2	3		.667	0	0		.000	3	3	1.000	0	1	1	0.7	1	0	3	4	0	1	7	6.7
vs Akron	11-21-14	19	1	5		.200	0	0		.000	2	4	.500	0	0	0	0.5	0	0	1	0	0	1	4	6.0
vs Charlotte	11-23-14	14	1	3		.333	0	0		.000	1	4	.250	1	2	3	1.0	0	0	3	2	0	1	3	5.4
at Charlotte	11-25-14	7	0	1		.000	0	0		.000	0	0	.000	0	0	0	0.8	2	0	0	0	0	0	0	4.5
SOUTH ALABAMA	11-28-14	17	2	3		.667	0	0		.000	1	2	.500	0	1	1	0.9	1	0	0	1	0	0	5	4.6
ILLINOIS	12-02-14	5	0	0		.000	0	0		.000	0	0	.000	0	2	2	1.0	2	0	1	0	0	0	0	4.0
GREEN BAY	12-06-14	4	0	2		.000	0	1		.000	0	0	.000	0	0	0	0.9	0	0	0	1	0	0	0	3.6
SAVANNAH STATE	12-08-14	6	1	1		1.000	0	0		.000	0	0	.000	0	0	0	0.8	0	0	0	0	0	1	2	3.4
EASTERN KENTUCKY	12-19-14	19	0	1		.000	0	0		.000	2	2	1.000	1	1	2	0.9	2	0	3	0	1	0	2	3.3
vs Providence	12-22-14	9	1	2		.500	0	0		.000	1	1	1.000	0	0	0	0.8	0	0	1	1	0	1	3	3.3
CHARLESTON	12-30-14	12	1	1		1.000	0	0		.000	4	7	.571	0	0	0	0.8	1	0	0	0	0	0	6	3.5
VIRGINIA	01-03-15	5	0	2		.000	0	0		.000	0	0	.000	0	1	1	0.8	1	0	1	1	0	0	0	3.2
at Duke	01-13-15	10	2	3		.667	0	0		.000	0	1	.000	1	1	2	0.9	2	0	3	4	0	0	4	3.3
at Notre Dame	1-17-15	28	6	9		.667	0	0		.000	4	6	.667	2	0	2	0.9	1	0	5	2	1	1	16	4.1
NC STATE	01-22-15	5	0	2		.000	0	0		.000	0	0	.000	0	0	0	0.9	1	0	1	0	0	0	0	3.8
at Syracuse	01-24-15	9	1	2		.500	1	2		.500	0	0	.000	0	0	0	0.8	0	0	0	0	0	0	3	3.8
GEORGIA TECH	01-28-15	7	1	1		1.000	0	0		.000	1	2	.500	0	0	0	0.8	3	0	0	1	0	0	3	3.7



JAMES PALMER

Freshman | Guard | 6-5 | 200

12

Washington, D.C. | St. John's College HS

"Not necessarily as a freshman, but during the course of his career he could be one of our best players. James has size, he has skill, can pass, dribble, shoot, can shoot threes. He's very good. As he matures he's going to be a terrific player." — Coach L

- Intelligent with a high basketball IQ after playing at a high level in high school and AAU due to good coaching.
- Maturing physically and growing into his long limbs.
- Young player - turned 18 in late July, prior to freshman year.
- Can play positions 1-4.
- Makes tough left- and right-handed layups.
- Good pull-up jumper and can make 3-pointers.
- Max bench: 240, up 35 pounds since his arrival. 185 Bench: 7x.
- In Spain in August 2014, shot team best 68 percent from the floor and hit 57 percent (8-15) from distance en route to 11.5 ppg.
- Enjoys life and has a good sense of humor.
- Ranked No. 1 player in the D.C. region, by ESPN.
- Played AAU ball for Team Takeover.
- Favorites: Food: Shrimp. Movie: Friday. Pro athletes: Kobe Bryant and Michael Jordan. Ice cream: Cookies and cream.
- Best advice received: Stay humble, stay hungry. Why UM: Great coaches, playing style and weather. Started playing basketball: Age 7.

High School: Ranked No. 1 player in the D.C. region, by ESPN ... Senior year averaged team-high 15.7 points per game ... Played in D.C. State Athletic Association semifinal ... Led Cadets to 27-4 record ... Helped squad to a 20-win season by averaging 12 points, five rebounds and two assists as a junior ... First team all-conference ... Team captain ... Coached by Sean McAloon at St. John's College HS.

Personal: Born James Alfred Palmer, Jr., on July 31, 1996 in Washington, D.C. ... Son of Diane McFadden and the late James Palmer, Sr. ... Brother to Tijree and Tijisha ... Played AAU ball for Team Takeover ... Also recruited by Memphis, Wake Forest, Rutgers, Cincinnati and Maryland.

Palmer Season Highs

Points

Season: 12, vs. Charlotte, 11/23/14
ACC: 11, at Notre Dame, 1/17/15

Rebounds

Season: 4, vs. South Alabama, 11/28/14
ACC: 2 (2x) last vs. Georgia Tech, 1/28/15

Assists

Season: 3 (2x) last vs. Charleston, 12/30/14
ACC: 1 (2x) last at Syracuse, 1/24/15

Steals

Season: 1 (3x) last vs. Savannah State, 12/9/14
ACC:

Blocked Shots

Season: 1 (5x) last vs. Charleston, 12/30/14
ACC:

Field Goals

Season: 5, vs. Charlotte, 11/23/14
ACC: 3, (2x) last vs. Georgia Tech, 1/28/15

Field Goal Attempts

Season: 9, at Florida, 11/17/14
ACC: 6, vs. Georgia Tech, 1/28/15

Free Throws

Season: 3, at Notre Dame, 1/17/15
ACC: 3, at Notre Dame, 1/17/15

Free Throw Attempts

Season: 4, at Notre Dame, 1/17/15
ACC: 4, at Notre Dame, 1/17/15

3-Point Field Goals

Season: 2 (7x) last vs. NC State, 1/22/15
ACC: 2 (2x) last vs. NC State, 1/22/15

3-Point Field Goal Attempts

Season: 5, vs. Howard, 11/14/14
ACC: 3, vs. NC State, 1/22/15

Foul Disqualifications

Season: --
ACC:

Minutes


Season: 27, at Florida, 11/17/14
ACC: 19 (2x) last vs. Georgia Tech, 1/28/15

PALMER CAREER STATISTICS

Season	GP	GS	Min.	Avg.	FG	FGA	Pct.	3-Point FG	3-Point FGA	3-Point Pct.	Free Throws FT	Free Throws FTA	Free Throws Pct.	Off.	Rebounds Def.	Rebounds Tot.	Avg.	PF	FO	Ast.	TO	Blk	Stl	Scoring Pts.	Avg.
2014-15	20	0	296	14.8	33	70	.471	15	39	.385	5	11	.455	5	18	23	1.2	14	0	15	18	5	3	86	4.3

PALMER 2014-15

Opponent	Date	GS	Min	TOTAL FG	TOTAL FGA	TOTAL Pct	3-PTS 3FG	3-PTS FGA	3-PTS Pct	FREE THROWS FT	FREE THROWS FTA	FREE THROWS Pct	REBOUNDS Off	REBOUNDS Def	REBOUNDS Tot	Avg	PF	FO	A	TO	Blk	Stl	Pts	Avg
HOWARD	11-14-14		18	2	5	.400	2	5	.400	0	0	.000	0	2	2	2.0	1	0	2	2	1	1	6	6.0
at Florida	11-17-14		27	4	9	.444	2	3	.667	0	0	.000	0	0	0	1.0	2	0	0	3	0	0	10	8.0
vs Drexel	11-20-14		12	2	3	.667	2	2	1.000	0	0	.000	0	0	0	0.7	0	0	0	0	0	0	6	7.3
vs Akron	11-21-14		23	3	5	.600	2	4	.500	0	0	.000	1	2	3	1.3	1	0	0	3	1	0	8	7.5
vs Charlotte	11-23-14		23	5	7	.714	2	3	.667	0	0	.000	1	1	2	1.4	0	0	1	1	0	1	12	8.4
at Charlotte	11-25-14		21	1	4	.250	0	2	.000	1	2	.500	0	2	2	1.5	2	0	0	2	1	0	3	7.5
SOUTH ALABAMA	11-28-14		23	3	7	.429	0	3	.000	0	1	.000	2	2	4	1.9	0	0	3	0	1	0	6	7.3
ILLINOIS	12-02-14		9	0	2	.000	0	1	.000	0	0	.000	0	0	0	1.6	0	0	0	0	0	0	0	6.4
GREEN BAY	12-06-14		16	0	2	.000	0	1	.000	0	0	.000	0	0	0	1.4	2	0	2	1	0	0	0	5.7
SAVANNAH STATE	12-08-14		11	1	2	.500	0	1	.000	0	0	.000	1	0	1	1.4	0	0	0	2	0	1	2	5.3
EASTERN KENTUCKY	12-19-14		4	0	0	.000	0	0	.000	0	0	.000	0	1	1	1.4	0	0	0	1	0	0	0	4.8
vs Providence	12-22-14		8	0	0	.000	0	0	.000	0	0	.000	0	0	0	1.3	3	0	2	1	0	0	0	4.4
CHARLESTON	12-30-14		25	2	5	.400	1	3	.333	0	2	.000	0	2	2	1.3	0	0	3	0	1	0	5	4.5
VIRGINIA	01-03-15		6	0	2	.000	0	1	.000	0	0	.000	0	0	0	1.2	0	0	1	0	0	0	0	4.1
BOSTON COLLEGE	01-10-15		3	0	0	.000	0	0	.000	0	0	.000	0	0	0	1.1	0	0	0	0	0	0	0	3.9
at Duke	01-13-15		5	1	2	.500	0	1	.000	0	0	.000	0	2	2	1.2	1	0	0	0	0	0	2	3.8
at Notre Dame	1-17-15		19	3	3	1.000	2	2	1.000	3	4	.750	0	1	1	1.2	0	0	0	0	0	0	11	4.2
NC STATE	01-22-15		12	2	3	.667	2	3	.667	1	2	.500	0	0	0	1.1	0	0	0	1	0	0	7	4.3
at Syracuse	01-24-15		12	1	3	.333	0	2	.000	0	0	.000	0	1	1	1.1	1	0	1	1	0	0	2	4.2
GEORGIA TECH	01-28-15		19	3	6	.500	0	2	.000	0	0	.000	0	2	2	1.2	1	0	0	0	0	0	6	4.3



DAVON REED

Sophomore | Guard | 6-6 | 208

5

Ewing, N.J. | Princeton Day School (N.J.)

"I really like the progress he's made. Everything he did last year he's doing better." – Coach L

- Focused. Structured. Determined. Competitive. True student of the game. Will do whatever it takes to win.
- A 3 guard who played out of position at the point his freshman season for Miami.
- One of three players returning from the 2013-14 squad.
- Can guard multiple positions, has long arms and a fierce tenacity.
- Mostly a catch-and-shoot guy.
- Improved both his ability to attack the basket and his layup-making skills.
- Improved bench 175 to 250 pounds in four months as a freshman.
- Good student. Professional approach to life and everything he does. Mature for his age.
- Approach vertical: 40.5 | Bench max: 250 | 185 test: 15x.
- Four-star swingman listed as a Top 100 player (No. 97) by Rivals.com and No. 78 in the Class of 2013 by ESPN
- Third-best talent in New Jersey and 18th best nationally at the shooting guard position, according to ESPN.com.
- Kevin Durant Skills Academy. McDonald's All-American candidate.
- 2,000 point scorer. Averaged 24 points and 10 rebounds as a senior.
- Youth Role Model Award from Join-Effort Princeton for both dedication to his community and excellence in his personal life.
- Favorites: Food: Italian. Movie: I am Legend. Book: Great Gatsby. Pro athlete: LeBron James. Quote: Dreams don't work unless you do. Subject in school: Science. Ice cream flavor: Chocolate chip cookie dough. Cuban dish: Pechuga de pollo (chicken breast).
- Best advice received: Do what makes you happy. Why UM: ACC basketball, Coach L and sunny south Florida. Started playing basketball: Age 5.

As a Sophomore (2014-15): Underwent surgery on left lower extremity Sept. 4 after being injured Sept. 2 ... Expected to be sidelined until January, but returned Dec. 6 against Green Bay.

High School: Four-star swingman listed as a Top 100 player (No. 97) by Rivals.com and No. 78 in the Class of 2013 by ESPN ... Third-best talent in New Jersey and 18th best nationally at the shooting guard position, according to ESPN.com ... Rivals ranks him as 24th among shooting guards ... Kevin Durant Skills Academy ... 2,000 point scorer ... Averaged 24 points and 10 rebounds as a senior ... McDonald's All-American candidate ... Prep B Player of the Year in New Jersey ... All-area player of the year twice ... Averaged 27 points and nine rebounds per game for Princeton Day School (N.J.) junior season ... Coached by Paris McClean ... Youth Role Model Award from Join-Effort Princeton for both dedication to his community and excellence in his personal life.

Personal: Name is pronounced Day-von ... Born Davon Malcolm Reed on June 11, 1995 ... Son of David and Rose Reed ... Brother to Miles ... Majoring in sports administration ... Played AAU ball with Team Final ... Chose Miami over offers from Wake Forest, Cincinnati, Xavier and Memphis ... Student-Athlete Advisory Committee representative at UM ... Book Buster (3.0 spring semester GPA) ... Athletic Director's Honor Roll (3.2 spring semester GPA) ... Dean's List (3.5 spring semester GPA) ... ACC Honor Roll.

Reed Season/Career Highs

Points

Season: 11, at Syracuse, 1/24/15
Career: 19 vs. Arizona State, 12/1/13
ACC: 16, vs. Syracuse, 1/25/14

Rebounds

Season: 5, vs. Charleston, 12/30/14
Career: 5 (3x) last vs. Charleston, 12/30/14
ACC: 5, vs. Virginia Tech, 12/8/13

Assists

Season: 4 (2x) last at Notre Dame, 1/17/15
Career: 7, vs. Loyola, 12/30/13
ACC: 4, at Notre Dame, 1/17/15

Steals

Season: 2, vs. Savannah State, 12/9/14
Career: 2 (4x) last vs. Loyola, 12/30/13
ACC: 1 (8x) last vs. Georgia Tech, 1/28/15

Blocked Shots

Season: 1 (4x) last vs. Georgia Tech, 1/28/15
Career: 1 (8x) last vs. Georgia Tech, 1/28/15
ACC: 1 (5x) last vs. Georgia Tech, 1/28/15

Field Goals

Season: 4 (2x) last at Syracuse, 1/24/15
Career: 7, vs. UCF, 11/21/13
ACC: 5, vs. Syracuse, 1/25/14

Field Goal Attempts

Season: 6 (2x) last vs. NC State, 1/22/15
Career: 12, at Gal State Fullerton, 11/29/13
ACC: 10 (2x) last vs. Notre Dame, 2/19/14

Free Throws

Season: 4, vs. Eastern Kentucky, 12/19/14
Career: 5, vs. Loyola, 12/30/13
ACC: 4, vs. Notre Dame, 2/19/14

Free Throw Attempts

Season: 4, vs. Eastern Kentucky, 12/19/14
Career: 6, vs. Arizona State, 12/1/13
ACC: 4 (2x) last vs. Notre Dame, 2/19/14

3-Point Field Goals

Season: 3 (2x) last at Syracuse, 1/24/15
Career: 5, vs. Arizona State, 12/1/13
ACC: 3 (3x) last at Syracuse, 1/24/15

3-Point Field Goal Attempts

Season: 4 (2x) last at Syracuse, 1/24/15
Career: 8, vs. Arizona State, 12/1/13
ACC: 6, at Virginia Tech, 2/15/14

Foul Disqualifications

Season: 1, at Notre Dame, 1/17/15
Career: 1, at Notre Dame, 1/17/15
ACC: 1, at Notre Dame, 1/17/15

Minutes


Season: 31, vs. NC State, 1/22/15
Career: 36 (2x) last vs. Arizona State, 12/1/13
ACC: 32, vs. Virginia Tech, 12/8/13

2013-14				
Opposition	P	R	A	
St. Francis (NY)	3	1	0	
Ga. Southern	7	1	2	
Texas Southern	11	3	3	
at C of Charleston	3	2	3	
UCF	17	5	1	
vs Geo. Wash.	6	2	2	
at CS Fullerton	9	3	2	
vs Arizona State	19	1	2	
at Nebraska	5	2	2	
Virginia Tech	10	5	0	
at Savannah State	8	1	1	
La Salle	8	0	4	
Loyola	8	2	7	
at Syracuse	5	0	1	
at North Carolina	0	2	0	
Florida State	0	1	0	
at Georgia Tech	3	0	0	
Duke	2	2	0	
Syracuse	16	2	0	
at Maryland	6	1	1	
Norfolk State	4	4	1	
Pittsburgh	4	3	1	
NC State	3	1	1	
at Florida State	7	2	2	
at Virginia Tech	5	2	0	
Notre Dame	12	3	0	
Boston College	0	0	0	
at Virginia	2	1	0	
at NC State	5	0	0	
at Clemson	3	1	0	
Wake Forest	3	1	1	
vs Virginia Tech	14	1	0	
vs NC State	9	0	1	

REED CAREER STATISTICS

Season	GP	GS	Min.	Avg.	FG	FGA	Pct.	3-Point FG	3-Point FGA	3-Point Pct.	Free Throws FT	Free Throws FTA	Free Throws Pct.	Off.	Def.	Tot.	Avg.	PF	FO	Ast.	TO	Blk	Stl	Pts	Scoring Pts. Avg.
2013-14	33	10	683	20.7	71	207	.343	40	112	.357	35	53	.660	12	43	55	1.7	55	0	38	44	4	16	217	6.6
2014-15	12	4	231	19.3	19	37	.514	12	21	.571	6	7	.857	6	23	29	2.4	25	1	16	8	4	6	56	4.7
TOTAL	45	14	914	20.3	90	244	.369	52	133	.391	41	60	.683	18	66	84	1.9	80	1	54	52	8	22	273	6.1

REED 2014-15			TOTAL				3-PTS			FREE THROWS			REBOUNDS													
Opponent	Date	GS	Min	FG	FGA	Pct	3FG	FGA	Pct	FT	FTA	Pct	Off	Def	Tot	Avg	PF	FO	A	TO	Blk	Stl	Pts	Avg		
GREEN BAY	12-06-14		8	0	1	.000	0	0	.000	0	0	.000	0	0	0	0.0	2	0	0	0	0	1	0	0.0		
SAVANNAH STATE	12-08-14		14	0	2	.000	0	1	.000	0	0	.000	0	1	1	0.5	1	0	1	1	0	2	0	0.0		
EASTERN KENTUCKY	12-19-14		18	1	3	.333	1	2	.500	4	4	1.000	2	2	4	1.7	2	0	0	3	0	0	7	2.3		
vs Providence	12-22-14		10	0	3	.000	0	3	.000	0	0	.000	0	2	2	1.8	3	0	2	0	1	0	0	1.8		
CHARLESTON	12-30-14		18	2	2	1.000	0	0	.000	1	1	1.000	2	3	5	2.4	1	0	4	0	0	0	5	2.4		
VIRGINIA	01-03-15		14	1	1	1.000	1	1	1.000	1	2	.500	0	1	1	2.2	1	0	0	1	0	0	4	2.7		
BOSTON COLLEGE	01-10-15		16	0	1	.000	0	1	.000	0	0	.000	0	2	2	2.1	1	0	0	0	0	0	0	2.3		
at Duke	01-13-15		16	2	4	.500	0	0	.000	0	0	.000	2	1	3	2.3	2	0	2	0	1	1	4	2.5		
at Notre Dame	1-17-15	*	30	3	6	.500	3	4	.750	0	0	.000	0	4	4	2.4	5	1	4	1	1	0	9	3.2		
NC STATE	01-22-15	*	31	4	6	.667	2	3	.667	0	0	.000	0	1	1	2.3	2	0	2	0	0	1	10	3.9		
at Syracuse	01-24-15	*	26	4	5	.800	3	4	.750	0	0	.000	0	2	2	2.3	2	0	1	1	0	0	11	4.5		
GEORGIA TECH	01-28-15	*	30	2	3	.667	2	2	1.000	0	0	.000	0	4	4	2.4	3	0	0	1	1	1	6	4.7		



ANGEL RODRIGUEZ

Redshirt Junior | Guard | 5-11 | 180

Cupey, P.R. | Kansas State | Miami Krop HS

13

Rodriguez Season / Career Highs

Points

Season: 25, vs. Virginia, 01/03/15
Career: 25, vs. Virginia, 01/03/15
ACC: 25, vs. Virginia, 01/03/15

Rebounds

Season: 8, vs. Akron, 11/21/14
Career: 8, vs. Akron, 11/21/14
ACC: 4 (3x) last at Duke, 1/13/15

Assists

Season: 9, vs. Akron, 11/21/14
Career: 10, twice
ACC: 8, at Syracuse, 1/24/15

Steals

Season: 5 (2x) last at Duke, 1/13/15
Career: 5 (2x) last at Duke, 1/13/15
ACC: 5, at Duke, 1/13/15

Blocked Shots

Season: 2 (2x), last vs. Akron, 11/21/14
Career: 2 (2x) last vs. Akron, 11/21/14
ACC: 1 (2x) last vs. NC State, 1/22/15

Field Goals

Season: 8, at Duke, 1/13/15
Career: 8 (2x) last at Duke, 1/13/15
ACC: 8, at Duke, 1/13/15

Field Goal Attempts

Season: 22, vs. Virginia, 01/03/15
Career: 22, vs. Virginia, 01/03/15
ACC: 22, vs. Virginia, 01/03/15

Free Throws

Season: 10, vs. Virginia, 01/03/15
Career: 10, vs. Virginia, 01/03/15
ACC: 10, vs. Virginia, 01/03/15

Free Throw Attempts

Season: 12, vs. Virginia, 01/03/15
Career: 12, vs. Virginia, 01/03/15
ACC: 12, vs. Virginia, 01/03/15

3-Point Field Goals

Season: 5, at Florida, 11/17/14
Career: 5, (3x) last at Florida, 11/17/14
ACC: 4, at Duke, 1/13/15

3-Point Field Goal Attempts

Season: 9 (2x) last at Syracuse, 1/24/15
Career: 10, vs. TCU, 3/5/13
ACC: 9, at Syracuse, 1/24/15

Minutes

Season: 44, vs. Virginia, 01/03/15
Career: 44, vs. Virginia, 01/03/15
ACC: 44, vs. Virginia, 01/03/15

2015 Bob Cousy Collegiate Point Guard of the Year Award Watch List 2015 Oscar Robertson Trophy Watch List ACC Player of the Week - Nov. 24

"He can get other people shots, he can score, but what he's really great at is directing traffic. He loves to direct traffic. When you watch him play you'll think to yourself 'You know, one day he's probably going to be a coach.' His court presence is outstanding. He does it at the defensive end of the floor, offensive end of the floor, just has a great all-around game." — Coach L

"He's not afraid to bark out directions and motivate his teammates. His best attribute is his ability to generate confidence in his teammates." — Coach L

"Angel is a bulldog on defense, he's one of those guys that clenches his teeth, sinks his teeth into you and doesn't let you go. You've got to try and shake free from him. It's a great characteristic for a point guard and a great way for a coach to build the team defense." — Coach L

- Floor general. Vocal and physical leader.
- High energy. Quick side-to-side.
- Ultra competitive. A bulldog. Very physical. Will use his strength on defensive and to go to the rim.
- Defensive mindset. Takes pride in his D.
- Makes an array of layups, floaters and pull-up jumpers.
- Gets the best out of others. Can create for teammates and score off the dribble.
- Max bench: 300, up 60 pounds since his arrival. 185 Bench: 15x.
- Played high school ball with teammate Joe Thomas at Miami Krop High School.
- Transferred from Kansas State in fall of 2013, sitting out 2013-14 due to NCAA transfer rules.
- As a sophomore at K-State (2012-13): NABC District 8 second team. All-Big 12 Second Team. Big 12 All-Defensive Team. Phillips 66 All-Championship Team. Big 12 Co-Champions.
- Ranked third in the Big 12 in assists, fourth in steals and fifth in assist-to-turnover ratio during his sophomore season in 2012-13.
- Born in San Juan, Puerto Rico. First language is Spanish. Left Puerto Rico at age 15 to come to the U.S. to play basketball. Transferred to Miami to be closer to home so his mother can watch his games.
- Despite baseball being a pastime in Puerto Rico, never played because the action was too slow.

"Coming to Miami was the best decision I ever made in my life. There are just so many positive things ever since came here. I got healthy. I met the great staff that we have, from top to bottom. I'm close to my family. I see my friends. I have a life other than basketball. So my mind is not just stuck in basketball. I kind of get my time to relax. I'm from Puerto Rico, I get to go to the beach and kind of feel like I'm at home, too. And at the same time it motivates me to get to be close to my family because it's something I don't want to take for granted any more. I'm enjoying every single moment that I spend with them. It motivates me to do good, and make them proud, because finally they're going get to see me at the games."

High School: No. 4 prospect in the state of Florida by FloridaHoops.com... A three-year letterman at Dr. Michael Krop High School in Miami, Fla. ... Averaged 23 points and six assists as a senior ... Named first team All-Class 6A by the Florida Association of Basketball Coaches (FABC) ... All-Dade County team by the Miami Herald ... Had the steal and game-winning basket in a 57-55 win over Hialeah-Miami Lakes and future Kansas State teammate Adrian Diaz to capture the District 13-6A title ... Posted 32 points against Carol City (2/10/11) in the District 13-6A semifinals ... Helped the Lightning to a 26-6 record and its first trip to the Class 6A state final four as a junior in 2009-10 ... Averaged 20.9 points, seven assists and 3.9 rebounds as a junior... Miami Herald's 2009-10 Class 6A Player of the Year ... First team all-state... Second team All-Florida (all classifications) ... First team All-Class 6A by FloridaHoops.com as a junior ... Collected a team-high 23 points and eight rebounds in the loss to Orlando Dr. Phillips in the state semifinals ... Posted 39 points in the Regional Final win over Columbus ... 38 points in a win over Arlington Country Day ... Led the team in scoring and assists as a sophomore en route to guiding the Lightning to district title ... First team All-Dade County by the Miami Herald ... Injured knee during the summer after senior year of high school ... Coached by Marcos "Shakey" Rodriguez.

Personal: Angel Daniel Rodriguez Tricoche was born Dec. 5, 1992, in San Juan, Puerto Rico ... Left Puerto Rico at age 15 to come to the U.S. to play basketball ... Mother is Jacqueline Tricoche ... Has two younger brothers, Luis Rivera and Yaniel Rivera... Cousin, Javi Gonzalez, played three seasons (2007-10) at NC State ... Received scholarship offers from a number of schools, including Louisville, Florida and N.C. State... Major is sports administration ... Enjoys singing and watching reality TV.

RODRIGUEZ CAREER STATISTICS

K-State	GP	GS	Min.	Avg.	3-Point			Free Throws			Rebounds			Scoring		
					FG	FGA	Pct.	FT	FTA	Pct.	Off.	Def.	Tot.	Avg.	PF	FO
2011-12	32	7	694	21.7	80	222	.360	32	101	.317	73	106	.689	18	61	79
2012-13	33	33	930	28.2	115	319	.361	55	160	.344	90	109	.826	18	51	69
Totals	65	40	1,624	25.0	195	541	.360	87	261	.333	163	215	.758	36	112	148

Miami	GP	GS	Min.	Avg.	3-Point			Free Throws			Rebounds			Scoring		
					FG	FGA	Pct.	FT	FTA	Pct.	Off.	Def.	Tot.	Avg.	PF	FO
2014-15	20	20	616	30.8	78	232	.336	40	119	.336	77	102	.755	8	45	53

RODRIGUEZ 2014-15		TOTAL					3-PTS			FREE THROWS			REBOUNDS				PF	FO	A	TO	Blk	Stl	Pts	Avg
Opponent	Date	GS	Min	FG	FGA	Pct	3FG	FGA	Pct	FT	FTA	Pct	Off	Def	Tot	Avg								
	11-14-14	*	26	4	11	.364	3	6	.500	5	7	.714	1	2	3	3.0	0	0	5	2	1	4	16	16.0
at Florida	11-17-14	*	36	7	14	.500	5	8	.625	5	7	.714	0	2	2	2.5	0	0	3	3	0	3	24	20.0
vs Drexel	11-20-14	*	31	5	13	.385	3	6	.500	2	3	.667	0	3	3	2.7	3	0	4	1	2	3	15	18.3
vs Akron	11-21-14	*	29	6	9	.667	1	3	.333	2	2	1.000	3	5	8	4.0	1	0	9	3	2	1	15	17.5
vs Charlotte	11-23-14	*	30	4	12	.333	1	5	.200	4	5	.800	0	2	2	3.6	4	0	5	3	1	5	13	16.6
at Charlotte	11-25-14	*	37	5	12	.417	4	7	.571	0	1	.000	0	2	2	3.3	3	0	6	2	0	1	14	16.2
SOUTH ALABAMA	11-28-14	*	24	2	7	.286	1	2	.500	2	2	1.000	0	3	3	3.3	1	0	1	3	0	2	7	14.9
ILLINOIS	12-02-14	*	32	2	9	.222	1	5	.200	4	6	.667	0	6	6	3.6	2	0	5	3	0	3	9	14.1
GREEN BAY	12-06-14	*	35	2	15	.133	1	6	.167	7	8	.875	0	1	1	3.3	5	1	3	3	0	2	12	13.9
SAVANNAH STATE	12-08-14	*	29	4	12	.333	4	9	.444	5	5	1.000	0	1	1	3.1	1	0	4	3	1	2	17	14.2
EASTERN KENTUCKY	12-19-14	*	28	0	6	.000	0	5	.000	1	3	.333	1	0	1	2.9	3	0	2	2	0	2	1	13.0
vs Providence	12-22-14	*	38	6	15	.400	3	7	.429	4	4	1.000	0	2	2	2.8	3	0	4	3	0	2	19	13.5
CHARLESTON	12-30-14	*	23	5	9	.556	2	5	.400	3	6	.500	1	4	5	3.0	2	0	3	3	0	0	15	13.6
VIRGINIA	01-03-15	*	44	7	22	.318	1	7	.143	10	12	.833	2	2	4	3.1	5	1	7	1	0	1	25	14.4
BOSTON COLLEGE	01-10-15	*	33	6	14	.429	1	6	.167	4	4	1.000	0	4	4	3.1	3	0	3	1	0	0	17	14.6
at Duke	01-13-15	*	33	8	15	.533	4	6	.667	4	6	.667	0	4	4	3.2	4	0	5	2	1	5	24	15.2
at Notre Dame	1-17-15	*	31	1	10	.100	1	7	.143	1	2	.500	0	1	1	3.1	3	0	4	1	0	0	4	14.5
NC STATE	01-22-15	*	30	2	8	.250	2	5	.400	8	10	.800	0	0	0	2.9	2	0	6	3	1	1	14	14.5
at Syracuse	01-24-15	*	32	2	11	.182	2	9	.222	6	9	.667	0	0	0	2.7	4	0	8	2	0	4	12	14.4
GEORGIA TECH	01-28-15	*	15	0	8	.000	0	5	.000	0	0	.000	0	1	1	2.7	2	0	5	4	0	2	0	13.7



OMAR SHERMAN

Freshman | Forward | 6-8 | 260

22

Duncanville, Texas | Duncanville HS

"Omar has great hands and a great shooting touch, a beautiful jump hook inside and an outstanding 3-point shot." – Coach L

- Smooth-shooting lefty.
- Inside-outside player who can drain a three or drop a baby hook.
- Dropped 20 pounds and has added strength since arriving on UM campus summer of 2014.
- Max bench: 275, up 50 pounds since his arrival. 185 Bench: 13x.
- Easy-going, steady personality with no highs or lows emotionally.
- Will play the power forward, possibly the four on offense and five on defense.
- No. 10 recruit in Texas and No. 19 center in the country, according to ESPN.
- No. 20 power forward in the country by Scout.com, No. 94 player overall.
- Favorites: Food: Asian or steak. Movie: Friday. Pro athlete: Kobe Bryant and Kareem Abdul Jabbar. Quote: Hard work beats talent when talent fails to hard work. Subject in school: History. Ice cream flavor: Orange sherbet.
- Best advice received: If you don't fall, how are you going to know what getting up is like. Why UM: Great opportunity, atmosphere, tradition and culture. Started playing basketball: Age 3. Plays the trombone.

High School: Four-star prospect by ESPN and Scout.com ... No. 20 power forward in the country by Scout.com, No. 94 player overall ... No. 10 recruit in Texas and No. 19 center in the country, says ESPN ... Helped Duncanville to 20-12 season, and berth in the regional quarterfinals of the Texas UIL Boys State Basketball Championships ... Led team with 17.1 points per game and 8.4 rebounds per game ... Coached by Kenny Boren.

Personal: Born Omar Rivas Sherman on November 14, 1995 in Dallas, Texas ... Son of Maricela Herron and Alphonso Sherman ... Has seven siblings with three brothers: D'Anthony, Alphonso Jr., Ja'mall and four sisters: Monique, Antecia, Christina and Geneva ... Majoring in business marketing and entrepreneurship ... Played AAU with Deron Williams Elite ... Chose Miami over Wichita State, North Texas and Weber State ... Cousin to Mergerson basketball family: Laramie (Navy), Mariana (Texas), Veronica (UT Arlington) and Luke (Texas State/Mid-America Christian).

Sherman Season Highs

Points

Season: 13 (3x) last vs. Virginia, 01/03/15
ACC: 13, vs. Virginia, 01/03/15

Rebounds

Season: 7, vs. South Alabama, 11/28/14
ACC: 6, vs. Virginia, 01/03/15

Assists

Season: 2 (3x) last at Syracuse, 1/24/15
ACC: 2 (3x) last at Syracuse, 1/24/15

Steals

Season: 2, vs. Boston College, 1/10/15
ACC: 2, vs. Boston College, 1/10/15

Blocked Shots

Season: 3, vs. NC State, 1/22/15
ACC: 3, vs. NC State, 1/22/15

Field Goals

Season: 6, vs. South Alabama, 11/28/14
ACC: 5, vs. Virginia, 01/03/15

Field Goal Attempts

Season: 11, vs. South Alabama, 11/28/14
ACC: 10 (2x) last vs. NC State, 1/22/15

Free Throws

Season: 4, vs. Savannah State, 12/9/14
ACC:

Free Throw Attempts

Season: 5, vs. Savannah State, 12/9/14
ACC: 2, vs. Virginia, 01/03/15

3-Point Field Goals

Season: 3, vs. Virginia, 01/03/15
ACC: 3, vs. Virginia, 01/03/15

3-Point Field Goal Attempts

Season: 7, vs. Virginia, 01/03/15
ACC: 7, vs. Virginia, 01/03/15

Foul Disqualifications

Season:


Minutes

Season: 40, vs. Virginia, 01/03/15
ACC: 40, vs. Virginia, 01/03/15

SHERMAN CAREER STATISTICS

Season	GP	GS	Min.	Avg.	FG	FGA	Pct.	3-PTS	3FGA	Pct.	FT	FTA	Pct.	Off.	Def.	Tot.	Avg.	PF	FO	Ast.	TO	Blk	Stl	Scoring	Pts.	Avg.
2014-15	20	6	394	19.7	46	106	.434	19	56	.339	8	13	.615	16	44	60	3.0	38	0	13	5	11	5	119	6.0	

SHERMAN 2014-15			TOTAL				3-PTS			FREE THROWS			REBOUNDS																	
Opponent	Date	GS	Min	FG	FGA	Pct	3FG	FGA	Pct	FT	FTA	Pct	Off	Def	Tot	Avg	PF	FO	A	TO	Blk	Stl	Pts	Avg						
HOWARD	11-14-14		17	0	0	.000	0	0	.000	0	0	.000	1	4	5	5.0	3	0	0	0	0	1	0	0.0						
at Florida	11-17-14		20	3	4	.750	1	2	.500	1	1	1.000	0	4	4	4.5	1	0	1	0	1	0	8	4.0						
vs Drexel	11-20-14		22	3	10	.300	2	5	.400	0	0	.000	3	3	6	5.0	1	0	0	0	1	0	8	5.3						
vs Akron	11-21-14		24	5	7	.714	2	4	.500	1	1	1.000	0	4	4	4.8	0	0	1	0	0	0	13	7.3						
vs Charlotte	11-23-14		14	2	4	.500	0	2	.000	0	0	.000	1	2	3	4.4	2	0	0	0	0	0	4	6.6						
at Charlotte	11-25-14		20	3	7	.429	1	2	.500	0	0	.000	1	4	5	4.5	2	0	1	0	0	0	7	6.7						
SOUTH ALABAMA	11-28-14		20	6	11	.545	1	3	.333	0	0	.000	1	6	7	4.9	3	0	1	2	1	0	13	7.6						
ILLINOIS	12-02-14		18	1	6	.167	1	5	.200	2	2	1.000	0	1	1	4.4	3	0	1	0	1	0	5	7.3						
GREEN BAY	12-06-14		10	0	2	.000	0	0	.000	0	0	.000	3	1	4	4.3	0	0	0	1	2	0	0	6.4						
SAVANNAH STATE	12-08-14		14	1	1	1.000	0	0	.000	4	5	.800	0	1	1	4.0	1	0	0	0	0	0	6	6.4						
EASTERN KENTUCKY	12-19-14		4	0	1	.000	0	0	.000	0	0	.000	0	0	0	3.6	1	0	0	0	2	0	0	5.8						
vs Providence	12-22-14	*	19	3	7	.429	0	3	.000	0	2	.000	1	1	2	3.5	1	0	0	0	0	0	6	5.8						
CHARLESTON	12-30-14		21	2	5	.400	1	3	.333	0	0	.000	1	1	2	3.4	4	0	1	1	0	1	5	5.8						
VIRGINIA	01-03-15		40	5	10	.500	3	7	.429	0	2	.000	1	5	6	3.6	4	0	1	0	0	0	13	6.3						
BOSTON COLLEGE	01-10-15	*	28	2	5	.400	1	4	.250	0	0	.000	1	2	3	3.5	2	0	2	0	0	2	5	6.2						
at Duke	01-13-15	*	22	3	4	.750	2	3	.667	0	0	.000	0	1	1	3.4	3	0	0	0	0	0	8	6.3						
at Notre Dame	1-17-15		7	0	1	.000	0	1	.000	0	0	.000	0	1	1	3.2	0	0	0	0	0	0	0	5.9						
NC STATE	01-22-15	*	32	4	10	.400	2	5	.400	0	0	.000	1	1	2	3.2	2	0	2	0	3	0	10	6.2						
at Syracuse	01-24-15	*	24	3	6	.500	2	3	.667	0	0	.000	0	0	0	3.0	4	0	2	0	0	1	8	6.3						
GEORGIA TECH	01-28-15	*	18	0	5	.000	0	4	.000	0	0	.000	1	2	3	3.0	1	0	0	1	0	0	0	6.0						



JOE THOMAS

Graduate | Forward | 6-7 | 245

2

Miami, Fla. | Niagara | Miami Krop HS

- Strongest player on the current team and in program history for a Coach Larrañaga team. Bench 370 pounds on his first day, topping former record-holder Erik Swoope's 365 pounds.
- Coaches would like Thomas to model his game after Kenneth Faried with high energy, rebounding, screening and the dirty work.
- Scores primarily from dump offs and putbacks.
- Coachable player who works hard and is a hustle guy.
- Provides needed collegiate experience in the front court.
- Max bench: 375. 185 Bench: 23x.
- Played high school ball with teammate Angel Rodriguez at Miami Krop High School.
- Favorites: Food: Chicken alfredo. Movie: Antwone Fisher. Pro athlete: Charles Barkley and Scottie Pippen. Subject in school: Art. Ice cream flavor: Cookies and cream. Thing to do in Miami: Beach and fish. TV channel: Discovery.
- Why UM: Always wanted to be here, since I was a little kid. It's all about the U.

High School: Averaged 12 points, 10 rebounds and four assists as a senior ... Led Krop High School to the Florida Class 6A semifinals in 2010 ... Coached by Marcos "Shakey" Rodriguez.

Personal: Full name is Joseph Emory Thomas ... Born Sept. 6, 1991 in Miami, Fla. ... Son of Nicole Wells ... Has a brother, Tracelyn, and a sister, Kahaila ... Favorite athlete is Amar'e Stoudemire ... Earned degree in criminal justice from Niagara in May 2014 ... Pursuing a masters in community and social change at Miami ... Bench presses 370 pounds, topping former Canes record of 365 pounds, held by UM hooper turned Indianapolis Colt, Erik Swoope ... Student-Athlete Advisory Committee representative at UM.

2013-14				2012-13				2011-12			
Opposition	P	R	A	Opposition	P	R	A	Opposition	P	R	A
at Seton Hall	2	1	0	at Oregon State	4	4	1	Central Conn.	13	5	0
Buffalo	4	2	0	St. Francis (Pa.)	8	8	0	at Missouri	6	5	0
vs USC Upstate	4	1	0	Bucknell	6	5	0	vs South Dakota St.	2	2	0
vs Western Carolina	0	0	2	New Mexico State	0	1	0	at Mercer	3	3	1
at Kent State	2	0	1	vs St. Bonaventure	2	4	0	vs Sam Houston St.	6	1	0
at Penn	1	1	2	at Iona College	0	2	0	at Saint Francis	2	8	1
at Northwestern St.	2	2	1	at Central Michigan	4	3	0	Fairfield	2	6	0
at Arkansas State	0	0	0	at Loyola Maryland	4	5	0	Iona	2	3	1
Siena	4	7	1	Hartford	2	1	0	Buffalo	0	0	0
Saint Peter's	4	3	0	Vermont	0	0	0	at Hartford	5	8	1
Davidson	0	3	3	at Notre Dame	2	3	1	Drexel	4	5	0
St. Bonaventure	4	0	0	Marist	0	0	0	at Quinnipiac	0	2	0
Brown	4	7	0	at Brown	0	1	0	UMBC	4	3	1
at Rider University	13	11	0	at Saint Peter's	0	0	0	St. Bonaventure	4	4	1
at Iona College	4	3	1	at Fairfield	5	2	0	at Loyola Maryland	2	3	0
Monmouth	0	3	0	Siena	0	3	0	at Iona College	2	5	0
Rider	6	7	0	Manhattan	0	0	0	at Siena	0	0	0
at Fairfield	4	2	0	at Siena	2	2	0	Saint Peter's	2	8	1
at Quinnipiac	0	1	0	Loyola	2	3	0	Marist	0	3	0
at Canisius	2	2	0	at Rider	4	2	0	at Canisius	6	8	1
Marist	7	3	0	at Marist	0	0	0	at Manhattan	2	6	0
at Siena	0	1	0	at Manhattan	3	0	0	Loyola	6	5	0
at Marist	4	4	1	Northwestern State	2	1	0	Manhattan	1	4	0
Iona	6	2	1	Rider	7	6	0	at Fairfield	2	0	0
Manhattan	4	2	0	Saint Peter's	4	3	0	at Rider	0	1	0
Canisius	0	2	0	vs Siena	6	3	0	Siena	0	1	0
at Manhattan	0	1	0	vs Iona	0	1	0	Rider	2	1	0
Fairfield	2	3	1	Maryland	0	4	2	Canisius	2	6	0
Quinnipiac	12	4	0					at Vermont	3	1	1
at Monmouth	2	1	0					at Saint Peter's	5	3	0
at Saint Peter's	9	4	0					at Marist	2	3	0
vs Marist	0	1	0					vs Canisius	15	6	0
vs Quinnipiac	5	3	0					Loyola	9	2	1

Thomas Season / Career Highs

Points

Season: 4 (2x) last vs. Green Bay, 12/6/14
Career: 15 vs. Canisius, 3/2/12
ACC: 2 (2x) last vs. Georgia Tech, 1/28/15

Rebounds

Season: 13, vs. Green Bay, 12/6/14
Career: 13, vs. Green Bay, 12/6/14
ACC: 5, at Duke, 1/13/15

Assists

Season: 2, (2x) last vs. Green Bay, 12/6/14
Career: 3, vs. Davidson, 12/11/13
ACC: 1, vs. Georgia Tech, 1/28/15

Steals

Season: 3, vs. Savannah State, 12/9/14
Career: 3, vs. Savannah State, 12/9/14
ACC:

Blocked Shots

Season: 2, vs. Howard, 11/14/14
Career: 4 vs. Siena, 12/6/13
ACC:

Field Goals

Season: 2 (2x) last vs. Green Bay, 12/6/14
Career: 6 (3x), last vs. Quinnipiac, 2/2/14
ACC: 1 (2x) last vs. Georgia Tech, 1/28/15

Field Goal Attempts

Season: 3 (2x) last vs. Green Bay, 12/6/14
Career: 9 (2x), last vs. Quinnipiac, 2/2/14
ACC: 1 (3x) last vs. Georgia Tech, 1/28/15

Free Throws

Season: 2, vs. Illinois, 12/2/14
Career: 3 (2x) last vs. Canisius, 3/2/12
ACC:

Free Throw Attempts

Season: 2 (5x), last vs. Savannah State, 12/9/14
Career: 6 vs. Canisius, 3/2/12
ACC: 1, vs. Georgia Tech, 1/28/15

3-Point Field Goals

Season:

Career:

ACC:

3-Point Field Goal Attempts

Season:

Career:

ACC:

Foul Disqualifications

Season:

Career: 8 total

ACC:

Minutes

Season: 27, vs. Howard, 11/14/14

Career: 33 vs. Canisius, 3/2/12


ACC: 10, at Duke, 1/13/15

THOMAS CAREER STATISTICS

Niagara	GP	GS	Min.	Avg.	FG	FGA	Pct.	FG	FGA	Pct.	FT	FTA	Pct.	Off.	Def.	Tot.	Avg.	PF	FO	Ast.	TO	Blk	Stl	Pts.	Avg.
2011-12	33	4	507	15.4	51	95	.537	0	0	.000	12	31	.387	56	65	121	3.7	86	4	10	28	26	15	114	3.5
2012-13	28	8	263	9.4	31	52	.596	0	0	.000	5	19	.263	28	39	67	2.4	52	1	4	12	15	7	67	2.4
2013-14	33	10	452	13.7	51	93	.548	0	0	.000	9	35	.257	37	50	87	2.6	80	3	14	23	27	7	111	3.4
TOTAL	94	22	1222	13.0	133	240	.554	0	0	.000	26	85	.306	121	154	275	2.9	218	8	28	63	68	29	292	3.1

Miami	GP	GS	Min.	Avg.	FG	FGA	Pct.	FG	FGA	Pct.	FT	FTA	Pct.	Off.	Def.	Tot.	Avg.	PF	FO	Ast.	TO	Blk	Stl	Pts.	Avg.
2014-15	18	13	231	12.8	11	21	.524	0	0	.000	3	13	.231	21	28	49	2.7	19	0	7	5	3	5	25	1.4

THOMAS 2014-15				TOTAL			3-PTS			FREE THROWS			REBOUNDS				PF	FO	A	TO	Blk	Stl	Pts	Avg
Opponent	Date	GS	Min	FG	FGA	Pct	3FG	FGA	Pct	FT	FTA	Pct	Off	Def	Tot	Avg								
HOWARD	11-14-14	*	27	2	2	1.000	0	0	.000	0	1	.000	3	2	5	5.0	1	0	0	2	2	1	4	4.0
at Florida	11-17-14	*	10	0	0	.000	0	0	.000	0	0	.000	0	0	0	2.5	0	0	0	0	0	0	0	2.0
vs Drexel	11-20-14	*	21	1	3	.333	0	0	.000	0	0	.000	0	3	3	2.7	2	0	0	0	0	0	2	2.0
vs Akron	11-21-14	*	12	1	1	1.000	0	0	.000	0	2	.000	0	2	2	2.5	3	0	0	0	0	0	2	2.0
vs Charlotte	11-23-14	*	11	0	1	.000	0	0	.000	0	0	.000	2	1	3	2.6	0	0	2	0	0	1	0	1.6
at Charlotte	11-25-14	*	13	0	0	.000	0	0	.000	0	0	.000	0	0	0	2.2	1	0	0	1	0	0	0	1.3
SOUTH ALABAMA	11-28-14	*	13	1	1	1.000	0	0	.000	0	2	.000	1	1	2	2.1	1	0	1	0	0	0	2	1.4
ILLINOIS	12-02-14	*	11	0	1	.000	0	0	.000	2	2	1.000	0	0	0	1.9	0	0	0	0	0	0	2	1.5
GREEN BAY	12-06-14	*	19	2	3	.667	0	0	.000	0	2	.000	4	9	13	3.1	2	0	2	0	1	0	4	1.8
SAVANNAH STATE	12-08-14	*	23	0	1	.000	0	0	.000	1	2	.500	2	4	6	3.4	2	0	0	0	0	3	1	1.7
EASTERN KENTUCKY	12-19-14	*	20	1	2	.500	0	0	.000	0	1	.000	1	1	2	3.3	0	0	0	2	0	0	2	1.7
vs Providence	12-22-14	*	10	1	1	1.000	0	0	.000	0	0	.000	1	1	2	3.2	0	0	1	0	0	0	2	1.8
CHARLESTON	12-30-14	*	12	0	2	.000	0	0	.000	0	0	.000	2	0	2	3.1	0	0	0	0	0	0	0	1.6
VIRGINIA	01-03-15	*	9	1	1	1.000	0	0	.000	0	0	.000	2	0	2	3.0	3	0	0	0	0	0	2	1.6
BOSTON COLLEGE	01-10-15	*	1	0	0	.000	0	0	.000	0	0	.000	0	0	0	2.8	0	0	0	0	0	0	0	1.5
at Duke	01-13-15	*	10	0	1	.000	0	0	.000	0	0	.000	1	4	5	2.9	1	0	0	0	0	0	0	1.4
at Notre Dame	1-17-15	*	1	0	0	.000	0	0	.000	0	0	.000	0	0	0	2.8	1	0	0	0	0	0	0	1.4
GEORGIA TECH	01-28-15	*	8	1	1	1.000	0	0	.000	0	1	.000	2	0	2	2.7	2	0	1	0	0	0	2	1.4



MIKE FERNANDEZ

Sophomore | Guard | 6-1 | 190

11

Coral Gables, Fla. | Belen Jesuit

- Local Coral Gables product. Walk on.
- Hard working. Plays hard on defense in practice, making others better.
- Dedicated to improving his game.
- Tremendous increase in strength since arriving in 2013.
- Max bench: 300, up 95 pounds since his arrival.
- Cuban descent. First language is Spanish.
- Despite an offer from Cornell, stayed in Miami to be close to cousin who has leukemia.
- Favorites: Food: Cuban. Cuban dish: Vaca frita (crispy beef), arroz con frijoles (rice and beans) y tres leches (three milks dessert). Movies: Godfather and Will Ferrell movies. Book: Mediations by Marcu Aurelius. Athlete: Rudy Garcia-Tolson (Paralympic runner). Quote: "Ubuntu" – Nguni Bantu African for I am because we are. Ice cream flavor: Fish Food.
- Ideal profession: Business magnate and investor. Best piece of advice: Never take no for an answer. Started playing basketball: Fifth grade. Why UM: Why not?

2013-14			
Opposition	P	R	A
Texas Southern	0	0	0
Loyola	0	0	0
Boston College	0	0	0

Fernandez Career Highs


Points

Season: 2, vs. Howard, 11/14/14

As a Freshman (2013-14): Walk on ... Played in three games, including one ACC game against Boston College (2/22) ... Season highs: 2 minutes vs. Loyola 12/30.

High School: All-Dade county team honorable mention two years ... Dade vs. Palm Beach County all-star game ... Averaged 8.0 ppg senior year ... Hit 40 percent of field goals senior year ... Three-year varsity letterman ... Two-year starter at guard ... Coached by Jose Roca ... Honor roll ... Played water polo, winning second place at state ... Also on track team.

Personal: Born Michael Brandon Fernandez April 5, 1995 ... Son of Ilena and Joaquin Novoa and Mike and Constance Fernandez ... Brother to George, Alexander, Cristofer and Michelle Fernandez, and Joaquin Novoa ... Majoring in finance ... First language is Spanish ... Played AAU for Gold Coast: Team Miami ... Recruited by Cornell University.



CHRIS STOWELL

Freshman | Forward | 6-7 | 190

35


Exeter, N.H. | Tilton School (N.H.) | Exeter HS

- Last name is pronounced stole.
- Walk on from New Hampshire who played postgraduate year at Tilton School.
- Foote Fellow at UM - a program that is offered to a select number of incoming freshmen who have a record of curricular and co-curricular distinction in high school and exhibit an interest in and capacity for independent and self-motivated learning.
- Good athleticism and is improving his strength.
- Max bench: 260, up 70 pounds since his arrival. 185 Bench: 11x.
- Looking to expand his offensive game to shoot 3-pointers.
- Brother, Bill, played basketball at Plymouth State University.
- Speaks English, Spanish, some Italian, a little Russian, and is learning Chinese and Hebrew.
- Favorites: Food: Pasta with Italian meatballs. Movie: Transformers and Hoosiers. Book: Mind Gym by Gary Mack. Pro athlete: Derek Jeter. Quote: Winners never quit and quitters never win. Actor: Mark Harmon. Subject in school: Math. Ice cream flavor: Peanut butter. Cuban dish: Dulce de leche (caramel dessert).
- Biggest fear: Clowns. Ideal profession: Entrepreneur. Why UM: Best combination of academics and athletics. Started playing basketball: Age 4.


Tilton School : During post graduate year in 2013-14, won postseason coaches award ... Coached by Marcus O'Neil ... Honor roll.

Exeter High School: Helped Blue Hawks to state playoffs in both the 2011-12 and 2012-13 seasons ... Reached quarter-finals senior year ... In 2012-13 assisted team to championship game of the 50th Annual Queen City Invitational by scoring 10 points and going 6-for-6 from line in semi-final game ... Coached by Jeff Holmes at Exeter ... Twice earned scholar-athlete award ... Honor roll.

Personal: Born Christopher Michael Stowell on Dec. 29, 1994 in Exeter, N.H. ... Last name is pronounced Stoll ... Son of Bill and Maria ... Brother to Bill, Jr., who played basketball at Plymouth State University ... One of 560 students (out of 10,000 undergrads) to be named a Foote Fellow at UM - a program that is offered to select incoming freshmen who have a record of curricular and co-curricular distinction in high school and exhibit an interest in and capacity for independent and self-motivated learning ... Student-Athlete Advisory Committee representative at UM.




1
DEANDRE BURNETT
Rfr. | G | 6-2 | 195
Miami, Fla. | Carol City HS




33
IVAN CRUZ UCEDA
Jr. | F | 6-10 | 237
Madrid, Spain | Harcum College (Pa.)



11
MIKE FERNANDEZ
So. | G | 6-1 | 190
Coral Gables, Fla. | Belen Jesuit



23
TONYE JEKIRI
Jr. | C | 7-0 | 244
Hialeah, Fla. | Champagnat Catholic




20
MANU LECOMTE
So. | G | 5-11 | 170
Brussels, Belgium | Athene des Pagodes




10
SHELDON McCLELLAN
Rjr. | G | 6-5 | 205
Houston, Texas | Texas | Bellaire



21
KAMARI MURPHY
Jr. | F | 6-9 | 216
Brooklyn, N.Y. | Oklahoma St | IMG | Lincoln HS




0
JA'QUAN NEWTON
Fr. | G | 6-2 | 185
Philadelphia, Pa. | Neumann-Goretti



12
JAMES PALMER
Fr. | G | 6-5 | 200
Washington, D.C. | St. John's College HS




5
DAVON REED
So. | G | 6-6 | 208
Ewing, N.J. | Princeton Day




13
ANGEL RODRIGUEZ
Rjr. | G | 5-11 | 180
San Juan, P.R. | Kansas State | Miami Krop



22
OMAR SHERMAN
Fr. | F | 6-8 | 260
Duncanville, Texas | Duncanville HS



35
CHRIS STOWELL
Fr. | F | 6-7 | 190
Exeter, N.H. | Tilton School | Exeter HS



2
JOE THOMAS
Gr. | F | 6-7 | 245
Miami, Fla. | Niagara | Miami Krop HS



JIM LARRAÑAGA
Head Coach



ERIC KONKOL
Assistant Coach



MICHAEL HUGER
Assistant Coach



CHRIS CAPUTO
Assistant Coach



ADAM FISHER
Director of Operations

2014-15 Miami Men's Basketball
Miami Combined Team Statistics (as of Jan 28, 2015)
Conference games

RECORD:	OVERALL	HOME	AWAY	NEUTRAL
ALL GAMES	4-3	2-2	2-1	0-0
CONFERENCE	4-3	2-2	2-1	0-0
NON-CONFERENCE	0-0	0-0	0-0	0-0

#	Player	gp-gs	min	avg	Total		3-Point		F-Throw		Rebounds								a	to	blk	stl	pts	avg
					fg-fga	fg%	3fg-fga	3fg%	ft-fa	ft%	off	def	tot	avg	pf	dq								
13	Angel Rodriguez	7-7	218	31.1	26-88	.295	11-45	.244	33-43	.767	2	12	14	2.0	23	1	38	14	2	13	96	13.7		
10	Sheldon McClellan	7-7	242	34.6	29-68	.426	7-29	.241	22-25	.880	5	29	34	4.9	8	0	9	9	2	7	87	12.4		
23	Tonye Jekiri	7-7	234	33.4	28-48	.583	0-0	.000	15-22	.682	22	62	84	12.0	22	1	4	9	8	8	71	10.1		
20	Manu Lecomte	7-1	125	17.9	14-41	.341	8-18	.444	10-11	.909	1	3	4	0.6	6	0	11	4	0	5	46	6.6		
22	Omar Sherman	7-5	171	24.4	17-41	.415	10-27	.370	0-2	.000	4	12	16	2.3	16	0	7	1	3	3	44	6.3		
05	Davon Reed	7-4	163	23.3	16-26	.615	11-15	.733	1-2	.500	2	15	17	2.4	16	1	9	4	3	3	44	6.3		
01	Deandre Burnett	5-3	78	15.6	8-23	.348	4-14	.286	3-6	.500	0	3	3	0.6	7	0	2	5	1	0	23	4.6		
00	Ja'Quan Newton	6-0	64	10.7	10-19	.526	1-2	.500	5-9	.556	3	2	5	0.8	8	0	10	8	1	1	26	4.3		
12	James Palmer	7-0	76	10.9	10-19	.526	4-11	.364	4-6	.667	0	6	6	0.9	3	0	2	2	0	0	28	4.0		
33	Ivan CruzUceda	4-0	50	12.5	5-14	.357	2-9	.222	0-0	.000	1	10	11	2.8	2	0	2	4	0	0	12	3.0		
02	Joe Thomas	5-1	29	5.8	2-3	.667	0-0	.000	0-1	.000	5	4	9	1.8	7	0	1	0	0	0	4	0.8		
Team											11	17	28					3						
Total.....		7	1450		165-390	.423	58-170	.341	93-127	.732	56	175	231	33.0	118	3	95	63	20	40	481	68.7		
Opponents.....		7	1451		178-389	.458	47-133	.353	83-128	.648	61	191	252	36.0	121	3	97	71	24	29	486	69.4		

TEAM STATISTICS	UM	OPP
SCORING	481	486
Points per game	68.7	69.4
Scoring margin	-0.7	-
FIELD GOALS-ATT	165-390	178-389
Field goal pct	.423	.458
3 POINT FG-ATT	58-170	47-133
3-point FG pct	.341	.353
3-pt FG made per game	8.3	6.7
FREE THROWS-ATT	93-127	83-128
Free throw pct	.732	.648
F-Throws made per game	13.3	11.9
REBOUNDS	231	252
Rebounds per game	33.0	36.0
Rebounding margin	-3.0	-
ASSISTS	95	97
Assists per game	13.6	13.9
TURNOVERS	63	71
Turnovers per game	9.0	10.1
Turnover margin	+1.1	-
Assist/turnover ratio	1.5	1.4
STEALS	40	29
Steals per game	5.7	4.1
BLOCKS	20	24
Blocks per game	2.9	3.4
ATTENDANCE	23572	49140
Home games-Avg/Game	4-5893	3-16380
Neutral site-Avg/Game	-	0-0

Date	Opponent		Score	Att.
* 01-03-15	VIRGINIA	Lo2	80-89	5377
* 01-10-15	BOSTON COLLEGE	W	60-56	6608
* 01-13-15	at Duke	W	90-74	9314
* 01-17-15	at Notre Dame	L	70-75	9149
* 01-22-15	NC STATE	W	65-60	6556
* 01-24-15	at Syracuse	W	66-62	30677
* 01-28-15	GEORGIA TECH	L	50-70	5031

& = Gildan Charleston Classic, S.C.

% = ACC-Big Ten Challenge

^ = Brooklyn Holiday Hoops Invitational, N.Y.

* = Conference game

Score by Periods	1st	2nd	OT	OT2	Totals
Miami	191	273	8	9	481
Opponents	216	244	8	18	486

2014-15 Miami Men's Basketball
Miami Combined Team Statistics (as of Jan 28, 2015)
All games

RECORD:	OVERALL	HOME	AWAY	NEUTRAL
ALL GAMES	14-6	7-4	4-1	3-1
CONFERENCE	4-3	2-2	2-1	0-0
NON-CONFERENCE	10-3	5-2	2-0	3-1

#	Player	gp-gs	min	avg	Total		3-Point		F-Throw		Rebounds								a	to	blk	stl	pts	avg
					fg-fga	fg%	3fg-fga	3fg%	ft-fa	ft%	off	def	tot	avg	pf	dq								
10	Sheldon McClellan	20-20	658	32.9	106-208	.510	25-73	.342	54-66	.818	20	85	105	5.3	34	0	38	30	2	19	291	14.6		
13	Angel Rodriguez	20-20	616	30.8	78-232	.336	40-119	.336	77-102	.755	8	45	53	2.7	51	2	92	48	9	43	273	13.7		
20	Manu Lecomte	20-14	488	24.4	61-138	.442	34-77	.442	23-26	.885	8	19	27	1.4	28	0	36	20	0	12	179	9.0		
23	Tonye Jekiri	20-20	605	30.3	65-120	.542	0-0	.000	37-51	.725	57	148	205	10.3	63	3	29	29	31	13	167	8.4		
01	Deandre Burnett	14-3	250	17.9	36-100	.360	17-56	.304	18-28	.643	8	28	36	2.6	13	0	7	12	3	6	107	7.6		
22	Omar Sherman	20-6	394	19.7	46-106	.434	19-56	.339	8-13	.615	16	44	60	3.0	38	0	13	5	11	5	119	6.0		
05	Davon Reed	12-4	231	19.3	19-37	.514	12-21	.571	6-7	.857	6	23	29	2.4	25	1	16	8	4	6	56	4.7		
12	James Palmer	20-0	296	14.8	33-70	.471	15-39	.385	5-11	.455	5	18	23	1.2	14	0	15	18	5	3	86	4.3		
00	Ja'Quan Newton	19-0	223	11.7	22-46	.478	1-3	.333	26-40	.650	5	10	15	0.8	19	0	25	18	2	6	71	3.7		
33	Ivan CruzUceda	4-0	50	12.5	5-14	.357	2-9	.222	0-0	.000	1	10	11	2.8	2	0	2	4	0	0	12	3.0		
02	Joe Thomas	18-13	231	12.8	11-21	.524	0-0	.000	3-13	.231	21	28	49	2.7	19	0	7	5	3	5	25	1.4		
11	Mike Fernandez	2-0	4	2.0	1-1	1.000	0-0	.000	0-0	.000	0	0	0	0.0	0	0	0	0	0	0	2	1.0		
35	Chris Stowell	2-0	4	2.0	0-1	.000	0-0	.000	0-0	.000	0	0	0	0.0	1	0	1	0	0	0	0	0.0		
Team											32	46	78				7							
Total.....		20	4050		483-1094	.442	165-453	.364	257-357	.720	187	504	691	34.5	307	6	281	204	70	118	1388	69.4		
Opponents.....		20	4051		479-1140	.420	123-377	.326	181-290	.624	219	490	709	35.5	348	7	243	228	64	101	1262	63.1		

TEAM STATISTICS	UM	OPP
SCORING	1388	1262
Points per game	69.4	63.1
Scoring margin	+6.3	-
FIELD GOALS-ATT	483-1094	479-1140
Field goal pct	.442	.420
3 POINT FG-ATT	165-453	123-377
3-point FG pct	.364	.326
3-pt FG made per game	8.3	6.2
FREE THROWS-ATT	257-357	181-290
Free throw pct	.720	.624
F-Throws made per game	12.9	9.1
REBOUNDS	691	709
Rebounds per game	34.5	35.5
Rebounding margin	-0.9	-
ASSISTS	281	243
Assists per game	14.1	12.2
TURNOVERS	204	228
Turnovers per game	10.2	11.4
Turnover margin	+1.2	-
Assist/turnover ratio	1.4	1.1
STEALS	118	101
Steals per game	5.9	5.1
BLOCKS	70	64
Blocks per game	3.5	3.2
ATTENDANCE	56650	77496
Home games-Avg/Game	11-5150	5-13492
Neutral site-Avg/Game	-	4-2509

Date	Opponent	Score	Att.
11-14-14	HOWARD	w 84-49	4544
11-17-14	at Florida	w 69-67	11156
& 11-20-14	vs Drexel	w 66-46	1131
& 11-21-14	vs Akron	w 79-51	855
& 11-23-14	vs Charlotte	w 77-58	1532
11-25-14	at Charlotte	w 77-74	7163
11-28-14	SOUTH ALABAMA	w 87-75	4267
% 12-02-14	ILLINOIS	w 70-61	6086
12-06-14	GREEN BAY	L 55-68	4735
12-08-14	SAVANNAH STATE	w 70-39	4274
12-19-14	EASTERN KENTUCKY	L 44-72	4467
^ 12-22-14	vs Providence	L 62-76	6519
12-30-14	CO. OF CHARLESTON	w 67-40	4705
* 01-03-15	VIRGINIA	Lo2 80-89	5377
* 01-10-15	BOSTON COLLEGE	w 60-56	6608
* 01-13-15	at Duke	w 90-74	9314
* 01-17-15	at Notre Dame	L 70-75	9149
* 01-22-15	NC STATE	w 65-60	6556
* 01-24-15	at Syracuse	w 66-62	30677
* 01-28-15	GEORGIA TECH	L 50-70	5031

& = Gildan Charleston Classic, S.C.

% = ACC-Big Ten Challenge

^ = Brooklyn Holiday Hoops Invitational, N.Y.

* = Conference game

Score by Periods	1st	2nd	OT	OT2	Totals
Miami	623	748	8	9	1388
Opponents	553	683	8	18	1262