



CONTACT: Amy (Woodruff) LaBrie, Associate Communications Director  
 O: (305) 284-3241 | C: (813) 410-1194  
 A.Woodruff@miami.edu | @CanesHoops

2014-15 SCHEDULE

DATE	OPPONENT	TV	TIME/SCORE
Nov. 6	Eckerd College (exh.)	HurricaneSports.com	W, 74-58
Nov. 14	[RV] Howard	ESPN3	W, 84-49
Nov. 17	[RV] at No. 8/7 Florida	ESPNU	W, 69-67
Nov. 20	[-/RV] vs. Drexel &	ESPNU	W, 66-46
Nov. 21	[-/RV] vs. Akron &	ESPNU	W, 79-51
Nov. 23	[-/RV] vs. Charlotte &	ESPN2	W, 77-58
Nov. 25	[17/20] at Charlotte &	FSN	W, 77-74
Nov. 28	[17/20] South Alabama	ESPN3	W, 87-75
Dec. 2	[15] No. 24/25 Illinois !	ESPN2	W, 70-61
Dec. 6	[15] Green Bay	ESPN3	L, 55-68
Dec. 8	[20/21] Savannah State	ESPN3	W, 70-39
Dec. 19	[18/19] Eastern Kentucky	ESPN3	L, 44-72
Dec. 22	[RV/RV] vs. Providence ^	FOX Sports 1	L, 76-62
Dec. 30	College of Charleston	ESPN3	W, 67-40
Jan. 3	No. 3 Virginia *	ESPN2	L, 80-89 (20T)
Jan. 10	Boston College *	RSN	W, 60-56
Jan. 13	at No. 4 Duke *	ESPN2	W, 90-74
Jan. 17	at No. 12 Notre Dame *	ESPN2	L, 70-75
Jan. 22	[RV/RV] -/RV NC State *	ACCN	W, 65-60
Jan. 24	[RV/RV] at Syracuse *	ESPN2	W, 66-62
Jan. 28	[23] Georgia Tech *	RSN	L, 50-70
Feb. 1	[23] at Florida State *	ESPNU	L, 54-55
Feb. 3	No. 9/8 Louisville *	ACCN	L, 55-63
Feb. 8	Clemson *	ESPNU	W, 56-45
Feb. 11	at Wake Forest *	RSN	L, 70-72
Feb. 15	at Boston College *	ESPNU	W, 89-86 (20T)
Feb. 18	Virginia Tech *	RSN	W, 76-52
Feb. 21	at No. 12 Louisville *	ESPN	L, 53-55
Feb. 25	Florida State *	RSN	W, 81-77
Feb. 28	No. 15/18 North Carolina *	CBS	L, 64-73
March 4	at Pittsburgh *	RSN	W, 67-63
March 7	at Virginia Tech *	RSN	W, 82-61
<b>ACC Tournament, Greensboro (N.C.) Coliseum</b>			
March 11	vs. Virginia Tech	ESPN2 / ACCN/E3	W, 59-49
March 12	vs. No. 11/9 Notre Dame	ESPN/ACCN	L, 63-70
<b>National Invitation Tournament</b>			
March 17	vs. No. 7 NC Central	ESPN2	W, 75-71
March 21	vs. No. 6 Alabama	ESPN	W, 73-66
March 24	at No. 1 Richmond	ESPN	7 p.m.

All home games are played at the BankUnited Center  
 Game times are ET and subject to change  
 [ ] Miami's/USA TODAY Ranking \* ACC game  
 ! ACC/Big Ten Challenge Presented by DICK'S Sporting Goods & Gildan Charleston Classic, S.C.  
 ^ Brooklyn Hoops Holiday Invitational, Bardays Center, N.Y.  
 ACCN - ACC Network RSN - Regional Sports Network  
 All games can be heard on WQAM 560 and Canes All Access on HurricaneSports.com

SOCIAL MEDIA

Website: HurricaneSports.com  
 Twitter, Instagram, Facebook: @CanesHoops

MIAMI MEDIA GUIDE

Miami did not print media guides again this season.  
 The Canes' stats, notes and almanac are online at:  
<http://gocan.es/mbbnotes>.

#2 	#1 
<b>2014-15</b>	
<b>MIAMI</b> HURRICANES (23-12, 10-8)	<b>RICHMOND</b> SPIDERS (21-13, 12-6)
<b>LEADERS</b> <b>Points per Game</b> Sheldon McClellan, 14.3 Angel Rodriguez, 11.9	<b>LEADERS</b> <b>Points per Game</b> Kendall Anthony, 16.6 Terry Allen, 12.8
<b>Rebounds per Game</b> Tonye Jekiri, 10.1	<b>Rebounds per Game</b> Terry Allen, 6.5
<b>Assists per Game</b> Angel Rodriguez, 3.9	<b>Assists per Game</b> ShawnDre' Jones, 2.5

SETTING THE SCENE

March 24, 2015 | 7 p.m.  
 Robins Center | Richmond, Va.

TV: ESPN  
 Radio: 560 WQAM | 90.5 WVUM  
 Web: ESPN3

After leading Miami to the 2013 NCAA Sweet 16 and winning the school's first ACC regular season and tournament championships, **Jim Larrañaga** was honored as the AP, Naismith, USBWA Henry Iba, Adolph Rupp Cup and ACC Coach of the Year. The Bronx, N.Y., native helped Miami to a No. 2 national ranking by both the AP and USA TODAY, and a No. 2 seed in the NCAA Tournament.



THE GAME

Second-seeded Miami travels to No. 1 seed Richmond in the quarterfinals of the National Invitation Tournament on March 24 at 7 p.m. in the Robins Center in Virginia.

THE SERIES

This is the first matchup between Miami and Richmond. Coach Larrañaga is 4-5 all-time vs. the Spiders.

THE BROADCASTS

Catch the game on ESPN with Mark Jones and Dan Dakich making the call. Also tune in to the game on 560 WQAM Radio with Joe Zagacki, the Voice of the Hurricanes, and 90.5 WVUM, Miami's student station.

THE COACH

Head coach Jim Larrañaga has a 559-382 overall record in his 31st season as a head coach. He is 89-48 in his fourth season at the University of Miami, with a 41-29 mark in ACC play.

THE POLLS

AP: Miami - NR; Richmond - NR  
 KenPom.com: Miami - 56; Richmond - 53  
 USA TODAY: Miami - NR; Richmond - NR  
 NCAA RPI: Miami - 65; Richmond - 56

THE WEATHER

Projected temperatures on game day: Coral Gables - 85/69. Richmond, Va. - 55/35.

THE NIT

Of the 32 teams in the 2015 NIT field, Arizona State and Illinois State have 12 appearances without making an NIT semifinal appearance. Miami is close behind with 11, and UTEP trails with 10. In Larrañaga's 31 years as a head coach, he has never coached a game in Madison Square Garden. He played in the World's Most Famous Arena multiple times while at Providence, and was an assistant coach for Virginia when the Cavaliers won the NIT in 1980. Larrañaga's final collegiate game as a Friar was played against UNC in 1971, an 86-79 loss for PC in the NIT Elite 8.

2014-15 ROSTER

NAME	POS.	HT.	WT.	YR.	HOMETOWN   PREVIOUS SCHOOL (S)
<b>0 Ja'Quan Newton</b>	<b>G</b>	<b>6-2</b>	<b>185</b>	<b>Fr.</b>	<b>Philadelphia, Pa. / Neumann-Goretti HS</b> Last 3 ACC: 7.3 ppg, 2.7 apg, 2.7rpg ... Career marks at ND: 16 pts, 5 ast ... Leading scorer (1,972 p) in Philadelphia Catholic School League.
<b>1 Deandre Burnett</b>	<b>G</b>	<b>6-2</b>	<b>195</b>	<b>RFr.</b>	<b>Miami, Fla. / Massanutten Military (Va.) / Carol City HS</b> 9.8 ppg in last 4 games ... 8.0 ppg in ACC Tourney ... 13 pts, 3 rebs off the bench vs. Ala. ... Third in nation in scoring as HS senior (37 ppg).
<b>2 Joe Thomas</b>	<b>F</b>	<b>6-7</b>	<b>245</b>	<b>Gr.</b>	<b>Miami, Fla. / Niagara / Dr. Krop HS</b> ACC-best 5 rebounds at Duke, 4 pts at FSU ... Played HS ball with Angel Rodriguez ... Only senior or graduate on the team.
<b>5 Davon Reed</b>	<b>G</b>	<b>6-6</b>	<b>208</b>	<b>So.</b>	<b>Ewing, N.J. / Princeton Day School (N.J.)</b> 15p, 8r, 3r vs. Alabama ... Started 7-7 FG and 3-3 3FG at Pitt ... 18p, 8r vs. FSU Feb. 25 ... Notched 19p, 5r, 2s against Louisville (Feb. 3).
<b>10 Sheldon McClellan</b>	<b>G</b>	<b>6-5</b>	<b>205</b>	<b>RJr.</b>	<b>Houston, Texas / Texas / Bellaire</b> 28 games with 10+ points ... 13.0 ppg, 5.5 rpg, 2.0 spg at ACCT ... 20+ pts at BC, vs. VT, at Pitt, at Charlotte ... 16p, 10r at NCST.
<b>11 Mike Fernandez</b>	<b>G</b>	<b>6-1</b>	<b>190</b>	<b>So.</b>	<b>Coral Gables, Fla. / Belen Jesuit</b> Walk-on ... Scored first collegiate points (2) Nov. 14 against Howard ... All-Dade County honorable mention two seasons.
<b>12 James Palmer</b>	<b>G</b>	<b>6-5</b>	<b>200</b>	<b>Fr.</b>	<b>Washington, D.C. / St. John's College HS</b> 5-5 from 3-point, 2-2 FT at VT for 17 points on March 7 ... Can play positions 1-4 ... No. 1 player in D.C. region by ESPN.
<b>13 Angel Rodriguez</b>	<b>G</b>	<b>5-11</b>	<b>180</b>	<b>RJr.</b>	<b>Cupey, P.R. / Kansas State / Dr. Krop HS</b> Injured R wrist vs. FSU ... 25pts, 5a, 3s vs. Florida State ... Avg. 24.3 ppg, 5.0g, 3.0 spg in 3 games against Top 8 teams (UF, UVA., Duke).
<b>20 Manu Lecomte</b>	<b>G</b>	<b>5-11</b>	<b>170</b>	<b>So.</b>	<b>Brussels, Belgium / Athene des Pagodes</b> 35p, 6a last 2 games ... 23 pts at N. Duke, 10-11 FT ... 5-6 from 3-point at VT ... FIBA U20 Division B 2014 All-Tourney Team for Belgium.
<b>22 Omar Sherman</b>	<b>F</b>	<b>6-8</b>	<b>260</b>	<b>Fr.</b>	<b>Duncanville, Texas / Duncanville HS</b> 13 points vs. Virginia with 3 from 3-point ... Hit 3-pointer in 9 ACC games ... Smooth-shooting lefty ... Dropped 20 lbs since June arrival.
<b>23 Tonye Jekiri</b>	<b>C</b>	<b>7-0</b>	<b>244</b>	<b>Jr.</b>	<b>Hialeah, Fla. / Champagnat Catholic / Port Harcourt, Nigeria</b> Led ACC with 10.9 rpg ... 15+ reb in 6 ACC games ... 10p, 10r at Duke ... 13p, 15r at Louisville ... Only returner from 2013 ACC Championship.
<b>33 Ivan Cruz Uceda</b>	<b>F</b>	<b>6-10</b>	<b>237</b>	<b>Jr.</b>	<b>Madrid, Spain / Harcum College (Pa.)</b> Trio of 3s vs. Clemson, UNC, VT ... 18p, 5r, 1s at VT ... Can hit the 3 or play back to basket ... Avg. 14.6 ppg, 9.6 rpg and 2.0 assists in JuCo.
<b>35 Chris Stowell</b>	<b>F</b>	<b>6-7</b>	<b>190</b>	<b>Fr.</b>	<b>Exeter, N.H. / Tilton School (N.H.) / Exeter HS</b> Walk-on ... Post grad year at Tilton School ... Can communicate in five languages: English, Spanish, Italian, Russian, Chinese & Hebrew.

REDSHIRT (Will sit 2014-15 season after transferring from Oklahoma State)

<b>21 Kamari Murphy*</b>	<b>F</b>	<b>6-9</b>	<b>216</b>	<b>Jr.</b>	<b>Brooklyn, N.Y. / Oklahoma State / IMG / Lincoln HS</b> Led OSU in total rebounds and blocks as a sophomore ... Averaged 6.1 ppg and 6.3 rpg in 25.9 mpg during sophomore campaign.
--------------------------	----------	------------	------------	------------	--

LARRAÑAGA BY THE NUMBERS

5 - Coach Jim Larrañaga is one of five ACC coaches with a Final Four appearance to his credit. In 2006, Larrañaga became the first coach at a mid-major school to take his team to the NCAA Final Four in 27 years.

7 - Larrañaga is no stranger to the ACC. In his seven seasons as an assistant coach at Virginia, the Cavaliers participated in the NCAA Final Four in 1981 and 1984, won three ACC Championships and finished in the Top 5 of the rankings.

14 - Larrañaga has made 14 postseason appearances in the past 24 years, including six NCAA tournaments.

31 - Larrañaga is in his 31st year as a head coach and has successfully transitioned three institutions into successful programs: Miami, Bowling Green and George Mason.

500 - Coach L is one of five ACC coaches with 500 or more wins.

LARRAÑAGA - WHY MIAMI?

Along with returning to the best basketball conference in the country, Coach L had a few personal reasons for accepting the head coaching job at Miami. Coach's grandfather was from Cuba, where he produced the Larrañaga [lare-en-YAH-ga] cigar. Coach's father was raised in Key West before moving to The Bronx, N.Y., getting married and raising six children. Coach L was raised in The Bronx, but vacationed to Florida as a boy. He also has owned a house in Sarasota - which he bought from Dick Vitale's daughter - and three of his siblings have retired to Florida.

WRAPPING UP MIAMI VS. ALABAMA

Miami improves to 1-2 against Alabama, after falling to the Crimson Tide in December of 1968 and in the 2011 NIT. UM is now 1-0 against Alabama at home, and 0-2 on the road ... The Canes are 9-11 in their 11 NIT appearances ... UM is 6-6 in the first round, 3-2 in the second round and 0-3 in the quarterfinals of the NIT ... Miami has won two games in the NIT three times, 2015, 2011 and 2006 ... Miami's 12 wins at home tie for the fifth-most in a season since the arena opened in January of 2003. UM posted 14 wins three times (2012-13, 2011-12, 2007-08) and 13 in (2010-11). The Hurricanes have notched double-digit home wins at the BankUnited Center in seven of the last eight seasons and 10 times in 12 full seasons calling the arena home ... Miami recorded 15 assists against Alabama, the 18th time this season UM has 14-or-more assists ... The Canes knocked down nine 3-pointers, the 15th game in which the Canes drained nine or more from long range. Six Canes added to the total: Burnett, Reed, Lecomte, Jekiri, Cruz Uceda, Sherman ... Starters for the game against Alabama were Manu Lecomte, Davon Reed, Sheldon McClellan and Ivan Cruz Uceda. Miami is now 2-0 with this lineup ... Junior Tonye Jekiri attempted and made his first career 3-pointer in the second half against Alabama ... Jekiri grabbed 12 rebounds, the 20th time this season grabbing 10+ boards ... With 12 rebounds against Alabama, junior Tonye Jekiri has 354 rebounds this season, trailing No. 3 Harry Manushaw (372) in the record book for most rebounds in a season ... Davon Reed knocked down two 3-pointers in the game, the 11th time this season he has drained multiple shots from distance ... Reed finished with 15 points, the 10th time this season he has scored 10+ points ... With seven boards, Ivan Cruz Uceda set a new season/career high, surpassing his previous best of five, which he had collected five times this season ... Cruz Uceda drained one 3-pointer against Alabama, the 10th game this season he has hit a three, and the sixth time in seven games ... Manu Lecomte finished with 17 points, the 14th time this season he's scored in double-digit points ... Deandre Burnett scored 13 points, his seventh game in double-digit points ... Burnett hit three shots from three, the eighth time this season he has hit multiple shots from long range and the fourth time he's hit three-or-more.

PRONUNCIATIONS

Players	
33 Ivan Cruz Uceda	E-von Cruise Ew-say-duh
23 Tonye Jekiri	Tahn-yay Jah-keer-ee
20 Manu Lecomte	Man-ew La-cont
21 Kamari Murphy	Kuh-mar-ee
5 Davon Reed	Dave-on
35 Chris Stowell	Stole

Coaches

Jim Larrañaga	Lare-uh-nay-guh
Michael Huger	Hue-gur
Chris Caputo	Ca-poo-toe

Locations

Belen Jesuit	buh-lin
Cupey, P.R.	kew-pay
Champagnat School	schomp-un-yaht

CLASS BREAKDOWN

Graduates	Joe Thomas
Seniors	None
Juniors	Ivan Cruz Uceda, Tonye Jekiri, Sheldon McClellan, Kamari Murphy, Angel Rodriguez
Sophomores	Mike Fernandez, Manu Lecomte, Davon Reed
Freshmen	Deandre Burnett, Ja'Quan Newton, James Palmer, Omar Sherman, Chris Stowell

GEOGRAPHIC BREAKDOWN

Belgium	Manu Lecomte
Nigeria	Tonye Jekiri
Puerto Rico	Angel Rodriguez
Spain	Ivan Cruz Uceda
United States	
Florida	Deandre Burnett, Mike Fernandez, Joe Thomas
New Hampshire	Chris Stowell
New Jersey	Davon Reed
New York	Kamari Murphy
Pennsylvania	Ja'Quan Newton
Texas	Sheldon McClellan, Omar Sherman
Washington, D.C.	James Palmer

PRESEASON POLL

October 2015

- Duke
- North Carolina
- Louisville
- Virginia
- Syracuse
- Pitt
- Notre Dame
- Florida State
- NC State
- Miami**
- Clemson
- Wake Forest
- Georgia Tech
- Boston College
- Virginia Tech

FINAL STANDINGS

March 8, 2015

- Virginia 16-2
- Duke 14-3
- Notre Dame 14-4
- Louisville 12-6
- North Carolina 11-6
- Miami 10-8**
- NC State 10-8
- Syracuse 9-9
- Clemson 8-10
- Pittsburgh 8-10
- Florida State 8-10
- Wake Forest 5-13
- Boston College 4-14
- Georgia Tech 3-15
- Virginia Tech 2-16

**SERIES VS. RICHMOND**

Overall	First meeting
Games at Miami	0-0
Games at Richmond	0-0
Games on neutral courts	0-0
Current streak	0
Last meeting	0
Larrañaga at UM vs. Richmond	0-0
Larrañaga vs. Richmond	4-5

**DID YOU KNOW .....**

Coach L became the first Miami coach to win 20+ games in his first two seasons at UM and only the third of 12 UM coaches to post three 20-win seasons.

Former Cane Rick Barry was named one of the Greatest Players in NBA History.

Miami native and former Cane James Jones won the 2010-2011 NBA All-Star Weekend 3-Point Contest and the NBA Championship in the 2011-2012 and 2012-13 seasons.

Six-time NBA All Star Amar'e Stoudemire enrolled at UM last year and is taking classes to earn his bachelor's degree.

UM is in its 11th season in the ACC.

Coach L led the George Mason Patriots to the Final Four with big wins over some of basketball's elite teams such as Michigan State, UNC and UConn. He was the first coach to take a mid-major to a Final Four in 27 years (Penn '79) when his team advanced in 2006.

In 14 years at George Mason, Larrañaga led the Patriots to five NCAA Tournament appearances (2011, 2008, 2006, 2001, 1999), including the 2006 Final Four.

Miami basketball received APR (academic progress rate) Public Recognition Awards for being among the top 10 percent in APR in their sport. Miami ranks in the top 10 percent NCAA men's basketball with a 990 APR.

The Miami Department of Athletics recorded a Graduation Success Rate (GSR) of 92 percent. Miami's department-wide GSR is tied for third among ACC schools and 10th overall among FBS programs. UM has exceeded the NCAA average GSR in each of the last 10 years.

According to latest US News & World Report rankings, the University of Miami is tied as the top academic institution in the state of Florida and ranks 48th nationally.

The Canes have averaged 20+ wins in each of the last eight seasons.

The Hurricanes have made at least one try in 901 of 907 games since the NCAA adopted the 3-point shot in 1986.

Miami has held 760 of its last 761 opponents to less than 100 points. North Carolina was the last team to score 100+, defeating UM 105-64 on Jan. 31, 2007.

**MIAMI'S ROAD WINS RANK TOP 11 NATIONALLY**

Miami is one of 38 teams in the country, and one of 11 teams from a Top 8 conference, to win 10+ games away from its home arena this regular season. Gonzaga led the way with 14 road & neutral site victories.

The Canes have posted 10+ wins away from home in two of Coach L's four seasons at Miami. In 2012-13, Miami won 15 on the road, including five neutral-site games. This year, Miami was 10-5 away from the BankUnited Center, with a 3-1 neutral-site record, in the regular season.

**BALANCED ATTACK IN THE POSTSEASON**

In four postseason games - two in the ACC Tournament and two in the NIT - Miami has presented a balanced attack with ...

\* Seven players averaging more than 7.8 points per game: McClellan (10.8 ppg), Lecomte (10.3), Jekiri (10.0), Burnett (9.8), Reed (9.5), Rodriguez (8.0) and Cruz Uceda (7.8).

\* Eight guys knocking down a 3-pointer: Burnett (6), Reed (6), Cruz Uceda (5), McClellan (3), Lecomte (3), Rodriguez (2), Sherman (1), Jekiri (1).

\* Six players shooting 43 percent or better from the field: Cruz Uceda (.524), Sherman (.500), Rodriguez (.500), Jekiri (.485), Burnett (.448), McClellan (.438).

For a complete listing of postseason stats, check page 10 of the notes.

**JEKIRI FOR THREE**

Junior 7-footer Tonye Jekiri attempted and connected on his first career 3-pointer in the second half against Alabama in the second round of the NIT.

**JEKIRI'S SEASON-BY-SEASON PROGRESSION**

Junior Tonye Jekiri has nearly doubled his rebounding and scoring outputs each season with the Hurricanes.

	FG%	FT%	REB	PTS
Jekiri-14-15	50.6 (118-233)	72.3	10.1	8.7
Jekiri-13-14	45.6 (57-12)	58.1	5.5	4.2
Jekiri 12-13	51.4 (18-35)	55.0	1.6	1.4
Jekiri 14-15 ACC	50.8 (65-128)	70.9	10.9	9.4
Jekiri 13-14 ACC	42.6 (29-68)	51.7	6.1	4.1
Jekiri 12-13 ACC	60.0 (12-20)	54.5	1.7	1.7

**LECOMTE STEPPING INTO POINT GUARD POSITION**

In the six games where Angel Rodriguez either didn't play, or played less than 10 minutes, Manu Lecomte averaged 13.0 points, 2.7 assists, 1.8 rebounds in 27.8 minutes per outing. He is shooting 43.2 percent (19-44) from the field, 52.6 percent (10-19) from three and 93.8 percent (30-32) at the line in those six games: North Carolina, Pittsburgh, Virginia Tech twice, NC Central and Alabama.

In his 29 other games, he averages 7.5 points, 1.7 assists, 1.3 rebounds in 22.4 minutes.

In those six games without Rodriguez, Lecomte has scored 20 points at Virginia Tech, and in the last two outings, he has 18 vs. NC Central and 17 against Alabama. In the other 29 games, he has scored 20+ points once, and 16+ points once.

**MCCLELLAN IMPROVES SHOOTING PERCENTAGES**

Junior guard Sheldon McClellan has drastically improved his shooting percentages since arriving at Miami for the 2014-15 season, after spending two campaigns at Texas.

	FG%	3FG%	FT%	REB	PTS
McClellan 2014-15	49.4	36.0	81.3	4.5	14.3
McClellan 2012-13	38.2	27.3	83.3	3.9	13.5
McClellan 2011-12	44.8	31.0	75.6	3.3	11.3

**POSTSEASON AWARDS FOR FOUR HURRICANES**

Junior forward Tonye Jekiri was named to the 2015 Coaches and ACSMA All-Atlantic Coast Conference Defensive Team. Jekiri also joined Sheldon McClellan and Angel Rodriguez as honorable mentions on the 2015 ACSMA All-ACC Team.

Sophomore guard Davon Reed was named to the All-ACC Academic Men's Basketball Team.

**MIXING UP THE STARTING LINEUP**

Miami has used 11 starting lineups this season, and every scholarship player has started at least one game. For a complete listing, check page six of the notes.

**MIAMI'S TEAM, ONE YEAR AGO**

A season ago, only three of Miami's guys were available to play for the Hurricanes, three were sitting out as redshirts, two were playing at other colleges and three were still seniors in high school.

Tonye Jekiri, Manu Lecomte, Davon Reed - Playing for Miami.

Deandre Burnett, Sheldon McClellan, Angel Rodriguez - Redshirts, practicing with the Canes.

Joe Thomas - at Niagara University; Ivan Cruz Uceda - at Harcum College (Ju-Co).

Ja'Quan Newton, James Palmer, Omar Sherman - Seniors in high school.

**UM SINCE JOINING THE ACC IN 2004-05**

Season	Overall	ACC W-L	ACC Rank/Seed	ACC T	ACC F	ACC Post
2004-05	16-13	7-9	t6 / 6	0-1	NIT 0-1	
2005-06	18-16	7-9	t7 / 8	1-1	NIT 2-1	
2006-07	12-20	4-12	12 / 12	1-1		
2007-08	23-11	8-8	t5 / 5	1-1	NCAA 1-1	
2008-09	19-13	7-9	t7 / 9	0-1	NIT 1-1	
2009-10	20-13	4-12	12 / 12	2-1		
2010-11	21-15	6-10	9 / 9	1-1	NIT 2-1	
2011-12	20-13	9-7	t4 / 6	1-1	NIT 1-1	
2012-13	29-7	15-3	1 / 1	3-0	NCAA 2-1	
2013-14	17-16	7-11	10 / 10	1-1		
2014-15	23-12	10-8	6 / 6	1-1	NIT 2-0	

**SINCE THE ARRIVAL OF COACH L IN 2011-12 ...**

• Miami has the fourth-most ACC wins (41) in league play, behind Duke (55), Virginia (52), North Carolina (50).

• Miami has the fourth-most ACC road wins (19) in league play, behind Duke (24), UNC (23) and Virginia (21).

• Miami is one of four schools with six or more wins in the ACC Tournament: UNC 7, NC State 7, UM 6, FSU 6.

• Miami is one of six ACC schools with a winning record in the NCAA tournament: UNC, NC State, Miami, FSU, Virginia, Notre Dame.

• Miami's seeds in the ACC Tournament have been No. 1, No. 6 (2x) and No. 10.

• Miami is one of 10 ACC teams to make an NCAA tournament appearance.

• Miami is one of five ACC teams to make an NIT appearance.

• One ACC Coach of the Year, one ACC Player of the Year, ACC Defensive Player of the Year, one ACC Tournament MVP, four ACC All-Tournament, one first-team All-ACC, one second-team All-ACC, three third-team All-ACC, five honorable mention All-ACC, one ACC All-Rookie Team and four ACC All-Defensive Team selections.

• Miami has the most lopsided win over Duke (27 points) and second-most lopsided wins over Boston College (27 points), North Carolina (26 points) and Florida State (24 points) of any ACC team.

• Miami has won eight ACC games by 20 or more points: Boston College (27, 22, 22 and 21), Duke (27), North Carolina (26, Florida State (24) and Virginia Tech (24).

• All 13 seniors have earned academic degrees from UM: Garriss Adams, Rion Brown, Julian Gamble, Malcolm Grant, Justin Heller, Reggie Johnson, DeQuan Jones, Kenny Kadji, Donnavan Kirk, Trey McKinney Jones, Ryan Quigtar, Durand Scott, Erik Swoope.

**IN THE THREE YEARS PRIOR TO THE ARRIVAL OF COACH L (2008-11) ...**

• Miami posted the eighth-most ACC wins (17) in the league, ahead of NC State (16), Virginia (16) and Georgia Tech (14).

• Miami recorded 60 overall wins, seventh-most in the ACC.

• Miami's seeds in the ACC Tournament were No. 9 (twice) and No. 12.

**CANES IN THE POLLS**

	AP	USA TODAY	RPI
11/10	--	RV	--
11/17	--	RV	--
11/24	17	20	--
12/1	15	15	3
12/8	20	21	23
12/15	18	19	36
12/22	RV	RV	30
1/19	RV	RV	56
1/26	23	23	38

**MIAMI IN THE NIT**

NIT Appearances 12th Overall Record 9-11  
 First Round 6-6 Second Round 3-2 Quarterfinals 0-3

\* Miami is ranked the No. 2 seed for the third-straight appearance in the NIT, including the 2010-11 and 2011-12 seasons.

\* The Canes are 9-11 in their 11 NIT appearances.

\* Miami has never won a quarterfinal game.

\* UM is 6-6 in the first round, 3-2 in the second round and 0-3 in the quarterfinals of the NIT.

\* Miami has won at least one game in the NIT in five-straight appearances, since 2006.

\* The Canes have won two games in the NIT in three appearances: 2006, 2011 and 2015.

\* Miami last hosted a pair of NIT games in 2012, when the Canes defeated No. 7 Valparaiso then lost to No. 6 Minnesota.

\* In 2011, the Canes defeated No. 7 FAU and No. 3 Missouri State at home before falling at No. 1 Alabama.

\* No current Hurricanes were on the 2012 NIT team. Only Tonye Jekiri has played in the postseason, the 2013 NCAA campaign.

**MIAMI IN THE NIT RESULTS**

**1960-61**  
 3/16/61 vs. St. Louis L 58-56 New York, N.Y.

**1962-63**  
 3/16/63 vs. St. Francis (N.Y.) W 71-70 New York, N.Y.  
 3/19/63 vs. Providence L 106-96 New York, N.Y.

**1963-64**  
 3/12/64 vs. St. Joseph's (Pa.) L 86-76 New York, N.Y.

**1994-95**  
 3/15/95 at Penn State L 62-56 University Park, Pa.

**1996-97**  
 3/13/97 at Michigan L 76-63 Ann Arbor, Mich.

**2000-01**  
 3/14/01 at Auburn L 60-58 Auburn, Ala.

**2004-05**  
 3/15/05 at South Carolina L 69-67 Columbia, S.C.

**2005-06 Miami - No. 3 Seed**  
 3/15/06 Oklahoma State W 62-59 Coral Gables, Fla.  
 3/20/06 at Creighton W 53-52 Omaha, Neb.  
 3/22/06 at Michigan L 71-65 Ann Arbor, Mich.

**2008-09 Miami - No. 4 Seed**  
 3/18/09 at Providence W 78-66 Providence, R.I.  
 3/20/09 at Florida L 74-60 Gainesville, Fla.

**2010-11 Miami - No. 2 Seed**  
 3/16/11 #7 Florida Atlantic W 85-62 Coral Gables, Fla.  
 3/21/11 #3 Missouri State W 81-72 Coral Gables, Fla.  
 3/23/11 at #1 Alabama L 79-64 Tuscaloosa, Ala.

**2011-12 Miami - No. 2 Seed**  
 3/14/12 #7 Valparaiso W 66-50 Coral Gables, Fla.  
 3/19/12 #6 Minnesota L 78-60 Coral Gables, Fla.

**2014-15 Miami - No. 2 Seed**  
 3/17/15 #7 NC Central W 75-71 Coral Gables, Fla.  
 3/21/15 #6 Alabama W 73-66 Coral Gables, Fla.  
 3/24/15 #1 Richmond Richmond, Va.

**MIAMI NIT RECORDS**

**POINTS**  
 96 vs. Providence, 3/19/63  
**LOW:**  
 53 vs. Creighton, 3/20/06

**FIELD GOALS MADE**  
 41 vs. Providence, 3/19/63  
**LOW:**  
 20 vs. Creighton, 3/20/06

**FIELD GOALS ATTEMPTED**  
 94 vs. Providence, 3/19/63  
**LOW:**  
 44 (2x) last vs. NC Central, 3/18/15

**FIELD GOAL PERCENTAGE**  
 .600 (30-50) vs. Florida Atlantic, 3/16/11  
**LOW:**  
 .344 (21-61) vs. Minnesota, 3/19/12

**THREE-POINT FG MADE\***  
 13 vs. South Carolina, 3/15/05  
**LOW:**  
 2 vs. Alabama, 3/23/11

**THREE-POINT FG ATTEMPTED\***  
 27 vs. Providence, 3/18/09  
 27 vs. South Carolina, 3/15/05  
**LOW:**  
 12 vs. Michigan, 3/13/97

**3-POINT FIELD GOAL PERCENTAGE**  
 .500 (8-16) vs. NC Central, 3/17/15  
**LOW:**  
 .133 (2-15) vs. Alabama, 3/23/11

**FREE THROWS MADE**  
 30 vs. St. Joseph's (Pa.), 3/12/64  
**LOW:**  
 4 vs. Valparaiso, 3/14/12

**FREE THROWS ATTEMPTED**  
 40 vs. St. Joseph's (Pa.), 3/12/64  
**LOW:**  
 6 vs. Valparaiso, 3/14/12  
 6 vs. Michigan, 3/22/06

**FREE-THROW PERCENTAGE**  
 .920 (23-25) vs. NC Central, 3/17/15  
**LOW:**  
 .583 (7-12) vs. Florida, 3/20/09

**REBOUNDS**  
 55 vs. Providence, 3/19/63  
**LOW:**  
 15 vs. St. Joseph's (Pa.), 3/12/64

**ASSISTS\*\***  
 16 vs. Valparaiso, 3/14/12  
 16 vs. Providence, 3/18/09  
**LOW:**  
 3 vs. St. Joseph's (Pa.), 3/12/64

**STEALS\***  
 14 vs. Oklahoma State, 3/15/06  
**LOW:**  
 1 vs. FAU, 3/16/11

**TURNOVERS\***  
 19 vs. Alabama, 3/23/11  
 19 vs. Providence, 3/18/09  
**LOW:**  
 7 vs. FAU, 3/16/11  
 7 vs. South Carolina, 3/15/05

**BLOCKS\***  
 5 vs. Missouri State, 3/21/11  
 5 vs. Michigan, 3/22/06  
**LOW:**  
 0 vs. Alabama, 3/23/11

**FOULS**  
 26 vs. Penn State, 3/15/95  
**LOW:**  
 9 vs. Valparaiso, 3/14/12

**OPPONENT NIT RECORDS**

**POINTS**  
 106 Providence, 3/19/63  
**LOW:**  
 50 Valparaiso, 3/14/12

**FIELD GOALS MADE**  
 39 Providence, 3/19/63  
**LOW:**  
 17 Penn State, 3/15/95

**FIELD GOALS ATTEMPTED**  
 85 Providence, 3/19/63  
**LOW:**  
 45 Oklahoma State, 3/15/06

**FIELD GOAL PERCENTAGE**  
 .596 (28-47) Michigan, 3/13/97  
**LOW:**  
 .333 (20-60) Providence, 3/18/09

**THREE-POINT FG MADE\***  
 13 Missouri State, 3/21/11  
**LOW:**  
 4 (3x) last Alabama, 3/23/11

**THREE-POINT FG ATTEMPTED\***  
 29 Missouri State, 3/21/11  
**LOW:**  
 12 Michigan, 3/13/97

**3-POINT FIELD GOAL PERCENTAGE**  
 .533 (8-15) Michigan, 3/22/06  
**LOW:**  
 .185 (5-27) Valparaiso, 3/14/12

**FREE THROWS MADE**  
 28 Providence, 3/19/63  
**LOW:**  
 6 Creighton, 3/20/06

**FREE THROWS ATTEMPTED**  
 34 Providence, 3/19/63  
**LOW:**  
 8 Creighton, 3/20/06

**FREE-THROW PERCENTAGE**  
 .955 (21-22) Michigan, 3/22/06  
**LOW:**  
 .556 (10-18) South Carolina, 3/15/05

**REBOUNDS**  
 60 St. Joseph's (Pa.), 3/12/64  
**LOW:**  
 28 FAU, 3/16/11  
 28 Creighton, 3/20/06

**ASSISTS\*\***  
 20 Florida, 3/20/09  
**LOW:**  
 6 (2x) last FAU, 3/16/11

**STEALS\***  
 13 Alabama, 3/23/11  
**LOW:**  
 2 (3x) last Minnesota, 3/19/12

**TURNOVERS\***  
 22 Oklahoma State, 3/15/06  
**LOW:**  
 6 Alabama, 3/21/15

**BLOCKS\***  
 15 Auburn, 3/14/01  
**LOW:**  
 0 (3x) last NC Central, 3/17/15

**FOULS\***  
 25 St. Joseph's (Pa.), 3/12/64  
**LOW:**  
 9 (2x) last Michigan, 3/22/06

\*\*Stats begin in 1964  
 \* Stats not kept in 1963 or 1964

**MIAMI RECORDS**

**POINTS SCORED**  
 35 Rick Barry vs. St. Joseph's (Pa.), 3/12/64

**FIELD GOALS MADE**  
 13 Mike McCoy vs. St. Francis (N.Y.), 3/16/63

**FIELD GOALS ATTEMPTED**  
 24 Mike McCoy vs. St. Francis (N.Y.), 3/16/63

**FIELD GOAL PERCENTAGE**  
 .750 (6-8) Reggie Johnson vs. Alabama, 3/23/11

**3-POINT FIELD GOALS MADE**  
 7 Jack McClinton vs. Providence, 3/18/09

**3-POINT FG ATTEMPTED**  
 14 Jack McClinton vs. Providence, 3/18/09

**3-POINT FG PERCENTAGE**  
 .571 (4-7) Rion Brown vs. Valparaiso, 3/14/12  
 .571 (4-7) Anthony Harris vs. So. Carolina, 3/15/05

**FREE-THROWS MADE**  
 19 Rick Barry vs. St. Joseph's (Pa.), 3/12/64

**FREE-THROWS ATTEMPTED**  
 22 Rick Barry vs. St. Joseph's (Pa.), 3/12/64

**FREE-THROW PERCENTAGE**  
 1.000 (10-10) Durand Scott vs. FAU, 3/16/11

**REBOUNDS**  
 20 (3x) last Reggie Johnson vs. FAU, 3/16/11

**ASSISTS**  
 6 Davon Reed vs. NC Central, 3/17/15

**STEALS**  
 6 John Salmons vs. Auburn, 3/14/01

**BLOCKED SHOTS**  
 4 Anthony King vs. Michigan, 3/22/06

**OPPONENT RECORDS**  
**POINTS SCORED**  
 38 Ray Flynn (Providence), 3/19/63

**FIELD GOALS MADE**  
 16 Ray Flynn (Providence), 3/19/63

**FIELD GOALS ATTEMPTED**  
 26 Ray Flynn (Providence), 3/19/63

**FIELD GOAL PERCENTAGE**  
 .900 (9-10) Rodney Williams (Minnesota), 3/19/12

**3-POINT FIELD GOALS MADE**  
 7 Adam Leonard (Missouri State), 3/21/11

**3-POINT FIELD GOALS ATTEMPTED**  
 11 (2x) last Kyle Weems (Missouri St.), 3/21/11

**3-POINT FIELD GOAL PERCENTAGE**  
 1.000 (4-4) Julian Welch (Minnesota), 3/19/12

**FREE-THROWS MADE**  
 10 Lester Abram (Michigan), 3/22/06

**FREE-THROWS ATTEMPTED**  
 12 Jonathan Kale (Providence), 3/18/09

**FREE-THROW PERCENTAGE**  
 1.000 (10-10) Lester Abram (Michigan), 3/22/06

**REBOUNDS**  
 14 Larry Hofmann (St. Joseph's, Pa.), 3/12/64

**ASSISTS**  
 8 Travis Conlan (Michigan), 3/13/97

**STEALS**  
 4 (3x) last Levi Randolph (Alabama), 3/21/15

**BLOCKED SHOTS**  
 13 Kyle Davis (Auburn), 3/14/01

**UM COMMUNICATIONS**

**MBB Contact** Amy (Woodruff) LaBrie  
Associate Director of Communications  
**Work/Cell** (305) 284-3241 / (813) 410-1194  
**E-mail** a.woodruff@miami.edu  
**Ass't AD for Communications** Tom Symonds  
**Website** www.HurricaneSports.com

**2014-15 UM QUICK FACTS**

**Location** Coral Gables, Fla.  
**Stadium** BankUnited Center (7,972)  
**Press Row** 305-284-2111  
**Capacity** 7,972  
**Enrollment** 15,629  
**Founded** 1925  
**Colors** Orange, Green, White  
**Nickname** Hurricanes  
**Mascot** Sebastian the Ibis  
**Conference** Atlantic Coast  
**President** Dr. Donna E. Shalala  
**Director of Athletics** Blake James  
**Address** 5821 San Amaro Drive  
Coral Gables, Fla. 33146

**2013-14 Overall Record** 17-16  
**Home/Away/Neutral** 8-8 / 7-6 / 2-2  
**2013-14 ACC Record / Finish** 7-11 / 10th  
**Scholarship Players Returning / Lost** 2 / 6  
**Newcomers** 9

**Head Coach** Jim Larrañaga  
**Alma Mater** Providence, 1971  
**Record at UM** 89-48 / 4th season  
**Overall Record** 559-382 / 31st season

Eric Konkol Wisconsin-Eau Claire, '00  
Michael Huger Bowling Green, '94  
Chris Caputo Westfield (Mass.) State, '02  
**Director of Operations** Adam Fisher  
**Assoc. Director of Operations** Jaime Vathielil  
**Athletic Trainer** Jason Robey  
**Strength & Conditioning Coach** Steve Felde

**HISTORY**

**First Season of Basketball** 1926  
**Overall All-Time Record** 962-717  
**Year UM Joined ACC** 2004-05  
**NCAA Appearances** Seven  
1960, 1998, 1999, 2000, 2002, 2008, 2013  
**Last NCAA Appearance** L, 71-61  
Sweet 16 vs. Marquette, 2013  
**NIT Appearances** 11  
1961, 1963, 1964, 1995, 1997,  
2001, 2005, 2006, 2009, 2011, 2015  
**Last NIT Appearance (2011)** L, 79-64  
Quarterfinals vs. Alabama, 2011

**COMMUNICATIONS POLICIES**

All interview requests for assistant coaches or athletics department staff members must be approved and cleared by Amy (Woodruff) LaBrie in the UM Communications office. Credential requests are taken via e-mail to LaBrie (A.Woodruff@miami.edu). Any misuse of credentials will result in removal from the BankUnited Center and the permanent voiding of the credential. The UM locker room is closed at all times. For home games, Coach L and at least one Hurricane player will report to the media room for interviews following the opposing team's press conference.

**LED (TIED) THE TEAM IN....**

	Points	Rebounds	Assists	Steals	Blocks
Burnett	2		(1)	1 (4)	1
Cruz Uceda	(1)	(1)		1 (4)	2
Jekiri	2	27 (2)	(1)	(1)	12 (7)
Lecomte	3 (1)		5 (3)	(6)	
McClellan	15 (1)	3 (2)	4 (2)	4 (5)	(2)
Newton			2 (1)	(3)	(1)
Palmer			(1)	(1)	(4)
Reed	2	1 (1)	2 (2)	2 (6)	2 (4)
Rodriguez	9 (1)		17 (3)	15 (6)	1 (3)
Sherman				(4)	3 (2)
Thomas		1		1	1

**MILESTONES - JEKIRI PLAYS 100 GAMES - RODRIGUEZ TOPS 1,000 POINTS**

Junior Tonye Jekiri has played in 102 career games for the Hurricanes in three seasons.

Jekiri also has 354 rebounds this season, trailing No. 3 Harry Manushaw (372). With five points against Virginia Tech in the ACC Tournament, point guard Angel Rodriguez topped 1,000 career points. The native of Cupey, P.R., scored 640 points in two seasons at Kansas State and has recorded 382 points through 32 games at Miami, for a total of 1022.

Rodriguez has 126 assists this season, just shy of No. 10 on the season assists list at Miami. No. 10 Anthony Harris (2004-05) had 133, No. 9 Thomas Hocker ('87-88) had 136.

Rodriguez is No. 7 on the steals list with 59 this season. He now trails No. 6 Vernon Jennings (60), No. 5 Robert Hite (61), No. 4 Jerome Scott (70).

**STATS BREAKDOWNS**

In Miami's 23 wins:

Five players average 8.5 ppg or better.  
Miami scores 73.3 ppg, shooting 46.4% FG.  
The Canes average 35.2 rpg, 14.3 apg and 5.6 spg.  
Angel Rodriguez averages 13.6 points, 39.9 FG%, 36.4 3FG%  
Tonye Jekiri averages 10.9 rebounds, 2.0 blocks  
Manu Lecomte averages 11.0 points, 48.4 FG%, 48.4 3FG%

In Miami's 12 losses:

Two players average 8.5 ppg or better.  
Miami scores 60.0 ppg, shooting 38.1% FG.  
The Canes average 31.3 rpg, 11.0 apg and 5.8 spg.  
Angel Rodriguez averages 9.2 points, 23.6 FG%, 20.3 3FG%  
Tonye Jekiri averages 8.7 rebounds, 0.5 blocks  
Manu Lecomte averages 3.5 points, 29.2 FG%, 34.8 3FG%

**CARDIAC CANES - YEAR TWO**

Miami has played 13 games this season that were decided by five points-or-less. The Canes had five losses by a total of 22 points in the month of February. Three of those games were decided by a total of five points.

In 2013-14, Miami led the ACC having played 13 games decided by five points-or-less or in OT.

Difference	1	2	3	4	5	7	8	9	10-14	15-19	20+
Won	-	1	2	5	1	1	-	1	2	3	7
Lost	1	2	-	-	1	1	1	2	2	-	2

**BENCH POINTS KEY FOR HURRICANES**

Miami has scored 25+ points from the bench in 14 games this season, and 30+ in eight times, including four of the last seven games. Miami's high is 34 against South Alabama and vs. Notre Dame in the ACC Tournament.

Player	10+ points	20+ points	7+ rebounds	2+ blocks	4+ assists	3+ steals
Burnett	7	1	1		1	
Cruz Uceda	4		1	1		
Jekiri	15		29	13	2	
Lecomte	14	2			5	
McClellan	27	4	8		5	3
Newton	2				2	
Palmer	4					
Reed	10		2	1	4	1
Rodriguez	18	4	1	2	18	9
Sherman	4		1	3		
Thomas			1	1		1

**FIRSTS UNDER JIM LARRAÑAGA**

First game: Nov. 11, 2011 vs. Tennessee Tech. W, 69-58.  
First starting lineup: Malcolm Grant, Durand Scott, Garrius Adams, Erik Swoope, Kenny Kadji.  
First opening tip: Miami – Kenny Kadji.  
First UM FG: 18:38, Durand Scott, 3-pointer.  
First lead: 18:38, 3-0.  
First halftime score: Tennessee Tech 32, Miami 27.  
First win: Nov. 11, 2011. Miami 69, Tennessee Tech 58.  
Attendance at first game: 3,600.  
First loss: Nov. 25, 2011 at Ole Miss, 64-61 (OT).  
First road win: Dec. 22, 2011 at Charlotte, 76-61.  
First ACC game: Jan. 7, 2012 at Virginia, L, 52-51.  
First ACC win: Jan. 18, 2012 vs. Clemson, 76-73.  
First ACC regular season title: 2012-13

**JIM LARRAÑAGA = PROGRAM CHANGER**

**In Coach L's Four Seasons at Miami ...**

- ACC Regular Season and Tournament Championships
- .647 winning percentage
- Three 20-win seasons
- Three postseason appearances with four victories
- 15 ACC wins in 2013
- One All-American

**Seven Seasons before Coach L at UM ...**

- .561 winning percentage
- Best conference finish was fifth place
- One NCAA Tournament appearance
- Most ACC wins in a season was eight

**In Coach L's 14 Seasons at George Mason ...**

- .626 winning percentage
- 13 straight winning seasons
- A Final Four appearance
- Five trips to the NCAA tournament
- Nine postseason appearances
- First national ranking
- First appearance in Top 10
- First wins over Top 10 teams
- Winningest coach in league history

**Seven Seasons before Coach L at GMU...**

- .340 winning percentage
- Seven straight losing seasons
- Zero postseason appearances
- Worst team in the CAA

**PRO CANES**

James Jones	Cleveland Cavaliers (NBA)
Shane Larkin	New York Knicks (NBA)
John Salmons	New Orleans Pelicans (NBA)
Jimmy Graham	New Orleans Saints (NFL)
Erik Swoope	Indianapolis Colts (NFL)
Trey McKinney Jones	Ft. Wayne Mad Ants (D-League)

Garrius Adams	Liege (Belgium)
Brian Asbury	Hapoel Eilat (Israel)
Rion Brown	Brussels (Belgium)
Guillermo Diaz	Arecibo (Puerto Rico)
Julian Gamble	Brussels (Belgium)
Lawrence Gilbert	Manizales (Colombia)
Malcolm Grant	Mississauga Power (Canada)
Gary Hamilton	Osaka Evessa (Japan)
Dequan Jones	Acqua Vitasnella Cantu (Italy)
Kenny Kadji	Banco di Sardegna Sassari (Italy)
Anthony King	Artland Dragons (Germany)
Donnavan Kirk	Michelin Etha Engomis Nicosia (Cyprus)
Darrius Rice	Karpos Sokoli (Greece)
Durand Scott	Hapoel Tel Aviv (Israel)

**HOME VS. AWAY -- WINS VS. LOSSES**

Through 35 games, Miami is 23-12 overall, 12-6 at home, and 11-6 away from the BankUnited Center (7-4 on the road and 4-2 at neutral sites). Despite facing five Top 15 teams on the road - at No. 6/7 Florida, at No. 4 Duke, at No. 12 Notre Dame, at No. 12 Louisville, vs. No. 11/9 Notre Dame - Miami averages 2.9 ppg, 2.7 FG% and 6.6 3FG% better on the road than at home.

	PPG	FG%	3FG%	FT%	RPG	APG	SPG
<b>Home (18)</b>	67.3	42.1	33.3	74.7	35.4	12.9	5.3
<b>Away (17)</b>	70.2	44.8	39.9	74.0	32.3	13.4	5.9
<b>Wins (23)</b>	73.3	46.4	41.2	76.3	35.2	14.3	5.6
<b>Losses (12)</b>	60.0	38.1	28.5	69.7	31.3	11.0	5.8

**CANES POST 20-WIN SEASON**

With a victory at Virginia Tech on March 7, Miami posted its third 20-win season in four years since the arrival of Jim Larrañaga. Since 2011-12, Coach L has tallied seasons of 20-13, 29-7, 17-16, and 22-12, for an average of 22.0 wins per season. Since joining the ACC in 2004-05, Miami posted three 20-win seasons before the arrival of Larrañaga, 23-11 in 2008, 20-13 in 2010 and 21-15 in 2011.

**COACHING STAFF LONGEVITY**

Coach L and his three assistant coaches have been coaching together for a combined 32 seasons. Chris Caputo has been with Coach L for 13 years, Eric Konkol is at 11 years and Michael Huger in his eighth season as an assistant. Huger also played for Larrañaga from 1989-93 at Bowling Green.

**COACHING COORDINATORS FOR MIAMI**

Miami's assistant coaching staff is set up in a coordinator system, with Eric Konkol as the offensive coordinator and schedule coordinator, Michael Huger manning the defense and Chris Caputo handling the scout for every opponent.

**MCCLELLAN ON 16-MAN JERRY WEST AWARD WATCH LIST**

Junior guard Sheldon McClellan was listed on the 16-player watch list for the inaugural 2015 Jerry West Shooting Guard of the Year Award, the Naismith Memorial Basketball Hall of Fame announced Feb. 19. Named after Hall of Famer and 1959 NCAA Final Four Most Valuable Player Jerry West, the annual honor in its inaugural year recognizes the top shooting guards in Division I men's college basketball. A national committee comprised of top college basketball personnel determined the watch list of 16 candidates.

**MCCLELLAN LIGHTING UP THE NET**

As national stats on March 22, guard Sheldon McClellan is hitting 49.4 percent of his field goals, which is the ...

- \* Top shooting percentage in the nation by a guard in the Big 5 conferences
- \* 12th-best shooting percentage by a guard in the nation
- \* 74th-best shooting percentage in the nation (all positions)
- \* Top shooting percentage by a guard in the ACC

The Canes are 15-0 when McClellan shoots 50 percent or better in a game.

In 18 games he has scored 15+ points, and 20+ in four outings. He has posted two double-doubles - 16p, 10r vs. NC State, 31p, 11r at Charlotte.

**JEKIRI'S JUNIOR SEASON NUMBERS CONTINUE TO IMPROVE**

Junior Tonye Jekiri has posted 11 double-doubles, including nine in ACC play. Jekiri has posted 10+ rebounds 20 times, and in 15 of the last 22 games. This season he has 10+ points in 15 outings.

Jekiri leads the ACC with 20 10+-rebound games.

The native of Nigeria has nearly doubled his output in points and rebounds each season as a Hurricane. The 7-footer is averaging 8.7 points and 10.1 rebounds this season, up from 4.2 ppg and 5.5 rpg his sophomore year and 1.4 points and 1.6 rebounds his rookie campaign.

**JEKIRI ONE OF THE TOP BIG MEN IN THE COUNTRY**

As of NCAA.com stats on March 22, Tonye Jekiri is in the Top 15 in the country in rebounds among all players and the Top 2 among players in the Big 5 conferences.

	Reb/g	DReb/g	Total Reb	OReb/g
Actual	10.1	6.9	354	3.2
Overall rank	15th	13th	5th	48th
Big 5 rank	3rd	2nd	3rd	11th

**CANES SHINE IN THE SECOND HALF**

Junior guards Angel Rodriguez and Sheldon McClellan know how to finish a game. In 12 games, Rodriguez has scored double-digit points in the second stanza, including 22 at Florida, 17 against Virginia, 15 at Duke, Wake Forest and vs. Florida State. Only three times (10 vs. Howard & Florida State, 11 vs. Providence) he has scored double-digits in the first stanza.

In 12 games, McClellan has scored double-digit points in the second half, including 21 at Charlotte, 17 vs. Florida State, 16 at Pittsburgh and 14 against Virginia Tech. He's scored 10+ in the first half in just five outings.

Their stats in all games are below.

	PPG	FG%	3FG%	FT%
<b>Rodriguez</b>				
Second half	7.8	41.1	35.8	75.7
First half	4.0	26.5	25.3	69.0
<b>McClellan</b>				
Second half	8.0	60.3	45.8	88.6
First half	5.5	46.1	36.7	75.0

**DOUBLE-DOUBLES IN 2014-15**

- Tonye Jekiri**  
 12p, 10r - vs Providence, 12-22-14  
 13p, 15r - BOSTON COLLEGE, 01-10-15  
 10p, 10r - at Duke, 01-13-15  
 13p, 15r - at Syracuse, 01-24-15  
 10p, 10r - LOUISVILLE, 02-03-15  
 12p, 15r - at Boston College, 02-16-15  
 15p, 15r - VIRGINIA TECH, 02-18-15  
 13p, 15r - at Louisville, 02-21-15  
 12p, 11r - FLORIDA STATE, 02-25-15  
 10p, 11r - at PITT, 03-04-15  
 11p, 11r - vs. Notre Dame, 03-12-15

**Sheldon McClellan**

- 31p, 11r - at Charlotte, 11-25-14  
 16p, 10r - NC STATE, 01-22-15

**20-POINT GAMES IN 2014-15**

- 31 - Sheldon McClellan at Charlotte (11-25-14)  
 25 - Angel Rodriguez vs Florida State (02-25-15)  
 25 - Angel Rodriguez vs Virginia (01-03-15)  
 24 - Sheldon McClellan at Boston College (02-16-15)  
 24 - Angel Rodriguez at Duke (01-13-15)  
 24 - Angel Rodriguez at Florida (11-17-14)  
 23 - Manu Lecomte at Duke (01-13-15)  
 21 - Sheldon McClellan vs Virginia Tech (02-18-15)  
 21 - Deandre Burnett vs Green Bay (12-06-14)  
 20 - Manu Lecomte at Virginia Tech (03-07-15)  
 20 - Sheldon McClellan at PITT (03-04-15)

**MIAMI'S LARGEST IN 2014-15**

Lead	37, vs. Howard, 11/14
Deficit	28, vs. Eastern Kentucky, 12/19
Margin of Victory	35, vs. Howard, 11/14
Margin of Defeat	28, vs. Eastern Kentucky, 12/19
Halftime Lead	28, at Virginia Tech, 3/7
Halftime Deficit	18 (2x) last vs. Notre Dame 3/12
Deficit in Win	15, at Florida, 11/17
Halftime Deficit in Win	12, at Florida, 11/17
Lead in Loss	12, at Notre Dame, 1/17
Halftime Lead in Loss	11, at Florida State, 2/1

**LARRAÑAGA IN ACC PLAY**

Since his arrival in 2011, Jim Larrañaga has recorded the top three win totals in ACC play in Miami history with 15-3 in 2013, 10-8 in 2015, and 9-7 in 2012. In 2014, Miami's record was 7-11, tied for the fifth-best mark. Miami's fourth-most wins were eight in 2007-08.

**MIAMI VS. RANKED OPPONENTS THIS SEASON**

Miami is 3-6 against ranked teams this season, including 1-1 against Top 5 teams and 2-2 against Top 10 teams. In the six losses, one was a double-overtime defeat against Virginia, and the Canes came up 6.1 ppg short in the other five outings. The Canes are 1-3 at home, 2-2 on the road and 0-1 at neutral sites vs. Top 25 opponents. See a complete list vs. ranked opponents since the arrival of Coach L on page 10.

**COACH L NOTCHES CAREER WIN NO. 550**

In his first victory against Syracuse, Coach Jim Larrañaga won his 550th career game. Larrañaga's 100th win came in 1991 against Kent State while at Bowling Green. While at George Mason, win No. 200 came in 1997 vs. Northeastern, No. 300 in 2003 against East Carolina and No. 400 in 2008 vs. William & Mary. In 2012, the Canes defeated Georgia Tech for Coach L's 500th.

**SEASONS OF CHANGE**

Miami faced back-to-back seasons with roster turnover after losing six players from the 2012-13 ACC Championship season - five to graduation, one to NBA - then six seniors (5 scholarship) after the 2013-14 campaign.

**STARTERS BY GAME**

Howard	Rodriguez	Lecomte	McClellan	Thomas	Jekiri
Florida	Rodriguez	Lecomte	McClellan	Thomas	Jekiri
Drexel	Rodriguez	Lecomte	McClellan	Thomas	Jekiri
Akron	Rodriguez	Lecomte	McClellan	Thomas	Jekiri
Charlotte	Rodriguez	Lecomte	McClellan	Thomas	Jekiri
Charlotte	Rodriguez	Lecomte	McClellan	Thomas	Jekiri
So. Alabama	Rodriguez	Lecomte	McClellan	Thomas	Jekiri
Illinois	Rodriguez	Lecomte	McClellan	Thomas	Jekiri
Green Bay	Rodriguez	Lecomte	McClellan	Thomas	Jekiri
Savannah St.	Rodriguez	Lecomte	McClellan	Thomas	Jekiri
Eastern Ky.	Rodriguez	Lecomte	McClellan	Thomas	Jekiri
Providence	Rodriguez	Lecomte	McClellan	Sherman	Jekiri
Charleston	Rodriguez	Lecomte	McClellan	Thomas	Jekiri
Virginia	Rodriguez	Lecomte	McClellan	Thomas	Jekiri
Boston Co.	Rodriguez	Burnett	McClellan	Sherman	Jekiri
Duke	Rodriguez	Burnett	McClellan	Sherman	Jekiri
Notre Dame	Rodriguez	Burnett	McClellan	Reed	Jekiri
NC State	Rodriguez	Reed	McClellan	Sherman	Jekiri
Syracuse	Rodriguez	Reed	McClellan	Sherman	Jekiri
Georgia Tech	Rodriguez	Reed	McClellan	Sherman	Jekiri
Florida State	Rodriguez	Reed	McClellan	Sherman	Jekiri
Louisville	Rodriguez	Lecomte	McClellan	Thomas	Jekiri
Clemson	Rodriguez	Newton	McClellan	Reed	Jekiri
Wake Forest	Rodriguez	Newton	McClellan	Reed	Jekiri
Boston Co.	Rodriguez	Palmer	McClellan	Reed	Jekiri
Virginia Tech	Rodriguez	Palmer	McClellan	Reed	Jekiri
Louisville	Rodriguez	Reed	McClellan	Sherman	Jekiri
Florida State	Rodriguez	Reed	McClellan	Sherman	Jekiri
North Carolina	Lecomte	Reed	McClellan	Thomas	Jekiri
Pittsburgh	Lecomte	Reed	McClellan	Cruz Uceda	Jekiri
Virginia Tech	Lecomte	Reed	McClellan	Palmer	Jekiri
Virginia Tech	Lecomte	Reed	McClellan	Palmer	Jekiri
Notre Dame	Lecomte	Reed	McClellan	Palmer	Jekiri
NC Central	Rodriguez	Reed	McClellan	Cruz Uceda	Jekiri
Alabama	Lecomte	Reed	McClellan	Cruz Uceda	Jekiri

**RECORD BY STARTING LINEUP**

Rodriguez, Lecomte, McClellan, Thomas, Jekiri	10-4
Rodriguez, Lecomte, McClellan, Sherman, Jekiri	0-1
Rodriguez, Burnett, McClellan, Sherman, Jekiri	2-0
Rodriguez, Burnett, McClellan, Reed, Jekiri	0-1
Rodriguez, Reed, McClellan, Sherman, Jekiri	3-3
Rodriguez, Newton, McClellan, Reed, Jekiri	1-1
Rodriguez, Palmer, McClellan, Reed, Jekiri	2-0
Lecomte, Reed, McClellan, Thomas, Jekiri	0-1
Lecomte, Reed, McClellan, Cruz Uceda, Jekiri	2-0
Lecomte, Reed, McClellan, Palmer, Jekiri	2-1
Rodriguez, Reed, McClellan, Cruz Uceda, Jekiri	1-0

**RODRIGUEZ AT HIS BEST AGAINST THE BEST**

In Miami's three games against Top 8 teams - No. 3 Virginia, No. 4 Duke and No. 8/7 Florida - Angel Rodriguez has put on a show, averaging 24.3 points and 5.0 assists.

Against Florida, he scored 22 of his 24 points in the final nine minutes, draining five second-half three-pointers to help Miami earn the win.

The junior scored 17 points in the second half against the Cavaliers, knocking down three clutch free throws with 0.9 seconds left in regulation to send the game into overtime. In the two overtimes combined, he scored six points, including 4-4 at the line, and dished out three assists, accounting for 13 of Miami's 17 overtime points.

At Duke, Rodriguez scored eight-straight points - including two from long distance - to give Miami a decisive lead. He tallied 15 points and four steals in the second half at Cameron Indoor.

**CANES IN SPAIN**

In August, the University of Miami embarked on a 10-day educational and competitive tour to Spain. The Canes were 4-0 against teams from Barcelona, Valencia and Madrid. In four games in Spain, Miami outscored its opponent 89.8 to 65.8 ppg and pulled down nearly twice as many rebounds, 51.8 to 27.0 per night. The Canes hit 51.8 percent from the field, 27.8 percent from three and 62.4 percent at the line. UM also averaged 17.8 assists and 13.3 steals per night.

Individually, four Canes averaged double digits, led by Sheldon McClellan (20.0), followed by Dre Burnett (14.3), Ja'Quan Newton (13.5) and James Palmer (11.5). Spaniard Ivan Cruz Uceda averaged 11.0 rebounds per game while Tonye Jekiri averaged 8.5 rpg. Senior Angel Rodriguez did not play any games in Spain due to injury.

**CANE STRONG: UMBB IN THE WEIGHT ROOM**

Under strength Coach Steve Felde (fell-dee), five Canes bench at least 300 pounds and eight bench press more than 250 pounds. Joe Thomas leads the way at 375, followed by Deandre Burnett (315), who is up 85 pounds since arriving at UM. Also in the 300-club are Angel Rodriguez (300/+60), Manu Lecomte (300/+85) and Mike Fernandez (300/+95).

**THIS SEASON MIAMI HAS ...**

- Defeated Duke and Syracuse on the road in the same season, the second time this has ever happened, and the first time since UNC did during the 1983-84 season
- Defeated three ranked teams: at No. 8/7 Florida, vs. No. 24/25 Illinois and at No. 4 Duke
- Defeated a pair of Top 7 teams in the same season, both on the road: No. 6/7 Florida and No. 4 Duke
- Won two true road games against ranked opponents for the first time since 1998-99: No. 6/7 Florida and No. 4 Duke
- Defeated Coach K (1,000 wins), Coach Boeheim (962), & Coach Donovan (496)
- Ended Duke's 41-game home winning streak, the longest active streak in Division I
- Snapped Duke's 19-game ACC home game winning streak
- Snapped Florida's streak of 33 consecutive home wins, which was the longest streak in school history
- Scored 90 points against Duke, the most points scored by an unranked opponent in a regulation win in Cameron Indoor Stadium since NC State's 96 points on Feb. 23, 1983.
- Dealt Duke the most lopsided loss (16 points) an unranked visitor has handed to a ranked Blue Devil team in the ACC era
- Defeated Syracuse at the Carrier Dome, in front of the largest collegiate crowd of the season to date (Jan. 24): 30,677

**SWOOPÉ SIGNS WITH INDIANAPOLIS COLTS**

Erik Swoopé, former Hurricane basketball player who never played football prior to walking into an NFL locker room this summer, was on the Colts practice squad this season and on Jan. 20, signed a reserve/future contract.

**LARKIN WITH KNICKS IN SECOND NBA SEASON**

Former Cane Shane Larkin is in his second season in the NBA, playing for the New York Knicks after being traded from the Dallas Mavericks. Larkin is averaging 5.7 points, 2.0 rebounds, 2.5 assists and 1.2 steals in 22.3 minutes per game, through 61 games. He's shooting 42.5 percent from the field.

**DARIUS RICE NAMED ACC LEGEND**

Darius Rice has been named Miami's 2015 ACC Basketball Legend. A three-time All-BIG EAST Conference selection, the 6-foot-10 Rice was named to the BIG EAST All-Rookie Team and earned first team All-District 6 honors three times while at Miami. Rice led the Canes to the 2002 NCAA Tournament and the 2001 NIT. He ended his collegiate career with 1,865 points (16.1 ppg) and 666 rebounds (5.7 rpg).

**LARRAÑAGA CONTRACT EXTENDED THROUGH 2022**

The University of Miami extended Coach Jim Larrañaga's contract through May 31, 2022, Director of Athletics Blake James announced in September 2014. Larrañaga first signed a five-year contract in April 2011, then was granted a three-year extension in 2012.

**ANTHONY LAWRENCE, JR. SIGNS NLI WITH CANES**

Anthony Lawrence, Jr. has signed a National Letter of Intent to play basketball for the University of Miami.

Nicknamed "Amp," Lawrence is a 6-7, 200-pound guard/forward from Saint Petersburg, Fla., who led his Lakewood Senior High School team to the Class 5A state championship game as a junior. Lawrence scored 18 points in the championship game and totaled 25 rebounds in two state tournament games. Anthony's father, Anthony Lawrence Sr. was a two-year letterman at Miami from 1991-93.

**DARIUS RICE NAMED ACC LEGEND**

Darius Rice has been named Miami's 2015 ACC Basketball Legend. A three-time All-BIG EAST Conference selection, the 6-foot-10 Rice was named to the BIG EAST All-Rookie Team and earned first team All-District 6 honors three times while at Miami. Rice led the Canes to the 2002 NCAA Tournament and the 2001 NIT. He ended his collegiate career with 1,865 points (16.1 ppg) and 666 rebounds (5.7 rpg).

**COACH L TIES TO THE ACC**

Coach Jim Larrañaga was an assistant coach at Virginia from 1979-1986, under the leadership of Terry Holland. In those seven seasons, Larrañaga helped the Cavaliers to five NCAA appearances: Final Four twice, Elite Eight once, Sweet 16 once and Round of 64 once, as well as two NIT appearances, including the Championship and Quarterfinal round.

**CANES IN NATIONAL STATS (as of March 22)**

Category	Rank	Actual	Nat'l Leader	Actual
Turnovers Per Game	14	10.2	Wisconsin	7.5
Personal Fouls Per Game	19	15.5	Wisconsin	12.0
Free-Throw Percentage	24	74.4	Illinois	79.4
3-pt Field Goal Attempts	26	762.0	VMI	1078.0
Total 3-point FGM	26	278.0	Eastern Wash.	344.0
Fewest Turnovers	35	356.0	Cal Poly	255.0
Three-Point FG Per Game	36	7.9	VMI	11.4
Assist Turnover Ratio	36	1.29	Davidson	1.81
Total Assists	70	461.0	North Carolina	649.0
Won-Lost Percentage	73	65.7	Kentucky	100.0
Fewest Fouls	74	542.0	Wisconsin	420.0
Three-Point FG Percentage	79	36.5	UC Davis	44.7
Free Throws Made	83	497.0	BYU	679.0
Scoring Margin	86	5.3	Kentucky	20.8
Total Rebounds	86	1186.0	North Carolina	1513.0
Scoring Defense	89	63.4	Virginia	51.2
Turnover Margin	99	1.1	Eastern Ky.	7.1

**CANES TOP 100 NATIONALLY (as of March 16)**

Angel Rodriguez	Rank	Actual
Steals Per Game	57	1.84
Total Steals	62	59.0

Sheldon McClellan	Rank	Actual
Field-Goal Percentage	74	49.4

Tonye Jekiri	Rank	Actual
Total Rebounds	5	354.0
Defensive Rebounds / Game	13	6.94
Rebounds Per Game	15	10.1
Double Doubles	43	11.0
Offensive Rebounds /Game	48	3.17
Total Blocks	87	51.0

**UM RECORDS**

GAME	ACC GAME
POINTS SCORED 59 - Rick Barry vs. Rollins, 1965	35 - Jack McClinton vs. North Carolina 02/15/09
FIELD GOAL % 1.000 (7-7) - Raymond Hicks vs. NC A&T, 2008	.900 (9-10) - Reggie Johnson at Duke 01/02/11
3-POINT FG 9 - Johnny Hemsley vs. Lafayette, 1999	7 (3x) last - Jack McClinton vs. North Carolina 02/15/09
3-POINT FG% 1.000 (5-5) (5x) last - Malcolm Grant vs. NC State, 2011	1.000 (5-5) - James Palmer at Virginia Tech 03/07/15
	1.000 (5-5) - Malcolm Grant at NC State 01/23/11
FT MADE 22 (2x) last - Rick Barry vs. Florida Southern, 1965	16 - Jack McClinton vs. NC State 03/07/09
FT % 1.000 (16-16) - Jack McClinton vs. NC State, 2009	1.000 (16-16) - Jack McClinton vs. NC State 03/07/09
REBOUNDS 29 - Rick Barry vs. Oklahoma City, 1965	17 - Tonye Jekiri vs. Clemson 02/08/15
ASSISTS 14 - Michael Gardner vs. Pittsburgh, 1993	9 (3x) last - Shane Larkin vs. North Carolina 02/09/13
STEALS 9 - Jerome Scott vs. FIU, 1991	6 - Shane Larkin at North Carolina 01/10/12
BLOCKED SHOTS 13 - Anthony King vs. Florida Atlantic, 2004	6 - Anthony King vs. Florida State 01/15/05

**2014-15 QUICK HITS**

- UM opened the season with nine scholarship players available. This is the second-straight season the Canes open the campaign with eight or more new players and only nine available scholarship players.
- Miami has 10 new players on the roster for 2014-15: Eight scholarship newcomers, one D-I transfer who must sit out and one walk-on.
- UM opened the 2014-15 campaign with just two players from the 2013-14 season, in sophomore Manu Lecomte and junior Tonye Jekiri. Sophomore Davon Reed was out through Dec. 5 with a lower extremity injury.
- Miami's 14-man roster includes players from five countries - Belgium, Nigeria, Puerto Rico, Spain, U.S. - six states - Florida, Texas, New York, Pennsylvania, New Jersey, New Hampshire - and Washington, D.C.
- There are no seniors playing for the Canes: One graduate student, five juniors, three sophomores and five freshmen.
- Three D-I transfers are eligible to play in 2014-15: Sheldon McClellan (Texas), Angel Rodriguez (Kansas State) and Joe Thomas (Niagara).
- The Canes lost six players - including three starters and the team's top two scorers - from the 2013-14 season, five to graduation and one transferred.
- Miami lost five of its top seven players from 2013-14. To open the 2013-14 season, Miami had lost its top six players from the 2012-13 ACC Championship campaign.
- Without Reed, the Canes returned 11.9 points, 7.6 rebounds, 3.0 assists, 1.3 steals and 0.9 blocks per game from the 2013-14 season. A year ago, Miami opened the 2013-14 season returning 9.3 points, 5.1 rebounds, 1.1 assists, 0.8 steals and 0.5 blocks per game.
- For the second-straight season, Miami returned the fewest points per game (18.4) and rebounds per game (9.2) of all ACC schools.
- The Canes held opponents to just 59.5 points per game in 2013-14, which was ranked No. 11 of 345 teams in Division I. Miami also averaged 61.5 ppg, which was ranked No. 337.
- The Canes lost 10 games by five points or less, or in overtime, during the 2013-14 season, on their way to a 17-16 overall record.

**LARRAÑAĞA MEMBER OF UM FACULTY**

Coach Jim Larrañağa is an Adjunct Assistant Professor of Kinesiology and Sport Sciences at the University of Miami. Due to his head coaching responsibilities, Larrañağa is a guest lecturer at several different classes in the School of Education and Human Development throughout the semester.

**US NEWS AND WORLD REPORT**

According to latest US News & World Report rankings, the University of Miami is tied for the top academic institution in the state of Florida and ranks 48th nationally.

**MIAMI BASKETBALL – THE EARLY YEARS**

The University of Miami basketball program was dormant for 14 years from 1971-1985. In 1983 Director of Athletics Sam Jankovich announced the resurrection of men’s basketball at Miami, with the reinstatement vote by the UM Board of Trustees on Oct. 12, 1983. Head coach Bill Foster was hired March 21, 1984, adding assistants Clint Bryant, Seth Greenberg and Cesar Odio by July 1. Tim Harvey was the staff’s first recruit, a 6-10, 240-pound center from Plainfield, N.J., who transferred from Georgia Tech.

On Oct. 15, 1984 the first men’s basketball practice in 12 years was held on the patio in the center of campus, viewed by more than 200 students. Miami defeated The Citadel, 85-77, on Nov. 22, 1985, in the first game of the new era of UM basketball.

**ATTITUDE, COMMITMENT AND CLASS**

Attitude, commitment and class are the cornerstone values of the Miami basketball program. Attitude: Be positive. Life is 10% what happens to you and 90% how you react to it. Commitment: Make a total and unconditional commitment to our program. Be passionate about what you do. Class: Show pride and respect in yourself and our program. Be the best you can be in thought, word and deed.

**DIVERSITY AT UM EXTENDS TO COURT**

Five Miami players speak English as a second language: Ivan Cruz Uceda - Spanish (Spain); Mike Fernandez - Spanish (Cuba); Tonye Jekiri - African; Manu Lecomte - French; Angel Rodriguez - Spanish (Puerto Rico). UM is the academic home of nearly 1,700 foreign students of all socioeconomic backgrounds, from more than 110 countries as diverse as Peru, Pakistan, and Poland. Miami’s diversity also is evident in its full-time faculty, which is nearly 36 percent minority, making UM one of the most diverse major private research universities.

**QUICK HITS**

- In Miami’s huddles, the guards stand to the left of Coach L and the forwards to the right, in ascending height order.
- Looking at UM’s bench, assistant coach Huger & guards sit to the left of Coach L, while assistants Konkol & Caputo sit to the right with forwards.
- Coach L believes in the power of habits, referencing Stephen Covey’s “7 Habits of Highly Effective People.”
- Coach L often references his Franklin Covey planners from the past 15 years, all of which are in a cabinet above his desk.
- When plying for his job, Chris Caputo sent Coach L a heart and said, “I’d give my heart and soul to be on your staff.”
- Coach L and assistant Michael Huger played pro basketball in Belgium, the home country of PG Manu Lecomte. The coaches never saw Lecomte play in person and Lecomte did not visit campus before arriving for classes.
- On June 27, 2013 sophomore Shane Larkin was the No. 18 pick in the NBA Draft.
- In 2013, Shane Larkin tested as the best all-around athlete of the 61 players at the NBA combine.


**ABOUT THE HEAD COACH**

- Coach L was influenced by his HS coach, the late Jack Curran, the winningest HS basketball & baseball (combined) coach in the nation.
- Coach L’s son, Jon, plays pickup basketball games with President Obama and his son, Jay, is an assistant coach for the Boston Celtics.
- Coach L’s family was originally from Spain and his grandfather was raised in Cuba. The family made Larrañağa Cigars.
- Coach L’s father had a love for the open road, a trait he passed on to his son, who has a love for geography.
- Coach L has been the commissioner and his staff has coached at the Dwyane Wade Fantasy Camp in Miami.
- In Catholic school, Coach L’s nun/teacher couldn’t pronounce the ñ in Larrañağa, thus the current Lare-uh-nay-guh pronunciation.

**ABOUT THE UNIVERSITY OF MIAMI**

- Miami is tied for No. 1 in Florida & Top 50 in the nation in the U.S. News & World Report’s annual “Best Colleges” rankings.
- Miami, a small, private university with 9,500 undergraduate students, has an 11:1 student to faculty ratio.
- Miami basketball ranks in the Top 10 percent nationally in Academic Progress Rates (APR).
- Miami is ranked No. 3 in the nation for Race/Class Interaction by The Princeton Review. More than 50% of UM students are minorities.
- Six-time NBA All-Star Amar’e Stoudemire took classes at The U to earn his bachelor’s degree.
- At UM, more than 50 percent of classes for undergraduates have 16 or fewer students; over 75 percent have 27 or fewer students.

**2015 NATIONAL INVITATION TOURNAMENT**





MIAMI'S RECORD WHEN... RECORD	2014-15		COACH L	
	ALL	ACC	AT UM	ACC
All games	23-12	10-8	89-48	41-29
Home	12-6	5-4	48-19	22-13
Away	7-4	5-4	29-21	19-16
Neutral	4-2		12-8	
November	7-0		19-6	
December	3-3		15-9	0-1
January	4-3	4-3	18-11	16-11
February	4-5	4-5	20-14	19-14
March	5-1	2-0	17-8	6-3
Vs. Top 10 opponents	2-2	1-2	4-8	3-7
Vs. Top 25 opponents (includes Top 10)	3-6	1-5	8-20	5-15
Vs. RV opponents (either or both polls)	1-0	1-0	8-2	3-0
Vs. teams over .500 on game day	13-10	7-6	52-41	26-24
Vs. teams under .500 on game day	8-2	3-2	25-6	11-5
Vs. teams at .500 on game day	2-0	0-0	11-1	4-0
While UM is in the top 25	4-4	0-2	20-8	12-5
While UM is RV (only)	7-1	2-0	14-4	4-1
Leading at halftime	13-3	2-3	66-12	27-9
Trailing at halftime	8-8	6-5	19-34	10-19
Tied at halftime	1-1	1-0	5-2	3-1
Single overtime			2-6	1-2
Double overtime	1-1	1-1	3-1	2-1
In overtime games (single+double)	1-1	1-1	5-7	3-3
Leading with 2:00 left in regulation	20-2	8-2	80-6	37-3
Trailing with 2:00 left in regulation	2-10	1-6	7-40	3-25
Tied with 2:00 left in regulation			1-1	0-1
UM shoots 50% or better from field	8-0	2-0	28-2	10-2
UM shoots 40-49% from field	13-4	7-4	52-13	28-10
UM shoots under 40% from field	2-8	1-4	9-33	3-17
Opp. shoots 50% or better from field	2-4	0-2	5-13	2-7
Opp. shoots 40-49% from field	12-7	8-5	40-23	21-14
Opp. shoots under 40% from field	10-1	2-1	45-12	18-8
UM shoots 70% or better from the line	18-7	8-5	52-23	22-15
UM shoots less than 70% from the line	5-5	2-3	37-25	19-13
UM makes more 3-point FGs	17-7	6-5	43-20	22-16
UM makes fewer 3-point FGs	2-4	2-2	29-19	14-11
3-point FGs are even	4-1	2-1	8-2	5-2
Four or more Canes in double figures	8-3	4-2	41-9	18-7
Three Canes score in double figures	10-4	5-2	35-20	18-8
Two or less Canes score in double figures	5-5	1-4	13-19	5-14
UM outrebounds opponent	15-2	6-1	59-17	25-11
Opp. outrebounds UM	6-10	4-7	26-31	15-18
Tied in rebounds	2-0		4-0	1-0
UM records 10 or more steals	4-1	1-0	13-4	4-1
UM records 15 or more assists	10-1	4-1	28-1	14-1
UM commits less than 15 turnovers	20-12	8-8	78-41	36-25
UM commits 15 or more turnovers	1-0		9-2	3-4
UM commits less turnovers than opp.	14-6	7-4	52-20	23-10
UM commits more turnovers than opp.	7-4	2-3	31-18	15-13
Tied in turnovers	2-2	1-1	6-9	3-6
UM scores 59 points or less	2-6	1-4	9-25	5-16
UM scores between 60-69 points	7-3	4-1	25-14	13-5
UM scores between 70-79 points	8-2	1-2	37-8	15-7
UM scores between 80-89 points	5-1	3-1	13-1	5-1
UM scores between 90-99 points	1-0	1-0	5-0	3-0
UM scores 100 or more points			0-0	0-0
Playing during the morning (11 a.m.)	1-0		1-0	
Playing during the afternoon	4-5	4-4	29-15	16-11
Playing in the evening (5 p.m. or later)	18-7	6-4	58-32	25-18
Games decided by three points or less	3-3	1-3	10-11	5-9
Games decided by four to 10 points	9-5	5-4	29-20	15-14
Games decided by 11-19 points	4-2	2-0	31-13	12-3
Games decided by more than 20 points	7-2	2-1	19-4	9-3

**UM SINCE THE ARRIVAL OF JIM LARRAÑAGA IN 2011**

- 2013 ACC Regular Season Champions
- 2013 ACC Tournament Champions
- Ranked No. 2/2 - Miami's program high - Feb. 18, 2013
- No. 1 seed at 2013 ACC Tournament
- No. 2 seed in 2013 NCAA Tournament
- Won school record 29 games in 2013
- Won 15 ACC games in 2013
- 14-game win streak (tied 1946-47 & 2001-02) from Jan. 2 - Feb. 19, 2013
- 13-0 start in 2013 conference play, topping school-best nine ACC victories, which was set in 2011-12
- Sophomore Shane Larkin selected No. 18 in the 2013 NBA Draft by Atlanta Hawks, then traded to Dallas Mavericks
- All six seniors from 2013-14 championship season earned academic degree from UM: Garrius Adams, Julian Gamble, Reggie Johnson, Kenny Kadji, Trey McKinney Jones, Durand Scott
- Defeated No. 1 Duke, 90-63, on Jan. 23, 2013 in Coral Gables
- Defeated Duke twice within 12 months, at both Cameron Indoor Stadium and the BankUnited Center
- First team to beat Duke and UNC by 20+ points in the same season since Maryland in '74-75 season
- First team to beat Duke and UNC by 25+ points since the start of ACC play in 1953
- Defeated three teams in The Triangle in the same season: UNC, Duke & NC State
- In 2012-13 defeated three teams in the Top 20 for the first time since joining the ACC - the last time was in 1999-00
- Five home sellouts of 7,972 fans vs. Duke, Florida State, North Carolina, Virginia and Clemson
- Ended Duke's 41-game home winning streak, the longest active streak in Division I
- Snapped Duke's 19-game ACC home game winning streak
- Miami's 90 points scored against Duke are the most points scored by an unranked opponent in a regulation win in Cameron Indoor Stadium since NC State's 96 points on Feb. 23, 1983.
- Dealt Duke its last two regular-season losses by 16-or-more points: 27 (90-63) on Jan. 23, 2013 at Miami, and 16 (90-74) on Jan. 13, 2015 at Duke
- Handed Duke the most lopsided loss (16 points) an unranked visitor has handed to a ranked Blue Devil team in the ACC era
- Miami is the only team in the country to beat Duke three times
- Miami is the only team in the country to play Duke multiple times and have a winning record
- Dealt Duke two of its five overall and three ACC losses by 16-plus points
- Scored 90 points against Duke twice
- Won at Cameron Indoor Stadium twice
- Defeated a pair of Top 8 teams in the same season, both on the road: No. 6/7 Florida and No. 4 Duke
- Won two true road games against ranked opponents for the first time since 1998-99: No. 6/7 Florida and No. 4 Duke
- First team to defeated Duke and Syracuse on the road in the same season since the 1983-84 season (UNC).

**AWARDS**

- 2013 Coach of the Year - Jim Larrañaga
- 2013 Naismith Coach of the Year - Jim Larrañaga
- 2013 ACC Coach of the Year - Jim Larrañaga
- 2013 Henry Iba National Coach of the Year - Jim Larrañaga
- 2013 Adolph Rupp Cup Coach of the Year - Jim Larrañaga
- 2013 ACC Player of the Year (Coaches) - Shane Larkin
- 2013 ACC Defensive Player of the Year - Durand Scott
- Nine All-ACC selections: Shane Larkin 1st team, Kenny Kadji 2nd team & 3rd team, Scott H.M. (twice), Rion Brown 3rd team, Tonye Jekiri H.M., Sheldon McClellan H.M., Angel Rodriguez H.M.
- Four All-ACC Defensive Team players: Shane Larkin, Durand Scott, Julian Gamble, Tonye Jekiri
- 2012 ACC All-Rookie Team - Shane Larkin
- 2013 ACC All-Academic Team - Raphael Akpejori, 2014 ACC All-Academic Team - Davon Reed
- 2013 ACC Tournament MVP - Shane Larkin
- Four ACC All-Tournament team nods: Shane Larkin (1st), Durand Scott (1st), Julian Gamble (2nd), Trey McKinney Jones (2nd)
- Seven ACC Player of the Week awards: Reggie Johnson (2012), Durand Scott (2012 & 2013), Shane Larkin (2013), Angel Rodriguez (2014) and Sheldon McClellan (2014).
- One ACC Rookie of the Week: Shane Larkin (2012)
- NABC Honors Court: Raphael Akpejori
- ACC Academic Honor Roll: Raphael Akpejori, Justin Heller, Donnavan Kirk.

**COACH LARRAÑAGA'S MILESTONE VICTORIES**

Victory	Date	Opponent	Score	School
50	02/10/88	Miami (Ohio)	65-59	Bowling Green
100	02/23/91	Kent State	84-57	Bowling Green
150	12/22/94	at Ohio State	59-50	Bowling Green
200	12/27/97	Northeastern	66-60	George Mason
250	12/20/00	Coastal Carolina	81-65	George Mason
300	12/02/03	East Carolina	76-65	George Mason
350	01/26/06	William & Mary	81-58	George Mason
400	02/27/08	William & Mary	68-59	George Mason
450	12/08/10	Loyola (Md.)	66-52	George Mason
500	01/05/12	at Georgia Tech	62-49	Miami
550	01/24/15	at Syracuse	66-62	Miami





# HEAD COACH JIM LARRAÑAGA

Fourth Season | Providence, 1971

Hometown: The Bronx, N.Y. | Head Coach: American International, 1977-79 | Bowling Green, 1986-97 | George Mason, 1997-2011 | Miami, 2011-present

## LARRAÑAGA'S CAREER

### Head Coach

2011-pres. Miami  
1997-2011 George Mason  
1986-97 Bowling Green  
1977-79 American International

### Assistant

1979-86 Virginia  
1971-76 Davidson

### Player / Coach

1977 Geronemo Basketball Club (Belgium)

## EDUCATION

Providence College, 1971, B.A. Economics  
Archbishop Malloy High School, 1967

## NCAA APPEARANCES

1999 - George Mason  
2001 - George Mason  
2006 - George Mason (Final Four)  
2008 - George Mason  
2011 - George Mason  
2013 - Miami (Sweet 16)

## NIT APPEARANCES

1990 - Bowling Green  
1991 - Bowling Green  
1997 - Bowling Green  
2002 - George Mason  
2004 - George Mason  
2009 - George Mason  
2012 - Miami

## PLAYING CAREER

Geronemo Basketball Club (Belgium) 1976-77  
Providence College, 1967-71  
Archbishop Molloy, 1963-67

## MISCELLANEOUS

AP, Naismith, Henry Iba Coach of the Year, 2013  
ACC Coach of the Year, 2013  
Clair Bee Coach of the Year, 2006  
CAA Coach of the Year, 2011, 1999

## PERSONAL

Born: Oct. 2, 1949 Hometown: The Bronx, N.Y.  
Wife: Liz Sons: Jay and Jon

(1999, 2001, 2008). A two-time CAA Coach of the Year honoree, Larrañaga earned the accolade in 2011, leading the Patriots to a 27-7 overall record and 16-2 conference mark en route to the CAA regular-season title and their fifth NCAA Tournament appearance under his leadership. Seeded a program-best eighth in the NCAA Tournament, George Mason rallied from a double-digit deficit to defeat ninth-seeded Villanova, 61-57, before falling to overall No. 1 seed Ohio State in the third round. In 2006, Larrañaga became the first coach at a mid-major school to take his team to the Final Four in 27 years and earned an at-large berth for a CAA team for the first time in 20 years. Along the way, he led Mason to a school record in wins, the school's first national ranking, George Mason's first appearance in the Top 10 and the school's first wins over Top 10 teams.

With 29 years of head coaching experience, the native of The Bronx, N.Y., previously served as the head coach at Bowling Green for 11 seasons (1986-1997) and at Division II American International for two seasons (1977-79). His first coaching opportunity came at Davidson College, where he served as an assistant coach to Terry Holland. Davidson captured three Southern Conference regular-season championships and an NIT berth in his five years there, and he compiled a 47-12 record doubling as the freshman team coach. In 1976, he left Davidson and spent one season as player-coach for the Geronemo Basketball Club in Belgium. A 1971 graduate of Providence College with a degree in economics, Larrañaga was a four-year letterman for the Friars. As the team captain in his senior season, he led Providence to a 20-8 record and an NIT appearance. He graduated as the school's fifth all-time leading scorer with 1,258 points and was selected in the sixth round of the draft by the Detroit Pistons of the National Basketball Association. He was the team's top scorer as a sophomore and junior and was named New England's Division I Sophomore of the Year in 1969. He was inducted into the Providence College Hall of Fame in 1991.

Larrañaga, 65, and his wife, Liz, have two sons - Jay, who played for his father at Bowling Green and is an assistant coach with the Boston Celtics, and Jon, who was a member of his father's George Mason teams from 1999-2003 - and four grandchildren.

Jim Larrañaga was named the 12th head coach of the University of Miami men's basketball program on April 22, 2011.

After leading UM to the 2013 NCAA Sweet 16, and winning the school's first ACC regular season and tournament championships, Larrañaga was honored as the, Naismith, USBWA Henry Iba and ACC Coach of the Year. The Bronx native helped Miami to a No. 2 national ranking by both the and USA TODAY, and a No. 2 seed in the NCAA tournament. He is the 10th coach in the last 10 years to lead two top-10 programs, as Miami was No. 2 on Feb. 18, 2013, and George Mason was No. 8 in the final Top 25 poll in 2006.

Larrañaga directed the Canes to a 27-point win over No. 1 Duke and three other 20+ point wins over ACC opponents that season, including North Carolina (+26), Florida State (+24) and Boston College (+22). UM's 29 overall and 15 ACC wins in 2012-13 were program-bests, as was the 14-game winning streak and 13-0 start in conference play. Other program firsts include defeating all three teams in the North Carolina Triangle in the same season, beating a trio of teams in the Top 20 since joining the ACC and hosting five home sellouts at the BankUnited Center.

Individually, Coach L saw Shane Larkin earn the ACC Player of the Year and Lute Olson National Player of the Year awards, as well as All-American status and finalist nods for the Bob Cousy, John Wooden and James Naismith player of the year honors before declaring early for the 2013 NBA Draft. Larkin was also the ACC Tournament MVP, on the All-ACC Defensive team and a defensive All-American. Durand Scott was the ACC Defensive Player of the Year, three players - Larkin, Scott and Kenny Kadji - were listed on all-conference teams and four were on the ACC All-Tournament Team - Larkin, Scott, Julian Gamble and Trey McKinney Jones. All six seniors on the Sweet 16 team earned academic degrees from the University of Miami and one player was listed on the All-ACC Academic team.

Larrañaga came to Miami after serving as the head coach at George Mason for 14 seasons. He guided that program to five NCAA Tournament appearances (1999, 2001, 2006, 2008, 2011) - including an unprecedented run to the 2006 Final Four that captured the nation's attention, defeating Michigan State, North Carolina, Wichita State and UConn along the way. Following that run, he was selected the 2006 Clair Bee Coach of the Year. Larrañaga built the GMU Patriots' program into a perennial contender in the highly-regarded Colonial Athletic Association, winning more games (273) than any other coach in program and conference history en route to three conference titles

## LARRAÑAGA'S CAREER RECORDS

School	Years	Overall	Conference
American International	1977-1979	27-26	none
Bowling Green	1986-1997	170-144	101-85
George Mason	1997-2011	273-164	165-79
Miami	2011-pres.	89-48	41-29
<b>Overall</b>	<b>31</b>	<b>559-382</b>	<b>307-193</b>

## COACH JIM LARRAÑAGA AT A GLANCE

2013 Coach of the Year	2013 Naismith Coach of the Year
2006 Clair Bee Coach of the Year	2013 Henry Iba Coach of the Year
2013 ACC Coach of the Year	2013 Adolph Rupp Cup Coach of the Year
2013 NABC All-District II Coach	2013 USBWA District IV Coach of the Year
2001 & 1999 CAA Coach of the Year	Six NCAA tournament appearances
1999 CAA Coach of the Year	2013, 2011, 2008, 2006, 2001, 1999
1997 MAC Coach of the Year	Seven postseason NIT appearances
Eight 20-win seasons	2012, '09, '04, '02, '97, '91, '90

Coached Shane Larkin - ACC Player of the Year, ACC Tournament MVP, USBWA All-District, Sporting News All-American, finalist for Cousy, Naismith & Wooden awards, All-ACC First Team and All-ACC Defensive Team  
Coached Durand Scott - ACC Defensive Player of the Year, ACC Tournament First Team, All-ACC Third Team

Coached George Evans, who was a three-time CAA Player of the Year, the CAA Rookie of the Year, a three-time CAA Defensive Player of the Year and on the CAA All-Defensive Team three times.

Nine All-Atlantic Coast Conference selections

Four ACC All-Tournament team selections

Four coaches and three media ACC All-Defensive Team selections

28 All-Colonial Athletic Conference selections

Three All-America players

Nine CAA All-Defensive Team selections

Eight CAA All-Rookie Team selections

Three Dean Ehlers Award winners - given to the CAA player who best meets the criteria of academic achievement, leadership and community service.

12 All-MAC Conference selections

Coached Antonio Daniels - MAC Player of the Year and MAC Freshman of the Year

Two MAC Freshman of the Year selections

Four MAC All-Freshman Team selections

## LARRAÑAGA YEAR-BY-YEAR

Year	School	Overall W-L	Conference W-L	Finish	Post-Season
1977-78	American International	14-13			
1978-79	American International	13-13			
1986-87	Bowling Green	15-14	10-6	3	
1987-88	Bowling Green	12-16	7-9	t-5	
1988-89	Bowling Green	13-15	6-10	t-6	
1989-90	Bowling Green	18-11	9-7	t-3	NIT 0-1
1990-91	Bowling Green	17-13	9-7	t-4	NIT 0-1
1991-92	Bowling Green	14-15	8-8	5	
1992-93	Bowling Green	11-16	8-10	t-6	
1993-94	Bowling Green	18-10	12-6	t-2	
1994-95	Bowling Green	16-11	10-8	t-5	
1995-96	Bowling Green	14-13	9-9	t-6	
1996-97	Bowling Green	22-10	13-5	t-1	NIT 0-1
1997-98	George Mason	9-18	6-10	6	
1998-99	George Mason	19-11	13-3	1	NCAA 0-1
1999-00	George Mason	19-11	12-4	t-1	
2000-01	George Mason	18-12	11-5	3	NCAA 0-1
2001-02	George Mason	19-10	13-5	2	NIT 0-1
2002-03	George Mason	16-12	11-7	4	
2003-04	George Mason	23-10	12-6	3	NIT 2-1
2004-05	George Mason	16-13	10-8	6	
2005-06	George Mason	27-8	15-3	t-1	NCAA 4-1
2006-07	George Mason	18-15	9-9	5	
2007-08	George Mason	23-11	12-6	2	NCAA 0-1
2008-09	George Mason	22-11	13-5	2	NIT 0-1
2009-10	George Mason	17-15	12-6	4	CIT 0-1
2010-11	George Mason	27-7	16-2	1	NCAA 1-1
2011-12	Miami	20-13	9-7	t-4	NIT 1-1
2012-13	Miami	29-7	15-3	1	NCAA 2-1
2013-14	Miami	17-16	7-11	10	
2014-15	Miami	23-12	10-8	6	NIT 2-0
<b>Overall</b>		<b>559-382</b>	<b>307-193</b>		<b>12-14</b>

**RECAPPING MIAMI AT DUKE, JAN. 13, 2015**

\* With Miami's 16-point win at Cameron on Jan. 13, UM ended Duke's 41-game home winning streak, the longest active streak in Division I. The last team to defeat Duke at home was North Carolina on March 3, 2012, with an 18-point victory.

\* Miami also snapped Duke's 19-game ACC home game winning streak.

\* According to the Associated Press, Duke's loss to unranked Miami marked just the seventh home loss the Blue Devils have sustained in the last 242 games against unranked teams.

\* Miami's 90 points scored against Duke are the most points scored by an unranked opponent in a regulation win in Cameron Indoor Stadium since NC State's 96 points on Feb. 23, 1983.

\* Miami has dealt Duke its last two regular-season losses by 16-or-more points: 27 (90-63) on Jan. 23, 2013 at Miami, and 16 (90-74) on Jan. 13, 2015 at Duke.

\* In a span of six days, Miami's men's and women's basketball teams both beat teams ranked No. 4 in the country with the men defeating Duke by 16 points, and the women taking down Notre Dame by 15 points. Miami and North Carolina are the only schools in the country with wins over top five teams in men's and women's basketball this season. Miami is the only one with wins over a top four team in both.

**With back-to-back wins over Duke by NC State and Miami ...**

\* Duke was beaten in back-to-back regular season games for the first time since 2009 (Feb. 11, 101-87 to UNC; Feb. 15, 80-74 to Boston College).

\* Duke was defeated in back-to-back games by 12+ for the first time since 1995-96 (March 8, 82-69 to Maryland; March 14, 75-40 to Eastern Michigan).

\* Coach K lost consecutive conference games by 12+ for the first time since 1982-83. That same season, Duke lost its last two games by 12+ points, including a 43-point loss in the ACC Tournament to No. 2 Virginia, where Coach Jim Larrañaga was an assistant coach.

**Miami's 16-point win over Duke ...**

\* is the most lopsided loss an unranked visitor has handed to a ranked Duke team in the ACC era.

\* is the third time in the past 25 years Duke has lost a home game by more than 16 points. The other two were 88-70 vs. UNC on March 3, 2012 and 77-60 vs. NC State on Jan. 18, 1995.

\* is the Blue Devils' worst defeat since the 18-point loss to Louisville on March 31, 2013 in the NCAA Tournament.

\* is the fifth-largest home margin of defeat of Coach K's Duke career. In 526 home games, his worst home losses are: 24 to D. Smith ('83), 20 to D. Smith ('89), 18 to R. Williams ('12), 17 to Valvano ('83), 16 to Larrañaga ('15).

**Since Coach L's arrival at Miami in 2011-12 ...**

\* Miami is the only team in the country to beat Duke three times.

\* Miami is the only team in the country to play Duke multiple times and have a winning record.

\* Duke has five losses by 16-plus - two of them are to Miami.

\* Duke is 1-4 when allowing its opponent to score 90 points. Miami has two of those victories: 27 (90-63) on Jan. 23, 2013 at Miami, and 16 (90-74) on Jan. 13, 2015 at Duke. Syracuse and Kansas also won by scoring 90 points, both in 2013-14.

\* In Miami's eight wins over ranked teams, the Canes have outscored their opponents by 10.4 points per game (621-538).

\* Miami is the only ACC school with three wins over Duke and one of five ACC schools with multiple wins over the Blue Devils.

\* Miami is the only ACC school with a winning record over Duke after playing multiple games. (ND is 1-0).

**Since 2009-10 (Duke's last national championship year) ...**

\* Miami is the only team to win at Cameron Indoor Stadium twice.

\* Duke has lost four home games - half of them are to Miami.

\* Duke has three ACC losses by 16-plus points - two of them are to Miami.

**With wins over No. 6/7 Florida and No. 4 Duke ...**

\* Miami has defeated a pair of Top 8 teams in the same season, both on the road.

\* Miami has won two true road games against ranked opponents for the first time since 1998-99, when the Canes downed No. 9/10 St. John's 73-70, No. 18/17 Syracuse 76-63 and No. 2 Connecticut 73-71, all on their home courts.

**Team Notes**

\* Miami's win over Duke marked its second win on the road over a Top 10 opponent. Earlier this season, Miami defeated then No. 8/7 Florida.

\* The Hurricanes' win over No. 4 Duke is the highest ranked opponent Miami has defeated on the road since its 73-71 win over No. 2 Connecticut.

\* Since the arrival of Jim Larrañaga at Miami, the Hurricanes have posted a 3-2 mark against Duke, earning three of UM's five all-time wins against the Blue Devils.

\* Miami has outscored Duke 380-357 in those five games. The Canes have made 46.1 percent (135-293) of their shots while the Blue Devils have hit only 40.4 percent (127-314). From distance, Miami is 34-93 (36.6%) and Duke is 38-123 (30.9%). The Canes have out-rebounded Duke 196-194 and scored more points in the paint (164-152).

**5 games Points FG% 3FG% Reb Points in Paint**

Miami 380 46.1 (135-293) 36.6 (34-93) 196 164

Duke 357 40.4 (127-314) 30.9 (38-123) 194 152

\* In the three games played at Cameron Indoor Stadium, Miami has outscored Duke 244-227. Unranked Miami defeated the No. 7/5 Blue Devils 78-74 in overtime in 2012, fell 79-76 to No. 3/3 Duke in 2013, when Miami was ranked No. 6/7, and defeated No. 4 Duke 90-74 in 2015. In those three games, there were 28 lead changes and 23 times the score was tied.

\* Miami's 90 points against Duke were a season high. The Hurricanes' 56 second-half points were the most points Miami has scored in one half of play all year.

\* Miami's matchup with Duke marked the Canes' third Top 10 opponent it has faced this season (No. 7 Florida, No. 3 Virginia and No. 4 Duke).

\* With the win, Miami improved to 4-7 in ACC road openers since joining the league in 2004-05. They also hold a 3-5 mark against ranked teams in ACC road openers.

\* Miami led by as many as 20 points with 1:09 remaining in the game.

\* The Hurricanes outrebounded the Blue Devils by a 41-31 count and held a 51.8-43.9 shooting advantage.

\* Miami scored 90 points for the fifth time in Coach L's UM career, and the third time in ACC play.

\* The Canes shot 51.8 percent from the field and 50.0 percent (10-20) from three in the game, the sixth time this season Miami has hit more than 50 percent of its shots.

\* UM scored 56 points (66.7 FG%) in the second half against the Blue Devils, a team that only allows opponents 62.7 points per game, on the average.

**Player Notes**

\* Angel Rodriguez scored a game-high 24 points on 8-of-15 shooting. He fell just one point shy of his career-best point total of 25 points, which he set earlier this year against Virginia.

\* Rodriguez scored in double figures for the 13th time this season and the fifth-consecutive game.

\* Rodriguez also scored 20-or-more points for the third time this season.

\* Manu Lecomte finished with a career-high 23 points on 5-of-10 shooting from the field.

\* Lecomte finished in double figures for the ninth time this season.

\* Sheldon McClellan also scored in double figures as he finished with 14 points. McClellan has scored in double figures in 13 straight games. He has scored in double figures in 14 games this season.

\* Tonye Jekiri finished the game with a team-high 10 rebounds. Jekiri has pulled down 10-or-more rebounds in eight games this season, including the last three games.

MIAMI HIGHS	OPPONENT HIGHS	MIAMI LOWS	OPPONENT LOWS
Points 90, at Duke, 1/13	Points 89, Virginia, 1/3	Points 44, vs. Eastern Kentucky, 12/19	Points 39, Savannah State, 12/8
Points/Half 56 (2nd), at Duke, 1/13	Points/Half 54 (2nd), South Alabama, 11/28	Points/Half 18 (2nd), at Florida State, 2/1	Points/Half 12 (1st), Charleston, 12/30
Field Goals Made 32, vs. Akron, 11/21	Field Goals Made 32, South Alabama, 11/28	Field Goals Made 12, vs. Eastern Kentucky, 12/19	Field Goals Made 15, Savannah State, 12/8
Field Goal Att. 68, vs. Virginia, 1/3	Field Goal Att. 79, South Alabama, 11/28	Field Goal Att. 41 (2x) last vs. Eastern Kentucky, 12/19	Field Goal Att. 41, at Florida State, 2/1
Field Goal Pct. 59.3, vs. Akron, 11/21	Field Goal Pct. 56.8, Georgia Tech, 1/28	Field Goal Pct. 29.3, vs. Eastern Kentucky, 12/19	Field Goal Pct. 28.6, Howard, 11/14
3-Point FG Made 15, at Virginia Tech, 3/7	3-Point FG Made 14, Eastern Kentucky, 12/19	3-Point FG Made 4, vs. Florida State, 2/25	3-Point FG Made 2 (3x) last Georgia Tech, 1/28
3-Point FG Att. 30, vs. Illinois, 12/2	3-Point FG Att. 30, Illinois, 12/2	3-Point FG Att. 12, at Pittsburgh, 3/4	3-Point FG Att. 9, at Florida State, 2/1
Free Throws Made 31, vs. Florida State, 2/25	Free Throws Made 27, Virginia, 1/3	Free Throws Made 5 (3x) last at Louisville, 2/21	Free Throws Made 0, Clemson, 2/8
Free Throw Att. 38, vs. Florida State, 2/25	Free Throw Att. 39, Virginia, 1/3	Free Throw Att. 6, vs. Drexel, 11/20	Free Throw Att. 4 (2x) last NC State, 1/22
Rebounds 44, vs. Illinois, 12/2	Rebounds 46, Green Bay, 12/6	Rebounds 22, at Florida State, 2/1	Rebounds 21, NC Central, 3/17
Assists 21 (2x) last vs. Virginia Tech, 2/18	Assists 19 (2x) last Boston College, 2/16	Assists 5, vs. Notre Dame, 3/12	Assists 5, Howard, 11/14
Steals 12 (3x) last at Duke, 1/13	Steals 10, Howard, 11/14	Steals 2 (2x), last vs. NC Central, 3/18	Steals 0, Virginia Tech, 3/7
Blocks 8, vs. South Alabama, 11/28	Blocks 8, at Louisville, 2/21	Blocks 0 (3x) last vs. Notre Dame, 3/12	Blocks 0 (3x) last NC State, 3/17
Turnovers 14, vs. Eastern Kentucky, 12/19	Turnovers 19 (2x) last Savannah State, 12/8	Turnovers 5 (2x) last vs. Boston College, 1/10	Turnovers 6 (3x) last Alabama, 3/21
Bench Points 34 (2x) last vs. Notre Dame, 3/12	Bench Points 36, Virginia Tech, 3/7	Bench Points 5, vs. Florida State, 2/25	Bench Points 0, Louisville, 2/3
Victory Margin 35, vs. Howard, 11/14	Victory Margin 28, Eastern Kentucky, 12/19	Victory Margin 2, at Florida, 11/17	Victory Margin 1, at Florida State, 2/1

MIAMI INDIVIDUAL HIGHS	
Points	31, Sheldon McClellan, at Charlotte, 11/25
Field Goals Made	11, Sheldon McClellan, at Charlotte, 11/25
Field Goal Attempts	22, Angel Rodriguez, vs. Virginia, 1/3
3-Point FG Made	5 (5x) last James Palmer and Manu Lecomte at VI, 3/7
3-Point FG Attempts	10 (2x) last Deandre Burnett, vs. Illinois, 12/2
Free Throws Made	10 (3x) last Manu Lecomte, vs. NC Central, 3/17
Free Throw Attempts	14, Davon Reed, vs. Alabama, 3/21
Rebounds	17, Tonye Jekiri, vs. Clemson, 2/8
Assists	9, Angel Rodriguez, vs. Akron, 11/21
Blocks	5 (2x), Tonye Jekiri, last vs. Clemson, 2/8

OPPONENT INDIVIDUAL HIGHS	
Points	35, Xavier Rathan-Mayes, vs. Florida State, 2/25
Field Goals Made	13, Olivier Hanlan, at Boston College, 2/16
Field Goal Attempts	26, Olivier Hanlan, at Boston College, 2/16
3-Point FG Made	6 (2x), last Xavier Rathan-Mayes, vs. Florida State, 2/25
3-Point FG Attempts	12, Olivier Hanlan, at Boston College, 2/16
Free Throws Made	11, London Perrantes, Virginia, 1/3
Free Throw Attempts	12, London Perrantes, Virginia, 1/3
Rebounds	15, Jahlil Okafor, at Duke, 1/13
Assists	13, Kris Dunn, Providence, 12/22
Blocks	5, Carson Desrosiers, Providence, 12/22

THE LAST TIME ...

**Player Scored 30 Points**

Miami Sheldon McClellan (31), at Charlotte, 11/25/14  
Opponent Xavier Rathan-Mayes (35) Florida State, 2/25/15

**Player Scored 35 Points**

Miami Jack McClinton (35) vs. North Carolina, 3/15/09  
Opponent Xavier Rathan-Mayes (35) Florida State, 2/25/15

**Player Scored 40 Points**

Miami Darius Rice (43) vs. Connecticut, 1/20/03  
Opponent Sean Singletary (41), Virginia, 3/1/08

**Two Players Scored 20 Points**

Miami Angel Rodriguez (24), Manu Lecomte (23), at Duke, 1/13/15  
Opponent T.J. Warren (24), Ralston Turner (22), NC State, 3/13/14

**Three Players Scored 20 Points**

Miami Dwayne Colins (23), Brian Asbury (21), Jack McClinton (20) vs. Virginia Tech, 1/25/09  
Opponent Travis Mays (40), Alvin Heggis (22), Lance Blanks (21), Texas, 2/22/89

**Five Players Scored in Double Figures**

Miami Sheldon McClellan (24), Davon Reed (19), Deandre Burnett (13)  
Tonye Jekiri (12), Manu Lecomte (10) at Boston College, 2/16/15  
Opponent Steve Vasturia (16), Pat Connaughton (14), Jerian Grant (13),  
Demetrius Jackson (12), Zach Auguste (11) vs. Notre Dame, 3/12/15

**Six Players Scored in Double Figures**

Miami James Kelly (17), Donnavan Kirk (15), Rion Brown (13), Manu Lecomte (12),  
Davon Reed (11), Garrius Adams (10) vs. Texas Southern, 11/14/13

**Player Grabbed 15 Rebounds**

Miami Tonye Jekiri (15) at Louisville, 2/21/15  
Opponent Jahlil Okafor (15), at Duke, 1/13/15

**Two Players Grabbed 10 Rebounds**

Miami Tonye Jekiri (10), Sheldon McClellan (10), vs. NC State, 1/22/15  
Opponent Brice Johnson (11) & J.P. Tokoto (10), North Carolina, 3/2/15

**Three Players Grabbed 10 Rebounds**

Miami Mark Richardson (11), Eric Brown (10), Joe Wylie (10) vs. FIU, 3/6/89  
Opponent Matt Harpring (12), Dion Glover (10), Michael Maddox (10), Georgia Tech, 12/2/97

**Player Had 10 Assists**

Miami Durand Scott (10) vs. North Carolina Central, 11/14/09  
Opponent Kris Dunn (13), Providence, 12/22/14

**Player Had 10 Blocks**

Miami Anthony King (10) vs. Florida Atlantic, 11/29/04  
Opponent Jarvis Varnado (10), Mississippi State, 12/13/07

**Player Had a Double-Double**

Miami Tonye Jekiri (11 pts, 11 rebs), vs. Notre Dame, 3/12/15  
Opponent Montrezl Harrell (21 pts, 14 rebs), Louisville, 2/21/15

**Player Had a Triple-Double**

Miami Anthony King (11 pts, 10 reb, 13 blks) vs. Florida Atlantic, 11/29/04  
Opponent Brendan Haywood (18 pts, 14 reb, 10 blks), North Carolina, 12/4/00

**Two Players Had Double-Doubles**

Miami Reggie Johnson (22 pts, 11 rebs) & Kenny Kadji (12 pts, 12 rebs), vs. Stetson, 11/9/12  
Opponent Brice Johnson (22 pts, 11 rebs) & J.P. Tokoto (10 pts, 10 rebs), North Carolina, 2/28/15

**Team Scored 100 Points**

Miami 108 vs. Nova Southeastern, 11/16/09  
Opponent 105, North Carolina, 1/31/07

**Team Scored 50 Points in a Half**

Miami 52, (2nd half) vs. Florida State, 2/25/15  
Opponent 52, (2nd half) Florida State, 2/25/15

**Team Shot 50 Percent in Both Halves**

Miami .583 (14-24) / .600 (18-30) vs. Akron, 11/21/14  
Opponent .563 (9-16) / .520 (13-25) at Florida State, 2/1/15

**Team Shot 60 Percent in a Half**

Miami .667 (18-27), second half, at Duke, 1/13/15  
Opponent .625 (15-24), first half, Notre Dame, 3/12/15

**Team Shot 70 Percent in a Half**

Miami .739 (17-23), first half, at Florida State, 2/13/13

**Team Shot 60 Percent in a Game**

Miami .638 (30-47), at Florida State, 2/13/13  
Opponent .622 (23-37), Clemson, 12/21/08

**Team Shot Less Than 30 Percent in a Game**

Miami .293 (12-41), vs. Eastern Kentucky, 12/19/14  
Opponent .296 (16-54), Charleston, 12/30/14

THE LAST TIME A MIAMI FRESHMAN ...

Scored 26+ Points:	Durand Scott, 29, vs. North Carolina, 3/02/10
Scored 20-25 Points:	Deandre Burnett, 21, vs. Green Bay, 12/6/14
Perfect from Field (5+ att):	Reggie Johnson (RS), 8-of-8, vs. Wake Forest, 3/11/10
Perfect from 3-Point Line:	James Palmer, 5-of-5, at Virginia Tech, 3/7/15
10+ Rebounds:	Reggie Johnson (RS), 12, vs. Virginia Tech, 03/12/10
10+ Assists:	Durand Scott, 10, vs. North Carolina Central, 11/14/09
5-9 Assists:	Ja'Quan Newton, 5, at Notre Dame, 1/17/15
5+ Steals:	Shane Larkin, 6, vs. North Carolina, 01/10/12
4+ Blocks:	Raphael Akpejori, 4, McNeese State, 11/24/10
Double-Double:	Julian Gamble (RS), 13 points, 13 rebounds, North Florida, 12/31/08



17/20 Miami 77, Charlotte 74 Game 6
11-25-14 Halton Arena, Charlotte, N.C.

Table with columns: Player, tot-fg, 3-pt, rebounds, a, to, b, s, min. Includes totals and game statistics for Miami 6-0.

Table with columns: Player, tot-fg, 3-pt, rebounds, a, to, b, s, min. Includes totals and game statistics for Charlotte 3-2.

Officials: Bryan Kersey, Karl Hess, Bill Covington Jr.
Technical fouls: Miami-None, Charlotte-None.
Attendance: 7163

Points in the paint-UM 24,CHA 44. Points off turnovers-UM 10,CHA 10.
2nd chance points-UM 9,CHA 12. Fast break points-UM 6,CHA 10.

Green Bay 68, No. 15 Miami 55 Game 10
12-06-14 BankUnited Center

Table with columns: Player, tot-fg, 3-pt, rebounds, a, to, b, s, min. Includes totals and game statistics for Green Bay 6-2.

Table with columns: Player, tot-fg, 3-pt, rebounds, a, to, b, s, min. Includes totals and game statistics for Miami 8-1.

Officials: Lamar Simpson, Jerry Heater, Tony Chiazza
Technical fouls: Green Bay-None, Miami-None.
Attendance: 4735

Points in the paint-GB 32,UM 28. Points off turnovers-GB 17,UM 14.
2nd chance points-GB 10,UM 13. Fast break points-GB 6,UM 6.

17/20 Miami 87, South Alabama 75 Game 7
11-28-14 BankUnited Center

Table with columns: Player, tot-fg, 3-pt, rebounds, a, to, b, s, min. Includes totals and game statistics for So. Alabama 1-3.

Table with columns: Player, tot-fg, 3-pt, rebounds, a, to, b, s, min. Includes totals and game statistics for Miami 7-0.

Officials: Sean Casady, Waly Rutecki, Brian Shey
Technical fouls: USA-Johnson, Taishau. Miami-None.
Attendance: 4267

Points in the paint-USA 40,UM 40. Points off turnovers-USA 6,UM 7.
2nd chance points-USA 13,UM 12. Fast break points-USA 6,UM 3.

20/21 Miami 70, Savannah State 39 Game 11
12-08-14 BankUnited Center

Table with columns: Player, tot-fg, 3-pt, rebounds, a, to, b, s, min. Includes totals and game statistics for Savannah State 3-7.

Table with columns: Player, tot-fg, 3-pt, rebounds, a, to, b, s, min. Includes totals and game statistics for Miami 9-1.

Officials: Tim Comer, Anthony Franklin, Earl Walton
Technical fouls: Savannah State-None, Miami-None.
Attendance: 4274

Points in the paint-SSUM 12,UM 18. Points off turnovers-SSUM 17,UM 19.
2nd chance points-SSUM 7,UM 11. Fast break points-SSUM 5,UM 4.

15 Miami 70, 24/25 Illinois 61 Game 8
12-02-14 BankUnited Center

Table with columns: Player, tot-fg, 3-pt, rebounds, a, to, b, s, min. Includes totals and game statistics for Illinois 6-1.

Table with columns: Player, tot-fg, 3-pt, rebounds, a, to, b, s, min. Includes totals and game statistics for Miami 8-0.

Officials: Bill Covington Jr., Mike Eades, Sean Hull
Attendance: 6086

Points in the paint-ILL 26,UM 24. Points off turnovers-ILL 2,UM 9.
2nd chance points-ILL 21,UM 8. Fast break points-ILL 7,UM 0.

Eastern Ky. 72, 18/19 Miami 44 Game 12
12-19-14 BankUnited Center

Table with columns: Player, tot-fg, 3-pt, rebounds, a, to, b, s, min. Includes totals and game statistics for EKU 6-4.

Table with columns: Player, tot-fg, 3-pt, rebounds, a, to, b, s, min. Includes totals and game statistics for Miami 9-2.

Officials: Bill Covington, Jr., Jerry Heater, Chuck Jones
Technical fouls: Eastern Kentucky-None, Miami-None.
Attendance: 4467

Points in the paint-EKU 24,UM 6. Points off turnovers-EKU 20,UM 2.
2nd chance points-EKU 14,UM 2. Fast break points-EKU 2,UM 2.

Providence 76, RV/RV Miami 62 Game 12 12-22-14 Barclays Center, Brooklyn, N.Y.

Table with columns: Player, tot-fg, 3-pt, rebounds, a to b s min. Rows include Omar Sherman, Tonye Jekiri, Sheldon McClellan, Angel Rodriguez, Manu Lecomte, Ja'Quan Newton, Deandre Burnett, Joe Thomas, Davon Reed, James Palmer, TEAM, and Totals.

Table with columns: Player, tot-fg, 3-pt, rebounds, a to b s min. Rows include BENTIL, Ben, HENTON, LaDontae, DESROSIERS, Carson, DUNN, Kris, LINDESEY, Jalen, CHUKWU, Paschal, CARTWRIGHT, Kyron, HARRIS, Tyler, LOMOMBA, Junior, TEAM, and Totals.

Officials: Mike Roberts, Clarence Armstrong, Tim Clougherty Technical fouls: Miami-None. Providence-None. Attendance: 6519

Score by Periods table with columns: 1st, 2nd, Total. Rows for Miami and Providence.

Points in the paint-UM 28, PC 48. Points off turnovers-UM 13, PC 13. 2nd chance points-UM 9, PC 9. Fast break points-UM 6, PC 20. Bench points-UM 8, PC 16. Score tied-2 times. Lead changed-6 times. Last FG-UM 2nd-01:45, PC 2nd-01:01. Largest lead-UM by 1 1st-18:44, PC by 17 2nd-04:42. UM led for 02:18. PC led for 36:57. Game was tied for 00:45.

Miami 67, College of Charleston 40 Game 13 12-30-14 BankUnited Center

Table with columns: Player, tot-fg, 3-pt, rebounds, a to b s min. Rows include Gilmore, Donovan, Baru, Anthony, Chealey, Joe, Stitt, Anthony, Barry, Canyon, Pierre, Jr., Glen, Branin, Pat, Bailey, Evan, Johnson, Cameron, O'Donohue, Terrance, Wishon, David, TEAM, and Totals.

Table with columns: Player, tot-fg, 3-pt, rebounds, a to b s min. Rows include Joe Thomas, Sheldon McClellan, Angel Rodriguez, Manu Lecomte, Tonye Jekiri, Ja'Quan Newton, Deandre Burnett, Davon Reed, Mike Fernandez, James Palmer, Omar Sherman, Chris Stowell, TEAM, and Totals.

Officials: Brian Dorsey, Tim Ebersole, Earl Watson Attendance: 4705

Score by Periods table with columns: 1st, 2nd, Total. Rows for College of Charleston and Miami.

Points in the paint-COFC 22, UM 30. Points off turnovers-COFC 2, UM 13. 2nd chance points-COFC 12, UM 11. Fast break points-COFC 0, UM 4. Bench points-COFC 23, UM 28. Score tied-0 times. Lead changed-0 times. Last FG-COFC 2nd-00:32, UM 2nd-04:33. Largest lead-COFC None, UM by 34 2nd-07:43. COFC led for 00:00. UM led for 39:35. Game was tied for 00:25.

3/3 Virginia 89, Miami 80 (20T) Game 14 1-3-15 BankUnited Center

Table with columns: Player, tot-fg, 3-pt, rebounds, a to b s min. Rows include Tobey, Mike, Gill, Anthony, Anderson, Justin, Brogdon, Malcolm, Perrantes, London, Hall, Devon, Shayok, Marial, Atkins, Darion, Nolte, Evan, TEAM, and Totals.

Table with columns: Player, tot-fg, 3-pt, rebounds, a to b s min. Rows include Joe Thomas, Tonye Jekiri, Sheldon McClellan, Angel Rodriguez, Manu Lecomte, Ja'Quan Newton, Deandre Burnett, Davon Reed, James Palmer, Omar Sherman, TEAM, and Totals.

Officials: William Humes, Sean Hull, James Luckie Technical fouls: Virginia-None. Miami-None. Attendance: 5377

Score by Periods table with columns: 1st, 2nd, OT, OT2, Total. Rows for Virginia and Miami.

Points in the paint-VA 20, UM 32. Points off turnovers-VA 11, UM 8. 2nd chance points-VA 10, UM 15. Fast break points-VA 0, UM 4. Bench points-VA 19, UM 29. Score tied-4 times. Lead changed-3 times. Last FG-VA OT2-01:23, UM OT2-00:07. Largest lead-VA by 19 1st-03:50, UM by 4 1st-18:17. VA led for 39:54. UM led for 07:17. Game was tied for 02:40.

Miami 60, Boston College 56 Game 15 1-10-15 BankUnited Center

Table with columns: Player, tot-fg, 3-pt, rebounds, a to b s min. Rows include Clifford, Dennis, Batten, Dimitri, Hanlan, Olivier, Brown, Aaron, Heckman, Pat, Owens, Garland, Odio, Eddie, Perpiglia, Steve, Magarity, Will, Draigevich, Alex, TEAM, and Totals.

Table with columns: Player, tot-fg, 3-pt, rebounds, a to b s min. Rows include Omar Sherman, Tonye Jekiri, Deandre Burnett, Sheldon McClellan, Angel Rodriguez, Joe Thomas, Davon Reed, James Palmer, Manu Lecomte, TEAM, and Totals.

Officials: Bill Covington, Jr., Louie Andrakakos, Bryan Kersey Attendance: 6608

Score by Periods table with columns: 1st, 2nd, Total. Rows for Boston College and Miami.

Points in the paint-BC 20, UM 30. Points off turnovers-BC 9, UM 6. 2nd chance points-BC 6, UM 4. Fast break points-BC 6, UM 4. Bench points-BC 19, UM 7. Score tied-2 times. Lead changed-2 times. Last FG-BC 2nd-02:32, UM 2nd-02:11. Largest lead-BC by 2 1st-18:44, UM by 13 1st-05:10. BC led for 00:24. UM led for 36:56. Game was tied for 01:57.

Miami 90, 4/4 Duke 74 Game 16 1-13-15 Cameron Indoor, Durham, N.C.

Table with columns: Player, tot-fg, 3-pt, rebounds, a to b s min. Rows include Omar Sherman, Tonye Jekiri, Deandre Burnett, Sheldon McClellan, Angel Rodriguez, Ja'Quan Newton, Joe Thomas, Davon Reed, James Palmer, Manu Lecomte, TEAM, and Totals.

Table with columns: Player, tot-fg, 3-pt, rebounds, a to b s min. Rows include Justise Winslow, Amile Jefferson, Jahlihl Okafor, Quinn Cook, Yims Jones, Grayson Allen, Matt Jones, Rasheed Sulaimon, Marshall Plumlee, TEAM, and Totals.

Officials: Roger Ayers, Jerry Heater, James Breeding Technical fouls: Miami-None. Duke-None. Attendance: 9314

Score by Periods table with columns: 1st, 2nd, Total. Rows for Duke and Miami.

Points in the paint-UM 36, DU 38. Points off turnovers-UM 21, DU 14. 2nd chance points-UM 6, DU 15. Fast break points-UM 13, DU 3. Bench points-UM 33, DU 19. Score tied-8 times. Lead changed-6 times. Last FG-UM 2nd-01:09, DU 2nd-00:01. Largest lead-UM by 20 2nd-01:09, DU by 4 1st-09:06. UM led for 28:06. DU led for 07:10. Game was tied for 04:44.

No. 12 Notre Dame 75, Miami 70 Game 17 1-17-15 Notre Dame, Ind.

Table with columns: Player, tot-fg, 3-pt, rebounds, a to b s min. Rows include Tonye Jekiri, Deandre Burnett, Davon Reed, Sheldon McClellan, Angel Rodriguez, Ja'Quan Newton, Joe Thomas, James Palmer, Manu Lecomte, Omar Sherman, Ivan Cruz Uceda, TEAM, and Totals.

Table with columns: Player, tot-fg, 3-pt, rebounds, a to b s min. Rows include Bonzie Colson, Demetrius Jackson, Jerian Grant, Pat Connaughton, Steve Vasturia, Austin Torres, V.J. Beachem, Zach Auguste, TEAM, and Totals.

Officials: Mike Eades, Tim Comer, Lamar Simpson Attendance: 9149

Score by Periods table with columns: 1st, 2nd, Total. Rows for Notre Dame and Miami.

Points in the paint-UM 24, ND 32. Points off turnovers-UM 13, ND 12. 2nd chance points-UM 5, ND 9. Fast break points-UM 2, ND 6. Bench points-UM 32, ND 17. Score tied-5 times. Lead changed-1 time. Last FG-UM 2nd-00:01, ND 2nd-00:40. Largest lead-UM by 12 2nd-15:06, ND by 7 2nd-03:52. UM led for 28:49. ND led for 08:12. Game was tied for 02:44.



RV/RV Miami 65, NC State 60 Game 18 BankUnited Center 1-22-15

Table with columns for Player, fg, fga, ft, fta, of, de, tot, pf, tp, a, to, b, s, min. Includes team totals and game percentages for NC State 13-7, 4-3.

Table with columns for Player, fg, fga, ft, fta, of, de, tot, pf, tp, a, to, b, s, min. Includes team totals and game percentages for Miami 13-5, 3-2.

Officials: Sean Hull, Bryan Kersey, Terry Wymer. Technical fouls: NC State-None, Miami-None. Attendance: 6556. Score by Periods table.

Points in the paint-ST 30,UM 18. Points off turnovers-ST 6,UM 11. 2nd chance points-ST 4,UM 2. Fast break points-ST 4,UM 9.

RV/RV Miami, 66 Syracuse 62 Game 19 Carrier Dome 1-24-15

Table with columns for Player, fg, fga, ft, fta, of, de, tot, pf, tp, a, to, b, s, min. Includes team totals and game percentages for Miami (14-5) (4-2).

Table with columns for Player, fg, fga, ft, fta, of, de, tot, pf, tp, a, to, b, s, min. Includes team totals and game percentages for Syracuse (14-6) (5-2).

Officials: Michael Stephens, Tim Clougherty, John Gaffney. Technical fouls: Miami-None, Syracuse-None. Attendance: 30677. Score by Periods table.

Points in the paint-UM 20,SU 30. Points off turnovers-UM 13,SU 8. 2nd chance points-UM 13,SU 8. Fast break points-UM 4,SU 7.

Georgia Tech 70, 23 Miami 50 Game 20 BankUnited Center 1-28-15

Table with columns for Player, fg, fga, ft, fta, of, de, tot, pf, tp, a, to, b, s, min. Includes team totals and game percentages for GT 10-10, 1-7 ACC.

Table with columns for Player, fg, fga, ft, fta, of, de, tot, pf, tp, a, to, b, s, min. Includes team totals and game percentages for Miami 14-6, 4-3 ACC.

Officials: Bill Covington, Jr., Tony Greene, James Luckie. Technical fouls: Georgia Tech-None, Miami-None. Attendance: 5031. Score by Periods table.

Points in the paint-GT 34,UM 20. Points off turnovers-GT 17,UM 14. 2nd chance points-GT 4,UM 8. Fast break points-GT 7,UM 3.

Florida State 55, 23 Miami 54 Game 21 Tallahassee, Fla. 2-1-15

Table with columns for Player, fg, fga, ft, fta, of, de, tot, pf, tp, a, to, b, s, min. Includes team totals and game percentages for Miami 14-7, 4-4.

Table with columns for Player, fg, fga, ft, fta, of, de, tot, pf, tp, a, to, b, s, min. Includes team totals and game percentages for FSU 12-10, 4-5.

Officials: Michael Stephens, Larmar Simpson, Tim Comer. Technical fouls: Miami-None, Florida State-None. Attendance: 7282. Score by Periods table.

Points in the paint-UM 22,FS 28. Points off turnovers-UM 14,FS 12. 2nd chance points-UM 9,FS 5. Fast break points-UM 2,FS 4.

9/8 Louisville 63, Miami 55 Game 22 BankUnited Center 2-3-15

Table with columns for Player, fg, fga, ft, fta, of, de, tot, pf, tp, a, to, b, s, min. Includes team totals and game percentages for Louisville 19-3, 7-2.

Table with columns for Player, fg, fga, ft, fta, of, de, tot, pf, tp, a, to, b, s, min. Includes team totals and game percentages for Miami 14-8, 4-5.

Officials: Sean Hull, Brian O'Connell, Mike Stuart. Attendance: 6563. Score by Periods table.

Points in the paint-LOU 20,UM 20. Points off turnovers-LOU 14,UM 11. 2nd chance points-LOU 4,UM 9. Fast break points-LOU 2,UM 4.

Miami 56, Clemson 45 Game 23 BankUnited Center 2-8-15

Table with columns for Player, fg, fga, ft, fta, of, de, tot, pf, tp, a, to, b, s, min. Includes team totals and game percentages for Clemson 14-9, 6-5.

Table with columns for Player, fg, fga, ft, fta, of, de, tot, pf, tp, a, to, b, s, min. Includes team totals and game percentages for Miami 15-8, 5-5.

Officials: Roger Ayers, Paat Driscoll, John Gaffney. Attendance: 6351. Score by Periods table.

Points in the paint-CU 22,UM 16. Points off turnovers-CU 10,UM 13. 2nd chance points-CU 6,UM 8. Fast break points-CU 2,UM 3.

Wake Forest 72, Miami 70 Game 24 Joel Coliseum 2-11-15

Table with columns: Player, tot-fg, 3-pt, rebounds, a, to, b, s, min. Includes totals and game statistics for Wake Forest and Miami.

Table with columns: Player, tot-fg, 3-pt, rebounds, a, to, b, s, min. Includes totals and game statistics for Wake Forest and Miami.

Officials: Tim Nestor, Raymond Styons, Brian Dorsey Attendance: 9918

Score by Periods table with columns: 1st, 2nd, Total. Shows scores for Miami and Wake Forest.

Points in the paint-UM 34, WF 26. Points off turnovers-UM 17, WF 8. 2nd chance points-UM 11, WF 11. Fast break points-UM 4, WF 2.

Miami 89, Boston College 86 Game 25 Conte Forum 2-15-15

Table with columns: Player, tot-fg, 3-pt, rebounds, a, to, b, s, min. Includes totals and game statistics for Miami and Boston College.

Table with columns: Player, tot-fg, 3-pt, rebounds, a, to, b, s, min. Includes totals and game statistics for Miami and Boston College.

Officials: Louie Andrakakos, John Gaffney, Clarence Armstrong Technical fouls: Miami-None. Boston College-None.

Score by Periods table with columns: 1st, 2nd, OT, Total. Shows scores for Miami and Boston College.

Points in the paint-UM 24, BC 40. Points off turnovers-UM 9, BC 16. 2nd chance points-UM 4, BC 8. Fast break points-UM 0, BC 4.

Miami 76, Virginia Tech 52 Game 26 BankUnited Center 2-18-15

Table with columns: Player, tot-fg, 3-pt, rebounds, a, to, b, s, min. Includes totals and game statistics for Miami and Virginia Tech.

Table with columns: Player, tot-fg, 3-pt, rebounds, a, to, b, s, min. Includes totals and game statistics for Miami and Virginia Tech.

Officials: Bill Covington, Jr., Raymond E. Styons, Jeffrey Anderson Technical fouls: Virginia Tech-TEAM. Miami-TEAM.

Score by Periods table with columns: 1st, 2nd, Total. Shows scores for Miami and Virginia Tech.

Points in the paint-VT 14, UM 34. Points off turnovers-VT 11, UM 12. 2nd chance points-VT 3, UM 19. Fast break points-VT 6, UM 12.

No. 12 Louisville 55, Miami 53 Game 27 KFC Yum! Center 2-21-15

Table with columns: Player, tot-fg, 3-pt, rebounds, a, to, b, s, min. Includes totals and game statistics for Louisville and Miami.

Table with columns: Player, tot-fg, 3-pt, rebounds, a, to, b, s, min. Includes totals and game statistics for Louisville and Miami.

Officials: Mike Eades, Earl Watson, Tim Comer Technical fouls: Miami-None. Louisville-HARRELL, Montrezl.

Score by Periods table with columns: 1st, 2nd, Total. Shows scores for Louisville and Miami.

Points in the paint-UM 22, LOU 22. Points off turnovers-UM 3, LOU 11. 2nd chance points-UM 9, LOU 14. Fast break points-UM 0, LOU 4.

Miami 81, Florida State 77 Game 28 BankUnited Center 2-25-15

Table with columns: Player, tot-fg, 3-pt, rebounds, a, to, b, s, min. Includes totals and game statistics for Miami and Florida State.

Table with columns: Player, tot-fg, 3-pt, rebounds, a, to, b, s, min. Includes totals and game statistics for Miami and Florida State.

Officials: Brian Dorsey, Tim Kelly, Jeffrey Anderson Technical fouls: Florida State-None. Miami-Sheldon McClellan.

Score by Periods table with columns: 1st, 2nd, Total. Shows scores for Florida State and Miami.

Points in the paint-FS 18, UM 28. Points off turnovers-FS 11, UM 14. 2nd chance points-FS 6, UM 10. Fast break points-FS 8, UM 2.

15/18 North Carolina 73, Miami 64 Game 29 BankUnited Center 2-28-15

Table with columns: Player, tot-fg, 3-pt, rebounds, a, to, b, s, min. Includes totals and game statistics for North Carolina and Miami.

Table with columns: Player, tot-fg, 3-pt, rebounds, a, to, b, s, min. Includes totals and game statistics for North Carolina and Miami.

Officials: Tim Comer, James Luckie, Wally Rutecki Technical fouls: North Carolina-None. Miami-None.

Score by Periods table with columns: 1st, 2nd, Total. Shows scores for North Carolina and Miami.

Points in the paint-NC 24, UM 30. Points off turnovers-NC 17, UM 13. 2nd chance points-NC 5, UM 4. Fast break points-NC 13, UM 11.





# DEANDRE BURNETT

Redshirt Freshman | Guard | 6-2 | 195

1

Miami, Fla. | Carol City HS | Massanutten Military Academy (Va.)

### Burnett Season Highs

<b>Points</b>	Season: 21, vs. Green Bay, 12/6/14 ACC: 13, at Boston College, 2/16/15
<b>Rebounds</b>	Season: 8, vs. Illinois, 12/2/14 ACC: 3 (2x) last at Virginia Tech, 3/7/15
<b>Assists</b>	Season: 4, vs. Charleston, 12/30/14 ACC: 3, at Virginia Tech, 3/7/15
<b>Steals</b>	Season: 2 (3x) last vs. Notre Dame, 3/12/15 ACC: 1 (2x) last at Pittsburgh, 3/4/15
<b>Blocked Shots</b>	Season: 1 (4x) last vs. Boston College, 1/10/15 ACC: 1 (2x) last at Pittsburgh, 3/4/15
<b>Field Goals</b>	Season: 8, vs. Green Bay, 12/6/14 ACC: 5, vs. Virginia, 01/03/15
<b>Field Goal Attempts</b>	Season: 16 (2x) last vs. Green Bay, 12/6/14 ACC: 9, vs. Virginia, 01/03/15
<b>Free Throws</b>	Season: 5, at Boston College, 2/16/15 ACC: 5, at Boston College, 2/16/15
<b>Free Throw Attempts</b>	Season: 7, at Boston College, 2/16/15 ACC: 7, at Boston College, 2/16/15
<b>3-Point Field Goals</b>	Season: 3 (4x) last vs. Alabama, 3/21/15 ACC: 2 (2x) last at Boston College, 2/16/15
<b>3-Point Field Goal Attempts</b>	Season: 10, vs. Illinois, 12/2/14 ACC: 5, vs. Virginia, 01/03/15
<b>Minutes</b>	Season: 33, vs. Virginia, 01/03/15 ACC: 33, vs. Virginia, 01/03/15

"There's basketball terminology to describe Deandre to a tee — two words: Bucket getter. He gets buckets. He just knows how to score." — Coach L

- Name is Deandre, but goes by Dre.
- Scorer's DNA.
- Attack mentality off the dribble.
- A pure scorer who can fill it up from deep, knock down medium range jumpers, drive to the basket, hit floaters, and also finish in transition.
- Loves the gym and working on his game; wants to be a great player.
- Throws his body into gaps and creates contact. Crafty and strong.
- Possesses an array of shots — layup, floater, pull up jumper, 3-pointer.
- Max bench: 315, up 85 pounds since his arrival. 185 Bench: 20x.
- Took advantage of redshirt year, and made both himself and others better.
- 2012 Parade All-American.
- In 2013-14 scored 16 points in 22 minutes in the exhibition game, then injured wrist before regular season opener, forcing redshirt season.
- In Spain in August 2014, was the team's second-leading scorer at 14.3 ppg in four contests.
- As a high school senior, averaged 37 ppg, 5 apg and 6 rpg.
- Dropped 25 points and dished 11 assists against Hialeah, when Coach L was watching in the stands.
- Notched 45 points three times in his final prep season.
- Brother Dalvin Cook is a freshman football player at Florida State.
- Favorites: Food: Chicken Ramen Noodles. Pro athlete: Dwyane Wade. Cuban dish: Rice and beans. Quote: Only the strong survive. Ice cream: Vanilla.
- Best advice received: Never give up. Why UM: To stay close to my family in Miami. Started playing basketball: Ninth grade. Dream job: Basketball analyst. Favorite UM athlete: Sean Taylor.

**High School:** A 2012 *Parade All-American*, one of only two players from the state of Florida and one of five Atlantic Coast Conference recruits to earn the honor ... Third in the nation in scoring as a high school senior ... As a senior, averaged 37 ppg, 5 apg, and 6 rpg ... Notched 45 points three times in his final prep season ... Recorded 25 points and 11 assists in first game Coach L saw him play ... Class AA Player of the Year ... All-state ... First team Miami-Dade County ... As a junior, averaged 28 ppg ... Played for Barry Robinson at Carol City High School ... Earned varsity letters all four years ... On academic honor roll ... Played final year at Massanutten Military Academy in Virginia.

**Personal:** Name is Deandre, but goes by Dre ... Born Deandre Jammal Burnett on January 29, 1994 in Miami ... Son of Varondria Burnett and James Cook ... Brother to Dalvin, James, Daneisha, Jamiya, and Jameisha ... Brother Dalvin Cook is a freshman football player at Florida State ... Grew up a Canes fan ... Also recruited by South Carolina, Ole Miss, Marshall, Virginia, and La Salle ... Majoring in sports administration ... Played AAU for Team U ... Larrañaga's third signee from the state of Florida, joining former Hurricane Shane Larkin (Dr. Phillips) and current junior Tonye Jekiri (Chapagnat).

## BURNETT CAREER STATISTICS

Season	GP	GS	Min.	Avg.	FG	FGA	Pct.	3-Point FG	3-Point FGA	3-Point Pct.	Free Throws FT	Free Throws FTA	Free Throws Pct.	Off.	Def.	Tot.	Avg.	PF	FO	Ast.	TO	Blk	Stl	Pts.	Avg.
2014-15	25	3	437	17.5	59	158	.373	26	87	.299	36	48	.750	12	40	52	2.1	28	0	14	20	4	11	180	7.2

BURNETT 2014-15			TOTAL			3-PTS			FREE THROWS			REBOUNDS			PF			FO			Ast.			TO			Blk			Stl			Pts			Avg		
Opponent	Date	GS	Min	FG	FGA	Pct	3FG	3FGA	Pct	FT	FTA	Pct	Off	Def	Tot	Avg	PF	FO	A	TO	Blk	Stl	Pts	Avg														
HOWARD	11-14-14		20	2	11	.182	1	3	.333	4	4	1.000	1	3	4	4.0	2	0	1	2	0	1	9	9.0														
at Florida	11-17-14		6	1	2	.500	0	1	.000	0	0	.000	0	0	0	2.0	0	0	0	0	0	0	2	5.5														
SOUTH ALABAMA	11-28-14		16	4	9	.444	2	4	.500	0	0	.000	1	1	2	2.0	0	0	0	0	1	0	10	7.0														
ILLINOIS	12-02-14		24	7	16	.438	3	10	.300	2	2	1.000	1	7	8	3.5	0	0	0	0	0	1	19	10.0														
GREEN BAY	12-06-14		29	8	16	.500	3	8	.375	2	4	.500	1	2	3	3.4	1	0	0	1	1	2	21	12.2														
SAVANNAH STATE	12-08-14		15	1	4	.250	0	1	.000	2	2	1.000	1	1	2	3.2	0	0	0	2	0	0	4	10.8														
EASTERN KENTUCKY	12-19-14		24	3	9	.333	3	8	.375	0	0	.000	1	4	5	3.4	1	0	0	1	0	2	9	10.6														
vs Providence	12-22-14		18	1	4	.250	0	2	.000	1	4	.250	2	3	5	3.6	1	0	0	1	0	0	3	9.6														
CHARLESTON	12-30-14		20	1	6	.167	1	5	.200	4	6	.667	0	4	4	3.7	1	0	4	0	0	0	7	9.3														
VIRGINIA	01-03-15		33	5	9	.556	2	5	.400	0	1	.000	0	2	2	3.5	2	0	0	0	0	0	12	9.6														
BOSTON COLLEGE	01-10-15	*	23	2	7	.286	1	4	.250	2	3	.667	0	0	0	3.2	2	0	2	1	1	0	7	9.4														
at Duke	01-13-15	*	8	0	1	.000	0	1	.000	1	2	.500	0	0	0	2.9	1	0	0	1	0	0	1	8.7														
at Notre Dame	01-17-15	*	6	0	0	.000	0	0	.000	0	0	.000	0	1	1	2.8	1	0	0	2	0	0	0	8.0														
GEORGIA TECH	01-28-15		8	1	6	.167	1	4	.250	0	0	.000	0	0	0	2.6	1	0	0	1	0	0	3	7.6														
at Boston College	02-16-15		18	3	5	.600	2	4	.500	5	7	.714	1	2	3	2.6	1	0	1	2	0	1	13	8.0														
VIRGINIA TECH	02-18-15		17	0	3	.000	0	2	.000	2	2	1.000	1	0	1	2.5	1	0	2	2	0	0	2	7.6														
at Louisville	02-21-15		16	3	4	.750	1	1	1.000	2	2	1.000	0	0	0	2.4	1	0	0	2	0	0	9	7.7														
FLORIDA STATE	02-25-15		11	0	2	.000	0	1	.000	0	0	.000	0	0	0	2.2	0	0	0	0	0	0	0	7.3														
NORTH CAROLINA	02-28-15		5	3	5	.600	0	2	.000	0	0	.000	0	1	1	2.2	2	0	0	1	0	0	6	7.2														
at PITT	03-04-15		18	0	5	.000	0	1	.000	2	2	1.000	0	2	2	2.2	1	0	0	0	1	1	2	7.0														
at Virginia Tech	03-07-15		20	1	5	.200	0	3	.000	0	0	.000	1	2	3	2.2	2	0	3	0	0	0	2	6.7														
vs Virginia Tech	03-11-15		27	3	7	.429	1	4	.250	0	0	.000	0	1	1	2.1	2	0	0	0	0	0	7	6.7														
vs Notre Dame	03-12-15		13	3	8	.375	0	2	.000	3	3	1.000	0	0	0	2.0	2	0	0	0	0	2	9	6.8														
NC CENTRAL	03-17-15		23	3	7	.429	2	6	.333	2	2	1.000	1	1	2	2.0	2	0	0	0	0	0	10	7.0														
ALABAMA	03-21-15		19	4	7	.571	3	5	.600	2	2	1.000	0	3	3	2.1	1	0	1	1	0	1	13	7.2														



# IVAN CRUZ UCEDA

Junior | Forward | 6-10 | 237

# 33

Madrid, Spain | Harcum College (Pa.)

### Cruz Uceda Season Highs

<b>Points</b>	Season: 18, at Virginia Tech, 3/7/15
ACC:	18, at Virginia Tech, 3/7/15
<b>Rebounds</b>	Season: 7, vs. Alabama, 3/21/15
ACC:	5 (4x) last at Virginia Tech, 3/7/15
<b>Assists</b>	Season: 1 (3x) last at Louisville, 2/21/15
ACC:	1 (3x) last at Louisville, 2/21/15
<b>Steals</b>	Season: 2, vs. Louisville, 2/3/15
ACC:	2, vs. Louisville, 2/3/15
<b>Blocked Shots</b>	Season: 2, vs. Alabama, 3/21/15
ACC:	1, vs. Louisville, 2/3/15
<b>Field Goals</b>	Season: 7, at Virginia Tech, 3/7/15
ACC:	7, at Virginia Tech, 3/7/15
<b>Field Goal Attempts</b>	Season: 11, at Virginia Tech, 3/7/15
ACC:	11, at Virginia Tech, 3/7/15
<b>Free Throws</b>	Season: 5, vs. Florida State, 2/25/15
ACC:	5, vs. Florida State, 2/25/15
<b>Free Throw Attempts</b>	Season: 6, vs. Florida State, 2/25/15
ACC:	6, vs. Florida State, 2/25/15
<b>3-Point Field Goals</b>	Season: 3 (3x) last at Virginia Tech, 3/7/15
ACC:	3 (3x) last at Virginia Tech, 3/7/15
<b>3-Point Field Goal Attempts</b>	Season: 7, vs. North Carolina, 2/28/15
ACC:	7, vs. North Carolina, 2/28/15
<b>Minutes</b>	Season: 32, vs. Alabama, 3/21/15
ACC:	25, vs. North Carolina, 2/28/15

- First name Ivan is pronounced E-von. Born in Madrid, Spain. First language is Spanish.
- European style game; Vlade Divac type of player.
- Inside-outside threat.
- Clever player. Will beat guys with his intelligence and skill.
- Very good passer.
- Transforming his body, getting leaner and stronger. Never consistently lifted weights before coming to Miami.
- Max bench: 235. 185 Bench: 9x.
- Good instincts for offensive situations.
- Did not speak English before attending Harcum College.
- All-American (H.M.) and All-National Tournament Team at Harcum.
- Set school record for rebounds in game (29) and career (635) at Harcum.
- Averaged 14.6 points, 9.6 rebounds, 2.0 assists, 1.1 steals and 1.1 blocks per game at Harcum.
- Helped lead Harcum to the junior college national semifinals.
- Holds season record for 3-point percentage (45.5%).
- Favorites: Food: Cocido (chickpea-based stew from Madrid, Spain). Music: 80s Music, Otis Redding, Marvin Gaye. Movie: Gladiator. Book: Drazen Petrovic book. Pro athlete: Larry Bird. Cuban dish: Rice and beans with fried plantains.
- Biggest fear: Insects. Best advice received: Believe in yourself. Why UM: Coaches and location. Started playing basketball: 12 years old.

### Harcum College

Ranked No. 55 overall by ESPN ... All-American (H.M.) ... All-National Tournament Team ... Averaged 14.6 points, 9.6 rebounds, 2.0 assists, 1.1 steals and 1.1 blocks in 23.3 minutes per game in second season ... Hit 62.5 percent from field, 45.5 percent from long range and 72.4 percent at line ... Advanced to NJCAA Division I National Semifinals in Hutchinson, Kan., marking first final four appearance in school history ... In NJCAA Region XV Championship, hit 15 of team-best 21 points from behind 3-point line, making five of 10 tries, and grabbed 12 rebounds ... Set school record for rebounds in game (29) and career (635) ... Fourth-highest scorer in Harcum history with 957 points, sixth in blocked shots (76) ... Holds season record for 3-point percentage (45.5%) ... Honors Society.

### Personal

First name Ivan is pronounced E-von ... Born Oct. 24, 1991 in Madrid, Spain ... Son of Jose Gabriel Cruz and Pilar Uceda ... Brother to Maria ... Father played pro basketball for Club Deportivo Cajamadrid in Spain ... Majoring in sports management ... Attended Giner de los Rios high school ... Played basketball for Estudiantes in Spain where he averaged 12 points and seven rebounds per game ... Also played for Club Baloncesto Alcobendas, Colegio Brains, Club Baloncesto Las Rozas ... Also recruited by Marquette, Ohio State, Penn State and Villanova.

### CRUZ UCEDA CAREER STATISTICS

Season	GP	GS	Min.	Avg.	FG	FGA	Pct.	3-Point FG	3-Point FGA	3-Point Pct.	Free Throws FT	Free Throws FTA	Free Throws Pct.	Off.	Def.	Tot.	Avg.	PF	FO	Ast.	TO	Blk	Stl	Scoring Pts.	Avg.
2014-15	18	3	288	16.0	34	83	.410	18	51	.353	14	17	.824	16	46	62	3.4	16	0	3	13	3	7	100	5.6


CRUZ UCEDA 2014-15		TOTAL			3-PTS			FREE THROWS			REBOUNDS			PF		FO		A		TO		Blk		Stl		Pts		Avg	
Opponent	Date	GS	Min	FG	FGA	Pct	3FG	3FGA	Pct	FT	FTA	Pct	Off	Def	Tot	Off	Def	A	TO	Blk	Stl	Pts	Avg						
at Notre Dame	01-17-15	3	1	2	.500	0	0	.000	0	0	.000	0	0	0	0	0	0	0	0	0	0	2	2.0						
NC STATE	01-22-15	12	1	4	.250	0	3	.000	0	0	.000	0	2	2	1.0	0	0	0	3	0	0	2	2.0						
at Syracuse	01-24-15	19	1	2	.500	1	2	.500	0	0	.000	0	5	5	2.3	2	0	1	1	0	0	3	2.3						
GEORGIA TECH	01-28-15	16	2	6	.333	1	4	.250	0	0	.000	1	3	4	2.8	0	0	1	0	0	0	5	3.0						
at Florida State	02-01-15	8	1	3	.333	0	2	.000	0	0	.000	0	1	1	2.4	3	0	0	0	0	0	2	2.8						
LOUISVILLE	02-03-15	23	1	4	.250	1	3	.333	1	2	.500	1	3	4	2.7	0	0	0	2	1	2	4	3.0						
CLEMSON	02-08-15	11	3	8	.375	3	6	.500	1	2	.500	3	2	5	3.0	0	0	0	0	0	0	10	4.0						
at Wake Forest	02-11-15	4	1	4	.250	0	2	.000	0	0	.000	1	2	3	3.0	0	0	0	0	0	0	2	3.8						
VIRGINIA TECH	02-18-15	3	0	0	.000	0	0	.000	0	0	.000	0	1	1	2.8	0	0	0	0	0	0	0	3.3						
at Louisville	02-21-15	20	0	4	.000	0	2	.000	0	0	.000	1	4	5	3.0	1	0	1	1	0	1	0	3.0						
FLORIDA STATE	02-25-15	19	0	3	.000	0	2	.000	5	6	.833	1	2	3	3.0	2	0	0	0	0	0	5	3.2						
NORTH CAROLINA	02-28-15	25	3	7	.429	3	7	.429	2	2	1.000	1	1	2	2.9	1	0	0	0	0	1	11	3.8						
at PITT	03-04-15	*	9	2	4	.500	1	2	.500	0	0	.000	1	2	3	2.9	0	0	0	0	0	5	3.9						
at Virginia Tech	03-07-15	22	7	11	.636	3	4	.750	1	1	1.000	2	3	5	3.1	3	0	0	1	0	1	18	4.9						
vs Virginia Tech	03-11-15	15	2	3	.667	0	1	.000	0	0	.000	0	3	3	3.1	1	0	0	0	0	0	4	4.9						
vs Notre Dame	03-12-15	23	4	7	.571	2	4	.500	0	0	.000	1	3	4	3.1	2	0	0	1	0	0	10	5.2						
NC CENTRAL	03-17-15	*	24	2	2	1.000	2	2	1.000	2	2	1.000	1	4	5	3.2	1	0	0	3	0	1	8	5.4					
ALABAMA	03-21-15	*	32	3	9	.333	1	5	.200	2	2	1.000	2	5	7	3.4	0	0	0	1	2	1	9	5.6					











# KAMARI MURPHY

Junior | Forward | 6-9 | 216

# 21

Brooklyn, N.Y. | Oklahoma State | IMG | Lincoln HS

- Transferred from Oklahoma State in fall of 2014. Sitting out 2014-15 season due to NCAA transfer rules.
- Explosive athlete with pogo-stick type hops.
- Takes pride in defense - can guard positions 1-5.
- Treats practice like games, competing hard and wanting to win drills.
- Focused on increasing skill level to become a consistent perimeter shooter and gain a proficient inside-outside game.
- Led Cowboys in total rebounds and total blocks as a sophomore.
- Spent post-graduate year at IMG Academy in Bradenton, Fla.
- Graduated from Lincoln High School in Brooklyn, N.Y., same school that produced Stephon Marbury, Sebastian Telfair and Lance Stephenson.
- Also played football for two seasons in high school.
- Favorites: Food: Baked mac and cheese. Movies: Gone in 60 Seconds and Friday Night Lights. Pro athlete: LeBron James, Tiger Woods. Advice received: Life is not a sprint, it is a marathon. Ice cream flavor: Strawberry.
- Biggest fear: Bugs. Why UM: Coach L. Started playing basketball: Age 10.

### As a Sophomore at Oklahoma State (2013-14)

Led Cowboys in total rebounds pulling down 199 for the season, as well as blocks with total of 40, despite missing the season opener vs MVSU ... Pulled down six rebounds and blocked two shots in first game of the season vs. Utah Valley ... Grabbed six rebounds and blocked career high four shots vs. Delaware State ... Recorded first career double-double with 10 points and 10 rebounds at Texas ... Scored season high 12 points at Kansas ... Established career high with three steals and matched career high with four blocked shots vs. Texas ... Recorded second 10-point, eight-rebound effort of season against Robert Morris ... Perfect 5-of-5 from floor for 10 points vs. Louisiana Tech ... Ten points and eight rebounds vs. Butler ... Seven points, six boards and two shots vs. Arkansas-Pine Bluff ... Grabbed team-leading, season high 13 rebounds vs. Oklahoma (2/15) ... Eighth in blocks per game (1.3 bpg) and 15th in rebounding in Big 12.

### As a Freshman at Oklahoma State (2012-13)

Grabbed six rebounds in semifinal game against Kansas State at Big 12 Championship ... Scored eight points, including six in first half, and grabbed four boards against Baylor ... Extremely efficient at Kansas, scoring four points, grabbing five rebounds and dishing out an assist in eight minutes ... Came off bench last five games after starting first 15 contests of season ... Career-high six trips to charity stripe vs Texas Tech ... Dished out career-best three assists vs TCU ... Scored 12 points against Tennessee Tech ... Scored career-high 13 points at Virginia Tech ... Recorded first collegiate double-figure rebounding game with career-high 10 boards vs sixth-ranked N.C. State ... Started first game as collegian in season opener against UC Davis ... Blocked four shots against the Aggies, tying for ninth-most by a Cowboy freshman in school history.

### High School

Ranked No. 10 on HoopScoop's list of top fifth-year players in 2012 ... Spent post-graduate year at IMG Academy in Bradenton, Fla., and was starting forward for IMG ... Averaged 20 points, 10 rebounds and three assists for team that finished 28-2 against prep schools and was ranked among the top-five nationally ... Graduated from Lincoln High School in Brooklyn, N.Y. -- same school that produced Stephon Marbury, Sebastian Telfair and Lance Stephenson ... Team captain junior and senior seasons under head coach Dwayne Marton ... Averaged 17 points and more than 10 rebounds per game as senior ... Helped lead Railsplitters to PSAL Class-AA title game as senior and Brooklyn regular-season crown and borough title ... Ranked as No. 6 player in state of New York in 2011 according to HoopScoop ... Listed as one of four "standout players" at Super 16 Showcase in Hartford, Conn., in July of 2011 ... Also played football for two seasons in high school ... Recruited by UConn, Miami, Missouri, Louisville, Virginia, Virginia Tech, St. Johns, Rutgers, Florida and Florida State out of high school.

### Personal

Born Kamari Michael Murphy on Dec. 14, 1993 ... Son of Michael Murphy and Kemel and Kaheem Draper ... Second oldest of six boys: Jacori, Kusamae, Maalik, Mikwan and Kieron ... Enjoys swimming, playing volleyball and football, and playing video games in his spare time.


2013-14				2012-13			
Opposition	P	R	A	Opposition	P	R	A
Utah Valley	2	6	1	UC Davis	7	6	0
Arkansas-Pine-Bluff	7	6	0	vs Akron	1	6	0
Memphis	5	7	1	vs Tennessee	4	7	1
at USF	0	5	2	vs NC State	4	10	1
vs Purdue	6	6	0	Portland State	9	5	0
vs Butler	10	8	2	at Virginia Tech	13	5	1
vs Memphis	6	6	0	USF	8	7	2
South Carolina	8	7	0	Missouri State	4	9	2
vs Louisiana Tech	10	3	1	Central Arkansas	9	7	1
Delaware State	5	7	1	UT Arlington	2	1	0
vs Colorado	4	5	0	Tennessee Tech	12	5	2
Robert Morris	10	8	3	Gonzaga	0	1	0
at Kansas State	2	3	1	at Kansas State	6	1	0
Texas	4	5	1	TCU	4	6	3
at West Virginia	7	5	0	at Oklahoma	0	3	0
TCU	8	8	0	Texas Tech	5	5	2
at Kansas	12	1	1	at Baylor	0	0	0
West Virginia	0	2	0	West Virginia	0	0	0
at Oklahoma	4	9	2	Iowa State	0	1	0
Baylor	9	5	0	at Kansas	4	5	1
Iowa State	7	6	0	Baylor	8	4	1
at Texas Tech	4	6	1	at Texas	5	6	1
at Texas	10	10	0	at Texas Tech	4	4	0
Oklahoma	7	13	1	Oklahoma	2	4	0
at Baylor	3	9	2	Kansas	0	0	0
Texas Tech	10	6	2	at West Virginia	2	2	1
at TCU	6	11	1	at TCU	2	1	0
Kansas	8	4	0	Texas	1	4	0
Kansas State	4	6	0	at Iowa State	2	2	1
at Iowa State	6	9	0	Kansas State	0	1	0
vs Texas Tech	2	1	0	vs Baylor	2	0	1
vs Kansas	6	6	0	vs Kansas State	2	6	0
vs. Gonzaga	8	8	0	Oregon	4	6	0

### Murphy Season / Career Highs

<b>Points</b>	Career: 13 at Virginia Tech, 12/1/12
<b>Rebounds</b>	Career: 13 vs. Oklahoma, 2/15/14
<b>Assists</b>	Career: 3 (2x) last vs. Robert Morris, 12/30/13
<b>Steals</b>	Career: 3 vs. Texas, 1/8/14
<b>Blocked Shots</b>	Career: 4 (3x) last vs. Texas, 1/8/14
<b>Field Goals</b>	Career: 6 at Virginia Tech, 12/1/12
<b>Field Goal Attempts</b>	Career: 11 vs. Gonzaga, 3/21/14
<b>Free Throws</b>	Career: 4 (2x) last vs. Kansas State, 3/3/14
<b>Free Throw Attempts</b>	Career: 6 vs. Texas Tech, 1/19/13
<b>3-Point Field Goals</b>	Career: 1 (2x) last vs. Central Ark., 12/16/12
<b>3-Point Field Goal Attempts</b>	Career: 1 (4x) last vs. Central Ark., 12/16/12
<b>Foul Disqualifications</b>	Career: 12 total
<b>Minutes</b>	Career: 41 at Iowa State, 3/8/14

### MURPHY OKLAHOMA STATE STATISTICS

Season	GP	GS	Min.	Avg.	FG			3-Point			Free Throws			Rebounds			Scoring								
					F	A	Pct.	F	A	Pct.	FT	FTA	Pct.	Off.	Def.	Tot.	Avg.	PF	FO	Ast.	TO	Blk	Stl	Pts.	Avg.
2012-13	33	15	596	18.1	53	115	.461	2	4	.500	18	35	.514	52	78	130	3.9	73	2	21	35	20	8	126	3.8
2013-14	33	21	855	25.9	82	153	.536	0	0	.000	36	63	.571	63	144	207	6.3	113	10	23	38	41	17	200	6.1
Totals	66	36	1451	22.0	135	268	.504	2	4	.500	54	98	.551	115	222	337	5.1	186	12	44	73	61	25	326	4.9



# JA'QUAN NEWTON

Freshman | Guard | 6-2 | 185

0

Philadelphia, Pa. | Neumann-Goretti HS

### Newton Season Highs

<b>Points</b>	Season: 16, at Notre Dame, 1/17/15
ACC: 16, at Notre Dame, 1/17/15	
<b>Rebounds</b>	Season: 4, at Virginia Tech, 3/7/15
ACC: 4, at Virginia Tech, 3/7/15	
<b>Assists</b>	Season: 5, at Notre Dame, 1/17/15
ACC: 5, at Notre Dame, 1/17/15	
<b>Steals</b>	Season: 1 (7x), last vs. North Carolina, 2/28/15
ACC: 1 (2x) last vs. North Carolina, 2/28/15	
<b>Blocked Shots</b>	Season: 1 (2x) last at Notre Dame, 1/17/15
ACC: 1, at Notre Dame, 1/17/15	
<b>Field Goals</b>	Season: 6, at Notre Dame, 1/17/15
ACC: 6, at Notre Dame, 1/17/15	
<b>Field Goal Attempts</b>	Season: 9, at Notre Dame, 1/17/15
ACC: 9, at Notre Dame, 1/17/15	
<b>Free Throws</b>	Season: 6, vs. Howard, 11/14/14
ACC: 4 (2x) last at Virginia Tech, 3/7/15	
<b>Free Throw Attempts</b>	Season: 7, vs. Charleston, 12/30/14
ACC: 6, at Notre Dame, 1/17/15	
<b>3-Point Field Goals</b>	Season: 1 (2x) last at Wake Forest, 2/11/15
ACC: 1 (2x) last at Wake Forest, 2/11/15	
<b>3-Point Field Goal Attempts</b>	Season: 2 (2x) last vs. Louisville, 2/3/15
ACC: 2 (2x) last vs. Louisville, 2/3/15	
<b>Minutes</b>	Season: 33, at Pittsburgh, 3/4/15
ACC: 33, at Pittsburgh, 3/4/15	

"One of the things about Ja'Quan, is that he played in a very competitive league in high school and is versatile, so he can play with a lot of different types of guys. He knows how to score." – Coach L

- Competitor with a real feel for the game. Fearless and relentless. Passionate and energetic.
- Knack for getting in the lane off the dribble, then makes good decisions in the lane: floater, pass, dribble.
- Improved defensively and can play multiple positions, on and off of the ball.
- Getting stronger daily.
- Tremendous ability to finish 8-feet and in. Working to become a better 3-point shooter.
- Max bench: 236, up 60 pounds since his arrival. 185 Bench: 7x.
- Ranked No. 58 in ESPN's Top 100.
- Ranked No. 1 in the state and is the 12th-best PG in the country by ESPN.
- Scored 1,972 career points in high school.
- Leading scorer in both the history of the Catholic School League in Philadelphia and in Neumann-Goretti history. Owns three PIAA state titles.
- Mother passed away March 2014 after 3-year battle with breast cancer, one day prior to state championship game in which Newton scored 33 points.
- Played on Cherashore Playground basketball court at 10th and Olney in Philadelphia. Played in the Chosen League.
- Dad, Joe Newton, was NABC Division II national player of the year out of the University of Central Oklahoma.
- Favorites: Food: Fried chicken. Movie: Friday. Pro athlete: LeBron James. Subject in school: Math. Ice cream flavor: Vanilla. Cartoon: Tom and Jerry. Player when I was a kid: Allen Iverson.
- Why UM: Style of play and city of Miami. Ideal job after hoops: Coach.


**High School:** Ranked No. 58 in ESPN's Top 100 ... Ranked No. 1 in the state and is the 12th-best PG in the country by ESPN ... Catholic League MVP ... All-Catholic First Team ... Led team with 21.7 points Scored 1,972 career points in high school ... Guided the Saints to 22-4 record and sixth-straight Catholic League Championship ... Scored 15 of his 23 points in second half to seal the victory ... Started four-straight years in Catholic League Championship game ... Leading scorer in both the history of the Catholic School League in Philadelphia and in Neumann-Goretti history ... Secured a double-double with 14 points and 10 rebounds in first round of the Pennsylvania Interscholastic Athletic Association playoffs ... Scored 33 points and go-ahead bucket in overtime to win PIAA Class AAA Championship ... Consensus Top 60 player ... Averaged 18.0 points as a junior.

**Personal:** Born Ja'Quan Naasir Newton on August 23, 1995 in Philadelphia ... Son of the late Lisa Brown, and Joe Newton ... Brother to Cary Rudd and Miing Newton ... Mother passed away March 2014 after 3-year battle with breast cancer, one day prior to state championship game in which Newton scored 33 points ... NBPA Top 100 Camp ... LeBron James Skills Academy ... Played AAU ball for Team Final, the same squad as Miami teammate Davon Reed ... Also recruited by UCLA, Texas A&M and Minnesota.

### NEWTON CAREER STATISTICS

Season	GP	GS	Min.	Avg.	3-Point			Free Throws			Rebounds				Scoring										
					FG	FGA	Pct.	FT	FTA	Pct.	Off.	Def.	Tot.	Avg.	Pts.	Avg.									
2014-15	31	2	377	12.2	34	82	.415	2	8	.250	35	56	.625	5	24	29	0.9	29	0	41	32	2	8	105	3.4

NEWTON 2014-15		TOTAL			3-PTS			FREETHROWS			REBOUNDS															
Opponent	Date	GS	Min	FG	FGA	Pct	3FG	FGA	Pct	FT	FTA	Pct	Off	Def	Tot	Avg	Pf	FO	A	TO	Blk	Stl	Pts	Avg		
HOWARD	11-14-14	16	1	2	500	0	0	0	.000	6	6	1.000	0	0	0	0.0	2	0	0	0	0	0	8	8.0		
at Florida	11-17-14	12	2	3	.667	0	0	0	.000	1	2	.500	0	1	1	0.5	0	0	3	1	0	0	5	6.5		
vs Drexel	11-20-14	19	2	3	.667	0	0	0	.000	3	3	1.000	0	1	1	0.7	1	0	3	4	0	1	7	6.7		
vs Akron	11-21-14	19	1	5	.200	0	0	0	.000	2	4	.500	0	0	0	0.5	0	0	1	0	0	1	4	6.0		
vs Charlotte	11-23-14	14	1	3	.333	0	0	0	.000	1	4	.250	1	2	3	1.0	0	0	3	2	0	1	3	5.4		
at Charlotte	11-25-14	7	0	1	.000	0	0	0	.000	0	0	.000	0	0	0	0.8	2	0	0	0	0	0	0	4.5		
SOUTH ALABAMA	11-28-14	17	2	3	.667	0	0	0	.000	1	2	.500	0	1	1	0.9	1	0	0	1	0	0	5	4.6		
ILLINOIS	12-02-14	5	0	0	.000	0	0	0	.000	0	0	.000	0	2	2	1.0	2	0	1	0	0	0	0	4.0		
GREEN BAY	12-06-14	4	0	2	.000	0	1	0	.000	0	0	.000	0	0	0	0.9	0	0	0	1	0	0	0	3.6		
SAVANNAH STATE	12-08-14	6	1	1	1.000	0	0	0	.000	0	0	.000	0	0	0	0.8	0	0	0	0	0	1	2	3.4		
EASTERN KENTUCKY	12-19-14	19	0	1	.000	0	0	0	.000	2	2	1.000	1	1	2	0.9	2	0	3	0	1	0	2	3.3		
vs Providence	12-22-14	9	1	2	.500	0	0	0	.000	1	1	1.000	0	0	0	0.8	0	0	1	1	0	1	3	3.3		
CHARLESTON	12-30-14	12	1	1	1.000	0	0	0	.000	4	7	.571	0	0	0	0.8	1	0	0	0	0	0	6	3.5		
VIRGINIA	01-03-15	5	0	2	.000	0	0	0	.000	0	0	.000	0	1	1	0.8	1	0	1	1	0	0	0	3.2		
at Duke	01-13-15	10	2	3	.667	0	0	0	.000	0	1	.000	1	1	2	0.9	2	0	3	4	0	0	4	3.3		
at Notre Dame	01-17-15	28	6	9	.667	0	0	0	.000	4	6	.667	2	0	2	0.9	1	0	5	2	1	1	16	4.1		
NC STATE	01-22-15	5	0	2	.000	0	0	0	.000	0	0	.000	0	0	0	0.9	1	0	1	0	0	0	0	3.8		
at Syracuse	01-24-15	9	1	2	.500	1	2	.500	0	0	.000	0	0	0	0.8	0	0	0	0	0	0	0	3	3.8		
GEORGIA TECH	01-28-15	7	1	1	1.000	0	0	0	.000	1	2	.500	0	0	0	0.8	3	0	0	1	0	0	3	3.7		
at Florida State	02-01-15	4	1	1	1.000	0	0	0	.000	0	0	.000	0	0	0	0.8	0	0	1	0	0	0	2	3.7		
LOUISVILLE	02-03-15	19	0	5	.000	0	2	.000	3	4	.750	0	1	1	0.8	0	0	1	2	0	0	0	3	3.6		
CLEMSON	02-08-15	* 17	0	1	.000	0	0	0	.000	1	4	.250	0	1	1	0.8	1	0	1	2	0	0	1	3.5		
at Wake Forest	02-11-15	* 15	2	4	.500	1	1	1.000	0	0	.000	0	0	0	0.7	1	0	2	1	0	0	0	5	3.6		
at Boston College	02-16-15	2	0	1	.000	0	0	0	.000	0	0	.000	0	0	0	0.7	0	0	0	0	0	0	0	3.4		
VIRGINIA TECH	02-18-15	5	0	0	.000	0	0	0	.000	0	0	.000	0	0	0	0.7	0	0	1	0	0	0	0	3.3		
NORTH CAROLINA	02-28-15	21	5	7	.714	0	1	.000	0	0	.000	0	1	1	0.7	3	0	4	3	0	1	10	3.5			
at PITT	03-04-15	33	2	8	.250	0	0	0	.000	0	2	.000	0	3	3	0.8	1	0	1	0	0	0	4	3.6		
at Virginia Tech	03-07-15	22	2	6	.333	0	1	.000	4	4	1.000	0	4	4	0.9	1	0	3	1	0	0	0	8	3.7		
vs Virginia Tech	03-11-15	8	0	1	.000	0	0	0	.000	0	0	.000	0	3	3	1.0	1	0	0	3	0	1	0	3.6		
vs Notre Dame	03-12-15	1	0	0	.000	0	0	0	.000	0	0	.000	0	0	0	0.9	0	0	0	1	0	0	0	3.5		
ALABAMA	03-21-15	7	0	2	.000	0	0	0	.000	1	2	.500	0	1	1	0.9	2	0	2	1	0	0	1	3.4		



# JAMES PALMER

Freshman | Guard | 6-5 | 200

# 12

Washington, D.C. | St. John's College HS

**Palmer Season Highs**

<b>Points</b>	Season: 17, at Virginia Tech, 3/7/15
	ACC: 17, at Virginia Tech, 3/7/15
<b>Rebounds</b>	Season: 4 (2x) last at Virginia Tech, 3/7/15
	ACC: 4, at Virginia Tech, 3/7/15
<b>Assists</b>	Season: 3 (3x) last vs. Virginia Tech, 2/18/15
	ACC: 3, vs. Virginia Tech, 2/18/15
<b>Steals</b>	Season: 1 (4x) last at Boston College, 2/16/15
	ACC: 1, at Boston College, 2/16/15
<b>Blocked Shots</b>	Season: 1 (8x) last vs. Virginia Tech, 3/11/15
	ACC: 1 (2x) last at Louisville, 2/21/15
<b>Field Goals</b>	Season: 5 (2x) last at Virginia Tech, 3/7/15
	ACC: 5, at Virginia Tech, 3/7/15
<b>Field Goal Attempts</b>	Season: 10, at Virginia Tech, 3/7/15
	ACC: 10, at Virginia Tech, 3/7/15
<b>Free Throws</b>	Season: 3, at Notre Dame, 1/17/15
	ACC: 3, at Notre Dame, 1/17/15
<b>Free Throw Attempts</b>	Season: 4, at Notre Dame, 1/17/15
	ACC: 4, at Notre Dame, 1/17/15
<b>3-Point Field Goals</b>	Season: 5, at Virginia Tech, 3/7/15
	ACC: 5, at Virginia Tech, 3/7/15
<b>3-Point Field Goal Attempts</b>	Season: 5 (3x) last at Virginia Tech, 3/7/15
	ACC: 5 (2x) last at Virginia Tech, 3/7/15
<b>Minutes</b>	Season: 27 (2x) last at Virginia Tech, 3/7/15
	ACC: 27, at Virginia Tech, 3/7/15

"Not necessarily as a freshman, but during the course of his career he could be one of our best players. James has size, he has skill, can pass, dribble, shoot, can shoot threes. He's very good. As he matures he's going to be a terrific player." – Coach L

- Intelligent with a high basketball IQ after playing at a high level in high school and AAU due to good coaching.
- Maturing physically and growing into his long limbs.
- Young player - turned 18 in late July, prior to freshman year.
- Can play positions 1-4.
- Makes tough left- and right-handed layups.
- Good pull-up jumper and can make 3-pointers.
- Max bench: 240, up 35 pounds since his arrival. 185 Bench: 7x.
- In Spain in August 2014, shot team best 68 percent from the floor and hit 57 percent (8-15) from distance en route to 11.5 ppg.
- Enjoys life and has a good sense of humor.
- Ranked No. 1 player in the D.C. region, by ESPN.
- Played AAU ball for Team Takeover.
- Favorites: Food: Shrimp. Movie: Friday. Pro athletes: Kobe Bryant and Michael Jordan. Ice cream: Cookies and cream.
- Best advice received: Stay humble, stay hungry. Why UM: Great coaches, playing style and weather. Started playing basketball: Age 7.

**High School:** Ranked No. 1 player in the D.C. region, by ESPN ... Senior year averaged team-high 15.7 points per game ... Played in D.C. State Athletic Association semifinal ... Led Cadets to 27-4 record ... Helped squad to a 20-win season by averaging 12 points, five rebounds and two assists as a junior ... First team all-conference ... Team captain ... Coached by Sean McAloon at St. John's College HS.

**Personal:** Born James Alfred Palmer, Jr., on July 31, 1996 in Washington, D.C. ... Son of Diane McFadden and the late James Palmer, Sr. ... Brother to Tijree and Tijisha ... Played AAU ball for Team Takeover ... Also recruited by Memphis, Wake Forest, Rutgers, Cincinnati and Maryland.

**PALMER CAREER STATISTICS**

Season	GP	GS	Min.	Avg.	3-Point			Free Throws			Rebounds				Scoring										
					FG	FGA	Pct.	FT	FTA	Pct.	Off.	Def.	Tot.	Avg.	PF	FO	Ast.	TO	Blk	Stl	Pts.	Avg.			
2014-15	35	5	463	13.2	48	117	.410	22	60	.367	12	19	.632	13	35	48	1.4	26	0	25	25	8	4	130	3.7

PALMER 2014-15	Opponent	Date	GS	Min	TOTAL			3-PTS			FREE THROWS			REBOUNDS				PF	FO	A	TO	Blk	Stl	Pts	Avg
					FG	FGA	Pct	3FG	FGA	Pct	FT	FTA	Pct	Off	Def	Tot	Avg								
HOWARD	11-14-14	18	2	5	.400	2	5	.400	0	0	.000	0	2	2	2.0	1	0	2	2	1	1	6	6.0		
at Florida	11-17-14	27	4	9	.444	2	3	.667	0	0	.000	0	0	0	1.0	2	0	0	3	0	0	10	8.0		
vs Drexel	11-20-14	12	2	3	.667	2	2	1.000	0	0	.000	0	0	0	0.7	0	0	0	0	0	0	6	7.3		
vs Akron	11-21-14	23	3	5	.600	2	4	.500	0	0	.000	1	2	3	1.3	1	0	0	3	1	0	8	7.5		
vs Charlotte	11-23-14	23	5	7	.714	2	3	.667	0	0	.000	1	1	2	1.4	0	0	1	1	0	1	12	8.4		
at Charlotte	11-25-14	21	1	4	.250	0	2	.000	1	2	.500	0	2	2	1.5	2	0	0	2	1	0	3	7.5		
SOUTH ALABAMA	11-28-14	23	3	7	.429	0	3	.000	0	1	.000	2	2	4	1.9	0	0	3	0	1	0	6	7.3		
ILLINOIS	12-02-14	9	0	2	.000	0	1	.000	0	0	.000	0	0	0	1.6	0	0	0	0	0	0	0	6.4		
GREEN BAY	12-06-14	16	0	2	.000	0	1	.000	0	0	.000	0	0	0	1.4	2	0	2	1	0	0	0	5.7		
SAVANNAH STATE	12-08-14	11	1	2	.500	0	1	.000	0	0	.000	1	0	1	1.4	0	0	0	2	0	1	2	5.3		
EASTERN KENTUCKY	12-19-14	4	0	0	.000	0	0	.000	0	0	.000	0	1	1	1.4	0	0	0	1	0	0	0	4.8		
vs Providence	12-22-14	8	0	0	.000	0	0	.000	0	0	.000	0	0	0	1.3	3	0	2	1	0	0	0	4.4		
CHARLESTON	12-30-14	25	2	5	.400	1	3	.333	0	2	.000	0	2	2	1.3	0	0	3	0	1	0	5	4.5		
VIRGINIA	01-03-15	6	0	2	.000	0	1	.000	0	0	.000	0	0	0	1.2	0	0	1	0	0	0	0	4.1		
BOSTON COLLEGE	01-10-15	3	0	0	.000	0	0	.000	0	0	.000	0	0	0	1.1	0	0	0	0	0	0	0	3.9		
at Duke	01-13-15	5	1	2	.500	0	1	.000	0	0	.000	0	2	2	1.2	1	0	0	0	0	0	2	3.8		
at Notre Dame	01-17-15	19	3	3	1.000	2	2	1.000	3	4	.750	0	1	1	1.2	0	0	0	0	0	0	11	4.2		
NC STATE	01-22-15	12	2	3	.667	2	3	.667	1	2	.500	0	0	0	1.1	0	0	0	1	0	0	7	4.3		
at Syracuse	01-24-15	12	1	3	.333	0	2	.000	0	0	.000	0	1	1	1.1	1	0	1	1	0	0	2	4.2		
GEORGIA TECH	01-28-15	19	3	6	.500	0	2	.000	0	0	.000	0	2	2	1.2	1	0	0	0	0	0	6	4.3		
at Florida State	02-01-15	3	0	1	.000	0	0	.000	0	0	.000	0	1	1	1.1	0	0	0	0	0	0	0	4.1		
LOUISVILLE	02-03-15	8	1	4	.250	0	2	.000	1	2	.500	0	1	1	1.1	2	0	0	0	0	0	3	4.0		
CLEMSON	02-08-15	11	1	5	.200	0	2	.000	0	0	.000	1	2	3	1.2	0	0	0	0	0	0	2	4.0		
at Wake Forest	02-11-15	14	2	4	.500	0	1	.000	2	2	1.000	1	2	3	1.3	1	0	1	0	0	0	6	4.0		
at Boston College	02-16-15	* 24	0	4	.000	0	3	.000	2	2	1.000	0	3	3	1.4	3	0	0	1	1	1	2	4.0		
VIRGINIA TECH	02-18-15	* 23	3	8	.375	2	5	.400	0	0	.000	0	3	3	1.4	1	0	3	1	0	0	8	4.1		
at Louisville	02-21-15	3	0	0	.000	0	0	.000	0	0	.000	0	0	0	1.4	0	0	0	0	1	0	0	4.0		
FLORIDA STATE	02-25-15	1	0	0	.000	0	0	.000	0	0	.000	0	0	0	1.3	0	0	0	0	0	0	0	3.8		
NORTH CAROLINA	02-28-15	5	0	0	.000	0	0	.000	0	0	.000	0	0	0	1.3	0	0	0	0	0	0	0	3.7		
at PITT	03-04-15	6	0	2	.000	0	1	.000	0	0	.000	0	0	0	1.2	2	0	0	1	0	0	0	3.6		
at Virginia Tech	03-07-15	* 27	5	10	.500	5	5	1.000	2	2	1.000	3	1	4	1.3	2	0	1	1	0	0	17	4.0		
vs Virginia Tech	03-11-15	* 16	1	1	1.000	0	0	.000	0	0	.000	0	3	3	1.4	0	0	1	3	1	0	2	3.9		
vs Notre Dame	03-12-15	* 15	1	4	.250	0	1	.000	0	0	.000	2	0	2	1.4	1	0	1	0	0	0	2	3.9		
NC CENTRAL	03-17-15	4	0	1	.000	0	0	.000	0	0	.000	1	1	2	1.4	0	0	1	0	0	0	0	3.8		
ALABAMA	03-21-15	7	1	3	.333	0	1	.000	0	0	.000	0	0	0	1.4	0	0	2	0	0	0	2	3.7		



# DAVON REED

Sophomore | Guard | 6-6 | 208

Ewing, N.J. | Princeton Day School (N.J.)

# 5

### Reed Season/Career Highs

#### Points

Season: 19 (3x) last at Pittsburgh, 3/4/15  
 Career: 19 (4x) last at Pittsburgh, 3/4/15  
 ACC: 19 (3x) last at Pittsburgh, 3/4/15

#### Rebounds

Season: 8 (2x) last vs. Alabama, 3/21/15  
 Career: 8 (2x) last vs. Alabama, 3/21/15  
 ACC: 8, vs. Florida State, 2/25/15

#### Assists

Season: 6, vs. NC Central, 3/17/15  
 Career: 7, vs. Loyola, 12/30/13  
 ACC: 5, vs. Virginia Tech, 2/18/15

#### Steals

Season: 5, at Wake Forest, 2/11/15  
 Career: 5, at Wake Forest, 2/11/15  
 ACC: 5, at Wake Forest, 2/11/15

#### Blocked Shots

Season: 2, at Virginia Tech, 3/7/15  
 Career: 2, at Virginia Tech, 3/7/15  
 ACC: 2, at Virginia Tech, 3/7/15

#### Field Goals

Season: 7 (2x) last at Pittsburgh, 3/4/15  
 Career: 7 (3x) last at Pittsburgh, 3/4/15  
 ACC: 7 (2x) last at Pittsburgh, 3/4/15

#### Field Goal Attempts

Season: 13, at Wake Forest, 2/11/15  
 Career: 13, at Wake Forest, 2/11/15  
 ACC: 13, at Wake Forest, 2/11/15

#### Free Throws

Season: 9, vs. Alabama, 3/21/15  
 Career: 9, vs. Alabama, 3/21/15  
 ACC: 6, vs. Florida State, 2/25/15

#### Free Throw Attempts

Season: 14, vs. Alabama, 3/21/15  
 Career: 14, vs. Alabama, 3/21/15  
 ACC: 6 (2x) last vs. Florida State, 2/25/15

#### 3-Point Field Goals

Season: 5, vs. Louisville, 2/3/15  
 Career: 5 (2x) last vs. Louisville, 2/3/15  
 ACC: 5, vs. Louisville, 2/3/15

#### 3-Point Field Goal Attempts

Season: 8, at Wake Forest, 2/11/15  
 Career: 8, vs. Arizona State, 12/1/13  
 ACC: 8, at Wake Forest, 2/11/15

#### Minutes

Season: 45, at Boston College, 2/16/15  
 Career: 45, at Boston College, 2/16/15  
 ACC: 45, at Boston College, 2/16/15

2013-14			
Opposition	P	R	A
St. Francis (NY)	3	1	0
Ga. Southern	7	1	2
Texas Southern	11	3	3
at C of Charleston	3	2	3
UCF	17	5	1
vs Geo. Wash.	6	2	2
at CS Fullerton	9	3	2
vs Arizona State	19	1	2
at Nebraska	5	2	2
Virginia Tech	10	5	0
at Savannah State	8	1	1
La Salle	8	0	4
Loyola	8	2	7
at Syracuse	5	0	1
at North Carolina	0	2	0
Florida State	0	1	0
at Georgia Tech	3	0	0
Duke	2	2	0
Syracuse	16	2	0
at Maryland	6	1	1
Norfolk State	4	4	1
Pittsburgh	4	3	1
NC State	3	1	1
at Florida State	7	2	2
at Virginia Tech	5	2	0
Notre Dame	12	3	0
Boston College	0	0	0
at Virginia	2	1	0
at NC State	5	0	0
at Clemson	3	1	0
Wake Forest	3	1	1
vs Virginia Tech	14	1	0
vs NC State	9	0	1

### All-ACC Academic Men's Basketball Team, 2015

"I really like the progress he's made. Everything he did last year he's doing better." — Coach L

- Focused. Structured. Determined. Competitive. True student of the game. Will do whatever it takes to win.
- A 3 guard who played out of position at the point his freshman season for Miami.
- One of three players returning from the 2013-14 squad.
- Can guard multiple positions, has long arms and a fierce tenacity.
- Mostly a catch-and-shoot guy.
- Improved both his ability to attack the basket and his layup-making skills.
- Improved bench 175 to 250 pounds in four months as a freshman.
- Good student. Professional approach to life and everything he does. Mature for his age.
- Approach vertical: 40.5 | Bench max: 250 | 185 test: 15x.
- Four-star swingman listed as a Top 100 player (No. 97) by Rivals.com and No. 78 in the Class of 2013 by ESPN
- Third-best talent in New Jersey and 18th best nationally at the shooting guard position, according to ESPN.com.
- Kevin Durant Skills Academy. McDonald's All-American candidate.
- 2,000 point scorer. Averaged 24 points and 10 rebounds as a senior.
- Youth Role Model Award from Join-Effort Princeton for both dedication to his community and excellence in his personal life.
- Favorites: Food: Italian. Movie: I am Legend. Book: Great Gatsby. Pro athlete: LeBron James. Quote: Dreams don't work unless you do. Subject in school: Science. Ice cream flavor: Chocolate chip cookie dough. Cuban dish: Pechuga de pollo (chicken breast).
- Best advice received: Do what makes you happy. Why UM: ACC basketball, Coach L and sunny south Florida. Started playing basketball: Age 5.

**As a Sophomore (2014-15):** Underwent surgery on left lower extremity Sept. 4 after being injured Sept. 2 ... Expected to be sidelined until January, but returned Dec. 6 against Green Bay.

**High School:** Four-star swingman listed as a Top 100 player (No. 97) by Rivals.com and No. 78 in the Class of 2013 by ESPN ... Third-best talent in New Jersey and 18th best nationally at the shooting guard position, according to ESPN.com ... Rivals ranks him as 24th among shooting guards ... Kevin Durant Skills Academy ... 2,000 point scorer ... Averaged 24 points and 10 rebounds as a senior ... McDonald's All-American candidate ... Prep B Player of the Year in New Jersey ... All-area player of the year twice ... Averaged 27 points and nine rebounds per game for Princeton Day School (N.J.) junior season ... Coached by Paris McClean ... Youth Role Model Award from Join-Effort Princeton for both dedication to his community and excellence in his personal life.

**Personal:** Name is pronounced Day-von ... Born Davon Malcolm Reed on June 11, 1995 ... Son of David and Rose Reed ... Brother to Miles ... Majoring in sports administration ... Played AAU ball with Team Final ... Chose Miami over offers from Wake Forest, Cincinnati, Xavier and Memphis ... Student-Athlete Advisory Committee representative at UM ... Book Buster (3.0 spring semester GPA) ... Athletic Director's Honor Roll (3.2 spring semester GPA) ... Dean's List (3.5 spring semester GPA) ... ACC Honor Roll.

### REED CAREER STATISTICS

Season	GP	GS	Min.	Avg.	FG			3-Point			Free Throws			Rebounds				Scoring							
					FGA	Pct.	FG	FGA	Pct.	FT	FTA	Pct.	Off.	Def.	Tot.	Avg.	PF	FO	Ast.	TO	Blk	Stl	Pts.	Avg.	
2013-14	33	10	683	20.7	71	207	.343	40	112	.357	35	53	.660	12	43	55	1.7	55	0	38	44	4	16	217	6.6
2014-15	27	18	713	26.4	69	142	.486	36	72	.500	41	56	.732	23	74	97	3.6	60	1	47	26	8	24	215	8.0
TOTAL	60	28	1396	23.3	140	349	.401	76	184	.413	76	109	.697	35	117	152	2.5	115	1	85	70	12	40	432	7.2

### REED 2014-15

Opponent	Date	GS	Min	TOTAL			3-PTS			FREE THROWS			REBOUNDS				PF	FO	A	TO	Blk	Stl	Pts	Avg
				FG	FGA	Pct	3FG	FGA	Pct	FT	FTA	Pct	Off	Def	Tot	Avg								
GREEN BAY	12-06-14	8	0	1	.000	0	0	.000	0	0	.000	0	0	0.0	2	0	0	0	0	1	0	0.0		
SAVANNAH STATE	12-08-14	14	0	2	.000	0	1	.000	0	0	.000	0	1	0.5	1	0	1	0	2	2	0	0.0		
EASTERN KENTUCKY	12-19-14	18	1	3	.333	1	2	.500	4	4	1.000	2	2	4	1.7	2	0	3	0	0	7	2.3		
vs Providence	12-22-14	10	0	3	.000	0	3	.000	0	0	.000	0	2	2	1.8	3	0	2	0	1	0	1.8		
CHARLESTON	12-30-14	18	2	2	1.000	0	0	.000	1	1	1.000	2	3	5	2.4	1	0	4	0	0	5	2.4		
VIRGINIA	01-03-15	14	1	1	1.000	1	1	1.000	1	2	.500	0	1	1	2.2	1	0	0	1	0	4	2.7		
BOSTON COLLEGE	01-10-15	16	0	1	.000	0	1	.000	0	0	.000	0	2	2	2.1	1	0	0	0	0	0	2.3		
at Duke	01-13-15	16	2	4	.500	0	0	.000	0	0	.000	2	1	3	2.3	2	0	2	0	1	1	4	2.5	
at Notre Dame	01-17-15	* 30	3	6	.500	3	4	.750	0	0	.000	0	4	4	2.4	5	1	4	1	1	0	9	3.2	
NC STATE	01-22-15	* 31	4	6	.667	2	3	.667	0	0	.000	0	1	1	2.3	2	0	2	0	0	1	10	3.9	
at Syracuse	01-24-15	* 26	4	5	.800	3	4	.750	0	0	.000	0	2	2	2.3	2	0	1	1	0	0	11	4.5	
GEORGIA TECH	01-28-15	* 30	2	3	.667	2	2	1.000	0	0	.000	0	4	4	2.4	3	0	0	1	1	1	6	4.7	
at Florida State	02-01-15	* 34	4	9	.444	1	4	.250	2	2	1.000	4	2	6	2.7	0	0	2	3	0	1	11	5.2	
LOUISVILLE	02-03-15	33	7	8	.875	5	6	.833	0	0	.000	0	5	5	2.9	4	0	1	2	0	2	19	6.1	
CLEMSON	02-08-15	* 32	1	2	.500	1	2	.500	0	0	.000	0	2	2	2.8	2	0	0	1	1	1	3	5.9	
at Wake Forest	02-11-15	* 36	6	13	.462	2	8	.250	3	4	.750	0	4	4	2.9	3	0	0	0	0	5	17	6.6	
at Boston College	02-16-15	* 45	6	10	.600	3	4	.750	4	6	.667	0	6	6	3.1	4	0	3	1	0	1	19	7.4	
VIRGINIA TECH	02-18-15	* 33	3	7	.429	0	3	.000	3	5	.600	1	2	3	3.1	2	0	5	2	0	1	9	7.4	
at Louisville	02-21-15	* 18	0	2	.000	0	1	.000	0	0	.000	0	2	2	3.0	3	0	1	1	0	0	0	7.1	
FLORIDA STATE	02-25-15	* 34	5	8	.625	2	4	.500	6	6	1.000	3	5	8	3.3	3	0	1	0	0	0	18	7.6	
NORTH CAROLINA	02-28-15	* 26	1	8	.125	0	4	.000	0	1	.000	0	3	3	3.2	2	0	2	1	0	0	2	7.3	
at PITT	03-04-15	* 33	7	8	.875	3	3	1.000	2	2	1.000	1	2	3	3.2	1	0	3	0	0	2	19	7.9	
at Virginia Tech	03-07-15	* 30	1	3	.333	1	1	1.000	1	2	.500	1	4	5	3.3	3	0	2	1	2	2	4	7.7	
vs Virginia Tech	03-11-15	* 36	4	8	.500	2	2	1.000	0	0	.000	1	3	4	3.3	1	0	1	2	1	1	10	7.8	
vs Notre Dame	03-12-15	* 30	1	8	.125	1	4	.250	3	5	.600	3	3	6	3.4	2	0	1	1	0	1	6	7.7	
NC CENTRAL	03-17-15	* 34	2	7	.286	1	2	.500	2	2	1.000	1	2	3	3.4	1	0	6	2	0	0	7	7.7	
ALABAMA	03-21-15	* 28	2	4	.500	2	3	.667	9	14	.643	2	6	8	3.6	4	0	3	1	0	1	15	8.0	





# OMAR SHERMAN

Freshman | Forward | 6-8 | 260

# 22

Duncanville, Texas | Duncanville HS

### Sherman Season Highs

<b>Points</b>	Season: 13 (3x) last vs. Virginia, 01/03/15
ACC:	13, vs. Virginia, 01/03/15
<b>Rebounds</b>	Season: 7, vs. South Alabama, 11/28/14
ACC:	6, vs. Virginia, 01/03/15
<b>Assists</b>	Season: 2 (4x) last at Wake Forest, 2/11/15
ACC:	2 (4x) last at Wake Forest, 2/11/15
<b>Steals</b>	Season: 2, vs. Boston College, 1/10/15
ACC:	2, vs. Boston College, 1/10/15
<b>Blocked Shots</b>	Season: 3, vs. NC State, 1/22/15
ACC:	3, vs. NC State, 1/22/15
<b>Field Goals</b>	Season: 6, vs. South Alabama, 11/28/14
ACC:	5, vs. Virginia, 01/03/15
<b>Field Goal Attempts</b>	Season: 11, vs. South Alabama, 11/28/14
ACC:	10 (2x) last vs. NC State, 1/22/15
<b>Free Throws</b>	Season: 4, vs. Savannah State, 12/9/14
ACC:	2, vs. North Carolina, 2/28/15
<b>Free Throw Attempts</b>	Season: 5, vs. Savannah State, 12/9/14
ACC:	3, vs. North Carolina, 2/28/15
<b>3-Point Field Goals</b>	Season: 3, vs. Virginia, 01/03/15
ACC:	3, vs. Virginia, 01/03/15
<b>3-Point Field Goal Attempts</b>	Season: 7, vs. Virginia, 01/03/15
ACC:	7, vs. Virginia, 01/03/15
<b>Minutes</b>	Season: 40, vs. Virginia, 01/03/15
ACC:	40, vs. Virginia, 01/03/15

"Omar has great hands and a great shooting touch, a beautiful jump hook inside and an outstanding 3-point shot." – Coach L

- Smooth-shooting lefty.
- Inside-outside player who can drain a three or drop a baby hook.
- Dropped 20 pounds and has added strength since arriving on UM campus summer of 2014.
- Max bench: 275, up 50 pounds since his arrival. 185 Bench: 13x.
- Easy-going, steady personality with no highs or lows emotionally.
- Will play the power forward, possibly the four on offense and five on defense.
- No. 10 recruit in Texas and No. 19 center in the country, according to ESPN.
- No. 20 power forward in the country by Scout.com, No. 94 player overall.
- Favorites: Food: Asian or steak. Movie: Friday. Pro athlete: Kobe Bryant and Kareem Abdul Jabbar. Quote: Hard work beats talent when talent fails to hard work. Subject in school: History. Ice cream flavor: Orange sherbet.
- Best advice received: If you don't fall, how are you going to know what getting up is like. Why UM: Great opportunity, atmosphere, tradition and culture. Started playing basketball: Age 3. Plays the trombone.

**High School:** Four-star prospect by ESPN and Scout.com ... No. 20 power forward in the country by Scout.com, No. 94 player overall ... No. 10 recruit in Texas and No. 19 center in the country, says ESPN ... Helped Duncanville to 20-12 season, and berth in the regional quarterfinals of the Texas UIL Boys State Basketball Championships ... Led team with 17.1 points per game and 8.4 rebounds per game ... Coached by Kenny Boren.


**Personal:** Born Omar Rivas Sherman on November 14, 1995 in Dallas, Texas ... Son of Maricela Herron and Alphonso Sherman ... Has seven siblings with three brothers: D'Anthony, Alphonso Jr., Ja'mall and four sisters: Monique, Antecia, Christina and Geneva ... Majoring in business marketing and entrepreneurship ... Played AAU with Deron Williams Elite ... Chose Miami over Wichita State, North Texas and Weber State ... Cousin to Mergerson basketball family: Laramie (Navy), Mariana (Texas), Veronica (UT Arlington) and Luke (Texas State/Mid-America Christian).

### SHERMAN CAREER STATISTICS

Season	GP	GS	Min.	Avg.	FG	FGA	Pct.	3-Point			Free Throws			Rebounds				Scoring							
								FG	FGA	Pct.	FT	FTA	Pct.	Off.	Def.	Tot.	Avg.	PF	FO	Ast.	TO	Blk	Stl	Pts.	Avg.
2014-15	33	9	538	16.3	61	142	.430	24	74	.324	13	20	.650	20	54	74	2.2	52	0	18	12	16	8	159	4.8

SHERMAN 2014-15		TOTAL					3-PTS			FREE THROWS			REBOUNDS								Pts		Avg		
Opponent	Date	GS	Min	FG	FGA	Pct	3FG	FGA	Pct	FT	FTA	Pct	Off	Def	Tot	Avg	PF	FO	A	TO	Blk	Stl	Pts	Avg	
HOWARD	11-14-14	17	0	0	.000	0	0	.000	0	0	.000	1	4	5	5.0	3	0	0	0	0	1	0	0	0	0
at Florida	11-17-14	20	3	4	.750	1	2	.500	1	1	1.000	0	4	4	4.5	1	0	1	0	1	0	0	8	4.0	
vs Drexel	11-20-14	22	3	10	.300	2	5	.400	0	0	.000	3	3	6	5.0	1	0	0	0	1	0	0	8	5.3	
vs Akron	11-21-14	24	5	7	.714	2	4	.500	1	1	1.000	0	4	4	4.8	0	0	1	0	0	0	0	13	7.3	
vs Charlotte	11-23-14	14	2	4	.500	0	2	.000	0	0	.000	1	2	3	4.4	2	0	0	0	0	0	0	4	6.6	
at Charlotte	11-25-14	20	3	7	.429	1	2	.500	0	0	.000	1	4	5	4.5	2	0	1	0	0	0	0	7	6.7	
SOUTH ALABAMA	11-28-14	20	6	11	.545	1	3	.333	0	0	.000	1	6	7	4.9	3	0	1	2	1	0	0	13	7.6	
ILLINOIS	12-02-14	18	1	6	.167	1	5	.200	2	2	1.000	0	1	1	4.4	3	0	1	0	1	0	0	5	7.3	
GREEN BAY	12-06-14	10	0	2	.000	0	0	.000	0	0	.000	3	1	4	4.3	0	0	0	1	2	0	0	0	6.4	
SAVANNAH STATE	12-08-14	14	1	1	1.000	0	0	.000	4	5	.800	0	1	1	4.0	1	0	0	0	0	0	0	6	6.4	
EASTERN KENTUCKY	12-19-14	4	0	1	.000	0	0	.000	0	0	.000	0	0	0	3.6	1	0	0	0	2	0	0	0	5.8	
vs Providence	12-22-14	* 19	3	7	.429	0	3	.000	0	2	.000	1	1	2	3.5	1	0	0	0	0	0	0	6	5.8	
CHARLESTON	12-30-14	21	2	5	.400	1	3	.333	0	0	.000	1	1	2	3.4	4	0	1	1	0	1	5	5.8		
VIRGINIA	01-03-15	40	5	10	.500	3	7	.429	0	2	.000	1	5	6	3.6	4	0	1	0	0	0	0	13	6.3	
BOSTON COLLEGE	01-10-15	* 28	2	5	.400	1	4	.250	0	0	.000	1	2	3	3.5	2	0	2	0	0	2	5	6.2		
at Duke	01-13-15	* 22	3	4	.750	2	3	.667	0	0	.000	0	1	1	3.4	3	0	0	0	0	0	0	8	6.3	
at Notre Dame	01-17-15	7	0	1	.000	0	1	.000	0	0	.000	0	1	1	3.2	0	0	0	0	0	0	0	0	5.9	
NC STATE	01-22-15	* 32	4	10	.400	2	5	.400	0	0	.000	1	1	2	3.2	2	0	2	0	3	0	10	6.2		
at Syracuse	01-24-15	* 24	3	6	.500	2	3	.667	0	0	.000	0	0	0	3.0	4	0	2	0	0	1	8	6.3		
GEORGIA TECH	01-28-15	* 18	0	5	.000	0	4	.000	0	0	.000	1	2	3	3.0	1	0	0	1	0	0	0	0	6.0	
at Florida State	02-01-15	* 17	0	1	.000	0	1	.000	2	2	1.000	0	1	1	2.9	1	0	1	2	0	0	0	2	5.8	
LOUISVILLE	02-03-15	15	0	3	.000	0	2	.000	1	2	.500	0	0	0	2.8	1	0	0	0	0	0	0	1	5.5	
at Wake Forest	02-11-15	20	2	5	.400	1	4	.250	0	0	.000	0	3	3	2.8	2	0	2	1	0	0	5	5.5		
at Boston College	02-16-15	4	1	1	1.000	1	1	1.000	0	0	.000	0	0	0	2.7	1	0	0	0	0	0	0	3	5.4	
VIRGINIA TECH	02-18-15	10	2	3	.667	0	0	.000	0	0	.000	1	1	2	2.6	1	0	1	2	1	0	4	5.4		
at Louisville	02-21-15	* 20	3	7	.429	1	4	.250	0	0	.000	0	1	1	2.6	2	0	0	1	1	1	1	7	5.4	
FLORIDA STATE	02-25-15	* 17	1	4	.250	0	1	.000	0	0	.000	2	0	2	2.6	3	0	1	1	1	1	0	2	5.3	
NORTH CAROLINA	02-28-15	12	2	4	.500	0	1	.000	2	3	.667	1	0	1	2.5	0	0	0	0	1	1	0	6	5.3	
at PITT	03-04-15	5	0	1	.000	0	0	.000	0	0	.000	0	0	0	2.4	1	0	0	0	0	0	0	0	5.1	
at Virginia Tech	03-07-15	2	1	1	1.000	1	1	1.000	0	0	.000	0	0	0	2.3	0	0	0	0	0	0	0	3	5.1	
vs Notre Dame	03-12-15	8	0	2	.000	0	1	.000	0	0	.000	0	1	1	2.3	0	0	0	0	0	0	1	0	4.9	
NC CENTRAL	03-17-15	3	1	1	1.000	0	0	.000	0	0	.000	0	0	0	2.2	0	0	0	0	0	0	0	2	4.8	
ALABAMA	03-21-15	11	2	3	.667	1	2	.500	0	0	.000	0	3	3	2.2	2	0	0	0	1	0	0	5	4.8	





# MIKE FERNANDEZ

Sophomore | Guard | 6-1 | 190

# 11

Coral Gables, Fla. | Belen Jesuit

- Local Coral Gables product. Walk on.
- Hard working. Plays hard on defense in practice, making others better.
- Dedicated to improving his game.
- Tremendous increase in strength since arriving in 2013.
- Max bench: 300, up 95 pounds since his arrival.
- Cuban descent. First language is Spanish.
- Despite an offer from Cornell, stayed in Miami to be close to cousin who has leukemia.
- Favorites: Food: Cuban. Cuban dish: Vaca frita (crispy beef), arroz con frijoles (rice and beans) y tres leches (three milks dessert). Movies: Godfather and Will Ferrell movies. Book: Mediations by Marcu Aurelius. Athlete: Rudy Garcia-Tolson (Paralympic runner). Quote: "Ubuntu" – Nguni Bantu African for I am because we are. Ice cream flavor: Fish Food.
- Ideal profession: Business magnate and investor. Best piece of advice: Never take no for an answer. Started playing basketball: Fifth grade. Why UM: Why not?

2014-15			
Opposition	P	R	A
Howard	2	0	0
Charleston	0	0	0
Virginia Tech at Virginia Tech	0	0	0

2013-14			
Opposition	P	R	A
Texas Southern	0	0	0
Loyola	0	0	0
Boston College	0	0	0


### Fernandez Career Highs

**Points**  
Season: 2, vs. Howard, 11/14/14

**As a Freshman (2013-14):** Walk on ... Played in three games, including one ACC game against Boston College (2/22) ... Season highs: 2 minutes vs. Loyola 12/30.

**High School:** All-Dade county team honorable mention two years ... Dade vs. Palm Beach County all-star game ... Averaged 8.0 ppg senior year ... Hit 40 percent of field goals senior year ... Three-year varsity letterman ... Two-year starter at guard ... Coached by Jose Roca ... Honor roll ... Played water polo, winning second place at state ... Also on track team.

**Personal:** Born Michael Brandon Fernandez April 5, 1995 ... Son of Ilena and Joaquin Novoa and Mike and Constance Fernandez ... Brother to George, Alexander, Cristofer and Michelle Fernandez, and Joaquin Novoa ... Majoring in finance ... First language is Spanish ... Played AAU for Gold Coast: Team Miami ... Recruited by Cornell University.



# CHRIS STOWELL

Freshman | Forward | 6-7 | 190

# 35

Exeter, N.H. | Tilton School (N.H.) | Exeter HS

- Last name is pronounced stole.
- Walk on from New Hampshire who played postgraduate year at Tilton School.
- Foote Fellow at UM - a program that is offered to a select number of incoming freshmen who have a record of curricular and co-curricular distinction in high school and exhibit an interest in and capacity for independent and self-motivated learning.
- Good athleticism and is improving his strength.
- Max bench: 260, up 70 pounds since his arrival. 185 Bench: 11x.
- Looking to expand his offensive game to shoot 3-pointers.
- Brother, Bill, played basketball at Plymouth State University.
- Speaks English, Spanish, some Italian, a little Russian, and is learning Chinese and Hebrew.
- Favorites: Food: Pasta with Italian meatballs. Movie: Transformers and Hoosiers. Book: Mind Gym by Gary Mack. Pro athlete: Derek Jeter. Quote: Winners never quit and quitters never win. Actor: Mark Harmon. Subject in school: Math. Ice cream flavor: Peanut butter. Cuban dish: Dulce de leche (caramel dessert).
- Biggest fear: Clowns. Ideal profession: Entrepreneur. Why UM: Best combination of academics and athletics. Started playing basketball: Age 4.


2014-15			
Opposition	P	R	A
Howard	0	0	1
Charleston	0	0	0
Virginia Tech at Virginia Tech	0	0	0

**Tilton School :** During post graduate year in 2013-14, won postseason coaches award ... Coached by Marcus O'Neil ... Honor roll.


**Exeter High School:** Helped Blue Hawks to state playoffs in both the 2011-12 and 2012-13 seasons ... Reached quarter-finals senior year ... In 2012-13 assisted team to championship game of the 50th Annual Queen City Invitational by scoring 10 points and going 6-for-6 from line in semi-final game ... Coached by Jeff Holmes at Exeter ... Twice earned scholar-athlete award ... Honor roll.

**Personal:** Born Christopher Michael Stowell on Dec. 29, 1994 in Exeter, N.H. ... Last name is pronounced Stoll ... Son of Bill and Maria ... Brother to Bill, Jr., who played basketball at Plymouth State University ... One of 560 students (out of 10,000 undergrads) to be named a Foote Fellow at UM - a program that is offered to select incoming freshmen who have a record of curricular and co-curricular distinction in high school and exhibit an interest in and capacity for independent and self-motivated learning ... Student-Athlete Advisory Committee representative at UM.






**1**  
**DEANDRE BURNETT**  
RFr. | G | 6-2 | 195  
Miami, Fla. | Carol City HS




**33**  
**IVAN CRUZ UCEDA**  
Jr. | F | 6-10 | 237  
Madrid, Spain | Harcum College (Pa.)




**11**  
**MIKE FERNANDEZ**  
So. | G | 6-1 | 190  
Coral Gables, Fla. | Belen Jesuit




**23**  
**TONYE JEKIRI**  
Jr. | C | 7-0 | 244  
Hialeah, Fla. | Champagnat Catholic




**20**  
**MANU LECOMTE**  
So. | G | 5-11 | 170  
Brussels, Belgium | Athene des Pagodes




**10**  
**SHELDON McCLELLAN**  
Rjr. | G | 6-5 | 205  
Houston, Texas | Texas | Bellaire



**21**  
**KAMARI MURPHY**  
Jr. | F | 6-9 | 216  
Brooklyn, N.Y. | Oklahoma St | IMG | Lincoln HS




**0**  
**JA'QUAN NEWTON**  
Fr. | G | 6-2 | 185  
Philadelphia, Pa. | Neumann-Goretti



**12**  
**JAMES PALMER**  
Fr. | G | 6-5 | 200  
Washington, D.C. | St. John's College HS




**5**  
**DAVON REED**  
So. | G | 6-6 | 208  
Ewing, N.J. | Princeton Day



**13**  
**ANGEL RODRIGUEZ**  
Rjr. | G | 5-11 | 180  
San Juan, P.R. | Kansas State | Dr. Krop HS



**22**  
**OMAR SHERMAN**  
Fr. | F | 6-8 | 260  
Duncanville, Texas | Duncanville HS



**35**  
**CHRIS STOWELL**  
Fr. | F | 6-7 | 190  
Exeter, N.H. | Tilton School | Exeter HS



**2**  
**JOE THOMAS**  
Gr. | F | 6-7 | 245  
Miami, Fla. | Niagara | Dr. Krop HS



**JIM LARRAÑAGA**  
Head Coach




**ERIC KONKOL**  
Assistant Coach



**MICHAEL HUGER**  
Assistant Coach



**CHRIS CAPUTO**  
Assistant Coach



**ADAM FISHER**  
Director of Operations

**2014-15 Miami Men's Basketball**  
**Miami Season/Career Statistics (as of Mar 23, 2015)**  
**All games**

SEASON STATISTICS

CAREER STATISTICS

SUMMARY	gp-gs	min/g	fg%	3fg%	ft%	r/g	a/g	stl	blk	pts/g	gp-gs	min/g	fg%	3fg%	ft%	r/g	a/g	stl	blk	pts/g
Sheldon McClellan	35-35	33.5	.494	.360	.813	4.5	2.0	33	6	14.3	35-35	33.5	.494	.360	.813	4.5	2.0	33	6	14.3
Angel Rodriguez	32-29	28.3	.337	.304	.745	2.3	3.9	59	9	11.9	32-29	28.3	.337	.304	.745	2.3	3.9	59	9	11.9
Tonye Jekiri	35-35	30.8	.506	1.000	.723	10.1	1.2	19	51	8.7	102-51	19.8	.491	1.000	.662	5.8	0.7	47	91	4.8
Manu Lecomte	35-21	23.4	.438	.456	.884	1.4	1.9	18	0	8.4	68-38	25.6	.431	.434	.830	1.8	2.1	39	1	8.1
Davon Reed	27-18	26.4	.486	.500	.732	3.6	1.7	24	8	8.0	60-28	23.3	.401	.413	.697	2.5	1.4	40	12	7.2
Deandre Burnett	25-3	17.5	.373	.299	.750	2.1	0.6	11	4	7.2	25-3	17.5	.373	.299	.750	2.1	0.6	11	4	7.2
Ivan CruzUceda	18-3	16.0	.410	.353	.824	3.4	0.2	7	3	5.6	18-3	16.0	.410	.353	.824	3.4	0.2	7	3	5.6
Omar Sherman	33-9	16.3	.430	.324	.650	2.2	0.5	8	16	4.8	33-9	16.3	.430	.324	.650	2.2	0.5	8	16	4.8
James Palmer	35-5	13.2	.410	.367	.632	1.4	0.7	4	8	3.7	35-5	13.2	.410	.367	.632	1.4	0.7	4	8	3.7
Ja'Quan Newton	31-2	12.2	.415	.250	.625	0.9	1.3	8	2	3.4	31-2	12.2	.415	.250	.625	0.9	1.3	8	2	3.4
Joe Thomas	28-15	10.6	.560	.000	.231	2.0	0.3	6	3	1.1	28-15	10.6	.560	.000	.231	2.0	0.3	6	3	1.1
Mike Fernandez	4-0	1.5	.500	.000	.000	0.0	0.0	0	0	0.5	7-0	1.4	.500	.000	.000	0.0	0.0	0	0	0.3
Chris Stowell	4-0	1.5	.000	.000	.000	0.0	0.3	0	0	0.0	4-0	1.5	.000	.000	.000	0.0	0.3	0	0	0.0

SCORING	fg-fga	fg%	3fg-fga	3fg%	ft-fta	ft%	pts	pts/g	fg-fga	fg%	3fg-fga	3fg%	ft-fta	ft%	pts	pts/g
Sheldon McClellan	176-356	.494	49-136	.360	100-123	.813	501	14.3	176-356	.494	49-136	.360	100-123	.813	501	14.3
Angel Rodriguez	110-326	.337	48-158	.304	114-153	.745	382	11.9	110-326	.337	48-158	.304	114-153	.745	382	11.9
Tonye Jekiri	118-233	.506	1-1	1.000	68-94	.723	305	8.7	193-393	.491	1-1	1.000	104-157	.662	491	4.8
Manu Lecomte	91-208	.438	52-114	.456	61-69	.884	295	8.4	176-408	.431	79-182	.434	117-141	.830	548	8.1
Davon Reed	69-142	.486	36-72	.500	41-56	.732	215	8.0	140-349	.401	76-184	.413	76-109	.697	432	7.2
Deandre Burnett	59-158	.373	26-87	.299	36-48	.750	180	7.2	59-158	.373	26-87	.299	36-48	.750	180	7.2
Ivan CruzUceda	34-83	.410	18-51	.353	14-17	.824	100	5.6	34-83	.410	18-51	.353	14-17	.824	100	5.6
Omar Sherman	61-142	.430	24-74	.324	13-20	.650	159	4.8	61-142	.430	24-74	.324	13-20	.650	159	4.8
James Palmer	48-117	.410	22-60	.367	12-19	.632	130	3.7	48-117	.410	22-60	.367	12-19	.632	130	3.7
Ja'Quan Newton	34-82	.415	2-8	.250	35-56	.625	105	3.4	34-82	.415	2-8	.250	35-56	.625	105	3.4
Joe Thomas	14-25	.560	0-0	.000	3-13	.231	31	1.1	14-25	.560	0-0	.000	3-13	.231	31	1.1
Mike Fernandez	1-2	.500	0-1	.000	0-0	.000	2	0.5	1-2	.500	0-1	.000	0-0	.000	2	0.3
Chris Stowell	0-1	.000	0-0	.000	0-0	.000	0	0.0	0-1	.000	0-0	.000	0-0	.000	0	0.0

TOTALS	o-reb	d-reb	t-reb	pf	fo	ast	to	a/to	o-reb	d-reb	t-reb	pf	fo	ast	to	a/to
Sheldon McClellan	29	128	157	53	0	71	45	1.6	29	128	157	53	0	71	45	1.6
Angel Rodriguez	14	61	75	89	6	126	74	1.7	14	61	75	89	6	126	74	1.7
Tonye Jekiri	111	243	354	110	5	41	50	0.8	206	383	589	232	10	67	92	0.7
Manu Lecomte	10	39	49	49	0	66	41	1.6	33	86	119	112	0	143	99	1.4
Davon Reed	23	74	97	60	1	47	26	1.8	35	117	152	115	1	85	70	1.2
Deandre Burnett	12	40	52	28	0	14	20	0.7	12	40	52	28	0	14	20	0.7
Ivan CruzUceda	16	46	62	16	0	3	13	0.2	16	46	62	16	0	3	13	0.2
Omar Sherman	20	54	74	52	0	18	12	1.5	20	54	74	52	0	18	12	1.5
James Palmer	13	35	48	26	0	25	25	1.0	13	35	48	26	0	25	25	1.0
Ja'Quan Newton	5	24	29	29	0	41	32	1.3	5	24	29	29	0	41	32	1.3
Joe Thomas	25	30	55	28	0	8	6	1.3	25	30	55	28	0	8	6	1.3
Mike Fernandez	0	0	0	1	0	0	0	0.0	0	0	0	1	0	0	3	0.0
Chris Stowell	0	0	0	1	0	1	0	0.0	0	0	0	1	0	1	0	0.0

**2014-15 Miami Men's Basketball**  
**Miami Team Game-by-Game Comparison (as of Mar 23, 2015)**  
**All games**

Opponent	1st	2nd	Score	Mar	Total FG	FG Pct	3-Pointers	3FG Pct	Free Throws	FT Pct	Rebounds	Assist	T/Over	Block	Steal	Fouls	
HOWARD	45/21	39/28	84-49	+35	27-59/18-63	.458/.286	9-23/2-18	.391/.111	21-25/11-21	.840/.524	43/43	-	15/5	13/17	5/3	12/10	20/22
Florida	21/33	48/34	69-67	+2	24-49/26-50	.490/.520	9-18/8-17	.500/.471	12-17/7-9	.706/.778	27/24	+3	14/15	13/13	4/5	4/8	12/18
Drexel	28/20	38/26	66-46	+20	25-57/16-51	.439/.314	11-21/6-20	.524/.300	5-6/8-12	.833/.667	37/32	+5	15/7	9/11	5/5	5/4	10/10
Akron	35/30	44/21	79-51	+28	32-54/20-60	.593/.333	8-17/7-18	.471/.389	7-12/4-7	.583/.571	40/27	+13	19/13	11/9	7/4	5/3	13/15
Charlotte	38/31	39/27	77-58	+19	30-60/24-55	.500/.436	6-22/6-15	.273/.400	11-15/4-8	.733/.500	32/33	(1)	17/8	9/19	3/4	10/5	11/13
Charlotte	38/37	39/37	77-74	+3	29-57/29-59	.509/.492	14-23/6-22	.609/.273	5-9/10-19	.556/.526	35/31	+4	12/17	11/8	2/2	4/4	17/11
SOUTH ALABAMA	43/21	44/54	87-75	+12	31-57/32-79	.544/.405	7-16/4-18	.438/.222	18-23/7-14	.783/.500	35/43	(8)	21/11	9/6	8/2	3/7	11/19
ILLINOIS	37/24	33/37	70-61	+9	22-58/23-69	.379/.333	9-30/7-30	.300/.233	17-21/8-12	.810/.667	44/44	-	12/7	5/7	3/1	4/1	16/20
GREEN BAY	23/25	32/43	55-68	(13)	20-61/25-57	.328/.439	5-20/3-14	.250/.214	10-16/15-23	.625/.652	37/46	(9)	9/12	12/13	5/5	6/9	20/20
SAVANNAH STATE	34/23	36/16	70-39	+31	21-41/15-46	.512/.326	9-19/7-20	.474/.350	19-23/2-6	.826/.333	34/24	+10	11/10	16/19	2/0	12/7	11/18
EASTERN KENTUCKY	25/27	19/45	44-72	(28)	12-41/28-55	.293/.509	8-27/14-26	.296/.538	12-18/2-4	.667/.500	26/37	(11)	9/16	14/9	3/1	5/5	16/19
Providence	33/33	29/43	62-76	(14)	22-59/29-53	.373/.547	5-27/4-12	.185/.333	13-18/14-18	.722/.778	31/35	(4)	14/18	12/12	1/5	6/7	17/17
CO. OF CHARLESTON	32/12	35/28	67-40	+27	23-51/16-54	.451/.296	7-20/2-14	.350/.143	14-27/6-9	.519/.667	39/38	+1	18/7	7/14	2/3	2/2	15/25
VIRGINIA	20/38	43/25	80-89	(9)	27-68/26-58	.397/.448	9-28/10-21	.321/.476	17-24/27-39	.708/.692	43/39	+4	14/19	10/9	0/6	6/3	26/23
BOSTON COLLEGE	29/21	31/35	60-56	+4	23-51/21-52	.451/.404	5-22/9-22	.227/.409	9-14/5-10	.643/.500	33/34	(1)	11/11	5/6	5/3	5/2	12/17
Duke	34/35	56/39	90-74	+16	29-56/29-66	.518/.439	10-20/6-21	.500/.286	22-30/10-20	.733/.500	31/41	(10)	14/12	11/15	3/1	12/4	20/22
Notre Dame	30/29	40/46	70-75	(5)	25-57/27-55	.439/.491	9-22/9-28	.409/.321	11-15/12-14	.733/.857	32/33	(1)	15/17	8/8	3/7	3/6	13/10
NC STATE	26/33	39/27	65-60	+5	19-47/26-60	.404/.433	9-23/5-15	.391/.333	18-21/3-4	.857/.750	31/33	(2)	15/12	9/10	5/2	3/1	10/21
Syracuse	26/26	40/36	66-62	+4	23-56/24-54	.411/.444	10-29/6-16	.345/.375	10-14/8-19	.714/.421	32/40	(8)	17/16	8/13	3/3	7/6	19/13
GEORGIA TECH	26/34	24/36	50-70	(20)	19-55/25-44	.345/.568	6-26/2-10	.231/.200	6-9/18-22	.667/.818	29/32	(3)	9/10	12/10	1/2	4/7	18/15
Florida State	36/25	18/30	54-55	(1)	20-47/22-41	.426/.537	8-24/3-9	.333/.333	6-11/8-12	.545/.667	22/25	(3)	15/9	11/16	1/3	5/5	16/12
LOUISVILLE	26/35	29/28	55-63	(8)	18-53/23-48	.340/.479	6-19/4-15	.316/.267	13-17/13-18	.765/.722	32/33	(1)	8/7	11/12	1/7	7/9	16/16
CLEMSON	24/25	32/20	56-45	+11	19-49/20-61	.388/.328	10-26/5-20	.385/.250	8-12/0-1	.667/.000	37/36	+1	12/7	11/10	7/3	5/8	9/12
Wake Forest	33/42	37/30	70-72	(2)	24-53/26-56	.453/.464	7-26/12-23	.269/.522	15-20/8-15	.750/.533	29/37	(8)	14/18	8/14	0/0	8/4	19/14
Boston College	28/30	38/36	89-86	+3	24-57/30-66	.421/.455	11-24/8-24	.458/.333	30-37/18-24	.811/.750	37/36	+1	14/19	11/11	5/4	5/5	23/27
VIRGINIA TECH	29/26	47/26	76-52	+24	26-51/16-46	.510/.348	7-22/7-21	.318/.333	17-24/13-20	.708/.650	40/19	+21	21/10	12/11	4/3	6/5	13/17
Louisville	29/19	24/36	53-55	(2)	21-56/19-56	.375/.339	6-19/5-18	.316/.278	5-7/12-19	.714/.632	34/41	(7)	9/8	13/10	2/8	4/9	15/13
FLORIDA STATE	29/25	52/52	81-77	+4	23-48/24-50	.479/.480	4-16/10-21	.250/.476	31-38/19-27	.816/.704	37/23	+14	9/9	9/11	2/1	5/3	19/28
NORTH CAROLINA	30/32	34/41	64-73	(9)	24-57/26-57	.421/.456	6-23/5-11	.261/.455	10-15/16-21	.667/.762	28/42	(14)	11/16	13/15	4/2	5/7	19/15
Pittsburgh	29/33	38/30	67-63	+4	23-54/25-54	.426/.463	6-12/6-21	.500/.286	15-18/7-8	.833/.875	33/30	+3	10/18	7/8	1/5	4/2	12/16
Virginia Tech	46/18	36/43	82-61	+21	26-56/22-48	.464/.458	15-25/6-15	.600/.400	15-17/11-17	.882/.647	31/27	+4	15/10	7/12	3/2	6/0	16/15
Virginia Tech	25/19	34/30	59-49	+10	20-47/21-52	.426/.404	5-14/3-15	.357/.200	14-18/4-8	.778/.500	33/26	+7	9/8	8/9	4/1	3/2	11/18
Notre Dame	25/43	38/27	63-70	(7)	20-55/21-43	.364/.488	5-20/9-22	.250/.409	18-25/19-27	.720/.704	33/31	+2	5/15	8/12	0/7	10/7	17/18
NC CENTRAL	34/25	41/46	75-71	+4	22-44/26-49	.500/.531	8-16/8-17	.500/.471	23-25/11-14	.920/.786	25/21	+4	13/11	12/9	2/0	2/4	14/17
ALABAMA	30/34	43/32	73-66	+7	22-54/24-61	.407/.393	9-23/6-27	.391/.222	20-27/12-19	.741/.632	44/33	+11	15/9	11/6	4/1	4/7	16/21

Note: Game totals are displayed in the format TEAM/OPPONENT for each category

**2014-15 Miami Men's Basketball**  
**Miami Combined Team Statistics (as of Mar 23, 2015)**  
**All games**

Overall record: 23-12 Conf: 10-8 Home: 12-6 Away: 7-4 Neutral: 4-2

#	Player	gp-gs	min	Total		3-Point		F-Throw		Rebounds				pf	dq	a	to	blk	stl	pts	avg	
				fg-fga	fg%	3fg-fga	3fg%	ft-fa	ft%	off	def	tot	avg									
10	Sheldon McClellan	35-35	1172	33.5	176-356	.494	49-136	.360	100-123	.813	29	128	157	4.5	53	0	71	45	6	33	501	14.3
13	Angel Rodriguez	32-29	906	28.3	110-326	.337	48-158	.304	114-153	.745	14	61	75	2.3	89	6	126	74	9	59	382	11.9
23	Tonye Jekiri	35-35	1079	30.8	118-233	.506	1-1	1.000	68-94	.723	111	243	354	10.1	110	5	41	50	51	19	305	8.7
20	Manu Lecomte	35-21	818	23.4	91-208	.438	52-114	.456	61-69	.884	10	39	49	1.4	49	0	66	41	0	18	295	8.4
05	Davon Reed	27-18	713	26.4	69-142	.486	36-72	.500	41-56	.732	23	74	97	3.6	60	1	47	26	8	24	215	8.0
01	Deandre Burnett	25-3	437	17.5	59-158	.373	26-87	.299	36-48	.750	12	40	52	2.1	28	0	14	20	4	11	180	7.2
33	Ivan CruzUceda	18-3	288	16.0	34-83	.410	18-51	.353	14-17	.824	16	46	62	3.4	16	0	3	13	3	7	100	5.6
22	Omar Sherman	33-9	538	16.3	61-142	.430	24-74	.324	13-20	.650	20	54	74	2.2	52	0	18	12	16	8	159	4.8
12	James Palmer	35-5	463	13.2	48-117	.410	22-60	.367	12-19	.632	13	35	48	1.4	26	0	25	25	8	4	130	3.7
00	Ja'Quan Newton	31-2	377	12.2	34-82	.415	2-8	.250	35-56	.625	5	24	29	0.9	29	0	41	32	2	8	105	3.4
02	Joe Thomas	28-15	297	10.6	14-25	.560	0-0	.000	3-13	.231	25	30	55	2.0	28	0	8	6	3	6	31	1.1
11	Mike Fernandez	4-0	6	1.5	1-2	.500	0-1	.000	0-0	.000	0	0	0	0.0	1	0	0	0	0	0	2	0.5
35	Chris Stowell	4-0	6	1.5	0-1	.000	0-0	.000	0-0	.000	0	0	0	0.0	1	0	1	0	0	0	0	0.0
Team											60	74	134				12					
Total.....		35	7100		815-1875	.435	278-762	.365	497-668	.744	338	848	1186	33.9	542	12	461	356	110	197	2405	68.7
Opponents.....		35	7101		824-1928	.427	220-656	.335	352-540	.652	356	813	1169	33.4	607	11	417	394	111	178	2220	63.4

TEAM STATISTICS	UM	OPP	Date	Opponent	Score	Att.
SCORING	2405	2220	11-14-14	HOWARD	w 84-49	4544
Points per game	68.7	63.4	11-17-14	at Florida	w 69-67	11156
Scoring margin	+5.3	-	& 11-20-14	vs Drexel	w 66-46	1131
FIELD GOALS-ATT	815-1875	824-1928	& 11-21-14	vs Akron	w 79-51	855
Field goal pct	.435	.427	& 11-23-14	vs Charlotte	w 77-58	1532
3 POINT FG-ATT	278-762	220-656	11-25-14	at Charlotte	w 77-74	7163
3-point FG pct	.365	.335	11-28-14	SOUTH ALABAMA	w 87-75	4267
3-pt FG made per game	7.9	6.3	% 12-02-14	ILLINOIS	w 70-61	6086
FREE THROWS-ATT	497-668	352-540	12-06-14	GREEN BAY	L 55-68	4735
Free throw pct	.744	.652	12-08-14	SAVANNAH STATE	w 70-39	4274
F-Throws made per game	14.2	10.1	12-19-14	EASTERN KENTUCKY	L 44-72	4467
REBOUNDS	1186	1169	^ 12-22-14	vs Providence	L 62-76	6519
Rebounds per game	33.9	33.4	12-30-14	CO. OF CHARLESTON	w 67-40	4705
Rebounding margin	+0.5	-	* 01-03-15	VIRGINIA	Lo2 80-89	5377
ASSISTS	461	417	* 01-10-15	BOSTON COLLEGE	w 60-56	6608
Assists per game	13.2	11.9	* 01-13-15	at Duke	w 90-74	9314
TURNOVERS	356	394	* 01-17-15	at Notre Dame	L 70-75	9149
Turnovers per game	10.2	11.3	* 01-22-15	NC STATE	w 65-60	6556
Turnover margin	+1.1	-	* 01-24-15	at Syracuse	w 66-62	30677
Assist/turnover ratio	1.3	1.1	* 01-28-15	GEORGIA TECH	L 50-70	5031
STEALS	197	178	* 02-01-15	at Florida State	L 54-55	7282
Steals per game	5.6	5.1	* 02-03-15	LOUISVILLE	L 55-63	6563
BLOCKS	110	111	* 02-08-15	CLEMSON	w 56-45	6351
Blocks per game	3.1	3.2	* 02-11-15	at Wake Forest	L 70-72	9918
ATTENDANCE	91991	179876	* 02-16-15	at Boston College	Wo2 89-86	3813
Home games-Avg/Game	18-5111	11-11435	* 02-18-15	VIRGINIA TECH	w 76-52	5007
Neutral site-Avg/Game	-	6-9015	* 02-21-15	at Louisville	L 53-55	21345
Score by Periods	1st	2nd	OT	OT2	Totals	
Miami	1076	1289	18	22	2405	
Opponents	984	1190	18	28	2220	
						* 02-25-15
						FLORIDA STATE
						w 81-77
						5857
						* 02-28-15
						NORTH CAROLINA
						L 64-73
						7972
						* 03-04-15
						at Pittsburgh
						w 67-63
						10549
						* 03-07-15
						at Virginia Tech
						w 82-61
						5421
						\$ 03-11-15
						vs Virginia Tech
						w 59-49
						22026
						\$ 03-12-15
						vs Notre Dame
						L 63-70
						22026
						# 03-17-15
						NC CENTRAL
						w 75-71
						1612
						# 03-21-15
						ALABAMA
						w 73-66
						1979

& = Gildan Charleston Classic, S.C.  
 % = ACC-Big Ten Challenge  
 ^ = Brooklyn Holiday Hoops Invitational, N.Y.  
 \$ = ACC Tournament, Greensboro, N.C.  
 # = National Invitation Tournament  
 \* = Conference game