

miami

CONTACT: Amy (Woodruff) LaBrie, Associate Communications Director
 O: (305) 284-3241 | C: (813) 410-1194
 A.Woodruff@miami.edu | @CanesHoops

2014-15 SCHEDULE

DATE	OPPONENT	TV	TIME/SCORE
Nov. 6	Eckerd College (exh.)	HurricaneSports.com	W, 74-58
Nov. 14	[RV] Howard	ESPN3	W, 84-49
Nov. 17	[RV] at No. 8/7 Florida	ESPNU	W, 69-67
Nov. 20	[-/RV] vs. Drexel &	ESPNU	W, 66-46
Nov. 21	[-/RV] vs. Akron &	ESPNU	W, 79-51
Nov. 23	[-/RV] vs. Charlotte &	ESPN2	W, 77-58
Nov. 25	[17/20] at Charlotte &	FSN	W, 77-74
Nov. 28	[17/20] South Alabama	ESPN3	W, 87-75
Dec. 2	[15] No. 24/25 Illinois !	ESPN2	W, 70-61
Dec. 6	[15] Green Bay	ESPN3	L, 55-68
Dec. 8	[20/21] Savannah State	ESPN3	W, 70-39
Dec. 19	[18/19] Eastern Kentucky	ESPN3	L, 44-72
Dec. 22	[RV/RV] vs. Providence ^	FOX Sports 1	L, 76-62
Dec. 30	College of Charleston	ESPN3	W, 67-40
Jan. 3	No. 3 Virginia *	ESPN2	L, 80-89 (20T)
Jan. 10	Boston College *	RSN	W, 60-56
Jan. 13	at No. 4 Duke *	ESPN2	W, 90-74
Jan. 17	at No. 12 Notre Dame *	ESPN2	L, 70-75
Jan. 22	[RV/RV] -/RV NC State *	ACCN	W, 65-60
Jan. 24	[RV/RV] at Syracuse *	ESPN2	W, 66-62
Jan. 28	[23] Georgia Tech *	RSN	L, 50-70
Feb. 1	[23] at Florida State *	ESPNU	L, 54-55
Feb. 3	No. 9/8 Louisville *	ACCN	L, 55-63
Feb. 8	Clemson *	ESPNU	W, 56-45
Feb. 11	at Wake Forest *	RSN	L, 70-72
Feb. 15	at Boston College *	ESPNU	W, 89-86 (20T)
Feb. 18	Virginia Tech *	RSN	W, 76-52
Feb. 21	at No. 12 Louisville *	ESPN	L, 53-55
Feb. 25	Florida State *	RSN	W, 81-77
Feb. 28	No. 15/18 North Carolina *	CBS	L, 64-73
March 4	at Pittsburgh *	RSN	W, 67-63
March 7	at Virginia Tech *	RSN	W, 82-61

ACC Tournament, Greensboro (N.C.) Coliseum

March 11	vs. Virginia Tech	ESPN2 / ACCN/E3	W, 59-49
March 12	vs. No. 11/9 Notre Dame	ESPN/ACCN	L, 63-70

National Invitation Tournament

March 17	vs. No. 7 NC Central	ESPN2	W, 75-71
March 21	vs. No. 6 Alabama	ESPN	W, 73-66
March 24	at No. 1 Richmond	ESPN	W, 63-61
March 31	vs. No. 1 Temple	ESPN	7 p.m.

[] Miami's/USA TODAY Ranking * ACC game
 ! ACC/Big Ten Challenge Presented by DICK'S Sporting Goods
 & Gildan Charleston Classic, S.C.
 ^ Brooklyn Hoops Holiday Invitational, Bardays Center, N.Y.
 ACCN - ACC Network RSN - Regional Sports Network
 All games can be heard on WQAM 560 and Canes All Access on HurricaneSports.com

SOCIAL MEDIA

Website: HurricaneSports.com

Twitter, Instagram, Facebook: @CanesHoops

MIAMI MEDIA GUIDE

Miami did not print media guides again this season.

The Canes' stats, notes and almanac are online at:

http://gocan.es/mbbnotes.

#2



2014-15

#1



MIAMI

HURRICANES
(24-12, 10-8)

LEADERS

Points per Game

Sheldon McClellan, 14.4
Angel Rodriguez, 11.9

Rebounds per Game

Tonye Jekiri, 10.1

Assists per Game

Angel Rodriguez, 3.9

TEMPLE

OWLS
(26-10, 13-5)

LEADERS

Points per Game

Will Cummings, 14.9
Quenton DeCosey, 12.4

Rebounds per Game

Jaylen Bond, 7.7

Assists per Game

Will Cummings, 4.2

SETTING THE SCENE

March 31, 2015 | 7 p.m.

Madison Square Garden | New York City, N.Y.

TV: ESPN

Radio: 560 WQAM | 90.5 WVUM

Web: ESPN3

After leading Miami to the 2013 NCAA Sweet 16 and winning the school's first ACC regular season and tournament championships, **Jim Larrañaga** was honored as the AP, Naismith, USBWA Henry Iba, Adolph Rupp Cup and ACC Coach of the Year. The Bronx, N.Y., native helped Miami to a No. 2 national ranking by both the AP and USA TODAY, and a No. 2 seed in the NCAA Tournament.



THE GAME

Second-seeded Miami travels to Madison Square Garden to face No. 1 seed Temple in the semifinals of the National Invitation Tournament on March 31 at 7 p.m. in New York City.

THE SERIES

Miami is 1-2 all-time against Temple, with an 0-1 mark at home, 0-1 on the road and 1-0 at a neutral site, the 2003 Orange Bowl Classic in Florida. This is Coach L's first meeting with Temple.

THE BROADCASTS

Catch the game on ESPN with Bob Wischusen, Fran Fraschilla and Bobby Knight making the call. Also tune in to the game on 560 WQAM Radio with Joe Zagacki, the Voice of the Hurricanes, and 90.5 WVUM, Miami's student station.

THE COACH

Head coach Jim Larrañaga has a 560-382 overall record in his 31st season as a head coach. He is 90-48 in his fourth season at the University of Miami, with a 41-29 mark in ACC play.

THE POLLS

AP: Miami - NR; Temple - NR

KenPom.com: Miami - 52; Temple - 54

USA TODAY: Miami - NR; Temple - NR

NCAA RPI: Miami - 65; Temple - 34

THE WEATHER

Projected temperatures on game day: Coral Gables - 83/67. Philadelphia, Pa. - 56/37.

THE NIT

Of the 32 teams in the 2015 NIT field, Arizona State and Illinois State have 12 appearances without making an NIT semifinal appearance. Miami was close behind with 11, ending the drought in 2015.



2014-15 ROSTER

NAME	POS.	HT.	WT.	YR.	HOMETOWN PREVIOUS SCHOOL (S)
0 Ja'Quan Newton	G	6-2	185	Fr.	Philadelphia, Pa. / Neumann-Goretti HS 11p, 5r, 2a at Richmond ... Career marks at ND: 16 pts, 5 ast ... Leading scorer (1,972 p) in Philadelphia Catholic School League.
1 Deandre Burnett	G	6-2	195	RFr.	Miami, Fla. / Massanutten Military (Va.) / Carol City HS 9.3 ppg, 2.3 rpg in NIT ... 13 pts, 3 rebs off the bench vs. Ala. ... 8.0 ppg in ACC Tourney ... Third in nation in scoring as HS senior (37 ppg).
2 Joe Thomas	F	6-7	245	Gr.	Miami, Fla. / Niagara / Dr. Krop HS 7p, 6r in 11 min at Richmond ... ACC-best 5r at Duke, 4 pts at FSU ... Played HS ball with Angel Rodriguez ... Only senior or grad on team.
5 Davon Reed	G	6-6	208	So.	Ewing, N.J. / Princeton Day School (N.J.) 10p, 12r at Richmond ... 10.7p, 7.7r, 3.7a in NIT ... Started 7-7 FG and 3-3 3FG at Pitt ... Notched 19p, 5r, 2s against Louisville (Feb. 3).
10 Sheldon McClellan	G	6-5	205	RJr.	Houston, Texas / Texas / Bellaire 29 games with 10+ points ... 13.0 ppg, 5.5 rpg, 2.0 spg at ACCT ... 20+ pts at BC, vs. VT, at Pitt, at Charlotte ... 16p, 10r at NCST.
11 Mike Fernandez	G	6-1	190	So.	Coral Gables, Fla. / Belen Jesuit Walk-on ... Scored first collegiate points (2) Nov. 14 against Howard ... All-Dade County honorable mention two seasons.
12 James Palmer	G	6-5	200	Fr.	Washington, D.C. / St. John's College HS 5-5 from 3-point, 2-2 FT at VT for 17 points on March 7 ... Can play positions 1-4 ... No. 1 player in D.C. region by ESPN.
13 Angel Rodriguez	G	5-11	180	RJr.	Cupey, P.R. / Kansas State / Dr. Krop HS Sprained R wrist vs. FSU ... 25pts, 5a, 3s vs. Florida State ... Avg. 24.3 ppg, 5.0g, 3.0 spg in 3 games against Top 8 teams (UF, UVa., Duke).
20 Manu Lecomte	G	5-11	170	So.	Brussels, Belgium / Athene des Pagodes 17.5p, 3.0a vs. NCCU & Ala ... 23p at No. 4 Duke, 10-11 FT ... 5-6 from 3-point at VT ... FIBA U20 Division B 2014 All-Tourney Team for Belgium.
22 Omar Sherman	F	6-8	260	Fr.	Duncanville, Texas / Duncanville HS 13 points vs. Virginia with 3 from 3-point ... Hit 3-pointer in 9 ACC games ... Smooth-shooting lefty ... Dropped 20 lbs since June arrival.
23 Tonye Jekiri	C	7-0	244	Jr.	Hialeah, Fla. / Champagnat Catholic / Port Harcourt, Nigeria Led ACC with 10.9 rpg ... 15+ reb in 6 ACC games ... 10p, 10r at Duke ... 13p, 15r at Louisville ... Only returner from 2013 ACC Championship.
33 Ivan Cruz Uceda	F	6-10	237	Jr.	Madrid, Spain / Harcum College (Pa.) Trio of 3s vs. Clemson, UNC, VT ... 18p, 5r, 1s at VT ... Can hit the 3 or play back to basket ... Avg. 14.6 ppg, 9.6 rpg and 2.0 assists in JuCo.
35 Chris Stowell	F	6-7	190	Fr.	Exeter, N.H. / Tilton School (N.H.) / Exeter HS Walk-on ... Post grad year at Tilton School ... Can communicate in five languages: English, Spanish, Italian, Russian, Chinese & Hebrew.

REDSHIRT (Will sit 2014-15 season after transferring from Oklahoma State)

21 Kamari Murphy*	F	6-9	216	Jr.	Brooklyn, N.Y. / Oklahoma State / IMG / Lincoln HS Led OSU in total rebounds and blocks as a sophomore ... Averaged 6.1 ppg and 6.3 rpg in 25.9 mpg during sophomore campaign.
--------------------------	----------	------------	------------	------------	--

LARRAÑAGA BY THE NUMBERS

5 - Coach Jim Larrañaga is one of five ACC coaches with a Final Four appearance to his credit. In 2006, Larrañaga became the first coach at a mid-major school to take his team to the NCAA Final Four in 27 years.

7 - Larrañaga is no stranger to the ACC. In his seven seasons as an assistant coach at Virginia, the Cavaliers participated in the NCAA Final Four in 1981 and 1984, won three ACC Championships and finished in the Top 5 of the rankings.

15 - Larrañaga has made 15 postseason appearances in the past 25 years, including six NCAA tournaments.

31 - Larrañaga is in his 31st year as a head coach and has transitioned three institutions into successful programs: Miami, Bowling Green and George Mason.

500 - Coach L is one of five ACC coaches with 500 or more wins.

LARRAÑAGA - WHY MIAMI?

Along with returning to the best basketball conference in the country, Coach L had a few personal reasons for accepting the head coaching job at Miami. Coach's grandfather was from Cuba, where he produced the Larrañaga [lare-en-YAH-ga] cigar. Coach's father was raised in Key West before moving to The Bronx, N.Y., getting married and raising six children. Coach L was raised in The Bronx, but vacationed to Florida as a boy. He also has owned a house in Sarasota - which he bought from Dick Vitale's daughter - and three of his siblings have retired to Florida.

WRAPPING UP MIAMI AT RICHMOND

Sheldon McClellan gave Miami its first lead of the game with just over a minute left and the Hurricanes rallied from 18 points down to beat Richmond 63-61 on Tuesday to advance to the NIT semifinals. McClellan scored seven straight points, including a game-tying 3-pointer with 2:04 left and his go-ahead short jumper with 1:01 remaining. Davon Reed added a pair of free throws to give the Hurricanes a 61-55 lead with 26 seconds left. "We've been in this situation so many times this year," said Miami coach Jim Larrañaga, who is very familiar with the Spiders from his time as coach of their Colonial Athletic Association rival George Mason. "Our second game was at Florida and we were down 15 in the second half and we came back and won." Miami trailed 30-18 at halftime against the Spiders. "I told my team at halftime we just needed to play harder and faster and attack more than we did in the first half," Larrañaga said. "We did not get a single free throw in the first half. In the second half, it was still much the same for about the first 10 minutes, and then finally we started to attack more." The Spiders led most of the game and used a pair of 3-pointers to spread out their lead to 36-18 early in the second half. But a streak of Richmond fouls and mostly accurate free throw shooting allowed the Hurricanes to slowly close the gap as Richmond's offense sputtered in the face of a withering Miami press. McClellan felt the energy change in the arena as the Hurricanes cut deeper into the Spiders' lead. "Once we made some big plays and got some turnovers, that kind of got the crowd out of it," McClellan said. "That crowd was fantastic. They feed off their crowd a lot, and I feel like we took their momentum the last two minutes." McClellan led Miami (24-12) with 16 points. Davon Reed had 10 points and 12 rebounds, as the Hurricanes dominated the glass 47-32, with 17 offensive boards.

Notes: Miami held Richmond to just four field goals over the final 12 minutes of the game. The Hurricanes also held the Spiders without a field goal for nearly six minutes. Miami outscored Richmond 25-10 over the final eight minutes of the game to rally back from an 18-point deficit with 16:51 to go in the game. The Hurricanes improved to 9-8 when trailing at the half. Miami trailed 30-18 at the half. Miami outscored Richmond 45-31 in the second half.

PRONUNCIATIONS

Players

33 Ivan Cruz Uceda	E-von Cruise Ew-say-duh
23 Tonye Jekiri	Tahn-yay Jah-keer-ee
20 Manu Lecomte	Man-ew La-cont
21 Kamari Murphy	Kuh-mar-ee
5 Davon Reed	Dave-on
35 Chris Stowell	Stole

Coaches

Jim Larrañaga	Lare-uh-nay-guh
Michael Huger	Hue-gur
Chris Caputo	Ca-poo-toe

Locations

Belen Jesuit	buh-lin
Cupey, P.R.	kew-pay
Champagnat School	schomp-un-yah

CLASS BREAKDOWN

Graduates	Joe Thomas
Seniors	None
Juniors	Ivan Cruz Uceda, Tonye Jekiri, Sheldon McClellan, Kamari Murphy, Angel Rodriguez
Sophomores	Mike Fernandez, Manu Lecomte, Davon Reed
Freshmen	Deandre Burnett, Ja'Quan Newton, James Palmer, Omar Sherman, Chris Stowell

GEOGRAPHIC BREAKDOWN

Belgium	Manu Lecomte
Nigeria	Tonye Jekiri
Puerto Rico	Angel Rodriguez
Spain	Ivan Cruz Uceda
United States	
Florida	Deandre Burnett, Mike Fernandez, Joe Thomas
New Hampshire	Chris Stowell
New Jersey	Davon Reed
New York	Kamari Murphy
Pennsylvania	Ja'Quan Newton
Texas	Sheldon McClellan, Omar Sherman
Washington, D.C.	James Palmer

PRESEASON POLL

October 2015

- Duke
- North Carolina
- Louisville
- Virginia
- Syracuse
- Pittsburgh
- Notre Dame
- Florida State
- NC State
- Miami**
- Clemson
- Wake Forest
- Georgia Tech
- Boston College
- Virginia Tech

FINAL STANDINGS

March 8, 2015

- Virginia 16-2
- Duke 14-3
- Notre Dame 14-4
- Louisville 12-6
- North Carolina 11-6
- 6. Miami 10-8**
- NC State 10-8
- Syracuse 9-9
- Clemson 8-10
- Pittsburgh 8-10
- Florida State 8-10
- Wake Forest 5-13
- Boston College 4-14
- Georgia Tech 3-15
- Virginia Tech 2-16

SERIES VS. TEMPLE

Overall	Miami trails 1-2
Games at Miami	0-1
Games at Temple	0-1
Games on neutral courts	1-0
Current streak	Miami lost 1
Last meeting	Dec. 27, 2005, L, 73-56.
Larrañaga at UM vs. Temple	0-0
Larrañaga vs. Temple	0-0

DID YOU KNOW

Coach L became the first Miami coach to win 20+ games in his first two seasons at UM and only the third of 12 UM coaches to post three 20-win seasons.

Former Cane Rick Barry was named one of the Greatest Players in NBA History.

Miami native and former Cane James Jones won the 2010-2011 NBA All-Star Weekend 3-Point Contest and the NBA Championship in the 2011-2012 and 2012-13 seasons.

Six-time NBA All Star Amar'e Stoudemire enrolled at UM last year and is taking classes to earn his bachelor's degree.

UM is in its 11th season in the ACC.

Coach L led the George Mason Patriots to the Final Four with big wins over some of basketball's elite teams such as Michigan State, UNC and UConn. He was the first coach to take a mid-major to a Final Four in 27 years (Penn '79) when his team advanced in 2006.

In 14 years at George Mason, Larrañaga led the Patriots to five NCAA Tournament appearances (2011, 2008, 2006, 2001, 1999), including the 2006 Final Four.

Miami basketball received APR (Academic Progress Rate) Public Recognition Awards for being among the top 10 percent in APR in their sport. Miami ranks in the top 10 percent NCAA men's basketball with a 990 APR.

The Miami Department of Athletics recorded a Graduation Success Rate (GSR) of 92 percent. Miami's department-wide GSR is tied for third among ACC schools and 10th overall among FBS programs. UM has exceeded the NCAA average GSR in each of the last 10 years.

According to latest US News & World Report rankings, the University of Miami is tied as the top academic institution in the state of Florida and ranks 48th nationally.

The Canes have averaged 20+ wins in each of the last eight seasons.

The Hurricanes have made at least one try in 902 of 908 games since the NCAA adopted the 3-point shot in 1986.

The last time Miami was held without a 3-pointer was Dec. 25, 2012 against Indiana State in the Diamond Head Classic in Honolulu, Hawaii.

Miami has held 761 of its last 762 opponents to less than 100 points. North Carolina was the last team to score 100+, defeating UM 105-64 on Jan. 31, 2007.

LARRAÑAGA RETURNS HOME

Miami head Coach Jim Larrañaga is returning to his roots this week, playing in his home state of New York. Larrañaga grew up in the Parkchester neighborhood of the Bronx, playing high school basketball for Jack Curran at Archbishop Molloy High School in Queens.

COACH L IN MADISON SQUARE GARDEN

In Larrañaga's 31 years of coaching, he has never been the head coach of a team playing a game in Madison Square Garden. He played in the World's Most Famous Arena multiple times while playing college ball for Providence, and was an assistant coach for Virginia when the Cavaliers won the NIT in 1980. Larrañaga's final collegiate game as a Friar was played against UNC in 1971, an 86-79 loss for PC in the NIT Elite 8.

ASSISTANT COACHES RETURN TO NEW YORK

Assistant coaches Chris Caputo and Michael Huger both grew up in the state of New York. Caputo is a native of Elmhurst, N.Y., and played prep ball at Archbishop Molloy High School for the late Jack Curran. Huger was raised in New York City, helped lead Stevenson High School (Bronx) to back-to-back PSAL City Championships in 1988 and 1989, and played AAU ball for the famous Riverside Church Hawks.

CALL IT A COMEBACK

With 16:51 left in the quarterfinal game at Richmond, Miami trailed the Spiders by 18 points, 36-18. A 3-pointer made by Sheldon McClellan with 2:04 left in the game knotted the score at 55, then Miami took a 6-point lead with 26 seconds remaining and again with 14 seconds left, to take home the win.

Earlier this season, Miami overcame a 15-point second-half deficit at then-No. 8/7 Florida for the Canes' first road win of the season over a Top 10 team. Miami also trailed NIT second-round opponent Alabama in the second half, a 7-point deficit with 17:45 remaining in the game. Miami has won eight games this season in which it trailed by six-or-more points and four games in which it trailed by at least seven in the second stanza.

In the final 16:51, Miami held Richmond to six field goals, including a 4-minute stretch and a 6-minute stretch with no field goals made. In that same 16:51, the Canes knocked down the team's only two 3-pointers, one jumper, seven layups and 23 free throws, after attempting zero shots from the stripe in the first 25 minutes of the game.

After scoring just 18 points in the first half, Miami tallied 45 in the second stanza to earn a spot in the NIT semifinals.

BALANCED ATTACK IN THE POSTSEASON

In five postseason games - two in the ACC Tournament and three in the NIT - Miami has presented a balanced attack with ...

* Six players averaging more than 8.0 points per game: McClellan (11.8 ppg), Jekiri (9.6), Reed (9.6), Lecomte (9.0), Burnett (8.8), Rodriguez (8.0).

* Eight guys knocking down a 3-pointer: Burnett (6), Reed (6), Cruz Uceda (5), McClellan (5), Lecomte (3), Rodriguez (2), Sherman (1), Jekiri (1).

* Six players shooting 42 percent or better from the field: Thomas (.750), Rodriguez (.500), Cruz Uceda (.458), McClellan (.444), Jekiri (.442), Sherman (.429).

For a complete listing of postseason stats, check pages 10 and 11 of the notes.

MIAMI'S ROAD WINS RANK TOP 11 NATIONALLY

Miami is one of 38 teams in the country, and one of 11 teams from a Top 8 conference, to win 10+ games away from its home arena this regular season. Gonzaga led the way with 14 road & neutral site victories.

The Canes have posted 10+ wins away from home in two of Coach L's four seasons at Miami. In 2012-13, Miami won 15 on the road, including five neutral-site games. This year, Miami was 10-5 away from the BankUnited Center, with a 3-1 neutral-site record, in the regular season.

JEKIRI'S SEASON-BY-SEASON PROGRESSION

Junior Tonye Jekiri has nearly doubled his rebounding and scoring outputs each season with the Hurricanes.

	FG%	FT%	REB	PTS
Jekiri-14-15	49.8 (121-243)	72.9	10.1	8.7
Jekiri-13-14	45.6 (57-12)	58.1	5.5	4.2
Jekiri 12-13	51.4 (18-35)	55.0	1.6	1.4
Jekiri 14-15 ACC	50.8 (65-128)	70.9	10.9	9.4
Jekiri 13-14 ACC	42.6 (29-68)	51.7	6.1	4.1
Jekiri 12-13 ACC	60.0 (12-20)	54.5	1.7	1.7

UM SINCE JOINING THE ACC IN 2004-05

Season	Overall	ACC W-L	ACC Rank/Seed	ACC T	Post Season
2004-05	16-13	7-9	t6 / 6	0-1	NIT 0-1
2005-06	18-16	7-9	t7 / 8	1-1	NIT 2-1
2006-07	12-20	4-12	12 / 12	1-1	
2007-08	23-11	8-8	t5 / 5	1-1	NCAA 1-1
2008-09	19-13	7-9	t7 / 9	0-1	NIT 1-1
2009-10	20-13	4-12	12 / 12	2-1	
2010-11	21-15	6-10	9 / 9	1-1	NIT 2-1
2011-12	20-13	9-7	t4 / 6	1-1	NIT 1-1
2012-13	29-7	15-3	1 / 1	3-0	NCAA 2-1
2013-14	17-16	7-11	10 / 10	1-1	
2014-15	24-12	10-8	6 / 6	1-1	NIT 3-0

SINCE THE ARRIVAL OF COACH L IN 2011-12 ...

- Miami has the fourth-most ACC wins (41) in league play, behind Duke (55), Virginia (52), North Carolina (50).
- Miami has the fourth-most ACC road wins (19) in league play, behind Duke (24), UNC (23) and Virginia (21).
- Miami is one of four schools with six or more wins in the ACC Tournament: UNC 7, NC State 7, UM 6, FSU 6.
- Miami is one of six ACC schools with a winning record in the NCAA tournament: UNC, NC State, Miami, FSU, Virginia, Notre Dame.
- Miami's seeds in the ACC Tournament have been No. 1, No. 6 (2x) and No. 10.
- Miami is one of 10 ACC teams to make an NCAA tournament appearance.
- Miami is one of five ACC teams to make an NIT appearance.
- One ACC Coach of the Year, one ACC Player of the Year, ACC Defensive Player of the Year, one ACC Tournament MVP, four ACC All-Tournament, one first-team All-ACC, one second-team All-ACC, three third-team All-ACC, five honorable mention All-ACC, one ACC All-Rookie Team and four ACC All-Defensive Team selections.
- Miami has the most lopsided win over Duke (27 points) and second-most lopsided wins over Boston College (27 points), North Carolina (26 points) and Florida State (24 points) of any ACC team.
- Miami has won eight ACC games by 20 or more points: Boston College (27, 22, 22 and 21), Duke (27), North Carolina (26), Florida State (24) and Virginia Tech (24).
- All 13 seniors have earned academic degrees from UM: Garrius Adams, Rion Brown, Julian Gamble, Malcolm Grant, Justin Heller, Reggie Johnson, DeQuan Jones, Kenny Kadji, Donnavan Kirk, Trey McKinney Jones, Ryan Quiglar, Durand Scott, Erik Swoope.

IN THE THREE YEARS PRIOR TO THE ARRIVAL OF COACH L (2008-11) ...

- Miami posted the eighth-most ACC wins (17) in the league, ahead of NC State (16), Virginia (16) and Georgia Tech (14).
- Miami recorded 60 overall wins, seventh-most in the ACC.
- Miami's seeds in the ACC Tournament were No. 9 (twice) and No. 12.

CANES IN THE POLLS

	AP	USA TODAY	RPI
11/10	--	RV	--
11/17	--	RV	--
11/24	17	20	--
12/1	15	15	3
12/8	20	21	23
12/15	18	19	36
12/22	RV	RV	30
1/19	RV	RV	56
1/26	23	23	38

MIAMI IN THE NIT

NIT Appearances 12th Overall Record 10-11
 First Round 6-6 Second Round 3-2
 Quarterfinals 1-3 Semifinals 0-0

* Miami is ranked the No. 2 seed for the third-straight appearance in the NIT, including the 2010-11 and 2011-12 seasons.

* The Canes are 10-11 in their 11 NIT appearances.

* Miami has won one quarterfinal game, in 2015 at Richmond.

* UM is 6-6 in the first round, 3-2 in the second round and 1-3 in the quarterfinals of the NIT.

* Miami has won at least one game in the NIT in five-straight appearances, since 2006.

* The Canes have won two or more games in the NIT in three appearances: 2006, 2011 and 2015.

* UM has won three games in the NIT once, in 2015.

* Miami last hosted a pair of NIT games in 2012, when the Canes defeated No. 7 Valparaiso then lost to No. 6 Minnesota.

* In 2011, the Canes defeated No. 7 FAU and No. 3 Missouri State at home before falling at No. 1 Alabama.

* No current Hurricanes were on the 2012 NIT team. Only Tonye Jekiri has played in the postseason in a Miami jersey, in the 2013 NCAA campaign.

MIAMI IN THE NIT RESULTS**1960-61**

3/16/61	vs. St. Louis	L	58-56	New York, N.Y.
---------	---------------	---	-------	----------------

1962-63

3/16/63	vs. St. Francis (N.Y.)	W	71-70	New York, N.Y.
3/19/63	vs. Providence	L	106-96	New York, N.Y.

1963-64

3/12/64	vs. St. Joseph's (Pa.)	L	86-76	New York, N.Y.
---------	------------------------	---	-------	----------------

1994-95

3/15/95	at Penn State	L	62-56	University Park, Pa.
---------	---------------	---	-------	----------------------

1996-97

3/13/97	at Michigan	L	76-63	Ann Arbor, Mich.
---------	-------------	---	-------	------------------

2000-01

3/14/01	at Auburn	L	60-58	Auburn, Ala.
---------	-----------	---	-------	--------------

2004-05

3/15/05	at South Carolina	L	69-67	Columbia, S.C.
---------	-------------------	---	-------	----------------

2005-06 Miami - No. 3 Seed

3/15/06	Oklahoma State	W	62-59	Coral Gables, Fla.
3/20/06	at Creighton	W	53-52	Omaha, Neb.
3/22/06	at Michigan	L	71-65	Ann Arbor, Mich.

2008-09 Miami - No. 4 Seed

3/18/09	at Providence	W	78-66	Providence, R.I.
3/20/09	at Florida	L	74-60	Gainesville, Fla.

2010-11 Miami - No. 2 Seed

3/16/11	#7 Florida Atlantic	W	85-62	Coral Gables, Fla.
3/21/11	#3 Missouri State	W	81-72	Coral Gables, Fla.
3/23/11	at #1 Alabama	L	79-64	Tuscaloosa, Ala.

2011-12 Miami - No. 2 Seed

3/14/12	#7 Valparaiso	W	66-50	Coral Gables, Fla.
3/19/12	#6 Minnesota	L	78-60	Coral Gables, Fla.

2014-15 Miami - No. 2 Seed

3/17/15	#7 NC Central	W	75-71	Coral Gables, Fla.
3/21/15	#6 Alabama	W	73-66	Coral Gables, Fla.
3/24/15	#1 Richmond	W	63-61	Richmond, Va.
3/31/15	#1 Temple			New York, N.Y.

MIAMI NIT RECORDS**POINTS**

96	vs. Providence, 3/19/63
----	-------------------------

LOW:

53	vs. Creighton, 3/20/06
----	------------------------

FIELD GOALS MADE

41	vs. Providence, 3/19/63
----	-------------------------

LOW:

19	at Richmond, 3/24/15
----	----------------------

FIELD GOALS ATTEMPTED

94	vs. Providence, 3/19/63
----	-------------------------

LOW:

44 (2x)	last vs. NC Central, 3/18/15
---------	------------------------------

FIELD GOAL PERCENTAGE

.600 (30-50)	vs. Florida Atlantic, 3/16/11
--------------	-------------------------------

LOW:

.311 (19-61)	at Richmond, 3/24/15
--------------	----------------------

THREE-POINT FG MADE*

13	vs. South Carolina, 3/15/05
----	-----------------------------

LOW:

2 (2x)	last at Richmond, 3/24/15
--------	---------------------------

THREE-POINT FG ATTEMPTED*

27	vs. Providence, 3/18/09
----	-------------------------

27	vs. South Carolina, 3/15/05
----	-----------------------------

LOW:

12	vs. Michigan, 3/13/97
----	-----------------------

3-POINT FIELD GOAL PERCENTAGE

.500 (8-16)	vs. NC Central, 3/17/15
-------------	-------------------------

LOW:

.125 (2-16)	at Richmond, 3/24/15
-------------	----------------------

FREE THROWS MADE

30	vs. St. Joseph's (Pa.), 3/12/64
----	---------------------------------

LOW:

4	vs. Valparaiso, 3/14/12
---	-------------------------

FREE THROWS ATTEMPTED

40	vs. St. Joseph's (Pa.), 3/12/64
----	---------------------------------

LOW:

6	vs. Valparaiso, 3/14/12
---	-------------------------

6	vs. Michigan, 3/22/06
---	-----------------------

FREE-THROW PERCENTAGE

.920 (23-25)	vs. NC Central, 3/17/15
--------------	-------------------------

LOW:

.583 (7-12)	vs. Florida, 3/20/09
-------------	----------------------

REBOUNDS

55	vs. Providence, 3/19/63
----	-------------------------

LOW:

15	vs. St. Joseph's (Pa.), 3/12/64
----	---------------------------------

ASSISTS**

16	vs. Valparaiso, 3/14/12
----	-------------------------

16	vs. Providence, 3/18/09
----	-------------------------

LOW:

3	vs. St. Joseph's (Pa.), 3/12/64
---	---------------------------------

STEALS*

14	vs. Oklahoma State, 3/15/06
----	-----------------------------

LOW:

1	vs. FAU, 3/16/11
---	------------------

TURNOVERS*

19	vs. Alabama, 3/23/11
----	----------------------

19	vs. Providence, 3/18/09
----	-------------------------

LOW:

7 (3x)	last at Richmond, 3/24/15
--------	---------------------------

BLOCKS*

5	vs. Missouri State, 3/21/11
---	-----------------------------

5	vs. Michigan, 3/22/06
---	-----------------------

LOW:

0 (2x)	last at Richmond, 3/24/15
--------	---------------------------

FOULS

26	vs. Penn State, 3/15/95
----	-------------------------

LOW:

9	vs. Valparaiso, 3/14/12
---	-------------------------

OPPONENT NIT RECORDS**POINTS**

106	Providence, 3/19/63
-----	---------------------

LOW:

50	Valparaiso, 3/14/12
----	---------------------

FIELD GOALS MADE

39	Providence, 3/19/63
----	---------------------

LOW:

17	Penn State, 3/15/95
----	---------------------

FIELD GOALS ATTEMPTED

85	Providence, 3/19/63
----	---------------------

LOW:

45	Oklahoma State, 3/15/06
----	-------------------------

FIELD GOAL PERCENTAGE

.596 (28-47)	Michigan, 3/13/97
--------------	-------------------

LOW:

.333 (20-60)	Providence, 3/18/09
--------------	---------------------

THREE-POINT FG MADE*

13	Missouri State, 3/21/11
----	-------------------------

LOW:

4 (3x)	last Alabama, 3/23/11
--------	-----------------------

THREE-POINT FG ATTEMPTED*

29	Missouri State, 3/21/11
----	-------------------------

LOW:

12	Michigan, 3/13/97
----	-------------------

3-POINT FIELD GOAL PERCENTAGE

.533 (8-15)	Michigan, 3/22/06
-------------	-------------------

LOW:

.185 (5-27)	Valparaiso, 3/14/12
-------------	---------------------

FREE THROWS MADE

28	Providence, 3/19/63
----	---------------------

LOW:

6	Creighton, 3/20/06
---	--------------------

FREE THROWS ATTEMPTED

34	Providence, 3/19/63
----	---------------------

LOW:

8	Creighton, 3/20/06
---	--------------------

FREE-THROW PERCENTAGE

.955 (21-22)	Michigan, 3/22/06
--------------	-------------------

LOW:

.556 (10-18)	South Carolina, 3/15/05
--------------	-------------------------

REBOUNDS

60	St. Joseph's (Pa.), 3/12/64
----	-----------------------------

LOW:

28	FAU, 3/16/11
----	--------------

28	Creighton, 3/20/06
----	--------------------

ASSISTS**

20	Florida, 3/20/09
----	------------------

LOW:

6 (2x)	last FAU, 3/16/11
--------	-------------------

STEALS*

13	Alabama, 3/23/11
----	------------------

LOW:

2 (3x)	last Minnesota, 3/19/12
--------	-------------------------

TURNOVERS*

22	Oklahoma State, 3/15/06
----	-------------------------

LOW:

6	Alabama, 3/21/15
---	------------------

BLOCKS*

15	Auburn, 3/14/01
----	-----------------

LOW:

0 (3x)	last NC Central, 3/17/15
--------	--------------------------

FOULS*

25	St. Joseph's (Pa.), 3/12/64
----	-----------------------------

LOW:

9 (2x)	last Michigan, 3/22/06
--------	------------------------

**Stats begin in 1964

* Stats not kept in 1963 or 1964

MIAMI RECORDS**POINTS SCORED**

35	Rick Barry vs. St. Joseph's (Pa.), 3/12/64
----	--

FIELD GOALS MADE

13	Mike McCoy vs. St. Francis (N.Y.), 3/16/63
----	--

FIELD GOALS ATTEMPTED

24	Mike McCoy vs. St. Francis (N.Y.), 3/16/63
----	--

FIELD GOAL PERCENTAGE

.750 (6-8)	Reggie Johnson vs. Alabama, 3/23/11
------------	-------------------------------------

3-POINT FIELD GOALS MADE

7	Jack McClinton vs. Providence, 3/18/09
---	--

3-POINT FG ATTEMPTED

14	Jack McClinton vs. Providence, 3/18/09
----	--

3-POINT FG PERCENTAGE

.571 (4-7)	Rion Brown vs. Valparaiso, 3/14/12
------------	------------------------------------

.571 (4-7)	Anthony Harris vs. So. Carolina, 3/15/05
------------	--

FREE-THROWS MADE

19	Rick Barry vs. St. Joseph's (Pa.), 3/12/64
----	--

FREE-THROWS ATTEMPTED

22	Rick Barry vs. St. Joseph's (Pa.), 3/12/64
----	--

FREE-THROW PERCENTAGE

UM COMMUNICATIONS

MBB Contact	Amy (Woodruff) LaBrie
	Associate Director of Communications
Work/Cell	(305) 284-3241 / (813) 410-1194
E-mail	a.woodruff@miami.edu
Ass't AD for Communications	Tom Symonds
Website	www.HurricaneSports.com

2014-15 UM QUICK FACTS

Location	Coral Gables, Fla.
Stadium	BankUnited Center (7,972)
Press Row	305-284-2111
Capacity	7,972
Enrollment	15,629
Founded	1925
Colors	Orange, Green, White
Nickname	Hurricanes
Mascot	Sebastian the Ibis
Conference	Atlantic Coast
President	Dr. Donna E. Shalala
Director of Athletics	Blake James
Address	5821 San Amaro Drive Coral Gables, Fla. 33146

2013-14 Overall Record	17-16
Home/Away/Neutral	8-8 / 7-6 / 2-2
2013-14 ACC Record / Finish	7-11 / 10th
Scholarship Players Returning / Lost	2 / 6
Newcomers	9

Head Coach	Jim Larrañaga
Alma Mater	Providence, 1971
Record at UM	90-48 / 4th season
Overall Record	560-382 / 31st season

Eric Konkol	Wisconsin-Eau Claire, '00
Michael Huger	Bowling Green, '94
Chris Caputo	Westfield (Mass.) State, '02
Director of Operations	Adam Fisher
Assoc. Director of Operations	Jaime Vathielil
Athletic Trainer	Jason Robey
Strength & Conditioning Coach	Steve Felde

HISTORY

First Season of Basketball	1926
Overall All-Time Record	963-717
Year UM Joined ACC	2004-05
NCAA Appearances	Seven
	1960, 1998, 1999, 2000, 2002, 2008, 2013
Last NCAA Appearance	L, 71-61
	Sweet 16 vs. Marquette, 2013
NIT Appearances	11
	1961, 1963, 1964, 1995, 1997,
	2001, 2005, 2006, 2009, 2011, 2015
Last NIT Appearance (2011)	L, 79-64
	Quarterfinals vs. Alabama, 2011

COMMUNICATIONS POLICIES

All interview requests for assistant coaches or athletics department staff members must be approved and cleared by Amy (Woodruff) LaBrie in the UM Communications office. Credential requests are taken via e-mail to LaBrie (A.Woodruff@miami.edu). Any misuse of credentials will result in removal from the BankUnited Center and the permanent voiding of the credential. The UM locker room is closed at all times. For home games, Coach L and at least one Hurricane player will report to the media room for interviews following the opposing team's press conference.

LED (TIED) THE TEAM IN....

	Points	Rebounds	Assists	Steals	Blocks
Burnett	2		(1)	1 (5)	1
Cruz Uceda	(1)	(1)		1 (4)	2
Jekiri	2	27 (2)	(1)	(2)	12 (7)
Lecomte	3 (1)		5 (3)	(6)	
McClellan	16 (1)	3 (2)	4 (2)	4 (5)	(2)
Newton			2 (2)	(3)	(1)
Palmer			(1)	(1)	(4)
Reed	2	2 (1)	2 (3)	2 (6)	2 (4)
Rodriguez	9 (1)		17 (3)	15 (6)	1 (3)
Sherman				(4)	3 (2)
Thomas		1		1	1

LECOMTE STEPPING INTO POINT GUARD POSITION

In the seven games where Angel Rodriguez either didn't play, or played less than 10 minutes, Manu Lecomte averaged 11.7 points, 2.3 assists, 1.6 rebounds in 26.4 minutes per outing. He is shooting 41.7 percent (20-48) from the field, 52.6 percent (10-19) from three and 94.1 percent (32-34) at the line in those seven games: North Carolina, Pittsburgh, Virginia Tech twice, NC Central, Alabama and Richmond

In his 29 other games, he averaged 7.5 points, 1.7 assists, 1.3 rebounds in 22.4 minutes.

In those seven games without Rodriguez, Lecomte has scored 20 points at Virginia Tech, and in the first two NIT outings, he had 18 vs. NC Central and 17 against Alabama. In the other 29 games, he has scored 20+ points once, and 16+ points once.

MCCLELLAN IMPROVES SHOOTING PERCENTAGES

Junior guard Sheldon McClellan has drastically improved his shooting percentages since arriving at Miami for the 2014-15 season, after spending two campaigns at Texas.

	FG%	3FG%	FT%	REB	PTS
McClellan 2014-15	49.3	35.9	81.6	4.5	14.4
McClellan 2012-13	38.2	27.3	83.3	3.9	13.5
McClellan 2011-12	44.8	31.0	75.6	3.3	11.3

POSTSEASON AWARDS FOR FOUR HURRICANES

Junior forward Tonye Jekiri was named to the 2015 Coaches and ACSMA All-Atlantic Coast Conference Defensive Team. Jekiri also joined Sheldon McClellan and Angel Rodriguez as honorable mentions on the 2015 ACSMA All-ACC Team.

Sophomore guard Davon Reed was named to the All-ACC Academic Men's Basketball Team.

MIXING UP THE STARTING LINEUP

Miami has used 11 starting lineups this season, and every scholarship player has started at least one game. For a complete listing, check page six of the notes.

CARDIAC CANES - YEAR TWO

Miami has played 14 games this season that were decided by five points-or-less. The Canes had five losses by a total of 22 points in the month of February. Three of those games were decided by a total of five points.

In 2013-14, Miami led the ACC having played 13 games decided by five points-or-less or in OT.

Difference	1	2	3	4	5	7	8	9	10-14	15-19	20+
Won	-	2	2	5	1	1	-	1	2	3	7
Lost	1	2	-	-	1	1	1	2	2	-	2

Player	10+ points	20+ points	7+ rebounds	2+ blocks	4+ assists	3+ steals
Burnett	7	1	1		1	
Cruz Uceda	4		1	1		
Jekiri	15		30	13	2	
Lecomte	14	2			5	
McClellan	28	4	8		5	3
Newton	3				2	
Palmer	4					
Reed	11		3	1	4	1
Rodriguez	18	4	1	2	18	9
Sherman	4		1	3		
Thomas			1	1		1

FIRSTS UNDER JIM LARRAÑAGA

First game: Nov. 11, 2011 vs. Tennessee Tech. W, 69-58.

First starting lineup: Malcolm Grant, Durand Scott, Garrius Adams, Erik Swoope, Kenny Kadji.

First opening tip: Miami — Kenny Kadji.

First UM FG: 18:38, Durand Scott, 3-pointer.

First lead: 18:38, 3-0.

First halftime score: Tennessee Tech 32, Miami 27.

First win: Nov. 11, 2011. Miami 69, Tennessee Tech 58.

Attendance at first game: 3,600.

First loss: Nov. 25, 2011 at Ole Miss, 64-61 (OT).

First road win: Dec. 22, 2011 at Charlotte, 76-61.

First ACC game: Jan. 7, 2012 at Virginia, L, 52-51.

First ACC win: Jan. 18, 2012 vs. Clemson, 76-73.

First ACC regular season title: 2012-13

JIM LARRAÑAGA = PROGRAM CHANGER

In Coach L's Four Seasons at Miami ...

- ACC Regular Season and Tournament Championships
- .647 winning percentage
- Three 20-win seasons
- Three postseason appearances with four victories
- 15 ACC wins in 2013
- One All-American

Seven Seasons before Coach L at UM ...

- .561 winning percentage
- Best conference finish was fifth place
- One NCAA Tournament appearance
- Most ACC wins in a season was eight

In Coach L's 14 Seasons at George Mason ...

- .626 winning percentage
- 13 straight winning seasons
- A Final Four appearance
- Five trips to the NCAA tournament
- Nine postseason appearances
- First national ranking
- First appearance in Top 10
- First wins over Top 10 teams
- Winningest coach in league history

Seven Seasons before Coach L at GMU...

- .340 winning percentage
- Seven straight losing seasons
- Zero postseason appearances
- Worst team in the CAA

PRO CANES

James Jones	Cleveland Cavaliers (NBA)
Shane Larkin	New York Knicks (NBA)
John Salmons	New Orleans Pelicans (NBA)
Jimmy Graham	New Orleans Saints (NFL)
Erik Swoope	Indianapolis Colts (NFL)
Trey McKinney Jones	Ft. Wayne Mad Ants (D-League)

Garrius Adams	Liege (Belgium)
Brian Asbury	Hapoel Eilat (Israel)
Rion Brown	Brussels (Belgium)
Guillermo Diaz	Arecibo (Puerto Rico)
Julian Gamble	Brussels (Belgium)
Lawrence Gilbert	Manizales (Colombia)
Malcolm Grant	Mississauga Power (Canada)
Gary Hamilton	Osaka Evessa (Japan)
Dequan Jones	Acqua Vitasnella Cantu (Italy)
Kenny Kadji	Banco di Sardegna Sassari (Italy)
Anthony King	Artland Dragons (Germany)
Donnavan Kirk	Michelin Etha Engomis Nicosia (Cyprus)
Darrius Rice	Karpos Sokoli (Greece)
Durand Scott	Hapoel Tel Aviv (Israel)

CANES EYEING MILESTONES

Junior Tonye Jekiri has played in 103 career games for the Hurricanes in three seasons, the only Cane with 100+ games.

Jekiri also has 364 rebounds this season, trailing No. 3 Harry Manushaw (372), No. 2 Rick Barry (448) and No. 1 Rick Barry (475).

With five points against Virginia Tech in the ACC Tournament, point guard Angel Rodriguez topped 1,000 career points. The native of Cupey, P.R., scored 640 points in two seasons at Kansas State and has recorded 382 points through 32 games at Miami, for a total of 1022.

Rodriguez has 126 assists this season, just shy of No. 10 on the season assists list at Miami. No. 10 Anthony Harris (2004-05) had 133, No. 9 Thomas Hocker ('87-88) had 136.

Rodriguez is No. 7 on the steals list with 59 this season. He now trails No. 6 Vernon Jennings (60), No. 5 Robert Hite (61), No. 4 Jerome Scott (70).

STATS BREAKDOWNS

In Miami's 24 wins:

Five players average 9.0 ppg or better.

Miami scores 72.8 ppg, shooting 45.7% FG.

The Canes average 35.7 rpg, 13.9 apg and 5.5 spg.

Angel Rodriguez averages 13.6 points, 39.9 FG%, 36.4 3FG%

Tonye Jekiri averages 10.8 rebounds, 2.0 blocks

Manu Lecomte averages 10.7 points, 47.6 FG%, 48.4 3FG%

In Miami's 12 losses:

Two players average 8.5 ppg or better.

Miami scores 60.0 ppg, shooting 38.1% FG.

The Canes average 31.3 rpg, 11.0 apg and 5.8 spg.

Angel Rodriguez averages 9.2 points, 23.6 FG%, 20.3 FG%

Tonye Jekiri averages 8.7 rebounds, 0.5 blocks

Manu Lecomte averages 3.5 points, 29.2 FG%, 34.8 3FG%

BENCH POINTS KEY FOR HURRICANES

Miami has scored 25+ points from the bench in 15 games this season, and 30+ in eight times. Miami's high is 34 against South Alabama and vs. Notre Dame in the ACC Tournament.

CANES POST 20-WIN SEASON

With a victory at Virginia Tech on March 7, Miami posted its third 20-win season in four years since the arrival of Jim Larrañaga. Since 2011-12, Coach L has tallied seasons of 20-13, 29-7, 17-16, and 24-12, for an average of 22.5 wins per season. Since joining the ACC in 2004-05, Miami posted three 20-win seasons before the arrival of Larrañaga, 23-11 in 2008, 20-13 in 2010 and 21-15 in 2011.

COACHING STAFF LONGEVITY

Coach L and his three assistant coaches have been coaching together for a combined 32 seasons. Chris Caputo has been with Coach L for 13 years, Eric Konkol is at 11 years and Michael Huger in his eighth season as an assistant. Huger also played for Larrañaga from 1989-93 at Bowling Green.

COACHING COORDINATORS FOR MIAMI

Miami's assistant coaching staff is set up in a coordinator system, with Eric Konkol as the offensive coordinator and schedule coordinator, Michael Huger manning the defense and Chris Caputo handling the scout for every opponent.

JEKIRI FOR THREE

Junior 7-footer Tonye Jekiri attempted and connected on his first career 3-pointer in the second half against Alabama in the second round of the NIT.

MCCLELLAN ON 16-MAN JERRY WEST AWARD WATCH LIST

Junior guard Sheldon McClellan was listed on the 16-player watch list for the inaugural 2015 Jerry West Shooting Guard of the Year Award, the Naismith Memorial Basketball Hall of Fame announced Feb. 19.

MCCLELLAN LIGHTING UP THE NET

As of national stats on March 25, guard Sheldon McClellan is hitting 49.3 percent of his field goals, which is the ...

* Top shooting percentage in the nation by a guard in the Big 5 conferences

* 13th-best shooting percentage by a guard in the nation

* 77th-best shooting percentage in the nation (all positions)

* Top shooting percentage by a guard in the ACC

JEKIRI ONE OF THE TOP BIG MEN IN THE COUNTRY

As of NCAA.com stats on March 25, Tonye Jekiri is in the Top 15 in the country in rebounds among all players and the Top 2 among players in the Big 5 conferences.

	Reb/g	DReb/g	Total Reb	OReb/g
Actual	10.1	6.9	364	3.3
Overall rank	15th	14th	5th	36th
Big 5 rank	3rd	2nd	3rd	11th

JEKIRI'S JUNIOR SEASON NUMBERS CONTINUE TO IMPROVE

Junior Tonye Jekiri has posted 11 double-doubles, including nine in ACC play. Jekiri has posted 10+ rebounds 21 times, and in 16 of the last 23 games. This season he has 10+ points in 15 outings.

Jekiri leads the ACC with 21 10+-rebound games.

The native of Nigeria has nearly doubled his output in points and rebounds each season as a Hurricane. The 7-footer is averaging 8.7 points and 10.1 rebounds this season, up from 4.2 ppg and 5.5 rpg his sophomore year and 1.4 points and 1.6 rebounds his rookie campaign.

DOUBLE-DOUBLES IN 2014-15**Tonye Jekiri**

12p, 10r - vs Providence, 12-22-14
13p, 15r - BOSTON COLLEGE, 01-10-15
10p, 10r - at Duke, 01-13-15
Charlotte
Charlotte
So. Alabama
Illinois
Green Bay
Savannah St.
Eastern Ky.
Providence
Charleston
Virginia
Boston Co.
Duke
Notre Dame
NC State
Syracuse
Georgia Tech
Florida State
Louisville
Clemson
Wake Forest
Boston Co.
Virginia Tech
Louisville
Florida State
North Carolina
Pittsburgh
Virginia Tech
Virginia Tech
Notre Dame
NC Central
Alabama
Richmond

Sheldon McClellan

31p, 11r - at Charlotte, 11-25-14
16p, 10r - NC STATE, 01-22-15

Davon Reed

10p, 12r - at Richmond, 03-24-15

20-POINT GAMES IN 2014-15

31 - Sheldon McClellan at Charlotte (11-25-14)
25 - Angel Rodriguez vs Florida State (02-25-15)
25 - Angel Rodriguez vs Virginia (01-03-15)
24 - Sheldon McClellan at Boston College (02-16-15)
24 - Angel Rodriguez at Duke (01-13-15)
24 - Angel Rodriguez at Florida (11-17-14)
23 - Manu Lecomte at Duke (01-13-15)
21 - Sheldon McClellan vs Virginia Tech (02-18-15)
21 - Deandre Burnett vs Green Bay (12-06-14)
20 - Manu Lecomte at Virginia Tech (03-07-15)
20 - Sheldon McClellan at PITT (03-04-15)

MIAMI'S LARGEST IN 2014-15

Lead	37, vs. Howard, 11/14
Deficit	28, vs. Eastern Kentucky, 12/19
Margin of Victory	35, vs. Howard, 11/14
Margin of Defeat	28, vs. Eastern Kentucky, 12/19
Halftime Lead	28, at Virginia Tech, 3/7
Halftime Deficit	18 (2x) last vs. Notre Dame 3/12
Deficit in Win	18, at Richmond, 3/24
Halftime Deficit in Win	12, at Florida, 11/17
Lead in Loss	12, at Notre Dame, 1/17
Halftime Lead in Loss	11, at Florida State, 2/1

CANES SHINE IN THE SECOND HALF

Junior guards Angel Rodriguez and Sheldon McClellan know how to finish a game. In 12 games, Rodriguez has scored double-digit points in the second stanza, including 22 at Florida, 17 against Virginia, 15 at Duke, Wake Forest and vs. Florida State. Only three times (10 vs. Howard & Florida State, 11 vs. Providence) he has scored double-digits in the first stanza.

In 13 games, McClellan has scored double-digit points in the second half, including 21 at Charlotte, 17 vs. Florida State, 16 at Pittsburgh and 14 against Virginia Tech. He's scored 10+ in the first half in just five outings.

Their stats in all games are below.

Rodriguez	PPG	FG%	3FG%	FT%
Second half	7.8	41.1	35.8	75.7
First half	4.0	26.5	25.3	69.0
McClellan	PPG	FG%	3FG%	FT%
Second half	8.3	54.3	42.4	82.9
First half	5.9	44.6	29.2	78.0

LARRAÑAGA IN ACC PLAY

Since his arrival in 2011, Jim Larrañaga has recorded the top three win totals in ACC play in Miami history at 15-3 in 2013, 10-8 in 2015, and 9-7 in 2012. In 2014, Miami's record was 7-11, tied for the fifth-best mark. Miami's fourth-most wins were eight in 2007-08.

STARTERS BY GAME

Howard	Rodriguez	Lecomte	McClellan	Thomas	Jekiri
Florida	Rodriguez	Lecomte	McClellan	Thomas	Jekiri
Drexel	Rodriguez	Lecomte	McClellan	Thomas	Jekiri
Akron	Rodriguez	Lecomte	McClellan	Thomas	Jekiri
Charlotte	Rodriguez	Lecomte	McClellan	Thomas	Jekiri
Charlotte	Rodriguez	Lecomte	McClellan	Thomas	Jekiri
So. Alabama	Rodriguez	Lecomte	McClellan	Thomas	Jekiri
Illinois	Rodriguez	Lecomte	McClellan	Thomas	Jekiri
Green Bay	Rodriguez	Lecomte	McClellan	Thomas	Jekiri
Savannah St.	Rodriguez	Lecomte	McClellan	Thomas	Jekiri
Eastern Ky.	Rodriguez	Lecomte	McClellan	Thomas	Jekiri
Providence	Rodriguez	Lecomte	McClellan	Sherman	Jekiri
Charleston	Rodriguez	Lecomte	McClellan	Thomas	Jekiri
Virginia	Rodriguez	Lecomte	McClellan	Thomas	Jekiri
Boston Co.	Rodriguez	Burnett	McClellan	Sherman	Jekiri
Duke	Rodriguez	Burnett	McClellan	Sherman	Jekiri
Notre Dame	Rodriguez	Burnett	McClellan	Reed	Jekiri
NC State	Rodriguez	Reed	McClellan	Sherman	Jekiri
Syracuse	Rodriguez	Reed	McClellan	Sherman	Jekiri
Georgia Tech	Rodriguez	Reed	McClellan	Sherman	Jekiri
Florida State	Rodriguez	Reed	McClellan	Sherman	Jekiri
Louisville	Rodriguez	Lecomte	McClellan	Thomas	Jekiri
Clemson	Rodriguez	Newton	McClellan	Reed	Jekiri
Wake Forest	Rodriguez	Newton	McClellan	Reed	Jekiri
Boston Co.	Rodriguez	Palmer	McClellan	Reed	Jekiri
Virginia Tech	Rodriguez	Palmer	McClellan	Reed	Jekiri
Louisville	Rodriguez	Reed	McClellan	Sherman	Jekiri
Florida State	Rodriguez	Reed	McClellan	Sherman	Jekiri
North Carolina	Lecomte	Reed	McClellan	Thomas	Jekiri
Pittsburgh	Lecomte	Reed	McClellan	Cruz Uceda	Jekiri
Virginia Tech	Lecomte	Reed	McClellan	Palmer	Jekiri
Virginia Tech	Lecomte	Reed	McClellan	Palmer	Jekiri
Notre Dame	Lecomte	Reed	McClellan	Palmer	Jekiri
NC Central	Rodriguez	Reed	McClellan	Cruz Uceda	Jekiri
Alabama	Lecomte	Reed	McClellan	Cruz Uceda	Jekiri
Richmond	Lecomte	Reed	McClellan	Cruz Uceda	Jekiri

RECORD BY STARTING LINEUP

Rodriguez, Lecomte, McClellan, Thomas, Jekiri	10-4
Rodriguez, Lecomte, McClellan, Sherman, Jekiri	0-1
Rodriguez, Burnett, McClellan, Sherman, Jekiri	2-0
Rodriguez, Burnett, McClellan, Reed, Jekiri	0-1
Rodriguez, Reed, McClellan, Sherman, Jekiri	3-3
Rodriguez, Newton, McClellan, Reed, Jekiri	1-1
Rodriguez, Palmer, McClellan, Reed, Jekiri	2-0
Lecomte, Reed, McClellan, Thomas, Jekiri	0-1
Lecomte, Reed, McClellan, Cruz Uceda, Jekiri	3-0
Lecomte, Reed, McClellan, Palmer, Jekiri	2-1
Rodriguez, Reed, McClellan, Cruz Uceda, Jekiri	1-0

MIAMI'S TEAM, ONE YEAR AGO

A season ago, only three of Miami's guys were available to play for the Hurricanes, three were sitting out as redshirts, two were playing at other colleges and three were still seniors in high school.

Tonye Jekiri, Manu Lecomte, Davon Reed - Playing for Miami.

Deandre Burnett, Sheldon McClellan, Angel Rodriguez - Redshirts, practicing with the Canes.

Joe Thomas - at Niagara University; Ivan Cruz Uceda - at Harcum College (JuCo).

Ja'Quan Newton, James Palmer, Omar Sherman - Seniors in high school.

MIAMI VS. RANKED OPPONENTS THIS SEASON

Miami is 3-6 against ranked teams this season, including 1-1 against Top 5 teams and 2-2 against Top 10 teams. Of the six losses, one was a double-overtime defeat against Virginia, and the Canes came up 6.1 ppg short in the other five outings. The Canes are 1-3 at home, 2-2 on the road and 0-1 at neutral sites vs. Top 25 opponents. See a complete list vs. ranked opponents since the arrival of Coach L on page 10.

COACH L NOTCHES CAREER WIN NO. 550

In his first victory against Syracuse, Coach Jim Larrañaga won his 550th career game. Larrañaga's 100th win came in 1991 against Kent State while at Bowling Green. While at George Mason, win No. 200 came in 1997 vs. Northeastern, No. 300 in 2003 against East Carolina and No. 400 in 2008 vs. William & Mary. In 2012, the Canes defeated Georgia Tech for Coach L's 500th.

SEASONS OF CHANGE

Miami faced back-to-back seasons with roster turnover after losing six players from the 2012-13 ACC Championship season - five to graduation, one to NBA - then six seniors (5 scholarship) after the 2013-14 campaign.

LARRAÑAGA CONTRACT EXTENDED THROUGH 2022

The University of Miami extended Coach Jim Larrañaga's contract through May 31, 2022, Director of Athletics Blake James announced in September 2014. Larrañaga first signed a five-year contract in April 2011, then was granted a three-year extension in 2012.

CANES TOP 100 NATIONALLY (as of March 25)

Angel Rodriguez	Rank	Actual
Steals Per Game	60	1.84
Total Steals	62	59.0

Sheldon McClellan	Rank	Actual
Field-Goal Percentage	77	49.3

Tonye Jekiri	Rank	Actual
Total Rebounds	5	364.0
Defensive Rebounds / Game	14	6.86
Rebounds Per Game	15	10.1
Double Doubles	43	11.0
Offensive Rebounds / Game	46	3.3
Total Blocks	88	51.0

RODRIGUEZ AT HIS BEST AGAINST THE BEST

In Miami's three games against Top 8 teams - No. 3 Virginia, No. 4 Duke and No. 8/7 Florida - Angel Rodriguez has put on a show, averaging 24.3 points and 5.0 assists.

Against Florida, he scored 22 of his 24 points in the final nine minutes, draining five second-half three-pointers to help Miami earn the win.

The junior scored 17 points in the second half against the Cavaliers, knocking down three clutch free throws with 0.9 seconds left in regulation to send the game into overtime. In the two overtimes combined, he scored six points, including 4-4 at the line, and dished out three assists, accounting for 13 of Miami's 17 overtime points.

At Duke, Rodriguez scored eight-straight points - including two 3-pointers - to give Miami a decisive lead. He tallied 15 points and four steals in the second half at Cameron Indoor.

CANES IN SPAIN

In August, the University of Miami embarked on a 10-day educational and competitive tour to Spain. The Canes were 4-0 against teams from Barcelona, Valencia and Madrid. In four games in Spain, Miami outscored its opponent 89.8 to 65.8 ppg and pulled down nearly twice as many rebounds, 51.8 to 27.0 per night. The Canes hit 51.8 percent from the field, 27.8 percent from three and 62.4 percent at the line. UM also averaged 17.8 assists and 13.3 steals per night.

Individually, four Canes averaged double digits, led by Sheldon McClellan (20.0), followed by Deandre Burnett (14.3), Ja'Quan Newton (13.5) and James Palmer (11.5). Spaniard Ivan Cruz Uceda averaged 11.0 rebounds per game while Tonye Jekiri averaged 8.5 rpg. Senior Angel Rodriguez did not play any games in Spain due to injury.

SWOOPÉ SIGNS WITH INDIANAPOLIS COLTS

Erik Swoopé, former Hurricane basketball player who never played football prior to walking into an NFL locker room this summer, was on the Colts practice squad this season and on Jan. 20, signed a reserve/future contract.

CANES IN NATIONAL STATS (as of March 25)

Category	Rank	Actual	Nat'l Leader	Actual
Turnovers Per Game	13	10.1	Wisconsin	7.4
Free-Throw Percentage	20	74.7	Illinois	79.4
Personal Fouls Per Game	20	15.5	Wisconsin	12.0
3-pt Field Goal Attempts	23	778.0	VMI	1078.0
Total 3-point FGM	24	280.0	Eastern Wash.	344.0
			Iona	344.0
Fewest Turnovers	39	363.0	Cal Poly	255.0
Assist Turnover Ratio	41	1.28	Davidson	1.81
Three-Point FG /Game	47	7.8	VMI	11.4
Total Rebounds	61	1233.0	North Carolina	1513.0
Won-Lost Percentage	65	66.7	Kentucky	100.0
Free Throws Made	67	520.0	BYU	679.0
Total Assists	70	466.0	North Carolina	649.0
Scoring Margin	86	5.2	Kentucky	20.8
Scoring Defense	87	63.4	Virginia	51.4
Three-Point FG Percentage	94	36.0	UC Davis	44.7
Turnover Margin	99	1.1	Eastern Ky.	7.2
Fewest Fouls	100	559.0	Central Conn. St.	429.0

UM RECORDS

GAME	ACC GAME
POINTS SCORED 59 - Rick Barry vs. Rollins, 1965	35 - Jack McClinton vs. North Carolina 02/15/09
FIELD GOAL % 1.000 (7-7) - Raymond Hicks vs. NC A&T, 2008	.900 (9-10) - Reggie Johnson at Duke 01/02/11
3-POINT FG 9 - Johnny Hemsley vs. Lafayette, 1999	7 (3x) last - Jack McClinton vs. North Carolina 02/15/09
3-POINT FG% 1.000 (5-5) (5x) last - Malcolm Grant vs. NC State, 2011	1.000 (5-5) - James Palmer at Virginia Tech 03/07/15
	1.000 (5-5) - Malcolm Grant at NC State 01/23/11
FT MADE 22 (2x) last - Rick Barry vs. Florida Southern, 1965	16 - Jack McClinton vs. NC State 03/07/09
FT % 1.000 (16-16) - Jack McClinton vs. NC State, 2009	1.000 (16-16) - Jack McClinton vs. NC State 03/07/09
REBOUNDS 29 - Rick Barry vs. Oklahoma City, 1965	17 - Tonye Jekiri vs. Clemson 02/08/15
ASSISTS 14 - Michael Gardner vs. Pittsburgh, 1993	9 (3x) last - Shane Larkin vs. North Carolina 02/09/13
STEALS 9 - Jerome Scott vs. FIU, 1991	6 - Shane Larkin at North Carolina 01/10/12
BLOCKED SHOTS 13 - Anthony King vs. Florida Atlantic, 2004	6 - Anthony King vs. Florida State 01/15/05

THIS SEASON MIAMI HAS ...

- Defeated Duke and Syracuse on the road in the same season, the second time this has ever happened, and the first time since UNC did so during the 1983-84 season
- Defeated three ranked teams: at No. 8/7 Florida, vs. No. 24/25 Illinois and at No. 4 Duke
- Defeated a pair of Top 7 teams in the same season, both on the road: No. 6/7 Florida and No. 4 Duke
- Won two true road games against ranked opponents for the first time since 1998-99: No. 6/7 Florida and No. 4 Duke
- Defeated Coach K, Coach Boeheim & Coach Donovan
- Ended Duke's 41-game home winning streak, the longest active streak in Division I
- Snapped Duke's 19-game ACC home game winning streak
- Snapped Florida's streak of 33 consecutive home wins, which was the longest streak in school history
- Scored 90 points against Duke, the most points scored by an unranked opponent in a regulation win in Cameron Indoor Stadium since NC State's 96 points on Feb. 23, 1983.
- Dealt Duke the most lopsided loss (16 points) an unranked visitor has handed to a ranked Blue Devil team in the ACC era
- Defeated Syracuse at the Carrier Dome, in front of the largest collegiate crowd of the season to date (Jan. 24): 30,677

LARKIN WITH KNICKS IN SECOND NBA SEASON

Former Cané Shane Larkin is in his second season in the NBA, playing for the New York Knicks after being traded from the Dallas Mavericks. Larkin is averaging 5.7 points, 2.0 rebounds, 2.5 assists and 1.2 steals in 22.3 minutes per game, through 61 games. He's shooting 42.5 percent from the field.

CANE STRONG: UMBB IN THE WEIGHT ROOM

Under strength Coach Steve Felde (fell-dee), five Canes bench at least 300 pounds and eight bench press more than 250 pounds. Joe Thomas leads the way at 375, followed by Deandre Burnett (315), who is up 85 pounds since arriving at UM. Also in the 300-club are Angel Rodriguez (300/+60), Manu Lecomte (300/+85) and Mike Fernandez (300/+95).

2014-15 QUICK HITS

- UM opened the season with nine scholarship players available. This is the second-straight season the Canes open the campaign with eight or more new players and only nine available scholarship players.
- Miami has 10 new players on the roster for 2014-15: Eight scholarship newcomers, one D-I transfer who must sit out and one walk-on.
- UM opened the 2014-15 campaign with just two players from the 2013-14 season, in sophomore Manu Lecomte and junior Tonye Jekiri. Sophomore Davon Reed was out through Dec. 5 with a lower extremity injury.
- Miami's 14-man roster includes players from five countries - Belgium, Nigeria, Puerto Rico, Spain, U.S. - six states - Florida, Texas, New York, Pennsylvania, New Jersey, New Hampshire - and Washington, D.C.
- There are no seniors playing for the Canes: One graduate student, five juniors, three sophomores and five freshmen.
- Three D-I transfers are eligible to play in 2014-15: Sheldon McClellan (Texas), Angel Rodriguez (Kansas State) and Joe Thomas (Niagara).
- The Canes lost six players - including three starters and the team's top two scorers - from the 2013-14 season, five to graduation and one transferred.
- Miami lost five of its top seven players from 2013-14. To open the 2013-14 season, Miami had lost its top six players from the 2012-13 ACC Championship campaign.
- Without Reed, the Canes returned 11.9 points, 7.6 rebounds, 3.0 assists, 1.3 steals and 0.9 blocks per game from the 2013-14 season. A year ago, Miami opened the 2013-14 season returning 9.3 points, 5.1 rebounds, 1.1 assists, 0.8 steals and 0.5 blocks per game.
- For the second-straight season, Miami returned the fewest points per game (18.4) and rebounds per game (9.2) of all ACC schools.
- The Canes held opponents to just 59.5 points per game in 2013-14, which was ranked No. 11 of 345 teams in Division I. Miami also averaged 61.5 ppg, which was ranked No. 337.
- The Canes lost 10 games by five points or less, or in overtime, during the 2013-14 season, on their way to a 17-16 overall record.

ANTHONY LAWRENCE, JR. SIGNS NLI WITH CANES

Anthony Lawrence, Jr. has signed a National Letter of Intent to play basketball for the University of Miami.

Nicknamed "Amp," Lawrence is a 6-7, 200-pound guard/forward from Saint Petersburg, Fla., who led his Lakewood Senior High School team to the Class 5A state championship game as a junior. Lawrence scored 18 points in the championship game and totaled 25 rebounds in two state tournament games. Anthony's father, Anthony Lawrence Sr. was a two-year letterman at Miami from 1991-93.

COACH L TIES TO THE ACC

Coach Jim Larrañaga was an assistant coach at Virginia from 1979-1986, under the leadership of Terry Holland. In those seven seasons, Larrañaga helped the Cavaliers to five NCAA appearances: Final Four twice, Elite Eight once, Sweet 16 once and Round of 64 once, as well as two NIT appearances, including the Championship and Quarterfinal round.

LARRAÑAGA MEMBER OF UM FACULTY

Coach Jim Larrañaga is an Adjunct Assistant Professor of Kinesiology and Sport Sciences at the University of Miami. Due to his head coaching responsibilities, Larrañaga is a guest lecturer at several different classes in the School of Education and Human Development throughout the semester.

US NEWS AND WORLD REPORT

According to latest US News & World Report rankings, the University of Miami is tied for the top academic institution in the state of Florida and ranks 48th nationally.

MIAMI BASKETBALL – THE EARLY YEARS

The University of Miami basketball program was dormant for 14 years from 1971-1985. In 1983 Director of Athletics Sam Jankovich announced the resurrection of men's basketball at Miami, with the reinstatement vote by the UM Board of Trustees on Oct. 12, 1983. Head coach Bill Foster was hired March 21, 1984, adding assistants Clint Bryant, Seth Greenberg and Cesar Odio by July 1. Tim Harvey was the staff's first recruit, a 6-10, 240-pound center from Plainfield, N.J., who transferred from Georgia Tech.

On Oct. 15, 1984 the first men's basketball practice in 12 years was held on the patio in the center of campus, viewed by more than 200 students. Miami defeated The Citadel, 85-77, on Nov. 22, 1985, in the first game of the new era of UM basketball.

ATTITUDE, COMMITMENT AND CLASS

Attitude, commitment and class are the cornerstone values of the Miami basketball program. Attitude: Be positive. Life is 10% what happens to you and 90% how you react to it. Commitment: Make a total and unconditional commitment to our program. Be passionate about what you do. Class: Show pride and respect in yourself and our program. Be the best you can be in thought, word and deed.

DIVERSITY AT UM EXTENDS TO COURT

Five Miami players speak English as a second language: Ivan Cruz Uceda - Spanish (Spain); Mike Fernandez - Spanish (Cuba); Tonye Jekiri - African; Manu Lecomte - French; Angel Rodriguez - Spanish (Puerto Rico). UM is the academic home of nearly 1,700 foreign students of all socioeconomic backgrounds, from more than 110 countries as diverse as Peru, Pakistan, and Poland. Miami's diversity also is evident in its full-time faculty, which is nearly 36 percent minority, making UM one of the most diverse major private research universities.

QUICK HITS

- In Miami's huddles, the guards stand to the left of Coach L and the forwards to the right, in ascending height order.
- Looking at UM's bench, assistant coach Huger & guards sit to the left of Coach L, while assistants Konkol & Caputo sit to the right with forwards.
- Coach L believes in the power of habits, referencing Stephen Covey's "7 Habits of Highly Effective People."
- Coach L often references his Franklin Covey planners from the past 15 years, all of which are in a cabinet above his desk.
- When plying for his job, Chris Caputo sent Coach L a heart and said, "I'd give my heart and soul to be on your staff."
- Coach L and assistant Michael Huger played pro basketball in Belgium, the home country of PG Manu Lecomte. The coaches never saw Lecomte play in person and Lecomte did not visit campus before arriving for classes.
- On June 27, 2013 sophomore Shane Larkin was the No. 18 pick in the NBA Draft.
- In 2013, Shane Larkin tested as the best all-around athlete of the 61 players at the NBA combine.

ABOUT THE HEAD COACH

- Coach L was influenced by his HS coach, the late Jack Curran, the winningest HS basketball & baseball (combined) coach in the nation.
- Coach L's oldest son, Jay, is an assistant coach for the Boston Celtics.
- Coach L's youngest son, Jon, plays pickup basketball games with President Obama
- Coach L's family was originally from Spain and his grandfather was raised in Cuba. The family made Larrañaga Cigars.
- Coach L's father had a love for the open road, a trait he passed on to his son, who has a love for geography.
- Coach L has been the commissioner and his staff has coached at the Dwyane Wade Fantasy Camp in Miami.
- In Catholic school, Coach L's nun/teacher couldn't pronounce the ñ in Larrañaga, thus the current Lare-uh-nay-guh pronunciation.

ABOUT THE UNIVERSITY OF MIAMI

- Miami is tied for No. 1 in Florida & Top 50 in the nation in the U.S. News & World Report's annual "Best Colleges" rankings.
- Miami, a small, private university with 9,500 undergraduate students, has an 11:1 student to faculty ratio.
- Miami basketball ranks in the Top 10 percent nationally in Academic Progress Rates (APR).
- Miami is ranked No. 3 in the nation for Race/Class Interaction by The Princeton Review. More than 50% of UM students are minorities.
- Six-time NBA All-Star Amar'e Stoudemire took classes at The U to earn his bachelor's degree.
- At UM, more than 50 percent of classes for undergraduates have 16 or fewer students; over 75 percent have 27 or fewer students.

CORAL GABLES AND MIAMI FACTS

The Florida city of Coral Gables, situated just a few miles southwest of Miami, is part of Miami-Dade County. Incorporated in 1925, Coral Gables was created as a fully-planned community by George Merrick, who envisioned an upscale Miami suburb with large elements of Mediterranean-style architecture to highlight the region's Spanish influence. In 1925, roughly simultaneous to the founding of Coral Gables, the city was selected as the home to the University of Miami, which was constructed that year on 240 acres of land just west of U.S. Route 1, approximately two miles south of downtown Coral Gables.

The average temperature in Coral Gables is 75 degrees.

Coral Gables averages 300 days of sunshine per year.

The Venetian Pool, located in Coral Gables, is acclaimed as "the world's most beautiful public swimming pool."

The Biltmore Golf Course in Coral Gables, has been played by Tiger Woods, and by amateur golf lovers Bill Clinton and Will Smith.

Miami has 84 miles of beaches.

Miami is the southernmost major city in the continental U.S.

Miami is the only major city to be founded by a woman - Julia Tuttle.

Miami is the consistently ranked by Dr. Beach's top 10 beaches in the U.S.

Bordered by The Everglades National Park & Biscayne National Park, Miami is the only city in the US that is bordered by two national parks.

Miami is home to 150+ ethnicities and 60+ languages.

Memorable films made in Miami: Scarface, True Lies, 2 Fast 2 Furious, Bad Boys series, Caddyshack, The Bodyguard.

TV shows set/filmed in Miami: Miami Vice, Burn Notice, Dexter, The Golden Girls.

MIAMI'S RECORD WHEN...	2014-15		COACH L	
RECORD	ALL	ACC	AT UM	ACC
All games	24-12	10-8	90-48	41-29
Home	12-6	5-4	48-19	22-13
Away	8-4	5-4	30-21	19-16
Neutral	4-2		12-8	
November	7-0		19-6	
December	3-3		15-9	0-1
January	4-3	4-3	18-11	16-11
February	4-5	4-5	20-14	19-14
March	6-1	2-0	18-8	6-3
Vs. Top 10 opponents	2-2	1-2	4-8	3-7
Vs. Top 25 opponents (includes Top 10)	3-6	1-5	8-20	5-15
Vs. RV opponents (either or both polls)	1-0	1-0	8-2	3-0
Vs. teams over .500 on game day	14-10	7-6	53-41	26-24
Vs. teams under .500 on game day	8-2	3-2	25-6	11-5
Vs. teams at .500 on game day	2-0	0-0	11-1	4-0
While UM is in the top 25	4-4	0-2	20-8	12-5
While UM is RV (only)	7-1	2-0	14-4	4-1
Leading at halftime	13-3	2-3	66-12	27-9
Trailing at halftime	9-8	6-5	20-34	10-19
Tied at halftime	1-1	1-0	5-2	3-1
Single overtime			2-6	1-2
Double overtime	1-1	1-1	3-1	2-1
In overtime games (single+double)	1-1	1-1	5-7	3-3
Leading with 2:00 left in regulation	20-2	8-2	80-6	37-3
Trailing with 2:00 left in regulation	2-10	1-6	7-40	3-25
Tied with 2:00 left in regulation	1-0		2-1	0-1
UM shoots 50% or better from field	8-0	2-0	28-2	10-2
UM shoots 40-49% from field	13-4	7-4	52-13	28-10
UM shoots under 40% from field	3-8	1-4	10-33	3-17
Opp. shoots 50% or better from field	2-4	0-2	5-13	2-7
Opp. shoots 40-49% from field	12-7	8-5	40-23	21-14
Opp. shoots under 40% from field	11-1	2-1	46-12	18-8
UM shoots 70% or better from the line	19-7	8-5	53-23	22-15
UM shoots less than 70% from the line	5-5	2-3	37-25	19-13
UM makes more 3-point FGs	17-7	6-5	43-20	22-16
UM makes fewer 3-point FGs	3-4	2-2	30-19	14-11
3-point FGs are even	4-1	2-1	8-2	5-2
Four or more Canes in double figures	8-3	4-2	41-9	18-7
Three Canes score in double figures	11-4	5-2	36-20	18-8
Two or less Canes score in double figures	5-5	1-4	13-19	5-14
UM outrebounds opponent	16-2	6-1	60-17	25-11
Opp. outrebounds UM	6-10	4-7	26-31	15-18
Tied in rebounds	2-0		4-0	1-0
UM records 10 or more steals	4-1	1-0	13-4	4-1
UM records 15 or more assists	10-1	4-1	28-1	14-1
UM commits less than 15 turnovers	21-12	8-8	79-41	36-25
UM commits 15 or more turnovers	1-0		9-2	3-4
UM commits less turnovers than opp.	14-6	7-4	52-20	23-10
UM commits more turnovers than opp.	7-4	2-3	31-18	15-13
Tied in turnovers	3-2	1-1	7-9	3-6
UM scores 59 points or less	2-6	1-4	9-25	5-16
UM scores between 60-69 points	8-3	4-1	26-14	13-5
UM scores between 70-79 points	8-2	1-2	37-8	15-7
UM scores between 80-89 points	5-1	3-1	13-1	5-1
UM scores between 90-99 points	1-0	1-0	5-0	3-0
UM scores 100 or more points			0-0	0-0
Playing during the morning (11 a.m.)	1-0		1-0	
Playing during the afternoon	4-5	4-4	29-15	16-11
Playing in the evening (5 p.m. or later)	19-7	6-4	59-32	25-18
Games decided by three points or less	4-3	1-3	11-11	5-9
Games decided by four to 10 points	9-5	5-4	29-20	15-14
Games decided by 11-19 points	4-2	2-0	31-13	12-3
Games decided by more than 20 points	7-2	2-1	19-4	9-3

UM SINCE THE ARRIVAL OF JIM LARRAÑAGA IN 2011

- 2013 ACC Regular Season Champions
- Ranked No. 2/2 - Miami's program high - Feb. 18, 2013
- No. 1 seed at 2013 ACC Tournament
- Won school record 29 games in 2013
- 14-game win streak (tied 1946-47 & 2001-02) from Jan. 2 - Feb. 19, 2013
- 13-0 start in 2013 conference play, topping school-best nine ACC victories, which was set in 2011-12
- Sophomore Shane Larkin selected No. 18 in the 2013 NBA Draft by Atlanta Hawks, then traded to Dallas Mavericks
- All six seniors from 2013-14 championship season earned academic degree from UM: Garrius Adams, Julian Gamble, Reggie Johnson, Kenny Kadji, Trey McKinney Jones, Durand Scott
- Defeated No. 1 Duke, 90-63, on Jan. 23, 2013 in Coral Gables
- Defeated Duke twice within 12 months, at both Cameron Indoor Stadium and the BankUnited Center
- First team to beat Duke and UNC by 20+ points in the same season since Maryland in '74-75 season
- First team to beat Duke and UNC by 25+ points since the start of ACC play in 1953
- Defeated three teams in The Triangle in the same season: UNC, Duke & NC State
- In 2012-13 defeated three teams in the Top 20 for the first time since joining the ACC - the last time was in 1999-00
- Five home sellouts of 7,972 fans vs. Duke, Florida State, North Carolina, Virginia and Clemson
- Ended Duke's 41-game home winning streak, the longest active streak in Division I
- Snapped Duke's 19-game ACC home game winning streak
- Miami's 90 points scored against Duke are the most points scored by an unranked opponent in a regulation win in Cameron Indoor Stadium since NC State's 96 points on Feb. 23, 1983.
- Dealt Duke its last two regular-season losses by 16-or-more points: 27 (90-63) on Jan. 23, 2013 at Miami, and 16 (90-74) on Jan. 13, 2015 at Duke
- Handed Duke the most lopsided loss (16 points) an unranked visitor has handed to a ranked Blue Devil team in the ACC era
- Dealt Duke two of its five overall and three ACC losses by 16-plus points
- Scored 90 points against Duke twice
- Won at Cameron Indoor Stadium twice
- Defeated a pair of Top 8 teams in the same season, both on the road: No. 6/7 Florida and No. 4 Duke
- Won two true road games against ranked opponents for the first time since 1998-99: No. 6/7 Florida and No. 4 Duke
- First team to defeated Duke and Syracuse on the road in the same season since the 1983-84 season (UNC).

AWARDS

- 2013 Coach of the Year - Jim Larrañaga
- 2013 Naismith Coach of the Year - Jim Larrañaga
- 2013 ACC Coach of the Year - Jim Larrañaga
- 2013 Henry Iba National Coach of the Year - Jim Larrañaga
- 2013 Adolph Rupp Cup Coach of the Year - Jim Larrañaga
- 2013 ACC Player of the Year (Coaches) - Shane Larkin
- 2013 ACC Defensive Player of the Year - Durand Scott
- Nine All-ACC selections: Shane Larkin 1st team, Kenny Kadji 2nd team & 3rd team, Scott H.M. (twice), Rion Brown 3rd team, Tonye Jekiri H.M., Sheldon McClellan H.M., Angel Rodriguez H.M.
- Four All-ACC Defensive Team players: Shane Larkin, Durand Scott, Julian Gamble, Tonye Jekiri
- 2012 ACC All-Rookie Team - Shane Larkin
- 2013 ACC All-Academic Team - Raphael Akpejori, 2014 ACC All-Academic Team - Davon Reed
- 2013 ACC Tournament MVP - Shane Larkin
- Four ACC All-Tournament team nods: Shane Larkin (1st), Durand Scott (1st), Julian Gamble (2nd), Trey McKinney Jones (2nd)
- Seven ACC Player of the Week awards: Reggie Johnson (2012), Durand Scott (2012 & 2013), Shane Larkin (2013), Angel Rodriguez (2014) and Sheldon McClellan (2014).
- One ACC Rookie of the Week: Shane Larkin (2012)
- NABC Honors Court: Raphael Akpejori
- ACC Academic Honor Roll: Raphael Akpejori, Justin Heller, Donnavan Kirk.

COACH LARRAÑAGA'S MILESTONE VICTORIES

Victory	Date	Opponent	Score	School
50	02/10/88	Miami (Ohio)	65-59	Bowling Green
100	02/23/91	Kent State	84-57	Bowling Green
150	12/22/94	at Ohio State	59-50	Bowling Green
200	12/27/97	Northeastern	66-60	George Mason
250	12/20/00	Coastal Carolina	81-65	George Mason
300	12/02/03	East Carolina	76-65	George Mason
350	01/26/06	William & Mary	81-58	George Mason
400	02/27/08	William & Mary	68-59	George Mason
450	12/08/10	Loyola (Md.)	66-52	George Mason
500	01/05/12	at Georgia Tech	62-49	Miami
550	01/24/15	at Syracuse	66-62	Miami

NON-CONFERENCE GAMES (10-3)

##	Player	gp-gs	min	avg	fg-fga	fg%	3fg-fga	3fg%	ft-fa	ft%	off	def	tot	avg	pf	dq	a	to	blk	stl	pts	avg
10	Sheldon McClellan	13-13	416	32.0	77-140	.550	18-44	.409	32-41	.780	15	56	71	5.5	26	0	29	21	0	12	204	15.7
13	Angel Rodriguez	13-13	398	30.6	52-144	.361	29-74	.392	44-59	.746	6	33	39	3.0	28	1	54	34	7	30	177	13.6
20	Manu Lecomte	13-13	363	27.9	47-97	.485	26-59	.441	13-15	.867	7	16	23	1.8	22	0	25	16	0	7	133	10.2
01	Deandre Burnett	9-0	172	19.1	28-77	.364	13-42	.310	15-22	.682	8	25	33	3.7	6	0	5	7	2	6	84	9.3
23	Tonye Jekiri	13-13	371	28.5	37-72	.514	0-0	.000	22-29	.759	35	86	121	9.3	41	2	25	20	23	5	96	7.4
22	Omar Sherman	13-1	223	17.2	29-65	.446	9-29	.310	8-11	.727	12	32	44	3.4	22	0	6	4	8	2	75	5.8
12	James Palmer	13-0	220	16.9	23-51	.451	11-28	.393	1-5	.200	5	12	17	1.3	11	0	13	16	5	3	58	4.5
00	Ja'Quan Newton	13-0	159	12.2	12-27	.444	0-1	.000	21-31	.677	2	8	10	0.8	11	0	15	10	1	5	45	3.5
05	Davon Reed	5-0	68	13.6	3-11	.273	1-6	.167	5-5	1.000	4	8	12	2.4	9	0	7	4	1	3	12	2.4
02	Joe Thomas	13-12	202	15.5	9-18	.500	0-0	.000	3-12	.250	16	24	40	3.1	12	0	6	5	3	5	21	1.6
11	Mike Fernandez	2-0	4	2.0	1-1	1.000	0-0	.000	0-0	.000	0	0	0	0.0	0	0	0	0	0	0	2	1.0
35	Chris Stowell	2-0	4	2.0	0-1	.000	0-0	.000	0-0	.000	0	0	0	0.0	1	0	1	0	0	0	0	0.0
Team											21	29	50					4				
Total.....		13	2600		318-704	.452	107-283	.378	164-230	.713	131	329	460	35.4	189	3	186	141	50	78	907	69.8
Opponents.....		13	2600		301-751	.401	76-244	.311	98-162	.605	158	299	457	35.2	227	4	146	157	40	72	776	59.7

ACC GAMES (10-8)

##	Player	gp-gs	min	avg	fg-fga	fg%	3fg-fga	3fg%	ft-fa	ft%	off	def	tot	avg	pf	dq	a	to	blk	stl	pts	avg
10	Sheldon McClellan	18-18	616	34.2	85-184	.462	28-80	.350	56-67	.836	11	60	71	3.9	22	0	37	21	5	17	254	14.1
13	Angel Rodriguez	16-15	465	29.1	51-168	.304	17-80	.213	62-81	.765	7	26	33	2.1	54	4	69	37	2	25	181	11.3
23	Tonye Jekiri	18-18	581	32.3	65-128	.508	0-0	.000	39-55	.709	65	131	196	10.9	52	2	13	26	24	14	169	9.4
05	Davon Reed	18-14	517	28.7	57-104	.548	29-55	.527	22-30	.733	12	52	64	3.6	43	1	29	16	6	18	165	9.2
20	Manu Lecomte	18-5	352	19.6	36-85	.424	23-44	.523	26-31	.839	2	17	19	1.1	23	0	29	19	0	10	121	6.7
33	Ivan CruzUceda	14-1	194	13.9	23-62	.371	13-39	.333	10-13	.769	12	31	43	3.1	12	0	3	8	1	5	69	4.9
01	Deandre Burnett	12-3	183	15.3	18-52	.346	7-28	.250	14-19	.737	3	10	13	1.1	15	0	8	12	2	2	57	4.8
22	Omar Sherman	17-8	293	17.2	29-71	.408	14-42	.333	5-9	.556	8	18	26	1.5	28	0	12	8	7	5	77	4.5
00	Ja'Quan Newton	15-2	202	13.5	22-52	.423	2-7	.286	13-23	.565	3	12	15	1.0	15	0	24	17	1	2	59	3.9
12	James Palmer	18-3	201	11.2	22-57	.386	11-30	.367	11-14	.786	5	19	24	1.3	14	0	7	6	2	1	66	3.7
02	Joe Thomas	14-3	92	6.6	5-7	.714	0-0	.000	0-1	.000	9	6	15	1.1	16	0	2	1	0	1	10	0.7
11	Mike Fernandez	2-0	2	1.0	0-1	.000	0-1	.000	0-0	.000	0	0	0	0.0	1	0	0	0	0	0	0	0.0
35	Chris Stowell	2-0	2	1.0	0-0	.000	0-0	.000	0-0	.000	0	0	0	0.0	0	0	0	0	0	0	0	0.0
Team											31	41	72					5				
Total.....		18	3700		413-971	.425	144-406	.355	258-343	.752	168	423	591	32.8	295	7	233	176	50	100	1228	68.2
Opponents.....		18	3701		431-972	.443	118-331	.356	208-310	.671	171	430	601	33.4	306	5	228	201	62	86	1188	66.0

ACC TOURNAMENT (1-1)

##	Player	gp-gs	min	avg	fg-fga	fg%	3fg-fga	3fg%	ft-fa	ft%	off	def	tot	avg	pf	dq	a	to	blk	stl	pts	avg
10	Sheldon McClellan	2-2	77	38.5	9-20	.450	2-9	.222	6-8	.750	1	10	11	5.5	4	0	1	2	1	4	26	13.0
23	Tonye Jekiri	2-2	58	29.0	7-14	.500	0-0	.000	6-8	.750	4	15	19	9.5	9	1	1	1	1	0	20	10.0
13	Angel Rodriguez	2-0	34	17.0	5-11	.455	2-3	.667	8-13	.615	1	1	2	1.0	2	0	2	2	0	3	20	10.0
05	Davon Reed	2-2	66	33.0	5-16	.313	3-6	.500	3-5	.600	4	6	10	5.0	3	0	2	3	1	2	16	8.0
01	Deandre Burnett	2-0	40	20.0	6-15	.400	1-6	.167	3-3	1.000	0	1	1	0.5	4	0	0	0	0	2	16	8.0
33	Ivan CruzUceda	2-0	38	19.0	6-10	.600	2-5	.400	0-0	.000	1	6	7	3.5	3	0	0	1	0	0	14	7.0
20	Manu Lecomte	2-2	39	19.5	0-8	.000	0-3	.000	6-6	1.000	0	2	2	1.0	1	0	6	0	0	0	6	3.0
12	James Palmer	2-2	31	15.5	2-5	.400	0-1	.000	0-0	.000	2	3	5	2.5	1	0	2	3	1	0	4	2.0
22	Omar Sherman	1-0	8	8.0	0-2	.000	0-1	.000	0-0	.000	0	1	1	1.0	0	0	0	0	0	1	0	0.0
00	Ja'Quan Newton	2-0	9	4.5	0-1	.000	0-0	.000	0-0	.000	0	3	3	1.5	1	0	0	4	0	1	0	0.0
Team											3	2	5									
Total.....		2	400		40-102	.392	10-34	.294	32-43	.744	16	50	66	33.0	28	1	14	16	4	13	122	61.0
Opponents.....		2	400		42-95	.442	12-37	.324	23-35	.657	9	48	57	28.5	36	0	23	21	8	9	119	59.5

NATIONAL INVITATION TOURNAMENT (3-0)

#	Player	gp-gs	min	avg	fg-fga	fg%	3fg-fga	3fg%	ft-fa	ft%	off	def	tot	avg	pf	dq	a	to	blk	stl	pts	avg
20	Manu Lecomte	3-2	82	27.3	9-22	.409	3-8	.375	18-19	.947	1	4	5	1.7	8	1	6	6	0	1	39	13.0
10	Sheldon McClellan	3-3	97	32.3	11-25	.440	3-9	.333	8-9	.889	3	7	10	3.3	4	0	4	2	0	0	33	11.0
05	Davon Reed	3-3	96	32.0	5-17	.294	3-8	.375	19-27	.704	4	19	23	7.7	7	0	11	4	0	1	32	10.7
23	Tonye Jekiri	3-3	104	34.7	12-29	.414	1-1	1.000	3-4	.750	13	15	28	9.3	12	0	3	4	3	2	28	9.3
01	Deandre Burnett	3-0	57	19.0	8-22	.364	5-15	.333	7-8	.875	2	5	7	2.3	3	0	1	2	0	3	28	9.3
00	Ja'Quan Newton	2-0	33	16.5	4-12	.333	0-0	.000	4-6	.667	2	4	6	3.0	5	0	4	3	0	0	12	6.0
33	Ivan CruzUceda	3-3	70	23.3	5-14	.357	3-9	.333	4-4	1.000	3	12	15	5.0	1	0	0	4	2	2	17	5.7
13	Angel Rodriguez	1-1	9	9.0	2-3	.667	0-1	.000	0-0	.000	0	1	1	1.0	5	1	1	1	0	1	4	4.0
02	Joe Thomas	2-0	14	7.0	3-4	.750	0-0	.000	1-1	1.000	5	1	6	3.0	0	0	0	0	0	0	7	3.5
22	Omar Sherman	3-0	18	6.0	3-5	.600	1-3	.333	0-0	.000	0	3	3	1.0	2	0	0	0	1	0	7	2.3
12	James Palmer	3-0	20	6.7	1-6	.167	0-1	.000	2-2	1.000	1	2	3	1.0	0	0	3	0	0	0	4	1.3
Team											6	3	9					4				
Total.....		3	600		63-159	.396	19-55	.345	66-80	.825	40	76	116	38.7	47	2	33	30	6	10	211	70.3
Opponents.....		3	600		71-164	.433	19-65	.292	37-54	.685	23	63	86	28.7	58	2	32	22	5	14	198	66.0

NEUTRAL SITE GAMES (4-2)

#	Player	gp-gs	min	avg	fg-fga	fg%	3fg-fga	3fg%	ft-fa	ft%	off	def	tot	avg	pf	dq	a	to	blk	stl	pts	avg
10	Sheldon McClellan	6-6	210	35.0	33-68	.485	6-25	.240	12-15	.800	7	27	34	5.7	12	0	11	11	1	11	84	14.0
13	Angel Rodriguez	6-4	162	27.0	26-60	.433	10-24	.417	20-27	.741	4	13	17	2.8	13	0	24	12	5	14	82	13.7
23	Tonye Jekiri	6-6	192	32.0	22-45	.489	0-0	.000	15-17	.882	19	46	65	10.8	20	1	8	8	9	1	59	9.8
20	Manu Lecomte	6-6	156	26.0	17-41	.415	8-25	.320	6-6	1.000	2	4	6	1.0	4	0	15	2	0	1	48	8.0
33	Ivan CruzUceda	2-0	38	19.0	6-10	.600	2-5	.400	0-0	.000	1	6	7	3.5	3	0	0	1	0	0	14	7.0
01	Deandre Burnett	3-0	58	19.3	7-19	.368	1-8	.125	4-7	.571	2	4	6	2.0	5	0	0	1	0	2	19	6.3
22	Omar Sherman	5-1	87	17.4	13-30	.433	4-15	.267	1-3	.333	5	11	16	3.2	4	0	1	0	1	1	31	6.2
05	Davon Reed	3-2	76	25.3	5-19	.263	3-9	.333	3-5	.600	4	8	12	4.0	6	0	4	3	2	2	16	5.3
12	James Palmer	6-2	97	16.2	12-20	.600	6-10	.600	0-0	.000	4	6	10	1.7	5	0	5	8	2	1	30	5.0
00	Ja'Quan Newton	6-0	70	11.7	5-14	.357	0-0	.000	7-12	.583	1	6	7	1.2	2	0	8	11	0	5	17	2.8
02	Joe Thomas	4-3	54	13.5	3-6	.500	0-0	.000	0-2	.000	3	7	10	2.5	5	0	3	0	0	1	6	1.5
Team											9	7	16									
Total.....		6	1200		149-332	.449	40-121	.331	68-94	.723	61	145	206	34.3	79	1	79	57	20	39	406	67.7
Opponents.....		6	1200		131-314	.417	35-102	.343	53-80	.663	51	133	184	30.7	91	0	69	72	26	28	350	58.3

MIAMI VS. RANKED TEAMS UNDER COACH L

[] Miami rank () Opponent rank AP/USA TODAY

2011-12

12/06/11	Memphis (21/20)	L	71-54
01/07/12	at Virginia * (21/23)	L	52-51
01/10/12	at North Carolina * (3/3)	L	73-56
02/05/12	[RV/-] at Duke * (7/5)	W (OT)	78-74
02/11/12	at Florida State * (15/17)	L	64-59
02/15/12	North Carolina * (8/7)	L	73-64
02/26/12	Florida State * (15/16)	W	78-62
03/09/12	vs. Florida State (17/17)	L	82-71

2012-13

11/28/12	Michigan State (13/14)	W	67-59
12/23/12	vs. Arizona (4/5)	L	69-50
1/23/13	[25/RV] Duke * (1/1)	W	90-63
2/2/13	[14/15] at NC State * (19/19)	W	79-78
3/2/13	[5/7] at Duke * (3/3)	L	79-76
3/28/13	[5/4] vs. Marquette (15/16)	L	71-61

2013-14

11/04/14	at Syracuse * (2/2)	L	49-44
01/22/14	Duke * (18/18)	L	67-46
01/25/14	Syracuse * (2/2)	L	49-44
02/05/14	Pittsburgh * (25/22)	L (OT)	59-55
2/26/14	at Virginia * (12/11)	L	65-40

2014-15

11/17/14	[RV] at Florida (8/7)	W	69-67
12/2/14	[15] Illinois ! (24/25)	W	70-61
1/3/15	Virginia * (3/3)	L (2OT)	80-89
1/13/15	at Duke * (4/4)	W	90-74
1/17/15	at Notre Dame * (12/12)	L	70-75
2/3/15	Louisville * (9/8)	L	55-63
2/21/15	at Louisville (12/12)	L	53-55
2/28/15	North Carolina (15/18)	L	64-73
3/12/15	Notre Dame (11/9)	L	63-70

OVERTIME GAMES (37-44)

Date	Opponent	W/L	Score	2/6/89	South Florida	W (2OT)	106-104	1/29/06	at Florida State	W (OT)	84-78
12/29/48	Princeton	L (2OT)	55-62	1/1/90	at George Mason	W (OT)	101-91	2/8/06	NC State	L (2OT)	77-86
1/12/51	Tampa	L (OT)	75-77	1/18/90	Florida State	W (2OT)	101-97	2/28/07	at Clemson	L (OT)	70-74
2/6/51	La Salle	W (OT)	77-75	12/19/90	at SMU	L (2OT)	88-93	3/3/07	Florida State	L (OT)	90-98
2/13/54	at Fla Southern	W (2OT)	77-70	12/27/90	vs. Miami (Ohio)	L (2OT)	99-101	3/9/07	vs. Boston College	L (OT)	71-74
12/30/58	Miami (Ohio)	L (OT)	87-89	2/11/91	Memphis State	L (OT)	82-83	1/19/08	at NC State	L (OT)	77-79
1/2/60	South Carolina	W (OT)	107-106	3/4/92	Seton Hall	L (OT)	82-90	3/8/08	at Florida State	L (OT)	72-75
1/13/60	at Jacksonville	W (OT)	78-70	2/25/95	at Boston College	W (OT)	77-71	1/25/09	Virginia Tech	L (OT)	83-88
1/4/61	Miami (Ohio)	W (2OT)	102-100	2/28/95	Pittsburgh	W (OT)	76-68	1/27/09	at NC State	L (OT)	81-84
1/13/61	at Jacksonville	W (OT)	93-84	12/23/95	Clemson	L (OT)	52-66	2/7/09	at Duke	L (OT)	75-78
1/6/62	Oklahoma City	L (OT)	113-118	2/20/96	at St. John's	W (2OT)	96-91	Coach L arrives			
11/30/62	Florida	W (OT)	91-87	1/18/97	Georgetown	W (OT)	68-65	2/5/11	vs. Virginia	W (OT)	70-68
1/12/62	at Florida State	L (OT)	74-77	3/5/97	vs. St. John's	W (OT)	76-68	3/10/11	vs. Virginia	W (OT)	69-62
12/14/63	at Nevada	W (OT)	81-78	1/20/99	Connecticut	L (OT)	68-70	11/25/11	at Ole Miss	L (OT)	61-64
12/28/63	vs. Syracuse	L (OT)	85-86	3/25/00	St. John's	W (OT)	74-70	12/17/11	vs. FAU	W (2OT)	93-90
2/15/64	at Loyola (N.O.)	W (OT)	97-90	1/15/02	Pittsburgh	W (OT)	76-69	2/1/12	Maryland	W (2OT)	90-86
12/28/65	Louisville	L (OT)	84-85	1/19/02	Providence	W (2OT)	102-96	5/5/12	at Duke	W (OT)	78-74
2/1/69	Morehead State	W (OT)	92-91	3/7/02	vs. Georgetown	W (OT)	84-76	12/25/12	vs. Indiana State	L (OT)	55-57
3/1/69	Florida State	L (OT)	86-89	12/3/02	at Florida Atlantic	L (OT)	73-74	11/08/13	St. Francis NY	L (OT)	62-66
2/13/70	at Pepperdine	L (OT)	90-93	12/21/02	vs. Florida	L (2OT)	93-94	11/11/13	Georgia Southern	W (OT)	81-80
2/19/71	vs. Oklahoma City	L (OT)	91-94	1/4/03	North Carolina	W (OT)	64-61	11/28/13	vs. George Washington	L (OT)	63-71
1/29/71	at Fla Southern	L (OT)	95-96	1/11/03	at Connecticut	L (OT)	80-83	12/08/13	Virginia Tech	L (OT)	60-61
1/18/86	Arizona	L (OT)	74-81	2/8/03	Villanova	L (OT)	67-72	02/05/14	Pittsburgh	L (OT)	55-59
12/29/86	vs. Yale	W (OT)	78-75	1/10/04	Pittsburgh	L (OT)	80-84	1/3/15	Virginia	L (2OT)	80-89
1/24/87	Marquette	W (OT)	91-89	1/31/04	Georgetown	L (OT)	80-87	2/15/15	at Boston College	W (2OT)	89-86
1/31/87	at San Diego St	W (OT)	83-82	2/4/04	at Rutgers	L (OT)	70-72				
2/1/88	vs. Marist	W (OT)	79-76	2/11/04	Boston College	L (OT)	72-74				
2/4/88	Monmouth	L (OT)	62-64	11/27/04	vs. Xavier	L (OT)	70-83				
1/3/89	at Rutgers	W (OT)	99-94	2/6/05	Maryland	W (OT)	75-73				



HEAD COACH JIM LARRAÑAGA

Fourth Season | Providence, 1971

Hometown: The Bronx, N.Y. | Head Coach: American International, 1977-79 | Bowling Green, 1986-97 | George Mason, 1997-2011 | Miami, 2011-present

LARRAÑAGA'S CAREER

Head Coach

2011-pres. Miami
1997-2011 George Mason
1986-97 Bowling Green
1977-79 American International

Assistant

1979-86 Virginia
1971-76 Davidson

Player / Coach

1977 Geronimo Basketball Club (Belgium)

EDUCATION

Providence College, 1971, B.A. Economics
Archbishop Malloy High School, 1967

NCAA APPEARANCES

1999 - George Mason
2001 - George Mason
2006 - George Mason (Final Four)
2008 - George Mason
2011 - George Mason
2013 - Miami (Sweet 16)

NIT APPEARANCES

1990 - Bowling Green
1991 - Bowling Green
1997 - Bowling Green
2002 - George Mason
2004 - George Mason
2009 - George Mason
2012 - Miami

PLAYING CAREER

Geronimo Basketball Club (Belgium) 1976-77
Providence College, 1967-71
Archbishop Molloy, 1963-67

MISCELLANEOUS

AP, Naismith, Henry Iba Coach of the Year, 2013
ACC Coach of the Year, 2013
Clair Bee Coach of the Year, 2006
CAA Coach of the Year, 2011, 1999

PERSONAL

Born: Oct. 2, 1949 Hometown: The Bronx, N.Y.
Wife: Liz Sons: Jay and Jon

Jim Larrañaga was named the 12th head coach of the University of Miami men's basketball program on April 22, 2011.

After leading UM to the 2013 NCAA Sweet 16, and winning the school's first ACC regular season and tournament championships, Larrañaga was honored as the, Naismith, USBWA Henry Iba and ACC Coach of the Year. The Bronx native helped Miami to a No. 2 national ranking by both the and USA TODAY, and a No. 2 seed in the NCAA tournament. He is the 10th coach in the last 10 years to lead two top-10 programs, as Miami was No. 2 on Feb. 18, 2013, and George Mason was No. 8 in the final Top 25 poll in 2006.

Larrañaga directed the Canes to a 27-point win over No. 1 Duke and three other 20+ point wins over ACC opponents that season, including North Carolina (+26), Florida State (+24) and Boston College (+22). UM's 29 overall and 15 ACC wins in 2012-13 were program-bests, as was the 14-game winning streak and 13-0 start in conference play. Other program firsts include defeating all three teams in the North Carolina Triangle in the same season, beating a trio of teams in the Top 20 since joining the ACC and hosting five home sellouts at the BankUnited Center.

Individually, Coach L saw Shane Larkin earn the ACC Player of the Year and Lute Olson National Player of the Year awards, as well as All-American status and finalist nods for the Bob Cousy, John Wooden and James Naismith player of the year honors before declaring early for the 2013 NBA Draft. Larkin was also the ACC Tournament MVP, on the All-ACC Defensive team and a defensive All-American. Durand Scott was the ACC Defensive Player of the Year, three players — Larkin, Scott and Kenny Kadji — were listed on all-conference teams and four were on the ACC All-Tournament Team — Larkin, Scott, Julian Gamble and Trey McKinney Jones. All six seniors on the Sweet 16 team earned academic degrees from the University of Miami and one player was listed on the All-ACC Academic Team.

Larrañaga came to Miami after serving as the head coach at George Mason for 14 seasons. He guided that program to five NCAA Tournament appearances (1999, 2001, 2006, 2008, 2011) - including an unprecedented run to the 2006 Final Four that captured the nation's attention, defeating Michigan State, North Carolina, Wichita State and UConn along the way. Following that run, he was selected the 2006 Clair Bee Coach of the Year. Larrañaga built the GMU Patriots' program into a perennial contender in the highly-regarded Colonial Athletic Association, winning more games (273) than any other coach in program and conference history en route to three conference titles

LARRAÑAGA'S CAREER RECORDS

School	Years	Overall	Conference
American International	1977-1979	27-26	none
Bowling Green	1986-1997	170-144	101-85
George Mason	1997-2011	273-164	165-79
Miami	2011-pres.	90-48	41-29
Overall	31	560-382	307-193

COACH JIM LARRAÑAGA AT A GLANCE

2013 Coach of the Year	2013 Naismith Coach of the Year
2006 Clair Bee Coach of the Year	2013 Henry Iba Coach of the Year
2013 ACC Coach of the Year	2013 Adolph Rupp Cup Coach of the Year
2013 NABC All-District II Coach	2013 USBWA District IV Coach of the Year
2001 & 1999 CAA Coach of the Year	Six NCAA tournament appearances
1999 CAA Coach of the Year	2013, 2011, 2008, 2006, 2001, 1999
1997 MAC Coach of the Year	Seven postseason NIT appearances
Eight 20-win seasons	2012, '09, '04, '02, '97, '91, '90

Coached Shane Larkin - ACC Player of the Year, ACC Tournament MVP, USBWA All-District, Sporting News All-American, finalist for Cousy, Naismith & Wooden awards, All-ACC First Team and All-ACC Defensive Team

Coached Durand Scott - ACC Defensive Player of the Year, ACC Tournament First Team, All-ACC Third Team

Coached George Evans, who was a three-time CAA Player of the Year, the CAA Rookie of the Year, a three-time CAA Defensive Player of the Year and on the CAA All-Defensive Team three times.

Nine All-Atlantic Coast Conference selections

Four ACC All-Tournament team selections

Four coaches and three media ACC All-Defensive Team selections

28 All-Colonial Athletic Conference selections

Three All-America players

Nine CAA All-Defensive Team selections

Eight CAA All-Rookie Team selections

Three Dean Ehlers Award winners - given to the CAA player who best meets the criteria of academic achievement, leadership and community service.

12 All-MAC Conference selections

Coached Antonio Daniels - MAC Player of the Year and MAC Freshman of the Year

Two MAC Freshman of the Year selections

Four MAC All-Freshman Team selections

LARRAÑAGA YEAR-BY-YEAR

Year	School	Overall W-L	Conference W-L	Finish	Post-Season
1977-78	American International	14-13			
1978-79	American International	13-13			
1986-87	Bowling Green	15-14	10-6	3	
1987-88	Bowling Green	12-16	7-9	t-5	
1988-89	Bowling Green	13-15	6-10	t-6	
1989-90	Bowling Green	18-11	9-7	t-3	NIT 0-1
1990-91	Bowling Green	17-13	9-7	t-4	NIT 0-1
1991-92	Bowling Green	14-15	8-8	5	
1992-93	Bowling Green	11-16	8-10	t-6	
1993-94	Bowling Green	18-10	12-6	t-2	
1994-95	Bowling Green	16-11	10-8	t-5	
1995-96	Bowling Green	14-13	9-9	t-6	
1996-97	Bowling Green	22-10	13-5	t-1	NIT 0-1
1997-98	George Mason	9-18	6-10	6	
1998-99	George Mason	19-11	13-3	1	NCAA 0-1
1999-00	George Mason	19-11	12-4	t-1	
2000-01	George Mason	18-12	11-5	3	NCAA 0-1
2001-02	George Mason	19-10	13-5	2	NIT 0-1
2002-03	George Mason	16-12	11-7	4	
2003-04	George Mason	23-10	12-6	3	NIT 2-1
2004-05	George Mason	16-13	10-8	6	
2005-06	George Mason	27-8	15-3	t-1	NCAA 4-1
2006-07	George Mason	18-15	9-9	5	
2007-08	George Mason	23-11	12-6	2	NCAA 0-1
2008-09	George Mason	22-11	13-5	2	NIT 0-1
2009-10	George Mason	17-15	12-6	4	CIT 0-1
2010-11	George Mason	27-7	16-2	1	NCAA 1-1
2011-12	Miami	20-13	9-7	t-4	NIT 1-1
2012-13	Miami	29-7	15-3	1	NCAA 2-1
2013-14	Miami	17-16	7-11	10	
2014-15	Miami	24-12	10-8	6	NIT 3-0
Overall		560-382	307-193		13-14

(1999, 2001, 2008). A two-time CAA Coach of the Year honoree, Larrañaga earned the accolade in 2011, leading the Patriots to a 27-7 overall record and 16-2 conference mark en route to the CAA regular-season title and their fifth NCAA Tournament appearance under his leadership. Seeded a program-best eighth in the NCAA Tournament, George Mason rallied from a double-digit deficit to defeat ninth-seeded Villanova, 61-57, before falling to overall No. 1 seed Ohio State in the third round. In 2006, Larrañaga became the first coach at a mid-major school to take his team to the Final Four in 27 years and earned an at-large berth for a CAA team for the first time in 20 years. Along the way, he led Miami to a school record in wins, the school's first national ranking, George Mason's first appearance in the Top 10 and the school's first wins over Top 10 teams.

With 29 years of head coaching experience, the native of The Bronx, N.Y., previously served as the head coach at Bowling Green for 11 seasons (1986-1997) and at Division II American International for two seasons (1977-79). His first coaching opportunity came at Davidson College, where he served as an assistant coach to Terry Holland. Davidson captured three Southern Conference regular-season championships and an NIT berth in his five years there, and he compiled a 47-12 record doubling as the freshman team coach. In 1976, he left Davidson and spent one season as player-coach for the Geronimo Basketball Club in Belgium. A 1971 graduate of Providence College with a degree in economics, Larrañaga was a four-year letterman for the Friars. As the team captain in his senior season, he led Providence to a 20-8 record and an NIT appearance. He graduated as the school's fifth all-time leading scorer with 1,258 points and was selected in the sixth round of the draft by the Detroit Pistons of the National Basketball Association. He was the team's top scorer as a sophomore and junior and was named New England's Division I Sophomore of the Year in 1969. He was inducted into the Providence College Hall of Fame in 1991.

Larrañaga, 65, and his wife, Liz, have two sons - Jay, who played for his father at Bowling Green and is an assistant coach with the Boston Celtics, and Jon, who was a member of his father's George Mason teams from 1999-2003 - and four grandchildren.

RECAPPING MIAMI AT DUKE, JAN. 13, 2015

* With Miami's 16-point win at Cameron on Jan. 13, UM ended Duke's 41-game home winning streak, the longest active streak in Division I. The last team to defeat Duke at home was North Carolina on March 3, 2012, with an 18-point victory.

* Miami also snapped Duke's 19-game ACC home game winning streak.

* According to the Associated Press, Duke's loss to unranked Miami marked just the seventh home loss the Blue Devils have sustained in the last 242 games against unranked teams.

* Miami's 90 points scored against Duke are the most points scored by an unranked opponent in a regulation win in Cameron Indoor Stadium since NC State's 96 points on Feb. 23, 1983.

* Miami has dealt Duke its last two regular-season losses by 16-or-more points: 27 (90-63) on Jan. 23, 2013 at Miami, and 16 (90-74) on Jan. 13, 2015 at Duke.

* In a span of six days, Miami's men's and women's basketball teams both beat teams ranked No. 4 in the country with the men defeating Duke by 16 points, and the women taking down Notre Dame by 15 points. Miami and North Carolina are the only schools in the country with wins over top five teams in men's and women's basketball this season. Miami is the only one with wins over a top four team in both.

With back-to-back wins over Duke by NC State and Miami ...

* Duke was beaten in back-to-back regular season games for the first time since 2009 (Feb. 11, 101-87 to UNC; Feb. 15, 80-74 to Boston College).

* Duke was defeated in back-to-back games by 12+ for the first time since 1995-96 (March 8, 82-69 to Maryland; March 14, 75-40 to Eastern Michigan).

* Coach K lost consecutive conference games by 12+ for the first time since 1982-83. That same season, Duke lost its last two games by 12+ points, including a 43-point loss in the ACC Tournament to No. 2 Virginia, where Coach Jim Larrañaga was an assistant coach.

Miami's 16-point win over Duke ...

* is the most lopsided loss an unranked visitor has handed to a ranked Duke team in the ACC era.

* is the third time in the past 25 years Duke has lost a home game by more than 16 points. The other two were 88-70 vs. UNC on March 3, 2012 and 77-60 vs. NC State on Jan. 18, 1995.

* is the Blue Devils' worst defeat since the 18-point loss to Louisville on March 31, 2013 in the NCAA Tournament.

* is the fifth-largest home margin of defeat of Coach K's Duke career. In 526 home games, his worst home losses are: 24 to D. Smith ('83), 20 to D. Smith ('89), 18 to R. Williams ('12), 17 to Valvano ('83), 16 to Larrañaga ('15).

Since Coach L's arrival at Miami in 2011-12 ...

* Miami beat Duke three times.

* Duke has five losses by 16-plus - two of them are to Miami.

* Duke is 1-4 when allowing its opponent to score 90 points. Miami has two of those victories: 27 (90-63) on Jan. 23, 2013 at Miami, and 16 (90-74) on Jan. 13, 2015 at Duke. Syracuse and Kansas also won by scoring 90 points, both in 2013-14.

* In Miami's eight wins over ranked teams, the Canes have outscored their opponents by 10.4 points per game (621-538).

Since 2009-10 (Duke's last national championship year) ...

* Miami is the only team to win at Cameron Indoor Stadium twice.

* Duke has lost four home games - half of them are to Miami.

* Duke has three ACC losses by 16-plus points - two of them are to Miami.

With wins over No. 6/7 Florida and No. 4 Duke ...

* Miami has defeated a pair of Top 8 teams in the same season, both on the road.

* Miami has won two true road games against ranked opponents for the first time since 1998-99, when the Canes downed No. 9/10 St. John's 73-70, No. 18/17 Syracuse 76-63 and No. 2 Connecticut 73-71, all on their home courts.

Team Notes

* Miami's win over Duke marked its second win on the road over a Top 10 opponent. Earlier this season, Miami defeated then No. 8/7 Florida.

* The Hurricanes' win over No. 4 Duke is the highest ranked opponent Miami has defeated on the road since its 73-71 win over No. 2 Connecticut.

* Since the arrival of Jim Larrañaga at Miami, the Hurricanes have posted a 3-2 mark against Duke, earning three of UM's five all-time wins against the Blue Devils.

* Miami has outscored Duke 380-357 in those five games. The Canes have made 46.1 percent (135-293) of their shots while the Blue Devils have hit only 40.4 percent (127-314). From distance, Miami is 34-93 (36.6%) and Duke is 38-123 (30.9%). The Canes have out-rebounded Duke 196-194 and scored more points in the paint (164-152).

5 games	Points	FG%	3FG%	Reb	Points in Paint
Miami	380	46.1 (135-293)	36.6 (34-93)	196	164
Duke	357	40.4 (127-314)	30.9 (38-123)	194	152

* In the three games played at Cameron Indoor Stadium, Miami has outscored Duke 244-227. Unranked Miami defeated the No. 7/5 Blue Devils 78-74 in overtime in 2012, fell 79-76 to No. 3/3 Duke in 2013, when Miami was ranked No. 6/7, and defeated No. 4 Duke 90-74 in 2015. In those three games, there were 28 lead changes and 23 times the score was tied.

* Miami's 90 points against Duke were a season high. The Hurricanes' 56 second-half points were the most points Miami has scored in one half of play all year.

* Miami's matchup with Duke marked the Canes' third Top 10 opponent it has faced this season (No. 7 Florida, No. 3 Virginia and No. 4 Duke).

* With the win, Miami improved to 4-7 in ACC road openers since joining the league in 2004-05. They also hold a 3-5 mark against ranked teams in ACC road openers.

* Miami led by as many as 20 points with 1:09 remaining in the game.

* The Hurricanes outrebounded the Blue Devils by a 41-31 count and held a 51.8-43.9 shooting advantage.

* Miami scored 90 points for the fifth time in Coach L's UM career, and the third time in ACC play.

* The Canes shot 51.8 percent from the field and 50.0 percent (10-20) from three in the game, the sixth time this season Miami has hit more than 50 percent of its shots.

* UM scored 56 points (66.7 FG%) in the second half against the Blue Devils, a team that only allows opponents 64.8 points per game, on average.

Player Notes

* Angel Rodriguez scored a game-high 24 points on 8-of-15 shooting. He fell just one point shy of his career-best point total of 25 points, which he set earlier this year against Virginia.

* Rodriguez scored in double figures for the 13th time this season and the fifth-consecutive game.

* Rodriguez also scored 20-or-more points for the third time this season.

* Manu Lecomte finished with a career-high 23 points on 5-of-10 shooting from the field.

* Lecomte finished in double figures for the ninth time this season.

* Sheldon McClellan also scored in double figures as he finished with 14 points.

* Tonye Jekiri finished the game with a team-high 10 rebounds.

MIAMI HIGHS		OPPONENT HIGHS		MIAMI LOWS		OPPONENT LOWS	
Points	90, at Duke, 1/13	Points	89, Virginia, 1/3	Points	44, vs. Eastern Kentucky, 12/19	Points	39, Savannah State, 12/8
Points/Half	56 (2nd), at Duke, 1/13	Points/Half	54 (2nd), South Alabama, 11/28	Points/Half	18 (2nd), at FSU 2/1, (1st) at Richmond, 3/24	Points/Half	12 (1st), Charleston, 12/30
Field Goals Made	32, vs. Akron, 11/21	Field Goals Made	32, South Alabama, 11/28	Field Goals Made	12, vs. Eastern Kentucky, 12/19	Field Goals Made	15, Savannah State, 12/8
Field Goal Att.	68, vs. Virginia, 1/3	Field Goal Att.	79, South Alabama, 11/28	Field Goal Att.	41 (2x) last vs. Eastern Kentucky, 12/19	Field Goal Att.	41, at Florida State, 2/1
Field Goal Pct.	59.3, vs. Akron, 11/21	Field Goal Pct.	56.8, Georgia Tech, 1/28	Field Goal Pct.	29.3, vs. Eastern Kentucky, 12/19	Field Goal Pct.	28.6, Howard, 11/14
3-Point FG Made	15, at Virginia Tech, 3/7	3-Point FG Made	14, Eastern Kentucky, 12/19	3-Point FG Made	2, at Richmond, 3/24	3-Point FG Made	2 (3x) last Georgia Tech, 1/28
3-Point FG Att.	30, vs. Illinois, 12/2	3-Point FG Att.	30, Illinois, 12/2	3-Point FG Att.	12, at Pittsburgh, 3/4	3-Point FG Att.	9, at Florida State, 2/1
Free Throws Made	31, vs. Florida State, 2/25	Free Throws Made	27, Virginia, 1/3	Free Throws Made	5 (3x) last at Louisville, 2/21	Free Throws Made	0, Clemson, 2/8
Free Throw Att.	38, vs. Florida State, 2/25	Free Throw Att.	39, Virginia, 1/3	Free Throw Att.	6, vs. Drexel, 11/20	Free Throw Att.	4 (2x) last NC State, 1/22
Rebounds	47, at Richmond, 3/24	Rebounds	46, Green Bay, 12/6	Rebounds	22, at Florida State, 2/1	Rebounds	21, NC Central, 3/17
Assists	21 (2x) last vs. Virginia Tech, 2/18	Assists	19 (2x) last Boston College, 2/16	Assists	5 (2x) last at Richmond, 3/24	Assists	5, Howard, 11/14
Steals	12 (3x) last at Duke, 1/13	Steals	10, Howard, 11/14	Steals	2 (2x), last vs. NC Central, 3/18	Steals	0, Virginia Tech, 3/7
Blocks	8, vs. South Alabama, 11/28	Blocks	8, at Louisville, 2/21	Blocks	0 (4x) last at Richmond, 3/24	Blocks	0 (3x) last NC State, 3/17
Turnovers	14, vs. Eastern Kentucky, 12/19	Turnovers	19 (2x) last Savannah State, 12/8	Turnovers	5 (2x) last vs. Boston College, 1/10	Turnovers	6 (3x) last Alabama, 3/21
Bench Points	34 (2x) last vs. Notre Dame, 3/12	Bench Points	36, Virginia Tech, 3/7	Bench Points	5, vs. Florida State, 2/25	Bench Points	0, Louisville, 2/3
Victory Margin	35, vs. Howard, 11/14	Victory Margin	28, Eastern Kentucky, 12/19	Victory Margin	2 (2x) last at Richmond, 3/24	Victory Margin	1, at Florida State, 2/1
		MIAMI INDIVIDUAL HIGHS		OPPONENT INDIVIDUAL HIGHS			
		Points 31, Sheldon McClellan, at Charlotte, 11/25		Points 35, Xavier Rathan-Mayes, vs. Florida State, 2/25			
		Field Goals Made 11, Sheldon McClellan, at Charlotte, 11/25		Field Goals Made 13, Olivier Hanlan, at Boston College, 2/16			
		Field Goal Attempts 22, Angel Rodriguez, vs. Virginia, 1/3		Field Goal Attempts 26, Olivier Hanlan, at Boston College, 2/16			
		3-Point FG Made 5 (5x) last James Palmer and Manu Lecomte at VI, 3/7		3-Point FG Made 6 (2x), last Xavier Rathan-Mayes, vs. Florida State, 2/25			
		3-Point FG Attempts 10 (2x) last Deandre Burnett, vs. Illinois, 12/2		3-Point FG Attempts 12, Olivier Hanlan, at Boston College, 2/16			
		Free Throws Made 10 (3x) last Manu Lecomte, vs. NC Central, 3/17		Free Throws Made 11, London Perrantes, Virginia, 1/3			
		Free Throw Attempts 14, Davon Reed, vs. Alabama, 3/21		Free Throw Attempts 12, London Perrantes, Virginia, 1/3			
		Rebounds 17, Tonye Jekiri, vs. Clemson, 2/8		Rebounds 15, Jahlil Okafor, at Duke, 1/13			
		Assists 9, Angel Rodriguez, vs. Akron, 11/21		Assists 13, Kris Dunn, Providence, 12/22			
		Blocks 5 (2x), Tonye Jekiri, last vs. Clemson, 2/8		Blocks 5, Carson Desrosiers, Providence, 12/22			

THE LAST TIME ...

Player Scored 30 Points
Miami Sheldon McClellan (31), at Charlotte, 11/25/14
Opponent Xavier Rathan-Mayes (35) Florida State, 2/25/15

Player Scored 35 Points
Miami Jack McClinton (35) vs. North Carolina, 3/15/09
Opponent Xavier Rathan-Mayes (35) Florida State, 2/25/15

Player Scored 40 Points
Miami Darius Rice (43) vs. Connecticut, 1/20/03
Opponent Sean Singletary (41), Virginia, 3/1/08

Two Players Scored 20 Points
Miami Angel Rodriguez (24), Manu Lecomte (23), at Duke, 1/13/15
Opponent T.J. Warren (24), Ralston Turner (22), NC State, 3/13/14

Three Players Scored 20 Points
Miami Dwayne Collins (23), Brian Asbury (21), Jack McClinton (20) vs. Virginia Tech, 1/25/09
Opponent Travis Mays (40), Alvin Heggis (22), Lance Blanks (21), Texas, 2/22/89

Five Players Scored in Double Figures
Miami Sheldon McClellan (24), Davon Reed (19), Deandre Burnett (13)
Tonye Jekiri (12), Manu Lecomte (10) at Boston College, 2/16/15
Opponent Steve Vasturia (16), Pat Connaughton (14), Jerian Grant (13),
Demetrius Jackson (12), Zach Auguste (11) vs. Notre Dame, 3/12/15

Six Players Scored in Double Figures
Miami James Kelly (17), Donnavan Kirk (15), Rion Brown (13), Manu Lecomte (12),
Davon Reed (11), Garrius Adams (10) vs. Texas Southern, 11/14/13

Player Grabbed 15 Rebounds
Miami Tonye Jekiri (15) at Louisville, 2/21/15
Opponent Jahlil Okafor (15), at Duke, 1/13/15

Two Players Grabbed 10 Rebounds
Miami Tonye Jekiri (10), Sheldon McClellan (10), vs. NC State, 1/22/15
Opponent Brice Johnson (11) & J.P. Tokoto (10), North Carolina, 3/2/15

Three Players Grabbed 10 Rebounds
Miami Mark Richardson (11), Eric Brown (10), Joe Wylie (10) vs. FIU, 3/6/89
Opponent Matt Harpring (12), Dion Glover (10), Michael Maddox (10), Georgia Tech, 12/2/7/97

Player Had 10 Assists
Miami Durand Scott (10) vs. North Carolina Central, 11/14/09
Opponent Kris Dunn (13), Providence, 12/22/14

Player Had 10 Blocks
Miami Anthony King (10) vs. Florida Atlantic, 11/29/04
Opponent Jarvis Varnado (10), Mississippi State, 12/13/07

Player Had a Double-Double		Player Had a Triple-Double		Two Players Had Double-Doubles		Team Scored 100 Points		Team Scored 50 Points in a Half		Team Shot 50 Percent in Both Halves		Team Shot 60 Percent in a Half		Team Shot 70 Percent in a Half		Team Shot 60 Percent in a Game		Team Shot Less Than 30 Percent in a Game	
Miami	Davon Reed (10 pts, 12 rebs), at Richmond, 3/24/15	Miami	Anthony King (11 pts, 10 reb, 13 blks) vs. Florida Atlantic, 11/29/04	Miami	Reggie Johnson (22 pts, 11 rebs) & Kenny Kadji (12 pts, 12 rebs), vs. Stetson, 11/9/12	Miami	108 vs. Nova Southeastern, 11/16/09	Miami	52, (2nd half) vs. Florida State, 2/25/15	Miami	.583 (14-24) / .600 (18-30) vs. Akron, 11/21/14	Miami	.667 (18-27), second half, at Duke, 1/13/15	Miami	.739 (17-23), first half, at Florida State, 2/13/13	Miami	.638 (30-47), at Florida State, 2/13/13	Miami	.293 (12-41), vs. Eastern Kentucky, 12/19/14
Opponent	Montrezl Harrell (21 pts, 14 rebs), Louisville, 2/21/15	Opponent	Brendan Haywood (18 pts, 14 reb, 10 blks), North Carolina, 12/4/00	Opponent	Brice Johnson (22 pts, 11 rebs) & J.P. Tokoto (10 pts, 10 rebs), North Carolina, 2/28/15	Opponent	105, North Carolina, 1/31/07	Opponent	52, (2nd half) Florida State, 2/25/15	Opponent	.563 (9-16) / .520 (13-25) at Florida State, 2/1/15	Opponent	.625 (15-24), first half, Notre Dame, 3/12/15	Opponent	.622 (23-37), Clemson, 12/21/08	Opponent	.622 (23-37), Clemson, 12/21/08	Opponent	.296 (16-54), Charleston, 12/30/14

THE LAST TIME A MIAMI FRESHMAN ...

Scored 26+ Points:	Durand Scott, 29, vs. North Carolina, 3/02/10
Scored 20-25 Points:	Deandre Burnett, 21, vs. Green Bay, 12/6/14
Perfect from Field (5+ att):	Reggie Johnson (RS), 8-of-8, vs. Wake Forest, 3/11/10
Perfect from 3-Point Line:	James Palmer, 5-of-5, at Virginia Tech, 3/7/15
10+ Rebounds:	Reggie Johnson (RS), 12, vs. Virginia Tech, 03/12/10
10+ Assists:	Durand Scott, 10, vs. North Carolina Central, 11/14/09
5-9 Assists:	Ja'Quan Newton, 5, at Notre Dame, 1/17/15
5+ Steals:	Shane Larkin, 6, vs. North Carolina, 01/10/12
4+ Blocks:	Raphael Akpejori, 4, McNeese State, 11/24/10
Double-Double:	Julian Gamble (RS), 13 points, 13 rebounds, North Florida, 12/31/08

Miami 74, Eckerd 58
11-06-14Exhibition
BankUnited Center

Eckerd Player	tot-fg	3-pt	fg	fga	fga	fta	fta	of	de	tot	pf	tp	a	to	b	s	min
23 STEVENSON, Jerick	f	6	13	2	6	5	9	0	3	3	4	19	0	3	0	0	31
40 DARNELL, Ray	f	3	8	0	0	0	0	6	4	10	1	6	2	3	0	0	30
50 YOUNG, Trevon	c	2	10	0	0	3	4	0	4	4	3	7	0	1	1	1	25
11 MOODY, E.J.	g	0	5	0	4	2	4	1	1	2	1	2	4	1	0	1	33
12 ROBERTS, Kendall	g	0	2	0	1	0	0	0	3	3	4	0	0	0	0	1	21
10 PHILLIPS, Shane	1	2	0	1	0	0	0	0	0	0	0	3	2	0	2	0	6
15 BENEDICT, Matt	4	5	3	3	1	2	0	1	1	1	1	12	1	0	0	0	19
20 INGRAM, Keshawn	0	1	0	1	0	0	0	0	0	0	0	1	0	0	1	0	4
21 WALSH, Kevin	2	2	2	2	0	0	0	0	0	0	0	6	0	1	0	0	9
24 CARTER, Altavious	1	3	0	1	0	0	0	1	1	2	1	2	1	0	0	1	11
32 COBB, Brian	1	1	0	0	0	0	0	3	0	3	2	2	1	1	0	0	11
TEAM								3	2	5							
Totals			20	52	7	19	1119	14	19	33	22	58	9	13	1	4	200

TOTAL FG% 1st Half: 12-27 44.4% 2nd Half: 8-25 32.0% Game: 38.5%
 3-Pt. FG% 1st Half: 4-9 44.0% 2nd Half: 3-10 30.0% Game: 36.8%
 F Throw % 1st Half: 2-5 40.0% 2nd Half: 3-10 30.0% Game: 57.9%

Miami Player	tot-fg	3-pt	fg	fga	fga	fta	fta	of	de	tot	pf	tp	a	to	b	s	min
22 Omar Sherman	f	3	8	1	5	3	4	3	1	4	4	10	1	1	3	0	26
02 Joe Thomas	g	1	1	0	0	0	2	1	4	5	4	2	1	0	1	0	20
10 Sheldon McClellan	g	7	10	3	5	7	10	1	2	3	1	24	3	3	0	0	33
13 Angel Rodriguez	g	2	6	0	3	7	9	0	3	3	3	11	6	2	0	5	30
20 Manu Lecomte	g	2	3	1	2	0	0	0	1	1	1	5	3	0	0	0	19
00 Ja'Quan Newton	2	4	0	0	0	0	0	1	0	1	2	4	1	1	0	0	15
01 Deandre Burnett	2	5	2	3	2	4	0	3	3	3	1	8	0	1	0	0	16
12 James Palmer	0	2	0	1	0	0	0	1	1	0	0	1	0	0	1	0	17
33 Ivan Cruz Uceda	4	6	0	1	2	2	6	8	1	10	0	1	0	1	0	1	24
TEAM								1	2	3							
Totals			23	45	7	20	2131	9	23	32	17	74	16	9	4	7	200

TOTAL FG% 1st Half: 10-24 41.7% 2nd Half: 13-21 61.9% Game: 51.1%
 3-Pt. FG% 1st Half: 4-12 33.3% 2nd Half: 3-8 37.5% Game: 35.0%
 F Throw % 1st Half: 5-6 83.3% 2nd Half: 16-25 64.0% Game: 67.7%

Officials: Raymond Styons, Jeff Nichols, Matt Potter

Score by Periods	1st	2nd	Total
Eckerd College	30	28	58
University of Miami	29	45	74

Points in the paint-ECM 22,UM 28. Points off turnovers-ECM 13,UM 19.
 2nd chance points-ECM 16,UM 7. Fast break points-ECM 0,UM 13.
 Bench points-ECM 24,UM 22. Score tied-6 times. Lead changed-11 times.
 Last FG-ECM 2nd-02:41, UM 2nd-00:14.
 Largest lead-ECM by 5 1st-05:18, UM by 16 2nd-00:14.
 ECM led for 08:28. UM led for 26:27. Game was tied for 04:30.

-RV Miami 84, Howard 49
11-14-14Game 1
BankUnited Center

Howard Player	tot-fg	3-pt	fg	fga	fga	fta	fta	of	de	tot	pf	tp	a	to	b	s	min
15 COLLINS, Damon	f	4	8	0	0	4	4	3	3	6	2	12	0	6	0	3	30
33 MILLER, James	f	1	6	0	0	0	0	0	0	0	3	2	1	0	0	1	18
22 BOYD, Marcel	c	2	3	0	0	0	0	3	1	4	2	4	1	1	0	0	15
01 CARLTON, James	g	2	10	0	3	0	1	1	4	5	4	1	1	2	0	0	18
11 DANIEL, James	g	3	15	1	8	3	4	0	2	2	1	10	0	3	0	5	25
00 MINGO, Dalique	0	2	0	2	0	0	0	1	1	2	0	0	0	0	0	0	9
04 MADISON, Ausar	0	2	0	1	0	0	0	0	0	0	2	0	2	1	0	1	13
10 HILL, Keon	0	1	0	0	0	0	0	0	0	0	0	0	0	1	0	0	4
20 MANGHAM, Solomon	0	4	0	2	0	2	1	1	2	1	0	1	0	0	1	0	7
21 NORWORTHY, Jared	2	3	1	2	2	6	0	3	3	2	7	0	2	0	0	0	21
25 BOYOMO, Theodore	1	2	0	0	0	0	1	2	3	1	2	0	0	0	0	0	9
32 STONE, Tyler	3	4	0	0	2	2	1	2	3	3	8	0	0	0	1	0	14
44 ELLISON, Oliver	0	3	0	0	0	2	2	2	4	0	0	0	1	0	0	0	17
TEAM								7	2	9							
Totals			18	63	2	18	1121	20	23	43	22	49	5	17	3	10	200

TOTAL FG% 1st Half: 8-34 23.5% 2nd Half: 10-29 34.5% Game: 28.0%
 3-Pt. FG% 1st Half: 2-10 20.0% 2nd Half: 0-8 0.0% Game: 11.1%
 F Throw % 1st Half: 3-7 42.9% 2nd Half: 8-14 57.1% Game: 52.4%

Miami	Player	tot	fg	3-pt	fga	fga	fta	fta	of	de	tot	pf	tp	a	to	b	s	min	
02	Joe Thomas	f	2	2	0	0	0	1	3	2	5	1	4	0	2	2	1	27	
23	Tonye Jekiri	c	2	6	0	0	2	2	5	6	11	5	6	1	1	1	1	26	
10	Sheldon McClellan	g	8	12	0	3	3	4	0	4	4	1	19	2	2	0	1	25	
13	Angel Rodriguez	g	4	11	3	6	7	1	2	3	0	16	3	2	1	4	2	26	
20	Manu Lecomte	g	5	9	3	6	1	1	1	2	4	14	3	1	0	2	1	21	
00	Ja'Quan Newton	1	2	0	0	0	6	6	0	0	0	2	8	0	0	0	0	16	
01	Deandre Burnett	2	11	3	4	4	4	1	3	4	2	9	1	2	0	1	0	20	
11	Mike Fernandez	1	1	0	0	0	0	0	0	0	0	2	0	0	0	0	0	2	
12	James Palmer	2	5	2	5	0	0	0	2	2	1	6	2	2	1	0	1	18	
22	Omar Sherman	0	0	0	0	0	0	0	1	4	5	3	0	0	0	0	0	17	
35	Chris Stowell	0	0	0	0	0	0	0	0	0	0	1	0	1	0	0	0	2	
TEAM									1	6	7								
Totals			27	59	9	23	2125	13	30	43	20	84	13	13	5	12	200		
TOTAL FG%		1st Half:	15-31	48.4%	2nd Half:	12-28	42.9%											Game:	45.8%
3-Pt. FG%		1st Half:	5-12	41.7%	2nd Half:	4-11	36.4%											Game:	39.1%
F Throw %		1st Half:	10-13	76.9%	2nd Half:	11-12	91.7%											Game:	84.0%

TOTAL FG% 1st Half: 15-31 48.4% 2nd Half: 12-28 42.9% Game: 45.8%
 3-Pt. FG% 1st Half: 5-12 41.7% 2nd Half: 4-11 36.4% Game: 39.1%
 F Throw % 1st Half: 10-13 76.9% 2nd Half: 11-12 91.7% Game: 84.0%

Officials: Bill Covington, Dwayne Gladden, William Humes

Attendance: 4544

Score by Periods	1st	2nd	Total
Howard	21	28	49
Miami	45	39	84

Points in the paint-HOW-M 28,UM 32. Points off turnovers-HOW-M 16,UM 21.
 2nd chance points-HOW-M 15,UM 15. Fast break points-HOW-M 10,UM 16.
 Bench points-HOW-M 17,UM 25. Score tied-0 times. Lead changed-0 times.
 Last FG-HOW-M 2nd-00:01, UM 2nd-01:25.
 Largest lead-HOW-M None, UM by 37 2nd-02:29.
 HOW-M led for 00:00. UM led for 39:26. Game was tied for 00:34.

-RV Miami 69, 8/7 Florida 67
11-17-14Game 2
O'Connell Center

Miami 2-0	tot-fg 3-pt						rebounds											
Player	f	o	f	o	f	fta	o	f	o	t	p	f	t	a	t	b	s	min
02 Joe Thomas	f	0	0	0	0	0	0	0	0	0	0	0	0	0	0	0	0	10
23 Tonye Jekiri	c	2	4	0	0	4	4	3	5	8	4	8	1	2	3	1	28	
10 Sheldon McClellan	g	4	10	0	1	1	3	2	5	7	1	9	5	1	0	0	39	
13 Angel Rodriguez	g	7	14	5	8	5	7	0	2	2	0	24	3	3	0	3	36	
20 Manu Lecomte	g	1	3	1	3	0	0	0	1	1	4	3	1	3	0	0	22	
00 Ja'Quan Newton	2	3	0	0	1	2	0	1	1	0	5	3	1	0	0	0	12	
01 Deandre Burnett	1	2	0	1	0	0	0	0	0	0	2	0	0	0	0	0	6	
12 James Palmer	4	9	2	3	0	0	0	0	0	2	10	0	3	0	0	0	27	
22 Omar Sherman	3	4	1	2	1	1	0	4	4	1	8	1	0	1	0	0	20	
TEAM								2	2	4								
Totals		24	49	9	18	1217	7	20	27	12	69	14	13	4	200			

TOTAL FG% 1st Half: 9-26 34.6% 2nd Half: 15-23 65.2% Game: 49.0%
 3-Pt. FG% 1st Half: 2-8 25.0% 2nd Half: 7-10 70.0% Game: 50.0%
 F Throw % 1st Half: 1-1 100% 2nd Half: 11-16 68.8% Game: 70.6%

Florida Player	tot-fg	3-pt	fg	fga	fga	fta	fta	of	de	tot	pf	tp	a	to	b	s	min
30 Kurtz, Jacob	f	3	6	0	0	0	0	3	5	8	4	6	2	2	0	0	36
21 Horford, Jon	c	5	9	3	6	4	4	0	7	7	2	17	0	2	3	1	31
00 Hill, Kasey	g	1	9	0	1	0	0	1	1	2	3	2	8	2	0	1	33
01 Carter, Eli	g	8	9	0	4	2	2	0	1	1	5	21	2	3	0	1	29
20 Frazier, Michael	g	6	11	1	2	0	0	0	2	2	0	13	1	1	1	2	36
03 Robinson, Devin	1	3	1	3	1	2	0	0	1	1	2	4	1	2	1	2	16
11 Chiozza, Chris	2	3	0	1	0	1	0	0	0	1	4	1	1	0	1	0	19
14 Edwards, Lexx	0	0	0	0	0	0	0	0	0	0	1	0	0	0	0	0	+
TEAM								1	2	3							
Totals			26	50	8	17	7	9	5	19	24	18	67	15	13	5	200

TOTAL FG% 1st Half: 14-23 60.9% 2nd Half: 12-27 44.4% Game: 52.0%
 3-Pt. FG% 1st Half: 3-8 37.5% 2nd Half: 5-9 55.6% Game: 47.1%
 F Throw % 1st Half: 2-3 66.7% 2nd Half: 5-6 83.3% Game: 77.8%

Officials: Pat Adams, Joe Lindsay, Ron Groover

Attendance: 11156

Score by Periods	1st	2nd	Total
Miami	21	48	69
Florida	33	34	67

Points in the paint-UM 22,UF 30. Points off turnovers-UM 12,UF 18.
 2nd chance points-UM 7,UF 2. Fast break points-UM 8,UF 6.
 Bench points-UM 25,UF 8. Score tied-3 times. Lead changed-5 times.
 Last FG-UM 2nd-00:16, UF 2nd-01:01.
 Largest lead-UM by 3 2nd-03:25, UF by 15 2nd-17:05.
 UM led for 01:29. UF led for 37:42. Game was tied for 00:47.

RV Miami 66, Drexel 46
11-20-14Game 3
TD Arena

Drexel 0-3 Player

17/20 Miami 77, Charlotte 74 **Game 6**
11-25-14 **Halton Arena, Charlotte, N.C.**

Miami 6-0		tot-fg 3-pt					rebounds										
Player	fg	fga	fg	fga	fta	of	de	tot	pf	tp	a	to	b	s	min		
02 Joe Thomas	f	0	0	0	0	0	0	0	1	0	0	1	0	0	13		
23 Tonye Jekiri	c	2	3	0	0	2	5	13	5	4	1	1	1	0	32		
10 Sheldon McClellan	g	11	17	5	7	4	4	10	11	1	31	3	0	2	34		
13 Angel Rodriguez	g	5	12	4	7	0	1	0	2	2	3	14	6	2	0	1	37
20 Manu Lecomte	g	7	13	4	5	0	0	1	0	1	1	18	1	2	0	1	36
00 Ja'Quan Newton	0	1	0	0	0	0	0	0	0	0	2	0	0	0	0	7	
12 James Palmer	1	4	0	2	1	2	0	2	2	2	3	0	2	1	0	21	
22 Omar Sherman	3	7	1	2	0	0	1	4	5	2	7	1	0	0	0	20	
TEAM								1									
Total		29	57	14	23	5	9	8	27	35	17	77	12	11	2	4	200
TOTAL FG%	1st Half:	15-34	44.1%	2nd Half:	14-23	60.9%	Game: 50.9%										
3-Pt. FG%	1st Half:	7-14	50.0%	2nd Half:	7-9	77.8%	Game: 60.9%										
F Throw %	1st Half:	1-2	50.0%	2nd Half:	4-7	57.1%	Game: 55.6%										

Charlotte 3-2		tot-fg 3-pt					rebounds											
	Player	fg	fga	fg	fga	fta	of	de	tot	pf	tp	a	to	b	s	min		
21	CLAYTON, Willie	f	4	6	0	0	3	6	2	3	5	1	11	0	2	0	1	25
12	THORNE JR., Mike	c	8	11	0	0	1	3	2	5	0	17	0	0	0	0	27	
01	OGBUEZE, Brax	g	4	9	3	7	2	3	0	0	0	2	13	2	2	0	0	28
14	WILLIAMS, Terr	g	2	4	0	2	0	0	4	4	3	4	3	0	0	0	28	
15	HENRY, Pierria	g	1	10	0	6	2	2	3	8	11	4	4	9	2	1	0	36
02	DORN, Torin	g	7	12	1	3	2	5	1	2	3	0	17	2	2	0	3	26
05	WOODS, Keyshawn	3	6	2	3	0	0	0	1	1	1	8	1	0	0	0	0	19
11	BENKOVIC, Ivan	0	0	0	0	0	0	0	0	0	0	0	0	0	0	0	0	6
20	BLAKLEY, Cameron	0	1	0	1	0	0	2	2	0	0	0	0	0	0	1	0	5
TEAM																		
Totals			29	59	6	22	10	19	9	22	31	11	74	17	8	2	4	200
TOTAL FG%		1st Half:	16-28	57.1%		2nd Half:	13-31	41.9%		Game:	49.2%							
3-Pt. FG%		1st Half:	4-11	36.4%		2nd Half:	2-11	18.2%		Game:	27.3%							
F Throw %		1st Half:	1-4	25.0%		2nd Half:	9-15	60.0%		Game:	52.6%							

Officials: Bryan Kersey, Karl Hess, Bill Covington Jr.
 Technical fouls: Miami-None. Charlotte-None.
 Attendance: 7163

Score by Periods	1st	2nd	Total
Miami	38	39	77
Charlotte	37	37	74

Points in the paint-UM 24,CHA 44. Points off turnovers-UM 10,CHA 10.
 2nd chance points-UM 9,CHA 12. Fast break points-UM 6,CHA 10.
 Bench points-UM 10,CHA 25. Score tied-0 times. Lead changed-3 times.
 Last FG-UM 2nd-05:20, CHA 2nd-01:04.
 Largest lead-UM by 13 2nd-05:20, CHA by 9 1st-07:36.
 UM led for 21:50. CHA led for 17:54. Game was tied for 00:15.

17/20 Miami 87, South Alabama 75 **Game 7**
11-28-14 **BankUnited Center**

So. Alabama 1-3		tot-fg 3-pt					rebounds										
Player	fg	fga	fg	fga	fta	of	de	tot	pf	tp	a	to	b	s	min		
10 Boyanov, Georgi	f	3	4	1	2	1	3	6	2	8	0	1	0	1	22		
24 Ferguson, Dione	f	5	14	0	0	2	3	9	5	14	2	1	1	0	24		
01 Williams, Ken	g	7	19	2	9	0	0	1	3	4	0	16	2	0	1	31	
04 Stevens, Barrington	g	6	12	0	2	0	0	0	3	3	4	12	5	2	0	36	
22 Brown, John	g	1	5	0	0	0	0	1	0	1	2	3	1	0	2	22	
02 Johnson, Taishawn	5	10	1	3	2	3	0	2	2	5	13	0	0	0	20		
05 Lewis, Abdul	4	9	0	1	2	6	3	4	7	2	10	0	1	0	22		
20 Whittingham, Tafari	1	5	0	1	0	0	0	1	0	1	2	0	0	0	10	9	
32 Karaszia, Austin	0	0	0	0	0	0	0	0	0	0	2	0	0	0	0	4	
33 Andjusic, Luka	0	1	0	0	0	0	0	1	1	0	0	0	0	0	0	10	
TEAM								4		4							
Totals		32	79	4	18	7	14	22	21	43	19	75	11	6	2	7	200
TOTAL FG%	1st Half:	10-32	31.3%	2nd Half:	22-47	46.8%	Game:	40.5%									
3-Pt. FG%	1st Half:	0-9	0.0%	2nd Half:	4-9	44.4%	Game:	22.2%									
FThrow %	1st Half:	1-6	16.7%	2nd Half:	6-8	75.0%	Game:	50.0%									

Miami 7-0		tot-fg 3-pt					rebounds											
Player		fg	fga	fg	fga	fta	of	de	tot	pf	tp	a	to	b	s	min		
02	Joe Thomas	f	1	1	0	0	2	1	1	2	1	1	0	0	0	13		
23	Tonye Jekiri	c	4	7	0	0	5	6	2	6	8	3	13	8	2	5	0	30
10	Sheldon McClellan	g	6	6	1	1	4	0	0	2	2	1	17	2	1	0	0	28
13	Angel Rodriguez	g	2	7	1	2	2	0	3	3	1	7	1	3	0	2	24	
20	Manu Lecomte	g	3	6	2	3	6	1	2	3	1	14	5	0	0	1	28	
00	Ja'Quan Newton	2	3	0	0	1	2	0	1	1	1	5	0	1	0	0	17	
01	Deandre Burnett	4	9	2	4	0	0	1	1	2	0	10	0	0	1	0	16	
12	James Palmer	3	7	0	3	0	1	2	2	4	0	6	3	0	1	0	23	
22	Omar Sherman	6	11	1	3	0	0	1	6	7	3	13	1	2	1	0	20	
TEAM																		
Totals		31 57 7 16					18 23 8 27 35 11 87					21 9 8 3 200						
TOTAL FG%		1st Half: 18-30 60.0%					2nd Half: 13-27 48.1%					Game: 54.4%						
3-Pt. FG%		1st Half: 4-7 57.1%					2nd Half: 3-9 33.3%					Game: 43.8%						
FThrow %		1st Half: 3-5 60.0%					2nd Half: 15-18 83.3%					Game: 78.3%						

Officials: Sean Casady, Waly Rutecki, Brian Shey
 Technical fouls: USA-Johnson, Taishawn. Miami-None.
 Attendance: 4267

Score by Periods	1st	2nd	Total
USA	21	54	75
Miami	43	44	87

Points in the paint-USA 40,UM 40. Points off turnovers-USA 6,UM 7.
 2nd chance points-USA 13,UM 12. Fast break points-USA 6,UM 3.
 Bench points-USA 25,UM 34. Score tied-0 times. Lead changed-0 times.
 Last FG-USA 2nd-00:30, UM 2nd-02:02.
 Largest lead-USA None, UM by 24 1st-04:24.
 USA led for 00:00. UM led for 39:10. Game was tied for 00:50.

15 Miami 70, 24/25 Illinois 61 **Game 8**
12-02-14 **BankUnited Center**

Illinois 6-1	tot-fg 3-pt					rebounds										
Player	fg	fga	fg	fga	fta	of	de	tot	pf	tp	a	to	b	s	min	
32 Egwu, Nnanna	c	4	11	0	0	0	3	6	9	4	8	0	2	1	0	35
03 Starks, Ahmad	f	1	10	1	7	0	0	1	1	2	3	1	1	0	0	27
11 Cosby, Aaron	g	1	10	1	6	0	0	2	1	3	4	3	1	0	0	23
21 Hill, Malcolm	g	5	10	1	3	2	5	2	4	6	2	13	3	3	0	27
24 Rice, Rayvonte	g	8	16	2	6	4	5	7	12	2	22	1	0	0	0	34
01 Tate, Jaylon	0	0	0	0	2	2	0	0	0	2	2	1	1	0	0	13
12 Black, Leron	1	3	0	0	0	0	1	1	2	4	2	0	0	0	0	8
25 Nunn, Kendrick	3	6	2	5	0	0	4	4	4	0	8	0	0	0	1	29
31 Colbert, Austin	0	3	0	0	0	0	1	1	2	0	0	0	0	0	0	4
TEAM							2	3	5							
Totals		23	69	7	30	8	12	16	28	44	20	61	7	7	1	200
TOTAL FG%	1st Half:	9-36	25.0%	2nd Half:	14-33	42.4%	Game: 33.3%									
3-Pt. FG%	1st Half:	3-17	17.6%	2nd Half:	4-13	30.8%	Game: 23.3%									
F Throw %	1st Half:	3-6	50.0%	2nd Half:	5-6	83.3%	Game: 66.7%									

Miami 8-0	tot fg 3-pt					rebounds											
Player	fg	fga	fg	fga	fta	of	de	tot	pf	tp	a	to	b	s	min		
02 Joe Thomas	f	0	1	0	0	2	2	0	0	0	2	0	0	0	11		
23 Tonye Jekiri	c	3	6	0	0	0	0	3	6	9	4	6	2	1	2	0	29
10 Sheldon McClellan	g	5	10	2	4	2	2	0	8	9	2	14	2	0	0	37	
13 Angel Rodriguez	g	2	9	1	5	4	6	0	6	6	2	9	5	3	0	32	
20 Manu Lecomte	g	4	8	2	5	5	7	2	1	3	15	1	0	0	0	35	
00 Ja'Quan Newton	0	0	0	0	0	0	2	2	2	0	1	0	0	0	0	5	
01 Deandre Burnett	7	16	3	10	2	2	1	7	8	0	19	0	0	1	0	24	
12 James Palmer	0	2	0	1	0	0	0	0	0	0	0	0	0	0	0	9	
22 Omar Sherman	1	6	1	5	2	2	0	1	1	3	5	1	0	1	0	18	
TEAM							3	3	6			1					
Totals		22	58	9	30	17	21	10	34	44	16	70	12	5	3	4	200

Providence 76, RV/RV Miami 62 **Game 12**
12-22-14 **Barclays Center, Brooklyn, N.Y.**

Miami 9-3		tot-fg		3-pt		rebounds											
Player		f	fga	fg	fga	ft	fta	of	de	tot	pf	tp	a	to	b	s	min
22 Omar Sherman		f	3	7	0	3	4	1	1	2	1	6	0	0	0	0	19
23 Tonye Jekiri		c	4	7	0	0	4	3	7	10	2	12	2	3	0	1	35
10 Sheldon McClellan		g	6	15	2	8	3	2	2	4	3	17	1	2	0	2	38
13 Angel Rodriguez		g	6	15	3	7	4	4	0	2	2	3	19	4	3	0	2 38
20 Manu Lecomte		g	0	5	4	0	0	0	0	0	0	1	1	0	0	0	15
00 Ja'Quan Newton		1	2	0	0	1	1	0	0	0	0	3	1	1	0	1	9
01 Deandre Burnett		1	4	0	2	1	4	2	3	5	1	3	0	1	0	0	18
02 Joe Thomas		1	1	0	0	0	1	1	2	0	2	1	0	0	0	0	10
05 Davon Reed		0	3	0	3	0	0	0	2	2	3	0	2	0	1	0	10
12 James Palmer		0	0	0	0	0	0	0	0	0	3	0	2	1	0	0	8
TEAM								2	2	4							
Totals			22	59	5	27	13	18	11	20	31	17	62	14	12	1	6 200
TOTAL FG%	1st Half:	12-33	36.4%	2nd Half:	10-26	38.5%											Game: 37.3%
3-Pt. FG%	1st Half:	1-13	7.7%	2nd Half:	4-14	28.6%											Game: 18.5%
F Throw %	1st Half:	8-8	100%	2nd Half:	5-10	50.0%											Game: 72.2%

Providence 10-3		tot-fg		3-pt		rebounds											
Player		fg	fga	fg	fga	ft	fta	of	de	tot	pf	tp	a	to	b	s	min
00 BENTIL, Ben	f	2	3	1	3	0	0	0	4	4	2	5	2	0	0	0	24
23 HENTON, LaDontae	f	10	19	2	5	3	5	5	5	3	25	0	2	0	1	39	
33 DESROSIERS, Carson	c	4	6	0	0	4	6	3	4	7	3	12	2	0	5	1	30
03 DUNN, Kris	g	6	8	0	1	3	3	0	5	5	2	15	3	0	3	37	
21 LINDESEY, Jalen	g	1	3	1	3	0	0	1	1	0	3	0	1	0	0	0	15
13 CHUKWU, Paschal	0	0	0	0	0	0	0	2	2	0	0	0	1	0	0	0	4
24 CARTWRIGHT, Kyron	1	4	0	2	1	1	0	0	0	2	3	0	2	0	1	0	19
25 HARRIS, Tyler	5	10	0	0	3	3	1	2	3	13	1	1	0	1	0	1	29
32 LOMOMBA, Junior	0	0	0	0	0	0	0	0	0	0	0	0	0	0	0	0	3
TEAM								2	6	8							
Totals		29	53	4	12	14	18	6	29	35	17	66	18	12	5	7	200
TOTAL FG%	1st Half:	14-27	51.9%	2nd Half:	15-26	57.7%											Game: 54.7%
3-Pt. FG%	1st Half:	1-7	14.3%	2nd Half:	3-5	60.0%											Game: 33.3%
F Throw %	1st Half:	4-6	66.7%	2nd Half:	10-12	83.3%											Game: 77.8%

Officials: Mike Roberts, Clarence Armstrong, Tim Clougherty
Technical fouls: Miami-None. Providence-None.
Attendance: 6519

Score by Periods	1st	2nd	Total
Miami	33	29	62
Providence	33	43	76

Points in the paint-UM 28,PC 48. Points off turnovers-UM 13,PC 13.
2nd chance points-UM 9,PC 9. Fast break points-UM 6,PC 20.
Bench points-UM 8,PC 16. Score tied-2 times. Lead changed-6 times.
Last FG-UM 2nd-01:45, PC 2nd-01:01.
Largest lead-UM by 1 1st-18:44, PC by 17 2nd-04:42.
UM led for 02:18. PC led for 36:57. Game was tied for 00:45.

Miami 67, College of Charleston 40 **Game 13**
12-30-14 **BankUnited Center**

Charleston, 5-8		tot-fg		3-pt		rebounds											
Player	*	fg	fga	fg	fga	ft	fta	of	de	tot	pf	tp	a	to	b	s	min
00 Gilmore, Donovan	*	0	0	0	0	0	0	3	3	1	0	0	0	0	0	0	8
01 Baru, Adjehi	*	1	5	0	0	0	0	2	2	4	2	0	2	1	0	1	11
13 Chealey, Joe	*	3	14	0	4	2	4	1	3	4	8	3	2	1	0	1	33
22 Stitt, Anthony	*	3	10	1	4	0	0	4	4	2	7	0	4	0	1	34	
24 Barry, Canyon	*	0	4	0	1	0	0	1	6	7	2	0	3	0	0	35	
05 Pierre, Jr., Glen	2	5	0	0	2	2	1	2	2	6	0	1	0	1	0	15	
10 Branim, Pat	0	2	0	2	0	0	0	0	0	3	0	0	0	0	0	8	
11 Bailey, Evan	0	0	0	0	0	0	0	1	1	0	0	0	0	0	0	9	
12 Johnson, Cameron	3	7	1	2	0	0	1	2	3	1	7	1	2	0	0	26	
15 O'Donohue, Terrance	0	2	0	1	0	0	1	0	1	3	0	0	0	0	0	7	
33 Wishon, David	4	5	0	0	2	3	2	3	5	3	10	0	2	1	0	14	
TEAM								4	2	6							
Totals		16	54	2	14	6	9	11	27	38	25	40	7	14	3	2	200
TOTAL FG%	1st Half:	6-27	22.2%	2nd Half:	10-27	37.0%											Game: 29.6%
3-Pt. FG%	1st Half:	0-6	0.0%	2nd Half:	2-8	25.0%											Game: 14.3%
FThrow %	1st Half:	0-0	0.0%	2nd Half:	6-9	66.7%											Game: 66.7%

Miami 10-3	tot-fg		3-pt		rebounds										
Player	*fg	tfg	fga	ft	fta	of	de	tp	pf	tp	a	to	b	s	min
02 Joe Thomas	*	0	2	0	0	2	0	2	0	0	0	0	0	0	12
10 Sheldon McClellan	*	4	7	1	1	2	3	1	1	2	11	0	0	0	25
13 Angel Rodriguez	*	5	9	2	5	3	6	1	4	5	2	15	3	3	0 23
20 Manu Lecomte	*	2	7	1	3	0	0	0	3	3	1	5	2	1	0 1 22
23 Tonye Jekiri	*	4	6	0	0	2	0	8	8	4	8	1	2	1	0 18
00 Ja'Quan Newton	1	1	0	0	4	7	0	0	0	1	6	0	0	0	0 12
01 Deandre Burnett	1	6	1	5	4	6	0	4	4	1	7	4	0	0	0 20
05 Davon Reed	2	2	0	0	1	1	2	3	5	1	5	4	0	0	0 18
11 Mike Fernandez	0	0	0	0	0	0	0	0	0	0	0	0	0	0	2
12 James Palmer	2	5	1	3	0	2	0	2	2	0	5	3	0	1	0 25
22 Omar Sherman	2	5	1	3	0	0	1	1	2	4	5	1	1	0	1 21
35 Chris Stowell	0	1	0	0	0	0	0	0	0	0	0	0	0	0	2
TEAM						3	3	6							
Totals		23	51	7	20	14	27	10	29	39	15	67	18	7	2 2 200

Officials: Brian Dorsey, Tim Ebersole, Earl Watson
Attendance: 4705

Score by Periods	1st	2nd	Total
Co. of Charleston	12	28	40
Miami	32	35	67

Points in the paint-COFC 22,UM 30. Points off turnovers-COFC 2,UM 13.
2nd chance points-COFC 12,UM 11. Fast break points-COFC 0,UM 4.
Bench points-COFC 23,UM 28. Score tied-0 times. Lead changed-0 times.
Last FG-COFC 2nd-00:32, UM 2nd-04:33.
Largest lead-COFC None, UM by 34 2nd-07:43.
COFC led for 00:00. UM led for 39:35. Game was tied for 00:25.

3/3 Virginia 89, Miami 80 (20T) **Game 14**
1-3-15 **BankUnited Center**

UVA 13-0, 1-0		tot-fg		3-pt		rebounds											
Player		fg	fga	fg	fga	ft	fta	of	de	tot	pf	tp	a	to	b	s	min
10 Tobey, Mike		f	6	9	0	0	2	2	4	6	2	14	0	0	1	0	33
13 Gill, Anthony		f	1	6	0	0	4	8	2	4	6	1	6	2	3	0	25
01 Anderson, Justin		g	4	9	2	5	6	9	0	2	2	16	3	0	0	0	46
15 Brogdon, Malcolm		g	3	8	1	3	1	1	0	2	2	5	8	1	2	1	26
32 Perras, London		g	5	11	5	9	11	12	0	1	1	3	26	8	3	1	45
00 Hall, Devon		0	0	0	0	0	0	0	0	0	0	1	0	0	0	0	3
04 Shayok, Marial		3	6	2	4	1	2	0	5	5	1	9	3	0	2	2	31
05 Atkins, Daron		3	8	0	2	3	5	7	12	4	8	1	1	1	0	0	31
11 Nolte, Evan		1	1	0	0	2	0	1	1	4	2	1	0	0	0	0	10
TEAM								1	3	4							
Totals			26	58	10	21	27	39	10	29	39	23	89	19	6	3	250
TOTAL FG%	1st Half:	14-27	51.9%	2nd Half:	8-22	36.4%											Game: 44.8%
3-Pt. FG%	1st Half:	5-7	71.4%	2nd Half:	4-9	44.4%											Game: 47.6%
F Throw %	1st Half:	5-7	71.4%	2nd Half:	5-11	45.5%											Game: 69.2%

UM 10-4, 0-1		tot-fg		3-pt		rebounds										
Player	fg	fga	fg	fga	ft	fta	of	de	tot	pf	tp	a	to	b	s	min
02 Joe Thomas	f	1	1	0	0	0	2	0	2	3	2	0	0	0	0	9
23 Tonye Jekiri	c	4	8	0	0	0	1	4	8	12	5	8	3	1	0	29
10 Sheldon McClellan	g	4	10	2	6	6	2	6	8	3	16	0	5	0	3	50
13 Angel Rodriguez	g	7	22	1	7	10	12	2	2	4	5	25	7	1	0	144
20 Manu Lecomte	g	0	3	0	1	0	0	0	0	0	2	0	1	0	0	10
00 Ja'Quan Newton	0	2	0	0	0	0	0	1	1	1	0	1	1	0	0	5
01 Deandre Burnett	5	9	2	5	0	1	0	2	2	2	12	0	0	0	0	33
05 Davon Reed	1	1	1	1	2	0	1	1	1	4	0	0	1	0	0	14
12 James Palmer	0	2	0	1	0	0	0	0	0	0	0	1	0	0	0	6
22 Omar Sherman	5	10	3	7	0	2	1	5	6	4	13	1	0	0	0	40-
TEAM							4	3	7				1			
Totals		27	68	9	28	17	24	15	28	43	26	80	14	10	0	250
TOTAL FG%	1st Half:	9-25	36.0%	2nd Half:	13-26	50.0%	Game: 39.7%									
3-Pt. FG%	1st Half:	2-9	22.2%	2nd Half:	6-12	50.0%	Game: 32.1%									
F Throw %	1st Half:	0-0	0.0%	2nd Half:	1-18	5.6%	Game: 70.8%									

RV/RV Miami 65, NC State 60

Game 18

1-22-15

BankUnited Center

NC State 13-7, 4-3		tot-fg		3-pt		rebounds									
Player		fg	fga	fg	fga	ft	fta	of	de	tot	pf	tp	a	to	b s min
00 Abu, Abdul-Malik	*	9	14	0	1	1	1	2	3	5	1	19	0	0	0 30
01 Lacey, Trevor	*	4	13	2	7	0	0	5	5	1	10	2	1	0	1 35
12 Barber, Anthony	*	3	4	0	0	0	0	3	3	4	6	6	5	0	0 30
22 Turner, Ralston	*	3	12	3	8	0	0	2	3	5	3	9	1	0	0 34
32 Washington, Kyle*	*	4	9	0	0	0	0	1	0	1	4	8	1	0	1 16
10 Freeman, Lennard	*	3	0	0	0	0	0	2	4	0	0	0	0	0	0 12
14 Martin, Caleb	*	0	0	0	0	0	0	0	0	0	1	0	0	0	0 5
15 Martin, Cody	*	2	2	0	0	1	0	1	1	5	4	2	1	0	0 19
21 Anya, Beeljay	*	1	3	0	0	2	2	1	4	5	2	4	0	3	1 20
TEAM								1	3	4					
Totals		26	60	5	15	3	4	9	24	33	21	60	12	10	2 200
TOTAL FG%	1st Half: 15-30	50.0%	2nd Half: 11-30		36.7%	Game: 43.3%									
3-Pt. FG%	1st Half: 3-7	42.9%	2nd Half: 2-8		25.0%	Game: 33.3%									
F Throw %	1st Half: 0-1	0.0%	2nd Half: 3-3		100%	Game: 75.0%									

Miami 13-5, 3-2		tot-fg		3-pt		rebounds									
Player		fg	fga	fg	fga	ft	fta	of	de	tot	pf	tp	a	to	b s min
05 Davon Reed	*	4	6	2	3	0	0	0	1	1	2	10	2	0	0 1 31
10 Sheldon McClellan	*	4	8	1	3	7	7	2	8	10	0	16	3	0	0 32
13 Angel Rodriguez	*	2	8	2	5	8	10	0	0	2	14	6	3	1	1 30
22 Omar Sherman	*	4	10	2	5	0	0	1	1	2	2	10	2	0	3 32
23 Tonye Jekiri	*	2	3	0	0	2	2	1	9	10	3	6	0	1	1 34
00 Ja'Quan Newton	*	0	2	0	0	0	0	0	0	0	1	0	0	0	0 5
12 James Palmer	*	2	3	2	3	1	2	0	0	0	0	7	0	1	0 12
20 Manu Lecomte	*	0	3	0	1	0	0	0	0	0	0	0	1	1	0 12
33 Ivan CruzUceda	*	1	4	0	3	0	0	2	2	0	2	0	3	0	0 12
TEAM								5	6						
Totals		19	47	9	23	18	21	5	26	31	10	65	15	9	5 200
TOTAL FG%	1st Half: 8-25	32.0%	2nd Half: 11-22		50.0%	Game: 40.4%									
3-Pt. FG%	1st Half: 6-14	42.9%	2nd Half: 3-9		33.3%	Game: 39.1%									
F Throw %	1st Half: 4-4	100%	2nd Half: 14-17		82.4%	Game: 85.7%									

Officials: Sean Hull, Bryan Kersey, Terry Wymer

Technical fouls: NC State-None. Miami-None.

Attendance: 6556

Score by Periods

NC State 33 27 60

Miami 26 39 65

NC STATE 15 C.MARTIN FOULED OUT 1:32 2ND HALF

Points in the paint-ST 30,UM 18. Points off turnovers-ST 6,UM 11.
2nd chance points-ST 4,UM 2. Fast break points-ST 4,UM 9.
Bench points-ST 8,UM 9. Score tied-4 times. Lead changed-5 times.
Last FG-ST 2nd-00:23, UM 2nd-03:23.
Largest lead-ST by 7 1st-01:29, UM by 9 2nd-04:39.
ST led for 06:00. UM led for 30:39. Game was tied for 03:20.

RV/RV Miami, 66 Syracuse 62

Game 19

1-24-15

Carrier Dome

Miami (14-5) (4-2)		tot-fg		3-pt		rebounds									
Player		fg	fga	fg	fga	ft	fta	of	de	tot	pf	tp	a	to	b s min
22 Omar Sherman	f	3	6	2	3	0	0	0	0	0	4	8	2	0	0 1 24
23 Tonye Jekiri	c	5	10	0	0	3	3	6	9	15	4	13	1	2	3 30
05 Davon Reed	c	4	5	3	4	0	0	0	2	2	2	11	1	1	0 26
10 Sheldon McClellan	g	3	9	0	4	1	2	0	5	5	1	7	1	1	0 27
13 Angel Rodriguez	g	2	11	2	9	6	9	0	0	0	4	12	8	2	0 4 32
00 Ja'Quan Newton	1	2	1	2	0	0	0	0	0	0	3	0	0	0	0 9
12 James Palmer	1	3	0	2	0	0	0	1	1	1	2	1	1	0	0 12
20 Manu Lecomte	3	8	1	3	0	0	0	0	1	1	7	2	0	0	0 15
33 Ivan CruzUceda	1	2	1	2	0	0	0	5	5	2	3	1	1	0	0 19
TEAM								1	2	3					
Totals		23	56	10	29	10	14	7	25	32	19	66	17	8	3 200
TOTAL FG%	1st Half: 11-25	44.0%	2nd Half: 12-31		38.7%	Game: 41.1%									
3-Pt. FG%	1st Half: 4-12	33.3%	2nd Half: 6-17		35.3%	Game: 34.5%									
F Throw %	1st Half: 0-0	0.0%	2nd Half: 10-14		71.4%	Game: 71.4%									

Syracuse (14-6) (5-2)		tot-fg		3-pt		rebounds									
Player		fg	fga	fg	fga	ft	fta	of	de	tot	pf	tp	a	to	b s min
00 Michael Gbinije	f	3	8	1	4	2	6	0	3	3	5	9	3	2	0 0 40-
21 Tyler Robertson	f	5	11	0	0	0	3	11	14	0	10	4	0	1	2 40
25 Rakeem Christmas	c	9	17	0	0	5	11	3	5	8	1	23	1	5	2 40
10 Trevor Cooney	g	5	11	3	9	1	2	4	5	2	14	4	4	0	3 40
14 Kaleb Joseph	g	1	4	1	1	0	0	0	1	1	2	3	2	2	0 21
04 Ron Patterson	1	3	1	2	0	0	0	1	1	3	3	2	0	0	1 19
TEAM								3	5	8					
Totals		24	54	6	16	8	19	10	30	40	13	62	16	13	3 200
TOTAL FG%	1st Half: 11-30	36.7%	2nd Half: 13-24		54.2%	Game: 44.4%									
3-Pt. FG%	1st Half: 3-7	42.9%	2nd Half: 3-9		33.3%	Game: 37.5%									
F Throw %	1st Half: 1-4	25.0%	2nd Half: 7-15		46.7%	Game: 42.1%									

Officials: Michael Stephens, Tim Clougherty, John Gaffney

Technical fouls: Miami-None. Syracuse-None.

Attendance: 30677

Score by Periods

Miami 26 40 66

Syracuse 26 36 62

Points in the paint-UM 20,SU 30. Points off turnovers-UM 13,SU 8.
2nd chance points-UM 13,SU 8. Fast break points-UM 4,SU 7.
Bench points-UM 15,SU 3. Score tied-2 times. Lead changed-1 time.
Last FG-UM 2nd-00:18, SU 2nd-00:17.
Largest lead-UM by 12 2nd-13:13, SU by 1 1st-18:55.
UM led for 37:04. SU led for 00:34. Game was tied for 01:49.

Florida State 55, 23 Miami 54

Game 21

2-1-15

Tallahassee, Fla.

Miami 14-7, 4-4		tot-fg		3-pt		rebounds									
Player		fg	fga	fg	fga	ft	fta	of	de	tot	pf	tp	a	to	b s min
22 Omar Sherman	f	0	1	0	1	2	2	0	0	1	1	2	1	2	0 0 17
23 Tonye Jekiri	c	2	6	0	0	0	0	2	3	5	4	0	0	0	1 11
05 Davon Reed	g	4	9	1	4	2	4	2	6	0	11	2	3	0	1 34
10 Sheldon McClellan	g	4	10	3	7	2	4	0	2	2	1	13	2	3	0 1 34
13 Angel Rodriguez	g	3	11	2	8	0	3	1	0	1	2	8	3	1	0 25
00 Ja'Quan Newton	1	1	0	0	0	0	0	0	0	0	0	2	1	0	0 4
02 Joe Thomas	2	2	2	0	0	0	0	1	0	1	4	4	1	0	0 24
12 James Palmer	0	1	0	0	0	0	0	1	1	0	0	0	0	0	0 3
20 Manu Lecomte	3	3	2	2	0	0	0	1	1	1	8	4	3	0	0 20
33 Ivan CruzUceda	1	3	3	2	0	0	0	1	1	3	2	0	0	0	0 8
TEAM								1	2	3					
Totals		20	47	8	24	6	11	9	13	22	16	54	15	11	5 200
TOTAL FG%	1st Half: 14-28	50.0%	2nd Half: 6-19		31.6%	Game: 42.6%									
3-Pt. FG%	1st Half: 6-15	40.0%	2nd Half: 2-9		22.2%	Game: 33.3%									
F Throw %	1st Half: 2-4	50.0%	2nd Half: 4-7		57.1%	Game: 54.5%									

FSU 12-10, 4-5		tot-fg 3-pt					rebounds									
Player		f	g	fga	fg	fta	of	de	tot	pf	tp	a	to	b	s min	
00 Cofer, Phil	f	0	3	0	0	0	0	3	3	2	0	0	2	1	0 20	
50 Ojo, Michael	c	1	1	0	0	0	0	1	1	0	2	3	0	0	5	
01 Bookert, Devon	c	0	4	0	2	0	0	1	2	3	0	0	4	1	0 38	
22 Rathana-Mayes, Xg	2	7	14	1	2	2	4	6	3	5	3	1	0	0	36	
32 Brandon, Montay	g	7	17	1	3	5	2	4	6	1	18	3	1	2	13 37	
05 Smith, Jarquez		4	8	0	1	1	1	2	3	2	9	0	2	1	0 21	
11 Turpin, Kiel		5	6	0	0	0	0	0	0	2	10	1	2	0	0 19	
15 Bojanovsky, Boris		2	4	0	0	4	4	0	1	2	8	0	1	0	2 16	
24 Berwick, Robbie		1	1	1	0	0	0	0	0	0	3	0	2	0	0 4	
40 Allen, Brandon		0	0	0	0	0	0	0	0	0	0	0	0	0	4	
TEAM								2								
Totals		22	41	3	9		8	12	7	18	25	12	55	9	16 3 5 200	
TOTAL FG%	1st Half:	9-16	56.3%												Game: 53.7%	
3-Pt. FG%	1st Half:	5-8	40.0%												Game: 33.3%	
F Throw %	1st Half:	5-8	62.5%												Game: 66.7%	
	2nd Half:	13-25	52.0%													
	2nd Half:	4-14	28.6%													
	2nd Half:	3-4	75.0%													

Wake Forest 72, Miami 70

Game 24

2-11-15

Joel Coliseum

Miami 15-9, 5-6		tot-fg 3-pt					rebounds										
Player		fg	fga	fg	fga	ft	fta	of	de	tot	pf	tp	a	to	b	s	min
23	Tonye Jekiri	c	3	4	0	0	0	0	3	3	5	6	0	0	0	1	21
00	Ja'Quan Newton	g	2	4	1	1	0	0	0	0	1	5	2	1	0	0	15
05	Davon Reed	g	6	13	2	8	3	4	0	4	3	17	0	0	0	5	36
10	Sheldon McClellan	g	4	9	1	4	2	4	6	8	1	11	5	1	0	0	36
13	Angel Rodriguez	g	3	8	1	4	8	10	1	2	3	4	15	2	3	0	26
02	Joe Thomas	g	0	0	0	0	0	0	0	0	1	0	0	0	0	0	2
12	James Palmer	g	2	4	0	1	2	2	1	2	3	1	6	1	0	0	14
20	Manu Lecomte	g	1	2	1	2	0	0	1	1	1	3	2	2	0	26	
22	Omar Sherman	g	2	5	1	4	0	0	3	3	2	5	2	1	0	0	20
33	Ivan CruzUceda	g	1	4	0	2	0	0	1	2	3	0	2	0	0	0	4
TEAM								1	1								
Totals			24	53	7	26	15	20	6	23	29	19	70	14	8	0	200
TOTAL FG%		1st Half:	13-27	48.1%	2nd Half:	11-26	42.3%										Game: 45.3%
3-Pt. FG%		1st Half:	5-14	35.7%	2nd Half:	2-12	16.7%										Game: 26.9%
FThrow %		1st Half:	2-4	50.0%	2nd Half:	1-3	33.3%										Game: 75.0%

Wake Forest 12-13, 4-8										tot-fg 3-pt										rebounds																			
Player										fg	fga	fg	fga	fta	of	de	tot	pf	tp	a	to	b	s	min															
02	Thomas, Devin	f	5	10	0	0	3	4	1	4	5	3	13	1	6	0	1	30																					
33	Rountree, Aaron	f	1	2	0	0	0	1	1	2	1	2	3	0	0	0	19																						
44	Mitoglou, Dinos	f	6	11	6	7	3	5	4	8	3	21	0	1	0	1	30																						
00	Miller-McIntyre, g	3	9	1	3	1	2	0	6	6	1	8	7	1	0	1	29																						
10	Wilbekin, Mitchell	g	3	8	2	6	1	2	0	2	0	9	3	1	0	1	31																						
01	Jones, Madison	g	0	1	0	0	0	1	3	4	1	0	4	2	0	0	16																						
11	McClinton, Greg	g	1	3	0	1	0	0	1	0	1	2	0	1	0	0	15																						
13	Leonard, Darius	g	6	9	2	4	0	2	5	2	7	2	14	0	1	0	14																						
25	Hudson, Cornelius	g	1	2	1	2	0	0	1	1	1	3	0	1	0	0	14																						
31	Washington, Andre	g	0	1	0	0	0	0	0	0	1	0	0	0	0	0	2																						
TEAM										1																													
Totals										26	56	12	23	8	15	13	24	37	14	72	18	14	0	200															
TOTAL FG%										1st Half: 15-28 53.6%										2nd Half: 11-28 39.3%										Game: 46.4%									
3-Pt. FG%										1st Half: 11-18 61.1%										2nd Half: 1-5 20.0%										Game: 52.2%									
F Throw %										1st Half: 1-3 33.3%										2nd Half: 7-12 58.3%										Game: 53.3%									

Officials: Tim Nestor, Raymond Styons, Brian Dorsey Attendance: 9918

Score by Periods	1st	2nd	Total
Miami	33	37	70
Wake Forest	42	30	72

Points in the paint-UM 34, WF 26. Points off turnovers-UM 17, WF 8.
2nd chance points-UM 11, WF 11. Fast break points-UM 4, WF 2.
Bench points-UM 16, WF 19. Score tied-4 times. Lead changed-8 times.
Last FG-UM 2nd-01:55, WF 2nd-01:31.
Largest lead-UM by 4 2nd-03:20, WF by 12 1st-14:55.
UM led for 05:56, WF led for 32:51. Game was tied for 01:13.

Miami 89, Boston College 86

Game 25

2-15-15

Conte Forum

Miami 16-9; 6-6		tot-fg 3-pt					rebounds											
Player		c	g	fg	fga	ft	fta	of	de	tot	pf	tp	a	to	b	s	min	
23	Tonye Jekiri	c	2	9	0	0	8	10	5	10	15	4	12	0	4	4	1	47
05	Davon Reed	g	6	10	3	4	4	0	6	6	4	19	3	1	0	1	45	
10	Sheldon McClellan	g	8	15	4	7	4	0	4	4	4	24	3	0	0	0	48	
12	James Palmer	g	0	4	0	3	2	0	3	3	3	2	0	1	1	1	24	
13	Angel Rodriguez	g	2	6	0	1	2	2	1	0	1	5	6	3	0	1	26	
00	Ja'Quan Newton	g	0	1	0	0	0	0	0	0	0	0	0	0	0	0	2	
01	Deandre Burnett	g	3	5	2	4	5	7	1	2	3	1	13	1	2	0	1	18
02	Joe Thomas	g	0	1	0	0	0	0	1	1	0	0	0	0	0	0	5	
20	Manu Lecomte	g	2	5	1	4	5	6	0	2	2	3	10	1	0	0	0	31
22	Omar Sherman	g	1	1	1	1	0	0	0	0	1	3	0	0	0	0	4	
TEAM								1	2									
TOTAL FG%			24	57	11	24	30	37	8	29	37	23	89	14	11	5	5	249
3-Pt. FG%		1st Half:	9-25	36.0%	2nd Half:	10-20	50.0%											
FThrow %		1st Half:	4-10	40.0%	2nd Half:	6-10	60.0%											
		1st Half:	6-8	75.0%	2nd Half:	12-14	85.7%											

BC 9-15: 1-11		tot-fg 3-pt					rebounds											
Player		fg	fga	fg	fga	fta	of	de	tot	pf	tp	a	to	b	s	min		
22 Brown, Aaron	f	2	9	0	4	6	8	0	3	3	4	10	4	1	0	1	43	
01 Batten, Dimitri	g	2	7	0	1	3	4	1	2	3	4	7	3	3	0	1	30	
21 Hanlan, Olivier	g	13	26	5	12	1	2	1	7	8	2	32	4	1	0	3	40	
24 Clifford, Dennis	g	3	7	0	0	4	5	0	4	4	10	1	1	1	0	28		
33 Heckmann, Patrick	g	4	7	1	2	4	4	4	8	5	13	6	3	3	0	47		
00 Owens, Garland	g	2	3	0	0	0	0	1	2	2	4	1	0	0	0	26		
04 Odio, Eddie	g	0	0	0	0	0	0	0	0	0	0	0	0	0	0	4		
10 Perpiglia, Steve	g	0	0	0	0	0	0	0	0	0	0	0	0	0	0	1		
11 Magarity, Will	g	4	7	2	5	0	1	0	3	3	2	10	0	1	0	0	18	
13 Cain Carney, John	g	0	0	0	0	0	0	0	0	0	0	0	0	0	0	2		
23 Dragicevich, Alex	g	0	0	0	0	0	0	0	0	0	0	0	0	0	0	2		
TEAM									3	2	5							
Totals			30	66	8	24	18	24	10	26	36	27	86	19	11	4	5	249
TOTAL FG%	1st Half:	10-26	38.5%	2nd Half:	12-22	54.5%												
3-Pt. FG%	1st Half:	5-13	38.5%	2nd Half:	2-7	28.6%												
F Throw %	1st Half:	5-7	71.4%	2nd Half:	10-13	76.9%												

Officials: Louie Andrakakos, John Gaffney, Clarence Armstrong

Technical fouls: Miami-None. Boston College-None.

Attendance: 3813

Score by Periods	1st	2nd	OT	OT2	Total
Miami	28	38	10	13	89
Boston College	30	36	10	10	86

Points in the paint-UM 24, BC 40. Points off turnovers-UM 9, BC 16.
2nd chance points-UM 4, BC 8. Fast break points-UM 0, BC 4.
Bench points-UM 26, BC 14. Score tied-15 times. Lead changed-15 times.
Last FG-UM OT2-02:27, BC OT2-00:06.
Largest lead-UM by 6 1st-16:19, BC by 7 2nd-08:27.
UM led for 16:42, BC led for 21:57. Game was tied for 11:00.

No. 12 Louisville 55, Miami 53

Game 27

2-21-15

KFC Yum! Center

Miami 17-10, 7-7		tot-fg 3-pt					rebounds										
Player		fg	fga	fg	fga	fta	of	de	tot	pf	tp	a	to	b	s	min	
22 Omar Sherman	f	3	7	1	4	0	1	1	2	7	0	1	1	1	1	20	
23 Tonye Jekiri	c	6	12	0	0	1	3	6	9	15	3	13	1	0	0	34	
05 Davon Reed	g	0	2	0	1	0	0	0	0	2	3	0	1	0	0	18	
10 Sheldon McClellan	g	7	13	3	6	0	1	3	4	1	17	2	0	0	1	37	
13 Angel Rodriguez	g	1	12	1	5	2	2	1	3	4	3	5	4	4	0	1	38
01 Deandre Burnett	g	3	4	1	1	2	2	0	0	1	9	0	2	0	0	16	
02 Joe Thomas	g	0	0	0	0	0	1	0	1	0	0	0	0	0	0	5	
12 James Palmer	g	0	0	0	0	0	0	0	0	0	0	0	0	0	0	3	
20 Manu Lecomte	g	1	2	0	0	0	1	0	1	0	2	0	4	0	0	9	
33 Ivan CruzUceda	g	0	4	0	2	0	1	4	5	1	0	1	1	0	1	20	
TEAM							1	1									
Totals			21	56	6	19	5	7	12	22	34	15	53	9	13	2	200
TOTAL FG%		1st Half:	12-29	41.4%	2nd Half:	9-27	33.3%	Game: 37.5%									
3-Pt. FG%		1st Half:	4-9	44.4%	2nd Half:	2-10	20.0%	Game: 31.6%									
FThrow %		1st Half:	1-2	50.0%	2nd Half:	4-5	80.0%	Game: 71.4%									

Louisville 21-6,9-5																	
Player	tot-fg	3-pt	rebounds														
	fg	fga	fg	fga	fta	of	de	tot	pf	tp	a	to	b	s	min		
24 HARRELL, Montreal	f	7	13	1	1	6	10	6	8	14	3	21	1	3	3	40	
25 BLACKSHEAR, Wayne	f	3	8	1	3	4	2	1	3	2	10	2	1	2	0	31	
32 ONUAKU, Chinanu	c	0	0	0	0	1	2	3	8	3	1	1	0	2	1	26	
00 ROZIER, Terry	g	3	15	0	4	0	1	6	7	1	6	2	2	0	3	39	
02 SNIDER, Quentin	g	2	2	0	1	0	0	0	0	0	0	0	0	0	0	5	
03 JONES, Chris	g	6	13	3	8	2	3	5	3	17	2	3	3	0	2	36	
12 MATHIAS, Mangok	g	0	2	0	0	0	1	1	2	0	0	0	0	0	0	7	
14 MAHMOUD, Anas	g	1	0	0	0	0	1	1	0	0	0	0	0	1	0	6	
21 AARON, Shaquan	g	2	0	0	0	0	1	1	0	0	0	1	0	0	0	9	
23 LEVITCH, David	g	0	0	0	0	0	0	0	1	0	0	0	0	0	1	1	
TEAM																	
Totals		19	56	5	18	12	19	17	24	41	13	55	8	10	8	9	200
TOTAL FG%	1st Half:	7-29	24.1%	2nd Half:	12-27	44.4%	Game: 33.9%										
3-Pt. FG%	1st Half:	1-5	20.0%	2nd Half:	4-13	30.8%	Game: 27.8%										
Fthrow %	1st Half:	4-6	66.7%	2nd Half:	8-13	61.5%	Game: 63.2%										

Miami 67, Pittsburgh 63
3-4-15 **Game 30**
Petersen Events Center

Miami 19-11, 9-8		tot-fg 3-pt					rebounds					a					to b s min				
Player		fg	fga	fg	fga	ft	fta	of	de	tot	pf	tp									
33 Ivan CruzUceda	f	2	4	1	2	0	0	1	2	3	0	5	0	0	0	0	0	0	9		
23 Tonye Jekiri	c	4	7	0	0	2	2	7	4	11	3	10	1	2	0	0	0	0	37		
05 Davon Reed	g	7	8	3	3	2	2	1	2	3	1	19	3	0	0	2	0	33			
10 Sheldon McClellan	g	6	16	1	4	7	8	2	2	4	2	20	4	2	0	1	0	38			
20 Manu Lecomte	g	2	3	1	2	2	0	1	1	1	1	7	1	1	0	0	0	18			
00 Ja'Quan Newton	g	2	8	0	0	2	0	3	3	1	4	1	0	0	0	0	0	33			
01 Deandre Burnett	g	0	5	0	1	2	2	0	2	2	1	2	0	0	0	1	1	18			
02 Joe Thomas	g	0	0	0	0	0	0	0	0	0	0	0	0	0	0	0	0	3			
12 James Palmer	g	0	2	0	1	0	0	0	0	0	0	0	0	0	0	1	0	6			
22 Omar Sherman	g	0	1	0	0	0	0	0	0	0	1	0	0	0	0	0	0	5			
TEAM								2	4	6											
Totals		23	54	6	12	15	18	13	20	33	12	67	10	7	1	4	200				

TOTAL FG% 1st Half: 12-31 38.7% 2nd Half: 11-23 47.8% Game: 42.6%
3-Pt. FG% 1st Half: 3-9 33.3% 2nd Half: 3-3 100% Game: 50.0%
F Throw % 1st Half: 2-3 66.7% 2nd Half: 13-15 86.7% Game: 83.3%

PITT 19-12, 8-9		tot-fg 3-pt				rebounds											
Player		f	g	fga	fgt	f	g	fga	fta	of	de	tot	pf	a	b	s	min
01 Jamel Artis	f	5	14	2	9	2	2	3	3	6	1	14	1	3	1	0	36
02 Michael Young	f	9	13	0	0	4	4	4	3	7	2	22	4	2	0	0	35
11 Derrick Randall	c	0	1	0	0	0	0	0	0	0	1	0	0	0	0	0	2
00 James Robinson	g	2	5	1	3	0	0	0	3	3	4	5	6	1	1	0	36
03 Cameron Wright	g	5	8	0	0	1	2	0	3	3	4	11	5	1	1	1	31
12 Chris Jones	g	0	3	0	2	0	0	1	1	2	3	0	0	0	0	0	19
13 Josh Newkirk	g	0	3	0	2	0	0	0	3	3	0	0	0	0	1	0	9
15 A Phillips-Nwankwo	g	0	0	0	0	0	0	1	1	2	0	0	0	0	0	0	6
21 Sheldon Jeter	g	4	7	3	5	0	0	1	1	2	1	11	2	0	1	1	26
TEAM									2	2							
Totals		25	54	6	21	7	8	10	20	30	16	63	18	8	5	2	200

TOTAL FG% 1st Half: 13-25 52.0% 2nd Half: 12-29 41.4% Game: 46.3%
3-Pt. FG% 1st Half: 4-10 40.0% 2nd Half: 2-11 18.2% Game: 28.6%
F Throw % 1st Half: 3-4 75.0% 2nd Half: 4-4 100% Game: 87.5%

Officials: Mike Eades(R), Sean Hull, Lamar Simpson
Technical fouls: Miami-None. PITT-None. Attendance: 10549
Score by Periods

	1st	2nd	Total
Miami	29	38	67
PITT	33	30	63

Points in the paint-UM 26,UP 22. Points off turnovers-UM 9,UP 4.
2nd chance points-UM 10,UP 9. Fast break points-UM 4,UP 7.
Bench points-UM 6,UP 11. Score tied 4-times. Lead changed 6-times.
Last FG-UM 2nd-01:20, UP 2nd-00:09.
Largest lead-UM by 7 1st-17:07, UP by 6 1st-05:59.
UM led for 13:11. UP led for 20:24. Game was tied for 06:25.

Miami 82, Virginia Tech 61
3-7-15 **Game 31**
Cassell Coliseum

Miami 20-11, 10-8		tot-fg 3-pt					rebounds					a to b s min						
Player		c	fg	fga	fg	fga	ft	fta	of	de	tot	pf	tp	a	to	b	s	min
23	Tonye Jekiri	c	1	4	0	0	2	2	1	2	3	0	4	1	2	0	1	16
05	Davon Reed	g	1	3	1	1	1	2	1	4	5	3	4	2	1	2	2	30
10	Sheldon McClellan	g	2	8	0	4	2	2	1	3	4	1	6	5	1	1	2	35
12	James Palmer	g	5	10	5	5	2	2	3	1	4	2	17	1	1	0	0	27
20	Manu Lecomte	g	6	8	5	6	3	4	0	1	1	4	20	0	0	0	0	24
00	Ja'Quan Newton	g	2	6	0	1	4	4	0	4	4	1	8	3	1	0	0	22
01	Deandre Burnett	g	1	5	0	3	0	0	1	2	3	2	2	3	0	0	0	20
11	Mike Fernandez	g	0	0	0	0	0	0	0	0	0	0	0	0	0	0	0	1
22	Omar Sherman	g	1	1	1	1	0	0	0	0	0	0	3	0	0	0	0	2
33	Ivan CruzUceda	g	7	11	3	4	1	1	2	3	5	3	18	0	1	0	1	22
35	Chris Stowell	g	0	0	0	0	0	0	0	0	0	0	0	0	0	0	0	1
TEAM									2	2								
Totals			26	56	15	25	15	17	11	20	31	16	82	15	7	3	6	200

TOTAL FG% 1st Half: 17-30 56.7% 2nd Half: 9-26 34.6% Game: 46.4%
3-Pt. FG% 1st Half: 10-16 62.5% 2nd Half: 5-9 55.6% Game: 60.0%
F Throw % 1st Half: 2-2 100% 2nd Half: 13-15 86.7% Game: 88.2%

VT 10-21, 2-16		tot-fg 3-pt					rebounds					a to b s min						
Player		f	g	fga	fg	fta	of	de	tot	pf	tp	a	b	s	min			
22	Beyer,Christian	f	1	1	0	0	0	1	1	3	2	0	1	0	10			
03	Smith,Adam	g	1	6	0	2	1	3	0	0	0	1	3	0	0	18		
11	Wilson,Devon	g	0	1	0	0	0	0	1	1	0	0	2	1	0	20		
13	Hill,Ahmed	g	6	11	0	1	5	5	1	3	4	1	17	1	1	0	35	
25	Johnston,Will	g	1	3	1	3	0	0	4	4	0	3	0	0	0	0	18	
00	Shane Henry	g	0	0	0	0	0	0	1	1	0	0	0	0	0	0	6	
01	Muller,Malik	g	1	2	1	2	0	0	0	2	2	1	3	2	1	0	13	
10	Bibbs,Justin	g	4	10	2	4	1	2	0	1	1	3	11	1	1	0	31	
21	Pierce,Satchel	g	5	8	0	3	4	4	3	7	4	13	0	3	2	0	23	
23	Hudson,Jalen	g	3	6	2	3	1	3	0	1	1	2	9	4	4	0	26	
TEAM									3	2	5							
Totals			22	48	6	15	11	17	8	19	27	15	61	10	12	2	0	200

TOTAL FG% 1st Half: 7-20 35.0% 2nd Half: 15-28 53.6% Game: 45.8%
3-Pt. FG% 1st Half: 1-5 20.0% 2nd Half: 5-10 50.0% Game: 40.0%
F Throw % 1st Half: 3-7 42.9% 2nd Half: 8-10 80.0% Game: 64.7%

Officials: Jerry Heater, Dwayne Gladden, Sean Casady
Technical fouls: Miami-None. Virginia Tech-None. Attendance: 5421
Score by Periods

	1st	2nd	Total
Miami	46	36	82
Virginia Tech	18	43	61

Points in the paint-UM 18,VT 26. Points off turnovers-UM 19,VT 6.
2nd chance points-UM 15,VT 6. Fast break points-UM 2,VT 2.
Bench points-UM 31,VT 36. Score tied 0-times. Lead changed 2-times.
Last FG-UM 2nd-00:45, VT 2nd-00:14.
Largest lead-UM by 30 2nd-12:28, VT by 1 1st-18:09.
UM led for 39:08. VT led for 00:26. Game was tied for 00:26.

Miami 59, Virginia Tech 49
3-11-15 **Game 32**
Greensboro Coliseum

Virginia Tech 11-22		tot-fg 3-pt						rebounds												
Player		f	g	f	g	f	g	f	a	o	f	d	t	pf	tp	a	t	b	s	min
21 Pierce,Satchel	f	1	1	0	0	0	0	0	0	0	0	2	2	0	0	4	1	0	13	
01 Muller,Malik	g	1	3	0	2	0	0	0	1	3	2	2	2	0	1	0	1	0	18	
10 Bibbs,Justin	g	2	13	0	4	0	0	0	1	2	3	2	4	2	2	0	0	38		
11 Wilson,Devin	g	3	3	0	0	1	1	1	2	3	3	7	4	1	0	0	0	36		
13 Hill,Ahmed	g	4	10	1	2	1	3	0	6	6	4	10	2	0	0	1	23			
00 Henry,Shane	g	0	0	0	0	0	0	0	1	1	2	0	0	1	0	0	8			
03 Smith,Adam	g	4	11	2	6	0	0	0	3	3	1	10	0	0	0	0	24			
22 Beyer,Christian	g	4	4	0	0	1	2	0	5	5	9	0	0	0	0	0	18			
23 Hudson,Jalen	g	2	7	0	1	1	2	1	1	2	2	5	0	0	0	0	21			
25 Johnston,Will	g	0	0	0	0	0	0	0	0	0	0	0	0	0	0	0	1			
TEAM								1	1											
Totals		21	52	3	15	4	8	4	22	26	18	49	8	9	1	2	200			

TOTAL FG% 1st Half: 9-23 39.1% 2nd Half: 12-29 41.4% Game: 40.4%
3-Pt. FG% 1st Half: 1-7 14.3% 2nd Half: 2-8 25.0% Game: 20.0%
F Throw % 1st Half: 0-0 0.0% 2nd Half: 4-8 50.0% Game: 50.0%

Miami 21-11		tot-fg 3-pt				rebounds												
	Player	fg	fga	fg	fga	ft	fta	of	de	tot	pf	tp	a	to	b	s	min	
23	Tonye Jekiri	f	4	8	0	0	1	2	1	7	8	4	9	1	0	1	0	24
05	Davon Reed	g	4	8	2	2	0	0	1	3	4	1	10	1	2	1	0	36
10	Sheldon McClellan	g	5	9	2	4	4	6	0	6	6	2	16	0	0	1	0	40
12	James Palmer	g	1	1	0	0	0	0	3	3	0	2	1	3	1	0	0	16
20	Manu Lecomte	g	0	6	0	2	6	6	0	1	1	0	6	5	0	0	0	24
00	Ja'Quan Newton	g	0	1	0	0	0	0	0	3	3	1	0	0	0	3	0	18
01	Deandre Burnett	g	3	7	1	4	0	0	0	1	1	2	7	0	0	0	0	27
13	Angel Rodriguez	g	1	4	0	1	3	4	1	1	2	0	5	1	0	0	1	10
33	Ivan CruzUceda	g	2	3	0	1	0	0	0	3	3	1	4	0	0	0	0	15
TEAM								1	1	2								
Totals			20	47	5	14	14	18	4	29	33	11	59	9	8	4	3	200

TOTAL FG% 1st Half: 10-22 45.5% 2nd Half: 10-25 40.0% Game: 42.6%
3-Pt. FG% 1st Half: 2-8 25.0% 2nd Half: 3-6 50.0% Game: 35.7%
F Throw % 1st Half: 3-4 75.0% 2nd Half: 11-14 78.6% Game: 77.8%

Officials: Jerry Heater, Raymond Styons, Tim Comer
Attendance: 22026

Score by Periods

	1st	2nd	Total
Virginia Tech	19	30	49
Miami	25	34	59

Points in the paint-VT 24,UM 28. Points off turnovers-VT 3,UM 6.
2nd chance points-VT 3,UM 4. Fast break points-VT 8,UM 2.
Bench points-VT 24,UM 16. Score tied 4-times. Lead changed 10-times.
Last FG-VT 2nd-00:57, UM 2nd-02:10.
Largest lead-VT by 3 1st-12:58, UM by 10 2nd-00

Miami 63, Richmond 61
3-24-15

Game 36
Robins Center

Miami 24-12		tot-fg 3-pt						rebounds											
Player		f	g	fga	fg	fga	ft	f	g	fga	fg	ft	a	o	b	s	min		
33 Ivan CruzCueda	f	0	3	0	2	0	0	0	3	3	0	0	0	0	0	0	14		
23 Tonye Jekiri	c	3	10	0	0	2	2	6	4	10	4	8	1	1	0	2	35		
05 Davon Reed	g	1	6	0	3	8	11	1	11	12	2	10	2	1	0	0	34		
10 Sheldon McClellan	g	6	13	2	6	2	2	1	5	6	3	16	0	1	0	0	34		
20 Manu Lecomte	g	1	4	0	0	2	2	0	0	0	5	4	0	0	0	0	18		
00 Ja'Quan Newton	4	10	0	0	3	4	2	3	5	3	11	2	2	0	0	0	26		
01 Deandre Burnett	1	8	0	4	3	4	1	1	2	0	5	0	1	0	2	15			
02 Joe Thomas	3	4	0	0	1	1	5	1	6	0	7	0	0	0	0	11			
12 James Palmer	0	2	0	0	2	2	0	1	1	0	2	0	0	0	0	9			
22 Omar Sherman	0	1	0	1	0	0	0	0	0	0	0	0	0	0	0	4			
TEAM								1	1	2			1						
Totals		19	61	2	16	23	28	17	30	47	17	63	5	7	0	4	200		

TOTAL FG%	1st Half: 9-30 30.0%	2nd Half: 10-31 32.3%	Game: 31.1%
3-Pt. FG%	1st Half: 0-8 0.0%	2nd Half: 2-8 25.0%	Game: 12.5%
F Throw %	1st Half: 0-0 0.0%	2nd Half: 23-28 82.1%	Game: 82.1%

Richmond 21-14		tot-fg 3-pt					rebounds										
Player		fg	fga	fg	fga	ft	fta	of	de	tot	pf	tp	a	to	b	s	min
10 CLINE, TJ	f	7	15	3	9	0	2	0	2	2	2	17	0	2	0	0	24
11 TAYLOR, Deion	f	0	1	0	1	0	2	0	5	5	4	0	1	0	0	1	26
15 ALLEN, Terry	f	7	12	0	2	4	4	2	9	11	1	18	0	0	1	1	31
00 ANTHONY, Kendall	g	3	12	1	3	4	4	0	2	2	3	11	4	1	0	0	36
05 DAVIS, Trey	g	0	0	0	0	0	0	0	3	3	4	0	2	1	0	0	33
01 JONES, Josh	1	2	1	1	0	0	1	0	1	1	1	3	0	1	0	1	10
03 JONES, ShawnDre'	1	8	0	4	6	9	0	1	1	2	8	3	1	0	0	24	
33 NELSON-ODODA	2	4	0	1	0	0	1	5	6	3	4	2	0	3	0	16	
TEAM								1	1				1				
Totals		21	54	5	21	14	21	5	27	32	20	61	12	7	4	3	200

TOTAL FG%	1st Half: 12-28 42.9%	2nd Half: 9-26 34.6%	Game: 38.9%
3-Pt. FG%	1st Half: 3-11 27.3%	2nd Half: 2-10 20.0%	Game: 23.8
F Throw %	1st Half: 3-4 75.0%	2nd Half: 11-17 64.7%	Game: 66.7%

Officials: Brent Hampton, Tony Henderson, Terry Moore
Technical fouls: Miami-None. Richmond-None.


Attendance: 6126

Score by Periods	1st	2nd	Total
Miami	18	45	63
Richmond	30	31	61

Points in the paint-UM 28,UR 24. Points off turnovers-UM 9,UR 8.
2nd chance points-UM 18,UR 4. Fast break points-UM 0,UR 4.
Bench points-UM 25,UR 15. Score tied-1 time. Lead changed-1 time.
Last FG-UM 2nd-01:01, UR 2nd-00:07.
Largest lead-UM by 6 2nd-00:26, UR by 18 2nd-16:51.
UM led for 01:01. UR led for 37:23. Game was tied for 01:30.

Miami vs. Temple
3-31-15

Game 37
Madison Square Garden



DEANDRE BURNETT

Redshirt Freshman | Guard | 6-2 | 195

1

Miami, Fla. | Carol City HS | Massanutten Military Academy (Va.)

"There's basketball terminology to describe Deandre to a tee — two words: Bucket getter. He gets buckets. He just knows how to score." — Coach L

- Name is Deandre, but goes by Dre.
- Scorer's DNA.
- Attack mentality off the dribble.
- A pure scorer who can fill it up from deep, knock down medium range jumpers, drive to the basket, hit floaters, and also finish in transition.
- Loves the gym and working on his game; wants to be a great player.
- Throws his body into gaps and creates contact. Crafty and strong.
- Possesses an array of shots — layup, floater, pull up jumper, 3-pointer.
- Max bench: 315, up 85 pounds since his arrival. 185 Bench: 20x.
- Took advantage of redshirt year, and made both himself and others better.
- 2012 Parade All-American.
- In 2013-14 scored 16 points in 22 minutes in the exhibition game, then injured wrist before regular season opener, forcing redshirt season.
- In Spain in August 2014, was the team's second-leading scorer at 14.3 ppg in four contests.
- As a high school senior, averaged 37 ppg, 5 apg and 6 rpg.
- Dropped 25 points and dished 11 assists against Hialeah, when Coach L was watching in the stands.
- Notched 45 points three times in his final prep season.
- Brother Dalvin Cook is a freshman football player at Florida State.
- Favorites: Food: Chicken Ramen Noodles. Pro athlete: Dwyane Wade. Cuban dish: Rice and beans. Quote: Only the strong survive. Ice cream: Vanilla.
- Best advice received: Never give up. Why UM: To stay close to my family in Miami. Started playing basketball: Ninth grade. Dream job: Basketball analyst. Favorite UM athlete: Sean Taylor.

High School: A 2012 *Parade All-American*, one of only two players from the state of Florida and one of five Atlantic Coast Conference recruits to earn the honor ... Third in the nation in scoring as a high school senior ... As a senior, averaged 37 ppg, 5 apg, and 6 rpg ... Notched 45 points three times in his final prep season ... Recorded 25 points and 11 assists in first game Coach L saw him play ... Class AA Player of the Year ... All-state ... First team Miami-Dade County ... As a junior, averaged 28 ppg ... Played for Barry Robinson at Carol City High School ... Earned varsity letters all four years ... On academic honor roll ... Played final year at Massanutten Military Academy in Virginia.

Personal: Name is Deandre, but goes by Dre ... Born Deandre Jammal Burnett on January 29, 1994 in Miami ... Son of Varondria Burnett and James Cook ... Brother to Dalvin, James, Daneisha, Jamiya, and Jameisha ... Brother Dalvin Cook is a freshman football player at Florida State ... Grew up a Canes fan ... Also recruited by South Carolina, Ole Miss, Marshall, Virginia, and La Salle ... Majoring in sports administration ... Played AAU for Team U ... Larrañaga's third signee from the state of Florida, joining former Hurricane Shane Larkin (Dr. Phillips) and current junior Tonye Jekiri (Champaign).

Burnett Season Highs

Points

Season: 21, vs. Green Bay, 12/6/14
 ACC: 13, at Boston College, 2/16/15

Rebounds

Season: 8, vs. Illinois, 12/2/14
 ACC: 3 (2x) last at Virginia Tech, 3/7/15

Assists

Season: 4, vs. Charleston, 12/30/14
 ACC: 3, at Virginia Tech, 3/7/15

Steals

Season: 2 (4x) last at Richmond, 3/24/15
 ACC: 1 (2x) last at Pittsburgh, 3/4/15

Blocked Shots

Season: 1 (4x) last vs. Boston College, 1/10/15
 ACC: 1 (2x) last at Pittsburgh, 3/4/15

Field Goals

Season: 8, vs. Green Bay, 12/6/14
 ACC: 5, vs. Virginia, 01/03/15

Field Goal Attempts

Season: 16 (2x) last vs. Green Bay, 12/6/14
 ACC: 9, vs. Virginia, 01/03/15

Free Throws

Season: 5, at Boston College, 2/16/15
 ACC: 5, at Boston College, 2/16/15

Free Throw Attempts

Season: 7, at Boston College, 2/16/15
 ACC: 7, at Boston College, 2/16/15

3-Point Field Goals

Season: 3 (4x) last vs. Alabama, 3/21/15
 ACC: 2 (2x) last at Boston College, 2/16/15

3-Point Field Goal Attempts

Season: 10, vs. Illinois, 12/2/14
 ACC: 5, vs. Virginia, 01/03/15

Minutes

Season: 33, vs. Virginia, 01/03/15
 ACC: 33, vs. Virginia, 01/03/15

BURNETT CAREER STATISTICS

Season	GP	GS	Min.	Avg.	FG	FGA	Pct.	3-Point				Free Throws				Rebounds			PF	FO	Ast.	TO	Blk	Stl	Scoring		
								FG	FGA	Pct.	FT	FTA	Pct.	Off.	Def.	Tot.	Avg.	Pts.							Avg.		
2014-15	26	3	452	17.4	60	166	.361	26	91		.286	39	52		.750	13	41	54	2.1	28	0	14	21	4	13	185	7.1

BURNETT 2014-15

Opponent	Date	GS	Min	FG	FGA	Pct	3FG	FGA	Pct	FT	FTA	Pct	Off	Def	Tot	Avg	PF	FO	A	TO	Blk	Stl	Pts	Avg
HOWARD	11-14-14		20	2	11	.182	1	3	.333	4	4	1.000	1	3	4	4.0	2	0	1	2	0	1	9	9.0
at Florida	11-17-14		6	1	2	.500	0	1	.000	0	0	.000	0	0	0	2.0	0	0	0	0	0	2	5.5	
SOUTH ALABAMA	11-28-14		16	4	9	.444	2	4	.500	0	0	.000	1	1	2	2.0	0	0	0	0	1	0	10	7.0
ILLINOIS	12-02-14		24	7	16	.438	3	10	.300	2	2	1.000	1	7	8	3.5	0	0	0	0	0	1	19	10.0
GREEN BAY	12-06-14		29	8	16	.500	3	8	.375	2	4	.500	1	2	3	3.4	1	0	0	1	1	2	21	12.2
SAVANNAH STATE	12-08-14		15	1	4	.250	0	1	.000	2	2	1.000	1	1	2	3.2	0	0	0	2	0	0	4	10.8
EASTERN KENTUCKY	12-19-14		24	3	9	.333	3	8	.375	0	0	.000	1	4	5	3.4	1	0	0	1	0	2	9	10.6
vs Providence	12-22-14		18	1	4	.250	0	2	.000	1	4	.250	2	3	5	3.6	1	0	0	1	0	0	3	9.6
CHARLESTON	12-30-14		20	1	6	.167	1	5	.200	4	6	.667	0	4	4	3.7	1	0	4	0	0	0	7	9.3
VIRGINIA	01-03-15		33	5	9	.556	2	5	.400	0	1	.000	0	2	2	3.5	2	0	0	0	0	0	12	9.6
BOSTON COLLEGE	01-10-15	*	23	2	7	.286	1	4	.250	2	3	.667	0	0	0	3.2	2	0	2	1	1	0	7	9.4
at Duke	01-13-15	*	8	0	1	.000	0	1	.000	1	2	.500	0	0	0	2.9	1	0	0	1	0	0	1	8.7
at Notre Dame	01-17-15	*	6	0	0	.000	0	0	.000	0	0	.000	0	1	1	2.8	1	0	0	2	0	0	0	8.0
GEORGIA TECH	01-28-15		8	1	6	.167	1	4	.250	0	0	.000	0	0	0	2.6	1	0	0	1	0	0	3	7.6
at Boston College	02-16-15		18	3	5	.600	2	4	.500	5	7	.714	1	2	3	2.6	1	0	1	2	0	1	13	8.0
VIRGINIA TECH	02-18-15		17	0	3	.000	0	2	.000	2	2	1.000	1	0	1	2.5	1	0	2	2	0	0	2	7.6
at Louisville	02-21-15		16	3	4	.750	1	1	1.000	2	2	1.000	0	0	0	2.4	1	0	0	2	0	0	9	7.7
FLORIDA STATE	02-25-15		11	0	2	.000	0	1	.000	0	0	.000	0	0	0	2.2	0	0	0	0	0	0	0	7.3
NORTH CAROLINA	02-28-15		5	3	5	.600	0	2	.000	0	0	.000	0	1	1	2.2	2	0	0	1	0	0	6	7.2
at PITT	03-04-15		18	0	5	.000	0	1	.000	2	2	1.000	0	2	2	2.2	1	0	0	0	1	1	2	7.0
at Virginia Tech	03-07-15		20	1	5	.200	0	3	.000	0	0	.000	1	2	3	2.2	2	0	3	0	0	0	2	6.7
vs Virginia Tech	03-11-15		27	3	7	.429	1	4	.250	0	0	.000	0	1	1	2.1	2	0	0	0	0	0	7	6.7
vs Notre Dame	03-12-15		13	3	8	.375	0	2	.000	3	3	1.000	0	0	0	2.0	2	0	0	0	0	2	9	6.8
NC CENTRAL	03-17-15		23	3	7	.429	2	6	.333	2	2	1.000	1	1	2	2.0	2	0	0	0	0	0	10	7.0
ALABAMA	03-21-15		19	4	7	.571	3	5	.600	2	2	1.000	0	3	3	2.1	1	0	1	1	0	1	13	7.2
at Richmond	03-24-15		15	1	8	.125	0	4	.000	3	4	.750	1	1	2	2.1	0	0	0	1	0	2	5	7.1



IVAN CRUZ UCEDA

Junior | Forward | 6-10 | 237

33

Madrid, Spain | Harcum College (Pa.)

Cruz Uceda Season Highs

Points

Season: 18, at Virginia Tech, 3/7/15
ACC: 18, at Virginia Tech, 3/7/15

Rebounds

Season: 7, vs. Alabama, 3/21/15
ACC: 5 (4x) last at Virginia Tech, 3/7/15

Assists

Season: 1 (3x) last at Louisville, 2/21/15
ACC: 1 (3x) last at Louisville, 2/21/15

Steals

Season: 2, vs. Louisville, 2/3/15
ACC: 2, vs. Louisville, 2/3/15

Blocked Shots

Season: 2, vs. Alabama, 3/21/15
ACC: 1, vs. Louisville, 2/3/15

Field Goals

Season: 7, at Virginia Tech, 3/7/15
ACC: 7, at Virginia Tech, 3/7/15

Field Goal Attempts

Season: 11, at Virginia Tech, 3/7/15
ACC: 11, at Virginia Tech, 3/7/15

Free Throws

Season: 5, vs. Florida State, 2/25/15
ACC: 5, vs. Florida State, 2/25/15

Free Throw Attempts

Season: 6, vs. Florida State, 2/25/15
ACC: 6, vs. Florida State, 2/25/15

3-Point Field Goals

Season: 3 (3x) last at Virginia Tech, 3/7/15
ACC: 3 (3x) last at Virginia Tech, 3/7/15

3-Point Field Goal Attempts

Season: 7, vs. North Carolina, 2/28/15
ACC: 7, vs. North Carolina, 2/28/15

Minutes

Season: 32, vs. Alabama, 3/21/15
ACC: 25, vs. North Carolina, 2/28/15

- First name Ivan is pronounced E-von. Born in Madrid, Spain. First language is Spanish.
- European style game; Vlade Divac type of player.
- Inside-outside threat.
- Clever player. Will beat guys with his intelligence and skill.
- Very good passer.
- Transforming his body, getting leaner and stronger. Never consistently lifted weights before coming to Miami.
- Max bench: 235. 185 Bench: 9x.
- Good instincts for offensive situations.
- Did not speak English before attending Harcum College.
- All-American (H.M.) and All-National Tournament Team at Harcum.
- Set school record for rebounds in game (29) and career (635) at Harcum.
- Averaged 14.6 points, 9.6 rebounds, 2.0 assists, 1.1 steals and 1.1 blocks per game at Harcum.
- Helped lead Harcum to the junior college national semifinals.
- Holds season record for 3-point percentage (45.5%).
- Favorites: Food: Cocido (chickpea-based stew from Madrid, Spain). Music: 80s Music, Otis Redding, Marvin Gaye. Movie: Gladiator. Book: Drazen Petrovic book. Pro athlete: Larry Bird. Cuban dish: Rice and beans with fried plantains.
- Biggest fear: Insects. Best advice received: Believe in yourself. Why UM: Coaches and location. Started playing basketball: 12 years old.

Harcum College

Ranked No. 55 overall by ESPN ... All-American (H.M.) ... All-National Tournament Team ... Averaged 14.6 points, 9.6 rebounds, 2.0 assists, 1.1 steals and 1.1 blocks in 23.3 minutes per game in second season ... Hit 62.5 percent from field, 45.5 percent from long range and 72.4 percent at line ...

Advanced to NJCAA Division I National Semifinals in Hutchinson, Kan., marking first final four appearance in school history ... In NJCAA Region XV Championship, hit 15 of team-best 21 points from behind 3-point line, making five of 10 tries, and grabbed 12 rebounds ... Set school record for rebounds in game (29) and career (635) ... Fourth-highest scorer in Harcum history with 957 points, sixth in blocked shots (76) ... Holds season record for 3-point percentage (45.5%) ... Honors Society.

Personal


First name Ivan is pronounced E-von ... Born Oct. 24, 1991 in Madrid, Spain ... Son of Jose Gabriel Cruz and Pilar Uceda ... Brother to Maria ... Father played pro basketball for Club Deportivo Cajamadrid in Spain ... Majoring in sports management ... Attended Giner de los Rios high school ... Played basketball for Estudiantes in Spain where he averaged 12 points and seven rebounds per game ... Also played for Club Baloncesto Alcobendas, Colegio Brains, Club Baloncesto Las Rozas ... Also recruited by Marquette, Ohio State, Penn State and Villanova.

CRUZ UCEDA CAREER STATISTICS

Season	GP	GS	Min.	Avg.	FG	FGA	Pct.	3-Point	3-Point	Pct.	Free Throws	Free Throws	Pct.	Off.	Rebounds	Rebounds	Avg.	PF	FO	Ast.	TO	Blk	Stl	Scoring	Scoring
								FG	FGA		FT	FTA			Def.	Tot.								Pts.	Avg.

2014-15	19	4	302	15.9	34	86	.395	18	53	.340	14	17	.824	16	49	65	3.4	16	0	3	13	3	7	100	5.3
---------	----	---	-----	------	----	----	------	----	----	------	----	----	------	----	----	----	-----	----	---	---	----	---	---	-----	-----

CRUZ UCEDA 2014-15		TOTAL				3-PTS		FREE THROWS			REBOUNDS													
Opponent	Date	GS	Min	FG	FGA	Pct	3FG	FGA	Pct	FT	FTA	Pct	Off	Def	Tot	Avg	PF	FO	A	TO	Blk	Stl	Pts	Avg
at Notre Dame	01-17-15		3	1	2	.500	0	0	.000	0	0	.000	0	0	0	0.0	0	0	0	0	0	0	2	2.0
NC STATE	01-22-15		12	1	4	.250	0	3	.000	0	0	.000	0	2	2	1.0	0	0	0	3	0	0	2	2.0
at Syracuse	01-24-15		19	1	2	.500	1	2	.500	0	0	.000	0	5	5	2.3	2	0	1	1	0	0	3	2.3
GEORGIA TECH	01-28-15		16	2	6	.333	1	4	.250	0	0	.000	1	3	4	2.8	0	0	1	0	0	0	5	3.0
at Florida State	02-01-15		8	1	3	.333	0	2	.000	0	0	.000	0	1	1	2.4	3	0	0	0	0	0	2	2.8
LOUISVILLE	02-03-15		23	1	4	.250	1	3	.333	1	2	.500	1	3	4	2.7	0	0	0	2	1	2	4	3.0
CLEMSON	02-08-15		11	3	8	.375	3	6	.500	1	2	.500	3	2	5	3.0	0	0	0	0	0	0	10	4.0
at Wake Forest	02-11-15		4	1	4	.250	0	2	.000	0	0	.000	1	2	3	3.0	0	0	0	0	0	0	2	3.8
VIRGINIA TECH	02-18-15		3	0	0	.000	0	0	.000	0	0	.000	0	1	1	2.8	0	0	0	0	0	0	0	3.3
at Louisville	02-21-15		20	0	4	.000	0	2	.000	0	0	.000	1	4	5	3.0	1	0	1	1	0	1	0	3.0
FLORIDA STATE	02-25-15		19	0	3	.000	0	2	.000	5	6	.833	1	2	3	3.0	2	0	0	0	0	0	5	3.2
NORTH CAROLINA	02-28-15		25	3	7	.429	3	7	.429	2	2	1.000	1	1	2	2.9	1	0	0	0	0	1	11	3.8
at PITT	03-04-15	*	9	2	4	.500	1	2	.500	0	0	.000	1	2	3	2.9	0	0	0	0	0	0	5	3.9
at Virginia Tech	03-07-15		22	7	11	.636	3	4	.750	1	1	1.000	2	3	5	3.1	3	0	0	1	0	1	18	4.9
vs Virginia Tech	03-11-15		15	2	3	.667	0	1	.000	0	0	.000	0	3	3	3.1	1	0	0	0	0	0	4	4.9
vs Notre Dame	03-12-15		23	4	7	.571	2	4	.500	0	0	.000	1	3	4	3.1	2	0	0	1	0	0	10	5.2
NC CENTRAL	03-17-15	*	24	2	2	1.000	2	2	1.000	2	2	1.000	1	4	5	3.2	1	0	0	3	0	1	8	5.4
ALABAMA	03-21-15	*	32	3	9	.333	1	5	.200	2	2	1.000	2	5	7	3.4	0	0	0	1	2	1	9	5.6
at Richmond	03-24-15	*	14	0	3	.000	0	2	.000	0	0	.000	0	3	3	3.4	0	0	0	0	0	0	0	5.3



TONYE JEKIRI

Junior | Center | 7-0 | 244

Hialeah, Fla. | Champagnat Catholic School (Fla.) | Port Harcourt, Nigeria

23

Gildan Charleston Classic All-Tournament Team
ACSM & Coaches 2015 All-ACC Defensive Team

2014-15 All-ACC Basketball Team, H.M.

"Tonye is playing with a lot more confidence than he did last season" — Coach L

- Only remaining player from the 2013 ACC Championship and NCAA Sweet 16 team, after 10 graduated and one player jumped to the NBA.
- Has only played basketball for five years after moving from Nigeria to South Florida in September 2010 to begin hoops career. Previously played soccer in Africa, but his height led him to hoops.
- Gained 30 pounds from arrival on campus freshman year.
- Terrific learner who picks up concepts quickly.
- Good passer for his size.
- One of three players returning from the 2013-14 squad.
- Rebounder and shot blocker who is developing his offensive game.
- Can play with back to basket or step out for a 15-17-foot jump shot.
- Runs the floor like a guard and has unstoppable motor. Exceptionally fast and athletically gifted for a big man.
- Saints fan because of former Hurricane Jimmy Graham.
- Second Florida recruit in Larrañaga era, following Shane Larkin.
- First time he saw snow was on a roadtrip to UMass on Dec. 1, 2012, during freshman season.
- Acclimated himself well from Nigeria to U.S. culture.
- Chose jersey number 23 because July 23 is birthday.
- Approach vertical: 37. • 185 Bench: 14x.
- Favorites: Food: Rice & chicken. Basketball movie: Love & Basketball. Sport besides basketball: Soccer.
- Why UM: The coaching staff.
- Jekiri on his arrival in the United States: "I remember I took a shower, was wondering where the water was coming from. In Africa you go fetch it with a bucket, or you see a tank that stores the water at the back of the house. Over here I was asking where the water was coming from. I kept looking because I'd been in the shower for so long and the water just kept coming out, didn't run out. That was one thing I was shocked about it."

High School: Rated the 17th-best center in the country by ESPN.com and No. 13 by Scout.com ... Averaged 20 points, 12 rebounds and 5 blocks per game as a senior ... Notched 45 points and 20 rebounds in regional semifinals and 18 points, 14 rebounds and six blocks in regional finals ... Led his team to the 2A state title game ... First team 2011-12 Boys Class 2A All-State Team ... First Team All-FHSAA Tournament at state championships ... Orlando Sentinel's 2011-12 All-Florida boys basketball team ... Averaged 14 points and 10 rebounds per game as a junior with Champagnat, his first year of organized hoops ... Team MVP ... Team captain ... On the AAU circuit, played for Team Breakdown ... Dominated at the Source Hoops Elite Camp and led Team Breakdown to championships in the Breakdown Hoops Festival and the Big Shots Myrtle Beach I ... Can play with his back to the basket or step out for a 10-12-foot shot ... Runs the floor like a guard and has an unstoppable motor.

Personal: Born July 23, 1994 in Nigeria ... Given name is Tonye Frank Jekiri (TAHN-jay Ya-KEER-EE) ... Son of Emiliania and Frank ... Brother to Tammie, Omiebi and Boma ... Majoring in sports administration ... Chose his jersey number 23 because July 23 is his birthday ... Originally from Nigeria, Jekiri moved to South Florida in September 2010 to begin his basketball career ... Previously played soccer ... Chose Miami over considerations from Virginia Tech, Clemson, Florida State, Auburn, Vanderbilt and Alabama ... Jekiri was Larrañaga's second recruit from the state of Florida, joining former Canes PG Shane Larkin from Orlando, Fla.

Jekiri Season / Career Highs

Points

Season: 15, vs. Virginia Tech, 2/18/15
Career: 15 (2x) last vs. Virginia Tech, 2/18/15
ACC: 15 (2x) last vs. Virginia Tech, 2/18/15

Rebounds

Season: 17, vs. Clemson, 2/8/15
Career: 17, vs. Clemson, 2/8/15
ACC: 17, vs. Clemson, 2/8/15

Assists

Season: 8, vs. South Alabama, 11/28/14
Career: 8, vs. South Alabama, 11/28/14
ACC: 4, vs. Syracuse, 1/25/14

Steals

Season: 4, at Duke, 1/13/15
Career: 4, at Duke, 1/13/15
ACC: 4, at Duke, 1/13/15

Blocked Shots

Season: 5 (2x) last vs. Clemson, 2/8/15
Career: 5 (2x) last vs. Clemson, 2/8/15
ACC: 5, vs. Clemson, 2/8/15

Field Goals

Season: 6 (2x) last at Louisville, 2/21/15
Career: 6 (2x) last at Louisville, 2/21/15
ACC: 6, (2x) last at Louisville, 2/21/15

Field Goal Attempts

Season: 14, vs. Louisville, 2/3/15
Career: 14, vs. Louisville, 2/3/15
ACC: 14, vs. Louisville, 2/3/15

Free Throws

Season: 8, at Boston College, 2/16/15
Career: 8, at Boston College, 2/16/15
ACC: 8, at Boston College, 2/16/15

Free Throw Attempts

Season: 10, at Boston College, 2/16/15
Career: 10, at Boston College, 2/16/15
ACC: 10, at Boston College, 2/16/15

3-Point Field Goals

Season: 1, vs. Alabama, 3/21/15
Career: 1, vs. Alabama, 3/21/15
ACC: --

3-Point Field Goal Attempts

Season: 1, vs. Alabama, 3/21/15
Career: 1, vs. Alabama, 3/21/15
ACC: --

Minutes

Season: 47, at Boston College, 2/16/15
Career: 47, at Boston College, 2/16/15
ACC: 47, at Boston College, 2/16/15

JEKIRI CAREER STATISTICS

Season	GP	GS	Min.	Avg.	FG	FGA	Pct.	3-Point FG	3-Point FGA	3-Point Pct.	FT	FTA	Pct.	Off.	Def.	Tot.	Avg.	PF	FO	Ast.	TO	Blk	Stl	Pts	Avg.
2012-13	34	0	235	6.9	18	35	.514	0	0	.000	11	20	.550	28	27	55	1.6	35	0	4	11	11	7	47	1.4
2013-14	33	16	705	21.4	57	125	.456	0	0	.000	25	43	.581	67	113	180	5.5	87	5	22	31	29	21	139	4.2
2014-15	36	36	1114	30.9	121	243	.498	1	1	1.000	70	96	.729	117	247	364	10.1	114	5	42	51	51	21	313	8.7
TOTAL	103	52	2054	19.9	196	403	.486	1	1	1.000	106	159	.667	212	387	599	5.8	236	10	68	93	91	49	499	4.8

JEKIRI 2014-15

Opponent	Date	GS	Min	FG	FGA	Pct	3FG	FGA	Pct	FT	FTA	Pct	Off	Def	Tot	Avg	PF	FO	A	TO	Blk	Stl	Pts	Avg
HOWARD	11-14-14	*	26	2	6	.333	0	0	.000	2	2	1.000	5	6	11	11.0	5	1	1	1	1	1	6	6.0
at Florida	11-17-14	*	28	2	4	.500	0	0	.000	4	4	1.000	3	5	8	9.5	4	0	1	2	3	1	8	7.0
vs Drexel	11-20-14	*	29	4	9	.444	0	0	.000	0	0	.000	3	10	13	10.7	3	0	4	2	2	0	8	7.3
vs Akron	11-21-14	*	34	4	10	.400	0	0	.000	0	0	.000	7	9	16	12.0	4	0	0	2	4	0	8	7.5
vs Charlotte	11-23-14	*	36	3	5	.600	0	0	.000	5	5	1.000	2	5	7	11.0	2	0	1	0	2	0	11	8.2
at Charlotte	11-25-14	*	32	2	3	.667	0	0	.000	0	2	.000	5	8	13	11.3	5	1	1	1	1	0	4	7.5
SOUTH ALABAMA	11-28-14	*	30	4	7	.571	0	0	.000	5	6	.833	2	6	8	10.9	3	0	8	2	5	0	13	8.3
ILLINOIS	12-02-14	*	29	3	6	.500	0	0	.000	0	0	.000	3	6	9	10.6	4	0	2	1	2	0	6	8.0
GREEN BAY	12-06-14	*	29	1	2	.500	0	0	.000	0	0	.000	1	2	3	9.8	2	0	1	1	1	0	2	7.3
SAVANNAH STATE	12-08-14	*	27	4	6	.667	0	0	.000	0	2	.000	1	8	9	9.7	1	0	3	2	1	1	8	7.4
EASTERN KENTUCKY	12-19-14	*	18	0	1	.000	0	0	.000	2	2	1.000	0	6	6	9.4	2	0	0	1	0	1	2	6.9
vs Providence	12-22-14	*	35	4	7	.571	0	0	.000	4	4	1.000	3	7	10	9.4	2	0	2	3	0	1	12	7.3
CHARLESTON	12-30-14	*	18	4	6	.667	0	0	.000	0	2	.000	0	8	8	9.3	4	0	1	2	1	0	8	7.4
VIRGINIA	01-03-15	*	39	4	8	.500	0	0	.000	0	1	.000	4	8	12	9.5	5	1	3	1	0	2	8	7.4
BOSTON COLLEGE	01-10-15	*	36	5	7	.714	0	0	.000	3	6	.500	1	14	15	9.9	2	0	0	2	3	1	13	7.8
at Duke	01-13-15	*	37	3	5	.600	0	0	.000	4	6	.667	2	8	10	9.9	3	0	0	2	1	4	10	7.9
at Notre Dame	01-17-15	*	24	4	9	.444	0	0	.000	0	0	.000	4	9	13	10.1	2	0	0	0	0	0	8	7.9
NC STATE	01-22-15	*	34	2	3	.667	0	0	.000	2	2	1.000	1	9	10	10.1	3	0	0	1	1	0	6	7.8
at Syracuse	01-24-15	*	36	5	10	.500	0	0	.000	3	3	1.000	6	9	15	10.3	4	0	1	2	3	0	13	8.1
GEORGIA TECH	01-28-15	*	28	5	6	.833	0	0	.000	3	4	.750	4	5	9	10.3	3	0	0	1	0	1	13	8.4
at Florida State	02-01-15	*	31	2	6	.333	0	0	.000	0	0	.000	2	3	5	10.0	4	0	0	0	1	1	4	8.1
LOUISVILLE	02-03-15	*	32	5	14	.357	0	0	.000	0	0	.000	6	4	10	10.0	2	0	2	1	0	0	10	8.2
CLEMSON	02-08-15	*	34	3	7	.429	0	0	.000	0	0	.000	5	12	17	10.3	2	0	2	3	5	0	6	8.1
at Wake Forest	02-11-15	*	21	3	4	.750	0	0	.000	0	0	.000	0	3	3	10.0	5	1	0	0	0	1	6	8.0
at Boston College	02-16-15	*	47	2	9	.222	0	0	.000	8	10	.800	5	10	15	10.2	4	0	0	4	4	1	12	8.2
VIRGINIA TECH	02-18-15	*	28	6	7	.857	0	0	.000	3	4	.750	7	8	15	10.4	1	0	2	1	2	1	15	8.5
at Louisville	02-21-15	*	34	6	12	.500	0	0	.000	1	3	.333	6	9	15	10.6	3	0	1	0	0	0	13	8.6
FLORIDA STATE	02-25-15	*	32	3	4	.750	0	0	.000	6	8	.750	3	8	11	10.6	4	0	0	3	1	1	12	8.8
NORTH CAROLINA	02-28-15	*	35	2	6	.333	0	0	.000	2	4	.500	1	6	7	10.4	2	0	0	1	3	0	6	8.7
at PITT	03-04-15	*	37	4	7	.571	0	0	.000	2	2	1.000	7	4	11	10.5	3	0	1	2	0	0	10	8.7
at Virginia Tech	03-07-15	*	16	1	4	.250	0	0	.000	2	2	1.000	1	2	3	10.2	0	0	1	2	0	1	4	8.5
vs Virginia Tech	03-11-15	*	24	4	8	.500	0	0	.000	1	2	.500	1	7	8	10.2	4	0	1	0	1	0	9	8.6
vs Notre Dame	03-12-15	*	34	3	6	.500	0	0	.000	5	6	.833	3	8	11	10.2	5	1	0	1	0	0	11	8.6
NC CENTRAL	03-17-15	*	33	5	9	.556	0	0	.000	1	1	1.000	3	3	6	10.1	4	0	2	2	2	0	11	8.7
ALABAMA	03-21-15	*	36	4	10	.400	1	1	1.000	0	1	.000	4	8	12	10.1	4	0	0	1	1	0	9	8.7
at Richmond	03-24-15	*	35	3	10	.300	0	0	.000	2	2	1.000	6	4	10	10.1	4	0	1	1	0	2	8	8.7



MANU LECOMTE

Sophomore | Guard | 5-11 | 170

Brussels, Belgium | Athene des Pagodes

20

Lecomte Season Highs

Points

Season: 23, at Duke, 1/13/15
Career: 23, at Duke, 1/13/15
ACC: 23, at Duke, 1/13/15

Rebounds

Season: 4 (2x), last vs. NC Central, 3/17/15
Career: 5 (3x), last vs. Wake Forest, 3/8/14
ACC: 5 (3x), last vs. Wake Forest, 3/8/14

Assists

Season: 5 (3x) last vs. Virginia Tech, 3/11/15
Career: 7, at North Carolina, 1/8/14
ACC: 7, at North Carolina, 1/8/14

Steals

Season: 2 (3x), last at Wake Forest, 2/11/15
Career: 3, vs. Wake Forest, 3/8/14
ACC: 3, vs. Wake Forest, 3/8/14

Blocked Shots

Season: --
Career: 1, vs. Ga. Southern, 11/11/13
ACC: --

Field Goals

Season: 7 at Charlotte, 11/25/14
Career: 8, at Maryland, 1/29/14
ACC: 8, at Maryland, 1/29/14

Field Goal Attempts

Season: 13 (2x) last at Charlotte, 11/25/14
Career: 13 (2x) last at Charlotte, 11/25/14
ACC: 12, at Georgia Tech, 1/18/14

Free Throws

Season: 10 (2x) last vs. NC Central, 3/17/15
Career: 10 (2x) last vs. NC Central, 3/17/15
ACC: 10, at Duke, 1/13/15

Free Throw Attempts

Season: 11 (2x) last vs. NC Central, 3/17/15
Career: 11 (2x) last vs. NC Central, 3/17/15
ACC: 11, at Duke, 1/13/15

3-Point Field Goals

Season: 5, at Virginia Tech, 3/7/15
Career: 5, at Virginia Tech, 3/7/15
ACC: 5, at Virginia Tech, 3/7/15

3-Point Field Goal Attempts

Season: 10, vs. Charlotte, 11/23/14
Career: 10, vs. Charlotte, 11/23/14
ACC: 6, at Virginia Tech, 3/7/15

Minutes

Season: 37, vs. North Carolina, 2/28/15
Career: 38, at North Carolina, 1/8/14
ACC: 38, at North Carolina, 1/8/14

2013-14			
Opposition	P	R	A
St. Francis (NY)	9	1	1
Ga. Southern	12	4	1
Texas Southern	12	3	4
at C of Charleston	14	4	5
UCF	0	0	2
vs Geo. Wash.	5	2	0
at CS Fullerton	4	3	1
vs Arizona State	2	1	1
at Nebraska	5	2	4
Virginia Tech	7	4	2
at Savannah State	10	2	3
La Salle	5	4	2
Loyola	6	0	3
at Syracuse	8	0	0
at North Carolina	11	3	7
Florida State	2	1	6
at Georgia Tech	16	4	3
Duke	4	0	2
Syracuse	3	0	1
at Maryland	19	0	2
Norfolk State	13	3	2
Pittsburgh	8	5	2
NC State	13	4	1
at Florida State	6	0	3
at Virginia Tech	0	0	2
Notre Dame	8	1	2
Boston College	11	3	1
at Virginia	3	5	0
at NC State	15	2	3
at Clemson	4	2	1
Wake Forest	9	5	6
vs Virginia Tech	2	2	3
vs NC State	7	0	0

- Manu Lecomte -- pronounced Man-ew La-cont (French).
- Increased strength since arriving at UM in 2013.
- Competed in Belgium's U16, U18 and U20 championships, leading Belgian team to championship game of FIBA U20 European Championships, Division B. Named to U20 Men Division B 2014 All-Tournament Team after averaging 20.0 points, 5.0 rebounds, 3.0 assists, 1.1 steals in 30.4 minutes per game.
- Can shoot the three or pull up for jumpers.
- Max bench: 300, up 85 pounds since his arrival. 185 Bench: 18x.
- One of three players returning from the 2013-14 squad.
- Played as an amateur at the pro level in Belgium since he was 16.
- Head coach Larrañaga and assistant coach Michael Huger both played pro ball in Belgium.
- Young collegiate player, turning 18 in August of his freshman year at Miami.
- Very good shooter who averages in upper 60s in five minutes of threes drill.
- Adjusted well to American culture and has acclimated himself well to Miami.
- Did not visit campus before attending UM.
- Improved strength in short amount of time.
- Approach vertical: 35.5 | Bench max: 245 | 185 test: 11
- Very professional about his game, wants to improve, spends a lot of time working at it.
- First language is French. Mother is Cameroonian and father is Belgian.
- Played for second division Mons-Hainaut Belfius in Belgium where he averaged 12.4 points, 2.8 rebounds, and 3.2 assists per game
- Favorites: Food: Spaghetti. Movie: Space Jam. Pro athlete: Tony Parker. Ice cream flavor: Strawberry.
- Biggest fear: Spiders. Best advice given: Visualize how you want to play. Why UM: Coaching staff. Started playing basketball: Age 4.


Summer of 2014: Led Belgian team to championship game of FIBA U20 European Championships, Division B, held in Sarajevo, Bosnia & Herzegovina ... Named to U20 Men Division B 2014 All-Tournament Team ... Averaged 20.0 points, 5.0 rebounds, 3.0 assists, 1.1 steals in 30.4 minutes per game ... In eight games, averaged 47.1 percent from the field, including 53.8 percent from 2-point range, and was 79.5 percent at the line ... Ranked second in the tournament in points per game, fourth in field goals made and free throw percentage and seventh in free throws made ... Posted a 34-point night against Belarus, also recording four assists, three steals and three rebounds in the 21-point win ... Against Cyprus hit 11-of-13 from the line ... Drained four shots from long distance in two outings ... Six or more rebounds in four games.

Personal: Full name is Emmanuel Lecomte ... Goes by Manu [man-ew] ... Last name pronounced La-conn-t ... Born Aug. 16, 1995 ... Son of Philippe and Marie ... Brother to Christina ... Played for second division Mons-Hainaut Belfius in Belgium ... Majoring in economics ... Also played for Dexia Mons-Hainaut where he has averaged 12.4 points, 2.8 rebounds, and 3.2 assists per game ... A true point guard who can also shoot the three or pull up for jumpers ... Competed in Belgium's U16, U18 and U20 championships, most recently playing in the U18 European Championship, where he led his country in scoring with 12.0 ppg and 2.9 assists in eight outings ... Also recruited by Gonzaga, Creighton and UAB.

LECOMTE CAREER STATISTICS

Season	GP	GS	Min.	Avg.	FG	FGA	Pct.	3-Point FG	3-Point FGA	3-Point Pct.	FT	FTA	Pct.	Off.	Def.	Tot.	Avg.	PF	FO	Ast.	TO	Blk	Stl	Pts.	Avg.
2013-14	33	17	924	28.0	85	200	.425	27	68	.397	56	72	.778	23	47	70	2.1	63	0	77	58	1	21	253	7.7
2014-15	36	22	836	23.2	92	212	.434	52	114	.456	63	71	.887	10	39	49	1.4	54	1	66	41	0	18	299	8.3
TOTAL	69	39	1760	25.5	177	412	.430	79	182	.434	119	143	.832	33	86	119	1.7	117	1	143	99	1	39	552	8.0

LECOMTE 2014-15		GS	Min	TOTAL FG	FGA	Pct	3-PTS FG	3-PTS FGA	3-PTS Pct	FREE THROWS FT	FREE THROWS FTA	FREE THROWS Pct	REBOUNDS Off	REBOUNDS Def	Tot	Avg	PF	FO	A	TO	Blk	Stl	Pts	Avg
Opponent	Date																							
HOWARD	11-14-14	*	21	5	9	.556	3	6	.500	1	1	1.000	1	1	2	2.0	4	0	3	1	0	2	14	14.0
at Florida	11-17-14	*	22	1	3	.333	1	3	.333	0	0	.000	0	1	1	1.5	4	0	1	3	0	0	3	8.5
vs Drexel	11-20-14	*	34	6	9	.667	3	5	.600	0	0	.000	1	2	3	2.0	0	0	1	1	0	0	15	10.7
vs Akron	11-21-14	*	32	5	6	.833	2	3	.667	0	0	.000	1	0	1	1.8	2	0	5	0	0	0	12	11.0
vs Charlotte	11-23-14	*	36	6	13	.462	3	10	.300	0	0	.000	0	0	0	1.4	0	0	2	0	0	1	15	11.8
at Charlotte	11-25-14	*	36	7	13	.538	4	5	.800	0	0	.000	1	0	1	1.3	1	0	1	2	0	1	18	12.8
SOUTH ALABAMA	11-28-14	*	28	3	6	.500	2	3	.667	6	6	1.000	1	2	3	1.6	1	0	5	0	0	1	14	13.0
ILLINOIS	12-02-14	*	35	4	8	.500	2	5	.400	5	7	.714	2	1	3	1.8	3	0	1	0	0	0	15	13.3
GREEN BAY	12-06-14	*	17	0	2	.000	0	1	.000	0	0	.000	0	0	0	1.6	2	0	0	3	0	1	0	11.8
SAVANNAH STATE	12-08-14	*	32	5	7	.714	4	6	.667	1	1	1.000	0	4	4	1.8	2	0	0	3	0	0	15	12.1
EASTERN KENTUCKY	12-19-14	*	33	3	9	.333	1	5	.200	0	0	.000	0	2	2	1.8	1	0	3	1	0	0	7	11.6
vs Providence	12-22-14	*	15	0	5	.000	0	4	.000	0	0	.000	0	0	0	1.7	1	0	1	1	0	0	0	10.7
CHARLESTON	12-30-14	*	22	2	7	.286	1	3	.333	0	0	.000	0	3	3	1.8	1	0	2	1	0	1	5	10.2
VIRGINIA	01-03-15	*	10	0	3	.000	0	1	.000	0	0	.000	0	0	0	1.6	2	0	1	0	0	0	0	9.5
BOSTON COLLEGE	01-10-15		24	3	7	.429	1	4	.250	0	0	.000	0	1	1	1.6	0	0	2	0	0	2	7	9.3
at Duke	01-13-15		28	5	10	.500	3	4	.750	10	11	.909	0	1	1	1.6	2	0	2	1	0	1	23	10.2
at Notre Dame	01-17-15		15	1	4	.250	1	2	.500	0	0	.000	1	0	1	1.5	0	0	1	1	0	1	3	9.8
NC STATE	01-22-15		12	0	3	.000	0	1	.000	0	0	.000	0	0	0	1.4	0	0	1	1	0	1	0	9.2
at Syracuse	01-24-15		15	3	8	.375	1	3	.333	0	0	.000	0	1	1	1.4	1	0	2	0	0	0	7	9.1
GEORGIA TECH	01-28-15		21	2	6	.333	2	3	.667	0	0	.000	0	0	0	1.4	1	0	2	1	0	0	6	9.0
at Florida State	02-01-15		20	3	3	1.000	2	2	1.000	0	0	.000	0	1	1	1.3	1	0	4	3	0	0	8	8.9
LOUISVILLE	02-03-15	*	13	0	1	.000	0	0	.000	3	3	1.000	0	0	0	1.3	0	0	3	1	0	1	3	8.6
CLEMSON	02-08-15		25	2	6	.333	2	5	.400	0	0	.000	0	1	1	1.3	2	0	3	0	0	1	6	8.5
at Wake Forest	02-11-15		26	1	2	.500	1	2	.500	0	0	.000	0	1	1	1.3	1	0	2	2	0	2	3	8.3
at Boston College	02-16-15		31	2	5	.400	1	4	.250	5	6	.833	0	2	2	1.3	3	0	1	0	0	0	10	8.4
VIRGINIA TECH	02-18-15		13	2	4	.500	2	3	.667	0	2	.000	0	3	3	1.3	2	0	0	0	0	0	6	8.3
at Louisville	02-21-15		9	1	2	.500	0	0	.000	0	0	.000	1	0	1	1.3	0	0	0	4	0	0	2	8.0
FLORIDA STATE	02-25-15		11	0	1	.000	0	1	.000	0	0	.000	0	1	1	1.3	1	0	0	1	0	0	0	7.8
NORTH CAROLINA	02-28-15	*	37	3	9	.333	1	2	.500	3	3	1.000	0	3	3	1.4	2	0	4	3	0	1	10	7.8
at PITT	03-04-15	*	18	2	3	.667	1	1	1.000	2	2	1.000	0	1	1	1.4	1	0	1	1	0	0	7	7.8
at Virginia Tech	03-07-15	*	24	6	8	.750	5	6	.833	3	4	.750	0	1	1	1.4	4	0	0	0	0	0	20	8.2
vs Virginia Tech	03-11-15	*	24	0	6	.000	0	2	.000	6	6	1.000	0	1	1	1.3	0	0	5	0	0	0	6	8.1
vs Notre Dame	03-12-15	*	15	0	2	.000	0	1	.000	0	0	.000	0	1	1	1.3	1	0	1	0	0	0	0	7.9
NC CENTRAL	03-17-15	*	31	3	7	.429	2	3	.667	10	11	.909	1	3	4	1.4	1	0	3	3	0	0	18	8.2
ALABAMA	03-21-15	*	33	5	11	.455	1	5	.200	6	6	1.000	0	1	1	1.4	2	0	3	3	0	1	17	8.4
at Richmond	03-24-15	*	18	1	4	.250	0	0	.000	2	2	1.000	0	0	0	1.4	5	1	0	0	0	0	4	8.3



SHELDON McCLELLAN 10

Redshirt Junior | Guard | 6-5 | 205

Houston, Texas | Texas | Bellaire

Midseason Watch List for Jerry West Award
ACC Player of the Week - Dec. 1, 2014

2014-15 All-ACC Basketball Team, H.M.

"He's an extremely gifted athlete. Running, jumping, changing directions, balance. He's as high a level an athlete as I've coached in 43 years. He has a certain way of playing that's very, very good." - Coach L.
"No question, he's been one of the most talented guys we've ever been around." - Assistant Coach Eric Konkol

- Nickname is Mac.
- Tremendous redshirt year, making himself more of an offensive threat. A volume scorer.
- Good in transition, making a wide assortment of layups, both left and right handed.
- Now a proficient 3-point shooter, and worked on perimeter jump shot.
- Strength numbers are at highest levels of his career, including a 60-pound gain in bench press.
- Ability to get fouled a lot due to his attack mentality.
- Max bench: 285, up 80 pounds since his arrival. 185 Bench: 13x.
- Entertaining personality with a quick wit.
- Coaches want him to be the Carmelo Anthony of the team.
- Grew up working on his game with John Lucas.
- Transferred from University of Texas in fall of 2013, sitting out 2013-14 due to NCAA transfer rules.
- Averaged 13.5 points and 3.9 rebounds as a sophomore for the Longhorns.
- Favorites: Food: Sloppy Joe and Chipotle. Movie: Chuckie. Pro athlete: Kyrie Irving. Quote: Elite. Ice cream flavor: Vanilla.
- Why UM: Coach L. Started playing basketball: Age 3.
- McClellan after watching Miami play in the 2013 NCAA Tournament games in Austin, Texas: "I liked the plays they ran, the open-court stuff, and the way they all seemed to be playing for each other. They seemed to be having fun, and the coaches seemed positive on the bench. I wish I had come here as a freshman."

"At UM, everything is positive, never any negative energy. Coach L is like a father on the court. I love him to death. I like how positive he is, whether after a bad shot or reminding us to move on to the next play. That's how I liked to be pushed, not by negative reinforcement." - Sheldon McClellan

High School: No. 47 prospect nationally in the ESPNU 100 and No. 60 prospect by Rivals.com following senior season ... Averaged a team-best 25.6 points, 7.2 rebounds, 5.0 assists and 2.0 steals per game while helping Bellaire to a 20-9 mark and the first round of the Class 5A state playoffs ... Career-high 56 points in the season-opening win against Booker T. Washington ... Averaged 20 points per game while leading Bellaire to a 35-2 record and a trip to the Class 5A regional finals in his junior season ... Coached by Bruce Glover.

Personal: Born Dec. 21, 1992 in Houston, Texas ... Full name is Sheldon Reeves McClellan ... Son of Angel Johnson (mother) ... Brother to Justin Jones ... Majoring in liberal arts ... Played AAU for Houston Select ... Cousin Jawaan McClellan played basketball for Arizona and professionally overseas ... Favorite food is a homemade sloppy joe.

McClellan Season / Career Highs

Points

Season: 31, at Charlotte, 11/25/14
Career: 31, at Charlotte, 11/25/14
ACC: 24, at Boston College, 2/16/15

Rebounds

Season: 11, at Charlotte, 11/25/14
Career: 11, at Charlotte, 11/25/14
ACC: 10, vs. NC State, 1/22/15

Assists

Season: 5 (3x) last at Virginia Tech, 3/7/15
Career: 5 (3x) last at Virginia Tech, 3/7/15
ACC: 5 (2x) last at Virginia Tech, 3/7/15

Steals

Season: 4, vs. Notre Dame, 3/12/15
Career: 4 (2x) last vs. Notre Dame, 3/12/15
ACC: 3, vs. Virginia, 01/03/15

Blocked Shots

Season: 1 (6x) last vs. Virginia Tech, 3/11/15
Career: 1 (12x), last vs. Virginia Tech, 3/11/15
ACC: 1 (5x) last at Virginia Tech, 3/7/15

Field Goals

Season: 11, at Charlotte, 11/25/14
Career: 11, at Charlotte, 11/25/14
ACC: 8, at Boston College, 2/16/15

Field Goal Attempts

Season: 17, at Charlotte, 11/25/14
Career: 20, at Oklahoma, 1/21/13
ACC: 16, at Pittsburgh, 3/4/15

Free Throws

Season: 7 (2x) last at Pittsburgh, 3/4/15
Career: 14, vs. Fresno State, 11/9/12
ACC: 7 (2x) last at Pittsburgh, 3/4/15

Free Throw Attempts

Season: 8, at Pittsburgh, 3/4/15
Career: 14, vs. Fresno State, 11/9/12
ACC: 8, at Pittsburgh, 3/4/15

3-Point Field Goals

Season: 5, at Charlotte, 11/25/14
Career: 5, at Charlotte, 11/25/14
ACC: 4, at Boston College, 2/16/15

3-Point Field Goal Attempts

Season: 8, vs. Providence, 12/22/14
Career: 9, vs. Oklahoma, 2/29/12
ACC: 7 (2x) last at Boston College, 2/16/15


Minutes

Season: 50, vs. Virginia, 01/03/15
Career: 50, vs. Virginia, 01/03/15
ACC: 50, vs. Virginia, 01/03/15

McCLELLAN CAREER STATISTICS

	GP	GS	Min.	Avg.	FG	FGA	Pct.	3-Point	FG	FGA	Pct.	Free Throws	FT	FTA	Pct.	Off.	Rebounds	Def.	Tot.	Avg.	PF	FO	Ast.	TO	Blk	Stl	Scoring	Pts.	Avg.
Texas																													
2011-12	34	9	87.9	25.9	129	288	.448	35	113	.310	90	119	.756	39	73	.534	34	0	21	30	3	35	383	11.3					
2012-13	34	15	92.9	27.3	136	356	.382	33	121	.273	155	186	.833	36	96	.375	28	0	29	57	3	28	460	13.5					
TOTAL	68	24	180.8	26.6	265	644	.411	68	234	.291	245	305	.803	75	169	.444	62	0	50	87	6	63	843	12.4					
Miami																													
2014-15	36	36	120.6	33.5	182	369	.493	51	142	.359	102	125	.816	30	133	.226	56	0	71	46	6	33	517	14.4					

McCLELLAN 2014-15				TOTAL			3-PTS			FREE THROWS			REBOUNDS															
Opponent	Date	GS	Min	FG	FGA	Pct	3FG	FGA	Pct	FT	FTA	Pct	Off	Def	Tot	Avg	PF	FO	A	TO	Blk	Stl	Pts	Avg				
HOWARD	11-14-14	*	25	8	12	.667	0	3	.000	3	4	.750	0	4	4	4.0	1	0	2	2	0	1	19	19.0				
at Florida	11-17-14	*	39	4	10	.400	0	1	.000	1	3	.333	2	5	7	5.5	1	0	5	1	0	0	9	14.0				
vs Drexel	11-20-14	*	32	2	7	.286	1	3	.333	0	0	.000	1	4	5	5.3	0	0	3	1	0	1	5	11.0				
vs Akron	11-21-14	*	27	7	11	.636	1	3	.333	2	3	.667	0	6	6	5.5	2	0	3	3	0	3	17	12.5				
vs Charlotte	11-23-14	*	36	9	15	.600	0	2	.000	1	1	1.000	3	5	8	6.0	3	0	3	3	0	1	19	13.8				
at Charlotte	11-25-14	*	34	11	17	.647	5	7	.714	4	4	1.000	1	10	11	6.8	1	0	3	3	0	2	31	16.7				
SOUTH ALABAMA	11-28-14	*	29	6	6	1.000	1	1	1.000	4	4	1.000	0	2	2	6.1	1	0	2	1	0	0	17	16.7				
ILLINOIS	12-02-14	*	37	5	10	.500	2	4	.500	2	2	1.000	1	8	9	6.5	2	0	2	0	0	0	14	16.4				
GREEN BAY	12-06-14	*	33	7	16	.438	1	3	.333	1	2	.500	2	6	8	6.7	4	0	1	0	0	0	16	16.3				
SAVANNAH STATE	12-08-14	*	29	4	5	.800	1	1	1.000	6	6	1.000	2	2	4	6.4	3	0	3	2	0	2	15	16.2				
EASTERN KENTUCKY	12-19-14	*	32	4	9	.444	3	7	.429	3	6	.500	0	1	1	5.9	4	0	1	3	0	0	14	16.0				
vs Providence	12-22-14	*	38	6	15	.400	2	8	.250	3	3	1.000	2	2	4	5.8	3	0	1	2	0	2	17	16.1				
CHARLESTON	12-30-14	*	25	4	7	.571	1	1	1.000	2	3	.667	1	1	2	5.5	1	0	2	0	0	0	11	15.7				
VIRGINIA	01-03-15	*	50	4	10	.400	2	6	.333	6	6	1.000	2	6	8	5.6	3	0	0	3	0	3	16	15.7				
BOSTON COLLEGE	01-10-15	*	36	5	10	.500	1	3	.333	0	1	.000	1	5	6	5.7	2	0	2	0	1	0	11	15.4				
at Duke	01-13-15	*	31	5	11	.455	1	5	.200	3	4	.750	0	3	3	5.5	1	0	2	0	1	1	14	15.3				
at Notre Dame	01-17-15	*	36	6	13	.462	2	6	.333	3	3	1.000	0	2	2	5.3	0	0	1	1	1	1	17	15.4				
NC STATE	01-22-15	*	32	4	8	.500	1	3	.333	7	7	1.000	2	8	10	5.6	0	0	3	0	0	0	16	15.4				
at Syracuse	01-24-15	*	27	3	9	.333	0	4	.000	1	2	.500	0	5	5	5.5	1	0	1	1	0	2	7	15.0				
GEORGIA TECH	01-28-15	*	30	2	7	.286	0	2	.000	2	2	1.000	0	0	0	5.3	1	0	0	1	0	0	6	14.6				
at Florida State	02-01-15	*	34	4	10	.400	3	7	.429	2	4	.500	0	2	2	5.1	1	0	3	2	0	1	13	14.5				
LOUISVILLE	02-03-15	*	25	2	5	.400	0	1	.000	2	2	1.000	0	2	2	5.0	0	0	0	1	0	2	6	14.3				
CLEMSON	02-08-15	*	31	6	8	.750	3	5	.600	4	4	1.000	0	3	3	4.9	0	0	1	1	1	0	19	14.3				
at Wake Forest	02-11-15	*	36	4	9	.444	1	4	.250	2	4	.500	2	6	8	5.0	1	0	3	1	0	0	11	14.2				
at Boston College	02-16-15	*	48	8	15	.533	4	7	.571	4	4	1.000	0	4	4	5.0	2	0	3	0	0	0	24	14.6				
VIRGINIA TECH	02-18-15	*	28	7	10	.700	2	3	.667	5	6	.833	0	3	3	4.9	0	0	3	1	1	1	21	14.8				
at Louisville	02-21-15	*	37	7	13	.538	3	6	.500	0	0	.000	1	3	4	4.9	1	0	2	0	0	1	17	14.9				
FLORIDA STATE	02-25-15	*	37	6	12	.500	2	4	.500	5	6	.833	0	2	2	4.8	1	0	2	1	0	1	19	15.0				
NORTH CAROLINA	02-28-15	*	25	4	10	.400	2	6	.333	1	2	.500	0	1	1	4.6	4	0	0	2	0	1	11	14.9				
at PITT	03-04-15	*	38	6	16	.375	1	4	.250	7	8	.875	2	2	4	4.6	2	0	4	2	0	1	20	15.1				
at Virginia Tech	03-07-15	*	35	2	8	.250	0	4	.000	2	2	1.000	1	3	4	4.6	1	0	3	1	1	2	6	14.8				
vs Virginia Tech	03-11-15	*	40	5	9	.556	2	4	.500	4	6	.667	0	6	6	4.6	2	0	0	0	1	0	16	14.8				
vs Notre Dame	03-12-15	*	37	4	11	.364	0	5	.000	2	2	1.000	1	4	5	4.6	2	0	1	2	0	4	10	14.7				
NC CENTRAL	03-17-15	*	36	4	7	.571	1	2	.500	6	7	.857	0	1	1	4.5	0	0	0	0	0	0	15	14.7				
ALABAMA	03-21-15	*	27	1	5	.200	0	1	.000	0	0	.000	2	1	3	4.5	1	0	4	1	0	0	2	14.3				
at Richmond	03-24-15	*	34	6	13	.462	2	6	.333	2	2	1.000	1	5	6	4.5	3	0	0	1	0	0	16	14.4				



KAMARI MURPHY

Junior | Forward | 6-9 | 216

21

Brooklyn, N.Y. | Oklahoma State | IMG | Lincoln HS

- Transferred from Oklahoma State in fall of 2014. Sitting out 2014-15 season due to NCAA transfer rules.
- Explosive athlete with pogo-stick type hops.
- Takes pride in defense - can guard positions 1-5.
- Treats practice like games, competing hard and wanting to win drills.
- Focused on increasing skill level to become a consistent perimeter shooter and gain a proficient inside-outside game.
- Led Cowboys in total rebounds and total blocks as a sophomore.
- Spent post-graduate year at IMG Academy in Bradenton, Fla.
- Graduated from Lincoln High School in Brooklyn, N.Y., same school that produced Stephon Marbury, Sebastian Telfair and Lance Stephenson.
- Also played football for two seasons in high school.
- Favorites: Food: Baked mac and cheese. Movies: Gone in 60 Seconds and Friday Night Lights. Pro athlete: LeBron James, Tiger Woods. Advice received: Life is not a sprint, it is a marathon. Ice cream flavor: Strawberry.
- Biggest fear: Bugs. Why UM: Coach L. Started playing basketball: Age 10.

As a Sophomore at Oklahoma State (2013-14)

Led Cowboys in total rebounds pulling down 199 for the season, as well as blocks with total of 40, despite missing the season opener vs MVSU ... Pulled down six rebounds and blocked two shots in first game of the season vs. Utah Valley ... Grabbed six rebounds and blocked career high four shots vs. Delaware State ... Recorded first career double-double with 10 points and 10 rebounds at Texas ... Scored season high 12 points at Kansas ... Established career high with three steals and matched career high with four blocked shots vs. Texas ... Recorded second 10-point, eight-rebound effort of season against Robert Morris ... Perfect 5-of-5 from floor for 10 points vs. Louisiana Tech ... Ten points and eight rebounds vs. Butler ... Seven points, six boards and two shots vs. Arkansas-Pine Bluff ... Grabbed team-leading, season high 13 rebounds vs. Oklahoma (2/15) ... Eighth in blocks per game (1.3 bpg) and 15th in rebounding in Big 12.

As a Freshman at Oklahoma State (2012-13)

Grabbed six rebounds in semifinal game against Kansas State at Big 12 Championship ... Scored eight points, including six in first half, and grabbed four boards against Baylor ... Extremely efficient at Kansas, scoring four points, grabbing five rebounds and dishing out an assist in eight minutes ... Came off bench last five games after starting first 15 contests of season ... Career-high six trips to charity stripe vs Texas Tech ... Dished out career-best three assists vs TCU ... Scored 12 points against Tennessee Tech ... Scored career-high 13 points at Virginia Tech ... Recorded first collegiate double-figure rebounding game with career-high 10 boards vs sixth-ranked N.C. State ... Started first game as collegian in season opener against UC Davis ... Blocked four shots against the Aggies, tying for ninth-most by a Cowboy freshman in school history.

High School

Ranked No. 10 on HoopScoop's list of top fifth-year players in 2012 ... Spent post-graduate year at IMG Academy in Bradenton, Fla., and was starting forward for IMG ... Averaged 20 points, 10 rebounds and three assists for team that finished 28-2 against prep schools and was ranked among the top-five nationally ... Graduated from Lincoln High School in Brooklyn, N.Y. -- same school that produced Stephon Marbury, Sebastian Telfair and Lance Stephenson ... Team captain junior and senior seasons under head coach Dwayne Marton ... Averaged 17 points and more than 10 rebounds per game as senior ... Helped lead Railsplitters to PSAL Class-AA title game as senior and Brooklyn regular-season crown and borough title ... Ranked as No. 6 player in state of New York in 2011 according to HoopScoop ... Listed as one of four "standout players" at Super 16 Showcase in Hartford, Conn., in July of 2011 ... Also played football for two seasons in high school ... Recruited by UConn, Miami, Missouri, Louisville, Virginia, Virginia Tech, St. Johns, Rutgers, Florida and Florida State out of high school.

Personal

Born Kamari Michael Murphy on Dec. 14, 1993 ... Son of Michael Murphy and Kemel and Kaheem Draper ... Second oldest of six boys: Jacori, Kusamae, Maalik, Mikwan and Kieron ... Enjoys swimming, playing volleyball and football, and playing video games in his spare time.


2013-14				2012-13			
Opposition	P	R	A	Opposition	P	R	A
Utah Valley	2	6	1	UC Davis	7	6	0
Arkansas-Pine-Bluff	7	6	0	vs Akron	1	6	0
Memphis	5	7	1	vs Tennessee	4	7	1
at USF	0	5	2	vs NC State	4	10	1
vs Purdue	6	6	0	Portland State	9	5	0
vs Butler	10	8	2	at Virginia Tech	13	5	1
vs Memphis	6	6	0	USF	8	7	2
South Carolina	8	7	0	Missouri State	4	9	2
vs Louisiana Tech	10	3	1	Central Arkansas	9	7	1
Delaware State	5	7	1	UT Arlington	2	1	0
vs Colorado	4	5	0	Tennessee Tech	12	5	2
Robert Morris	10	8	3	Gonzaga	0	1	0
at Kansas State	2	3	1	at Kansas State	6	1	0
Texas	4	5	1	TCU	4	6	3
at West Virginia	7	5	0	at Oklahoma	0	3	0
TCU	8	8	0	Texas Tech	5	5	2
at Kansas	12	1	1	at Baylor	0	0	0
West Virginia	0	2	0	West Virginia	0	0	0
at Oklahoma	4	9	2	Iowa State	0	1	0
Baylor	9	5	0	at Kansas	4	5	1
Iowa State	7	6	0	Baylor	8	4	1
at Texas Tech	4	6	1	at Texas	5	6	1
at Texas	10	10	0	at Texas Tech	4	4	0
Oklahoma	7	13	1	Oklahoma	2	4	0
Kansas	3	9	2	Kansas	0	0	0
Texas Tech	10	6	2	at West Virginia	2	2	1
at TCU	6	11	1	at TCU	2	1	0
Kansas	8	4	0	Texas	1	4	0
Kansas State	4	6	0	at Iowa State	2	2	1
at Iowa State	6	9	0	Kansas State	0	1	0
vs Texas Tech	2	1	0	vs Baylor	2	0	1
vs Kansas	6	6	0	vs Kansas State	2	6	0
vs Gonzaga	8	8	0	Oregon	4	6	0

Murphy Season / Career Highs

Points	Career: 13 at Virginia Tech, 12/1/12
Rebounds	Career: 13 vs. Oklahoma, 2/15/14
Assists	Career: 3 (2x) last vs. Robert Morris, 12/30/13
Steals	Career: 3 vs. Texas, 1/8/14
Blocked Shots	Career: 4 (3x) last vs. Texas, 1/8/14
Field Goals	Career: 6 at Virginia Tech, 12/1/12
Field Goal Attempts	Career: 11 vs. Gonzaga, 3/21/14
Free Throws	Career: 4 (2x) last vs. Kansas State, 3/3/14
Free Throw Attempts	Career: 6 vs. Texas Tech, 1/19/13
3-Point Field Goals	Career: 1 (2x) last vs. Central Ark., 12/16/12
3-Point Field Goal Attempts	Career: 1 (4x) last vs. Central Ark., 12/16/12
Foul Disqualifications	Career: 12 total
Minutes	Career: 41 at Iowa State, 3/8/14

MURPHY OKLAHOMA STATE STATISTICS

MONTANA STATE STATISTICS										3-Point				Free Throws				Rebounds				Other								Scoring	
Season	GP	GS	Min.	Avg.	FG	FGA	Pct.	FG	FGA	Pct.	FT	FTA	Pct.	Off.	Def.	Tot.	Avg.	PF	FO	Ast.	TO	Blk	Stl	Pts.	Avg.						
2012-13	33	15	596	18.1	53	115	.461	2	4	.500	18	35	.514	52	78	130	3.9	73	2	21	35	20	8	126	3.8						
2013-14	33	21	855	25.9	82	153	.536	0	0	.000	36	63	.571	63	144	207	6.3	113	10	23	38	41	17	200	6.1						
Totals	66	36	1451	22.0	135	268	.504	2	4	.500	54	98	.551	115	222	337	5.1	186	12	44	73	61	25	326	4.9						



JA'QUAN NEWTON

Freshman | Guard | 6-2 | 185

0

Philadelphia, Pa. | Neumann-Goretti HS

"One of the things about Ja'Quan, is that he played in a very competitive league in high school and is versatile, so he can play with a lot of different types of guys. He knows how to score." – Coach L

- Competitor with a real feel for the game. Fearless and relentless. Passionate and energetic.
- Knack for getting in the lane off the dribble, then makes good decisions in the lane: floater, pass, dribble.
- Improved defensively and can play multiple positions, on and off of the ball.
- Getting stronger daily.
- Tremendous ability to finish 8-feet and in. Working to become a better 3-point shooter.
- Max bench: 236, up 60 pounds since his arrival. 185 Bench: 7x.
- Ranked No. 58 in ESPN's Top 100.
- Ranked No. 1 in the state and is the 12th-best PG in the country by ESPN.
- Scored 1,972 career points in high school.
- Leading scorer in both the history of the Catholic School League in Philadelphia and in Neumann-Goretti history. Owns three PIAA state titles.
- Mother passed away March 2014 after 3-year battle with breast cancer, one day prior to state championship game in which Newton scored 33 points.
- Played on Cherashore Playground basketball court at 10th and Olney in Philadelphia. Played in the Chosen League.
- Dad, Joe Newton, was NABC Division II national player of the year out of the University of Central Oklahoma.
- Favorites: Food: Fried chicken. Movie: Friday. Pro athlete: LeBron James. Subject in school: Math. Ice cream flavor: Vanilla. Cartoon: Tom and Jerry. Player when I was a kid: Allen Iverson.
- Why UM: Style of play and city of Miami. Ideal job after hoops: Coach.

High School: Ranked No. 58 in ESPN's Top 100 ... Ranked No. 1 in the state and is the 12th-best PG in the country by ESPN ... Catholic League MVP ... All-Catholic First Team ... Led team with 21.7 points Scored 1,972 career points in high school ... Guided the Saints to 22-4 record and sixth-straight Catholic League Championship ... Scored 15 of his 23 points in second half to seal the victory ... Started four-straight years in Catholic League Championship game ... Leading scorer in both the history of the Catholic School League in Philadelphia and in Neumann-Goretti history ... Secured a double-double with 14 points and 10 rebounds in first round of the Pennsylvania Interscholastic Athletic Association playoffs ... Scored 33 points and go-ahead bucket in overtime to win PIAA Class AAA Championship ... Consensus Top 60 player ... Averaged 18.0 points as a junior.

Personal: Born Ja'Quan Naasir Newton on August 23, 1995 in Philadelphia ... Son of the late Lisa Brown, and Joe Newton ... Brother to Cary Rudd and Miing Newton ... Mother passed away March 2014 after 3-year battle with breast cancer, one day prior to state championship game in which Newton scored 33 points ... NBPA Top 100 Camp ... LeBron James Skills Academy ... Played AAU ball for Team Final, the same squad as Miami teammate Davon Reed ... Also recruited by UCLA, Texas A&M and Minnesota.

Newton Season Highs

Points

Season: 16, at Notre Dame, 1/17/15
ACC: 16, at Notre Dame, 1/17/15

Rebounds

Season: 5, at Richmond, 3/24/15
ACC: 4, at Virginia Tech, 3/7/15

Assists

Season: 5, at Notre Dame, 1/17/15
ACC: 5, at Notre Dame, 1/17/15

Steals

Season: 1 (7x), last vs. North Carolina, 2/28/15
ACC: 1 (2x) last vs. North Carolina, 2/28/15

Blocked Shots

Season: 1 (2x) last at Notre Dame, 1/17/15
ACC: 1, at Notre Dame, 1/17/15

Field Goals

Season: 6, at Notre Dame, 1/17/15
ACC: 6, at Notre Dame, 1/17/15

Field Goal Attempts

Season: 10 at Richmond, 3/24/15
ACC: 9, at Notre Dame, 1/17/15

Free Throws

Season: 6, vs. Howard, 11/14/14
ACC: 4 (2x) last at Virginia Tech, 3/7/15

Free Throw Attempts

Season: 7, vs. Charleston, 12/30/14
ACC: 6, at Notre Dame, 1/17/15

3-Point Field Goals

Season: 1 (2x) last at Wake Forest, 2/11/15
ACC: 1 (2x) last at Wake Forest, 2/11/15

3-Point Field Goal Attempts

Season: 2 (2x) last vs. Louisville, 2/3/15
ACC: 2 (2x) last vs. Louisville, 2/3/15


Minutes

Season: 33, at Pittsburgh, 3/4/15
ACC: 33, at Pittsburgh, 3/4/15

NEWTON CAREER STATISTICS

Season	GP	GS	Min.	Avg.	FG	FGA	Pct.	3-Point FG	3-Point FGA	3-Point Pct.	Free Throws FT	Free Throws FTA	Free Throws Pct.	Rebounds Off.	Rebounds Def.	Rebounds Tot.	Avg.	PF	FO	Ast.	TO	Blk	Stl	Scoring Pts.	Avg.
2014-15	32	2	403	12.6	38	92	.413	2	8	.250	38	60	.633	7	27	34	1.1	32	0	43	34	2	8	116	3.6

NEWTON 2014-15		TOTAL					3-PTS			FREE THROWS			REBOUNDS															
Opponent	Date	GS	Min	FG	FGA	Pct	3FG	FGA	Pct	FT	FTA	Pct	Off	Def	Tot	Avg	PF	FO	A	TO	Blk	Stl	Pts	Avg				
HOWARD	11-14-14	16	1	2	.500	0	0	.000	6	6	1.000	0	0	0	0.0	2	0	0	0	0	0	8	8.0					
at Florida	11-17-14	12	2	3	.667	0	0	.000	1	2	.500	0	1	1	0.5	0	0	3	1	0	0	5	6.5					
vs Drexel	11-20-14	19	2	3	.667	0	0	.000	3	3	1.000	0	1	1	0.7	1	0	3	4	0	1	7	6.7					
vs Akron	11-21-14	19	1	5	.200	0	0	.000	2	4	.500	0	0	0	0.5	0	0	1	0	0	1	4	6.0					
vs Charlotte	11-23-14	14	1	3	.333	0	0	.000	1	4	.250	1	2	3	1.0	0	0	3	2	0	1	3	5.4					
at Charlotte	11-25-14	7	0	1	.000	0	0	.000	0	0	.000	0	0	0	0.8	2	0	0	0	0	0	0	4.5					
SOUTH ALABAMA	11-28-14	17	2	3	.667	0	0	.000	1	2	.500	0	1	1	0.9	1	0	0	1	0	0	5	4.6					
ILLINOIS	12-02-14	5	0	0	.000	0	0	.000	0	0	.000	0	2	2	1.0	2	0	1	0	0	0	0	4.0					
GREEN BAY	12-06-14	4	0	2	.000	0	1	.000	0	0	.000	0	0	0	0.9	0	0	0	1	0	0	0	3.6					
SAVANNAH STATE	12-08-14	6	1	1	1.000	0	0	.000	0	0	.000	0	0	0	0.8	0	0	0	0	0	1	2	3.4					
EASTERN KENTUCKY	12-19-14	19	0	1	.000	0	0	.000	2	2	1.000	1	1	2	0.9	2	0	3	0	1	0	2	3.3					
vs Providence	12-22-14	9	1	2	.500	0	0	.000	1	1	1.000	0	0	0	0.8	0	0	1	1	0	1	3	3.3					
CHARLESTON	12-30-14	12	1	1	1.000	0	0	.000	4	7	.571	0	0	0	0.8	1	0	0	0	0	0	6	3.5					
VIRGINIA	01-03-15	5	0	2	.000	0	0	.000	0	0	.000	0	1	1	0.8	1	0	1	1	0	0	0	3.2					
at Duke	01-13-15	10	2	3	.667	0	0	.000	0	1	.000	1	1	2	0.9	2	0	3	4	0	0	4	3.3					
at Notre Dame	01-17-15	28	6	9	.667	0	0	.000	4	6	.667	2	0	2	0.9	1	0	5	2	1	1	16	4.1					
NC STATE	01-22-15	5	0	2	.000	0	0	.000	0	0	.000	0	0	0	0.9	1	0	1	0	0	0	0	3.8					
at Syracuse	01-24-15	9	1	2	.500	1	2	.500	0	0	.000	0	0	0	0.8	0	0	0	0	0	0	3	3.8					
GEORGIA TECH	01-28-15	7	1	1	1.000	0	0	.000	1	2	.500	0	0	0	0.8	3	0	0	1	0	0	3	3.7					
at Florida State	02-01-15	4	1	1	1.000	0	0	.000	0	0	.000	0	0	0	0.8	0	0	1	0	0	0	2	3.7					
LOUISVILLE	02-03-15	19	0	5	.000	0	2	.000	3	4	.750	0	1	1	0.8	0	0	1	2	0	0	3	3.6					
CLEMSON	02-08-15	17	0	1	.000	0	0	.000	1	4	.250	0	1	1	0.8	1	0	1	2	0	0	1	3.5					
at Wake Forest	02-11-15	15	2	4	.500	1	1	1.000	0	0	.000	0	0	0	0.7	1	0	2	1	0	0	5	3.6					
at Boston College	02-16-15	2	0	1	.000	0	0	.000	0	0	.000	0	0	0	0.7	0	0	0	0	0	0	0	3.4					
VIRGINIA TECH	02-18-15	5	0	0	.000	0	0	.000	0	0	.000	0	0	0	0.7	0	0	1	0	0	0	0	3.3					
NORTH CAROLINA	02-28-15	21	5	7	.714	0	1	.000	0	0	.000	0	1	1	0.7	3	0	4	3	0	1	10	3.5					
at PITT	03-04-15	33	2	8	.250	0	0	.000	0	2	.000	0	3	3	0.8	1	0	1	0	0	0	4	3.6					
at Virginia Tech	03-07-15	22	2	6	.333	0	1	.000	4	4	1.000	0	4	4	0.9	1	0	3	1	0	0	8	3.7					
vs Virginia Tech	03-11-15	8	0	1	.000	0	0	.000	0	0	.000	0	3	3	1.0	1	0	0	3	0	1	0	3.6					
vs Notre Dame	03-12-15	1	0	0	.000	0	0	.000	0	0	.000	0	0	0	0.9	0	0	0	1	0	0	0	3.5					
ALABAMA	03-21-15	7	0	2	.000	0	0	.000	1	2	.500	0	1	1	0.9	2	0	2	1	0	0	1	3.4					
at Richmond	03-24-15	26	4	10	.400	0	0	.000	3	4	.750	2	3	5	1.1	3	0	2	2	0	0	11	3.6					



JAMES PALMER

Freshman | Guard | 6-5 | 200

Washington, D.C. | St. John's College HS

12

Palmer Season Highs

Points

Season: 17, at Virginia Tech, 3/7/15
ACC: 17, at Virginia Tech, 3/7/15

Rebounds

Season: 4 (2x) last at Virginia Tech, 3/7/15
ACC: 4, at Virginia Tech, 3/7/15

Assists

Season: 3 (3x) last vs. Virginia Tech, 2/18/15
ACC: 3, vs. Virginia Tech, 2/18/15

Steals

Season: 1 (4x) last at Boston College, 2/16/15
ACC: 1, at Boston College, 2/16/15

Blocked Shots

Season: 1 (8x) last vs. Virginia Tech, 3/11/15
ACC: 1 (2x) last at Louisville, 2/21/15

Field Goals

Season: 5 (2x) last at Virginia Tech, 3/7/15
ACC: 5, at Virginia Tech, 3/7/15

Field Goal Attempts

Season: 10, at Virginia Tech, 3/7/15
ACC: 10, at Virginia Tech, 3/7/15

Free Throws

Season: 3, at Notre Dame, 1/17/15
ACC: 3, at Notre Dame, 1/17/15

Free Throw Attempts

Season: 4, at Notre Dame, 1/17/15
ACC: 4, at Notre Dame, 1/17/15

3-Point Field Goals

Season: 5, at Virginia Tech, 3/7/15
ACC: 5, at Virginia Tech, 3/7/15

3-Point Field Goal Attempts

Season: 5 (3x) last at Virginia Tech, 3/7/15
ACC: 5 (2x) last at Virginia Tech, 3/7/15

Minutes

Season: 27 (2x) last at Virginia Tech, 3/7/15
ACC: 27, at Virginia Tech, 3/7/15

"Not necessarily as a freshman, but during the course of his career he could be one of our best players. James has size, he has skill, can pass, dribble, shoot, can shoot threes. He's very good. As he matures he's going to be a terrific player." — Coach L

- Intelligent with a high basketball IQ after playing at a high level in high school and AAU due to good coaching.
- Maturing physically and growing into his long limbs.
- Young player - turned 18 in late July, prior to freshman year.
- Can play positions 1-4.
- Makes tough left- and right-handed layups.
- Good pull-up jumper and can make 3-pointers.
- Max bench: 240, up 35 pounds since his arrival. 185 Bench: 7x.
- In Spain in August 2014, shot team best 68 percent from the floor and hit 57 percent (8-15) from distance en route to 11.5 ppg.
- Enjoys life and has a good sense of humor.
- Ranked No. 1 player in the D.C. region, by ESPN.
- Played AAU ball for Team Takeover.
- Favorites: Food: Shrimp. Movie: Friday. Pro athletes: Kobe Bryant and Michael Jordan. Ice cream: Cookies and cream.
- Best advice received: Stay humble, stay hungry. Why UM: Great coaches, playing style and weather. Started playing basketball: Age 7.

High School: Ranked No. 1 player in the D.C. region, by ESPN ... Senior year averaged team-high 15.7 points per game ... Played in D.C. State Athletic Association semifinal ... Led Cadets to 27-4 record ... Helped squad to a 20-win season by averaging 12 points, five rebounds and two assists as a junior ... First team all-conference ... Team captain ... Coached by Sean McAloon at St. John's College HS.

Personal: Born James Alfred Palmer, Jr., on July 31, 1996 in Washington, D.C. ... Son of Diane McFadden and the late James Palmer, Sr. ... Brother to Tijree and Tijisha ... Played AAU ball for Team Takeover ... Also recruited by Memphis, Wake Forest, Rutgers, Cincinnati and Maryland.

PALMER CAREER STATISTICS

Season	GP	GS	Min.	Avg.	FG	FGA	Pct.	3-Point FG	3-Point FGA	3-Point Pct.	FT	FTA	Pct.	Off.	Rebounds Def.	Tot.	Avg.	PF	FO	Ast.	TO	Blk	Stl	Pts.	Avg.
2014-15	36	5	472	13.1	48	119	.403	22	60	.367	14	21	.667	13	36	49	1.4	26	0	25	25	8	4	132	3.7

PALMER 2014-15			TOTAL				3-PTS			FREE THROWS			REBOUNDS													
Opponent	Date	GS	Min	FG	FGA	Pct	3FG	FGA	Pct	FT	FTA	Pct	Off	Def	Tot	Avg	PF	FO	A	TO	Blk	Stl	Pts	Avg		
HOWARD	11-14-14	18	2	5	.400	2	5	.400	0	0	.000	0	2	2	2	2.0	1	0	2	2	1	1	6	6.0		
at Florida	11-17-14	27	4	9	.444	2	3	.667	0	0	.000	0	0	0	1.0	2	0	0	3	0	0	10	8.0			
vs Drexel	11-20-14	12	2	3	.667	2	2	1.000	0	0	.000	0	0	0	0.7	0	0	0	0	0	0	6	7.3			
vs Akron	11-21-14	23	3	5	.600	2	4	.500	0	0	.000	1	2	3	1.3	1	0	0	3	1	0	8	7.5			
vs Charlotte	11-23-14	23	5	7	.714	2	3	.667	0	0	.000	1	1	2	1.4	0	0	1	1	0	1	12	8.4			
at Charlotte	11-25-14	21	1	4	.250	0	2	.000	1	2	.500	0	2	2	1.5	2	0	0	2	1	0	3	7.5			
SOUTH ALABAMA	11-28-14	23	3	7	.429	0	3	.000	0	1	.000	2	2	4	1.9	0	0	3	0	1	0	6	7.3			
ILLINOIS	12-02-14	9	0	2	.000	0	1	.000	0	0	.000	0	0	0	1.6	0	0	0	0	0	0	0	6.4			
GREEN BAY	12-06-14	16	0	2	.000	0	1	.000	0	0	.000	0	0	0	1.4	2	0	2	1	0	0	0	5.7			
SAVANNAH STATE	12-08-14	11	1	2	.500	0	1	.000	0	0	.000	1	0	1	1.4	0	0	0	2	0	1	2	5.3			
EASTERN KENTUCKY	12-19-14	4	0	0	.000	0	0	.000	0	0	.000	0	1	1	1.4	0	0	0	1	0	0	0	4.8			
vs Providence	12-22-14	8	0	0	.000	0	0	.000	0	0	.000	0	0	0	1.3	3	0	2	1	0	0	0	4.4			
CHARLESTON	12-30-14	25	2	5	.400	1	3	.333	0	2	.000	0	2	2	1.3	0	0	3	0	1	0	5	4.5			
VIRGINIA	01-03-15	6	0	2	.000	0	1	.000	0	0	.000	0	0	0	1.2	0	0	1	0	0	0	0	4.1			
BOSTON COLLEGE	01-10-15	3	0	0	.000	0	0	.000	0	0	.000	0	0	0	1.1	0	0	0	0	0	0	0	3.9			
at Duke	01-13-15	5	1	2	.500	0	1	.000	0	0	.000	0	2	2	1.2	1	0	0	0	0	0	2	3.8			
at Notre Dame	01-17-15	19	3	3	1.000	2	2	1.000	3	4	.750	0	1	1	1.2	0	0	0	0	0	0	11	4.2			
NC STATE	01-22-15	12	2	3	.667	2	3	.667	1	2	.500	0	0	0	1.1	0	0	0	1	0	0	7	4.3			
at Syracuse	01-24-15	12	1	3	.333	0	2	.000	0	0	.000	0	1	1	1.1	1	0	1	1	0	0	2	4.2			
GEORGIA TECH	01-28-15	19	3	6	.500	0	2	.000	0	0	.000	0	2	2	1.2	1	0	0	0	0	0	6	4.3			
at Florida State	02-01-15	3	0	1	.000	0	0	.000	0	0	.000	0	1	1	1.1	0	0	0	0	0	0	0	4.1			
LOUISVILLE	02-03-15	8	1	4	.250	0	2	.000	1	2	.500	0	1	1	1.1	2	0	0	0	0	0	3	4.0			
CLEMSON	02-08-15	11	1	5	.200	0	2	.000	0	0	.000	1	2	3	1.2	0	0	0	0	0	0	2	4.0			
at Wake Forest	02-11-15	14	2	4	.500	0	1	.000	2	2	1.000	1	2	3	1.3	1	0	1	0	0	0	6	4.0			
at Boston College	02-16-15	*	24	0	4	.000	0	3	.000	2	2	1.000	0	3	3	1.4	3	0	0	1	1	1	2	4.0		
VIRGINIA TECH	02-18-15	*	23	3	8	.375	2	5	.400	0	0	.000	0	3	3	1.4	1	0	3	1	0	0	8	4.1		
at Louisville	02-21-15	3	0	0	.000	0	0	.000	0	0	.000	0	0	0	1.4	0	0	0	0	1	0	0	4.0			
FLORIDA STATE	02-25-15	1	0	0	.000	0	0	.000	0	0	.000	0	0	0	1.3	0	0	0	0	0	0	0	3.8			
NORTH CAROLINA	02-28-15	5	0	0	.000	0	0	.000	0	0	.000	0	0	0	1.3	0	0	0	0	0	0	0	3.7			
at PITT	03-04-15	6	0	2	.000	0	1	.000	0	0	.000	0	0	0	1.2	2	0	0	1	0	0	0	3.6			
at Virginia Tech	03-07-15	*	27	5	10	.500	5	5	1.000	2	2	1.000	3	1	4	1.3	2	0	1	1	0	0	17	4.0		
vs Virginia Tech	03-11-15	*	16	1	1	1.000	0	0	.000	0	0	.000	0	3	3	1.4	0	0	1	3	1	0	2	3.9		
vs Notre Dame	03-12-15	*	15	1	4	.250	0	1	.000	0	0	.000	2	0	2	1.4	1	0	1	0	0	0	2	3.9		
NC CENTRAL	03-17-15	4	0	1	.000	0	0	.000	0	0	.000	1	1	2	1.4	0	0	1	0	0	0	0	3.8			
ALABAMA	03-21-15	7	1	3	.333	0	1	.000	0	0	.000	0	0	0	1.4	0	0	2	0	0	0	2	3.7			
at Richmond	03-24-15	9	0	2	.000	0	0	.000	2	2	1.000	0	1	1	1.4	0	0	0	0	0	0	2	3.7			



DAVON REED

Sophomore | Guard | 6-6 | 208

Ewing, N.J. | Princeton Day School (N.J.)

5

All-ACC Academic Men's Basketball Team, 2015

"I really like the progress he's made. Everything he did last year he's doing better." — Coach L

- Focused. Structured. Determined. Competitive. True student of the game. Will do whatever it takes to win.
- A 3 guard who played out of position at the point his freshman season for Miami.
- One of three players returning from the 2013-14 squad.
- Can guard multiple positions, has long arms and a fierce tenacity.
- Mostly a catch-and-shoot guy.
- Improved both his ability to attack the basket and his layup-making skills.
- Improved bench 175 to 250 pounds in four months as a freshman.
- Good student. Professional approach to life and everything he does. Mature for his age.
- Approach vertical: 40.5 | Bench max: 250 | 185 test: 15x.
- Four-star swingman listed as a Top 100 player (No. 97) by Rivals.com and No. 78 in the Class of 2013 by ESPN
- Third-best talent in New Jersey and 18th best nationally at the shooting guard position, according to ESPN.com.
- Kevin Durant Skills Academy. McDonald's All-American candidate.
- 2,000 point scorer. Averaged 24 points and 10 rebounds as a senior.
- Youth Role Model Award from Join-Effort Princeton for both dedication to his community and excellence in his personal life.
- Favorites: Food: Italian. Movie: I am Legend. Book: Great Gatsby. Pro athlete: LeBron James. Quote: Dreams don't work unless you do. Subject in school: Science. Ice cream flavor: Chocolate chip cookie dough. Cuban dish: Pechuga de pollo (chicken breast).
- Best advice received: Do what makes you happy. Why UM: ACC basketball, Coach L and sunny south Florida. Started playing basketball: Age 5.

2013-14				
Opposition	P	R	A	
St. Francis (NY)	3	1	0	
Ga. Southern	7	1	2	
Texas Southern	11	3	3	
at C of Charleston	3	2	3	
UCF	17	5	1	
vs Geo. Wash.	6	2	2	
at CS Fullerton	9	3	2	
vs Arizona State	19	1	2	
at Nebraska	5	2	2	
Virginia Tech	10	5	0	
at Savannah State	8	1	1	
La Salle	8	0	4	
Loyola	8	2	7	
at Syracuse	5	0	1	
at North Carolina	0	2	0	
Florida State	0	1	0	
at Georgia Tech	3	0	0	
Duke	2	2	0	
Syracuse	16	2	0	
at Maryland	6	1	1	
Norfolk State	4	4	1	
Pittsburgh	4	3	1	
NC State	3	1	1	
at Florida State	7	2	2	
at Virginia Tech	5	2	0	
Notre Dame	12	3	0	
Boston College	0	0	0	
at Virginia	2	1	0	
at NC State	5	0	0	
at Clemson	3	1	0	
Wake Forest	3	1	1	
vs Virginia Tech	14	1	0	
vs NC State	9	0	1	

Reed Season/Career Highs

Points

Season: 19 (3x) last at Pittsburgh, 3/4/15
Career: 19 (4x) last at Pittsburgh, 3/4/15
ACC: 19 (3x) last at Pittsburgh, 3/4/15

Rebounds

Season: 12, at Richmond, 3/24/15
Career: 12, at Richmond, 3/24/15
ACC: 8, vs. Florida State, 2/25/15

Assists

Season: 6, vs. NC Central, 3/17/15
Career: 7, vs. Loyola, 12/30/13
ACC: 5, vs. Virginia Tech, 2/18/15

Steals

Season: 5, at Wake Forest, 2/11/15
Career: 5, at Wake Forest, 2/11/15
ACC: 5, at Wake Forest, 2/11/15

Blocked Shots

Season: 2, at Virginia Tech, 3/7/15
Career: 2, at Virginia Tech, 3/7/15
ACC: 2, at Virginia Tech, 3/7/15

Field Goals

Season: 7 (2x) last at Pittsburgh, 3/4/15
Career: 7 (3x) last at Pittsburgh, 3/4/15
ACC: 7 (2x) last at Pittsburgh, 3/4/15

Field Goal Attempts

Season: 13, at Wake Forest, 2/11/15
Career: 13, at Wake Forest, 2/11/15
ACC: 13, at Wake Forest, 2/11/15

Free Throws

Season: 9, vs. Alabama, 3/21/15
Career: 9, vs. Alabama, 3/21/15
ACC: 6, vs. Florida State, 2/25/15

Free Throw Attempts

Season: 14, vs. Alabama, 3/21/15
Career: 14, vs. Alabama, 3/21/15
ACC: 6 (2x) last vs. Florida State, 2/25/15

3-Point Field Goals

Season: 5, vs. Louisville, 2/3/15
Career: 5 (2x) last vs. Louisville, 2/3/15
ACC: 5, vs. Louisville, 2/3/15

3-Point Field Goal Attempts

Season: 8, at Wake Forest, 2/11/15
Career: 8, vs. Arizona State, 12/1/13
ACC: 8, at Wake Forest, 2/11/15

Minutes

Season: 45, at Boston College, 2/16/15
Career: 45, at Boston College, 2/16/15
ACC: 45, at Boston College, 2/16/15

As a Sophomore (2014-15): Underwent surgery on left lower extremity Sept. 4 after being injured Sept. 2 ...

Expected to be sidelined until January, but returned Dec. 6 against Green Bay.

High School: Four-star swingman listed as a Top 100 player (No. 97) by Rivals.com and No. 78 in the Class of 2013 by ESPN ... Third-best talent in New Jersey and 18th best nationally at the shooting guard position, according to ESPN.com ... Rivals ranks him as 24th among shooting guards ... Kevin Durant Skills Academy ... 2,000 point scorer ... Averaged 24 points and 10 rebounds as a senior ... McDonald's All-American candidate ... Prep B Player of the Year in New Jersey ... All-area player of the year twice ... Averaged 27 points and nine rebounds per game for Princeton Day School (N.J.) junior season ... Coached by Paris McClean ... Youth Role Model Award from Join-Effort Princeton for both dedication to his community and excellence in his personal life.

Personal: Name is pronounced Day-von ... Born Davon Malcolm Reed on June 11, 1995 ... Son of David and Rose Reed ... Brother to Miles ...


Majoring in sports administration ... Played AAU ball with Team Final ... Chose Miami over offers from Wake Forest, Cincinnati, Xavier and Memphis

... Student-Athlete Advisory Committee representative at UM ... Book Buster (3.0 spring semester GPA) ... Athletic Director's Honor Roll (3.2 spring semester GPA) ... Dean's List (3.5 spring semester GPA) ... ACC Honor Roll.

REED CAREER STATISTICS

Season	GP	GS	Min.	Avg.	FG	FGA	Pct.	3-Point FG	3-Point FGA	3-Point Pct.	Free Throws FT	Free Throws FTA	Free Throws Pct.	Off.	Def.	Tot.	Avg.	PF	FO	Ast.	TO	Blk	Stl	Pts.	Avg.
2013-14	33	10	683	20.7	71	207	.343	40	112	.357	35	53	.660	12	43	55	1.7	55	0	38	44	4	16	217	6.6
2014-15	8	19	747	26.7	70	148	.473	36	75	.480	49	67	.731	24	85	109	3.9	62	1	49	27	8	24	225	8.0
TOTAL	61	29	1430	23.4	141	355	.397	76	187	.406	84	120	.700	36	128	164	2.7	117	1	87	71	12	40	442	7.2

REED 2014-15		TOTAL					3-PTS			FREE THROWS			REBOUNDS													
Opponent	Date	GS	Min	FG	FGA	Pct	3FG	FGA	Pct	FT	FTA	Pct	Off	Def	Tot	Avg	PF	FO	A	TO	Blk	Stl	Pts	Avg		
GREEN BAY	12-06-14	8	0	1	.000	0	0	.000	0	0	.000	0	0	0	0.0	2	0	0	0	0	1	0	0	0.0		
SAVANNAH STATE	12-08-14	14	0	2	.000	0	1	.000	0	0	.000	0	1	1	0.5	1	0	1	1	0	2	0	0	0.0		
EASTERN KENTUCKY	12-19-14	18	1	3	.333	1	2	.500	4	4	1.000	2	2	4	1.7	2	0	0	3	0	0	7	2.3			
vs Providence	12-22-14	10	0	3	.000	0	3	.000	0	0	.000	0	2	2	1.8	3	0	2	0	1	0	0	1.8			
CHARLESTON	12-30-14	18	2	2	1.000	0	0	.000	1	1	1.000	2	3	5	2.4	1	0	4	0	0	0	5	2.4			
VIRGINIA	01-03-15	14	1	1	1.000	1	1	1.000	1	2	.500	0	1	1	2.2	1	0	0	1	0	0	4	2.7			
BOSTON COLLEGE	01-10-15	16	0	1	.000	0	1	.000	0	0	.000	0	2	2	2.1	1	0	0	0	0	0	0	2.3			
at Duke	01-13-15	16	2	4	.500	0	0	.000	0	0	.000	2	1	3	2.3	2	0	2	0	1	1	4	2.5			
at Notre Dame	01-17-15	*	30	3	.6	.500	3	4	.750	0	0	.000	0	4	4	2.4	5	1	4	1	1	0	9	3.2		
NC STATE	01-22-15	*	31	4	.6	.667	2	3	.667	0	0	.000	0	1	1	2.3	2	0	2	0	0	1	10	3.9		
at Syracuse	01-24-15	*	26	4	.5	.800	3	4	.750	0	0	.000	0	2	2	2.3	2	0	1	1	0	0	11	4.5		
GEORGIA TECH	01-28-15	*	30	2	3	.667	2	2	1.000	0	0	.000	0	4	4	2.4	3	0	0	1	1	1	6	4.7		
at Florida State	02-01-15	*	34	4	9	.444	1	4	.250	2	2	1.000	4	2	6	2.7	0	0	2	3	0	1	11	5.2		
LOUISVILLE	02-03-15	33	7	8	.875	5	6	.833	0	0	.000	0	5	5	2.9	4	0	1	2	0	2	19	6.1			
CLEMSON	02-08-15	*	32	1	2	.500	1	2	.500	0	0	.000	0	2	2	2.8	2	0	0	1	1	1	3	5.9		
at Wake Forest	02-11-15	*	36	6	13	.462	2	8	.250	3	4	.750	0	4	4	2.9	3	0	0	0	0	5	17	6.6		
at Boston College	02-16-15	*	45	6	10	.600	3	4	.750	4	6	.667	0	6	6	3.1	4	0	3	1	0	1	19	7.4		
VIRGINIA TECH	02-18-15	*	33	3	7	.429	0	3	.000	3	5	.600	1	2	3	3.1	2	0	5	2	0	1	9	7.4		
at Louisville	02-21-15	*	18	0	2	.000	0	1	.000	0	0	.000	0	2	2	3.0	3	0	1	1	0	0	0	7.1		
FLORIDA STATE	02-25-15	*	34	5	8	.625	2	4	.500	6	6	1.000	3	5	8	3.3	3	0	1	0	0	0	18	7.6		
NORTH CAROLINA	02-28-15	*	26	1	8	.125	0	4	.000	0	1	.000	0	3	3	3.2	2	0	2	1	0	0	2	7.3		
at PITT	03-04-15	*	33	7	8	.875	3	3	1.000	2	2	1.000	1	2	3	3.2	1	0	3	0	0	2	19	7.9		
at Virginia Tech	03-07-15	*	30	1	3	.333	1	1	1.000	1	2	.500	1	4	5	3.3	3	0	2	1	2	2	4	7.7		
vs Virginia Tech	03-11-15	*	36	4	8	.500	2	2	1.000	0	0	.000	1	3	4	3.3	1	0	1	2	1	1	10	7.8		
vs Notre Dame	03-12-15	*	30	1	8	.125	1	4	.250	3	5	.600	3	3	6	3.4	2	0	1	1	0	1	6	7.7		
NC CENTRAL	03-17-15	*	34	2	7	.286	1	2	.500	2	2	1.000	1	2	3	3.4	1	0	6	2	0	0	7	7.7		
ALABAMA	03-21-15	*	28	2	4	.500	2	3	.667	9	14	.643	2	6	8	3.6	4	0	3	1	0	1	15	8.0		
at Richmond	03-24-15	*	34	1	6	.167	0	3	.000	8	11	.727	1	11	12	3.9	2	0	2	1	0	0	10	8.0		



ANGEL RODRIGUEZ

Redshirt Junior | Guard | 5-11 | 180

Cupey, P.R. | Kansas State | Dr. Krop HS (Miami, Fla.)

13

Rodriguez Season / Career Highs

Points

Season: 25 (2x) last vs. Florida State, 2/25/15
Career: 25 (2x) last vs. Florida State, 2/25/15
ACC: 25 (2x) last vs. Florida State, 2/25/15

Rebounds

Season: 8, vs. Akron, 11/21/14
Career: 8, vs. Akron, 11/21/14
ACC: 4 (5x) last vs. Florida State, 2/25/15

Assists

Season: 9, vs. Akron, 11/21/14
Career: 10, twice
ACC: 8, at Syracuse, 1/24/15

Steals

Season: 5 (2x) last at Duke, 1/13/15
Career: 5 (2x) last at Duke, 1/13/15
ACC: 5, at Duke, 1/13/15

Blocked Shots

Season: 2 (2x), last vs. Akron, 11/21/14
Career: 2 (2x) last vs. Akron, 11/21/14
ACC: 1 (2x) last vs. NC State, 1/22/15

Field Goals

Season: 8 (2x) last vs. Florida State, 2/25/15
Career: 8 (3x) last vs. Florida State, 2/25/15
ACC: 8 (2x) last vs. Florida State, 2/25/15

Field Goal Attempts

Season: 22, vs. Virginia, 01/03/15
Career: 22, vs. Virginia, 01/03/15
ACC: 22, vs. Virginia, 01/03/15

Free Throws

Season: 10, vs. Virginia, 01/03/15
Career: 10, vs. Virginia, 01/03/15
ACC: 10, vs. Virginia, 01/03/15

Free Throw Attempts

Season: 12 (2x) last vs. Florida State, 2/25/15
Career: 12 (2x) last vs. Florida State, 2/25/15
ACC: 12 (2x) last vs. Florida State, 2/25/15

3-Point Field Goals

Season: 5, at Florida, 11/17/14
Career: 5, (3x) last at Florida, 11/17/14
ACC: 4, at Duke, 1/13/15

3-Point Field Goal Attempts

Season: 9 (2x) last at Syracuse, 1/24/15
Career: 10, vs. TCU, 3/5/13
ACC: 9, at Syracuse, 1/24/15

Minutes

Season: 44, vs. Virginia, 01/03/15
Career: 44, vs. Virginia, 01/03/15
ACC: 44, vs. Virginia, 01/03/15

2015 Bob Cousy Collegiate PG of the Year Award Preseason Watch List ACC Player of the Week - Nov. 24
2015 Oscar Robertson Trophy Preseason Watch List Gildan Charleston Classic Most Valuable Player
2014-15 All-ACC Basketball Team, H.M.

"He can get other people shots, he can score, but what he's really great at is directing traffic. He loves to direct traffic. When you watch him play you'll think to yourself 'You know, one day he's probably going to be a coach.' His court presence is outstanding. He does it at the defensive end of the floor, offensive end of the floor, just has a great all-around game." — Coach L

"He's not afraid to bark out directions and motivate his teammates. His best attribute is his ability to generate confidence in his teammates." — Coach L

"Angel is a bulldog on defense, he's one of those guys that clenches his teeth, sinks his teeth into you and doesn't let you go. You've got to try and shake free from him. It's a great characteristic for a point guard and a great way for a coach to build the team defense." — Coach L

- Floor general. Vocal and physical leader.
- Ultra competitive. A bulldog. Very physical. Will use his strength on defensive and to go to the rim.
- Defensive mindset. Takes pride in his D.
- Gets the best out of others. Can create for teammates and score off the dribble.
- Max bench: 300, up 60 pounds since his arrival. 185 Bench: 15x.
- Played high school ball with teammate Joe Thomas at Miami Krop High School.
- Transferred from Kansas State in fall of 2013, sitting out 2013-14 due to NCAA transfer rules.
- As a sophomore at K-State (2012-13): NABC District 8 second team. All-Big 12 Second Team. Big 12 All-Defensive Team. Phillips 66 All-Championship Team. Big 12 Co-Champions.
- Ranked third in the Big 12 in assists, fourth in steals and fifth in assist-to-turnover ratio during his sophomore season in 2012-13.
- Born in San Juan, Puerto Rico. First language is Spanish. Left Puerto Rico at age 15 to come to the U.S. to play basketball. Transferred to Miami to be closer to home so his mother can watch his games.
- Despite baseball being a pastime in Puerto Rico, never played because the action was too slow.

"Coming to Miami was the best decision I ever made in my life. There are just so many positive things ever since came here. I got healthy. I met the great staff that we have, from top to bottom. I'm close to my family. I see my friends. I have a life other than basketball. So my mind is not just stuck in basketball. I kind of get my time to relax. I'm from Puerto Rico, I get to go to the beach and kind of feel like I'm at home, too. And at the same time it motivates me to get to be close to my family because it's something I don't want to take for granted any more. I'm enjoying every single moment that I spend with them. It motivates me to do good, and make them proud, because finally they're going get to see me at the games."

High School: No. 4 prospect in the state of Florida by FloridaHoops.com... A three-year letterman at Dr. Michael Krop High School in Miami, Fla. ... Averaged 23 points and six assists as a senior ... Named first team All-Class 6A by the Florida Association of Basketball Coaches (FABC) ... All-Dade County team by the Miami Herald ... Had the steal and game-winning basket in a 57-55 win over Hialeah-Miami Lakes and future Kansas State teammate Adrian Diaz to capture the District 13-6A title ... Posted 32 points against Carol City (2/10/11) in the District 13-6A semifinals ... Helped the Lightning to a 26-6 record and its first trip to the Class 6A state final four as a junior in 2009-10 ... Averaged 20.9 points, seven assists and 3.9 rebounds as a junior... Miami Herald's 2009-10 Class 6A Player of the Year ... First team all-state... Second team All-Florida (all classifications) ... First team All-Class 6A by FloridaHoops.com as a junior ... Collected a team-high 23 points and eight rebounds in the loss to Orlando Dr. Phillips in the state semifinals ... Posted 39 points in the Regional Final win over Columbus ... 38 points in a win over Arlington Country Day ... Led the team in scoring and assists as a sophomore en route to guiding the Lightning to district title ... First team All-Dade County by the Miami Herald ... Injured knee during the summer after senior year of high school ... Coached by Marcos "Shakey" Rodriguez.

Personal: Angel Daniel Rodriguez Tricoche was born Dec. 5, 1992, in San Juan, Puerto Rico ... Left Puerto Rico at age 15 to come to the U.S. to play basketball ... Mother is Jacqueline Tricoche ... Has two younger brothers, Luis Rivera and Yaniel Rivera... Cousin, Javi Gonzalez, played three seasons (2007-10) at NC State ... Received scholarship offers from a number of schools, including Louisville, Florida and N.C. State... Major is sports administration ... Enjoys singing and watching reality TV.

RODRIGUEZ CAREER STATISTICS

K-State	GP	GS	Min.	Avg.	FG	FGA	Pct.	FG	FGA	Pct.	FT	FTA	Pct.	Off.	Def.	Tot.	Avg.	PF	FO	Ast.	TO	Blk	Stl	Pts.	Avg.
2011-12	32	7	69.4	21.7	80	222	.360	32	101	.317	73	106	.689	18	61	79	2.5	89	4	101	85	1	41	265	8.3
2012-13	33	33	93.0	28.2	115	319	.361	55	160	.344	90	109	.826	18	51	69	2.1	70	1	173	78	0	50	375	11.4
Totals	65	40	1,624	25.0	195	541	.360	87	261	.333	163	215	.758	36	112	148	2.3	159	5	274	163	1	91	640	9.8

Miami	GP	GS	Min.	Avg.	FG	FGA	Pct.	FG	FGA	Pct.	FT	FTA	Pct.	Off.	Def.	Tot.	Avg.	PF	FO	Ast.	TO	Blk	Stl	Pts.	Avg.
2014-15	32	29	906	28.3	110	326	.337	48	158	.304	114	153	.745	14	61	75	2.3	89	6	126	74	9	59	382	11.9

RODRIGUEZ 2014-15		TOTAL				3-PTS			FREE THROWS			REBOUNDS													
Opponent	Date	GS	Min	FG	FGA	Pct	3FG	FGA	Pct	FT	FTA	Pct	Off	Def	Tot	Avg	PF	FO	A	TO	Blk	Stl	Pts	Avg	
HOWARD	11-14-14	*	26	4	11	.364	3	6	.500	5	7	.714	1	2	3	3.0	0	0	5	2	1	4	16	16.0	
at Florida	11-17-14	*	36	7	14	.500	5	8	.625	5	7	.714	0	2	2	2.5	0	0	3	3	0	3	24	20.0	
vs Drexel	11-20-14	*	31	5	13	.385	3	6	.500	2	3	.667	0	3	3	2.7	3	0	4	1	2	3	15	18.3	
vs Akron	11-21-14	*	29	6	9	.667	1	3	.333	2	2	1.000	3	5	8	4.0	1	0	9	3	2	1	15	17.5	
vs Charlotte	11-23-14	*	30	4	12	.333	1	5	.200	4	5	.800	0	2	2	3.6	4	0	5	3	1	5	13	16.6	
at Charlotte	11-25-14	*	37	5	12	.417	4	7	.571	0	1	.000	0	2	2	3.3	3	0	6	2	0	1	14	16.2	
SOUTH ALABAMA	11-28-14	*	24	2	7	.286	1	2	.500	2	2	1.000	0	3	3	3.3	1	0	1	3	0	2	7	14.9	
ILLINOIS	12-02-14	*	32	2	9	.222	1	5	.200	4	6	.667	0	6	6	3.6	2	0	5	3	0	3	9	14.1	
GREEN BAY	12-06-14	*	35	2	15	.133	1	6	.167	7	8	.875	0	1	1	3.3	5	1	3	3	0	2	12	13.9	
SAVANNAH STATE	12-08-14	*	29	4	12	.333	4	9	.444	5	5	1.000	0	1	1	3.1	1	0	4	3	1	2	17	14.2	
EASTERN KENTUCKY	12-19-14	*	28	0	6	.000	0	5	.000	1	3	.333	1	0	1	2.9	3	0	2	2	0	2	1	13.0	
vs Providence	12-22-14	*	38	6	15	.400	3	7	.429	4	4	1.000	0	2	2	2.8	3	0	4	3	0	2	19	13.5	
CHARLESTON	12-30-14	*	23	5	9	.556	2	5	.400	3	6	.500	1	4	5	3.0	2	0	3	3	0	0	15	13.6	
VIRGINIA	01-03-15	*	44	7	22	.318	1	7	.143	10	12	.833	2	2	4	3.1	5	1	7	1	0	1	25	14.4	
BOSTON COLLEGE	01-10-15	*	33	6	14	.429	1	6	.167	4	4	1.000	0	4	4	3.1	3	0	3	1	0	0	17	14.6	
at Duke	01-13-15	*	33	8	15	.533	4	6	.667	4	6	.667	0	4	4	3.2	4	0	5	2	1	5	24	15.2	
at Notre Dame	01-17-15	*	31	1	10	.100	1	7	.143	1	2	.500	0	1	1	3.1	3	0	4	1	0	0	4	14.5	
NC STATE	01-22-15	*	30	2	8	.250	2	5	.400	8	10	.800	0	0	0	2.9	2	0	6	3	1	1	14	14.5	
at Syracuse	01-24-15	*	32	2	11	.182	2	9	.222	6	9	.667	0	0	0	2.7	4	0	8	2	0	4	12	14.4	
GEORGIA TECH	01-28-15	*	15	0	8	.000	0	5	.000	0	0	.000	0	1	1	2.7	2	0	5	4	0	2	0	13.7	
at Florida State	02-01-15	*	25	3	11	.273	2	8	.250	0	3	.000	1	0	1	2.6	2	0	3	1	0	2	8	13.4	
LOUISVILLE	02-03-15	*	24	2	9	.222	0	3	.000	2	2	1.000	0	1	1	2.5	5	1	1	2	0	0	6	13.0	
CLEMSON	02-08-15	*	36	3	12	.250	1	6	.167	2	2	1.000	0	2	2	2.5	2	0	5	3	0	2	9	12.9	
at Wake Forest	02-11-15	*	26	3	8	.375	1	4	.250	8	10	.800	1	2	3	2.5	4	0	2	3	0	0	15	13.0	
at Boston College	02-16-15	*	26	2	6	.333	0	1	.000	2	2	1.000	1	0	1	2.4	5	1	6	3	0	1	6	12.7	
VIRGINIA TECH	02-18-15	*	31	3	8	.375	1	5	.200	4	5	.800	1	2	3	2.5	4	0	4	2	0	3	11	12.6	
at Louisville	02-21-15	*	38	1	12	.083	1	5	.200	2	2	1.000	1	3	4	2.5	3	0	4	4	0	1	5	12.3	
FLORIDA STATE	02-25-15	*	38	8	14	.571	0	3	.000	9	12	.750	0	4	4	2.6	5	1	5	3	0	3	25	12.8	
NORTH CAROLINA	02-28-15	3	0	0	.000	0	0	.000	0	0	.000	0	0	0	0	2.5	1	0	1	2	0	0	0	12.3	
vs Virginia Tech	03-11-15	10	1	4	.250	0	1	.000	3	4	.750	1	1	2	2.5	0	0	1	0	0	1	5	12.1		
vs Notre Dame	03-12-15	24	4	7	.571	2	2	1.000	5	9	.556	0	0	0	2.4	2	0	1	2	0	2	15	12.2		
NC CENTRAL	03-17-15	*	9	2	3	.667	0	1	.000	0	0	.000	0	1	1	2.3	5	1	1	1	0	1	4	11.9	



OMAR SHERMAN

Freshman | Forward | 6-8 | 260

22

Duncanville, Texas | Duncanville HS

"Omar has great hands and a great shooting touch, a beautiful jump hook inside and an outstanding 3-point shot." – Coach L

- Smooth-shooting lefty.
- Inside-outside player who can drain a three or drop a baby hook.
- Dropped 20 pounds and has added strength since arriving on UM campus summer of 2014.
- Max bench: 275, up 50 pounds since his arrival. 185 Bench: 13x.
- Easy-going, steady personality with no highs or lows emotionally.
- Will play the power forward, possibly the four on offense and five on defense.
- No. 10 recruit in Texas and No. 19 center in the country, according to ESPN.
- No. 20 power forward in the country by Scout.com, No. 94 player overall.
- Favorites: Food: Asian or steak. Movie: Friday. Pro athlete: Kobe Bryant and Kareem Abdul Jabbar. Quote: Hard work beats talent when talent fails to hard work. Subject in school: History. Ice cream flavor: Orange sherbet.
- Best advice received: If you don't fall, how are you going to know what getting up is like. Why UM: Great opportunity, atmosphere, tradition and culture. Started playing basketball: Age 3. Plays the trombone.

High School: Four-star prospect by ESPN and Scout.com ... No. 20 power forward in the country by Scout.com, No. 94 player overall ... No. 10 recruit in Texas and No. 19 center in the country, says ESPN ... Helped Duncanville to 20-12 season, and berth in the regional quarterfinals of the Texas UIL Boys State Basketball Championships ... Led team with 17.1 points per game and 8.4 rebounds per game ... Coached by Kenny Boren.

Personal: Born Omar Rivas Sherman on November 14, 1995 in Dallas, Texas ... Son of Maricela Herron and Alphonso Sherman ... Has seven siblings with three brothers: D'Anthony, Alphonso Jr., Ja'mall and four sisters: Monique, Antecia, Christina and Geneva ... Majoring in business marketing and entrepreneurship ... Played AAU with Deron Williams Elite ... Chose Miami over Wichita State, North Texas and Weber State ... Cousin to Mergerson basketball family: Laramie (Navy), Mariana (Texas), Veronica (UT Arlington) and Luke (Texas State/Mid-America Christian).

Sherman Season Highs

Points

Season: 13 (3x) last vs. Virginia, 01/03/15
ACC: 13, vs. Virginia, 01/03/15

Rebounds

Season: 7, vs. South Alabama, 11/28/14
ACC: 6, vs. Virginia, 01/03/15

Assists

Season: 2 (4x) last at Wake Forest, 2/11/15
ACC: 2 (4x) last at Wake Forest, 2/11/15

Steals

Season: 2, vs. Boston College, 1/10/15
ACC: 2, vs. Boston College, 1/10/15

Blocked Shots

Season: 3, vs. NC State, 1/22/15
ACC: 3, vs. NC State, 1/22/15

Field Goals

Season: 6, vs. South Alabama, 11/28/14
ACC: 5, vs. Virginia, 01/03/15

Field Goal Attempts

Season: 11, vs. South Alabama, 11/28/14
ACC: 10 (2x) last vs. NC State, 1/22/15

Free Throws

Season: 4, vs. Savannah State, 12/9/14
ACC: 2, vs. North Carolina, 2/28/15

Free Throw Attempts

Season: 5, vs. Savannah State, 12/9/14
ACC: 3, vs. North Carolina, 2/28/15

3-Point Field Goals

Season: 3, vs. Virginia, 01/03/15
ACC: 3, vs. Virginia, 01/03/15

3-Point Field Goal Attempts

Season: 7, vs. Virginia, 01/03/15
ACC: 7, vs. Virginia, 01/03/15


Minutes

Season: 40, vs. Virginia, 01/03/15
ACC: 40, vs. Virginia, 01/03/15

SHERMAN CAREER STATISTICS

Season	GP	GS	Min.	Avg.	FG	FGA	Pct.	3-Point FG	3-Point FGA	3-Point Pct.	Free Throws FT	Free Throws FTA	Free Throws Pct.	Off.	Rebounds Def.	Rebounds Tot.	Avg.	PF	FO	Ast.	TO	Blk	Stl	Scoring Pts.	Avg.
2014-15	34	9	542	15.9	61	143	.427	24	75	.320	13	20	.650	20	54	74	2.2	52	0	18	12	16	8	159	4.7

SHERMAN 2014-15			TOTAL			3-PTS			FREE THROWS			REBOUNDS															
Opponent	Date	GS	Min	FG	FGA	Pct	3FG	FGA	Pct	FT	FTA	Pct	Off	Def	Tot	Avg	PF	FO	A	TO	Blk	Stl	Pts	Avg			
HOWARD	11-14-14	17	0	0	.000	0	0	.000	0	0	.000	1	4	5	5.0	3	0	0	0	0	1	0	0	0.0			
at Florida	11-17-14	20	3	4	.750	1	2	.500	1	1	1.000	0	4	4	4.5	1	0	1	0	1	0	8	4.0				
vs Drexel	11-20-14	22	3	10	.300	2	5	.400	0	0	.000	3	3	6	5.0	1	0	0	0	1	0	8	5.3				
vs Akron	11-21-14	24	5	7	.714	2	4	.500	1	1	1.000	0	4	4	4.8	0	0	1	0	0	0	13	7.3				
vs Charlotte	11-23-14	14	2	4	.500	0	2	.000	0	0	.000	1	2	3	4.4	2	0	0	0	0	0	4	6.6				
at Charlotte	11-25-14	20	3	7	.429	1	2	.500	0	0	.000	1	4	5	4.5	2	0	1	0	0	0	7	6.7				
SOUTH ALABAMA	11-28-14	20	6	11	.545	1	3	.333	0	0	.000	1	6	7	4.9	3	0	1	2	1	0	13	7.6				
ILLINOIS	12-02-14	18	1	6	.167	1	5	.200	2	2	1.000	0	1	1	4.4	3	0	1	0	1	0	5	7.3				
GREEN BAY	12-06-14	10	0	2	.000	0	0	.000	0	0	.000	3	1	4	4.3	0	0	0	1	2	0	0	6.4				
SAVANNAH STATE	12-08-14	14	1	1	1.000	0	0	.000	4	5	.800	0	1	1	4.0	1	0	0	0	0	0	6	6.4				
EASTERN KENTUCKY	12-19-14	4	0	1	.000	0	0	.000	0	0	.000	0	0	0	3.6	1	0	0	0	2	0	0	5.8				
vs Providence	12-22-14	*	19	3	7	.429	0	3	.000	0	2	.000	1	1	2	3.5	1	0	0	0	0	6	5.8				
CHARLESTON	12-30-14	21	2	5	.400	1	3	.333	0	0	.000	1	1	2	3.4	4	0	1	1	0	1	5	5.8				
VIRGINIA	01-03-15	40	5	10	.500	3	7	.429	0	2	.000	1	5	6	3.6	4	0	1	0	0	0	13	6.3				
BOSTON COLLEGE	01-10-15	*	28	2	5	.400	1	4	.250	0	0	.000	1	2	3	3.5	2	0	2	0	0	2	5	6.2			
at Duke	01-13-15	*	22	3	4	.750	2	3	.667	0	0	.000	0	1	1	3.4	3	0	0	0	0	8	6.3				
at Notre Dame	01-17-15	7	0	1	.000	0	1	.000	0	0	.000	0	1	1	3.2	0	0	0	0	0	0	0	5.9				
NC STATE	01-22-15	*	32	4	10	.400	2	5	.400	0	0	.000	1	1	2	3.2	2	0	2	0	3	0	10	6.2			
at Syracuse	01-24-15	*	24	3	6	.500	2	3	.667	0	0	.000	0	0	0	3.0	4	0	2	0	0	1	8	6.3			
GEORGIA TECH	01-28-15	*	18	0	5	.000	0	4	.000	0	0	.000	1	2	3	3.0	1	0	0	1	0	0	0	6.0			
at Florida State	02-01-15	*	17	0	1	.000	0	1	.000	2	2	1.000	0	1	1	2.9	1	0	1	2	0	0	2	5.8			
LOUISVILLE	02-03-15	15	0	3	.000	0	2	.000	1	2	.500	0	0	0	2.8	1	0	0	0	0	0	1	5.5				
at Wake Forest	02-11-15	20	2	5	.400	1	4	.250	0	0	.000	0	3	3	2.8	2	0	2	1	0	0	5	5.5				
at Boston College	02-16-15	4	1	1	1.000	1	1	1.000	0	0	.000	0	0	0	2.7	1	0	0	0	0	0	3	5.4				
VIRGINIA TECH	02-18-15	10	2	3	.667	0	0	.000	0	0	.000	1	1	2	2.6	1	0	1	2	1	0	4	5.4				
at Louisville	02-21-15	*	20	3	7	.429	1	4	.250	0	0	.000	0	1	1	2.6	2	0	0	1	1	1	7	5.4			
FLORIDA STATE	02-25-15	*	17	1	4	.250	0	1	.000	0	0	.000	2	0	2	2.6	3	0	1	1	1	0	2	5.3			
NORTH CAROLINA	02-28-15	12	2	4	.500	0	1	.000	2	3	.667	1	0	1	2.5	0	0	0	0	1	1	6	5.3				
at PITT	03-04-15	5	0	1	.000	0	0	.000	0	0	.000	0	0	0	2.4	1	0	0	0	0	0	0	5.1				
at Virginia Tech	03-07-15	2	1	1	1.000	1	1	1.000	0	0	.000	0	0	0	2.3	0	0	0	0	0	0	3	5.1				
vs Notre Dame	03-12-15	8	0	2	.000	0	1	.000	0	0	.000	0	1	1	2.3	0	0	0	0	0	1	0	4.9				
NC CENTRAL	03-17-15	3	1	1	1.000	0	0	.000	0	0	.000	0	0	0	2.2	0	0	0	0	0	0	2	4.8				
ALABAMA	03-21-15	11	2	3	.667	1	2	.500	0	0	.000	0	3	3	2.2	2	0	0	0	1	0	5	4.8				
at Richmond	03-24-15	4	0	1	.000	0	1	.000	0	0	.000	0	0	0	2.2	0	0	0	0	0	0	0	4.7				



JOE THOMAS

Graduate | Forward | 6-7 | 245

2

Miami, Fla. | Niagara | Dr. Krop HS (Miami, Fla.)

- Strongest player on the current team and in program history for a Coach Larrañaga team. Bench 370 pounds on his first day, topping former record-holder Erik Swoope's 365 pounds.
- Coaches would like Thomas to model his game after Kenneth Faried with high energy, rebounding, screening and the dirty work.
- Scores primarily from dump offs and putbacks.
- Coachable player who works hard and is a hustle guy.
- Provides needed collegiate experience in the front court.
- Max bench: 375. 185 Bench: 23x.
- Played high school ball with teammate Angel Rodriguez at Miami Krop High School.
- Favorites: Food: Chicken alfredo. Movie: Antwone Fisher. Pro athlete: Charles Barkley and Scottie Pippen. Subject in school: Art. Ice cream flavor: Cookies and cream. Thing to do in Miami: Beach and fish. TV channel: Discovery.
- Why UM: Always wanted to be here, since I was a little kid. It's all about the U.

High School: Averaged 12 points, 10 rebounds and four assists as a senior ... Led Krop High School to the Florida Class 6A semifinals in 2010 ... Coached by Marcos "Shakey" Rodriguez.

Personal: Full name is Joseph Emory Thomas ... Born Sept. 6, 1991 in Miami, Fla. ... Son of Nicole Wells ... Has a brother, Tracelyn, and a sister, Kahaila ... Favorite athlete is Amar'e Stoudemire ... Earned degree in criminal justice from Niagara in May 2014 ... Pursuing a masters in community and social change at Miami ... Bench presses 370 pounds, topping former Canes record of 365 pounds, held by UM hooper turned Indianapolis Colt, Erik Swoope ... Student-Athlete Advisory Committee representative at UM.

Thomas Season / Career Highs

Points

Season: 7, at Richmond, 3/24/15
Career: 15 vs. Canisius, 3/2/12
ACC: 4, at Florida State, 2/1/15

Rebounds

Season: 13, vs. Green Bay, 12/6/14
Career: 13, vs. Green Bay, 12/6/14
ACC: 5, at Duke, 1/13/15

Assists

Season: 2, (2x) last vs. Green Bay, 12/6/14
Career: 3, vs. Davidson, 12/11/13
ACC: 1 (2x) last at Florida State, 2/1/15

Steals

Season: 3, vs. Savannah State, 12/9/14
Career: 3, vs. Savannah State, 12/9/14
ACC: 1, vs. Clemson, 2/8/15

Blocked Shots

Season: 2, vs. Howard, 11/14/14
Career: 4 vs. Siena, 12/6/13

ACC:

Field Goals

Season: 3, at Richmond, 3/24/15
Career: 6 (3x), last vs. Quinnipiac, 2/2/14
ACC: 2, at Florida State, 2/1/15

Field Goal Attempts

Season: 4, at Richmond, 3/24/15
Career: 9 (2x), last vs. Quinnipiac, 2/2/14
ACC: 2, at Florida State, 2/1/15

Free Throws

Season: 2, vs. Illinois, 12/2/14
Career: 3 (2x) last vs. Canisius, 3/2/12
ACC:

Free Throw Attempts

Season: 2 (5x), last vs. Savannah State, 12/9/14
Career: 6 vs. Canisius, 3/2/12
ACC: 1, vs. Georgia Tech, 1/28/15

3-Point Field Goals

Career:
3-Point Field Goal Attempts

Minutes

Season: 27, vs. Howard, 11/14/14
Career: 33 vs. Canisius, 3/2/12
ACC: 24, at Florida State, 2/1/15


THOMAS CAREER STATISTICS

Niagara	GP	GS	Min.	Avg.	FG	FGA	Pct.	FG	FGA	Pct.	FT	FTA	Pct.	Off.	Def.	Tot.	Avg.	PF	FO	Ast.	TO	Blk	Stl	Pts.	Avg.
2011-12	33	4	507	15.4	51	95	.537	0	0	.000	12	31	.387	56	65	121	3.7	86	4	10	28	26	15	114	3.5
2012-13	28	8	263	9.4	31	52	.596	0	0	.000	5	19	.263	28	39	67	2.4	52	1	4	12	15	7	67	2.4
2013-14	33	10	452	13.7	51	93	.548	0	0	.000	9	35	.257	37	50	87	2.6	80	3	14	23	27	7	111	3.4
TOTAL	94	22	1222	13.0	133	240	.554	0	0	.000	26	85	.306	121	154	275	2.9	218	8	28	63	68	29	292	3.1

Miami	GP	GS	Min.	Avg.	FG	FGA	Pct.	FG	FGA	Pct.	FT	FTA	Pct.	Off.	Def.	Tot.	Avg.	PF	FO	Ast.	TO	Blk	Stl	Pts.	Avg.
2014-15	29	15	308	10.6	17	29	.586	0	0	.000	4	14	.286	30	31	61	2.1	28	0	8	6	3	6	38	1.3

THOMAS 2014-15

Opponent	Date	GS	Min	TOTAL FG	FGA	Pct	3-PTS 3FG	FGA	Pct	FREE THROWS FT	FTA	Pct	REBOUNDS Off	Def	Tot	Avg	PF	FO	A	TO	Blk	Stl	Pts	Avg
HOWARD	11-14-14	*	27	2	2	1.000	0	0	.000	0	1	.000	3	2	5	5.0	1	0	0	2	2	1	4	4.0
at Florida	11-17-14	*	10	0	0	.000	0	0	.000	0	0	.000	0	0	0	2.5	0	0	0	0	0	0	0	2.0
vs Drexel	11-20-14	*	21	1	3	.333	0	0	.000	0	0	.000	0	3	3	2.7	2	0	0	0	0	0	2	2.0
vs Akron	11-21-14	*	12	1	1	1.000	0	0	.000	0	2	.000	0	2	2	2.5	3	0	0	0	0	0	2	2.0
vs Charlotte	11-23-14	*	11	0	1	.000	0	0	.000	0	0	.000	2	1	3	2.6	0	0	2	0	0	1	0	1.6
at Charlotte	11-25-14	*	13	0	0	.000	0	0	.000	0	0	.000	0	0	0	2.2	1	0	0	1	0	0	0	1.3
SOUTH ALABAMA	11-28-14	*	13	1	1	1.000	0	0	.000	0	2	.000	1	1	2	2.1	1	0	1	0	0	0	2	1.4
ILLINOIS	12-02-14	*	11	0	1	.000	0	0	.000	2	2	1.000	0	0	0	1.9	0	0	0	0	0	0	2	1.5
GREEN BAY	12-06-14	*	19	2	3	.667	0	0	.000	0	2	.000	4	9	13	3.1	2	0	2	0	1	0	4	1.8
SAVANNAH STATE	12-08-14	*	23	0	1	.000	0	0	.000	1	2	.500	2	4	6	3.4	2	0	0	0	0	3	1	1.7
EASTERN KENTUCKY	12-19-14	*	20	1	2	.500	0	0	.000	0	1	.000	1	1	2	3.3	0	0	2	0	0	0	2	1.7
vs Providence	12-22-14	*	10	1	1	1.000	0	0	.000	0	0	.000	1	1	2	3.2	0	0	1	0	0	0	2	1.8
CHARLESTON	12-30-14	*	12	0	2	.000	0	0	.000	0	0	.000	2	0	2	3.1	0	0	0	0	0	0	0	1.6
VIRGINIA	01-03-15	*	9	1	1	1.000	0	0	.000	0	0	.000	2	0	2	3.0	3	0	0	0	0	0	2	1.6
BOSTON COLLEGE	01-10-15	*	1	0	0	.000	0	0	.000	0	0	.000	0	0	0	2.8	0	0	0	0	0	0	0	1.5
at Duke	01-13-15	*	10	0	1	.000	0	0	.000	0	0	.000	1	4	5	2.9	1	0	0	0	0	0	0	1.4
at Notre Dame	01-17-15	*	1	0	0	.000	0	0	.000	0	0	.000	0	0	0	2.8	1	0	0	0	0	0	0	1.4
GEORGIA TECH	01-28-15	*	8	1	1	1.000	0	0	.000	0	1	.000	2	0	2	2.7	2	0	1	0	0	0	2	1.4
at Florida State	02-01-15	*	24	2	2	1.000	0	0	.000	0	0	.000	1	0	1	2.6	4	0	1	0	0	0	4	1.5
LOUISVILLE	02-03-15	*	8	0	0	.000	0	0	.000	0	0	.000	0	0	0	2.5	1	0	0	0	0	0	0	1.5
CLEMSON	02-08-15	*	3	0	0	.000	0	0	.000	0	0	.000	1	0	1	2.4	0	0	0	1	0	1	0	1.4
at Wake Forest	02-11-15	*	2	0	0	.000	0	0	.000	0	0	.000	0	0	0	2.3	1	0	0	0	0	0	0	1.3
at Boston College	02-16-15	*	5	0	1	.000	0	0	.000	0	0	.000	0	1	1	2.3	0	0	0	0	0	0	0	1.3
VIRGINIA TECH	02-18-15	*	7	0	0	.000	0	0	.000	0	0	.000	0	1	1	2.2	0	0	0	0	0	0	0	1.2
at Louisville	02-21-15	*	5	0	0	.000	0	0	.000	0	0	.000	1	0	1	2.2	1	0	0	0	0	0	0	1.2
NORTH CAROLINA	02-28-15	*	6	1	1	1.000	0	0	.000	0	0	.000	1	0	1	2.1	2	0	0	0	0	0	2	1.2
at PITT	03-04-15	*	3	0	0	.000	0	0	.000	0	0	.000	0	0	0	2.0	0	0	0	0	0	0	0	1.1
NC CENTRAL	03-17-15	*	3	0	0	.000	0	0	.000	0	0	.000	0	0	0	2.0	0	0	0	0	0	0	0	1.1
at Richmond	03-24-15	*	11	3	4	.750	0	0	.000	1	1	1.000	5	1	6	2.1	0	0	0	0	0	0	7	1.3



MIKE FERNANDEZ

Sophomore | Guard | 6-1 | 190

11

Coral Gables, Fla. | Belen Jesuit

- Local Coral Gables product. Walk on.
- Hard working. Plays hard on defense in practice, making others better.
- Dedicated to improving his game.
- Tremendous increase in strength since arriving in 2013.
- Max bench: 300, up 95 pounds since his arrival.
- Cuban descent. First language is Spanish.
- Despite an offer from Cornell, stayed in Miami to be close to cousin who has leukemia.

2014-15			
Opposition	P	R	A
Howard	2	0	0
Charleston	0	0	0
Virginia Tech	0	0	0
at Virginia Tech	0	0	0

2013-14			
Opposition	P	R	A
Texas Southern	0	0	0
Loyola	0	0	0
Boston College	0	0	0

Fernandez Career Highs

Points


Season: 2, vs. Howard, 11/14/14

- Favorites: Food: Cuban. Cuban dish: Vaca frita (crispy beef), arroz con frijoles (rice and beans) y tres leches (three milks dessert). Movies: Godfather and Will Ferrell movies. Book: Mediations by Marcu Aurelius. Athlete: Rudy Garcia-Tolson (Paralympic runner). Quote: "Ubuntu" – Nguni Bantu African for I am because we are. Ice cream flavor: Fish Food.
- Ideal profession: Business magnate and investor. Best piece of advice: Never take no for an answer. Started playing basketball: Fifth grade. Why UM: Why not?

As a Freshman (2013-14): Walk on ... Played in three games, including one ACC game against Boston College (2/22) ... Season highs: 2 minutes vs. Loyola 12/30.

High School: All-Dade county team honorable mention two years ... Dade vs. Palm Beach County all-star game ... Averaged 8.0 ppg senior year ... Hit 40 percent of field goals senior year ... Three-year varsity letterman ... Two-year starter at guard ... Coached by Jose Roca ... Honor roll ... Played water polo, winning second place at state ... Also on track team.

Personal: Born Michael Brandon Fernandez April 5, 1995 ... Son of Ilena and Joaquin Novoa and Mike and Constance Fernandez ... Brother to George, Alexander, Cristofer and Michelle Fernandez, and Joaquin Novoa ... Majoring in finance ... First language is Spanish ... Played AAU for Gold Coast: Team Miami ... Recruited by Cornell University.



CHRIS STOWELL

Freshman | Forward | 6-7 | 190

35

Exeter, N.H. | Tilton School (N.H.) | Exeter HS


- Last name is pronounced stole.
- Walk on from New Hampshire who played postgraduate year at Tilton School.
- Foote Fellow at UM - a program that is offered to a select number of incoming freshmen who have a record of curricular and co-curricular distinction in high school and exhibit an interest in and capacity for independent and self-motivated learning.
- Good athleticism and is improving his strength.
- Max bench: 260, up 70 pounds since his arrival. 185 Bench: 11x.
- Looking to expand his offensive game to shoot 3-pointers.
- Brother, Bill, played basketball at Plymouth State University.
- Speaks English, Spanish, some Italian, a little Russian, and is learning Chinese and Hebrew.
- Favorites: Food: Pasta with Italian meatballs. Movie: Transformers and Hoosiers. Book: Mind Gym by Gary Mack. Pro athlete: Derek Jeter. Quote: Winners never quit and quitters never win. Actor: Mark Harmon. Subject in school: Math. Ice cream flavor: Peanut butter. Cuban dish: Dulce de leche (caramel dessert).
- Biggest fear: Clowns. Ideal profession: Entrepreneur. Why UM: Best combination of academics and athletics. Started playing basketball: Age 4.

2014-15			
Opposition	P	R	A
Howard	0	0	1
Charleston	0	0	0
Virginia Tech	0	0	0
at Virginia Tech	0	0	0


Tilton School : During post graduate year in 2013-14, won postseason coaches award ... Coached by Marcus O'Neil ... Honor roll.

Exeter High School: Helped Blue Hawks to state playoffs in both the 2011-12 and 2012-13 seasons ... Reached quarter-finals senior year ... In 2012-13 assisted team to championship game of the 50th Annual Queen City Invitational by scoring 10 points and going 6-for-6 from line in semi-final game ... Coached by Jeff Holmes at Exeter ... Twice earned scholar-athlete award ... Honor roll.

Personal: Born Christopher Michael Stowell on Dec. 29, 1994 in Exeter, N.H. ... Last name is pronounced Stoll ... Son of Bill and Maria ... Brother to Bill, Jr., who played basketball at Plymouth State University ... One of 560 students (out of 10,000 undergrads) to be named a Foote Fellow at UM - a program that is offered to select incoming freshmen who have a record of curricular and co-curricular distinction in high school and exhibit an interest in and capacity for independent and self-motivated learning ... Student-Athlete Advisory Committee representative at UM.




1
DEANDRE BURNETT
Rfr. | G | 6-2 | 195
Miami, Fla. | Carol City HS




33
IVAN CRUZ UCEDA
Jr. | F | 6-10 | 237
Madrid, Spain | Harcum College (Pa.)



11
MIKE FERNANDEZ
So. | G | 6-1 | 190
Coral Gables, Fla. | Belen Jesuit



23
TONYE JEKIRI
Jr. | C | 7-0 | 244
Hialeah, Fla. | Champagnat Catholic




20
MANU LECOMTE
So. | G | 5-11 | 170
Brussels, Belgium | Athene des Pagodes




10
SHELDON McCLELLAN
Rjr. | G | 6-5 | 205
Houston, Texas | Texas | Bellaire



21
KAMARI MURPHY
Jr. | F | 6-9 | 216
Brooklyn, N.Y. | Oklahoma St | IMG | Lincoln HS




0
JA'QUAN NEWTON
Fr. | G | 6-2 | 185
Philadelphia, Pa. | Neumann-Goretti



12
JAMES PALMER
Fr. | G | 6-5 | 200
Washington, D.C. | St. John's College HS




5
DAVON REED
So. | G | 6-6 | 208
Ewing, N.J. | Princeton Day




13
ANGEL RODRIGUEZ
Rjr. | G | 5-11 | 180
San Juan, P.R. | Kansas State | Dr. Krop HS



22
OMAR SHERMAN
Fr. | F | 6-8 | 260
Duncanville, Texas | Duncanville HS



35
CHRIS STOWELL
Fr. | F | 6-7 | 190
Exeter, N.H. | Tilton School | Exeter HS



2
JOE THOMAS
Gr. | F | 6-7 | 245
Miami, Fla. | Niagara | Dr. Krop HS



JIM LARRAÑAGA
Head Coach



ERIC KONKOL
Assistant Coach



MICHAEL HUGER
Assistant Coach



CHRIS CAPUTO
Assistant Coach



ADAM FISHER
Director of Operations

2014-15 Miami Men's Basketball
Miami Combined Team Statistics (as of Mar 24, 2015)
All games

Overall record: 24-12 Conf: 10-8 Home: 12-6 Away: 8-4 Neutral: 4-2

#	Player	gp-gs	min	avg	Total		3-Point		F-Throw		Rebounds				pf	dq	a	to	blk	stl	pts	avg
					fg-fga	fg%	3fg-fga	3fg%	ft-fa	ft%	off	def	tot	avg								
10	Sheldon McClellan	36-36	1206	33.5	182-369	.493	51-142	.359	102-125	.816	30	133	163	4.5	56	0	71	46	6	33	517	14.4
13	Angel Rodriguez	32-29	906	28.3	110-326	.337	48-158	.304	114-153	.745	14	61	75	2.3	89	6	126	74	9	59	382	11.9
23	Tonye Jekiri	36-36	1114	30.9	121-243	.498	1-1	1.000	70-96	.729	117	247	364	10.1	114	5	42	51	51	21	313	8.7
20	Manu Lecomte	36-22	836	23.2	92-212	.434	52-114	.456	63-71	.887	10	39	49	1.4	54	1	66	41	0	18	299	8.3
05	Davon Reed	28-19	747	26.7	70-148	.473	36-75	.480	49-67	.731	24	85	109	3.9	62	1	49	27	8	24	225	8.0
01	Deandre Burnett	26-3	452	17.4	60-166	.361	26-91	.286	39-52	.750	13	41	54	2.1	28	0	14	21	4	13	185	7.1
33	Ivan CruzUceda	19-4	302	15.9	34-86	.395	18-53	.340	14-17	.824	16	49	65	3.4	16	0	3	13	3	7	100	5.3
22	Omar Sherman	34-9	542	15.9	61-143	.427	24-75	.320	13-20	.650	20	54	74	2.2	52	0	18	12	16	8	159	4.7
12	James Palmer	36-5	472	13.1	48-119	.403	22-60	.367	14-21	.667	13	36	49	1.4	26	0	25	25	8	4	132	3.7
00	Ja'Quan Newton	32-2	403	12.6	38-92	.413	2-8	.250	38-60	.633	7	27	34	1.1	32	0	43	34	2	8	116	3.6
02	Joe Thomas	29-15	308	10.6	17-29	.586	0-0	.000	4-14	.286	30	31	61	2.1	28	0	8	6	3	6	38	1.3
11	Mike Fernandez	4-0	6	1.5	1-2	.500	0-1	.000	0-0	.000	0	0	0	0.0	1	0	0	0	0	0	2	0.5
35	Chris Stowell	4-0	6	1.5	0-1	.000	0-0	.000	0-0	.000	0	0	0	0.0	1	0	1	0	0	0	0	0.0
Team											61	75	136				13					
Total.....		36	7300		834-1936	.431	280-778	.360	520-696	.747	355	878	1233	34.2	559	13	466	363	110	201	2468	68.6
Opponents.....		36	7301		845-1982	.426	225-677	.332	366-561	.652	361	840	1201	33.4	627	11	429	401	115	181	2281	63.4

TEAM STATISTICS	UM	OPP
SCORING	2468	2281
Points per game	68.6	63.4
Scoring margin	+5.2	-
FIELD GOALS-ATT	834-1936	845-1982
Field goal pct	.431	.426
3 POINT FG-ATT	280-778	225-677
3-point FG pct	.360	.332
3-pt FG made per game	7.8	6.3
FREE THROWS-ATT	520-696	366-561
Free throw pct	.747	.652
F-Throws made per game	14.4	10.2
REBOUNDS	1233	1201
Rebounds per game	34.2	33.4
Rebounding margin	+0.9	-
ASSISTS	466	429
Assists per game	12.9	11.9
TURNOVERS	363	401
Turnovers per game	10.1	11.1
Turnover margin	+1.1	-
Assist/turnover ratio	1.3	1.1
STEALS	201	181
Steals per game	5.6	5.0
BLOCKS	110	115
Blocks per game	3.1	3.2
ATTENDANCE	91991	186002
Home games-Avg/Game	18-5111	12-10993
Neutral site-Avg/Game	-	6-9015

Score by Periods	1st	2nd	OT	OT2	Totals
Miami	1094	1334	18	22	2468
Opponents	1014	1221	18	28	2281

Date	Opponent	Score	Att.
11-14-14	HOWARD	w 84-49	4544
11-17-14	at Florida	w 69-67	11156
& 11-20-14	vs Drexel	w 66-46	1131
& 11-21-14	vs Akron	w 79-51	855
& 11-23-14	vs Charlotte	w 77-58	1532
11-25-14	at Charlotte	w 77-74	7163
11-28-14	SOUTH ALABAMA	w 87-75	4267
% 12-02-14	ILLINOIS	w 70-61	6086
12-06-14	GREEN BAY	L 55-68	4735
12-08-14	SAVANNAH STATE	w 70-39	4274
12-19-14	EASTERN KENTUCKY	L 44-72	4467
^ 12-22-14	vs Providence	L 62-76	6519
12-30-14	CO. OF CHARLESTON	w 67-40	4705
* 01-03-15	VIRGINIA	Lo2 80-89	5377
* 01-10-15	BOSTON COLLEGE	w 60-56	6608
* 01-13-15	at Duke	w 90-74	9314
* 01-17-15	at Notre Dame	L 70-75	9149
* 01-22-15	NC STATE	w 65-60	6556
* 01-24-15	at Syracuse	w 66-62	30677
* 01-28-15	GEORGIA TECH	L 50-70	5031
* 02-01-15	at Florida State	L 54-55	7282
* 02-03-15	LOUISVILLE	L 55-63	6563
* 02-08-15	CLEMSON	w 56-45	6351
* 02-11-15	at Wake Forest	L 70-72	9918
* 02-16-15	at Boston College	Wo2 89-86	3813
* 02-18-15	VIRGINIA TECH	w 76-52	5007
* 02-21-15	at Louisville	L 53-55	21345
* 02-25-15	FLORIDA STATE	w 81-77	5857
* 02-28-15	NORTH CAROLINA	L 64-73	7972
* 03-04-15	at Pittsburgh	w 67-63	10549
* 03-07-15	at Virginia Tech	w 82-61	5421
\$ 03-11-15	vs Virginia Tech	w 59-49	22026
\$ 03-12-15	vs Notre Dame	L 63-70	22026
# 03-17-15	NC CENTRAL	w 75-71	1612
# 03-21-15	ALABAMA	w 73-66	1979
# 03-24-15	at Richmond	w 63-61	6126

& = Gildan Charleston Classic, S.C.

% = ACC-Big Ten Challenge

^ = Brooklyn Holiday Hoops Invitational, N.Y.

\$ = ACC Tournament, Greensboro, N.C.

= National Invitation Tournament

* = Conference game

2014-15 Miami Men's Basketball
Miami Team Game-by-Game Comparison (as of Mar 26, 2015)
All games

Opponent	1st	2nd	Score	Mar	Total FG	FG Pct	3-Pointers	3FG Pct	Free Throws	FT Pct	Rebounds	Assist	T/Over	Block	Steal	Fouls	
HOWARD	45/21	39/28	84-49	+35	27-59/18-63	.458/.286	9-23/2-18	.391/.111	21-25/11-21	.840/.524	43/43	-	15/5	13/17	5/3	12/10	20/22
Florida	21/33	48/34	69-67	+2	24-49/26-50	.490/.520	9-18/8-17	.500/.471	12-17/7-9	.706/.778	27/24	+3	14/15	13/13	4/5	4/8	12/18
Drexel	28/20	38/26	66-46	+20	25-57/16-51	.439/.314	11-21/6-20	.524/.300	5-6/8-12	.833/.667	37/32	+5	15/7	9/11	5/5	5/4	10/10
Akron	35/30	44/21	79-51	+28	32-54/20-60	.593/.333	8-17/7-18	.471/.389	7-12/4-7	.583/.571	40/27	+13	19/13	11/9	7/4	5/3	13/15
Charlotte	38/31	39/27	77-58	+19	30-60/24-55	.500/.436	6-22/6-15	.273/.400	11-15/4-8	.733/.500	32/33	(1)	17/8	9/19	3/4	10/5	11/13
Charlotte	38/37	39/37	77-74	+3	29-57/29-59	.509/.492	14-23/6-22	.609/.273	5-9/10-19	.556/.526	35/31	+4	12/17	11/8	2/2	4/4	17/11
SOUTH ALABAMA	43/21	44/54	87-75	+12	31-57/32-79	.544/.405	7-16/4-18	.438/.222	18-23/7-14	.783/.500	35/43	(8)	21/11	9/6	8/2	3/7	11/19
ILLINOIS	37/24	33/37	70-61	+9	22-58/23-69	.379/.333	9-30/7-30	.300/.233	17-21/8-12	.810/.667	44/44	-	12/7	5/7	3/1	4/1	16/20
GREEN BAY	23/25	32/43	55-68	(13)	20-61/25-57	.328/.439	5-20/3-14	.250/.214	10-16/15-23	.625/.652	37/46	(9)	9/12	12/13	5/5	6/9	20/20
SAVANNAH STATE	34/23	36/16	70-39	+31	21-41/15-46	.512/.326	9-19/7-20	.474/.350	19-23/2-6	.826/.333	34/24	+10	11/10	16/19	2/0	12/7	11/18
EASTERN KENTUCKY	25/27	19/45	44-72	(28)	12-41/28-55	.293/.509	8-27/14-26	.296/.538	12-18/2-4	.667/.500	26/37	(11)	9/16	14/9	3/1	5/5	16/19
Providence	33/33	29/43	62-76	(14)	22-59/29-53	.373/.547	5-27/4-12	.185/.333	13-18/14-18	.722/.778	31/35	(4)	14/18	12/12	1/5	6/7	17/17
CO. OF CHARLESTON	32/12	35/28	67-40	+27	23-51/16-54	.451/.296	7-20/2-14	.350/.143	14-27/6-9	.519/.667	39/38	+1	18/7	7/14	2/3	2/2	15/25
VIRGINIA	20/38	43/25	80-89	(9)	27-68/26-58	.397/.448	9-28/10-21	.321/.476	17-24/27-39	.708/.692	43/39	+4	14/19	10/9	0/6	6/3	26/23
BOSTON COLLEGE	29/21	31/35	60-56	+4	23-51/21-52	.451/.404	5-22/9-22	.227/.409	9-14/5-10	.643/.500	33/34	(1)	11/11	5/6	5/3	5/2	12/17
Duke	34/35	56/39	90-74	+16	29-56/29-66	.518/.439	10-20/6-21	.500/.286	22-30/10-20	.733/.500	31/41	(10)	14/12	11/15	3/1	12/4	20/22
Notre Dame	30/29	40/46	70-75	(5)	25-57/27-55	.439/.491	9-22/9-28	.409/.321	11-15/12-14	.733/.857	32/33	(1)	15/17	8/8	3/7	3/6	13/10
NC STATE	26/33	39/27	65-60	+5	19-47/26-60	.404/.433	9-23/5-15	.391/.333	18-21/3-4	.857/.750	31/33	(2)	15/12	9/10	5/2	3/1	10/21
Syracuse	26/26	40/36	66-62	+4	23-56/24-54	.411/.444	10-29/6-16	.345/.375	10-14/8-19	.714/.421	32/40	(8)	17/16	8/13	3/3	7/6	19/13
GEORGIA TECH	26/34	24/36	50-70	(20)	19-55/25-44	.345/.568	6-26/2-10	.231/.200	6-9/18-22	.667/.818	29/32	(3)	9/10	12/10	1/2	4/7	18/15
Florida State	36/25	18/30	54-55	(1)	20-47/22-41	.426/.537	8-24/3-9	.333/.333	6-11/8-12	.545/.667	22/25	(3)	15/9	11/16	1/3	5/5	16/12
LOUISVILLE	26/35	29/28	55-63	(8)	18-53/23-48	.340/.479	6-19/4-15	.316/.267	13-17/13-18	.765/.722	32/33	(1)	8/7	11/12	1/7	7/9	16/16
CLEMSON	24/25	32/20	56-45	+11	19-49/20-61	.388/.328	10-26/5-20	.385/.250	8-12/0-1	.667/.000	37/36	+1	12/7	11/10	7/3	5/8	9/12
Wake Forest	33/42	37/30	70-72	(2)	24-53/26-56	.453/.464	7-26/12-23	.269/.522	15-20/8-15	.750/.533	29/37	(8)	14/18	8/14	0/0	8/4	19/14
Boston College	28/30	38/36	89-86	+3	24-57/30-66	.421/.455	11-24/8-24	.458/.333	30-37/18-24	.811/.750	37/36	+1	14/19	11/11	5/4	5/5	23/27
VIRGINIA TECH	29/26	47/26	76-52	+24	26-51/16-46	.510/.348	7-22/7-21	.318/.333	17-24/13-20	.708/.650	40/19	+21	21/10	12/11	4/3	6/5	13/17
Louisville	29/19	24/36	53-55	(2)	21-56/19-56	.375/.339	6-19/5-18	.316/.278	5-7/12-19	.714/.632	34/41	(7)	9/8	13/10	2/8	4/9	15/13
FLORIDA STATE	29/25	52/52	81-77	+4	23-48/24-50	.479/.480	4-16/10-21	.250/.476	31-38/19-27	.816/.704	37/23	+14	9/9	9/11	2/1	5/3	19/28
NORTH CAROLINA	30/32	34/41	64-73	(9)	24-57/26-57	.421/.456	6-23/5-11	.261/.455	10-15/16-21	.667/.762	28/42	(14)	11/16	13/15	4/2	5/7	19/15
Pittsburgh	29/33	38/30	67-63	+4	23-54/25-54	.426/.463	6-12/6-21	.500/.286	15-18/7-8	.833/.875	33/30	+3	10/18	7/8	1/5	4/2	12/16
Virginia Tech	46/18	36/43	82-61	+21	26-56/22-48	.464/.458	15-25/6-15	.600/.400	15-17/11-17	.882/.647	31/27	+4	15/10	7/12	3/2	6/0	16/15
Virginia Tech	25/19	34/30	59-49	+10	20-47/21-52	.426/.404	5-14/3-15	.357/.200	14-18/4-8	.778/.500	33/26	+7	9/8	8/9	4/1	3/2	11/18
Notre Dame	25/43	38/27	63-70	(7)	20-55/21-43	.364/.488	5-20/9-22	.250/.409	18-25/19-27	.720/.704	33/31	+2	5/15	8/12	0/7	10/7	17/18
NC CENTRAL	34/25	41/46	75-71	+4	22-44/26-49	.500/.531	8-16/8-17	.500/.471	23-25/11-14	.920/.786	25/21	+4	13/11	12/9	2/0	2/4	14/17
ALABAMA	30/34	43/32	73-66	+7	22-54/24-61	.407/.393	9-23/6-27	.391/.222	20-27/12-19	.741/.632	44/33	+11	15/9	11/6	4/1	4/7	16/21
Richmond	18/30	45/31	63-61	+2	19-61/21-54	.311/.389	2-16/5-21	.125/.238	23-28/14-21	.821/.667	47/32	+15	5/12	7/7	0/4	4/3	17/20

Note: Game totals are displayed in the format TEAM/OPPONENT for each category

2015 NATIONAL INVITATION TOURNAMENT



All Games Eastern Time // Home Team in Bold and Caps
 *Automatic Qualifiers - Regular Season Conference Champions