

## THE BASICS

**Date/Time:** Saturday, February 3, 2018/2 p.m. ET  
**Location:** Blacksburg, Va./Cassell Coliseum (9,275)  
**Television:** ESPN; **Online:** WatchESPN  
 Jason Benetti (PxP) and Jason Capel (analyst)  
**Radio:** WQAM 560-AM (Joe Zagacki - PxP)  
**Satellite Radio:** Sirius 83/XM 83 (Internet 83)  
**Series vs. VT:** Miami leads, 20-14  
 Road: 6-8 | Home: 10-4 | Neutral: 0-1

## 2017-18 SCHEDULE/RESULTS

OPPONENT	TV	TIME/SCORE
<b>NOVEMBER (6-0)</b>		
1 <b>NEWBERRY*</b>	ACCN Extra	W, 106-79
10 [13/12] <b>GARDNER-WEBB</b>	ACCN Extra	W, 77-45
12 [13/12] <b>NAVY</b>	ACCN Extra	W, 89-55
16 [11/12] <b>FLORIDA A&amp;M</b>	ACCN Extra	W, 90-59
22 [11/11] vs. La Salle <sup>1</sup>		W, 57-46
25 [11/11] <b>NORTH FLORIDA</b>	RSN	W, 86-65
29 [10/13] at No. 12/12 Minnesota <sup>2</sup>	ESPN2	W, 86-81
<b>DECEMBER (6-1)</b>		
2 [10/13] vs. Princeton <sup>3</sup>	ESPN	W, 80-52
5 [10/11] <b>BOSTON UNIVERSITY</b>	RSN	W, 69-54
16 [6/8] at George Washington	CBSN	W, 59-50
23 [6/7] at Hawai'i <sup>4</sup>	ESPN	W, 75-57
23 [6/7] vs. New Mexico State <sup>4</sup>	ESPN2	L, 54-63
25 [15/16] vs. Middle Tennessee <sup>4</sup>	ESPN	W, 84-81
30 [15/16] at Pittsburgh*	ACCN	W, 67-53
<b>JANUARY (4-4)</b>		
3 [15/17] at Georgia Tech*	RSN	L, 54-64
7 [15/17] <b>No. 24/RV FLORIDA ST.*</b>	ESPN	W, 80-74
13 [18/19] at No. 19/17 Clemson*	ESPN	L, 63-72
15 [25/23] <b>No. 5/5 DUKE*</b>	ESPN	L, 75-83
21 [25/23] at NC State*	ACCN	W, 86-81
24 [RV/24] <b>LOUISVILLE*</b>	ESPN2	W, 78-75 (OT)
27 [RV/24] at Florida State*	ACCN	L, 94-103 (OT)
31 <b>PITTSBURGH*</b>	RSN	W, 69-57
<b>FEBRUARY (0-0)</b>		
3 at Virginia Tech*	ESPN	2 p.m.
7 <b>WAKE FOREST*</b>	ESPN2	7 p.m.
10 at Boston College*	RSN	2 p.m.
13 <b>VIRGINIA*</b>	ESPN2	9 p.m.
17 <b>SYRACUSE*</b>	CBS	Noon
19 at Notre Dame*	ESPN	7 p.m.
24 <b>BOSTON COLLEGE*</b>	RSN	2 p.m.
27 at North Carolina*	ESPN	9 p.m.
<b>MARCH</b>		
3 <b>VIRGINIA TECH*</b>	ESPN2	Noon
6-10 ACC Tournament <sup>5</sup>	ESPN/ESPN2/ACCN	

**BOLD CAPS** denotes home games at Watsco Center, Coral Gables, Fla.; [#/#] denotes Miami's AP/USA TODAY ranking  
<sup>1</sup>Exhibition; \* ACC game

<sup>2</sup>Reading, Pa.; <sup>3</sup>ACC/Big Ten Challenge

<sup>4</sup>Hoopball Miami Invitational, AmericanAirlines Arena (Miami, Fla.)

<sup>5</sup>Hawaiian Airlines Diamond Head Classic (Honolulu, Hawai'i)

<sup>6</sup>Barclays Center, Brooklyn, N.Y.

All times Eastern and subject to change

## MIAMI ATHLETICS COMMUNICATIONS

### Assistant AD for Communications & Content:

Andy Fledderjohann (MBB Contact)

Email: afledderjohann@miami.edu

Cell Phone: 434-906-0075

Twitter/Instagram/Facebook: @CanesHoops

GAME 22 • FEB. 3, 2018 • 2 P.M. ET • BLACKSBURG, VA.



## MIAMI HURRICANES (16-5, 5-4 ACC)

**Head Coach:** Jim Larrañaga (Providence, 1971 [B.A.])

**Record at UM:** 155-74 (7th season), **Career Record:** 625-408 (34th season)

VS



## VIRGINIA TECH HOKIES (16-6, 5-4 ACC)

**Head Coach:** Buzz Williams (Oklahoma City, 1994)

**Record at VT:** 84-60 (4th season), **Career Record:** 237-146 (11th season)

### THINGS TO KNOW

- Bruce Brown Jr. had surgery Thursday after suffering a left-foot injury Monday in practice. He is expected to be out for approximately six weeks.
- Miami freshmen Lonnie Walker (14.4 ppg) and Chris Lykes (10.0) have combined to score more than a third of the Hurricanes' points in ACC play.
- Walker is averaging 18.5 ppg in his last six games.
- In his last five games, Lykes has 19 assists and just five turnovers.
- Miami is No. 20 in the latest RPI and No. 32 in the latest KenPom ratings.

### MIAMI-VIRGINIA TECH SERIES

Miami leads the series with Virginia Tech, 20-14. Virginia Tech won 66-61 on Feb. 27, 2017, in Blacksburg in the teams' last meeting. The teams split their two games last year, with Miami prevailing 74-68 on Feb. 8 in Coral Gables.

Miami is 6-8 against the Hokies at Cassell Coliseum. Jim Larrañaga is 10-4 against Virginia Tech, including 2-3 at Cassell Coliseum, in his career.

### BROWN OUT WITH LEFT-FOOT INJURY

Bruce Brown Jr. suffered a left-foot injury in practice Monday and had surgery Thursday.

He will miss approximately six weeks. Brown is averaging 11.4 points (second on team) as well as 7.1 rebounds, 4.0 assists and 1.3 steals this season (all team highs).

He is the second-leading rebounder among ACC guards (12th overall) and has grabbed at least six rebounds in 15 of his 19 games this year.

### ON THE ROAD AGAIN

Miami is 45-35 in true road games in seven years under Jim Larrañaga, including 28-30 in ACC action. Miami's 28 road wins in conference play since the 2011-12 season ranks fourth behind North Carolina (35), Duke (35) and Virginia (33).

UM is 5-3 in true road games this year. The Canes' total of five road wins is tied for the fourth most among Power 5 schools this season.

### THE ACC GAUNTLET CONTINUES

Five of UM's opponents, totaling six of the Hurricanes' remaining nine regular-season games (three home/three road), feature teams in the current KenPom top 50: Virginia (2), North Carolina (12), Notre Dame (35), Virginia Tech (39) and Syracuse (46).

Miami is No. 32 in the latest KenPom ratings. The Hurricanes have already played Florida State twice (25), Duke (4), Clemson (16) and Louisville (30) in conference action.

### WALKER NAMED ACC CO-ROOKIE OF WEEK

Freshman guard Lonnie Walker IV was named the ACC Co-Rookie of the Week Monday, sharing the honor with Duke's Marvin Bagley III.

Walker also earned the distinction on Dec. 11. Walker averaged 24.0 ppg, 4.0 rpg and 4.0 apg in overtime games against Louisville and Florida State. He was 17-for-33 (.515) from the field, including 8-for-17 (.471) from 3-point range. He hit an acrobatic, game-tying layup with four seconds left in regulation to force OT against Louisville. He also blocked potential game-winning field goals in the final seconds of both games.

### WALKER CONTINUES HOT STRETCH

Freshman guard Lonnie Walker IV has averaged 18.5 points, 4.0 rebounds and 2.5 assists in the last six games. He has scored in double figures in each of those contests, five of which he started.

In his seven starts this year (six in ACC play), Walker is averaging 18.6 ppg and 4.1 rpg.

Walker exploded for 25 points against Louisville. His acrobatic layup with four seconds remaining in the second half sent the game to OT.

Walker scored 19 points in his first three ACC games combined and averaged 8.5 points per game in the non-conference portion of the schedule.

## PROJECTED STARTING LINEUP

Pos.	No.	Name	Yr.	Ht.	Wt.	PPG	RPG	APG	Of Note
G	1	Dejan (DJ) Vasiljevic	So.	6-3	203	8.9	2.5	0.4	Owens team-high 43 3-point FG this season
G	2	Chris Lykes	Fr.	5-7	161	7.9	1.0	2.1	Averaging 10.0 ppg, 3.2 apg in ACC play
G	3	Anthony Lawrence II	Jr.	6-7	210	9.0	6.6	2.2	Recorded first career double-double Wednesday
G	4	Lonnie Walker IV	Fr.	6-5	204	11.0	3.0	1.6	Averaging team-leading 14.4 ppg in ACC play
C	20	Dewan Huell	So.	6-11	236	13.4	6.9	0.5	Third in ACC in FG pct. (.613), 16th in rebounding

### RESERVES

G	0	Ja'Quan Newton	Sr.	6-3	191	8.0	2.3	2.9	12 points, 7 rebounds against Louisville
G	5	Mike Robinson	Sr.	5-10	170	0.6	0.0	0.2	Walk-on; has played in 23 career games
G	11	Bruce Brown Jr.	So.	6-5	205	11.3	7.1	3.9	Had surgery on Feb. 1 (left foot); out approx. 6 weeks
C	14	Rodney Miller Jr.	So.	7-0	255	1.1	0.3	0.0	Has played in nine games, last at Georgia Tech
C	15	Ebuka Izundu	Jr.	6-10	235	4.4	3.5	0.2	7-7 FG, 15 points in win at NC State
F	21	Sam Waardenburg	R-Fr.	6-10	217	2.5	2.7	0.3	Played 14 mins off bench, scored 4 pts against Pitt
F	35	Chris Stowell	Sr.	6-6	208	0.0	0.2	0.0	Walk-on; has played in 24 career games



## MEDIA INFORMATION COVERING THE CANES

All interview requests for coaches or student-athletes must be approved and cleared by Andy Fledderjohann in the UM Communications office. Please provide at least one day to coordinate interviews.

Any misuse of credentials will result in removal from the Watsco Center and the permanent voiding of the credential.

The Miami locker room is closed at all times. For home games, head coach Jim Larrañaga and at least one UM player will report to the media room for interviews following the opposing team's press conference.

### PRESS CREDENTIALS

Media members interested in obtaining season or game credentials should apply online at [www.sportssystem.com/miami/basketball](http://www.sportssystem.com/miami/basketball).

Credential requests should be submitted no later than seven days prior to the game. Credentials that cannot be mailed will be held for pickup at the will call window at Watsco Center. You must have a press pass to be admitted to the media area and the press room.

### PHOTO CREDENTIALS

All photographers and camera operators must wear a visible credential issued by the Miami Athletics Communications Department. Photographers work from the baselines at both ends of the court at Watsco Center. Live television is given top priority for courtside space.

### ACC TELECONFERENCE SCHEDULE

The 2018 ACC Men's Basketball Weekly Teleconference continues each Monday through Feb. 26. Each coach will have 10 minutes to make an opening statement and answer questions.

There will be an instant replay of each teleconference on TheACC.com each Monday afternoon. Coaches whose teams play on Monday evening will not participate in that day's teleconference.

Jim Larrañaga's upcoming schedule for the ACC Teleconference, as well as the opposing coaches for the Miami games that week:

Date	Time	Opposing Coach
2/5	Larrañaga 11:50 a.m.	Manning 11:20 a.m. Christian 11:30 a.m.
2/12	Larrañaga 12:10 p.m.	Bennett 11:10 a.m. Boeheim Noon
2/19	Not on call (ND game)	Christian 11:30 a.m.
2/26	Larrañaga 12:10 p.m.	R. Williams 12:20 p.m. B. Williams (not on call)

### ROOKIES PUTTING UP STRONG NUMBERS

Lonnie Walker and Chris Lykes each are on pace to rank among the top-scoring Miami freshmen in the ACC era (beginning with the 2004-05 season).

Top scoring seasons from Miami freshmen since the 2004-05 season:

Rk	Player (Season)	Games	Pts	Avg
1.	Bruce Brown Jr. (2016-17)	33	391	11.8
2.	Durand Scott (2009-10)	28	339	10.3
3.	Dwyane Collins (2006-07)	32	274	8.6
4.	Manu Lecomte (2013-14)	33	253	7.7
5.	Shane Larkin (2011-12)	32	238	7.4
-----				
	Lonnie Walker IV (2017-18)	21	232	11.0
	Chris Lykes (2017-18)	21	166	7.9

### HUELL CONTINUES BREAKOUT SOPHOMORE SEASON

Sophomore center Dewan Huell has more than doubled his numbers in scoring and rebounding from his freshman campaign. He leads the team in scoring at 13.4 ppg (5.6 last year) and is averaging 6.9 rebounds per game (3.1 last year).

Huell ranks third in the ACC and 19th nationally in field-goal percentage (.613). He also stands 16th in the conference in rebounding.

Huell has scored in double figures in 16 of his 21 games, while recording the first four double-doubles of his career, including an 18-point, 12-rebound effort Wednesday against Louisville.

### LAST MEETING: VA. TECH 66, MIAMI 61 (FEB. 27, 2017)

Anthony Lawrence II scored 18 points, but Virginia Tech shot 51 percent from the field, including 10-of-20 from 3-point range, in holding off the Hurricanes, 66-61, on Feb. 27, 2017, in the teams' last meeting.

Bo Outlaw hit a school-record eight 3-pointers and scored 24 points to lead Virginia Tech.

Miami shot 43 percent from the field and led 50-48 with just under seven minutes to go, but the Hokies went on a 12-4 run to take the lead for good.

Virginia Tech scored on five straight possessions, with the final five points coming on a 3-pointer by Outlaw and a dunk by Zach LeDay that gave the Hokies a 60-54 lead with 2:11 remaining.

### LAST TIME OUT: MIAMI 69, PITT 57

Lonnie Walker IV scored a team-high 16 points to lead Miami to a 69-57 win over Pittsburgh Wednesday.

Chris Lykes added 13 points and five assists, while Dewan Huell scored 11. Anthony Lawrence II recorded a double-double with 10 points and 10 rebounds.

Miami led for most of the game, but Pitt used a 14-0 run to take a 44-43 lead with 10:43 remaining. After a UM timeout, Walker went on a personal 7-0 run, and the Canes' lead was no fewer than four points from then on.

The Hurricanes held a commanding 39-24 advantage on the boards.

### WALKER'S UL/FSU OUTINGS AMONG BEST AT UM

Lonnie Walker's scoring performances last week ranked among the best ever by a UM rookie in ACC play.

His 25-point outing against L and 23-point game against FSU mark two of the top six scoring games by a Miami rookie in 14 seasons of conference play in the ACC (since 2004-05 season).

Top scoring performances by Miami freshmen in ACC games:

Pts	Player/Opponent	Date
30	Bruce Brown Jr. vs. UNC	1/28/17
29	Durand Scott at UNC	3/2/10
25	Lonnie Walker IV vs. Louisville	1/24/18
25	Bruce Brown Jr. vs. Duke	2/25/17
24	Dwayne Collins at BC	1/16/07
23	Lonnie Walker IV at FSU	1/27/18

### CAREER STATISTICS VS. VIRGINIA TECH

	GP-S	PPG	RPG	APG	BPG	SPG
Brown	2-2	5.0	4.0	4.5	0.0	1.0
Huell	2-2	1.5	3.0	1.5	0.0	0.0
Izundu	4-1	2.5	0.8	0.3	0.3	0.0
Lawrence	5-1	8.2	3.4	1.0	0.4	0.8
Newton	3-1	9.3	2.0	3.0	0.3	1.0
Robinson	1-0	0.0	0.0	0.0	0.0	0.0
Stowell	1-0	0.0	0.0	0.0	0.0	0.0
Vasiljevic	2-0	7.0	1.0	0.0	0.0	0.0

### 3-POINT BONANZA

Miami hit a school-record 17 3-pointers last Saturday at Florida State, topping the previous mark of 15, which was set four times previously.

The Canes' 17 3-point field goals are the most in an ACC game since Wake Forest made 18 against Clemson on Feb. 13, 2002.

Miami attempted 34 3-pointers, two shy of the program record.

DJ Vasiljevic matched a career high with six 3-pointers, while Anthony Lawrence and Lonnie Walker each nailed four.

### LAWRENCE STEPS UP IN ACC PLAY, ON THE ROAD

Anthony Lawrence II has been solid in ACC play, averaging 10.9 points, 7.1 rebounds and 1.8 steals per game (fourth in conference in steals in ACC games).

Lawrence recorded his first career double-double Wednesday with 10 points and 10 boards against Pitt.

He is shooting 53.8 percent (14-26) from 3-point range in ACC play.

In eight road games this season, he is averaging 11.9 ppg (second on team) and 6.3 rpg (tied for team lead) while shooting 57.8 percent from the field and 56 percent from 3-point range.

Overall this season Lawrence is averaging 9.0 points and 6.6 rebounds while shooting 48 percent from 3-point range.

### BALANCE ON OFFENSE

Miami has no one in the ACC's top 20 in scoring, but seven Canes are averaging at least 7.9 points per game. UM is shooting 47 percent as a team.

Dewan Huell (13.4 ppg) has hit for 10-plus points in 16 of the 21 contests and leads the team in scoring.

Miami has put at least four players in double figures in scoring in 11 games this season.

### THE NUMBERS ON DEFENSE

Miami has limited its opponents to 65.2 points per game. UM is ranked No. 13 nationally in adjusted defensive efficiency by KenPom.

Miami's defensive numbers and rankings:

Category	Total	ACC Rank	NCAA Rank
Scoring Defense	65.2	4	28
Opp FG %	40.3	4	27
Opp 3FG %	31.0	2	24

### HOLDING OPPONENTS UNDER 60

Miami has held 10 of its opponents to fewer than 60 points.

UM is 78-9 in seven seasons under Larrañaga, including 10-0 this year, when limiting its opponent to fewer than 60 points.

Miami limited four straight opponents to fewer than 60 points to open the season. That marked the second time that has happened in the Jim Larrañaga era.

The other was a six-game stretch from Dec. 25, 2012 to Jan. 16, 2013.



## QUICK FACTS

Location	Coral Gables, Fla.
Enrollment	17,021
Founded	1925
Nickname	Hurricanes
Colors	Orange (PMS 1665), Green (3435) and White
President	Dr. Julio Frenk
Director of Athletics	Blake James
Conference	Atlantic Coast
Arena/Capacity	Watsco Center/7,972
Press Row	305-284-2111

## COACHING STAFF

Head Coach	Jim Larrañaga (Providence, '71)
Record at Miami	155-74 (7th season)
Career Record	625-408 (34th season)
Assoc. Head Coach	Chris Caputo (Westfield [Mass.] State, '02)
Assistant Coach	Jamal Brunt (Randolph Macon, '03)
Assistant Coach	Adam Fisher (Penn State, '06, '09)
Dir of Basketball Ops.	Lamont Franklin (UNC Wilmington, '97)
Associate Director of Ops	Jeff Dyer (Delaware, '14)
Player Development Asst.	Chaisson Allen (Northeastern, '11)
Strength & Conditioning Coach	Steve Felde (Concordia, '03)
Assistant Athletic Trainer	Javier Jimenez (Temple, '06)

## PROGRAM HISTORY

First Year of Basketball	1926
All-Time Record	1,026-744 (.580)
Under Jim Larrañaga	155-74 (.677; 7 years)
All-Time ACC Record	112-115 (.493)
Under Jim Larrañaga	69-46 (.600)
ACC Regular-Season Championships	1 (2013)
ACC Tournament Championships	1 (2013)
NCAA Tournament Appearances	9
1960, 1998, 1999, 2000, 2002, 2008, 2013, 2016, 2017	
All-Time Record in NCAA Tournament	8-9
Last NCAA Postseason Finish	2017 First Round
NIT Appearances	12
1961, '63, '64, '95, '97, 2001, '05, '06, '09, '11, '12, '15	
All-Time Record in NIT	11-12
Last NIT Finish	2015 Runner-Up

## CANES IN PRO BASKETBALL/FOOTBALL

### Years at Miami in parentheses

#### NBA

Shane Larkin (2011-13)	Boston Celtics
Sheldon Mac (formerly McClellan) (2014-16)	Washington Wizards
Davon Reed (2013-17)	Phoenix Suns

#### NFL

Jimmy Graham (2005-09)	Seattle Seahawks
Erik Swoope (2010-14)	Indianapolis Colts

#### G-League

DeQuan Jones (2008-12)	Fort Wayne Mad Ants
Kamari Murphy (2015-17)	Long Island Nets
Durand Scott (2009-13)	Memphis Hustle
Trey McKinney Jones (2011-13)	Fort Wayne Mad Ants

#### International

Garrus Adams (2009-14)	Bashkimi (Kosovo)
Rion Brown (2010-14)	Dijon (France)
Ivan Cruz Uceda (2014-16)	Real Betis Energia Plus (Spain)
Guillermo Diaz (2003-06)	San Lorenzo de Almagra (Argentina)
Julian Gamble (2008-13)	Telekom Baskets Bonn (Germany)
Malcolm Grant (2009-12)	Nevėžis Kėdainiai (Lithuania)
Tonye Jekiri (2012-16)	Oostende (Belgium)
Reggie Johnson (2009-13)	Mono Vampire Bangkok (Thailand)
Kenny Kadji (2011-13)	Tofaş (Turkey)
Angel Rodriguez (2014-16)	Maccabi Haifa (Israel)

## SHARE THE ROCK

Miami has a team goal of recording 16 assists in every game. The Canes are 6-1 this year when recording 16 or more assists. In its first four losses, UM had 12 or fewer assists.

The Hurricanes had 26 assists on 34 field goals on Jan. 24 at NC State. It marked Miami's most assists in any conference game since joining the ACC in 2004-05 (previous was 24 against Duke in 2016).

It also was the Hurricanes' most assists under Jim Larrañaga and the program's most since recording 26 against Nova Southeastern on Nov. 16, 2009.

## VALUE THE ROCK

Miami ranks third in the ACC and 26th nationally in fewest turnovers with 245 (11.7/game).

The Canes committed a season-low seven turnovers in the OT game at Florida State and followed it up with eight turnovers against Pitt on Wednesday.

## NEWTON CRACKS 1,000-POINT BARRIER

Senior Ja'Quan Newton eclipsed the 1,000-point plateau in his Miami career on Jan. 3 at Georgia Tech and now has scored 1,032 career points.

He is the 38th Hurricane and one of nine active ACC players to crack the 1,000-point barrier.

Newton has played in 116 career games with 52 starts, averaging 8.9 points per game.

### Career Scoring at Miami

1. Rick Barry (1962-65)	2,298
---	---
32. Whitey Campbell (1946-50)	1,076
33. Julie Cohen (1959-62)	1,042
Dick Miami (1952-56)	1,042
35. Reggie Johnson (2009-13)	1,039
36. Jerome Scott (1988-92)	1,038
<b>37. Ja'Quan Newton (2014-present)</b>	<b>1,032</b>

## YOUTH MOVEMENT

Miami features a young group this season. Seven of the Hurricanes' 10 active scholarship players are underclassmen.

Ja'Quan Newton is the lone scholarship senior.

Miami's primary starting lineup this year has featured Newton, Anthony Lawrence (junior) and sophomores Bruce Brown, Dewan Huell and DJ Vasiljevic.

## REED MAKES NBA DEBUT

Former Miami standout guard Davon Reed made his NBA debut with the Phoenix Suns on Jan. 14 against the Indiana Pacers.

He played five minutes and went 0-for-2 from the field.

Selected 32nd overall in the 2017 NBA Draft, Reed averaged 14.9 points, 4.8 rebounds, 2.4 assists and 1.3 steals in 33 games for the Hurricanes as a senior. He was selected to the Third-Team All-ACC and to the ACC's All-Defensive Team in 2017.

He played at Miami from 2013-17 and finished 16th in scoring at UM with 1,343 career points.

## CANES IN 2017 DIAMOND HEAD CLASSIC

Dewan Huell led Miami in scoring (15.7), rebounding (6.0) and blocks (1.7) in the 2017 Diamond Head Classic and was named to the all-tournament team.

Bruce Brown Jr. averaged 12.3 points, 6.0 rebounds and 4.0 assists.

The Hurricanes shot 48.8 percent from the field, but were just 14-for-49 (28.6 percent) from 3-point range. Miami also hit on 72 percent of its free-throw attempts.

Their opponents shot 42.6 percent, including 34.9 percent from behind the arc.

Miami trailed in the second half in each of its three games in Honolulu – the first time the Canes trailed in any second half this season.

## SELLING OUT THE WATSCO CENTER

Miami has sold out its season ticket allotment for all home games at the Watsco Center for the third straight year.

Fans have bought over 5,500 season tickets for each of the last three years, more than doubling the total number of season tickets sold in Jim Larrañaga's first season in Coral Gables.

## Season Tickets Per Year (Under Larrañaga)

2017-18: 5,986	2016-17: 5,965	2015-16: 5,500
2014-15: 3,427	2013-14: 3,674	2012-13: 2,372
2011-12: 2,251		

## THE WATSCO ADVANTAGE

Miami has defended its home turf well in recent years, winning 35 of its last 38 games at the Watsco Center. The Hurricanes are 85-23 (.787) at home under Jim Larrañaga.

In the first 16 years at the Watsco Center (formerly BankUnited Center), Miami is 180-67 (.729).

In seven seasons under Larrañaga, Miami is 41-16 in ACC action at home and 44-7 in non-conference play. In both 2012-13 and 2015-16, the Canes had just one loss at Watsco Center.

Miami also owns 16 straight home non-conference wins, dating to a 78-77 loss to Northeastern on Nov. 27, 2015.

## Miami at Watsco Center Under Jim Larrañaga

Year	Overall	N-C	ACC
2011-12	14-4	8-2	6-2
2012-13	14-1	6-0	8-1
2013-14	8-8	5-2	3-6
2014-15	12-6	7-2	5-4
2015-16	15-1	6-1	9-0
2016-17	14-2	7-0	7-2
2017-18	8-1	5-0	3-1
<b>Totals</b>	<b>85-23</b>	<b>44-7</b>	<b>41-16</b>

## BROWN JOINS ELITE TRIPLE-DOUBLE COMPANY

Bruce Brown Jr. started off his sophomore season with a great all-around performance against Gardner-Webb, recording his second career triple-double, the third in school history and the 31st in ACC history.

Brown became just the sixth player in the league's storied history to earn a pair of triple-doubles.

He reached the status at the 5:36 mark of the second half with a field goal for his ninth and 10th points.

As part of the opener, Brown matched his career high in assists and fell one shy of his high in rebounds.

## Players with Two Triple-Doubles in ACC History

Tree Rollins, Clemson (1977, 1979)
Ralph Sampson, Virginia (1979)
Derrick Lewis, Maryland (1987)
Sharone Wright, Clemson (1992, 1993)
Dennis Smith Jr., NC State (2017)
<b>Bruce Brown Jr., Miami (2016, 2017)</b>

## Triple-Doubles in Program History

1. Anthony King vs. Florida Atlantic, 11/29/04  
11 points, 10 rebounds, 13 blocks
2. **Bruce Brown Jr.** vs. South Carolina State, 12/6/15  
11 points, 11 rebounds, 10 assists
3. **Bruce Brown Jr.** vs. Gardner-Webb, 11/10/17  
10 points, 11 rebounds, 10 assists



## IN THE POLLS (JAN. 29)

### ASSOCIATED PRESS

Rk	Team	Record	Points
1	Villanova (47)	20-1	1,607
2	Virginia (17)	20-1	1,572
3	Purdue (1)	21-2	1,501
4	Duke	18-3	1,372
5	Michigan State	20-3	1,347
6	Xavier	19-3	1,278
7	Kansas	17-4	1,224
8	Cincinnati	19-2	1,208
9	Arizona	18-4	1,103
10	Texas Tech	17-4	987
11	Auburn	19-2	882
12	Oklahoma	15-5	840
13	Saint Mary's	21-2	753
14	Gonzaga	19-4	750
15	West Virginia	16-5	709
16	Wichita State	17-4	635
17	Ohio State	18-5	566
18	Tennessee	15-5	512
19	North Carolina	16-6	470
20	Clemson	17-4	414
21	Kentucky	16-5	344
22	Rhode Island	17-3	327
23	Florida	15-6	172
24	Michigan	17-6	103
25	Arizona State	16-5	100

**Others receiving votes:** Kansas State 94, Florida State 76, Nevada 41, Louisville 39, Creighton 33, Seton Hall 16, **Miami 12**, TCU 11, Houston 8, Alabama 6, New Mexico State 5, NC State 5, USC 3

### USA TODAY COACHES

Rk	Team	Record	Points
1	Villanova (22)	20-1	765
2	Virginia (8)	20-1	751
3	Purdue (1)	21-2	716
4	Michigan State	20-3	637
5	Duke	18-3	621
6	Xavier	19-3	610
7	Kansas	17-4	601
8	Cincinnati	19-2	593
9	Arizona	18-4	469
10	Texas Tech	17-4	438
11	West Virginia	16-5	408
12	Gonzaga	19-4	358
13	Auburn	19-2	336
14	Saint Mary's	21-2	334
15	Oklahoma	15-5	327
16	Wichita State	17-4	309
17	North Carolina	16-6	268
18	Ohio State	18-5	255
19	Tennessee	15-5	238
20	Clemson	17-4	226
21	Rhode Island	17-3	190
22	Kentucky	16-5	151
23	Arizona State	16-5	94
24	Florida	15-6	86
25	Michigan	17-6	71

**Others receiving votes:** Creighton 41, Nevada 36, **Miami 31**, Seton Hall 28, Florida State 27, Louisville 21, Kansas State 19, New Mexico State 7, Boise State 3, Houston 2, Middle Tennessee 2, Louisiana 2, Alabama 1, TCU 1, **Virginia Tech 1**, USC 1

## MORE HONORS FOR BROWN

Bruce Brown Jr. added a pair of early-season honors in the recently, as he was named to the watch list John L. Wooden Award as well as the Citizen Naismith Trophy Top 50.

In the preseason, Brown was named to the Preseason All-ACC Second Team. He also was lauded nationally on the watch lists for the Citizen Naismith Trophy, Julius Erving Small Forward of the Year Award, Lute Olson National Player of the Year Award and the Oscar Robertson Trophy.

## BEST START IN 10 YEARS

With a 10-0 start to the season, Miami earned its best start to a season since the 2007-08 team opened with 12 straight wins.

It was the best start in the Jim Larrañaga tenure, topping an 8-0 start in 2014-15, and the third best in program history.

This is the fourth straight year the Hurricanes have started at least 4-0 and the fifth time in seven years under Larrañaga.

## LARRAÑAGA TOPS ACC EXPECTATIONS

In each of Jim Larrañaga's first six seasons, Miami finished the year in a standing that exceeded its preseason ACC ranking.

Miami was picked fourth in the preseason coaches' poll behind Duke, UNC and Notre Dame. The Hurricanes' preseason ACC rankings, followed by their finishes, under Larrañaga:

2016-17 - 9th - t-7th	2015-16 - 5th - t-2nd
2014-15 - 10th - t-6th	2013-14 - 12th - 10th
2012-13 - 5th - 1st	2011-12 - 5th - t-4th

## WHO'S BACK

The Hurricanes welcome back 10 players from their 2017 NCAA Tournament squad, including starters Bruce Brown Jr., Anthony Lawrence II and Ja'Quan Newton. In all, Miami returns six players who averaged double-figure minutes.

Newton averaged 13.5 points and 31.4 minutes per game last year. After a standout rookie season, Brown (11.8 ppg, 5.6 rpg, 31.9 mpg) is back, as is Lawrence (6.8 ppg, 3.8 rpg, 26 mpg).

Miami also returns DJ Vasiljevic, Ebuka Izundu and Dewan Huell, each of whom averaged at least 13 minutes per game last year. Izundu and Huell are the Canes' top returning post threats, while Vasiljevic averaged six points in 17 minutes per game off the bench.

## CANES WELCOME STRONG CLASS OF ROOKIES

Miami added three high-touted newcomers this year in Deng Gak, Chris Lykes and Lonnie Walker IV. Each was an ESPN Top 100 recruit last season.

A 2017 McDonald's All-American and consensus top-20 recruit, Walker IV was among 20 players named to the preseason watch list for the 2018 Jerry West Shooting Guard of the Year Award.

Walker recently was tabbed the "most exciting freshman in America" by ESPN.com's Myron Medcalf. Lykes was ESPN's No. 45 recruit, while Gak was rated No. 91. Gak is redshirting this season.

## BEST PRESEASON RANKING IN PROGRAM HISTORY

Ranked in the preseason polls for the first time since 2008-09, Miami was No. 13 in the preseason Associated Press poll. It marked the highest preseason AP ranking in program history. Miami also was No. 12 in the USA Today Coaches poll.

It is the third time Miami is among the top 25 teams to start the season. The Canes were ranked No. 25 prior to the 1999-2000 campaign and No. 17 heading into the 2008-09 season.

## ACC OPERATION BASKETBALL

### 2017-18 PRESEASON POLL

(First-place votes in parentheses)

#### Team & Points

- Duke (57) - 1020
- North Carolina (7) - 921
- Notre Dame (4) - 852
- Miami (1) - 809**
- Louisville - 733
- Virginia - 690
- Virginia Tech - 549
- Florida State - 519
- Georgia Tech - 468
- Syracuse - 420
- Wake Forest - 378
- NC State - 310
- Clemson - 289
- Boston College - 181
- Pittsburgh - 141

### 2017-18 Preseason All-ACC Team (votes in parentheses)

#### First Team

- Bonzie Colson, Notre Dame (64)  
 Grayson Allen, Duke (60)  
 Joel Berry II, North Carolina (58)  
 Marvin Bagley III, Duke (26)  
 Ben Lammers, Georgia Tech (25)

#### Second Team

- Bruce Brown Jr., Miami (22)**  
 Quentin Snider, Louisville (12)  
 Deng Adel, Louisville (12)  
 Josh Okogie, Georgia Tech (11)  
 Jerome Robinson, Boston College (11)

### ACC Preseason Player of the Year

- Bonzie Colson, Notre Dame (49)  
 Grayson Allen, Duke (9)  
 Joel Berry II, North Carolina (9)  
**Bruce Brown Jr., Miami (1)**  
 Jerome Robinson, Boston College (1)

### ACC Preseason Rookie of the Year

- Marvin Bagley III, Duke (58)  
**Lonnie Walker IV, Miami (3)**  
 Lavar Batts Jr., NC State (2)  
 M.J. Walker, Florida State (2)  
 Jalek Felton, North Carolina (1)  
 Aamir Simms, Clemson (1)  
 Oshae Brissett, Syracuse (1)  
 De'Andre Hunter, Virginia (1)

## MIAMI IN THE POLLS

Date	AP	USA Today	RPI	KenPom
Pre	13	12	-	-
Nov. 13	11	12	-	-
Nov. 20	11	11	-	-
Nov. 27	10	13	-	-
Dec. 4	10	11	46	14
Dec. 11	6	8	51	15
Dec. 18	6	7	39	14
Dec. 25	15	16	30	17
Jan. 1	15	17	22	18
Jan. 8	17	19	22	26
Jan. 15	25	23	20	30
Jan. 22	RV	24	19	28
Jan. 29	RV	RV	17	29



### ACC PRESEASON POLL

Miami was picked fourth in the 2017-18 ACC Coaches Preseason Poll, the Hurricanes' highest standing in the poll in Jim Larrañaga's seven years at the helm and matching their highest at any point during their 14 years in the ACC (fourth in 2008-09).

In each of Larrañaga's first six seasons, Miami finished the year in a standing that exceeded their preseason rank.

Miami followed Duke, North Carolina and Notre Dame in the preseason poll.

### 2017-18 ROSTER HAS SIX TOP-10 RECRUITS

Miami signed three ESPN Top 100 recruits for the class of 2017, including No. 18 Lonnie Walker from Reading, Pa., No. 46 Chris Lykes from Mitchellville, Md. and No. 92 Deng Gak from Blairstown, N.J.

The trio joins former ESPN Top 100 Hurricanes Bruce Brown (No. 26 in 2016), Dewan Huell (No. 28 in 2016) and Ja'Quan Newton (No. 58 in 2014) in the fall of 2017. In just seven seasons at The U, Larrañaga has recruited six of Miami's 11 ESPN Top 100 players since 2007.

### ESPN Top 100 Players on 2017-18 Roster

18 Lonnie Walker - 2017      26 Bruce Brown - 2016  
46 Chris Lykes - 2017      28 Dewan Huell - 2016  
92 Deng Gak -2017      58 Ja'Quan Newton - 2014

### Miami's ESPN Top 100 Players Since 2007

18 Lonnie Walker - 2017      53 Edwin Rios - 2007  
26 Bruce Brown - 2016      58 Ja'Quan Newton - 2014  
28 Dewan Huell - 2016      83 Garrius Adams - 2009  
28 DeQuan Jones - 2008      88 Donnavan Kirk - 2009  
43 Durand Scott - 2009      92 Deng Gak -2017  
46 Chris Lykes - 2017

Recruits under Larrañaga are in *italics*

### MIAMI EARNS HIGH GSR NUMBERS

Miami's men's basketball team posted an exemplary Graduation Success Rate (GSR), in the latest numbers released on Nov. 8 by the NCAA. Miami recorded a 92 percent GSR, which is based on the four entering classes from 2007-08 through 2010-11.

In addition, the UM football (83 percent), women's basketball (92 percent) and baseball (83 percent) programs all posted GSR totals above the NCAA average.

The NCAA Graduation Success Rate (GSR) was developed in response to college and university presidents suggesting that graduation data more accurately reflect the mobility among college students today. The GSR measures graduation rates at Division I institutions and includes students transferring into the institutions. The GSR also allows institutions to subtract student-athletes who leave their institutions prior to graduation as long as they would have been academically eligible to compete had they remained.

### BIG SHOES TO FILL

Miami lost a pair of 2016-17 starters to graduation - guard Davon Reed and forward Kamari Murphy.

A 2017 Third-Team All-ACC honoree, Reed led the Hurricanes in scoring at 14.9 points per game while averaging a team-high 35.3 minutes per game. Reed was selected No. 32 overall by the Phoenix Suns in the second round of the 2017 NBA Draft, the 20th player in program history to be drafted.

Playing in 131 career games (99 starts), Reed scored 1,343 points, good for No. 16 on the Hurricanes' all-time scoring list.

The 6-foot-8, 220-pound Murphy was a force in the middle, averaging 7.1 points and 7.3 rebounds per game.

### BROWN, WALKER EARN PLAUDITS FROM ESPN.COM

In October, ESPN.com listed Bruce Brown as the best college shooting guard draft prospect for the 2018 NBA Draft. Lonnie Walker was tabbed second best.

They were the lone teammates on the 10-man list.

Brown and Walker were listed 12th and 13th, respectively on ESPN's top 100 draft prospects for 2018, as Miami was one of 13 college teams to have multiple players on the list.

### VASILJEVIC LOOKS TO BUILD ON BIG SUMMER

Sophomore G Dejan Vasiljevic had a strong summer playing internationally with Australia's Emerging Boomers at the World University Games in Taipei.

The Melbourne native averaged 21.5 points a game on 45.3 percent shooting from the field in eight games in the tournament.

Vasiljevic scored 20-plus points and led the team in scoring in five of the eight games as the Emerging Boomers finished ninth in the field.

He closed out play with a 28-point performance in a 101-96 win over Canada.

### COACHING COORDINATORS

Miami's assistant coaching staff is set up in a coordinator system. Jamal Brunt serves as the offensive coordinator, while Chris Caputo handles the defense. Adam Fisher manages the scout for every opponent.

### MILES WILSON JOINS MIAMI PROGRAM

Jim Larrañaga added Miles Wilson to the Hurricanes' incoming class of 2017. A 6-foot-5-inch transfer from Mount St. Mary's, Wilson will sit out the 2017-18 season because of NCAA transfer rules, then have three years of eligibility with the Hurricanes.

Wilson averaged 11.8 points per game and 3.9 rebounds in 28.9 minutes per game and was named to the Northeast Conference All-Rookie Team.

In the NCAA Tournament's First Four, Wilson scored 17 points and grabbed 11 rebounds in a 67-66 win over New Orleans before recording a game-high 22 points with seven rebounds against top-seeded Villanova.

### CANES SEEK ANOTHER 20-WIN CAMPAIGN

Jim Larrañaga posted five 20-win seasons in his first six years at The U and 11 career 20-win seasons. The 21-win campaign in 2016-17 was Miami's eighth 20-win season since joining the ACC (2004-05). Larrañaga is just the second coach in Miami history with five 20-win seasons, joining Bruce Hale (1954-67).

The Canes won seven or more ACC games in each of Larrañaga's first six seasons and have had 10 or more league victories in four years. Prior to Larrañaga's arrival, Miami had never won 10 ACC games in a season.

### SUCCESS FOR BOTH MIAMI BASKETBALL TEAMS

The Miami men's and women's basketball teams both landed in the NCAA Tournament for the second straight season in 2017, the first time both Miami basketball teams played in The Dance in consecutive years.

Miami was one of seven schools, four of which are in the ACC, with both its men's and women's basketball teams ranked in the preseason USA TODAY Coaches Poll. The others on the list were Baylor, Duke, Louisville, Notre Dame, UCLA and West Virginia.

### MIAMI'S RECORD WHEN ...

Record	2017-18		Larranaga	
	All	ACC	At UM	ACC
All games	16-5	5-4	155-74	69-46
Home	8-1	3-1	84-23	41-16
Away	5-3	2-3	45-35	28-30
Neutral	3-1	-	26-16	-
November	6-0	-	35-9	-
December	6-1	1-0	33-10	2-1
January	4-4	4-4	30-22	28-22
February	-	-	33-18	33-18
March	-	-	24-14	7-5
April	-	-	-	0-1
vs. Top-10 opponents	0-1	0-1	7-14	6-10
vs. Top-25 (includes Top-10)	2-2	1-2	18-33	12-24
vs. RV opponents (either poll)	1-1	1-1	12-5	5-2
vs. Teams over .500 on game day	9-4	4-3	98-66	51-40
vs. Teams under .500 on game day	4-1	1-1	35-7	14-6
vs. Teams at .500 on game day	3-0	-	18-1	4-0
While UM in Top 25	15-5	4-4	57-22	28-16
While UM is RV (only)	1-0	1-0	40-13	15-7
Leading at halftime	11-0	4-0	117-16	49-13
Trailing at halftime	1-4	1-3	29-54	16-30
Tied at halftime	4-1	0-1	9-4	3-3
In overtime games	1-1	1-1	8-8	5-4
Single overtime	1-0	1-0	5-6	3-2
Double overtime	0-0	-	3-1	2-1
Leading w/2:00 left in regulation	15-0	4-0	143-8	63-4
Trailing w/2:00 left in regulation	1-5	1-4	10-63	5-41
Tied w/2:00 left in regulation	0-0	-	2-1	0-1
UM shoots 50% or better from field	11-1	2-1	63-6	21-3
UM shoots 40-49% from field	3-0	2-0	74-24	39-20
UM shoots under 40% from field	2-4	1-3	19-44	9-23
Opp. shoots 50% or better from field	2-2	1-2	11-26	6-16
Opp. shoots 40-49% from field	6-1	3-1	66-30	34-18
Opp. shoots under 40% from field	8-2	1-1	80-17	30-11
UM shoots 70% or better from line	6-3	4-2	95-38	43-23
UM shoots less than 70% from line	10-2	1-2	60-36	35-22
UM makes more 3-point FGs	11-2	3-2	83-30	37-24
UM makes fewer 3-point FGs	3-3	1-2	46-32	23-19
3-point FGs are even	2-0	1-0	17-5	9-3
4+ Canes in double figures	8-3	3-3	77-16	31-12
3 Canes in double figures	6-1	2-0	58-27	30-12
2 or fewer Canes in double figures	2-1	0-1	20-31	8-22
Outrebounding opponent	11-2	3-2	103-26	40-18
Opp. outrebounds UM	5-3	2-2	45-48	26-28
Tied in rebounds	0-0	-	6-0	3-0
UM records 10 or more steals	0-2	0-2	21-6	7-3
UM records 15 or more assists	9-1	2-1	51-5	22-4
UM commits fewer than 15 turnovers	13-4	3-3	131-60	58-39
UM commits 15 or more turnovers	3-1	2-1	22-8	9-7
UM commits fewer turnovers than opp.	11-2	3-2	84-28	38-16
UM commits more turnovers than opp.	4-2	1-1	53-32	22-21
Tied in turnovers	1-1	0-1	15-13	9-9
UM scores 59 points or fewer	2-2	0-1	13-36	7-22
UM scores 60-69 points	3-1	2-1	41-24	22-12
UM scores 70-79 points	3-1	1-1	60-12	26-10
UM scores 80-89 points	7-0	2-0	29-1	10-1
UM scores 90-99 points	1-1	0-1	11-1	3-1
UM scores 100 or more points	0-0	-	1-0	0-0
Playing during morning (11 a.m.)	-	-	1-1	-
Playing during afternoon	5-2	2-2	49-26	28-19
Playing in evening (5 p.m. or later)	11-3	3-2	103-46	41-27
Games decided by 3 points or fewer	2-0	1-0	18-13	10-9
Games decided by 4-10 points	4-5	2-4	48-31	26-23
Games decided by 11-19 points	5-0	2-0	53-21	22-9
Games decided by 20+ points	5-0	-	36-8	11-4



### LARRAÑAGA 12TH IN WINS AMONG ACTIVE DIVISION I NCAA COACHES

Entering the 2017-18 season, Jim Larrañaga ranks 12th in career wins among active Division I coaches with 609. Of those 12, five are in the Naismith Memorial Basketball Hall of Fame, including four from the Atlantic Coast Conference.

Now in his 34th season as a head coach, Larrañaga ranks 47th in all-time NCAA victories.

In his career, Larrañaga won 27 games at American International, 170 at Bowling Green, 273 at George Mason and 139 at Miami. He is one of 15 coaches all-time with 100 or more wins at three D-I schools, four of whom are actively coaching.

### WINNINGEST ACTIVE COACHES

(minimum five years as Division I head coach)

Rank	Coach	Wins*
1.	Mike Krzyzewski, Duke	1,071
2.	Jim Boeheim, Syracuse	903
3.	Bob Huggins, West Virginia	819
4.	Roy Williams, North Carolina	816
5.	Rick Byrd, Belmont	754
6.	Cliff Ellis, Coastal Carolina	733
7.	John Beilein, Michigan	691
8.	Larry Hunter, Western Carolina	689
9.	John Calipari, Kentucky	652
10.	Rick Barnes, Tennessee	635
11.	Bill Self, Kansas	623
12.	<b>Jim Larrañaga, Miami</b>	<b>609</b>
13.	Lon Kruger, Oklahoma	601
14.	Dana Altman, Oregon	597

\*Totals listed are at end of 2016-17 regular season

### LARRAÑAGA AND CAPUTO IN 16TH YEAR TOGETHER

Head coach Jim Larrañaga and associate head coach Chris Caputo are beginning their 16th season together, dating back to their time at George Mason.

Caputo started on Larrañaga's staff as the video coordinator for the 2002-03 season, and along the way, the native of Elmhurst, N.Y., was an assistant coach and is now the associate head coach for the Hurricanes. Caputo helped the 2006 GMU team to the NCAA Final Four and has made five total NCAA Tournament appearances with Larrañaga.

Both Caputo and Larrañaga attended Archbishop Molloy (N.Y.) High School and played for legendary head coach Jack Curran.

### INDIVIDUAL HIGHS/LOWS

#### MIAMI INDIVIDUAL GAME HIGHS

Points	26, Lonnie Walker vs Boston U. (12/05/17)
Field Goals Made	10, Dewan Huell at Minnesota (11/29/17)
Field Goal Att.	18, Lonnie Walker vs. Louisville (1/24/18)
3-Point FG Made	6, DJ Vasiljevic at Florida State (1/27/18)
3-Point FG Att.	10, DJ Vasiljevic at Florida State (1/27/18)
	10, DJ Vasiljevic vs Gardner-Webb (11/10/17)
Free Throws Made	12, Bruce Brown Jr. vs. Florida State (1/7/18)
Free Throw Att.	14, Bruce Brown Jr. vs. Florida State (1/7/18)
Rebounds	13, Dewan Huell vs. Duke (1/15/18)
Assists	10, Bruce Brown vs Gardner-Webb (11/10/17)
Steals	5, Anthony Lawrence vs. Duke (1/15/18)
Blocked Shots	4, Bruce Brown at Georgia Tech (1/3/18)
Turnovers	5, Anthony Lawrence vs. Florida State (1/7/18)
Minutes	41, Lonnie Walker at Florida State (1/27/18)

#### OPPONENT INDIVIDUAL GAME HIGHS

Points	30, Josh Okogie, Georgia Tech (1/3/18)
	30, Gary Trent Jr., Duke (1/15/18)
Field Goals Made	12, Omer Yurtseven, NC State (1/21/18)
Field Goal Att.	23, Josh Okogie, Georgia Tech (1/3/18)
3-Point FG Made	6, Gary Trent Jr., Duke (1/15/18)
3-Point FG Att.	11, Jared Wilson-Frame & Parker Stewart, Pitt (1/31/18)
Free Throws Made	9, Josh Okogie, Georgia Tech (1/3/18)
Free Throw Att.	12, Josh Okogie, Georgia Tech (1/3/18)
Rebounds	16, B.J. Johnson, La Salle (11/22/17)
Assists	14, Markell Johnson, NC State (1/21/18)
Steals	5, Braian Angola, Florida State (1/7/18)
	5, Grayson Allen, Duke (1/15/18)
Blocked Shots	7, Reggie Lynch, Minnesota (11/29/17)
Turnovers	7, Jose Alvarado, Georgia Tech (1/3/18)
	7, Ivan Gandia-Rosa, North Florida (11/25/17)

### 2017-18 STARTERS BY GAME

Opp.	Guard	Guard	Guard	Guard	Center
GWBB	Newton	Brown	Vasiljevic	Lawrence	Huell
Navy	Newton	Brown	Vasiljevic	Lawrence	Huell
FAMU	Newton	Brown	Vasiljevic	Lawrence	Huell
La Salle	Newton	Brown	Vasiljevic	Lawrence	Huell
UNF	Newton	Brown	Vasiljevic	Lawrence	Huell
MINN	Newton	Brown	Vasiljevic	Lawrence	Huell
PRIN	Newton	Brown	Vasiljevic	Lawrence	Huell
BU	Newton	Walker	Vasiljevic	Lawrence	Huell (1; 1-0)
at GW	Newton	Brown	Vasiljevic	Lawrence	Huell
at Hawaii	Newton	Brown	Vasiljevic	Lawrence	Huell
vs NMSU	Newton	Brown	Vasiljevic	Lawrence	Huell
vs MTSU	Newton	Brown	Vasiljevic	Lawrence	Huell
at Pitt	Newton	Brown	Vasiljevic	Lawrence	Huell
at GT	Newton	Brown	Vasiljevic	Lawrence	Huell (13; 11-2)
vs FSU	Newton	Brown	Walker	Lawrence	Huell
at CLEM	Newton	Brown	Walker	Lawrence	Huell
Duke	Newton	Brown	Walker	Lawrence	Huell
at NCSU	Newton	Brown	Lykes	Lawrence	Huell (1; 1-0)
L'VILLE	Newton	Brown	Walker	Lawrence	Huell
at FSU	Newton	Brown	Walker	Lawrence	Huell (5; 2-3)
PITT	Lykes	Vasiljevic	Walker	Lawrence	Huell (1; 1-0)

### MIAMI'S LARGEST IN 2017-18

Lead	37, vs. Gardner-Webb, 11/10
Deficit	13 (2H), at Clemson, 1/13
	13 (1H), vs. Middle Tennessee, 12/25
Halftime Lead	24, vs. Florida A&M, 11/16
Halftime Deficit	5, at Florida State, 1/27
Margin of Victory	34, vs. Navy, 11/12
Margin of Defeat	10, at Georgia Tech, 1/3
Deficit in Win	13 (1H), vs. Middle Tennessee, 12/25
Halftime Deficit in Win	1, Louisville, 1/24
Lead in Loss	13, vs. Duke (2H), 1/15
Most Points in First Half	46, vs. Florida A&M, 11/16
Fewest Points in First Half	19, vs. La Salle, 11/22
Opponent Most Points in 1st Half	44, at Florida State, 1/27
Opponent Fewest Points in 1st Half	15, at GW, 12/16
Most Points in 2nd Half	50, 4x, last at NC State, 1/21
Fewest Points in 2nd Half	26, at Georgia Tech, 1/3
Opponent Most Points in 2nd Half	52, vs. Middle Tenn., 12/25
Opponent Fewest Points in 2nd Half	15, at GW, 12/16

### HIGHS/LOWS

#### Miami - GAME HIGHS

Points	94	at Florida State (1/27)
Field Goals Made	35	at Minnesota (11/29)
	35	Navy (11/12)
	35	Duke (1/15)
Field Goal Att.	78	
Field Goal Pct.	.600 (30-50)	vs Middle Tennessee (12/25)
3 Pt FG Made	17*	at Florida State (1/27)
3 Pt FG Att.	34	at Florida State (1/27)
3 Pt FG Pct.	.560 (14-25)	vs Princeton (12/2)
Free Throws Made	23	Florida State (1/7)
Free Throw Att.	32	Florida State (1/7)
Free Throw Pct.	.889 (8-9)	at Pitt (12/30)
Rebounds	49	Louisville (1/24)
Assists	26	at NC State (1/21)
Steals	13	Duke (1/15)
Blocks	8	at Pitt (12/30/17)
Turnovers	18	at Georgia Tech (1/3)
Fouls	25	at Florida State (1/27)

#### Opponent - GAME HIGHS

Points	103	at Florida State (1/27)
Field Goals Made	33	at Florida State (1/27)
Field Goal Att.	65	Louisville (1/24)
	65	Boston U. (12/5)
Field Goal Pct.	.600 (33-55)	at Florida State (1/27)
3 Pt FG Made	12	at Clemson (1/13)
3 Pt FG Att.	32	vs Princeton (12/2)
3 Pt FG Pct.	.571 (12-21)	at Clemson (1/13)
Free Throws Made	28	at Florida State (1/27)
Free Throw Att.	39	at Florida State (1/27)
Free Throw Pct.	1.000 (6-6)	Florida A&M (11/16)
Rebounds	44	Florida State (1/7)
	44	at GW (12/16)
Assists	22	at NC State (1/21)
Steals	13	at Georgia Tech (1/3)
Blocks	12	at Minnesota (11/29)
Turnovers	20	North Florida (11/25)
Fouls	26	vs Middle Tennessee (12/25)

#### Miami - GAME LOWS

Points	54	at Georgia Tech (1/3)
	54	vs New Mexico State (12/23)
FG Made	18	vs New Mexico State (12/23)
FG Att.	48	Boston U. (12/5)
FG Pct.	.340 (18-53)	vs New Mexico State (12/23)
3 Pt FG Made	2	vs New Mexico State (12/23)
3 Pt FG Att.	13	at Hawai'i (12/23)
3 Pt FG Pct.	.111 (2-18)	vs New Mexico State (12/23)
Free Throws Made	4	at GW (12/16)
Free Throw Att.	8	at GW (12/16)
Free Throw Pct.	.455 (10-22)	Florida A&M (11/16)
Rebounds	24	at NC State 1/21)
Assists	4	vs New Mexico State (12/23)
Steals	1	vs New Mexico State (12/23)
Blocks	1	Pitt (1/31)
	1	North Florida (11/25)
Turnovers	7	at Florida State (1/27)
Fouls	11	Pitt (1/31)

#### Opponent - GAME LOWS

Points	45	Gardner-Webb (11/10)
FG Made	15	vs La Salle (11/22)
FG Att.	47	at Pitt (12/30)
FG Pct.	.288 (15-52)	vs La Salle (11/22)
3 Pt FG Made	0	vs La Salle (11/22)
3 Pt FG Att.	15	vs Middle Tennessee (12/25)
	15	vs La Salle (11/22)
3 Pt FG Pct.	.000 (0-15)	vs La Salle (11/22)
Free Throws Made	1	Gardner-Webb (11/10)
Free Throw Att.	3	Pitt (1/31)
Free Throw Pct.	.167 (1-6)	Gardner-Webb (11/10)
Rebounds	23	at Pitt (12/30)
Assists	3	vs La Salle (11/22)
Steals	2	vs Middle Tennessee (12/25)
Blocks	0	4 times, last vs MTSU (12/25)
Turnovers	7	at Florida State (1/27)
Fouls	12	at NC State (1/21)
	12	at GW (12/16)

\*denotes school record



## THE LAST TIME ...

### Player Scored 30 Points

Miami Bruce Brown (30), vs. North Carolina, 1/28/17  
Opponent Gary Trent Jr. (30), vs. Duke, 1/15/18

### Player Scored 35 Points

Miami Jack McClinton (35) vs. North Carolina, 3/15/09  
Opponent Xavier Rathan-Mayes (35) Florida State, 2/25/15

### Player Scored 40 Points

Miami Darius Rice (43) vs. Connecticut, 1/20/03  
Opponent Sean Singletary (41), Virginia, 3/1/08

### Two Players Scored 20 Points

Miami Lonnie Walker IV (23), DJ Vasiljevic (20), at Florida State, 1/27/18  
Opponent Dennis Smith Jr. (31), Terry Henderson (21), at NC State, 2/4/17

### Three Players Scored 20 Points

Miami Dwayne Collins (23), Brian Asbury (21), Jack McClinton (20) vs. Virginia Tech, 1/25/09  
Opponent Travis Mays (40), Alvin Heggs (22), Lance Blanks (21), Texas, 2/22/89

### Five (not 5+) Players Scored in Double Figures

Miami Dewan Huell (23), Bruce Brown (16), Ja'Quan Newton (12), DJ Vasiljevic (11) and Chris Lykes (10) at Minnesota  
Opponent Justin Robinson (15), Chris Clarke (13), Ahmed Hill (12), Seth Allen (10), Zach LeDay (10) vs. Virginia Tech 2/9/17

### Six (not 6+) Players Scored in Double Figures

Miami Bruce Brown (15), Ja'Quan Newton (15), DJ Vasiljevic (15), Chris Lykes (13), Anthony Lawrence (11) and Dewan Huell (10) vs. Florida A&M, 11/16/17

### Seven+ Players Scored in Double Figures

Miami Sheldon McClellan (18), Ja'Quan Newton (15), James Palmer (14), Ebuka Izundu (11) Angel Rodriguez (11), Ivan Cruz Uceda (10), Anthony Lawrence Jr. (10) vs. Mississippi State 11/19/15

### Player Grabbed 15 Rebounds

Miami Kamari Murphy (15), at Duke, 1/21/17  
Opponent Brice Johnson (15) vs. North Carolina, 2/20/16

### Two Players Grabbed 10 Rebounds

Miami Dewan Huell (12) and Bruce Brown (11), vs. Louisville, 1/24/18  
Opponent Jordan Murphy (14) and Reggie Lynch (10), Minnesota, 11/29/17

### Three Players Grabbed 10 Rebounds

Miami Mark Richardson (11), Eric Brown (10), Joe Wylie (10) vs. FIU, 3/6/89  
Opponent Matt Harpring (12), Dion Glover (10), Michael Maddox (10), Georgia Tech, 12/27/97

### Player Had 10 Assists

Miami Bruce Brown (10), vs. Gardner-Webb, 11/10/17  
Opponent John Gillon (11), at Syracuse, 1/4/17

### Player Had 10 Blocks

Miami Anthony King (10) vs. Florida Atlantic, 11/29/04  
Opponent Jarvis Varnado (10), Mississippi State, 12/13/07

### Player Had a Double-Double

Miami Anthony Lawrence II (10 pts, 10 reb), vs. Pitt, 1/31/18  
Opponent Marvin Bagley III (13 pts, 12 reb) and Wendell Carter (15 pts, 14 reb), vs. Duke, 1/15/18

### Player Had a Triple-Double

Miami Bruce Brown (10 pts, 11 reb, 11 ast), vs. Gardner-Webb, 11/10/17  
Opponent Brendan Haywood (18 pts, 14 reb, 10 blks), North Carolina, 12/4/00

### Two Players Had Double-Doubles

Miami Kamari Murphy (11 pts, 13 reb) and Davon Reed (10 pts, 12 reb) vs. Buffalo, 3/17/16  
Opponent Marvin Bagley III (13 pts, 12 reb) and Wendell Carter (15 pts, 14 reb), vs. Duke, 1/15/18

### Team Scored 100 Points

Miami 105, vs. Mississippi State, 11/19/15  
Opponent 103, at Florida State, 1/27/18

### Team Scored 90-99 Points

Miami 94, at Florida State, 1/27/18  
Opponent 96, at Wake Forest, 1/18/17

### Team Scored 50 Points in a Half

Miami 50 (2nd half) at NC State, 1/21/18  
Opponent 55 (2nd half) vs. Boston College, 1/25/17

### Team Shot 50 Percent in Both Halves

Miami .519 (14-27) / .500 (15-30), at Florida State, 1/27/18  
Opponent .552 (16-29) / .556 (15-27), vs. Duke, 1/15/18

### Team Shot 60 Percent in a Half

Miami .600 (21-35), second half, at NC State, 1/21/18  
Opponent .667 (16-24), first half, at Florida State State, 1/27/18

### Team Shot 70 Percent in a Half

Miami .720 (18-25), second half, vs. Middle Tennessee, 12/25/17

### Team Shot 60 Percent in a Game

Miami .600 (30-50), vs. Middle Tennessee, 12/25/17  
Opponent .600 (33-55), at Florida State, 1/27/18

### Team Shot Less Than 30 Percent in a Game

Miami .293 (12-41), vs. Eastern Kentucky, 12/19/14  
Opponent .290 (18-62), vs. South Carolina State, 12/6/16

### Team Won by 50+ Points

Miami 50, vs. Nova Southeastern, 11/16/09  
Opponent 53, by Notre Dame, 2/22/86

### Team won by 40-49 Points

Miami 49, vs. Western Carolina, 11/11/16  
Opponent 41, at North Carolina, 1/31/07

### Team Won by 30-39 Points

Miami 31, vs. Florida A&M, 11/16/17  
Opponent 32, at Charlotte, 11/28/00

### Overtime

Miami won in overtime 78-75 (OT) vs. Louisville, 1/24/18  
Miami lost in overtime 103-94 (OT) at Florida State, 1/27/18

### Rankings

Miami defeated a ranked opponent 80-74, vs. No. 24 Florida State, 1/7/18  
Miami lost to a ranked opponent 83-75, vs. No. 5 Duke, 1/15/18  
Miami defeated a top 5 opponent 64-61 vs. No. 3 Virginia, 2/22/16  
Miami lost to a top 5 opponent 83-75, vs. No. 5 Duke, 1/15/18

## THE LAST TIME A MIAMI FRESHMAN ...

**Scored 30 Points:** Bruce Brown (30), vs. North Carolina, 1/28/17

**Scored 20+ Points:** Lonnie Walker IV (23), at Florida State, 1/27/18

**Perfect from Field (5+ att):** Reggie Johnson (RS), 8-of-8, vs. Wake Forest, 3/11/10

**Perfect from 3-Pt (3+ att):** Anthony Lawrence, 4-of-4, vs. Notre Dame, 2/3/16

**10+ Rebounds:** Bruce Brown, 12, vs. George Washington, 12/22/16

**10+ Assists:** Bruce Brown, 10, vs. South Carolina State, 12/6/16

**5-9 Assists:** Chris Lykes, 5, vs. Pitt, 1/31/18

**5+ Steals:** Shane Larkin, 6, vs. North Carolina, 1/10/12

**4+ Blocks:** Raphael Akpejori, 4, McNeese State, 11/24/10

**Double-Double:** Bruce Brown (14 pts, 12 reb), vs. George Washington, 12/22/16

**Triple-Double:** Bruce Brown (11 pts, 11 reb, 10 ast), vs. South Carolina State, 12/6/16

## JIM LARRAÑAGA

7TH SEASON AT MIAMI, 34TH SEASON AS HEAD COACH

### COACHING EXPERIENCE

#### Head Coach

2011-	Miami	Assistant Coach	1979-86	Virginia
1997-2011	George Mason	1971-76	Davidson	
1986-97	Bowling Green	Player/Coach	1977	Geronemo Basketball Club (Belgium)
1977-79	American International			

### IN THE HISTORY BOOKS

- 12th winningest active Division I head coach (625 wins)
- 20th in career wins in ACC games, including regular season & ACC Tournament (78)
- 22nd in career wins while in ACC (155)

### PLAYING CAREER

Geronemo Basketball Club (Belgium) 1976-77  
 Providence College, 1967-71  
 Archbishop Molloy, 1963-67

### COACHING HONORS

AP, Naismith, Iba, Rupp Coach of the Year, 2013  
 NABC All-District II, 2013  
 USBWA District IV Coach of the Year, 2013, 2016  
 Clair Bee National Coach of the Year, 2006  
 ACC Coach of the Year, 2013, 2016  
 CAA Coach of the Year, 1999, 2011  
 MAC Coach of the Year, 1997

### TEAM HONORS

Eight NCAA tournament appearances  
 1999, 2001, 2006, 2008, 2011, 2013, 2016, 2017  
 Eight postseason NIT appearances  
 1990, 1991, 1997, 2002, 2004, 2009, 2012, 2015  
 11 20-win seasons

### PERSONAL

**Hometown** Bronx, N.Y.  
**Born** Oct. 2, 1949  
**Family** Wife: Liz, Sons: Jay and Jon  
 Grandchildren: Tia, James, Jon Temple, Henry  
**Education** Providence College, 1971, B.A. Economics  
 Archbishop Molloy High School, 1967

### NOTABLE COLLEGE PLAYERS COACHED

**Shane Larkin (Miami)** - Currently with Boston Celtics; 2013 NBA first-round draft pick (18th overall), 2013 ACC Player of the Year, ACC Tournament MVP, finalist for Cousy, Naismith & Wooden awards, All-ACC First Team and All-ACC Defensive Team, Lute Olson National Player of the Year, AP and NABC All-American (Second team)  
**Sheldon Mac (formerly McClellan) (Miami)** - Currently with Washington Wizards; 2016 All-ACC Second Team, ACC Tournament Second Team  
**Davon Reed (Miami)** - Currently with Phoenix Suns; 32nd pick in 2017 NBA Draft, 2017 All-ACC Third Team  
**Durand Scott (Miami)** - 2013 ACC Defensive Player of the Year, 2013 All-ACC Third Team, 2013 ACC Tournament First Team  
**George Evans (George Mason)** - Three-time CAA Player of the Year, CAA Rookie of the Year, three-time CAA Defensive Player of the Year, three-time CAA All-Defensive Team  
**Antonio Daniels (Bowling Green)** - Played 13 seasons in NBA; 1997 MAC Player of the Year, 1994 MAC Freshman of Year

### NOTABLE NBA PLAYERS COACHED

Lance Blanks (UVA)	Frank Booker (BGSU)	Rick Carlisle (UVA)
Antonio Daniels (BGSU)	Jeff Jones (UVA)	Andrew Kennedy (UVA)
Jeff Lamp (UVA)	Shane Larkin (UM)	Lewis Latimore (UVA)
Sheldon Mac (UM)	Jason Miskiri (GMU)	Olden Polynice (UVA)
Lee Raker (UVA)	Davon Reed (UM)	Ralph Sampson (UVA)
Tom Sheehey (UVA)	Clinton Venable (BGSU)	Othell Wilson (UVA)

### STUDENT-ATHLETE HONORS

#### At Miami

- One All-American
- One USBWA All-District IV selection
- One Basketball Times All-District
- One ACC Player of the Year
- One ACC Defensive Player of the Year
- One ACC Tournament MVP
- 14 All-ACC postseason selections
- Five ACC-All-Defensive Team selections
- One ACC All-Rookie Team selection
- Four ACC Academic Honor Roll picks
- Seven ACC Players of the Week
- One ACC Rookie of the Week
- Six ACC All-Tournament team selections
- Two NIT All-Tournament Team picks
- Two NABC Honors Court selections

#### Prior to Miami

- Two All-Americans
- 28 All-CAA selections
- Nine CAA All-Defensive Team picks
- Eight CAA All-Rookie Team picks
- Three Dean Ehlers Award winners (given to CAA player who best meets criteria of academic achievement, leadership and community service)
- 12 All-MAC selections
- Two MAC Freshman of Year selections
- Four MAC All-Freshman Team picks

### YEAR-BY-YEAR

Year	School	Overall		Conference	
		W-L	W-L	Finish	Postseason
1977-78	American International	14-13			
1978-79	American International	13-13			
1986-87	Bowling Green	15-14	10-6	3	
1987-88	Bowling Green	12-16	7-9	t-5	
1988-89	Bowling Green	13-15	6-10	t-6	
1989-90	Bowling Green	18-11	9-7	t-3	NIT First Round (0-1)
1990-91	Bowling Green	17-13	9-7	t-4	NIT First Round (0-1)
1991-92	Bowling Green	14-15	8-8	5	
1992-93	Bowling Green	11-16	8-10	t-6	
1993-94	Bowling Green	18-10	12-6	t-2	
1994-95	Bowling Green	16-11	10-8	t-5	
1995-96	Bowling Green	14-13	9-9	t-6	
1996-97	Bowling Green	22-10	13-5	t-1	NIT First Round (0-1)
1997-98	George Mason	9-18	6-10	6	
1998-99	George Mason	19-11	13-3	1	NCAA First Round (0-1)
1999-00	George Mason	19-11	12-4	t-1	
2000-01	George Mason	18-12	11-5	3	NCAA First Round (0-1)
2001-02	George Mason	19-10	13-5	2	NIT First Round (0-1)
2002-03	George Mason	16-12	11-7	4	
2003-04	George Mason	23-10	12-6	3	NIT Third Round (2-1)
2004-05	George Mason	16-13	10-8	6	
2005-06	George Mason	27-8	15-3	t-1	NCAA Final Four (4-1)
2006-07	George Mason	18-15	9-9	5	
2007-08	George Mason	23-11	12-6	2	NCAA First Round (0-1)
2008-09	George Mason	22-11	13-5	2	NIT First Round (0-1)
2009-10	George Mason	17-15	12-6	4	CIT First Round (0-1)
2010-11	George Mason	27-7	16-2	1	NCAA Second Round (1-1)
2011-12	Miami	20-13	9-7	t-4	NIT Second Round (1-1)
2012-13	Miami	29-7	15-3	1	NCAA Sweet 16 (2-1)
2013-14	Miami	17-16	7-11	10	
2014-15	Miami	25-13	10-8	6	NIT Championship Game (4-1)
2015-16	Miami	27-8	13-5	t-2	NCAA Sweet 16 (2-1)
2016-17	Miami	21-12	10-8	t-7	NCAA First Round (0-1)
2017-18	Miami	16-5	5-4	-	
	<b>Overall</b>	<b>625-408</b>	<b>335-210</b>		
2 years	American International	27-26 (.509)			
11 years	Bowling Green	170-144 (.541)			
14 years	George Mason	273-164 (.625)			
7 years	Miami	155-74 (.677)			
<b>34 years</b>		<b>625-408 (.605)</b>			





## 2017-18 Miami Men's Basketball Miami Combined Team Statistics (as of Jan 29, 2018) All games

<b>RECORD:</b>	<b>OVERALL</b>	<b>HOME</b>	<b>AWAY</b>	<b>NEUTRAL</b>
ALL GAMES	16-5	8-1	5-3	3-1
CONFERENCE	5-4	3-1	2-3	0-0
NON-CONFERENCE	11-1	5-0	3-0	3-1

##	Player	gp-gs	min	avg	Total		3-Point		F-Throw		Rebounds				pf	dq	a	to	blk	stl	pts	avg
					fg-fga	fg%	3fg-fga	3fg%	ft-fa	ft%	off	def	tot	avg								
20	Dewan Huell	21-21	567	27.0	114-186	.613	0-3	.000	53-74	.716	49	95	144	6.9	40	0	11	27	22	12	281	13.4
11	Bruce Brown	19-19	640	33.7	78-188	.415	16-60	.267	44-70	.629	25	110	135	7.1	43	1	76	43	15	25	216	11.4
04	Lonnie Walker	21-7	524	25.0	81-187	.433	34-94	.362	36-47	.766	11	51	62	3.0	32	1	33	22	8	22	232	11.0
03	Anthony Lawrence	21-21	633	30.1	69-138	.500	27-56	.482	25-38	.658	32	106	138	6.6	57	1	46	37	20	26	190	9.0
01	DJ Vasiljevic	21-15	491	23.4	66-157	.420	43-112	.384	11-13	.846	9	44	53	2.5	31	0	9	8	2	11	186	8.9
00	Ja'Quan Newton	21-20	550	26.2	66-155	.426	3-18	.167	34-56	.607	8	40	48	2.3	32	0	60	38	3	23	169	8.0
02	Chris Lykes	21-2	395	18.8	57-143	.399	31-86	.360	21-33	.636	2	19	21	1.0	40	0	45	32	1	15	166	7.9
15	Ebuka Izundu	21-0	299	14.2	42-63	.667	0-0	.000	8-20	.400	32	41	73	3.5	50	1	5	21	15	6	92	4.4
21	Sam Waardenburg	10-0	100	10.0	10-27	.370	3-9	.333	2-2	1.000	15	12	27	2.7	10	0	3	8	2	2	25	2.5
14	Rodney Miller	9-0	32	3.6	5-9	.556	0-0	.000	0-5	.000	0	3	3	0.3	4	0	0	2	0	0	10	1.1
05	Mike Robinson	5-0	10	2.0	1-2	.500	1-1	1.000	0-0	.000	0	0	0	0.0	0	0	1	0	0	0	3	0.6
35	Chris Stowell	5-0	9	1.8	0-1	.000	0-1	.000	0-0	.000	0	1	1	0.2	0	0	0	0	0	0	0	0.0
Team											29	30	59		1		7				2	
Total.....		21	4250		589-1256	.469	158-440	.359	234-358	.654	212	552	764	36.4	340	4	289	245	88	142	1572	74.9
Opponents.....		21	4250		495-1228	.403	133-429	.310	245-335	.731	212	508	720	34.3	347	6	246	286	68	122	1370	65.2

<b>TEAM STATISTICS</b>	<b>UM</b>	<b>OPP</b>	<b>Date</b>	<b>Opponent</b>	<b>Score</b>	<b>Att.</b>
SCORING	1572	1370	11/10/17	GARDNER-WEBB	w 77-45	7073
Points per game	74.9	65.2	11/12/17	NAVY	w 89-55	6611
Scoring margin	+9.6	-	11/16/17	FLORIDA A&M	w 90-59	6735
FIELD GOALS-ATT	589-1256	495-1228	11/22/17	vs La Salle	w 57-46	6735
Field goal pct	.469	.403	11/25/17	NORTH FLORIDA	w 86-65	7189
3 POINT FG-ATT	158-440	133-429	11/29/17	at Minnesota	w 86-81	14625
3-point FG pct	.359	.310	12/2/17	vs Princeton	w 80-52	8426
3-pt FG made per game	7.5	6.3	12/05/17	BOSTON UNIVERSITY	w 69-54	6893
FREE THROWS-ATT	234-358	245-335	12/16/17	at George Washington	w 59-50	3862
Free throw pct	.654	.731	12/22/17	at Hawai'i	w 75-57	7669
F-Throws made per game	11.1	11.7	12/23/17	vs New Mexico State	L 54-63	0
REBOUNDS	764	720	12/25/17	vs Middle Tennessee	w 84-81	6062
Rebounds per game	36.4	34.3	* 12/30/17	at Pitt	w 67-53	5307
Rebounding margin	+2.1	-	* 01/03/18	at Georgia Tech	L 54-64	5568
ASSISTS	289	246	* 01/07/18	FLORIDA STATE	w 80-74	7647
Assists per game	13.8	11.7	* 01/13/18	at Clemson	L 63-72	9000
TURNOVERS	245	286	* 01/15/18	DUKE	L 75-83	7972
Turnovers per game	11.7	13.6	* 01/21/18	at NC State	w 86-81	17265
Turnover margin	+2.0	-	* 01/24/18	LOUISVILLE	Wot 78-75	7190
Assist/turnover ratio	1.2	0.9	* 01/27/18	at Florida State	Lot 94-103	11675
STEALS	142	122	* 01/31/18	PITT	w 69-57	7169
Steals per game	6.8	5.8				
BLOCKS	88	68				
Blocks per game	4.2	3.2				
ATTENDANCE	64479	96194				
Home games-Avg/Game	9-7164	8-9371				
Neutral site-Avg/Game	-	4-5306				

<b>Score by Periods</b>	<b>1st</b>	<b>2nd</b>	<b>OT</b>	<b>Totals</b>
Miami	718	834	20	1572
Opponents	599	745	26	1370



**2017-18 Miami Men's Basketball**  
**Miami Combined Team Statistics (as of Jan 31, 2018)**  
**Conference games**

<b>RECORD:</b>	<b>OVERALL</b>	<b>HOME</b>	<b>AWAY</b>	<b>NEUTRAL</b>
ALL GAMES	5-4	3-1	2-3	0-0
CONFERENCE	5-4	3-1	2-3	0-0
NON-CONFERENCE	0-0	0-0	0-0	0-0

#	Player	gp-gs	min	avg	Total		3-Point		F-Throw		Rebounds				pf	dq	a	to	blk	stl	pts	avg
					fg-fga	fg%	3fg-fga	3fg%	ft-fta	ft%	off	def	tot	avg								
04	Lonnie Walker	9-6	277	30.8	44-103	.427	19-51	.373	23-27	.852	5	24	29	3.2	19	1	16	10	5	13	130	14.4
20	Dewan Huell	9-9	271	30.1	46-84	.548	0-2	.000	22-30	.733	29	40	69	7.7	16	0	6	14	7	6	114	12.7
11	Bruce Brown	8-8	273	34.1	32-81	.395	6-24	.250	24-34	.706	13	41	54	6.8	23	1	26	22	11	13	94	11.8
03	Anthony Lawrence	9-9	292	32.4	38-75	.507	14-26	.538	8-12	.667	13	52	65	7.2	25	0	15	17	8	16	98	10.9
02	Chris Lykes	9-2	203	22.6	29-73	.397	14-43	.326	18-27	.667	1	8	9	1.0	16	0	29	16	1	4	90	10.0
01	DJ Vasiljevic	9-3	173	19.2	17-52	.327	13-41	.317	1-2	.500	5	12	17	1.9	10	0	4	2	0	5	48	5.3
00	Ja'Quan Newton	9-8	204	22.7	17-50	.340	1-4	.250	13-21	.619	6	11	17	1.9	17	0	25	15	0	9	48	5.3
15	Ebuka Izundu	9-0	112	12.4	16-24	.667	0-0	.000	1-4	.250	7	14	21	2.3	23	1	1	5	4	1	33	3.7
21	Sam Waardenburg	4-0	41	10.3	3-6	.500	1-3	.333	2-2	1.000	6	6	12	3.0	5	0	2	3	1	1	9	2.3
14	Rodney Miller	2-0	4	2.0	0-2	.000	0-0	.000	0-0	.000	0	0	0	0.0	0	0	0	0	0	0	0	0.0
Team											14	11	25		1		2			2		
Total.....		9	1850		242-550	.440	68-194	.351	112-159	.704	99	219	318	35.3	155	3	124	106	37	68	666	74.0
Opponents.....		9	1850		233-511	.456	64-181	.354	130-183	.710	83	227	310	34.4	143	3	121	120	42	57	662	73.6

**LAST 5 GAMES**

<b>RECORD:</b>	<b>OVERALL</b>	<b>HOME</b>	<b>AWAY</b>	<b>NEUTRAL</b>
ALL GAMES	3-2	2-1	1-1	0-0
CONFERENCE	3-2	2-1	1-1	0-0
NON-CONFERENCE	0-0	0-0	0-0	0-0

#	Player	gp-gs	min	avg	Total		3-Point		F-Throw		Rebounds				pf	dq	a	to	blk	stl	pts	avg
					fg-fga	fg%	3fg-fga	3fg%	ft-fta	ft%	off	def	tot	avg								
04	Lonnie Walker	5-4	181	36.2	31-67	.463	17-37	.459	16-17	.941	2	15	17	3.4	13	1	14	4	2	8	95	19.0
20	Dewan Huell	5-5	154	30.8	26-49	.531	0-1	.000	11-14	.786	18	21	39	7.8	9	0	2	11	1	3	63	12.6
03	Anthony Lawrence	5-5	167	33.4	23-46	.500	10-17	.588	3-4	.750	6	25	31	6.2	14	0	10	6	4	11	59	11.8
11	Bruce Brown	4-4	134	33.5	17-44	.386	4-14	.286	9-14	.643	6	23	29	7.3	11	0	18	11	4	6	47	11.8
02	Chris Lykes	5-2	115	23.0	13-40	.325	5-23	.217	10-15	.667	0	6	6	1.2	8	0	21	6	1	2	41	8.2
01	DJ Vasiljevic	5-1	88	17.6	12-29	.414	10-24	.417	0-1	.000	3	8	11	2.2	5	0	0	0	0	1	34	6.8
00	Ja'Quan Newton	5-4	108	21.6	7-27	.259	1-3	.333	12-20	.600	5	8	13	2.6	10	0	14	5	0	5	27	5.4
15	Ebuka Izundu	5-0	62	12.4	12-17	.706	0-0	.000	1-2	.500	4	7	11	2.2	12	1	0	3	2	0	25	5.0
21	Sam Waardenburg	4-0	41	10.3	3-6	.500	1-3	.333	2-2	1.000	6	6	12	3.0	5	0	2	3	1	1	9	2.3
Team											8	2	10				1			2		
Total.....		5	1050		144-325	.443	48-122	.393	64-89	.719	58	121	179	35.8	87	2	81	50	15	37	402	80.4
Opponents.....		5	1050		144-286	.503	42-110	.382	69-104	.663	39	130	169	33.8	78	1	80	63	22	26	399	79.8



**2017-18 Miami Men's Basketball  
Miami Game-by-Game Highs (as of Jan 29, 2018)  
All games**

Opponent	Date	Score	Points	Rebounds	Assists	Steals	Blocked shots
GARDNER-WEBB	11/10/17	77-45	14-Dewan Huell	11-Bruce Brown	10-Bruce Brown	2-Anthony Lawrence	2-Dewan Huell
NAVY	11/12/17	89-55	16-DJ Vasiljevic	10-Dewan Huell	6-Bruce Brown	2-DJ Vasiljevic Chris Lykes	2-Anthony Lawrence Ebuka Izundu
FLORIDA A&M	11/16/17	90-59	15-Ja'Quan Newton DJ Vasiljevic Bruce Brown	8-Bruce Brown	4-Bruce Brown Chris Lykes Ja'Quan Newton	2-Dewan Huell Bruce Brown	3-Ebuka Izundu
vs La Salle	11/22/17	57-46	16-Dewan Huell	11-Bruce Brown	5-Anthony Lawrence	2-Ja'Quan Newton Lonnie Walker	3-Anthony Lawrence
NORTH FLORIDA	11/25/17	86-65	14-Anthony Lawrence Bruce Brown	7-Bruce Brown Ebuka Izundu	4-Chris Lykes Bruce Brown	3-Anthony Lawrence Bruce Brown	1-Sam Waardenburg
at Minnesota	11/29/17	86-81	23-Dewan Huell	9-Bruce Brown	9-Ja'Quan Newton	3-Chris Lykes	2-Ebuka Izundu
vs Princeton	12/2/17	80-52	20-DJ Vasiljevic	10-Anthony Lawrence	5-Ja'Quan Newton	3-Ja'Quan Newton	2-Anthony Lawrence
BOSTON UNIVERSITY	12/05/17	69-54	26-Lonnie Walker	7-Lonnie Walker	6-Anthony Lawrence	3-Ja'Quan Newton	3-Dewan Huell
at George Washington	12/16/17	59-50	15-Dewan Huell	12-Dewan Huell	3-Lonnie Walker Ja'Quan Newton Anthony Lawrence Bruce Brown	3-Bruce Brown	1-Lonnie Walker Ebuka Izundu Anthony Lawrence Dewan Huell
at Hawai'i	12/22/17	75-57	16-Ja'Quan Newton Dewan Huell	6-Dewan Huell	8-Bruce Brown	2-Lonnie Walker	2-Dewan Huell Ebuka Izundu
vs New Mexico State	12/23/17	54-63	15-DJ Vasiljevic	9-Dewan Huell	1-DJ Vasiljevic Dewan Huell Anthony Lawrence Bruce Brown	1-Ebuka Izundu	2-Dewan Huell Anthony Lawrence
vs Middle Tennessee	12/25/17	84-81	21-Dewan Huell	6-Bruce Brown	6-Ja'Quan Newton	2-Bruce Brown	1-Bruce Brown Dewan Huell Anthony Lawrence
at Pitt	12/30/17	67-53	12-Anthony Lawrence	7-Dewan Huell	4-Ja'Quan Newton	2-DJ Vasiljevic Ja'Quan Newton	3-Anthony Lawrence
at Georgia Tech	01/03/18	54-64	13-Dewan Huell	12-Anthony Lawrence	5-Chris Lykes	3-Bruce Brown	4-Bruce Brown
FLORIDA STATE	01/07/18	80-74	23-Bruce Brown	12-Anthony Lawrence	4-Ja'Quan Newton DJ Vasiljevic	2-DJ Vasiljevic	2-Dewan Huell
at Clemson	01/13/18	63-72	16-Lonnie Walker Anthony Lawrence	7-Dewan Huell Bruce Brown Lonnie Walker	2-Dewan Huell	2-Bruce Brown Anthony Lawrence Dewan Huell	2-Bruce Brown
DUKE	01/15/18	75-83	19-Lonnie Walker	13-Dewan Huell	2-Bruce Brown Ja'Quan Newton Lonnie Walker Chris Lykes	5-Anthony Lawrence	2-Anthony Lawrence
at NC State	01/21/18	86-81	19-Bruce Brown	4-DJ Vasiljevic Bruce Brown	9-Bruce Brown	2-Lonnie Walker Ja'Quan Newton	1-Chris Lykes Dewan Huell
LOUISVILLE	01/24/18	78-75	25-Lonnie Walker	12-Dewan Huell	4-Chris Lykes	3-Bruce Brown	3-Bruce Brown
at Florida State	01/27/18	94-103	23-Lonnie Walker	7-Bruce Brown	5-Lonnie Walker Chris Lykes Bruce Brown	2-Dewan Huell Anthony Lawrence	1-Bruce Brown Lonnie Walker Ebuka Izundu
PITT	01/31/18	69-57	16-Lonnie Walker	10-Anthony Lawrence	5-Chris Lykes	2-Anthony Lawrence	1-Ebuka Izundu



**2017-18 Miami Men's Basketball**  
**Miami Team Game-by-Game Comparison (as of Jan 29, 2018)**  
**All games**

Opponent	1st	2nd	Score	Mar	Total FG	FG Pct	3-Pointers	3FG Pct	Free Throws	FT Pct	Rebounds	Assist	T/Over	Block	Steal	Fouls
GARDNER-WEBB	27/23	50/22	77-45	+32	30-60/20-63	.500/.317	7-26/4-16	.269/.250	10-21/1-6	.476/.167	48/36 +12	21/10	12/14	3/0	5/5	15/19
NAVY	41/24	48/31	89-55	+34	35-64/21-63	.547/.333	9-23/6-21	.391/.286	10-16/7-9	.625/.778	42/33 +9	15/14	12/16	7/2	9/7	12/15
FLORIDA A&M	46/22	44/37	90-59	+31	34-58/24-59	.586/.407	12-26/5-16	.462/.313	10-22/6-6	.455/1000	36/28 +8	15/12	12/19	5/2	8/6	12/18
La Salle	19/19	38/27	57-46	+11	22-60/15-52	.367/.288	5-15/0-15	.333/.000	8-14/16-17	.571/.941	40/38 +2	10/3	10/15	5/3	6/4	16/18
NORTH FLORIDA	38/25	48/40	86-65	+21	33-66/23-59	.500/.390	3-15/8-26	.200/.308	17-23/11-12	.739/.917	39/32 +7	16/10	14/20	1/1	9/8	16/18
Minnesota	36/36	50/45	86-81	+5	35-69/28-63	.507/.444	10-25/5-16	.400/.313	6-11/20-26	.545/.769	34/41 (7)	20/12	8/12	4/12	8/4	20/13
Princeton	38/20	42/32	80-52	+28	30-60/19-61	.500/.311	14-25/8-32	.560/.250	6-9/6-9	.667/.667	39/31 +8	16/10	12/11	4/2	5/5	15/13
BOSTON UNIVERSITY	30/30	39/24	69-54	+15	25-48/21-65	.521/.323	11-21/7-25	.524/.280	8-15/5-8	.533/.625	35/32 +3	10/11	15/13	6/0	6/9	13/16
George Washington	32/15	27/35	59-50	+9	25-61/19-63	.410/.302	5-21/4-18	.238/.222	4-8/8-12	.500/.667	39/44 (5)	13/8	8/11	4/3	6/6	14/12
Hawai'i	33/33	42/24	75-57	+18	30-57/21-50	.526/.420	5-13/8-23	.385/.348	10-13/7-10	.769/.700	31/26 +5	11/13	9/16	5/0	6/3	15/17
New Mexico State	25/29	29/34	54-63	(9)	18-53/24-67	.340/.358	2-18/7-25	.111/.280	16-22/8-13	.727/.615	38/43 (5)	4/7	14/8	4/1	1/6	17/19
Middle Tennessee	34/29	50/52	84-81	+3	30-50/27-52	.600/.519	7-18/7-15	.389/.467	17-25/20-24	.680/.833	25/26 (1)	14/15	13/11	3/0	5/2	20/26
Pitt	30/19	37/34	67-53	+14	27-55/19-47	.491/.404	5-14/4-16	.357/.250	8-9/11-13	.889/.846	31/23 +8	11/10	15/19	8/3	8/5	12/14
Georgia Tech	28/28	26/36	54-64	(10)	21-56/23-59	.375/.390	4-19/1-10	.211/.100	8-11/17-23	.727/.739	39/38 +1	12/8	18/11	7/5	7/13	18/13
FLORIDA STATE	45/32	35/42	80-74	+6	26-51/25-69	.510/.362	5-16/5-24	.313/.208	23-32/17-26	.719/.654	32/44 (12)	15/10	15/15	2/5	6/11	20/22
Clemson	30/34	33/38	63-72	(9)	24-63/22-50	.381/.440	6-23/12-21	.261/.571	9-18/16-17	.500/.941	37/36 +1	5/13	8/12	5/7	10/2	18/16
DUKE	40/42	35/41	75-83	(8)	29-78/31-56	.372/.554	9-25/11-21	.360/.524	8-10/10-21	.800/.476	38/43 (5)	10/18	11/19	2/5	13/8	16/10
NC State	36/32	50/49	86-81	+5	34-59/31-57	.576/.544	10-19/7-18	.526/.389	8-12/12-16	.667/.750	24/29 (5)	26/22	10/15	2/3	9/4	16/12
LOUISVILLE	37/38	32/31	78-75	+3	24-65/27-65	.369/.415	6-22/5-22	.273/.227	22-31/16-25	.710/.640	49/38 +11	13/8	14/11	7/10	8/9	19/22
Florida State	39/44	44/39	94-103	(9)	34-68/33-55	.500/.600	17-34/9-19	.500/.474	9-13/28-39	.692/.718	29/35 (6)	17/16	7/7	3/2	4/2	25/15
PITT	34/25	35/32	69-57	+12	23-55/22-53	.418/.415	6-22/10-30	.273/.333	17-23/3-3	.739/1000	39/24 +15	15/16	8/11	1/2	3/3	11/19

Note: Game totals are displayed in the format TEAM/OPPONENT for each category



## Miami Points-Rebounds-Assists (as of Jan 29, 2018) All games

Opponent	Date	Score		00	01	02	03	04	05	11
				NEWTON,JA'	VASILJEVIC	LYKES,CHRI	LAWRENCE,A	WALKER,LON	ROBINSON,M	BROWN,BRUC
GARDNER-WEBB	11/10/17	77-45	w	13-0-1	7-2-0	3-1-1	3-7-1	10-2-5	3-0-0	10-11-10
NAVY	11/12/17	89-55	w	14-3-1	16-3-0	8-1-2	10-7-2	8-2-1	0-0-0	3-6-6
FLORIDA A&M	11/16/17	90-59	w	15-3-4	15-4-2	13-1-4	11-4-1	5-2-0	0-0-0	15-8-4
vs La Salle	11/22/17	57-46	w	4-3-0	8-1-0	0-1-0	7-10-5	5-2-2	DNP	7-11-3
NORTH FLORIDA	11/25/17	86-65	w	12-1-3	2-2-0	10-0-4	14-4-3	7-1-1	0-0-0	14-7-4
at Minnesota	11/29/17	86-81	w	12-3-9	11-2-0	10-1-0	8-7-4	6-2-1	DNP	16-9-5
vs Princeton	12/2/17	80-52	w	4-2-5	20-3-1	5-1-2	5-10-3	12-5-1	0-0-1	17-8-3
BOSTON UNIVERSITY	12/05/17	69-54	w	9-6-1	15-5-0	8-0-0	5-2-6	26-7-2	DNP	DNP
at George Washington	12/16/17	59-50	w	8-4-3	10-1-0	3-0-1	5-9-3	13-5-3	DNP	3-3-3
at Hawai'i	12/22/17	75-57	w	16-2-2	6-3-0	7-5-0	11-4-0	8-1-1	DNP	4-5-8
vs New Mexico State	12/23/17	54-63	L	5-3-0	15-5-1	1-1-0	4-4-1	2-4-0	DNP	13-7-1
vs Middle Tennessee	12/25/17	84-81	w	9-1-6	13-5-1	8-0-2	9-5-2	0-0-0	DNP	20-6-3
at Pitt	12/30/17	67-53	w	11-3-4	3-2-0	10-1-0	12-6-2	8-0-1	DNP	11-5-3
at Georgia Tech	01/03/18	54-64	L	6-1-3	3-1-0	8-0-5	9-12-1	6-5-0	DNP	9-9-2
FLORIDA STATE	01/07/18	80-74	w	0-0-4	8-3-4	18-1-2	2-12-2	5-0-0	DNP	23-4-2
at Clemson	01/13/18	63-72	L	4-0-0	0-0-0	13-1-1	16-4-0	16-7-1	DNP	4-7-1
DUKE	01/15/18	75-83	L	3-1-2	0-2-0	13-1-2	13-7-1	19-2-2	DNP	7-7-2
at NC State	01/21/18	86-81	w	5-0-7	6-4-0	6-2-5	15-3-4	12-2-1	DNP	19-4-9
LOUISVILLE	01/24/18	78-75	w	12-7-2	0-0-0	9-0-4	2-6-1	25-4-3	DNP	8-11-2
at Florida State	01/27/18	94-103	L	4-3-1	20-2-0	0-0-5	19-5-1	23-4-5	DNP	13-7-5
PITT	01/31/18	69-57	w	3-2-2	8-3-0	13-3-5	10-10-3	16-5-3	DNP	DNP

Opponent	Date	Score		14	15	20	21	35
				MILLER,ROD	IZUNDU,EBU	HUELL,DEWA	WAARDENBU	STOWELL,CH
GARDNER-WEBB	11/10/17	77-45	w	0-1-0	14-10-1	14-8-2	DNP	0-0-0
NAVY	11/12/17	89-55	w	4-0-0	12-4-2	14-10-1	DNP	0-1-0
FLORIDA A&M	11/16/17	90-59	w	2-1-0	4-6-0	10-5-0	DNP	0-0-0
vs La Salle	11/22/17	57-46	w	0-0-0	3-2-0	16-7-0	7-2-0	DNP
NORTH FLORIDA	11/25/17	86-65	w	DNP	5-7-0	13-6-0	9-6-1	0-0-0
at Minnesota	11/29/17	86-81	w	DNP	0-3-1	23-2-0	0-1-0	DNP
vs Princeton	12/2/17	80-52	w	2-0-0	6-4-0	9-1-0	0-4-0	0-0-0
BOSTON UNIVERSITY	12/05/17	69-54	w	DNP	0-5-0	6-6-1	0-2-0	DNP
at George Washington	12/16/17	59-50	w	DNP	2-3-0	15-12-0	DNP	DNP
at Hawai'i	12/22/17	75-57	w	DNP	7-3-0	16-6-0	DNP	DNP
vs New Mexico State	12/23/17	54-63	L	0-1-0	4-3-0	10-9-1	0-0-0	DNP
vs Middle Tennessee	12/25/17	84-81	w	2-0-0	2-2-0	21-3-0	DNP	DNP
at Pitt	12/30/17	67-53	w	0-0-0	4-5-1	8-7-0	DNP	DNP
at Georgia Tech	01/03/18	54-64	L	0-0-0	0-1-0	13-8-1	DNP	DNP
FLORIDA STATE	01/07/18	80-74	w	DNP	4-1-0	20-8-1	DNP	DNP
at Clemson	01/13/18	63-72	L	DNP	0-3-0	10-7-2	DNP	DNP
DUKE	01/15/18	75-83	L	DNP	2-3-0	18-13-1	DNP	DNP
at NC State	01/21/18	86-81	w	DNP	15-3-0	8-2-0	0-0-0	DNP
LOUISVILLE	01/24/18	78-75	w	DNP	2-1-0	18-12-0	0-7-1	DNP
at Florida State	01/27/18	94-103	L	DNP	2-0-0	8-6-0	5-1-0	DNP
PITT	01/31/18	69-57	w	DNP	4-4-0	11-6-1	4-4-1	DNP









**Official Basketball Box Score -- Game Totals -- Final Statistics**  
**Miami vs Pitt**  
12/30/17 4:00 PM at Petersen Events Center (Pittsburgh, Pa.)

**Miami 67 • (12-1, 1-0 ACC)**

##	Player	Total			3-Ptr			Rebounds			PF	TP	A	TO	Blk	Stl	Min
		FG-FGA	FG-FGA	FT-FTA	FG-FGA	FG-FGA	FT-FTA	Off	Def	Tot							
00	Dewan Huell	c	4-7	0-0	0-0	2	5	7	0	8	0	1	1	1	1	21	
20	Ja'Quan Newton	g	5-7	0-0	1-1	0	3	3	1	11	4	3	0	2	27		
01	Dj Vasiljevic	g	1-7	1-5	0-0	1	1	2	3	3	0	0	0	2	25		
03	Anthony Lawrence	g	5-7	2-2	0-0	1	5	6	2	12	2	4	3	1	28		
11	Bruce Brown	g	5-9	0-2	1-2	2	3	5	2	11	3	2	1	1	33		
02	Chris Lykes	g	3-5	2-3	2-2	0	1	1	2	10	0	3	0	0	17		
04	Lonnie Walker	g	2-7	0-2	4-4	0	0	0	1	8	1	1	1	1	29		
14	Rodney Miller	g	0-2	0-0	0-0	0	0	0	0	0	0	0	0	0	3		
15	Ebuka Izundu	g	2-4	0-0	0-0	2	3	5	1	4	1	0	2	0	17		
	Team					1	1	2									
<b>Totals</b>			<b>27-55</b>	<b>5-14</b>	<b>8-9</b>	<b>9</b>	<b>22</b>	<b>31</b>	<b>12</b>	<b>67</b>	<b>11</b>	<b>15</b>	<b>8</b>	<b>8</b>	<b>200</b>		

FG % 1st Half: 10-23 43.5% 2nd half: 17-32 53.1% Game: 27-55 49.1%  
 3FG % 1st Half: 3-6 50.0% 2nd half: 2-8 25.0% Game: 5-14 35.7%  
 FT % 1st Half: 7-8 87.5% 2nd half: 1-1 100.0% Game: 8-9 88.9%

**Pitt 53 • (8-6, 0-1 ACC)**

##	Player	Total			3-Ptr			Rebounds			PF	TP	A	TO	Blk	Stl	Min
		FG-FGA	FG-FGA	FT-FTA	FG-FGA	FG-FGA	FT-FTA	Off	Def	Tot							
00	Jared Wilson-Frame	f	5-13	0-3	3-3	0	2	2	1	13	1	2	0	2	28		
21	Terrell Brown	c	2-6	0-0	0-0	2	2	4	1	4	2	2	1	0	24		
01	Parker Stewart	g	4-7	2-5	2-2	0	2	2	1	12	0	2	1	1	29		
05	Marcus Carr	g	0-4	0-1	0-0	0	3	3	4	0	5	2	0	0	22		
13	Khameron Davis	g	2-5	1-2	2-2	0	2	2	0	7	1	0	1	1	36		
02	Jonathan Milligan	g	0-0	0-0	1-2	0	2	2	2	1	1	4	0	0	15		
15	Kene Chukwuka	g	0-2	0-2	0-0	0	1	1	4	0	0	3	0	1	11		
23	Shamiel Stevenson	g	6-9	1-2	3-4	0	4	4	1	16	0	2	0	0	25		
24	Samson George	g	0-0	0-0	0-0	0	1	1	0	0	0	0	0	0	1		
33	Monty Boykins	g	0-1	0-1	0-0	0	0	0	0	0	0	0	0	0	3		
35	Zach Smith	g	0-0	0-0	0-0	0	0	0	0	0	0	0	0	0	1		
42	Peace Ilegomah	g	0-0	0-0	0-0	0	0	0	0	0	0	0	0	0	5		
	Team					2	0	2									
<b>Totals</b>			<b>19-47</b>	<b>4-16</b>	<b>11-13</b>	<b>4</b>	<b>19</b>	<b>23</b>	<b>14</b>	<b>53</b>	<b>10</b>	<b>19</b>	<b>3</b>	<b>5</b>	<b>200</b>		

FG % 1st Half: 8-26 30.8% 2nd half: 11-21 52.4% Game: 19-47 40.4%  
 3FG % 1st Half: 1-8 12.5% 2nd half: 3-8 37.5% Game: 4-16 25.0%  
 FT % 1st Half: 2-3 66.7% 2nd half: 9-10 90.0% Game: 11-13 84.6%

Officials: Les Jones (R), Bert Smith, Jeffrey Anderson

Technical fouls: Miami-None. Pitt-None.

Attendance: 5307

Score by periods	1st	2nd	Total
Miami	30	37	67
Pitt	19	34	53

Last FG - UM 2nd-01:04, UP 2nd-01:38.  
 Largest lead - UM by 21 2nd-06:33, UP by 5 1st-13:55.  
 UM led for 30:31. UP led for 05:54. Game was tied for 03:33.

**Official Basketball Box Score -- Game Totals -- Final Statistics**  
**Miami vs Georgia Tech**  
1/3/18 9 p.m. at McCamish Pavilion, Atlanta, Ga.

**Miami 54 • 12-2, 1-1 ACC**

##	Player	Total			3-Ptr			Rebounds			PF	TP	A	TO	Blk	Stl	Min
		FG-FGA	FG-FGA	FT-FTA	FG-FGA	FG-FGA	FT-FTA	Off	Def	Tot							
20	Dewan Huell	f	4-7	0-0	5-6	4	4	8	1	13	1	1	2	0	32		
00	Ja'Quan Newton	g	3-7	0-0	0-0	1	0	1	1	6	3	4	0	1	26		
01	Dj Vasiljevic	g	1-4	1-4	0-0	0	1	1	3	0	2	0	0	0	23		
03	Anthony Lawrence	g	4-8	0-1	1-2	3	9	12	3	9	1	1	0	1	32		
11	Bruce Brown	g	4-12	1-3	0-0	2	7	9	3	9	2	4	4	3	37		
02	Chris Lykes	g	2-10	2-8	2-2	0	0	0	2	8	5	3	0	0	20		
04	Lonnie Walker	g	3-8	0-3	0-1	0	5	5	2	6	0	2	1	2	23		
14	Rodney Miller	g	0-0	0-0	0-0	0	0	0	0	0	0	0	0	0	1		
15	Ebuka Izundu	g	0-0	0-0	0-0	0	1	1	4	0	0	1	0	0	6		
	Team					0	2	2									
<b>Totals</b>			<b>21-56</b>	<b>4-19</b>	<b>8-11</b>	<b>10</b>	<b>29</b>	<b>39</b>	<b>18</b>	<b>54</b>	<b>12</b>	<b>18</b>	<b>7</b>	<b>7</b>	<b>200</b>		

FG % 1st Half: 13-28 46.4% 2nd half: 8-28 28.6% Game: 21-56 37.5%  
 3FG % 1st Half: 2-8 25.0% 2nd half: 2-11 18.2% Game: 4-19 21.1%  
 FT % 1st Half: 0-0 0.0% 2nd half: 8-11 72.7% Game: 8-11 72.7%

**Georgia Tech 64 • 7-7, 1-1 ACC**

##	Player	Total			3-Ptr			Rebounds			PF	TP	A	TO	Blk	Stl	Min
		FG-FGA	FG-FGA	FT-FTA	FG-FGA	FG-FGA	FT-FTA	Off	Def	Tot							
34	Gueye, Abdoulaye	f	2-5	0-0	1-2	2	5	7	5	5	1	1	0	1	24		
44	Lammers, Ben	c	3-11	0-1	2-3	0	8	8	2	8	2	0	2	3	39		
04	Alston, Brandon	g	2-5	0-2	1-2	1	0	1	1	5	2	1	0	1	29		
05	Okogie, Josh	g	10-23	1-5	9-12	3	6	9	0	30	1	1	1	3	39		
10	Alvarado, Jose	g	5-9	0-1	2-2	0	3	3	3	12	0	7	2	2	39		
01	Jackson, Tadic	g	1-6	0-1	2-2	1	5	6	1	4	2	1	0	3	28		
12	Wright, Moses	g	0-0	0-0	0-0	0	0	0	1	0	0	0	0	0	2		
	Team					3	1	4									
<b>Totals</b>			<b>23-59</b>	<b>1-10</b>	<b>17-23</b>	<b>10</b>	<b>28</b>	<b>38</b>	<b>13</b>	<b>64</b>	<b>8</b>	<b>11</b>	<b>5</b>	<b>13</b>	<b>200</b>		

FG % 1st Half: 11-30 36.7% 2nd half: 12-29 41.4% Game: 23-59 39.0%  
 3FG % 1st Half: 0-4 0.0% 2nd half: 1-6 16.7% Game: 1-10 10.0%  
 FT % 1st Half: 6-8 75.0% 2nd half: 11-15 73.3% Game: 17-23 73.9%

Officials: Jamie Luckie, Pat Driscoll, Jerry Heater

Technical fouls: Miami-TEAM. Georgia Tech-None.

Attendance: 5568

Coach's Box Warning: Miami (FL) at 13:06 2nd Half

Score by periods	1st	2nd	Total
Miami	28	26	54
Georgia Tech	28	36	64

Last FG - UM 2nd-00:35, GT 2nd-00:48.  
 Largest lead - UM by 9 1st-08:49, GT by 12 2nd-09:18.  
 UM led for 14:58, GT led for 18:03. Game was tied for 06:59.

Points	In	Off	2nd	Fast	Bench
UM	34	T/O	Chance	Break	14
GT	21	6	9	12	4

Score tied - 6 times.  
 Lead changed - 5 times.

**Official Basketball Box Score -- Game Totals -- Final Statistics**  
**Florida State vs Miami**  
01/07/18 6:00 pm at Coral Gables, Fla. (Watsco Center)

**Florida State 74 • 12-3 (1-2 ACC)**

##	Player	Total			3-Ptr			Rebounds			PF	TP	A	TO	Blk	Stl	Min
		FG-FGA	FG-FGA	FT-FTA	FG-FGA	FG-FGA	FT-FTA	Off	Def	Tot							
00	Cofer, Phil	f	5-13	1-5	0-0	1	3	4	3	11	0	2	0	1	32		
20	Obiagu, Ike	c	1-1	0-0	0-2	0	1	1	2	2	0	0	1	0	9		
02	Walker, CJ	g	0-5	0-3	0-0	1	4	5	1	0	2	1	0	1	15		
11	Angola, Braian	g	6-16	1-6	3-3	2	3	5	3	16	4	4	0	5	35		
04	Mann, Terance	g	3-7	1-2	3-4	1	3	4	3	10	1	1	0	0	25		
13	Forrest, Trent	g	2-7	0-3	8-10	2	3	5	0	12	3	1	0	2	30		
05	Savoy, PJ	g	1-2	1-2	0-0	0	0	0	0	3	0	0	0	0	2		
21	Koumadje, Christ	g	2-6	0-0	1-2	6	2	8	4	5	0	2	1	0	13		
23	Walker, MJ	g	3-8	1-3	0-0	0	0	0	5	7	0	0	0	1	19		
25	Kabengele, Mfondu	g	2-4	0-0	2-5	8	4	12	1	6	0	4	3	1	18		
40	Allen, Brandon	g	0-0	0-0	0-0	0	0	0	0	0	0	0	0	0	2		
	Team					0	0	0									
<b>Totals</b>			<b>25-69</b>	<b>5-24</b>	<b>17-26</b>	<b>21</b>	<b>23</b>	<b>44</b>	<b>22</b>	<b>74</b>	<b>10</b>	<b>15</b>	<b>5</b>	<b>11</b>	<b>200</b>		

FG % 1st Half: 11-33 33.3% 2nd half: 14-36 38.9% Game: 25-69 36.2%  
 3FG % 1st Half: 3-13 23.1% 2nd half: 2-11 18.2% Game: 5-24 20.8%  
 FT % 1st Half: 5-6 83.3% 2nd half: 12-20 60.0% Game: 17-26 65.4%

**Miami 80 • 13-2 (1-1 ACC)**

##	Player	Total			3-Ptr			Rebounds			PF	TP	A	TO	Blk	Stl	Min
		FG-FGA	FG-FGA	FT-FTA	FG-FGA	FG-FGA	FT-FTA	Off	Def	Tot							
20	Dewan Huell	f	8-12	0-1	4-7	2	6	8	3	20	1	1	2	0	34		
00	Ja'Quan Newton	g	0-1	0-0	0-0	0	0	0	2	0	4	1	0	0	17		
03	Anthony Lawrence	g	0-2	0-0	2-2	0	12	12	4	2	5	0	1	1			

## Official Basketball Box Score -- Game Totals -- Final Statistics

### Duke vs Miami

01/15/18 7:02 pm at Coral Gables, Fla. (Watsco Center)

#### Duke 83 • 16-2 (4-2 ACC)

##	Player	Total			3-Ptr			Rebounds			PF	TP	A	TO	Blk	Stl	Min
		FG	FGA	FT	FTA	FG	FGA	FT	FTA	Off							
01	Duval,Trevon	* 7-11	2-2	1-4	3	2	5	3	17	8	5	0	1	30			
02	Trent,Gary	* 9-14	6-9	6-8	0	5	2	30	1	4	1	0	39				
03	Allen,Grayson	* 2-9	1-6	0-0	0	4	4	1	5	3	4	0	38				
34	Carter,Wendell	* 7-11	1-3	0-2	2	12	14	3	15	3	3	4	2	34			
35	Bagley,Marvin	* 5-10	0-0	3-7	1	11	12	1	13	3	1	0	0	37			
14	Goldwire,Jordan	* 1-1	1-1	0-0	0	0	0	0	3	0	0	0	0	3			
15	O'Connell,Alex	* 0-0	0-0	0-0	0	1	1	0	0	0	0	0	0	9			
41	White,Jack	* 0-0	0-0	0-0	0	0	0	0	0	0	0	0	0	1			
50	Robinson,Justin	* 0-0	0-0	0-0	0	0	0	0	0	0	1	0	0	9			
Team					1	1	2										
Totals		31-56	11-21	10-21	7	36	43	10	83	18	19	5	8	200			

FG % 1st Half: 16-29 55.2% 2nd half: 15-27 55.6% Game: 31-56 55.4%  
 3FG % 1st Half: 6-12 50.0% 2nd half: 5-9 55.6% Game: 11-21 52.4%  
 FT % 1st Half: 4-6 66.7% 2nd half: 6-15 40.0% Game: 10-21 47.6%

#### Miami 75 • 13-4 (2-3 ACC)

##	Player	Total			3-Ptr			Rebounds			PF	TP	A	TO	Blk	Stl	Min
		FG	FGA	FT	FTA	FG	FGA	FT	FTA	Off							
00	Ja'Quan Newton	* 1-4	0-0	1-2	0	1	1	2	3	2	1	0	2	22			
03	Anthony Lawrence	* 5-9	3-5	0-0	0	7	7	2	13	1	2	2	5	36			
04	Lonnie Walker	* 6-17	5-8	2-2	0	2	2	2	19	2	0	0	4	33			
11	Bruce Brown	* 3-12	0-2	1-1	2	5	7	4	7	2	3	0	2	32			
20	Dewan Huell	* 8-16	0-1	2-3	7	6	13	3	18	1	3	0	0	32			
01	Dj Vasiljevic	* 0-3	0-3	0-0	0	2	2	1	0	0	0	0	0	6			
02	Chris Lykes	* 5-13	1-6	2-2	0	1	1	1	13	2	1	0	0	27			
15	Ebuka Izundu	* 1-4	0-0	0-0	2	1	3	1	2	0	1	0	0	12			
Team					2	0	2										
Totals		29-78	9-25	8-10	13	25	38	16	75	10	11	2	13	200			

FG % 1st Half: 16-38 42.1% 2nd half: 13-40 32.5% Game: 29-78 37.2%  
 3FG % 1st Half: 4-12 33.3% 2nd half: 5-13 38.5% Game: 9-25 36.0%  
 FT % 1st Half: 4-5 80.0% 2nd half: 4-5 80.0% Game: 8-10 80.0%

Officials: Michael Stephens, Jeffrey Anderson, Michael Roberts  
 Technical fouls: Duke-None. Miami-None.  
 Attendance: 7972

Score by periods	1st	2nd	Total
Duke	42	41	83
Miami	40	35	75

Points	In	Off	2nd	Fast	Bench
DU	38	15	12	6	3
UM	38	20	18	31	15

Last FG - DU 2nd-00:47, UM 2nd-00:15.  
 Largest lead - DU by 10 2nd-00:38, UM by 13 2nd-11:25.  
 DU led for 18:21. UM led for 18:19. Game was tied for 03:20.  
 Score tied - 6 times.  
 Lead changed - 12 times.

## Official Basketball Box Score -- Game Totals -- Final Statistics

### Miami vs NC State

01/21/18 12:00 p.m. at Raleigh, N.C. (PNC Arena)

#### Miami 86 • 14-4, 3-3 ACC

##	Player	Total			3-Ptr			Rebounds			PF	TP	A	TO	Blk	Stl	Min
		FG	FGA	FT	FTA	FG	FGA	FT	FTA	Off							
00	Ja'Quan Newton	* 2-6	0-0	1-2	0	0	0	1	5	7	1	0	2	28			
02	Chris Lykes	* 3-7	0-2	0-0	0	2	2	1	6	5	2	1	1	22			
03	Anthony Lawrence	* 5-8	3-4	2-3	1	2	3	2	15	4	2	0	1	32			
11	Bruce Brown	* 7-8	3-3	2-3	0	4	4	2	19	9	3	0	1	32			
20	Dewan Huell	* 4-9	0-0	0-0	0	2	2	3	8	0	1	1	1	21			
01	Dj Vasiljevic	* 2-7	2-6	0-0	0	4	4	0	6	0	0	0	0	15			
04	Lonnie Walker	* 4-7	2-4	2-2	1	2	2	12	1	0	0	2	30				
15	Ebuka Izundu	* 7-7	0-0	1-2	0	3	3	5	15	0	1	0	0	19			
21	Sam Waardenburg	* 0-0	0-0	0-0	0	0	0	0	0	0	0	0	1	1			
Team					3	1	4										
Totals		34-59	10-19	8-12	5	19	24	16	86	26	10	2	9	200			

FG % 1st Half: 13-24 54.2% 2nd half: 21-35 60.0% Game: 34-59 57.6%  
 3FG % 1st Half: 4-8 50.0% 2nd half: 6-11 54.5% Game: 10-19 52.6%  
 FT % 1st Half: 6-10 60.0% 2nd half: 2-2 100.0% Game: 8-12 66.7%

Officials: Roger Ayers, Ron Groover, Earl Walton  
 Technical fouls: Miami-None. NC State-None.  
 Attendance: 17265  
 Fouled out: Miami: #15 Izundu, E. at 1:42 in 2nd half

##	Player	Total			3-Ptr			Rebounds			PF	TP	A	TO	Blk	Stl	Min
		FG	FGA	FT	FTA	FG	FGA	FT	FTA	Off							
00	ABU,Abdul-Malik	* 0-0	0-0	0-0	0	0	0	3	0	0	0	0	0	5			
02	DORN,Torin	* 4-9	0-3	5-5	1	3	4	0	13	1	2	0	0	31			
10	BEVERLY,Braxton	* 4-7	2-4	0-0	2	2	4	0	10	2	2	0	1	32			
11	JOHNSON,Markell	* 0-4	0-1	0-0	0	3	3	2	0	14	6	1	0	31			
14	YURTSEVEN,Omur	* 12-16	0-1	4-7	3	3	6	3	28	0	2	2	0	33			
01	FREEMAN,Lennard	* 3-3	0-0	0-0	0	3	3	1	6	0	0	0	0	15			
03	BATTS,Lavar	* 2-5	0-0	1-1	1	1	2	1	5	2	0	0	2	15			
12	FREEMAN,Allerik	* 4-10	3-6	2-3	0	2	2	13	3	2	0	1	27				
15	HUNT,Sam	* 2-3	2-3	0-0	0	2	2	0	6	0	1	0	0	11			
Team					2	1	3										
Totals		31-57	7-18	12-16	9	20	29	12	81	22	15	3	4	200			

FG % 1st Half: 14-30 46.7% 2nd half: 17-27 63.0% Game: 31-57 54.4%  
 3FG % 1st Half: 4-11 36.4% 2nd half: 3-7 42.9% Game: 7-18 38.9%  
 FT % 1st Half: 0-0 0.0% 2nd half: 12-16 75.0% Game: 12-16 75.0%

Officials: Roger Ayers, Ron Groover, Earl Walton  
 Technical fouls: Miami-None. NC State-None.  
 Attendance: 17265  
 Fouled out: Miami: #15 Izundu, E. at 1:42 in 2nd half

Score by periods	1st	2nd	Total
Miami	36	50	86
NC State	32	49	81

Points	In	Off	2nd	Fast	Bench
UM	42	18	3	13	33
ST	32	12	10	9	30

Last FG - UM 2nd-00:22, ST 2nd-00:51.  
 Largest lead - UM by 12 2nd-06:11, ST by 2 1st-19:46.  
 UM led for 37:25. ST led for 00:29. Game was tied for 02:06.  
 Score tied - 2 times.  
 Lead changed - 1 time.

## Official Basketball Box Score -- Game Totals -- Final Statistics

### Louisville vs Miami

01/24/18 8:02 pm at Coral Gables, Fla. (Watsco Center)

#### Louisville 75 • 15-5 (5-2 ACC)

##	Player	Total			3-Ptr			Rebounds			PF	TP	A	TO	Blk	Stl	Min
		FG	FGA	FT	FTA	FG	FGA	FT	FTA	Off							
00	V.J. King	* 2-5	0-1	0-0	0	2	2	2	4	0	1	0	0	13			
04	Quentin Snider	* 6-15	2-7	4-4	0	3	3	2	18	3	2	1	0	43			
05	Malik Williams	* 3-5	1-3	0-0	3	0	3	3	7	0	0	0	2	12			
13	Ray Spalding	* 4-7	0-0	1-5	5	8	13	3	9	1	2	5	2	34			
22	Deng Adel	* 4-16	1-5	4-7	1	4	5	4	13	0	0	1	1	41			
02	Darius Perry	* 0-0	0-0	0-0	0	1	1	1	0	0	1	0	0	1			
14	Anas Mahmoud	* 6-8	0-0	3-4	1	4	5	2	15	2	2	4	1	35			
24	Dwayne Sutton	* 1-3	0-1	0-0	1	2	3	3	2	0	0	0	0	12			
30	Ryan McMahon	* 1-6	1-5	2-3	0	0	0	1	5	2	3	0	2	27			
33	Jordan Nwora	* 0-0	0-0	2-2	0	0	0	1	2	0	0	0	0	7			
Team					1	2	3										
Totals		27-65	5-22	16-25	12	26	38	22	75	8	11	10	9	225			

FG % 1st Half: 14-29 48.3% 2nd half: 13-31 41.9% OT: 0-5 0.0% Game: 27-65 41.5%  
 3FG % 1st Half: 4-12 33.3% 2nd half: 1-9 11.1% OT: 0-1 0.0% Game: 5-22 22.7%  
 FT % 1st Half: 6-9 66.7% 2nd half: 4-8 50.0% OT: 6-8 75.0% Game: 16-25 64.0%

#### Miami 78 • 15-4 (4-3 ACC)

##	Player	Total			3-Ptr			Rebounds			PF	TP	A	TO	Blk	Stl	Min
		FG	FGA	FT	FTA	FG	FGA	FT	FTA	Off							
00	Ja'Quan Newton	* 2-10	0-1	8-10	3	4	7	4	12	2	1	0	1	29			
03	Anthony Lawrence	* 1-7	0-1	0-0	2	4	6	4	2	1	2	2	1	34			
04	Lonnie Walker	* 9-18	4-9	3-3	0	4	4	3	25	3	1	1	2	40			
11	Bruce Brown	* 2-10	0-4	4-8	4	7	11	3	8	2	3	3	3	38			
20	Dewan Huell	* 7-10	0-0	4-5	5	7	12	1	18	0	4	0	0	35			
01	Dj Vasiljevic	* 0-1	0-0	0-0	0	0	0	1	0	0	0	0	0	6			
02	Chris Lykes	* 2-6	2-6	3-5	0	0	1	1	9	4	0	0	1	20			
15	Ebuka Izundu	* 1-2	0-0	0-0													



**Official Basketball Box Score -- Game Totals -- Final Statistics**  
**Pitt vs Miami**  
**01/31/18 7:05 pm at Coral Gables, Fla. (Watsco Center)**

**Pitt 57 • 8-15 (0-10 ACC)**

#	Player	Total			3-Ptr			Rebounds			PF	TP	A	TO	Blk	Stl	Min
		FG-FGA	FG-FGA	FT-FTA	FG-FGA	FG-FGA	FT-FTA	Off	Def	Tot							
00	Jared Wilson-Frame *	6-13	5-11	0-0	0	2	2	4	17	2	2	0	0	0	0	28	
01	Parker Stewart *	3-12	3-11	2-2	2	2	4	1	11	2	2	0	0	0	32		
05	Marcus Carr *	6-12	2-5	0-0	0	1	1	4	14	7	2	0	0	0	36		
13	Khameron Davis *	0-1	0-1	0-0	0	7	7	1	0	1	1	0	0	0	20		
15	Kene Chukwuka *	0-1	0-1	0-0	1	1	2	2	0	2	0	0	0	0	19		
02	Jonathan Milligan	0-2	0-1	0-0	0	0	0	1	0	0	1	0	0	0	11		
21	Terrell Brown	3-4	0-0	1-1	0	1	1	5	7	1	2	2	0	0	16		
23	Shamiel Stevenson	4-8	0-0	0-0	1	3	4	1	8	1	1	0	2	0	30		
33	Monty Boykins	0-0	0-0	0-0	0	0	0	0	0	0	0	0	0	0	3		
42	Peace Ilegomah	0-0	0-0	0-0	0	2	2	0	0	0	0	0	1	1	5		
	Team				0	1	1										
	<b>Totals</b>	<b>22-53</b>	<b>10-30</b>	<b>3-3</b>	<b>4</b>	<b>20</b>	<b>24</b>	<b>19</b>	<b>57</b>	<b>16</b>	<b>11</b>	<b>2</b>	<b>3</b>	<b>3</b>	<b>200</b>		

FG % 1st Half: 10-23 43.5% 2nd half: 12-30 40.0% Game: 22-53 41.5% Deadball Rebounds 1  
 3FG % 1st Half: 5-12 41.7% 2nd half: 5-18 27.8% Game: 10-30 33.3%  
 FT % 1st Half: 0-0 0.0% 2nd half: 3-3 100.0% Game: 3-3 100.0%

**Miami 69 • 16-5 (5-4 ACC)**

#	Player	Total			3-Ptr			Rebounds			PF	TP	A	TO	Blk	Stl	Min
		FG-FGA	FG-FGA	FT-FTA	FG-FGA	FG-FGA	FT-FTA	Off	Def	Tot							
01	DJ Vasiljevic *	3-7	2-5	0-1	2	1	3	1	8	0	0	0	1	0	1	26	
02	Chris Lykes *	3-10	2-6	5-8	0	3	3	2	13	5	2	0	0	0	33		
03	Anthony Lawrence *	5-11	0-1	0-0	2	8	10	2	10	3	0	0	2	0	32		
04	Lonnie Walker *	4-10	2-8	6-6	0	5	5	1	16	3	2	0	0	0	37		
20	Dewan Huell *	4-7	0-0	3-4	3	3	6	0	11	1	1	0	0	0	30		
00	Ja'Quan Newton	1-4	0-1	1-2	0	2	2	3	3	2	1	0	0	0	15		
15	Ebuka Izundu	2-3	0-0	0-0	2	2	4	1	4	0	0	1	0	0	12		
21	Sam Waardenburg	1-3	0-1	2-2	3	1	4	1	4	1	2	0	0	0	15		
	Team				1	1	2										
	<b>Totals</b>	<b>23-55</b>	<b>6-22</b>	<b>17-23</b>	<b>13</b>	<b>26</b>	<b>39</b>	<b>11</b>	<b>69</b>	<b>15</b>	<b>8</b>	<b>1</b>	<b>3</b>	<b>3</b>	<b>200</b>		

FG % 1st Half: 13-31 41.9% 2nd half: 10-24 41.7% Game: 23-55 41.8% Deadball Rebounds 5  
 3FG % 1st Half: 4-12 33.3% 2nd half: 2-10 20.0% Game: 6-22 27.3%  
 FT % 1st Half: 4-7 57.1% 2nd half: 13-16 81.3% Game: 17-23 73.9%

Officials: Jamie Luckie, Brent Hampton, Doug Simmons  
 Technical fouls: Pitt-None. Miami-Ja'Quan Newton.  
 Attendance: 7169

Score by periods	1st	2nd	Total
Pitt	25	32	57
Miami	34	35	69

Points	In Paint	Off T/O	2nd Chance	Fast Break	Bench
UP	24	13	3	0	15
UM	32	16	6	10	11

Last FG - UP 2nd-01:04, UM 2nd-01:15.  
 Largest lead - UP by 1 2nd-10:43, UM by 15 1st-05:35.  
 UP led for 00:44, UM led for 37:33. Game was tied for 01:43.

Score tied - 2 times.  
 Lead changed - 2 times.



# 11 BRUCE BROWN JR.

So. • 6-5 • 205 • Guard  
Boston, Mass.  
Vermont Academy

### PRESEASON HONORS

- Preseason All-ACC Second Team
- Preseason ESPN Third-Team All-American
- Wooden Award Preseason Top 50
- Citizen Naimsmith Trophy Watch List
- Julius Erving Small Forward of Year Award Watch List
- Lute Olson National Player of Year Award Watch List
- Oscar Robertson Trophy Watch List

### 2017-18 HIGHLIGHTS

- Currently out with left-foot injury, suffered in practice on Jan. 29; missed Pitt game, had surgery Feb. 1 and will be out approximately six weeks
- Ranks 12th in ACC in rebounds at 7.1 per game (second among guards); also leads team in assists and steals
- Recorded second career triple-double in season opener vs. Gardner-Webb (10 points, 11 rebounds, 10 assists)
- Triple-double was third in program history and 31st in ACC history (sixth player in league history with two career triple-doubles)

- Had 14 points, seven rebounds, four assists, three steals in win over North Florida (11/25)
- Posted 16 points, nine rebounds, five assists and no turnovers in win at No. 12 Minnesota (11/29)
- Scored 14 of his 17 points in the first half in win against Princeton (12/2)
- Missed Boston U. game with left hand injury; returned for GW game
- Averaged 12.3 points, 6.0 rebounds and 4.0 assists in Diamond Head Classic; scored season-high 20 points against Middle Tennessee
- Had 11 points and five boards in ACC opener at Pitt (12/30)
- Recorded nine points, nine rebounds, career-high four blocks and three steals at Georgia Tech (1/3)
- Tallied 23 points, including career-best 12-of-14 effort at free-throw line, in win over Florida State (1/7)
- Scored 19 points and dished out nine assists in win at NC State (1/21)

### 2017-18 GAME-BY-GAME

	GS	Min	FG	Pct	3FG	Pct	FT	Pct	O-D-T	Avg	PF	FO	A	TO	Blk	Stl	Pts	Avg
Gard-Webb	*	31	5-9	.556	0-2	.000	0-3	.000	1-10-11	11.0	2	0	10	1	0	1	10	10.0
Navy	*	31	1-10	.100	0-3	.000	1-2	.500	1-5-6	8.5	1	0	6	3	1	0	3	6.5
Florida A&M	*	32	6-10	.600	2-4	.500	1-4	.250	1-7-8	8.3	2	0	4	2	0	2	15	9.3
vs. La Salle	*	33	2-9	.222	1-2	.500	2-4	.500	0-11-11	9.0	2	0	3	3	1	0	7	8.8
N. Florida	*	32	7-14	.500	0-2	.000	0-0	.000	1-6-7	8.6	2	0	4	1	0	3	14	9.8
at Minnesota	*	37	6-11	.545	2-4	.500	2-2	1.000	3-6-9	8.7	1	0	5	0	0	1	16	10.8
vs. Princeton	*	30	6-8	.750	4-5	.800	1-1	1.000	2-6-8	8.6	1	0	3	2	1	0	17	11.7
Boston U.																		
at GW	*	38	1-6	.167	0-3	.000	1-2	.500	1-2-3	7.9	2	0	3	1	0	3	3	10.6
at Hawai'i	*	32	1-4	.250	1-2	.500	1-2	.500	0-5-5	7.6	4	0	8	2	0	0	4	9.9
vs NMSU	*	32	3-10	.300	0-4	.000	7-9	.778	2-5-7	7.5	1	0	1	2	0	0	13	10.2
vs MTSU	*	39	8-16	.500	0-5	.000	4-7	.571	0-6-6	7.4	2	0	3	4	1	2	20	11.1
at Pitt	*	33	5-9	.556	0-2	.000	1-2	.500	2-3-5	7.2	2	0	3	2	1	1	11	11.1
at Ga. Tech	*	37	4-12	.333	1-3	.333	0-0	.000	2-7-9	7.3	3	0	2	4	4	3	9	10.9
FSU	*	36	5-8	.625	1-2	.500	12-14	.857	0-4-4	7.1	2	0	2	3	0	1	23	11.8
at Clemson	*	33	1-8	.125	0-3	.000	2-4	.500	3-4-7	7.1	5	1	1	2	2	2	4	11.3
Duke	*	32	3-12	.250	0-2	.000	1-1	1.000	2-5-7	7.1	4	0	2	3	0	2	7	11.0
at NC State	*	32	7-8	.875	3-3	1.000	2-3	.667	0-4-4	6.9	2	0	9	3	0	1	19	11.5
Louisville	*	38	2-10	.200	0-4	.000	4-8	.500	4-7-11	7.1	3	0	2	3	3	3	8	11.3
at FSU	*	32	5-14	.357	1-5	.200	2-2	1.000	0-7-7	7.1	2	0	5	2	1	0	13	11.4
Pittsburgh																		
at Va. Tech																		
Wake Forest																		
at BC																		
Virginia																		
Syracuse																		
at ND																		
BC																		
at UNC																		
Va. Tech																		

### 2016-17

Opponent	P	R	A
WCU	7	8	5
at N. Florida	7	6	2
Penn	15	5	1
vs Stanford	10	6	2
vs Iowa State	2	7	2
vs Florida	15	4	1
Rutgers	11	9	2
vs Wofford	12	5	1
SC State	11	11	10
FAU	14	8	6
GW	14	12	2
Columbia	8	6	5
NC State	17	8	4
at Syracuse	9	7	2
Notre Dame	7	9	1
at Pittsburgh	17	6	3
at Wake Forest	9	3	1
at Duke	15	5	6
Boston Coll.	12	6	4
North Carolina	30	4	5
Florida State	17	5	1
at NC State	7	2	6
Virginia Tech	2	5	4
at Louisville	12	7	4
Georgia Tech	8	3	5
Clemson	9	5	5
at Virginia	14	3	0
Duke	25	4	4
at Va Tech	8	3	5
vs Florida St.	10	0	1
vs Syracuse	5	5	1
vs UNC	21	7	1
vs Michigan St.	11	2	4

### SEASON/CAREER HIGHS

<b>Points</b>	Season: 23	Florida State, 1/7/18
Career: 30	North Carolina, 1/28/17	
ACC: 30	North Carolina, 1/28/17	
<b>Rebounds</b>	Season: 11	2x, last vs. La Salle, 11/22/17
Career: 12	George Washington, 12/22/16	
ACC: 9	Notre Dame, 1/12/17	
<b>Assists</b>	Season: 10	Gardner-Webb, 11/10/17
Career: 10	2x, last vs. Gard.-Webb, 11/10/17	
ACC: 9	at NC State, 1/18/18	
<b>Steals</b>	Season: 3	3x, last at Ga. Tech, 1/3/18
Career: 3	8x, last at Ga. Tech, 1/3/18	
ACC: 3	NC State, 12/31/16	
<b>Blocked Shots</b>	Season: 4	at Georgia Tech, 1/3/18
Career: 4	at Georgia Tech, 1/3/18	
ACC: 4	at Georgia Tech, 1/3/18	
<b>Field Goals</b>	Season: 8	Middle Tennessee, 12/25/17
Career: 11	Duke, 2/25/17	
ACC: 11	Duke, 2/25/17	
<b>Field-Goal Attempts</b>	Season: 16	Middle Tennessee, 12/25/17
Career: 18	Duke, 2/25/17	
ACC: 18	Duke, 2/25/17	
<b>Free Throws</b>	Season: 12	Florida State, 1/7/18
Career: 12	Florida State, 1/7/18	
ACC: 12	Florida State, 1/7/18	
<b>Free-Throw Attempts</b>	Season: 14	Florida State, 1/7/18
Career: 14	Florida State, 1/7/18	
ACC: 14	Florida State, 1/7/18	
<b>3-Point Field Goals</b>	Season: 4	Princeton, 12/2/17
Career: 4	North Carolina, 1/28/17	
ACC: 4	North Carolina, 1/28/17	
<b>3-Point Field-Goal Attempts</b>	Season: 5	2x, last vs. MTSU, 12/25/17
Career: 6	North Carolina, 1/28/17	
ACC: 6	North Carolina, 1/28/17	
<b>Minutes</b>	Season: 39	Middle Tennessee, 12/25/17
Career: 44	at Virginia, 2/20/17	
ACC: 44	at Virginia, 2/20/17	

### CAREER TRIPLE-DOUBLES


10p, 11r, 10a vs. Gardner-Webb, 11/10/17  
11p, 11r, 10a vs. South Carolina State, 12/6/16

### CAREER DOUBLE-DOUBLES

10p, 11r, 10a vs. Gardner-Webb, 11/10/17  
14p, 12r vs. George Washington, 12/22/16  
11p, 11r, 10a vs. South Carolina State, 12/6/16

### CAREER STATISTICS

Season	GP	GS	Min.	Avg.	3-Point			Free Throws			Rebounds				Scoring										
					FG	FGA	Pct.	FT	FTA	Pct.	Off.	Def.	Tot.	Avg.	PF	FO	Ast.	TO	Blk	Stl	Pts.	Avg.			
2016-17	33	29	1053	31.9	134	292	.459	33	95	.347	90	121	.744	48	138	186	5.6	83	2	106	67	18	49	391	11.8
2017-18	19	19	640	33.7	78	188	.415	16	60	.267	44	70	.629	25	110	135	7.1	43	1	76	43	15	25	216	11.4
<b>TOTAL</b>	<b>52</b>	<b>48</b>	<b>1693</b>	<b>32.6</b>	<b>212</b>	<b>480</b>	<b>.442</b>	<b>49</b>	<b>155</b>	<b>.316</b>	<b>134</b>	<b>191</b>	<b>.702</b>	<b>73</b>	<b>248</b>	<b>321</b>	<b>6.2</b>	<b>126</b>	<b>3</b>	<b>182</b>	<b>110</b>	<b>33</b>	<b>74</b>	<b>607</b>	<b>11.7</b>



# 20 DEWAN HUELL

So. • 6-11 • 236 • Forward

Miami, Fla.

Miami Norland HS

### 2017-18 HIGHLIGHTS

- Third in ACC, 19th nationally in field-goal percentage (.613)
- Ranks 16th in ACC in rebounding (6.9)
- Ranks sixth in conference in FG pct. (.548) and 10th in rebounding (7.7) in ACC play
- Scored in double figures in 16 of 21 games, including three 20-plus point efforts
- Has led Miami in scoring six times
- Tied for team lead with 14 points in season opener
- Recorded first career double-double against Navy (11/12) with 14 points and 10 rebounds
- Recorded 16 points (8-10 FG) in win vs. La Salle (11/22)
- Had huge game at No. 12 Minnesota, with career-high 23 points (15 in second half) (11/29)
- Recorded second double-double with 15 points, 12 rebounds at GW (12/16)

- Named to Diamond Head Classic All-Tournament Team; averaged 15.7 points, 6.0 rebounds and 1.7 blocks in tournament
- Scored 21 points against Middle Tennessee, hitting 7-of-8 from field and 7-of-8 from free-throw line (12/25)
- Recorded team-high 13 points as well as seven rebounds at Georgia Tech (1/3)
- Scored 20 points with eight boards against Florida State (1/7)
- Picked up third career double-double with 18 points, career-high 13 rebounds vs. Duke (1/15)
- Had double-double in OT win over Louisville: 18 points, 12 rebounds (1/24)

### 2017-18 GAME-BY-GAME

	GS	Min	FG	Pct	3FG	Pct	FT	Pct	O-D-T	Avg	PF	FO	A	TO	Blk	Stl	Pts	Avg
Gard-Webb	*	18	6-9	.667	0-0	.000	2-3	.667	2-6-8	8.0	1	0	2	3	2	1	14	14.0
Navy	*	22	6-8	.750	0-0	.000	2-3	.667	3-7-10	9.0	2	0	1	1	1	1	14	14.0
Florida A&M	*	24	4-6	.667	0-0	.000	2-2	1.000	1-4-5	7.7	1	0	0	1	1	2	10	12.7
vs. La Salle	*	26	8-10	.800	0-1	.000	0-0	.000	2-5-7	7.5	3	0	0	1	1	0	16	13.5
N. Florida	*	23	4-6	.667	0-0	.000	5-7	.714	1-5-6	7.2	2	0	0	3	0	0	13	13.4
at Minnesota	*	27	10-16	.625	0-0	.000	3-5	.600	1-1-2	6.3	3	0	0	0	1	0	23	15.0
vs. Princeton	*	15	3-7	.429	0-0	.000	3-4	.750	1-0-1	5.6	3	0	0	2	0	1	9	14.1
Boston U.	*	20	2-4	.500	0-0	.000	2-4	.500	2-4-6	5.6	1	0	1	0	3	0	6	13.1
at GW	*	31	7-12	.583	0-0	.000	1-2	.500	3-9-12	6.3	1	0	0	1	1	0	15	13.3
at Hawai'i	*	31	7-10	.700	0-0	.000	2-2	1.000	1-5-6	6.3	2	0	0	1	2	1	16	13.6
vs NMSU	*	27	4-6	.667	0-0	.000	2-4	.500	3-6-9	6.5	3	0	1	0	2	0	10	13.3
vs MTSU	*	32	7-8	.875	0-0	.000	7-8	.875	0-3-3	6.3	2	0	0	0	1	0	21	13.9
at Pitt	*	21	4-7	.571	0-0	.000	0-0	.000	2-5-7	6.3	0	0	0	1	1	1	8	13.5
at Ga. Tech	*	32	4-7	.571	0-0	.000	5-6	.833	4-4-8	6.4	1	0	1	1	2	0	13	13.4
FSU	*	34	8-12	.667	0-1	.000	4-7	.571	2-6-8	6.5	3	0	1	1	2	0	20	13.9
at Clemson	*	30	4-9	.444	0-0	.000	2-4	.667	3-4-7	6.6	3	0	2	0	1	2	10	13.6
Duke	*	32	8-16	.500	0-1	.000	2-3	.667	7-6-13	6.9	3	0	1	3	0	0	18	13.9
at NC State	*	21	4-9	.444	0-0	.000	0-0	.000	0-2-2	6.7	3	0	0	1	1	1	8	13.6
Louisville	*	35	7-10	.700	0-0	.000	4-5	.800	5-7-12	6.9	1	0	0	4	0	0	18	13.8
at FSU	*	36	3-7	.429	0-0	.000	2-2	1.000	3-3-6	6.9	2	0	0	2	0	2	8	13.5
Pittsburgh	*	30	4-7	.571	0-0	.000	3-4	.750	3-3-6	6.9	0	0	1	1	0	0	11	13.4
at Va. Tech																		
Wake Forest																		
at BC																		
Virginia																		
Syracuse																		
at ND																		
BC																		
at UNC																		
Va. Tech																		

### 2016-17

Opponent	P	R	A
WCU	13	7	1
at N. Florida	15	8	0
Penn	11	5	0
vs Stanford	3	3	0
vs Iowa State	5	6	0
vs Florida	10	6	1
Rutgers	14	7	0
vs Wofford	2	1	0
SC State	5	3	0
FAU	9	10	0
GW	2	1	0
Columbia	4	1	0
NC State	0	0	1
at Syracuse	6	3	1
Notre Dame	2	0	0
at Pittsburgh	4	3	0
at Wake Forest	9	8	0
at Duke	7	3	0
Boston Coll.	8	3	1
North Carolina	5	1	0
Florida State	7	1	0
at NC State	3	2	0
Virginia Tech	3	5	0
at Louisville	4	3	1
Georgia Tech	13	2	0
Clemson	6	1	0
at Virginia	1	1	0
Duke	2	1	0
at Va Tech	0	1	0
vs Florida St.	5	2	0
vs Syracuse	DNP		
vs UNC	1	1	0
vs Michigan St.	8	0	0

### SEASON/CAREER HIGHS

- Points**  
 Season: 23 at Minnesota, 11/29/17  
 Career: 23 at Minnesota, 11/29/17  
 ACC: 20 Florida State, 1/7/18
- Rebounds**  
 Season: 13 Duke, 1/15/18  
 Career: 13 Duke, 1/15/18  
 ACC: 13 Duke, 1/15/18
- Assists**  
 Season: 2 2x, last at Clemson, 1/13/18  
 Career: 2 2x, last at Clemson, 1/13/18  
 ACC: 2 at Clemson, 1/13/18
- Steals**  
 Season: 2 3x, last at Florida St., 1/27/18  
 Career: 2 4x, last at Florida St., 1/27/18  
 ACC: 2 2x, last at Florida St., 1/27/18
- Blocked Shots**  
 Season: 3 2x, last vs. Boston U., 12/5/17  
 Career: 3 2x, last vs. Boston U., 12/5/17  
 ACC: 3 Virginia Tech, 2/8/17
- Field Goals**  
 Season: 10 at Minnesota, 11/29/17  
 Career: 10 at Minnesota, 11/29/17  
 ACC: 8 2x, last vs. Duke, 1/15/18
- Field-Goal Attempts**  
 Season: 16 2x, last vs. Duke, 1/15/18  
 Career: 16 2x, last vs. Duke, 1/15/18  
 ACC: 16 Duke, 1/15/18
- Free Throws**  
 Season: 7 Middle Tennessee, 12/25/17  
 Career: 7 Middle Tennessee, 12/25/17  
 ACC: 5 2x, last at Georgia Tech, 1/3/18
- Free-Throw Attempts**  
 Season: 8 Middle Tennessee, 12/25/17  
 Career: 8 Middle Tennessee, 12/25/17  
 ACC: 7 Florida State, 1/7/18
- 3-Point Field Goals**  
 Season: -  
 Career: -  
 ACC: -
- 3-Point Field-Goal Attempts**  
 Season: 1 3x, last vs. Duke, 1/15/18  
 Career: 1 5x, last vs. Duke, 1/15/18  
 ACC: 1 4x, last vs. Duke, 1/15/18
- Minutes**  
 Season: 36 at Florida State, 1/27/18  
 Career: 36 at Florida State, 1/27/18  
 ACC: 36 at Florida State, 1/27/18

### CAREER DOUBLE-DOUBLES

- 15p, 12r at George Washington, 12/16/17
- 14p, 10r vs. Navy, 11/12/17
- 18p, 13r vs. Duke, 1/15/18
- 18p, 12r vs. Louisville, 1/24/18

### CAREER STATISTICS

Season	GP	GS	Min.	Avg.	3-Point			Free Throws			Rebounds			Scoring											
					FG	FGA	Pct.	FT	FTA	Pct.	Off.	Def.	Tot.	Avg.	PF	FO	Ast.	TO	Blk	Stl	Pts.	Avg.			
2016-17	32	15	557	17.4	77	145	.531	0	2	.000	33	51	.647	45	54	99	3.1	61	0	6	30	25	13	187	5.8
2017-18	21	21	567	27.0	114	186	.613	0	3	.000	53	74	.716	49	95	144	6.9	40	0	11	27	22	12	281	13.4
<b>TOTAL</b>	<b>53</b>	<b>36</b>	<b>1124</b>	<b>21.2</b>	<b>191</b>	<b>331</b>	<b>.577</b>	<b>0</b>	<b>5</b>	<b>.000</b>	<b>86</b>	<b>125</b>	<b>.688</b>	<b>94</b>	<b>149</b>	<b>243</b>	<b>4.6</b>	<b>101</b>	<b>0</b>	<b>17</b>	<b>57</b>	<b>47</b>	<b>25</b>	<b>468</b>	<b>8.8</b>



# 15 EBUKA IZUNDU

Jr. • 6-10 • 235 • Center  
Charlotte, N.C. / Lagos, Nigeria  
Victory Christian Center

### 2017-18 HIGHLIGHTS

- Recorded first college double-double in season opener, scoring 14 points and grabbing career-high 10 boards
- Scored seven points and added a pair of blocks in win at Hawai'i (12/23)
- Scored four points, with five rebounds and two blocks at Pitt (12/30)
- Went 7-for-7 from field and scored 15 points in win at NC State (1/21)

### SEASON/CAREER HIGHS

<b>Points</b>		
Season:	15	at NC State, 1/21/18
Career:	16	at NC State, 2/4/17
ACC:	16	at NC State, 2/4/17
<b>Rebounds</b>		
Season:	10	Gardner-Webb, 11/10/17
Career:	10	Gardner-Webb, 11/10/17
ACC:	7	NC State, 12/31/16
<b>Assists</b>		
Season:	2	Navy, 11/12/17
Career:	2	Navy, 11/12/17
ACC:	1	6x, last at Pitt, 12/30/17
<b>Steals</b>		
Season:	1	4x, last at GW, 12/16/17
Career:	1	14x, last at GW, 12/16/17
ACC:	1	5x, last vs. Duke, 2/25/17
<b>Blocked Shots</b>		
Season:	3	Florida A&M, 11/16/17
Career:	3	4x, last vs. Florida A&M, 11/16/17
ACC:	3	Notre Dame, 1/12/17
<b>Field Goals</b>		
Season:	7	at NC State, 1/21/18
Career:	7	at NC State, 1/21/18
ACC:	7	at NC State, 1/21/18
<b>Field-Goal Attempts</b>		
Season:	7	2x, last at NC State, 1/21/18
Career:	10	Clemson, 2/18/17
ACC:	10	Clemson, 2/18/17
<b>Free Throws</b>		
Season:	2	2x, last vs. Navy, 11/12/17
Career:	5	vs. Mississippi State, 11/19/15
ACC:	4	2x, last at NC State, 2/4/17
<b>Free-Throw Attempts</b>		
Season:	4	Gardner-Webb, 11/10/17
Career:	7	vs. Mississippi State, 11/19/15
ACC:	6	at North Carolina, 2/20/16
<b>Minutes</b>		
Season:	22	Gardner-Webb, 11/10/17
Career:	27	at NC State, 2/4/17
ACC:	27	at NC State, 2/4/17

### CAREER DOUBLE-DOUBLES

14p, 10r vs. Gardner-Webb, 11/10/17

### 2017-18 GAME-BY-GAME

	GS	Min	FG	Pct	3FG	Pct	FT	Pct	O-D-T	Avg	PF	FO	A	TO	Blk	Stl	Pts	Avg
Gard-Webb	22	6-7	.857	0-0	.000	2-4	.500	2-8-10	10.0	4	0	1	1	1	0	14	14.0	
Navy	19	5-6	.833	0-0	.000	2-3	.667	3-1-4	7.0	2	0	2	2	2	1	12	13.0	
Florida A&M	21	2-4	.500	0-0	.000	0-2	.000	4-2-6	6.7	0	0	0	1	3	0	4	10.0	
vs. La Salle	12	1-1	1.000	0-0	.000	1-1	1.000	1-1-2	5.5	4	0	0	2	0	1	3	8.3	
N. Florida	11	2-2	1.000	0-0	.000	1-2	.500	2-5-7	5.8	0	0	0	3	0	0	5	7.6	
at Minnesota	13	0-0	.000	0-0	.000	0-0	.000	2-1-3	5.3	3	0	1	1	2	0	0	6.3	
vs. Princeton	20	3-4	.750	0-0	.000	0-0	.000	2-2-4	5.1	3	0	0	1	0	0	6	6.3	
Boston U.	19	0-1	.000	0-0	.000	0-2	.000	3-2-5	5.1	4	0	0	1	0	1	0	5.5	
at GW	14	1-2	.500	0-0	.000	0-0	.000	3-0-3	4.9	1	0	0	0	1	1	2	5.1	
at Hawai'i	11	3-6	.500	0-0	.000	1-2	.500	2-1-3	4.7	1	0	0	0	2	0	7	5.3	
vs NMSU	17	2-4	.500	0-0	.000	0-0	.000	0-3-3	4.5	2	0	0	2	0	1	4	5.2	
vs MTSU	8	1-2	.500	0-0	.000	0-0	.000	1-1-2	4.3	3	0	0	2	0	0	2	4.9	
at Pitt	17	2-4	.500	0-0	.000	0-0	.000	2-3-5	4.4	1	0	1	0	2	0	4	4.8	
at Ga. Tech	6	0-0	.000	0-0	.000	0-0	.000	0-1-1	4.1	4	0	0	1	0	0	0	4.5	
FSU	14	2-3	.667	0-0	.000	0-0	.000	0-1-1	3.9	4	0	0	1	0	0	4	4.5	
at Clemson	13	0-0	.000	0-0	.000	0-0	.000	1-2-3	3.9	2	0	0	0	0	1	0	4.2	
Duke	12	1-4	.250	0-0	.000	0-0	.000	2-1-3	3.8	1	0	0	1	0	0	2	4.1	
at NC State	19	7-7	1.000	0-0	.000	1-2	.500	0-3-3	3.8	5	1	0	1	0	0	15	4.7	
Louisville	10	1-2	.500	0-0	.000	0-0	.000	0-1-1	3.6	2	0	0	1	0	0	2	4.5	
at FSU	9	1-1	1.000	0-0	.000	0-0	.000	0-0-0	3.5	3	0	0	0	1	0	2	4.4	
Pittsburgh	12	2-3	.667	0-0	.000	0-0	.000	2-2-4	3.5	1	0	0	0	1	0	4	4.4	
at Va. Tech																		
Wake Forest																		
at BC																		
Virginia																		
Syracuse																		
at ND																		
BC																		
at UNC																		
Va. Tech																		

### 2016-17

Opponent	P	R	A
WCU	13	7	1
at North Florida	15	8	0
vs Stanford	0	3	0
vs Iowa State	0	3	0
vs Florida	0	0	0
Rutgers	4	2	0
vs Wofford	9	5	0
SC State	9	3	0
FAU	2	2	0
GW	12	4	0
Columbia	6	3	1
NC State	3	7	0
at Syracuse	0	2	0
Notre Dame	2	4	0
at Pittsburgh	2	2	0
at Wake Forest	6	5	0
at Duke	0	2	1
Boston College	0	2	0
UNC	0	3	0
Florida State	0	1	0
at NC State	16	6	0
Virginia Tech	8	1	1
at Louisville	8	5	0
Georgia Tech	2	3	0
Clemson	12	2	1
at Virginia	6	3	1
Duke	3	5	0
at Virginia Tech	0	2	0
vs Florida State	0	2	0
vs Syracuse	0	1	0
vs UNC	2	2	0
vs Michigan St.	5	3	0

### 2015-16

Opponent	P	R	A
UTRGV	0	0	0
Louisiana	0	0	0
vs. Miss. St.	11	7	0
vs. Utah	4	3	1
Charlotte	0	0	1
Florida	0	1	0
Charleston	1	0	0
at La Salle	6	4	0
at Clemson	0	0	0
Pittsburgh	2	0	0
at Florida St.	0	0	0
Virginia Tech	0	0	0
at UNC	6	2	1
at Virginia Tech	2	0	0
vs. Villanova	0	2	0

### CAREER STATISTICS

Season	GP	GS	Min.	Avg.	3-Point			Free Throws			Rebounds			Scoring											
					FG	FGA	Pct.	FT	FTA	Pct.	Off.	Def.	Tot.	Avg.	PF	FO	Ast.	TO	Blk	Stl	Pts.	Avg.			
2015-16	15	0	79	5.3	10	16	.625	0	0	.000	12	19	.632	13	6	19	1.3	17	0	3	5	3	2	32	2.1
2016-17	32	9	417	13.0	53	98	.541	0	0	.000	29	42	.690	47	50	97	3.0	75	2	6	27	25	7	135	4.2
2017-18	21	0	299	14.2	42	63	.667	0	0	.000	8	20	.400	32	41	73	3.5	50	1	5	21	15	6	92	4.4
<b>TOTAL</b>	<b>68</b>	<b>9</b>	<b>795</b>	<b>11.7</b>	<b>105</b>	<b>177</b>	<b>.593</b>	<b>0</b>	<b>0</b>	<b>.000</b>	<b>49</b>	<b>81</b>	<b>.605</b>	<b>92</b>	<b>97</b>	<b>189</b>	<b>2.8</b>	<b>142</b>	<b>3</b>	<b>14</b>	<b>53</b>	<b>43</b>	<b>15</b>	<b>259</b>	<b>3.8</b>



# 3 ANTHONY LAWRENCE II

Jr. • 6-7 • 210 • Guard

St. Petersburg, Fla.

Lakewood Senior HS

### 2017-18 HIGHLIGHTS

- Owns 10 games with seven or more rebounds
- Tied for fourth in conference in steals in ACC games (1.8/game) and 13th in rebounding in ACC games (7.2)
- Scored 10 points on 4-for-5 shooting and grabbed seven boards in win over Navy (11/12)
- Had a stat sheet stuffer game against La Salle (11/22): set career high with 10 rebounds and tied his career highs in assists (5) and blocks (3)
- Scored season-high 14 points and added three steals against North Florida (11/25)
- Recorded eight points and seven boards while fouling out in win at No. 12 Minnesota (11/29)
- Matched career high with 10 rebounds against Princeton (12/2)

- Dished out career-high six assists while playing 33 minutes against Boston U. (12/5)
- Scored team-high 12 points (10 in first half), with six boards, three blocks at Pitt (12/30)
- Pulled down career-high 12 rebounds in back-to-back games at Georgia Tech (1/3) and vs. Florida State (1/7); first UM player to record two straight 12-plus rebound games since Tonye Jikiri in January 2016
- Scored season-high 16 points at Clemson (1/13)
- Had strong game against Duke with 13 points, seven rebounds, career-high five steals (1/15)
- Matched career high with 19 points at Florida State (1/27)
- Recorded first career double-double with 10 points, 10 rebounds vs. Pitt (1/31)

### 2017-18 GAME-BY-GAME

	GS	Min	FG	Pct	3FG	Pct	FT	Pct	O-D-T	Avg	PF	FO	A	TO	Blk	Stl	Pts	Avg
Gard-Webb	*	22	1-4	.250	1-3	.333	0-0	.000	3-4-7	7.0	3	0	1	0	0	2	3	3.0
Navy	*	30	4-5	.800	1-2	.500	1-2	.500	0-7-7	7.0	1	0	2	2	2	1	10	6.5
Florida A&M	*	25	4-6	.667	3-5	.600	0-4	.000	0-4-4	6.0	3	0	1	2	0	0	11	8.0
vs. La Salle	*	27	2-6	.333	1-2	.500	2-3	.667	5-5-10	7.0	4	0	5	1	3	1	7	7.8
N. Florida	*	27	4-7	.571	0-1	.000	6-7	.857	3-1-4	6.4	3	0	3	1	0	3	14	9.0
at Minnesota	*	25	3-6	.500	2-3	.667	0-0	.000	0-7-7	6.5	5	1	4	2	0	1	8	8.8
vs. Princeton	*	31	2-6	.333	1-3	.333	0-0	.000	1-9-10	7.0	0	0	3	3	2	0	5	8.3
Boston U.	*	33	1-5	.200	1-4	.250	2-3	.667	0-2-2	6.4	2	0	6	3	0	1	5	7.9
at GW	*	31	2-5	.400	1-2	.500	0-0	.000	1-8-9	6.7	3	0	3	1	1	0	5	7.6
at Hawai'i	*	27	5-7	.714	0-1	.000	1-1	1.000	2-2-4	6.4	4	0	0	1	1	1	11	7.9
vs NMSU	*	29	1-3	.333	0-2	.000	2-2	1.000	1-3-4	6.2	2	0	1	2	2	0	4	7.5
vs MTSU	*	34	2-3	.667	2-2	1.000	3-4	.750	3-2-5	6.1	2	0	2	2	1	0	9	7.7
at Pittsburgh	*	28	5-7	.714	2-2	1.000	0-0	.000	1-5-6	6.1	2	0	2	4	3	1	12	8.0
at Ga. Tech	*	32	4-8	.500	0-1	.000	1-2	.500	3-9-12	6.5	3	0	1	1	0	1	9	8.1
FSU	*	32	0-2	.000	0-0	.000	2-2	1.000	0-12-12	6.9	4	0	2	5	0	1	2	7.7
at Clemson	*	33	6-12	.500	2-6	.333	2-4	.500	3-1-4	6.7	2	0	0	1	1	2	16	8.2
Duke	*	36	5-9	.556	3-5	.600	0-0	.000	0-7-7	6.7	2	0	1	2	2	5	13	8.5
at NC State	*	32	5-8	.625	3-4	.750	2-3	.667	1-2-3	6.5	2	0	4	2	0	1	15	8.8
Louisville	*	34	1-7	.143	0-1	.000	0-0	.000	2-4-6	6.5	4	0	1	2	2	1	2	8.5
at FSU	*	33	7-11	.636	4-6	.667	1-1	1.000	1-4-5	6.4	4	0	1	0	0	2	19	9.0
Pittsburgh	*	32	5-11	.455	0-1	.000	0-0	.000	2-8-10	6.6	2	0	3	0	0	2	10	9.0
at Va. Tech																		
at Wake Forest																		
at BC																		
at Virginia																		
at Syracuse																		
at ND																		
at BC																		
at UNC																		
at Va. Tech																		

### SEASON/CAREER HIGHS

Points	
Season:	19 at Florida State, 1/27/18
Career:	19 2x, last at Florida State, 1/27/18
ACC:	19 at Florida State, 1/27/18
Rebounds	
Season:	12 2x, last vs. Florida State, 1/7/18
Career:	12 2x, last vs. Florida State, 1/7/18
ACC:	12 2x, last vs. Florida State, 1/7/18
Assists	
Season:	6 Boston University, 12/5/17
Career:	6 Boston University, 12/5/17
ACC:	5 2x, last at Virginia, 2/20/17
Steals	
Season:	5 Duke, 1/15/18
Career:	5 Duke, 1/15/18
ACC:	5 Duke, 1/15/18
Blocked Shots	
Season:	3 2x, last at Pitt, 12/30/17
Career:	3 3x, last at Pitt, 12/30/17
ACC:	3 at Pitt, 12/30/17
Field Goals	
Season:	7 at Florida State, 1/27/18
Career:	7 2x, last at Florida State, 1/27/18
ACC:	7 2x, last at Florida State, 1/27/18
Field-Goal Attempts	
Season:	12 at Clemson, 1/13/18
Career:	12 at Clemson, 1/13/18
ACC:	12 at Clemson, 1/13/18
Free Throws	
Season:	6 North Florida, 11/25/17
Career:	6 North Florida, 11/25/17
ACC:	4 5x, last at Virginia, 2/20/17
Free-Throw Attempts	
Season:	7 North Florida, 11/25/17
Career:	7 North Florida, 11/25/17
ACC:	5 2x, vs. Georgia Tech, 2/15/17
3-Point Field Goals	
Season:	4 at Florida State, 1/27/18
Career:	4 3x, last at Florida State, 1/27/18
ACC:	4 3x, last at Florida State, 1/27/18
3-Point Field-Goal Attempts	
Season:	6 at Florida State, 1/27/18
Career:	9 5x, at Virginia Tech, 2/27/17
ACC:	9 4x, at Virginia Tech, 2/27/17
Minutes	
Season:	36 Duke, 1/15/18
Career:	40 at Virginia, 2/20/17
ACC:	40 at Virginia, 2/20/17

### CAREER DOUBLE-DOUBLES

10p, 10r vs. Pitt, 1/31/18

2016-17				2015-16			
Opponent	P	R	A	Opponent	P	R	A
WCU	14	5	1	UTRGV	1	2	0
at N. Florida	4	4	0	Louisiana	12	6	4
Penn	0	3	2	vs. Miss. St.	10	4	2
vs Stanford	18	3	1	vs. Utah	0	0	2
vs Iowa State	6	2	0	vs. Butler	7	1	1
vs Florida	2	3	2	Northeastern	0	1	0
Rutgers	8	4	0	at Nebraska	13	7	0
vs Wofford	3	5	1	Charlotte	9	1	1
SC State	5	7	1	Charleston	11	2	1
FAU	13	6	0	at La Salle	2	2	3
GW	2	2	2	Princeton	0	1	0
Columbia	10	5	1	Syracuse	1	2	0
NC State	6	5	1	Florida State	0	0	0
at Syracuse	0	0	1	at Virginia	0	1	0
Notre Dame	6	9	1	at Clemson	3	1	0
at Pittsburgh	9	5	2	at BC	0	0	1
at Wake	16	0	2	Wake Forest	0	0	0
at Duke	0	0	0	at NC State	0	0	0
Boston Coll.	7	6	1	Notre Dame	18	2	0
North Carolina	3	4	4	at Ga Tech	5	3	3
Florida State	2	2	1	Pittsburgh	2	1	0
at NC State	19	4	2	at Florida St	3	1	1
Virginia Tech	12	4	3	Virginia Tech	5	2	0
at Louisville	7	3	3	at UNC	11	4	2
Georgia Tech	4	4	2	Virginia	1	3	2
Clemson	10	4	5	Louisville	3	2	1
at Virginia	4	6	5	at Notre Dame	0	1	2
Duke	2	3	2	at Va Tech	2	4	0
at Va Tech	18	5	1	vs. Va Tech	4	2	1
vs Florida St	2	1	1	vs. Virginia	5	4	0
vs Syracuse	3	2	4	vs. Buffalo	0	0	0
vs UNC	6	3	1	vs. Wichita St	0	2	0
vs Mich. State	3	3	0	vs. Villanova	8	1	0

### CAREER STATISTICS

Season	GP	GS	Min.	Avg.	3-Point			Free Throws			Rebounds			Scoring											
					FG	FGA	Pct.	FT	FTA	Pct.	Off.	Def.	Tot.	Avg.	PF	FO	Ast.	TO	Blk	Stl	Pts.	Avg.			
2015-16	33	0	397	12.0	47	92	.511	18	42	.429	24	40	.600	29	34	63	1.9	39	0	27	13	11	17	136	4.1
2016-17	33	18	857	26.0	72	173	.416	35	99	.354	45	62	.726	27	97	124	3.8	78	1	57	47	15	42	224	6.8
2017-18	21	21	633	30.1	69	138	.500	27	56	.482	25	38	.658	32	106	138	6.6	57	1	46	37	20	26	190	9.0
<b>TOTAL</b>	<b>87</b>	<b>39</b>	<b>1887</b>	<b>21.7</b>	<b>188</b>	<b>403</b>	<b>.467</b>	<b>80</b>	<b>197</b>	<b>.406</b>	<b>94</b>	<b>140</b>	<b>.671</b>	<b>88</b>	<b>237</b>	<b>325</b>	<b>3.7</b>	<b>174</b>	<b>2</b>	<b>130</b>	<b>97</b>	<b>46</b>	<b>85</b>	<b>550</b>	<b>6.3</b>



# 2 CHRIS LYKES

Fr. • 5-7 • 161 • Guard  
Mitchellville, Md.  
Gonzaga College HS

### 2017-18 HONORS

- ACC Rookie of the Week - Jan. 8

### 2017-18 HIGHLIGHTS

- Has hit at least one 3-pointer in 17 of 21 games, including two or more in seven of last 10 contests
- Has recorded four or more assists in each of last four games
- Averaging 10.0 points per game in ACC play (fifth on team); scored in double figures in five ACC games
- In ACC games, he owns a 1.81 assist/turnover ratio (ninth among all ACC players)

- Scored eight points and handed out five assists at Georgia Tech (1/3)
- Recorded 18 points on 6-of-10 shooting in season-high 25 minutes in win over Florida State (1/7)
- Named ACC Rookie of Week on Jan. 8 after GT/FSU performances
- Scored 13 points (3-5 3FG) at Clemson (1/13)
- Made first college start at NC State (1/21)
- Started and played season-high 33 minutes against Pitt, scoring 13 points and dishing out five assists (1/31)

- Hit a 3-pointer and played 18 minutes in college debut against Gardner-Webb (11/10)
- Scored 13 points and dished out four assists in win over Florida A&M (11/16)
- Scored 10 points and added three steals in win at No. 12 Minnesota (11/29)
- Recorded 10 points (2-3 3FG) in ACC opener at Pitt (12/30)

### 2017-18 GAME-BY-GAME

	GS	Min	FG	Pct	3FG	Pct	FT	Pct	O-D-T	Avg	PF	FO	A	TO	Blk	Stl	Pts	Avg
Gardner-Webb	18	1-6	.167	1-5	.200	0-0	.000	0-1-1	1.0	3	0	1	4	0	1	3	3.0	
Navy	17	3-5	.600	2-2	1.000	0-0	.000	0-1-1	1.0	2	0	2	0	0	2	8	5.5	
Florida A&M	21	4-7	.571	3-6	.500	2-3	.667	0-1-1	1.0	2	0	4	1	0	1	13	8.0	
vs. La Salle	6	0-2	.000	0-0	.000	0-0	.000	0-1-1	1.0	2	0	0	1	0	0	0	6.0	
North Florida	19	4-9	.444	2-5	.400	0-1	.000	0-0-0	0.8	2	0	4	1	0	1	10	6.8	
at Minnesota	19	4-8	.500	2-6	.333	0-0	.000	0-1-1	0.8	3	0	0	1	0	3	10	7.3	
vs. Princeton	13	2-6	.333	1-3	.333	0-0	.000	0-1-1	0.9	2	0	2	1	0	1	5	7.0	
Boston University	20	3-5	.600	2-3	.667	0-0	.000	0-0-0	0.8	1	0	0	2	0	0	8	7.1	
at George Washington	12	1-5	.200	1-3	.333	0-0	.000	0-0-0	0.7	2	0	1	1	0	0	3	6.7	
at Hawai'i	19	3-7	.429	1-3	.333	0-0	.000	1-4-5	1.1	1	0	0	1	0	1	7	6.7	
vs New Mexico State	11	0-5	.000	0-4	.000	1-2	.500	0-1-1	1.1	2	0	0	2	0	0	1	6.2	
vs Middle Tennessee	17	3-5	.600	2-3	.667	0-0	.000	0-0-0	1.0	2	0	2	1	0	1	8	6.3	
at Pittsburgh	17	3-5	.600	2-3	.667	2-2	1.000	0-1-1	1.0	2	0	0	3	0	0	10	6.6	
at Georgia Tech	20	2-10	.200	2-8	.250	2-2	1.000	0-0-0	0.9	2	0	5	3	0	0	8	6.7	
Florida State	25	6-10	.600	2-4	.500	4-8	.500	1-0-1	0.9	3	0	2	1	0	1	18	7.5	
at Clemson	26	5-8	.625	3-5	.600	0-0	.000	0-1-1	0.9	1	0	1	3	0	1	13	7.8	
Duke	27	5-13	.385	1-6	.167	2-2	1.000	0-1-1	0.9	1	0	2	1	0	0	13	8.1	
at NC State	* 22	3-7	.429	0-2	.000	0-0	.000	0-2-2	1.0	1	0	5	2	1	1	6	8.0	
Louisville	20	2-6	.333	2-6	.333	3-5	.600	0-0-0	0.9	1	0	4	0	0	1	9	8.1	
at Florida State	13	0-4	.000	0-3	.000	0-0	.000	0-0-0	0.9	3	0	5	1	0	0	0	7.7	
Pittsburgh	* 33	3-10	.300	2-6	.333	5-8	.625	0-3-3	1.0	2	0	5	2	0	0	13	7.9	
at Virginia Tech																		
Wake Forest																		
at Boston College																		
Virginia																		
Syracuse																		
at Notre Dame																		
Boston College																		
at North Carolina																		
Virginia Tech																		

### CAREER HIGHS

#### Points

Career: 18 Florida State, 1/7/18  
ACC: 18 Florida State, 1/7/18

#### Rebounds

Career: 5 at Hawai'i, 12/23/17  
ACC: 3 Pitt, 1/31/18

#### Assists

Career: 5 4x, last vs. Pitt, 1/31/18  
ACC: 5 4x, last vs. Pitt, 1/31/18

#### Steals

Career: 3 at Minnesota, 11/29/17  
ACC: 1 3x, last at NC State, 1/21/18

#### Blocked Shots

Career: 1 at NC State, 1/21/18  
ACC: 1 at NC State, 1/21/18

#### Field Goals

Career: 6 Florida State, 1/7/18  
ACC: 6 Florida State, 1/7/18

#### Field-Goal Attempts

Career: 13 Duke, 1/15/18  
ACC: 13 Duke, 1/15/18

#### Free Throws

Career: 4 Florida State, 1/7/18  
ACC: 4 Florida State, 1/7/18

#### Free-Throw Attempts

Career: 8 Florida State, 1/7/18  
ACC: 8 Florida State, 1/7/18

#### 3-Point Field Goals

Career: 3 2x, last at Clemson, 1/13/18  
ACC: 3 at Clemson, 1/13/18

#### 3-Point Field-Goal Attempts

Career: 8 at Georgia Tech, 1/3/18  
ACC: 8 at Georgia Tech, 1/3/18

#### Minutes

Career: 33 Pitt, 1/31/18  
ACC: 33 Pitt, 1/31/18

### CAREER STATISTICS

Season	GP	GS	Min.	Avg.	3-Point			Free Throws			Rebounds				Scoring										
					FG	FGA	Pct.	FT	FTA	Pct.	Off.	Def.	Tot.	Avg.	PF	FO	Ast.	TO	Blk	Stl	Pts.	Avg.			
2017-18	21	2	395	18.8	57	143	.399	31	86	.360	21	33	.636	2	19	21	1.0	40	0	45	32	1	15	166	7.9





# 14 RODNEY MILLER JR.

So. • 7-0 • 255 • Center  
Laurelton, N.Y.  
Oak Hill Academy

### 2017-18 HIGHLIGHTS

- Has played in nine games off bench
- Scored four points in five minutes of action against Navy (11/12)
- Played season-high six minutes against Middle Tennessee (12/25)

### 2017-18 GAME-BY-GAME

	GS	Min	FG	Pct	3FG	Pct	FT	Pct	O-D-T	Avg	PF	FO	A	TO	Blk	Stl	Pts	Avg
Gardner-Webb	4	0-1	.000	0-0	.000	0-1	.000	0-1-1	1.0	0	0	0	0	0	0	0	0	0.0
Navy	5	2-3	.667	0-0	.000	0-2	.000	0-0-0	0.5	1	0	0	0	0	0	0	4	2.0
Florida A&M	6	1-1	1.000	0-0	.000	0-0	.000	0-1-1	0.7	0	0	0	0	0	0	0	2	2.0
vs. La Salle	1	0-0	.000	0-0	.000	0-1	.000	0-0-0	0.5	0	0	0	0	0	0	0	0	1.5
North Florida	DNP																	
at Minnesota	DNP																	
vs. Princeton	3	1-1	1.000	0-0	.000	0-1	.000	0-0-0	0.4	0	0	0	0	0	0	0	2	1.6
Boston University	DNP																	
at George Washington	DNP																	
at Hawai'i	DNP																	
vs. New Mexico State	3	0-0	.000	0-0	.000	0-0	.000	0-1-1	0.5	1	0	0	1	0	0	0	0	1.3
vs Middle Tennessee	6	1-1	1.000	0-0	.000	0-0	.000	0-0-0	0.4	2	0	0	1	0	0	0	2	1.4
at Pittsburgh	3	0-2	.000	0-0	.000	0-0	.000	0-0-0	0.4	0	0	0	0	0	0	0	0	1.3
at Georgia Tech	1	0-0	.000	0-0	.000	0-0	.000	0-0-0	0.3	0	0	0	0	0	0	0	0	1.1
Florida State	DNP																	
at Clemson	DNP																	
Duke	DNP																	
at NC State	DNP																	
Louisville	DNP																	
at Florida State	DNP																	
Pittsburgh	DNP																	
at Virginia Tech																		
Wake Forest																		
at Boston College																		
Virginia																		
Syracuse																		
at Notre Dame																		
Boston College																		
at North Carolina																		
Virginia Tech																		

### SEASON/CAREER HIGHS

#### Points

Season: 4 Navy, 11/12/17  
 Career: 5 Western Carolina, 11/11/16  
 ACC: 2 vs. North Carolina, 3/9/17

#### Rebounds

Season: 1 3x, last vs. New Mexico State, 12/23/17  
 Career: 3 at North Florida, 11/16/17  
 ACC: 1 vs. North Carolina, 3/9/17

#### Assists

Season: -  
 Career: -  
 ACC: -

#### Steals

Season: -  
 Career: -  
 ACC: -

#### Blocked Shots

Season: -  
 Career: -  
 ACC: -

#### Field Goals

Season: 2 Navy, 11/12/17  
 Career: 2 at North Florida, 11/16/16  
 ACC: 1 vs. North Carolina, 3/9/17

#### Field-Goal Attempts

Season: 3 Navy, 11/12/17  
 Career: 4 Western Carolina, 11/11/16  
 ACC: 3 vs. North Carolina, 3/9/17

#### Free Throws

Season: -  
 Career: 3 Western Carolina, 11/11/16  
 ACC: 1 at Wake Forest, 1/18/17

#### Free-Throw Attempts

Season: 1 2x, last vs. Princeton, 12/2/17  
 Career: 6 Western Carolina, 11/11/16  
 ACC: 2 at Wake Forest, 1/18/17

#### 3-Point Field Goals

Season: -  
 Career: -  
 ACC: -

#### 3-Point Field-Goal Attempts

Season: -  
 Career: -  
 ACC: -

#### Minutes

Season: 6 2x, last vs. New Mexico State, 12/23/17  
 Career: 11 at North Florida, 11/16/16  
 ACC: 8 vs. North Carolina, 3/9/17

### 2016-17

Opponent	P	R	A
WCU	5	2	0
at North Florida	4	3	0
Penn	2	0	0
vs Florida	0	0	0
Rutgers	0	0	0
SC State	0	2	0
FAU	0	0	0
NC State	0	0	0
at Syracuse	0	0	0
at Pittsburgh	0	0	0
at Wake Forest	1	0	0
Florida State	0	0	0
at Louisville	0	0	0
vs North Carolina	2	1	0
vs Michigan St.	0	1	0

### CAREER STATISTICS

Season	GP	GS	Min.	Avg.	3-Point			Free Throws			Rebounds				Scoring										
					FG	FGA	Pct.	FT	FTA	Pct.	Off.	Def.	Tot.	Avg.	PF	FO	Ast.	TO	Blk	Stl	Pts.	Avg.			
2016-17	15	0	57	3.8	5	11	.455	0	0	.000	4	9	.444	4	5	9	0.6	6	0	0	1	1	0	14	0.9
2017-18	9	0	32	3.6	5	9	.556	0	0	.000	0	5	.000	0	3	3	0.3	4	0	0	2	0	0	10	1.1
<b>TOTAL</b>	<b>24</b>	<b>0</b>	<b>89</b>	<b>3.7</b>	<b>10</b>	<b>20</b>	<b>.500</b>	<b>0</b>	<b>0</b>	<b>.000</b>	<b>4</b>	<b>14</b>	<b>.286</b>	<b>4</b>	<b>8</b>	<b>12</b>	<b>0.5</b>	<b>10</b>	<b>0</b>	<b>0</b>	<b>3</b>	<b>1</b>	<b>0</b>	<b>24</b>	<b>1.0</b>



# O JA'QUAN NEWTON

**Sr. • 6-3 • 191 • Guard**  
**Philadelphia, Pa.**  
**Neumann-Goretti HS**

## CAREER

- Leads team with 116 career games played (52 starts)
- Became 38th Hurricane to reach 1,000 career points on Jan. 3 at Georgia Tech (1,032 career points)
- Currently in 37th place in career scoring at Miami, needs six points to reach 36th place, seven for 35th and 10 for 33rd
- One of 10 active 1,000-point scorers in the ACC
- With 284 career assists, needs eight assists to reach top 10 in Miami history

## 2017-18 HIGHLIGHTS

- Scored in double figures in each of Miami's first three contests and eight overall
- Recorded 15 points and four assists in win over FAMU (11/16)
- Scored a dozen points and matched a career high with nine assists in win at No. 12 Minnesota (11/29)
- Scored season-high 16 points in win at Hawai'i (12/23)
- Averaged 10.0 points per game in three games at Diamond Head Classic
- Recorded nine points and six assists against Middle Tennessee (12/25)
- Scored 11 points and had four assists in ACC opener at Pitt (12/30)
- Reached 1,000-career point mark in first half at Georgia Tech (1/3)
- Dished out seven assists in win at NC State (1/21)
- Scored 12 points and racked up seven rebounds in OT win over Louisville (1/24)

## SEASON/CAREER HIGHS

### Points

Season: 16 at Hawai'i, 12/23/17  
 Career: 23 Boston College, 1/25/17  
 ACC: 23 Boston College, 1/25/17

### Rebounds

Season: 7 Louisville, 1/24/18  
 Career: 9 Columbia, 12/28/16  
 ACC: 7 2x, last vs. Louisville, 1/24/18

### Assists

Season: 9 at Minnesota, 11/29/17  
 Career: 9 2x, last at Minnesota, 11/29/17  
 ACC: 7 3x, last at NC State, 1/21/17

### Steals

Season: 3 2x, last vs. Boston U., 12/5/17  
 Career: 4 2x, last at NC State, 1/30/16  
 ACC: 4 at NC State, 1/30/16

### Blocked Shots

Season: -  
 Career: 1 9x, last vs. Va Tech, 3/10/16  
 ACC: 1 3x, last vs. Virginia, 2/22/16

### Field Goals

Season: 6 3x, last at Hawai'i, 12/23/17  
 Career: 9 vs. Iowa State, 11/25/16  
 ACC: 8 Boston College, 1/25/17

### Field-Goal Attempts

Season: 12 at Minnesota, 11/29/17  
 Career: 16 2x, last vs. Notre Dame, 1/12/17  
 ACC: 16 Notre Dame, 1/12/17

### Free Throws

Season: 8 Louisville, 1/24/18  
 Career: 9 2x, last vs. Virginia, 3/11/16  
 ACC: 8 Louisville, 1/24/18

### Free-Throw Attempts

Season: 10 Louisville, 1/24/18  
 Career: 11 vs. Virginia, 3/11/16  
 ACC: 10 3x, last vs. Louisville, 1/24/18

### 3-Point Field Goals

Season: 1 2x, last vs. Navy, 11/12/17  
 Career: 5 1 x, last vs. Akron, 12/28/16  
 ACC: 2 2x, last at Louisville, 2/11/17

### 3-Point Field-Goal Attempts

Season: 3 Navy, 11/12/17  
 Career: 5 Columbia, 12/28/16  
 ACC: 3 3x, last at Louisville, 2/11/17

### Minutes

Season: 36 Boston University, 12/5/17  
 Career: 38 2x, last vs. Florida, 11/27/16  
 ACC: 36 Notre Dame, 1/12/17

## 2017-18 GAME-BY-GAME

	GS	Min	FG	Pct	3FG	Pct	FT	Pct	O-D-T	Avg	PF	FO	A	TO	Blk	Stl	Pts	Avg
Gard-Webb	* 28	4-6	.667	1-2	.500	4-8	.500	0-0-0	0.0	1	0	1	0	0	0	13	13.0	
Navy	* 26	6-10	.600	1-3	.333	1-1	1.000	0-3-3	1.5	1	0	1	4	0	1	14	13.5	
Florida A&M	* 26	5-9	.556	0-2	.000	5-7	.714	1-2-3	2.0	2	0	4	4	0	1	15	14.0	
vs. La Salle	* 30	1-9	.111	0-1	.000	2-3	.667	0-3-3	2.3	1	0	0	1	0	2	4	11.5	
N. Florida	* 26	5-8	.625	0-0	.000	2-2	1.000	0-1-1	2.0	1	0	3	4	0	0	12	11.6	
at Minnesota	* 32	6-12	.500	0-1	.000	0-2	.000	0-3-3	2.2	0	0	9	1	1	2	12	11.7	
vs. Princeton	* 26	2-9	.222	0-2	.000	0-0	.000	0-2-2	2.1	1	0	5	0	0	3	4	10.6	
Boston U.	* 36	4-7	.571	0-0	.000	1-2	.500	0-6-6	2.6	1	0	1	3	2	3	9	10.4	
at GW	* 30	4-9	.444	0-0	.000	0-0	.000	0-4-4	2.8	2	0	3	1	0	1	8	10.1	
at Hawai'i	* 31	6-11	.545	0-1	.000	4-5	.800	0-2-2	2.7	1	0	2	2	0	0	16	10.7	
vs NMSU	* 27	2-8	.250	0-1	.000	1-1	1.000	1-2-3	2.7	1	0	0	2	0	0	5	10.2	
vs MTSU	* 28	4-7	.571	0-1	.000	1-4	.250	0-1-1	2.6	3	0	6	1	0	1	9	10.1	
at Pitt	* 27	5-7	.714	0-0	.000	1-1	1.000	0-3-3	2.6	1	0	4	3	0	2	11	10.2	
at Ga. Tech	* 26	3-7	.429	0-0	.000	0-0	.000	1-0-1	2.5	1	0	3	4	0	1	6	9.9	
FSU	* 17	0-1	.000	0-0	.000	0-0	.000	0-0-0	2.3	2	0	4	1	0	0	0	9.2	
at Clemson	* 26	2-8	.250	0-1	.000	0-0	.000	0-0-0	2.2	3	0	0	2	0	1	4	8.9	
Duke	* 22	1-4	.250	0-0	.000	1-2	.500	0-1-1	2.1	2	0	2	1	0	2	3	8.5	
at NC State	* 28	2-6	.333	0-0	.000	1-2	.500	0-0-0	2.0	1	0	7	1	0	2	5	8.3	
Louisville	* 29	2-10	.200	0-1	.000	8-10	.800	3-4-7	2.3	4	0	2	1	0	1	12	8.5	
at FSU	* 14	1-3	.333	1-1	1.000	1-4	.250	2-1-3	2.3	0	0	1	1	0	0	4	8.3	
Pittsburgh	15	14	.250	01	.000	12	.500	0-2-2	2.3	3	0	2	1	0	0	3	8.0	
at Va. Tech																		
Wake Forest																		
at BC																		
Virginia																		
Syracuse																		
at ND																		
BC																		
at UNC																		
Va. Tech																		

CAREER STATISTICS										3-Point			Free Throws			Rebounds			Scoring						
Season	GP	GS	Min.	Avg.	FG	FGA	Pct.	FG	FGA	Pct.	FT	FTA	Pct.	Off.	Def.	Tot.	Avg.	PF	FO	Ast.	TO	Blk	Stl	Pts.	Avg.
2014-15	34	3	459	13.5	45	111	.405	4	10	.400	41	64	.641	8	35	43	1.3	34	0	47	39	4	8	135	4.0
2015-16	31	1	703	22.7	105	228	.461	9	26	.346	105	143	.734	16	55	71	2.3	48	0	76	66	5	27	324	10.5
2016-17	30	28	942	31.4	150	332	.452	11	40	.275	93	133	.699	18	87	105	3.5	49	0	101	98	1	34	404	13.5
2017-18	21	20	550	26.2	66	155	.426	3	18	.167	34	56	.607	8	40	48	2.3	32	0	60	38	3	23	169	8.0
<b>TOTAL</b>	<b>116</b>	<b>52</b>	<b>2654</b>	<b>22.9</b>	<b>366</b>	<b>826</b>	<b>.443</b>	<b>27</b>	<b>94</b>	<b>.287</b>	<b>273</b>	<b>396</b>	<b>.689</b>	<b>50</b>	<b>217</b>	<b>267</b>	<b>2.3</b>	<b>163</b>	<b>0</b>	<b>284</b>	<b>241</b>	<b>13</b>	<b>92</b>	<b>1032</b>	<b>8.9</b>



# 5 MIKE ROBINSON

Sr. • 5-10 • 170 • Guard  
New Britain, Conn.  
New Britain HS

### 2017-18 HIGHLIGHTS


- Has played in five games
- Scored first field goal since 2015-16 season with his 3-pointer in season opener against Gardner-Webb (11/10)

### 2017-18 GAME-BY-GAME

	GS	Min	FG	Pct	3FG	Pct	FT	Pct	O-D-T	Avg	PF	FO	A	TO	Blk	Stl	Pts	Avg
Gardner-Webb	1	1-1	1.00	1-1	1.000	0-0	.000	0-0-0	0.0	0	0	0	0	0	0	0	3	3.0
Navy	3	0-0	.000	0-0	.000	0-0	.000	0-0-0	0.0	0	0	0	0	0	0	0	0	1.5
Florida A&M	2	0-0	.000	0-0	.000	0-0	.000	0-0-0	0.0	0	0	0	0	0	0	0	0	1.0
vs. La Salle	DNP																	
North Florida	1	0-0	.000	0-0	.000	0-0	.000	0-0-0	0.0	0	0	0	0	0	0	0	0	0.8
at Minnesota	DNP																	
vs. Princeton	3	0-1	.000	0-0	.000	0-0	.000	0-0-0	0.0	0	0	1	0	0	0	0	0	0.6
Boston University	DNP																	
at George Washington	DNP																	
at Hawai'i	DNP																	
vs. New Mexico State	DNP																	
vs. Middle Tennessee	DNP																	
at Pittsburgh	DNP																	
at Georgia Tech	DNP																	
Florida State	DNP																	
at Clemson	DNP																	
Duke	DNP																	
at NC State	DNP																	
Louisville	DNP																	
at Florida State	DNP																	
Pittsburgh	DNP																	
at Virginia Tech	DNP																	
Wake Forest	DNP																	
at Boston College	DNP																	
Virginia	DNP																	
Syracuse	DNP																	
at Notre Dame	DNP																	
Boston College	DNP																	
at North Carolina	DNP																	
Virginia Tech	DNP																	

### CAREER STATISTICS

Season	GP	GS	Min.	Avg.	FG	FGA	Pct.	3-Point			Free Throws			Rebounds				Scoring							
								FG	FGA	Pct.	FT	FTA	Pct.	Off.	Def.	Tot.	Avg.	PF	FO	Ast.	TO	Blk	Stl	Pts.	Avg.
2015-16	9	0	14	1.6	5	9	.556	4	7	.571	0	0	.000	0	1	1	0.1	3	0	0	0	0	0	14	1.6
2016-17	9	0	19	2.1	0	5	.000	0	4	.000	1	2	.500	1	0	1	0.1	2	0	0	1	0	1	1	0.1
2017-18	5	0	10	2.0	1	2	.500	1	1	1.000	0	0	.000	0	0	0	0.0	0	0	1	0	0	3	0.6	
<b>TOTAL</b>	<b>23</b>	<b>0</b>	<b>43</b>	<b>1.9</b>	<b>6</b>	<b>16</b>	<b>.375</b>	<b>5</b>	<b>12</b>	<b>.417</b>	<b>1</b>	<b>2</b>	<b>.500</b>	<b>1</b>	<b>1</b>	<b>2</b>	<b>0.1</b>	<b>5</b>	<b>0</b>	<b>1</b>	<b>1</b>	<b>0</b>	<b>1</b>	<b>18</b>	<b>0.8</b>



# 35 CHRIS STOWELL

Sr. • 6-6 • 208 • Forward  
Exeter, N.H.  
Exeter

### 2017-18 HIGHLIGHTS


- Has played in five games
- Already has accepted job after graduation with Citi in New York City, working with Treasury and Trade Solutions
- Was named to Omicron Delta Kappa (ODK) National Leadership Society in Spring 2017

### 2017-18 GAME-BY-GAME

	GS	Min	FG	Pct	3FG	Pct	FT	Pct	O-D-T	Avg	PF	FO	A	TO	Blk	Stl	Pts	Avg
Gardner-Webb	1	0-0	.000	0-0	.000	0-0	.000	0-0-0	0.0	0	0	0	0	0	0	0	0	0.0
Navy	3	0-0	.000	0-0	.000	0-0	.000	0-0-0	0.0	0-1-1	0.5	0	0	0	0	0	0	0.0
Florida A&M	2	0-1	.000	0-1	.000	0-0	.000	0-0-0	0.3	0	0	0	0	0	0	0	0	0.0
vs. La Salle	DNP																	
North Florida	1	0-0	.000	0-0	.000	0-0	.000	0-0-0	0.3	0	0	0	0	0	0	0	0	0.0
at Minnesota	DNP																	
vs. Princeton	2	0-0	.000	0-0	.000	0-0	.000	0-0-0	0.2	0	0	0	0	0	0	0	0	0.0
Boston University	DNP																	
at George Washington	DNP																	
at Hawai'i	DNP																	
vs. New Mexico State	DNP																	
vs. Middle Tennessee	DNP																	
at Pittsburgh	DNP																	
at Georgia Tech	DNP																	
Florida State	DNP																	
at Clemson	DNP																	
Duke	DNP																	
at NC State	DNP																	
Louisville	DNP																	
at Florida State	DNP																	
Pittsburgh	DNP																	
at Virginia Tech	DNP																	
Wake Forest	DNP																	
at Boston College	DNP																	
Virginia	DNP																	
Syracuse	DNP																	
at Notre Dame	DNP																	
Boston College	DNP																	
at North Carolina	DNP																	
Virginia Tech	DNP																	

### CAREER STATISTICS

Season	GP	GS	Min.	Avg.	FG	FGA	Pct.	3-Point			Free Throws			Rebounds				Scoring							
								FG	FGA	Pct.	FT	FTA	Pct.	Off.	Def.	Tot.	Avg.	PF	FO	Ast.	TO	Blk	Stl	Pts.	Avg.
2014-15	4	0	6	1.5	0	1	.000	0	0	.000	0	0	.000	0	0	0	0.0	1	0	1	0	0	0	0	0.0
2015-16	9	0	13	1.4	0	1	.000	0	1	.000	0	0	.000	0	3	3	0.3	1	0	0	1	1	0	0	0.0
2016-17	6	0	10	1.7	0	1	.000	0	1	.000	0	0	.000	0	2	2	0.3	0	0	0	0	0	0	0	0.0
2017-18	5	0	9	1.8	0	1	.000	0	1	.000	0	0	.000	0	1	1	0.2	0	0	0	0	0	0	0	0.0
<b>TOTAL</b>	<b>24</b>	<b>0</b>	<b>38</b>	<b>1.6</b>	<b>0</b>	<b>4</b>	<b>.000</b>	<b>0</b>	<b>3</b>	<b>.000</b>	<b>0</b>	<b>0</b>	<b>.000</b>	<b>0</b>	<b>6</b>	<b>6</b>	<b>0.3</b>	<b>2</b>	<b>0</b>	<b>1</b>	<b>1</b>	<b>1</b>	<b>0</b>	<b>0</b>	<b>0.0</b>



# 1 DEJAN (DJ) VASILJEVIC

So. • 6-3 • 203 • Guard  
Melbourne, Australia  
Australian Institute of Sport

## 2017-18 HIGHLIGHTS

- Leads team in 3-point field goals (43)
- Has hit at least one 3-pointer in 17 of 21 games, including 12 games with two or more

- Made first college start in 2017-18 season opener against Gardner-Webb after coming off bench in all 33 games last year
- After tough shooting night in opener, bounced back to score 16 points against Navy and 15 against Florida A&M
- Hit 3-of-5 from 3-point range and scored 11 points in win at No. 12 Minnesota (11/29)
- Scored career-high 20 points and hit 5-of-7 3-pointers in win over Princeton (12/2)
- Recorded 15 points and hit 3-of-6

- 3-pointers in win over Boston U. (12/5)
- Averaged 11.3 points and 4.3 rebounds in three games at Diamond Head Classic
- Hit six 3-pointers (five in second half) and matched career high with 20 points at Florida State (1/27)

## 2017-18 GAME-BY-GAME

	GS	Min	FG	Pct	3FG	Pct	FT	Pct	O-D-T	Avg	PF	FO	A	TO	Blk	Stl	Pts	Avg
Gard-Webb	*	30	2-12	.167	1-10	.100	2-2	1.000	0-2-2	2.0	1	0	0	0	0	0	7	7.0
Navy	*	20	5-10	.500	4-8	.500	2-2	1.000	0-3-3	2.5	2	0	0	0	0	2	16	11.5
Florida A&M	*	31	6-10	.600	3-6	.500	0-0	.000	0-4-4	3.0	2	0	2	0	1	1	15	12.7
vs. La Salle	*	25	3-9	.333	2-4	.500	0-0	.000	1-0-1	2.5	0	0	0	1	0	0	8	11.5
N. Florida	*	22	1-6	.167	0-4	.000	0-0	.000	0-2-2	2.4	0	0	0	0	0	0	2	9.6
at Minnesota	*	18	4-6	.667	3-5	.600	0-0	.000	0-2-2	2.3	3	0	0	0	0	0	11	9.8
vs. Princeton	*	29	7-9	.778	5-7	.714	1-1	1.000	0-3-3	2.4	4	0	1	1	0	0	20	11.3
Boston U.	*	35	6-10	.600	3-6	.500	0-1	.000	0-5-5	2.8	2	0	0	1	1	1	15	11.8
at GW	*	17	3-8	.375	2-6	.333	2-2	1.000	0-1-1	2.6	0	0	0	1	0	0	10	11.6
at Hawai'i	*	27	2-7	.286	2-3	.667	0-0	.000	1-2-3	2.6	1	0	0	0	0	1	6	11.0
vs NMSU	*	33	6-11	.545	2-6	.333	1-1	1.000	0-5-5	2.8	2	0	1	1	0	0	15	11.4
vs MTSU	*	31	4-7	.571	3-6	.500	2-2	1.000	2-3-5	3.0	4	0	1	1	0	1	13	11.5
at Pittsburgh	*	25	1-7	.143	1-5	.200	0-0	.000	1-1-2	2.9	3	0	0	0	0	2	3	10.8
at Ga Tech	*	23	1-4	.250	1-4	.250	0-0	.000	0-1-1	2.8	1	0	0	2	0	0	3	10.3
FSU		27	3-10	.300	1-6	.167	1-1	1.000	1-2-3	2.8	1	0	4	0	0	2	8	10.1
at Clemson		10	0-2	.000	0-2	.000	0-0	.000	0-0-0	2.6	0	0	0	0	0	0	0	9.5
Duke		6	0-3	.000	0-3	.000	0-0	.000	0-2-2	2.6	1	0	0	0	0	0	0	8.9
at NC State		15	2-7	.286	2-6	.333	0-0	.000	0-4-4	2.7	0	0	0	0	0	0	6	8.8
Louisville		6	0-1	.000	0-0	.000	0-0	.000	0-0-0	2.5	1	0	0	0	0	0	0	8.3
at FSU		35	7-11	.636	6-10	.600	0-0	.000	1-1-2	2.5	2	0	0	0	0	0	20	8.9
Pittsburgh	*	26	3-7	.429	2-5	.400	0-1	.000	2-1-3	2.5	1	0	0	0	0	1	8	8.9
at Va Tech																		
Wake Forest																		
at BC																		
Virginia																		
Syracuse																		
at ND																		
BC																		
at UNC																		
Va Tech																		

## SEASON/CAREER HIGHS

- Points**  
Season: 20 2x, last at Florida St., 1/27/18  
Career: 20 2x, last at Florida St., 1/27/18  
ACC: 20 at Florida State, 1/27/18
- Rebounds**  
Season: 5 3x, last vs. MTSU, 12/25/17  
Career: 5 3x, last vs. MTSU, 12/25/17  
ACC: 4 2x, last at NC State, 1/21/18
- Assists**  
Season: 4 Florida State, 1/7/18  
Career: 4 Florida State, 1/7/18  
ACC: 4 Florida State, 1/7/18
- Steals**  
Season: 2 3x, last vs. Florida State, 1/7/18  
Career: 2 3x, last vs. Florida State, 1/7/18  
ACC: 2 2x, last vs. Florida State, 1/7/18
- Blocked Shots**  
Season: 1 2x, last vs. Boston U., 12/5/17  
Career: 1 3x, last vs. Boston U., 12/5/17  
ACC: -
- Field Goals**  
Season: 7 2x, last at Florida St., 1/27/18  
Career: 7 2x, last at Florida St., 1/27/18  
ACC: 7 at Florida State, 1/27/18
- Field-Goal Attempts**  
Season: 12 Gardner-Webb, 11/10/17  
Career: 13 vs. South Carolina State, 12/6/16  
ACC: 12 at Syracuse, 1/4/17
- Free Throws**  
Season: 2 4x, last vs. MTSU, 12/25/17  
Career: 3 Rutgers, 11/30/16  
ACC: 2 2x, last at Virginia, 2/20/17
- Free-Throw Attempts**  
Season: 2 4x, last vs. MTSU, 12/25/17  
Career: 3 Rutgers, 11/30/16  
ACC: 2 5x, last at Florida State, 3/4/17
- 3-Point Field Goals**  
Season: 6 at Florida State, 1/27/18  
Career: 6 2x, last at Florida St., 1/27/18  
ACC: 6 2x, last at Florida St., 1/27/18
- 3-Point Field-Goal Attempts**  
Season: 10 2x, last at Florida St., 1/27/18  
Career: 12 at Syracuse, 1/4/17  
ACC: 12 at Syracuse, 1/4/17
- Minutes**  
Season: 35 2x, last at Florida St., 1/27/18  
Career: 35 2x, last at Florida St., 1/27/18  
ACC: 35 at Florida State, 1/27/18

## 2016-17

Opponent	P	R	A
WCU	11	2	2
at North Florida	13	1	0
Penn	11	0	1
vs Stanford	3	1	1
vs Iowa State	5	0	0
vs Florida	0	0	0
Rutgers	3	1	1
vs Wofford	6	2	0
SC State	17	2	2
FAU	2	2	0
GW	6	3	0
Columbia	3	1	1
NC State	3	2	0
at Syracuse	18	0	0
Notre Dame	3	0	1
at Pittsburgh	6	2	1
at Wake Forest	3	0	0
at Duke	0	1	0
Boston College	3	1	0
North Carolina	3	1	0
Florida State	3	1	0
at NC State	0	1	0
Virginia Tech	5	1	0
at Louisville	3	0	0
Georgia Tech	13	2	1
Clemson	5	3	1
at Virginia	10	4	0
Duke	0	2	0
at Virginia Tech	9	1	0
vs Florida State	9	3	0
vs Syracuse	13	1	1
vs North Carolina	6	1	1
vs Michigan St.	2	2	1

## CAREER STATISTICS

Season	GP	GS	Min.	Avg.	3-Point			Free Throws			Rebounds				Scoring										
					FG	FGA	Pct.	FT	FTA	Pct.	Off.	Def.	Tot.	Avg.	PF	FO	Ast.	TO	Blk	Stl	Pts.	Avg.			
2016-17	33	0	577	17.5	65	182	.357	51	146	.349	16	20	.800	5	39	44	1.3	31	0	15	13	1	11	197	6.0
2017-18	21	15	491	23.4	66	157	.420	43	112	.384	11	13	.846	9	44	53	2.5	31	0	9	8	2	11	186	8.9
<b>TOTAL</b>	<b>54</b>	<b>15</b>	<b>1068</b>	<b>19.8</b>	<b>131</b>	<b>339</b>	<b>.386</b>	<b>94</b>	<b>258</b>	<b>.364</b>	<b>27</b>	<b>33</b>	<b>.818</b>	<b>14</b>	<b>83</b>	<b>97</b>	<b>1.8</b>	<b>62</b>	<b>0</b>	<b>24</b>	<b>21</b>	<b>3</b>	<b>22</b>	<b>383</b>	<b>7.1</b>



# 21 SAM WAARDENBURG

R-Fr. • 6-10 • 217 • Forward  
Henderson, New Zealand  
Rangitoto College

## 2017-18 HIGHLIGHTS

- Has played in 10 games off bench, including four straight in ACC play
- Did not play in first three games of season (back)
- Made solid Miami debut with seven points and two rebounds in 12 minutes of action vs. La Salle (11/22)
- Scored nine points and added six rebounds against North Florida (11/25)
- Saw first action in ACC play in final minute of first half at NC State (1/21)
- Played 13 minutes off bench against Louisville and recorded career-high seven rebounds (1/24)

## 2017-18 GAME-BY-GAME

	GS	Min	FG	Pct	3FG	Pct	FT	Pct	O-D-T	Avg	PF	FO	A	TO	Blk	Stl	Pts	Avg	
Gardner-Webb																			
Navy																			
Florida A&M																			
vs. La Salle	13	3-6	.500	1-1	1.000	0-0	.000	1-1-2	2.0	0	0	0	0	0	0	0	7	7.0	
North Florida	16	4-9	.444	1-2	.500	0-0	.000	4-2-6	4.0	3	0	1	1	1	1	1	9	8.0	
at Minnesota	10	0-2	.000	0-1	.000	0-0	.000	1-0-1	3.0	1	0	0	2	0	0	0	0	5.3	
vs. Princeton	8	0-2	.000	0-1	.000	0-0	.000	1-3-4	3.3	1	0	0	0	0	0	0	0	4.0	
Boston University	9	0-1	.000	0-1	.000	0-0	.000	2-0-2	3.0	0	0	0	1	0	0	0	0	3.2	
at George Washington																			
at Hawai'i																			
vs. New Mexico State	3	0-1	.000	0-0	.000	0-0	.000	0-0-0	2.5	0	0	0	1	0	0	0	0	2.7	
vs. Middle Tennessee																			
at Pittsburgh																			
at Georgia Tech																			
Florida State																			
at Clemson																			
Duke																			
at NC State	1	0-0	.000	0-0	.000	0-0	.000	0-0-0	2.1	0	0	0	0	0	1	0	0	2.3	
Louisville	13	0-1	.000	0-1	.000	0-0	.000	3-4-7	2.8	0	0	1	1	1	0	0	0	2.0	
at Florida State	12	2-2	1.000	1-1	1.000	0-0	.000	0-1-1	2.6	4	0	0	0	0	0	0	5	2.3	
Pittsburgh	15	1-3	.333	0-1	.000	2-2	1.000	3-1-4	2.7	1	0	1	2	0	0	0	4	2.5	
at Virginia Tech																			
Wake Forest																			
at Boston College																			
Virginia																			
Syracuse																			
at Notre Dame																			
Boston College																			
at North Carolina																			
Virginia Tech																			

## CAREER HIGHS

### Points

Career: 9 North Florida, 11/25/17  
ACC: 5 at Florida State, 1/27/18

### Rebounds

Career: 7 Louisville, 1/24/18  
ACC: 7 Louisville, 1/24/18

### Assists

Career: 1 3x, last vs. Pitt, 1/31/18  
ACC: 1 2x, last vs. Pitt, 1/31/18

### Steals

Career: 1 2x, last at NC State, 1/21/18  
ACC: 1 at NC State, 1/21/18

### Blocked Shots

Career: 1 2x, last vs. Louisville, 1/24/18  
ACC: 1 Louisville, 1/24/18

### Field Goals

Career: 4 North Florida, 11/25/17  
ACC: 2 at Florida State, 1/27/18

### Field-Goal Attempts

Career: 9 North Florida, 11/25/17  
ACC: 3 Pitt, 1/31/18

### Free Throws

Career: 2 Pitt, 1/31/18  
ACC: 2 Pitt, 1/31/18

### Free-Throw Attempts

Career: 2 2x, last vs. Pitt, 1/31/18  
ACC: 2 Pitt, 1/31/18

### 3-Point Field Goals

Career: 1 3x, last at Florida State, 1/27/18  
ACC: 1 at Florida State, 1/27/18

### 3-Point Field-Goal Attempts

Career: 2 North Florida, 11/25/17  
ACC: 1 2x, last at Florida State, 1/27/18

### Minutes

Career: 16 North Florida, 11/25/17  
ACC: 15 Pitt, 1/31/18

## CAREER STATISTICS

Season	GP	GS	Min.	Avg.	3-Point			Free Throws			Rebounds				Scoring										
					FG	FGA	Pct.	FT	FTA	Pct.	Off.	Def.	Tot.	Avg.	PF	FO	Ast.	TO	Blk	Stl	Pts.	Avg.			
2017-18	10	0	100	10.0	10	27	.370	3	9	.333	2	2	1.000	15	12	27	2.7	10	0	3	8	2	2	25	2.5



# 4 LONNIE WALKER IV

Fr. • 6-5 • 204 • Guard

Reading, Pa.

Reading HS

### 2017-18 HONORS

- ACC Rookie of the Week - Dec. 11
- ACC Co-Rookie of the Week - Jan. 29

### 2017-18 HIGHLIGHTS

- Ranks eighth among all ACC freshmen in scoring (11.0 ppg)
- Ranks 21st in conference in scoring (14.4) and ninth in free-throw pct. (.852) in ACC play
- Averaging 18.6 points and 4.1 rebounds per game and shooting 44.9 percent from 3-point range (22-49) in his seven starts this season
- 
- Scored 10 points and added five assists in college debut (11/10)
- Left Florida A&M game in first half with left ankle injury (11/16)
- Scored five points in homecoming game in Reading, Pa., against La Salle (11/22)
- Recorded 12 points and five rebounds against Princeton (12/2)

- Made first start against Boston U. (12/5) and had big game, recording career highs in points (26) and rebounds (7); was 9-for-15 from field, including 5-for-7 from 3-point range
- Named ACC Rookie of Week after BU performance (12/11)
- Scored 13 points and grabbed five rebounds at GW (12/16)
- Left Middle Tennessee game in first half with injury (held out in second half for precautionary reasons)
- Scored 16 points and pulled down seven rebounds at Clemson (1/13)
- Hit 5-of-8 3-pointers and scored 19 points with four steals against Duke (1/15)
- Scored 25 points, including game-tying layup with four seconds left in regulation, in OT win over Louisville (1/24)
- Recorded 23 points at Florida State (1/27)
- Named ACC Rookie of Week for second time after UofL/FSU performances (1/29)

### 2017-18 GAME-BY-GAME

	GS	Min	FG	Pct	3FG	Pct	FT	Pct	O-D-T	Avg	PF	FO	A	TO	Blk	Stl	Pts	Avg
Gardner-Webb	25	4-5	.800	2-3	.667	0-0	.000	1-1-2	2.0	0	0	5	2	0	0	10	10.0	
Navy	24	3-7	.429	1-5	.200	1-1	1.000	0-2-2	2.0	0	0	1	0	1	1	8	9.0	
Florida A&M	10	2-4	.500	1-2	.500	0-0	.000	0-2-2	2.0	0	0	0	0	0	1	5	7.7	
vs. La Salle	27	2-8	.250	0-4	.000	1-2	.500	1-1-2	2.0	0	0	2	0	0	2	5	7.0	
North Florida	22	2-5	.400	0-1	.000	3-4	.750	0-1-1	1.8	3	0	1	0	0	1	7	7.0	
at Minnesota	19	2-8	.250	1-5	.200	1-2	.500	0-2-2	1.8	1	0	1	0	0	1	6	6.8	
vs. Princeton	20	4-7	.571	3-4	.750	1-2	.500	0-5-5	2.3	0	0	1	2	1	0	12	7.6	
Boston University	* 28	9-15	.600	5-7	.714	3-3	1.000	0-7-7	2.9	2	0	2	4	0	0	26	9.9	
at George Washington	27	6-14	.429	1-7	.143	0-2	.000	2-3-5	3.1	3	0	3	1	1	1	13	10.2	
at Hawai'i	22	3-5	.600	1-3	.333	1-1	1.000	0-1-1	2.9	1	0	1	2	0	2	8	10.0	
vs New Mexico State	18	0-5	.000	0-1	.000	2-3	.667	2-2-4	3.0	3	0	0	0	0	0	2	9.3	
vs Middle Tennessee	5	0-1	.000	0-1	.000	0-0	.000	0-0-0	2.8	0	0	0	1	0	0	0	8.5	
at Pittsburgh	29	2-7	.286	0-2	.000	4-4	1.000	0-0-0	2.5	1	0	1	1	1	1	8	8.5	
at Georgia Tech	23	3-8	.375	0-3	.000	0-1	.000	0-5-5	2.7	2	0	0	2	1	2	6	8.3	
Florida State	* 15	2-5	.400	1-3	.333	0-0	.000	0-0-0	2.5	1	0	0	3	0	1	5	8.1	
at Clemson	* 29	6-16	.375	1-6	.167	3-5	.600	3-4-7	2.8	2	0	1	0	1	1	16	8.6	
Duke	* 33	6-17	.353	5-8	.625	2-2	1.000	0-2-2	2.8	2	0	2	0	0	4	19	9.2	
at NC State	30	4-7	.571	2-4	.500	2-2	1.000	1-1-2	2.7	2	0	1	0	0	2	12	9.3	
Louisville	* 40	9-18	.500	4-9	.444	3-3	1.000	0-4-4	2.8	3	0	3	1	1	2	25	10.2	
at Florida State	* 41	8-15	.533	4-8	.500	3-4	.750	1-3-4	2.9	5	1	5	1	1	0	23	10.8	
Pittsburgh	* 37	4-10	.400	2-8	.250	6-6	1.000	0-5-5	3.0	1	0	3	2	0	0	16	11.0	
at Virginia Tech																		
Wake Forest																		
at Boston College																		
Virginia																		
Syracuse																		
at Notre Dame																		
Boston College																		
at North Carolina																		
Virginia Tech																		

### CAREER HIGHS

#### Points

Career: 26 Boston University, 12/5/17  
 ACC: 25 Louisville, 1/24/18

#### Rebounds

Career: 7 2x, last at Clemson, 1/13/18  
 ACC: 7 at Clemson, 1/13/18

#### Assists

Career: 5 2x, last at Florida State, 1/27/18  
 ACC: 5 at Florida State, 1/27/18

#### Steals

Career: 4 Duke, 1/15/18  
 ACC: 4 Duke, 1/15/18

#### Blocked Shots

Career: 1 8x, last at Florida St., 1/27/18  
 ACC: 1 5x, last at Florida St., 1/27/18

#### Field Goals

Career: 9 2x, last vs. Louisville, 1/24/18  
 ACC: 9 Louisville, 1/24/18

#### Field-Goal Attempts

Career: 18 Louisville, 1/24/18  
 ACC: 18 Louisville, 1/24/18

#### Free Throws

Career: 6 Pitt, 1/31/18  
 ACC: 6 Pitt, 1/31/18

#### Free-Throw Attempts

Career: 6 Pitt, 1/31/18  
 ACC: 6 Pitt, 1/31/18

#### 3-Point Field Goals

Career: 5 2x, last vs. Duke, 1/15/18  
 ACC: 5 Duke, 1/15/18

#### 3-Point Field-Goal Attempts

Career: 9 Louisville, 1/24/18  
 ACC: 9 Louisville, 1/24/18

#### Minutes

Career: 41 at Florida State, 1/27/18  
 ACC: 41 at Florida State, 1/27/18

### CAREER STATISTICS

Season	GP	GS	Min.	Avg.	3-Point			Free Throws			Rebounds			Scoring											
					FG	FGA	Pct.	FT	FTA	Pct.	Off.	Def.	Tot.	Avg.	PF	FO	Ast.	TO	Blk	Stl	Pts.	Avg.			
2017-18	21	7	524	25.0	81	187	.433	34	94	.362	36	47	.766	11	51	62	3.0	32	1	33	22	8	22	232	11.0



# 2017-18 MIAMI BASKETBALL ROSTER

## NUMERICAL ROSTER

No.	Name	Yr.	Pos.	Ht.	Wt.	Hometown/Previous School
0	Ja'Quan Newton	Sr.	G	6-3	191	Philadelphia, Pa. / Neumann-Goretti HS
1	Dejan Vasiljevic	So.	G	6-3	203	Melbourne, Australia / Australian Institute of Sport
2	Chris Lykes	Fr.	G	5-7	161	Mitchellville, Md. / Gonzaga College HS
3	Anthony Lawrence II	Jr.	G	6-7	210	St. Petersburg, Fla. / Lakewood Senior HS
4	Lonnie Walker IV	Fr.	G	6-5	204	Reading, Pa. / Reading HS
5	Mike Robinson	Sr.	G	5-10	170	New Britain, Conn. / New Britain HS
10	Miles Wilson <sup>^</sup>	So.	G	6-5	198	Baltimore, Md. / Mount St. Mary's
11	Bruce Brown Jr.	So.	G	6-5	205	Boston, Mass. / Vermont Academy
14	Rodney Miller Jr.	So.	C	7-0	255	Laurelton, N.Y. / Oak Hill Academy
15	Ebuka Izundu	Jr.	C	6-10	235	Charlotte, N.C. / Victory Christian Center / Nigeria
20	Dewan Huell	So.	F	6-11	236	Miami, Fla. / Miami Norland HS
21	Sam Waardenburg	R-Fr.	F	6-10	217	Henderson, New Zealand / Rangitoto College
22	Deng Gak <sup>#</sup>	Fr.	F	6-10	195	Sydney, Australia / Blair Academy (N.J.)
35	Chris Stowell	Sr.	F	6-6	208	Exeter, N.H. / Tilton School (N.H.) / Exeter HS

## ALPHABETICAL ROSTER

No.	Name	Yr.	Pos.	Ht.	Wt.	Hometown/Previous School
11	Bruce Brown Jr.	So.	G	6-5	205	Boston, Mass. / Vermont Academy
22	Deng Gak <sup>#</sup>	Fr.	F	6-10	195	Sydney, Australia / Blair Academy (N.J.)
20	Dewan Huell	So.	F	6-11	236	Miami, Fla. / Miami Norland HS
15	Ebuka Izundu	Jr.	C	6-10	235	Charlotte, N.C. / Victory Christian Center / Nigeria
3	Anthony Lawrence II	Jr.	G	6-7	210	St. Petersburg, Fla. / Lakewood Senior HS
2	Chris Lykes	Fr.	G	5-7	161	Mitchellville, Md. / Gonzaga College HS
14	Rodney Miller Jr.	So.	C	7-0	255	Laurelton, N.Y. / Oak Hill Academy
0	Ja'Quan Newton	Sr.	G	6-3	191	Philadelphia, Pa. / Neumann-Goretti HS
5	Mike Robinson	Sr.	G	5-10	170	New Britain, Conn. / New Britain HS
35	Chris Stowell	Sr.	F	6-6	208	Exeter, N.H. / Tilton School (N.H.) / Exeter HS
1	Dejan Vasiljevic	So.	G	6-3	203	Melbourne, Australia / Australian Institute of Sport
21	Sam Waardenburg	R-Fr.	F	6-10	217	Henderson, New Zealand / Rangitoto College
4	Lonnie Walker IV	Fr.	G	6-5	204	Reading, Pa. / Reading HS
10	Miles Wilson <sup>^</sup>	So.	G	6-5	198	Baltimore, Md. / Mount St. Mary's

<sup>^</sup> sitting out 2017-18 season per NCAA transfer regulations

<sup>#</sup> redshirting 2017-18 season

**Head Coach:** Jim Larrañaga, Providence '71, seventh season

**Associate Head Coach:** Chris Caputo, Westfield State (Mass.) '02, seventh season

**Assistant Coach:** Jamal Brunt, Randolph-Macon '03, third season

**Assistant Coach:** Adam Fisher, Penn State '06, '09, third season

**Director of Operations:** Lamont Franklin, UNC Wilmington '97, first season

**Strength & Conditioning Coach:** Steve Felde, Concordia University (Wis.) '03

**Associate Athletic Trainer:** Javier Jimenez, Temple '06

**Associate Director of Operations:** Jeff Dyer, Delaware '14

**Player Development Assistant:** Chaiison Allen, Northeastern '11

## PRONUNCIATION GUIDE

Dewan Huell	.....	Duh-WAHN HUE-ull
Ebuka Izundu	.....	ee-BOO-kuh ee-ZOON-du
Ja'Quan Newton	.....	Juh-QUAN
Chris Stowell	.....	Stole
Dejan Vasiljevic	.....	DAY-on Vass-EE-luh-vitch
HC Jim Larrañaga	.....	LARE-uh-NAY-guh
AC Chris Caputo	.....	Cuh-POO-toe
SC Steve Felde	.....	FELL-dee
AT Javier Jimenez	.....	Hah-VEE-air Him-EN-ez

## CLASS BREAKDOWN

### FRESHMEN (4)

Deng Gak  
Chris Lykes  
Sam Waardenburg\*  
Lonnie Walker IV  
\* - Redshirt

### SOPHOMORES (5)

Bruce Brown Jr.  
Dewan Huell  
Rodney Miller Jr.  
Dejan "DJ" Vasiljevic  
Miles Wilson

### JUNIORS (2)

Ebuka Izundu  
Anthony Lawrence II

### SENIORS (3)

Ja'Quan Newton  
Mike Robinson  
Chris Stowell

## GEOGRAPHIC BREAKDOWN

### UNITED STATES

**Connecticut**  
Mike Robinson

### Florida

Dewan Huell  
Anthony Lawrence II

### Maryland

Chris Lykes  
Miles Wilson

### Massachusetts

Bruce Brown Jr.

### New Hampshire

Chris Stowell

### New York

Rodney Miller Jr.

### Pennsylvania

Ja'Quan Newton  
Lonnie Walker IV

## INTERNATIONAL

### Australia

Dejan Vasiljevic  
Deng Gak

### New Zealand


Sam Waardenburg

### Nigeria


Ebuka Izundu



# TV/RADIO ROSTER



**0 JA'QUAN NEWTON**  
Senior • G • 6-3 • 191  
Philadelphia, Pa.



**1 DEJAN (DJ) VASILJEVIC**  
Soph. • G • 6-3 • 203  
Melbourne, Australia



**2 CHRIS LYKES**  
Freshman • G • 5-7 • 161  
Mitchellville, Md.




**3 ANTHONY LAWRENCE II**  
Junior • G • 6-7 • 210  
St. Petersburg, Fla.



**4 LONNIE WALKER IV**  
Freshman • G • 6-4 • 204  
Reading, Pa.



**5 MIKE ROBINSON**  
Senior • G • 5-10 •  
New Britain, Conn.



**10 MILES WILSON**  
Soph. • G • 6-5 • 198  
Baltimore, Md.




**11 BRUCE BROWN JR.**  
Soph. • G • 6-5 • 205  
Boston, Mass.



**14 RODNEY MILLER JR.**  
Soph. • C • 7-0 • 255  
Laurelton, N.Y.



**15 EBUKA IZUNDU**  
Junior • C • 6-10 • 235  
Charlotte, N.C.




**20 DEWAN HUELL**  
Soph. • C • 6-11 • 236  
Miami, Fla.



**21 SAM WAARDENBURG**  
R-Freshman • F • 6-10 • 217  
Henderson, New Zealand



**22 DENG GAK**  
Freshman • F • 6-10 • 195  
Sydney, Australia



**35 CHRIS STOWELL**  
Senior • F • 6-6 • 208  
Exeter, N.H.



**JIM LARRAÑAGA**  
Head Coach



**CHRIS CAPUTO**  
Associate Head Coach



**JAMAL BRUNT**  
Assistant Coach



**ADAM FISHER**  
Assistant Coach