



2016-17 @CANESWBB GAME NOTES

Miami Athletics Communications • 5821 San Amaro Drive • Coral Gables, FL 33146 • HurricaneSports.com

Assistant Director of Communications: Alex Schwartz • Email: alexschwartz@miami.edu • Phone: 609-802-3674/305-284-3249

Twitter: @CanesWBB | Instagram: @CanesWBB | Facebook: /CanesWBB

GAME 25 | FEB. 12, 2017 • 2 P.M. ET • CORAL GABLES, FLA.



16/17 **MIAMI HURRICANES** (18-6, 7-5 ACC)

Head Coach: Katie Meier (Duke, 1989 [B.A.], 1990 [M.A.]

Record at UM: 225-149 (12th season), Career Record: 301-194 (16th season)

VS



CLEMSON TIGERS (14-11, 3-9 ACC)

Head Coach: Audra Smith (Virginia, 1992)

Record at CU: 29-75 (fourth season), Career Record: 178-215 (13th season)



Play4Kay

SERIES HISTORY

The Hurricanes sport a 9-6 all-time record against Clemson and have won six of the past seven matchups. In the most recent meeting between the two, Miami picked up an 83-49 road victory on Jan. 10, 2016.

BROADCAST INFORMATION

ACC Network Extra • Play-by-Play: Joe Zagacki • Color: Megan Perry | <http://es.pn/2k1texc>

WVUM 90.5 FM • Luis Gonzalez | Jihad Shatara | WVUM.org

NEWS & NOTES

HAYES' HISTORIC NIGHT

Against Virginia, Keyona Hayes became the 26th Hurricane with 1,000 points and the ninth with 700 rebounds. She had the 13th double-double of her career and fourth this year, posting 14 points to go along with a game- and season-high 13 rebounds, tying her most in an ACC contest. Her three steals also matched a career best.

MIAMI LEADERBOARDS

With 121 games played, Jessica Thomas is one behind Loretta Harvey (1980-84) for No. 10 all-time at Miami. She is also six assists shy of Della Wilson (1990-93) for No. 10 on that list. Adrienne Motley's 117 starts put her one back of Robin Harmony (1980-84) and Meghan Saake (1999-03) for fourth place among Hurricanes.

BIG-TIME BENCH

In 20 of 24 games, the Hurricanes have led their opponent in bench scoring, posting a differential of plus-10 or better 12 times, including at least plus-28 four times. On the season, Miami has registered 572 bench points and allowed just 294, good for a margin of plus-278 (11.6 per game). In total, 32.9 percent of the Hurricanes' points have come from the bench, while opponents have recorded only 19.9 percent of points from the bench.

TOP-25 TRIUMPHS

This is the first time since the 2011-12 campaign the Hurricanes have registered at least three top-25 victories in a season and the first time since 2003-04 they have won multiple top-25 road games in a year.

CHALLENGE ACCEPTED

Miami posted a 94-89 overtime win at No. 9/10 Ohio State in the ACC/Big Ten Challenge on 12/1/16. It was the Hurricanes' first top-10 road win since 2/2/14 (83-80 at No. 6 North Carolina). It was also their first time scoring 90-plus points against a ranked team since 12/5/11 (92-81 in 2OT vs. No. 11/12 Rutgers). Keyona Hayes had a career-high 23 points and Erykah Davenport notched her first double-double (10 points, 10 rebounds).

POSTSEASON PLAY

Miami has made the postseason in seven straight seasons, more than doubling the previous program record (2002-04) and surpassing its total (six) from the prior 16 years. Additionally, the Hurricanes have reached the NCAA Tournament five times in the last six years after making three appearances in the previous 17 seasons.

CLEMSON

The Tigers, 14-11 (3-9 ACC) overall and 3-1 in their last four, are led by junior wing Nelly Perry's 12.2 points per game. Coming off a 4-26 (0-16) campaign in 2015-16, Clemson was picked No. 15 in the ACC preseason poll.

PROJECTED STARTERS

0

Keyanna Harris
6-0 | F | Jr.
Riviera Beach, Fla.



CAREER HIGHS

Points: 17
Rebounds: 9
Assists: 4
Steals: 5
Blocks: 2
Minutes: 27

3

Jessica Thomas
5-6 | G | Sr.
Gainesville, Fla.



CAREER HIGHS

Points: 24
Rebounds: 9
Assists: 7
Steals: 5
Blocks: 2
Minutes: 42

20

Keyona Hayes
6-1 | F | Rsr.
Marietta, Ga.



CAREER HIGHS

Points: 23
Rebounds: 15
Assists: 5
Steals: 3
Blocks: 4
Minutes: 36

23

Adrienne Motley
5-9 | G | Sr.
Newport News, Va.



CAREER HIGHS

Points: 32
Rebounds: 8
Assists: 8
Steals: 5
Blocks: 3
Minutes: 43

30

Erykah Davenport
6-2 | F/C | Jr.
Decatur, Ga.



CAREER HIGHS

Points: 16
Rebounds: 15
Assists: 2
Steals: 5
Blocks: 5
Minutes: 34

2

CENTURY MARK

Miami is one of two (2) ACC teams to score 100 points in a conference game this year, its most ever in an ACC contest.

3

CONSISTENT CANES

Of the teams in the ACC since 2010-11, Miami is one of three (3) with a winning percentage over .700 in that timespan.

3

1K TRIO

Miami, Florida State and Syracuse are the only teams in the ACC with three (3) active 1,000-point scorers.

7

HAPPY AT HOME

Over the last seven (7) seasons—since the start of 2010-11—the Hurricanes have a 100-20 (.833) record at home.

10

DOUBLE-DIGIT W'S

Miami is one of just four teams with 10-plus ACC wins at least four times in the past seven years (including 2016-17).

10

ELITE COMPANY

Just 11 teams in the nation have an AP top-10 road win this year: Miami, Connecticut, Maryland, NC State, Oregon State, South Carolina, Stanford, Tennessee, Texas, UCLA and USC.

10

CATCHING HER COACH

With 1,714 points, Adrienne Motley is 10 behind assistant coach Octavia Blue for seventh place all-time at Miami.

20

VICTORIES

The Hurricanes have tallied 20-plus wins in six of the past seven seasons after doing so once in the prior 16.

59.8

STELLAR SHOOTING

Erykah Davenport is 73-of-122 from the floor thus far in 2016-17 and her 59.8 field goal percentage is the third-best mark in the ACC.

2016-17 SCHEDULE

DATE	OPPONENT	TIME/SCORE (TV)
Nov. 11	[14/20] at 19/19 Kentucky@	L, 82-66 (SECN +)
Nov. 13	[14/20] vs. Albany@	W, 77-53
NOV. 16	[22/22] CHARLOTTE	W, 80-46 (ACCN Extra)
Nov. 20	[22/22] at --/RV St. John's	W, 62-50 (ESPN3)
NOV. 25	[21/22] GRAMBLING STATE*	W, 89-61 (ACCN Extra)
NOV. 27	[21/22] TEXAS TECH*	W, 74-56 (ACCN Extra)
Dec. 1	[18/16] at 9/10 Ohio State!	W, 94-89 (OT) (BTN)
DEC. 4	[18/16] OLD DOMINION	W, 66-56 (ACCN Extra)
DEC. 6	[14/16] LOYOLA CHICAGO	W, 81-43 (ACCN Extra)
Dec. 16	[13/12] at FIU	W, 69-49 (CUSA.tv)
DEC. 19	[11/12] COPPIN STATE#	W, 75-35 (ACCN Extra)
DEC. 20	[11/11] MAINE#	W, 76-51 (ACCN Extra)
DEC. 29	[11/11] 7/7 FLORIDA STATE*	L, 81-66 (ACCN Extra)
Jan. 2	[14/11] at Pittsburgh*	W, 82-50 (ACCN Extra)
Jan. 5	[14/14] at RV/23 NC State*	W, 67-64 (ACCN Extra)
JAN. 8	[14/14] 7/6 NOTRE DAME*	L, 67-55 (ESPN2)
JAN. 11	[14/14] 15/16 VIRGINIA TECH*	W, 82-75 (ACCN Extra)
Jan. 15	[14/14] at 9/8 Louisville*	L, 63-59 (ESPN2)
Jan. 22	[14/14] at RV/24 Syracuse*	L, 81-48 (RSN/ACCN Extra)
JAN. 26	[17/17] NORTH CAROLINA* W, 100-88 (RSN/ACCN Extra)	
JAN. 29	[17/17] BOSTON COLLEGE*	W, 58-51 (ACCN Extra)
Feb. 2	[16/16] at --/RV Wake Forest*	W, 79-56 (ACCN Extra)
Feb. 6	[16/16] at 5/5 Florida State*	L, 80-71 (RSN/ACCN Extra)
FEB. 9	[16/17] VIRGINIA*	W, 63-52 (ACCN Extra)
FEB. 12	[16/17] CLEMSON*	2 p.m. (ACCN Extra)
Feb. 19	at Duke*	1 p.m. (RSN/ACCN Extra)
Feb. 23	at Virginia Tech*	7 p.m. (ACCN Extra)
FEB. 26	GEORGIA TECH*	1 p.m. (RSN/ACCN Extra)
Mar. 1-5	ACC Tournament (Conway, S.C.)	TBA

BOLD CAPS - home game, played at the Watsco Center in Coral Gables, Fla.

[#/#] - Miami's Associated Press Poll/USA TODAY Coaches Poll rankings

* - ACC game

@ - Kentucky Classic (Lexington, Ky.)

^ - Miami Thanksgiving Tournament (Coral Gables, Fla.)

! - ACC/Big Ten Challenge (Columbus, Ohio)

- Miami Holiday Tournament (Coral Gables, Fla.)

All times Eastern and subject to change



ROSTER BREAKDOWN

NUMERICAL ROSTER

NO.	NAME	POS	HT	CL	HOMETOWN / LAST SCHOOL
0	Keyanna Harris	F	6-0	Jr.	Riviera Beach, Fla. / William T. Dwyer
1	Laura Cornelius	G	5-8	So.	Groningen, Netherlands / Caland Lyceum
3	Jessica Thomas	G	5-6	Sr.	Gainesville, Fla. / Buchholz
4	Shaneese Bailey	G/F	5-9	RJr.	Callahan, Fla. / Florida Atlantic / University Christian School
5	Nigia Greene	G	5-10	Sr.	Atlanta, Ga. / St. Francis
12	Sarah Mortensen	G/F	6-1	Fr.	Copenhagen, Denmark / Long Island Lutheran (N.Y.)
15	Neydja Petithomme	G	5-8	Jr.	Boca Raton, Fla. / Auburn / Grandview Prep
20	Keyona Hayes	F	6-1	RSr.	Marietta, Ga. / St. Francis
21	Emese Hof	F/C	6-3	So.	Utrecht, Netherlands / Caland Lyceum
22	Zada Williams	F/C	6-2	So.	Babson Park, Fla. / Lake Wales
23	Adrienne Motley	G	5-9	Sr.	Newport News, Va. / Woodside
25	Khaila Prather	F	6-1	Jr.	Upper Marlboro, Md. / Riverdale Baptist
30	Erykah Davenport	F/C	6-2	Jr.	Decatur, Ga. / Tucker
51	Serena-Lynn Geldof	C	6-6	Fr.	Ostend, Belgium / KA Redingenhof Leuven

ALPHABETICAL ROSTER

NO.	NAME	POS	HT	CL	HOMETOWN / LAST SCHOOL
4	Shaneese Bailey	G/F	5-9	RJr.	Callahan, Fla. / Florida Atlantic / University Christian School
1	Laura Cornelius	G	5-8	So.	Groningen, Netherlands / Caland Lyceum
30	Erykah Davenport	F/C	6-2	Jr.	Decatur, Ga. / Tucker
51	Serena-Lynn Geldof	C	6-6	Fr.	Ostend, Belgium / KA Redingenhof Leuven
5	Nigia Greene	G	5-10	Sr.	Atlanta, Ga. / St. Francis
0	Keyanna Harris	F	6-0	Jr.	Riviera Beach, Fla. / William T. Dwyer
20	Keyona Hayes	F	6-1	RSr.	Marietta, Ga. / St. Francis
21	Emese Hof	F/C	6-3	So.	Utrecht, Netherlands / Caland Lyceum
12	Sarah Mortensen	G/F	6-1	Fr.	Copenhagen, Denmark / Long Island Lutheran (N.Y.)
23	Adrienne Motley	G	5-9	Sr.	Newport News, Va. / Woodside
15	Neydja Petithomme	G	5-8	Jr.	Boca Raton, Fla. / Auburn / Grandview Prep
25	Khaila Prather	F	6-1	Jr.	Upper Marlboro, Md. / Riverdale Baptist
3	Jessica Thomas	G	5-6	Sr.	Gainesville, Fla. / Buchholz
22	Zada Williams	F/C	6-2	So.	Babson Park, Fla. / Lake Wales

Head Coach: Katie Meier (Duke '89 [B.A.] & '90 [M.A.], 12th season)

Assistant Coach: Octavia Blue (Miami '98, fifth season)

Assistant Coach: Tia Jackson (Iowa '95, second season)

Assistant Coach: Fitzroy Anthony (Palm Beach Atlantic '08, second season)

Director of Basketball Operations & Special Projects: Margie Gill (Florida '03, third season)

Director of Basketball Operations / Coordinator of Recruiting: Loretta Hall (Cal State Northridge '94, 10th season)

Special Assistant: Sarah Smoak (Lynchburg '06, second season)

Coordinator of Video Services: Michael Whalen (Ohio State '16, first season)

Coordinator of Program & Player Development: Michaela Mabrey (Notre Dame '16, first season)

Athletic Trainer: Natalie Fontela (Miami '13, second season)

Strength & Conditioning Coach: Tyler Farwell (Illinois State '10, second season)

RETURNEES

- No. 0 Keyanna Harris
- No. 1 Laura Cornelius
- No. 3 Jessica Thomas
- No. 5 Nigia Greene
- No. 20 Keyona Hayes
- No. 21 Emese Hof
- No. 22 Zada Williams
- No. 23 Adrienne Motley
- No. 25 Khaila Prather
- No. 30 Erykah Davenport

NEWCOMERS

- No. 4 Shaneese Bailey (sat 2015-16 as a transfer)
- No. 12 Sarah Mortensen
- No. 15 Neydja Petithomme (sat 2015-16 as a transfer)
- No. 51 Serena-Lynn Geldof

FRESHMEN

- No. 12 Sarah Mortensen
- No. 51 Serena-Lynn Geldof

SOPHOMORES

- No. 1 Laura Cornelius
- No. 21 Emese Hof
- No. 22 Zada Williams

JUNIORS

- No. 0 Keyanna Harris
- No. 4 Shaneese Bailey (redshirt)
- No. 15 Neydja Petithomme
- No. 25 Khaila Prather
- No. 30 Erykah Davenport

SENIORS

- No. 3 Jessica Thomas
- No. 5 Nigia Greene
- No. 20 Keyona Hayes (redshirt)
- No. 23 Adrienne Motley

GEOGRAPHIC BREAKDOWN

FLORIDA

- No. 0 Keyanna Harris
- No. 3 Jessica Thomas
- No. 4 Shaneese Bailey
- No. 15 Neydja Petithomme
- No. 22 Zada Williams

GEORGIA

- No. 5 Nigia Greene
- No. 20 Keyona Hayes
- No. 30 Erykah Davenport

NETHERLANDS

- No. 1 Laura Cornelius
- No. 21 Emese Hof

BELGIUM

- No. 51 Serena-Lynn Geldof

DENMARK

- No. 12 Sarah Mortensen

MARYLAND

- No. 25 Khaila Prather

VIRGINIA

- No. 23 Adrienne Motley

PRONUNCIATION GUIDE

Katie Meier: MY-Urr
Shaneese Bailey: Shuh-NEESE
Erykah Davenport: Erica
Nigia Greene: Nye-ZHEE-Uh
Keyona Hayes: Key-AH-Nuh

Keyanna Harris: Key-AH-Nuh
Emese Hof: Uh-MASE-Uh HOFF
Neydja Petithomme: NEE-Zhuh PET-Ee-Home
Khaila Prather: KAY-Luh PRAY-Thur
Zada Williams: ZAY-Duh




PLAYER SPOTLIGHTS



#0 KEYANNA HARRIS
JR • F • 6-0 • Riviera Beach, Fla.

	GP-GS	PPG	RPG	APG	MPG
2016-17	24-18	4.9	3.7	1.2	19.4
CAREER	79-18	3.0	2.1	0.7	12.3



#1 LAURA CORNELIUS
SO • G • 5-8 • Groningen, Netherlands

	GP-GS	PPG	RPG	APG	MPG
2016-17	22-6	8.5	3.3	2.7	25.0
CAREER	55-6	6.8	2.5	2.6	23.4



#3 JESSICA THOMAS
SR • G • 5-6 • Gainesville, Fla.

	GP-GS	PPG	RPG	APG	MPG
2016-17	24-24	13.8	2.3	4.2	32.4
CAREER	121-91	9.8	2.7	2.9	26.6




#4 SHANESE BAILEY
JR • G/F • 5-9 • Callahan, Fla.

	GP-GS	PPG	RPG	APG	MPG
2016-17	24-2	3.3	1.8	0.4	10.0
CAREER	83-35	8.8	3.7	0.6	16.8



#5 NIGIA GREENE
SR • G • 5-10 • Atlanta, Ga.

	GP-GS	PPG	RPG	APG	MPG
2016-17	22-0	4.6	1.1	0.6	14.1
CAREER	71-4	4.4	1.1	0.5	13.7



#12 SARAH MORTENSEN
FR • G/F • 6-1 • Copenhagen, Denmark

	GP-GS	PPG	RPG	APG	MPG
2016-17	22-0	2.7	2.0	0.5	8.2
CAREER	22-0	2.7	2.0	0.5	8.2




#15 NEYDJA PETITHOMME
JR • G • 5-8 • Boca Raton, Fla.

	GP-GS	PPG	RPG	APG	MPG
2016-17	6-0	0.3	0.3	0.5	2.0
CAREER	37-16	4.7	1.8	2.7	18.8



#20 KEYONA HAYES
RSR • F • 6-1 • Marietta, Ga.

	GP-GS	PPG	RPG	APG	MPG
2016-17	24-23	8.7	6.3	1.3	23.3
CAREER	120-77	8.4	5.9	1.1	21.2



#21 EMESE HOF
SO • F/C • 6-3 • Utrecht, Netherlands

	GP-GS	PPG	RPG	APG	MPG
2016-17	22-3	5.9	4.0	0.8	15.9
CAREER	55-15	7.5	4.9	0.8	17.8



#22 ZADA WILLIAMS
SO • F/C • 6-2 • Babson Park, Fla.

	GP-GS	PPG	RPG	APG	MPG
2016-17	10-0	1.9	1.3	0.0	4.1
CAREER	31-0	1.8	1.5	0.2	4.7



#23 ADRIENNE MOTLEY
SR • G • 5-9 • Newport News, Va.

	GP-GS	PPG	RPG	APG	MPG
2016-17	23-23	12.8	2.9	2.9	29.6
CAREER	120-117	14.3	3.7	2.5	30.2



#25 KHAILA PRATHER
JR • F • 6-1 • Upper Marlboro, Md.

	GP-GS	PPG	RPG	APG	MPG
2016-17	23-0	1.2	2.4	0.0	7.7
CAREER	89-2	1.7	2.8	0.1	10.4



#30 ERYKAH DAVENPORT
JR • F/C • 6-2 • Decatur, Ga.

	GP-GS	PPG	RPG	APG	MPG
2016-17	24-21	7.0	5.0	0.3	18.1
CAREER	90-42	5.4	4.6	0.3	15.9



#51 SERENA-LYNN GELDOLF
FR • C • 6-6 • Ostend, Belgium

	GP-GS	PPG	RPG	APG	MPG
2016-17	10-0	1.5	1.3	0.0	4.9
CAREER	10-0	1.5	1.3	0.0	4.9



MIAMI
 HAS MADE THE POSTSEASON
SEVEN YEARS
IN A ROW

THE HURRICANES
 HAVE REACHED THE
NCAA TOURNAMENT
 FIVE TIMES IN THE LAST SIX YEARS

MIAMI
 HAS RECORDED
20-PLUS VICTORIES
 IN FIVE OF THE LAST SIX SEASONS

THE HURRICANES
 HAVE POSTED A
100-20 HOME RECORD (.833)
 SINCE THE START OF THE 2010-11 SEASON

MIAMI
 HAD AN ALUM IN THE
 2015 WNBA ALL-STAR GAME (RIQUANA WILLIAMS)
 AND IN THE
 2015 WNBA FINALS (SHENISE JOHNSON)

KATIE MEIER
 WON 2013 USA BASKETBALL NATIONAL
COACH OF THE YEAR,
 2010-11 AP NATIONAL COACH OF THE YEAR
 AND
 2010-11 ACC COACH OF THE YEAR



 **BASKETBALL**

UPCOMING CAREER MILESTONES

Laura Cornelius is seven assists away from 150 . . . **Erykah Davenport** is 13 points away from 500 . . . **Keyanna Harris** is one made free throw away from 50 and 14 points from 250 . . . **Emese Hof** is 20 minutes played away from 1,000 . . . **Khaila Prather** is one rebound away from 250 . . . **Jessica Thomas** is five assists away from 350 and 18 points from 1,200 . . . **Zada Williams** is three rebounds away from 50.

POLL RANKINGS

Below are Miami's rankings (points received in parenthesis) by week this season, with the AP Poll listed first and the Coaches Poll second.

Preseason: 14 (328) / 20 (179) ... **Week 2:** 22 (163) / 22 (107) ... **Week 3:** 21 (155) / 22 (143) ... **Week 4:** 18 (245) / 16 (255) ... **Week 5:** 14 (398) / 13 (400) ... **Week 6:** 13 (415) / 12 (416) ... **Week 7:** 11 (459) / 11 (452) ... **Week 8:** 11 (473) / 11 (468) ... **Week 9:** 14 (405) / 14 (387) ... **Week 10:** 14 (388) / 14 (337) ... **Week 11:** 14 (401) / 14 (368) ... **Week 12:** 17 (254) / 17 (238) ... **Week 13:** 16 (320) / 16 (311) ... **Week 14:** 16 (331) / 17 (262).

STARTING LINEUPS

The Hurricanes have used five starting lineups thus far in 2016-17.

- Cornelius/Davenport/Hayes/Motley/Thomas: 2-1 (most recent: 11/16/16)
- Davenport/Harris/Hayes/Motley/Thomas: 14-4 (most recent: 2/9/17)
- Cornelius/Hayes/Hof/Motley/Thomas: 0-1 (most recent: 1/22/17)
- Bailey/Cornelius/Hayes/Hof/Thomas: 1-0 (most recent: 1/26/17)
- Bailey/Cornelius/Hof/Motley/Thomas: 1-0 (most recent: 1/29/17)

1K CLUB

Adrienne Motley ranks eighth all-time at Miami with 1,714 points, Jessica Thomas is No. 16 with 1,182 and Keyona Hayes checks in at No. 26 with 1,010. This is the second time in program history, joining the 1998-99 season, Miami has three active 1,000-point scorers on the same team.

ACC ACTIVE LEADERBOARD

Hurricanes are among the ACC's active leaders in each main stat category.

- Points: 2. Motley (1,714), 16. Thomas (1,182) and 19. Hayes (1,010)
- Rebounds: 4. Hayes (703)
- Assists: 7. Thomas (345) and 9. Motley (301)

SENIOR CLASS & GOOD WORKS NOMINEES

Two Hurricanes have been selected for lists for achievements not just limited to athletics. Adrienne Motley is one of 30 players, including one of three from the ACC, among the candidates for the 2016-17 Senior CLASS Award. Khaila Prather was one of 64 DI players, seven of whom were in the ACC, nominated for the 2017 Allstate WBCA Good Works Team.

TV TIME

For the second straight year, all of Miami's home games are on TV. In total, 27 of Miami's 28 contests will be broadcast live—including all 16 ACC matchups—with two on ESPN2, five on RSN and one on Big Ten Network.

FROM OVERSEAS TO THE U

Miami has five players born outside the United States: Laura Cornelius (Netherlands), Serena-Lynn Geldof (Belgium), Emese Hof (Netherlands), Sarah Mortensen (Denmark) and Adrienne Motley (Netherlands).

MAYOR JAMES

Miami's all-time leading scorer, Tamara James, was elected mayor of Dania Beach, Fla. A three-time conference scoring leader, an ACC Legend and a four-time all-conference pick, James scored 2,406 points from 2002-06.

RECORDS AGAINST 2016-17 OPPONENTS

OPPONENT	RECORD	STREAK	LAST MEETING
Kentucky	1-5	L1	12/1/01, L, 60-57, away
Albany	n/a	n/a	n/a
Charlotte	1-1	W1	11/23/15, W, 77-70, away
St. John's	18-6	W8	2/10/04, W, 85-74, home
Grambling State	2-2	W1	12/21/08, W, 83-65, home
Texas Tech	0-2	L2	12/6/04, L, 109-49, away
Ohio State	0-2	L2	12/27/86, L, 79-75, away
Old Dominion	1-3	W1	11/17/15, W, 61-35, away
Loyola Chicago	1-0	W1	11/21/16, W, 77-50, away
FIU	34-22	W2	12/22/15, W, 83-55, home
Coppin State	3-0	W3	12/4/15, W, 78-59, home
Maine	1-2	L1	12/29/07, L, 54-53, home
Florida State	13-39	W1	3/4/16, W, 75-56, neutral (ACCT)
Pittsburgh	19-9	W2	3/3/16, W, 77-55, neutral (ACCT)
NC State	9-10	W1	12/30/15, W, 73-44, home
Notre Dame	4-17	L3	3/5/16, L, 78-67, neutral (ACCT)
Virginia Tech	16-6	W10	2/21/16, W, 67-56 (OT), home
Louisville	1-2	L2	2/25/16, L, 79-51, home
Syracuse	18-7	L1	2/1/16, L, 57-51, home
North Carolina	7-13	W1	1/17/16, W, 76-61, away
Boston College	25-17	W2	2/4/16, W, 67-62, away
Wake Forest	9-8	W1	1/14/16, W, 71-60, home
Virginia	7-9	L1	1/3/16, L, 76-56, away
Clemson	9-6	W2	1/10/16, W, 83-49, away
Duke	2-12	W1	2/7/16, W, 61-53, home
Georgia Tech	13-13	W2	2/11/16, W, 58-55, away

All information is as of the start of the 2016-17 season

300 WINS AND GOING STRONG

With a 79-56 win at Wake Forest on Feb. 2, Katie Meier earned career victory No. 300. One of two coaches with over 200 wins at Miami, she has led the Hurricanes to a 175-79 (.689) mark since 2009-10, including 153-65 (.702) since 2010-11.

HEADED TO THE HALL

Katie Meier has been named a part of the University of Miami Sports Hall of Fame's Class of 2017. Meier, who will be the third head coach in program history inducted, is joined by Ryan Braun, Jeremy Shockey and six others in the class.

MEIER'S PROCANES

Seventeen of Katie Meier's players at Miami have played professionally: Diane Barnes, Maria Brown, Charmaine Clark, LaToya Drake, Tamara James (WNBA), Shenise Johnson (WNBA), Suriya McGuire, Laura Quevedo, Maurita Reid, Necole Sterling, Morgan Stroman, Renee Taylor, Carla Williams, Jassany Williams, Riquana Williams (WNBA), Shawnice Wilson and Stefanie Yderstrom.

MIAMI IN THE PRESEASON POLLS

At No. 14 in the AP Poll and No. 20 in the Coaches Poll, Miami received its highest preseason national rankings since checking in at No. 7 in both polls in 2011. The Hurricanes were voted as high as No. 11 in the AP Poll and were in the top 19 on 31 of the 33 ballots. The last time Miami was nationally ranked entering a season was in 2012, when it was No. 24 in the AP Poll and No. 23 in the Coaches Poll.

MOTLEY'S EARLY ACCOLADES

Adrienne Motley was tabbed as a Preseason First Team All-ACC pick by both the Blue Ribbon Panel and the ACC Coaches for the second year in a row. She was also chosen as a College Sports Madness Preseason Fourth Team All-American and was named to the Naismith Trophy and the Nancy Lieberman Award preseason watch lists, as well as the Wooden Award Preseason Top 30.



IN THE RECORD BOOKS

In 2015-16, three Hurricanes combined to post four top-10 single-season marks in the Miami record books across three statistical categories. Emese Hof's 54.2 field goal percentage placed fourth on Miami's list, while Keyona Hayes' 53.5 percent clip ranked eighth. Those marks were also fifth and eighth, respectively, in the ACC last year. Laura Cornelius registered a 42.3 3-point percentage, good for the third-best mark by a Hurricane and the third-best figure in the ACC in 2015-16. Also, Hof's 42 blocks put her No. 10 on Miami's single-season leaderboard, while her 1.3 blocks per game ranked No. 11 in the conference last season.

A YEAR TO REMEMBER

The 2015-16 season was the top combined season ever between Miami's men's and women's basketball programs. Together, they went 51-17, setting a school record for combined victories and winning percentage (.750). It was the third time, joining 1997-98 and 2012-13, both reached the NCAA Tournament the same year. Miami was one of 10 schools to have both teams conclude 2015-16 ranked in the USA TODAY Coaches Poll, checking in at No. 8 and No. 24, respectively. The men had the second-most wins in a season in program history, while the women tied for the fifth-most.

WATSCO CENTER

After 13-plus years as the BankUnited Center, Miami's on-campus arena is now the Watsco Center. Watsco, Inc., based in Miami, is traded on the NYSE and is the largest distributor of air conditioning, heating and refrigeration products with annual sales of more than \$4 billion, 5,000 employees and 563 locations in North America. Watsco has provided funding to Miami since the 1990s through its "Watsco's Kids" program, giving kids in the community free access to performance arts, sports and other events at UM.

FACILITY UPGRADES

The Miami basketball facility is undergoing a \$1.7 million renovation. The project features upgrades to the locker rooms, student-athlete lounges, office spaces, weight room and practice facility hallways. It is being split into two phases, with the second part to begin following the season. The coaches' offices and hallways of the facility will feature highlights from great moments in program history, plus photos of select stars from both the men's and women's teams. Also on display will be large-scale images of UM's ProCanes, as well as the newest Miami adidas gear. The players' lounge will have a gaming center with couches and televisions. The walls of the practice facility will show photos of celebrity Canes fans throwing up the U. Student-athletes will have custom lockers and the sound system in the locker room, lounges and coaches' offices will be upgraded, too.

EXTENSION, DONATION, CHALLENGE

On Oct. 13, 2014, Katie Meier received a contract extension from Miami that runs through 2020-21. Upon signing the deal, Meier announced plans to contribute \$75,000 back to the school towards women's athletics and she challenged the UM and South Florida communities to donate, too.

WELCOME TO THE U

Miami's 2017 signing class is one of the best in program history and includes five highly-touted prospects. The group is ranked as a top-17 class by both ProspectsNation.com and espnW HoopGurlz. Three of Miami's signees are four-star, top-90 recruits according to both outlets, while all of them are four-star, top-125 players on at least one site.

- Endia Banks, 5-9, Guard, Duluth, Ga. - ProspectsNation: 4 stars, No. 53 . . . espnW: 3 stars, unranked
- Mykea Gray, 5-6, Guard, Upper Marlboro, Md. - ProspectsNation: 4 stars, No. 60 . . . espnW: 4 stars, No. 70
- Kelsey Marshall, 5-9, Guard, Davie, Fla. - ProspectsNation: 4 stars, No. 90 . . . espnW: 4 stars, No. 81
- Taylor Mason, 5-9, Guard, Decatur, Ga. - ProspectsNation: 4 stars, No. 82 . . . espnW: 4 stars, No. 66
- Rebecca Ripley, 6-0, Wing/Forward, Stratham, N.H. - ProspectsNation: 4 stars, No. 125 . . . espnW: 3 stars, unranked

AP PRESEASON POLL

The Hurricanes are scheduled to play seven games this season against teams ranked in the top 20 of the preseason Associated Press Poll, with five of them on the road. Below is the preseason AP Poll, with Miami's 2016-17 opponents listed in bold.

1. **Notre Dame**
2. Baylor
3. Connecticut
4. South Carolina
5. **Louisville**
6. Maryland
7. **Ohio State**
8. Texas
9. UCLA
10. Mississippi State
11. Stanford
12. **Florida State (two meetings)**
13. Tennessee
- T-14. *Miami*
- T-14. **Syracuse**
16. Oklahoma
17. Washington
18. Arizona State
19. **Kentucky**
20. Florida
21. DePaul
22. West Virginia
23. Indiana
24. Missouri
25. Oregon State

In addition, the Hurricanes will play four games, including three on the road, against teams that received votes in the preseason USA TODAY Coaches Poll and/or preseason AP Poll: Duke, Georgia Tech, NC State and St. John's.

NEW AT THE U

After having six new staff members last year, including two assistant coaches, Miami has just two newcomers in 2016-17. Michael Whalen joins the Hurricanes as the coordinator of video services, while former Notre Dame standout Michaela Mabrey is now the coordinator of program & player development.

2015-16 STANDINGS

Miami finished in fifth place in the ACC last season, one spot above where it was picked in the preseason poll by both the Blue Ribbon Panel and the ACC Coaches. It marked the sixth straight year the Hurricanes went at least .500 in ACC play and ended the season top eight of the standings.

- | | | |
|-----|----------------|-------------|
| 1. | Notre Dame | 16-0 |
| 2. | Louisville | 15-1 |
| 3. | Syracuse | 13-3 |
| 4. | Florida State | 13-3 |
| 5. | Miami | 10-6 |
| 6. | NC State | 10-6 |
| 7. | Georgia Tech | 8-8 |
| 8. | Duke | 8-8 |
| 9. | Virginia | 6-10 |
| 10. | Wake Forest | 6-10 |
| 11. | Virginia Tech | 5-11 |
| 12. | Pittsburgh | 4-12 |
| 13. | North Carolina | 4-12 |
| 14. | Boston College | 2-14 |
| 15. | Clemson | 0-16 |

ACC PRESEASON POLL

Miami was picked to finish fifth in the ACC this year by the Blue Ribbon Panel and the ACC Coaches. It is the highest the team has been tabbed since 2011-12, when it was chosen in the top spot and went on to finish second. Below are the preseason polls from both outlets, with the number of points and first place votes received.

#	BRP	COACH
1.	ND (795, 44)	ND (221, 13)
2.	UL (758, 8)	UL (209, 1)
3.	FS (674, 2)	FS (194, 1)
4.	SU (646)	SU (178)
5.	UM (584)	UM (162)
6.	DU (516)	DU (144)
7.	ST (479)	ST (132)
8.	NC (415)	GT (110)
9.	GT (376)	NC (108)
10.	VA (296)	VA (85)
11.	WF (264)	WF (74)
12.	VT (224)	VT (72)
13.	UP (209)	BC (48)
14.	BC (176)	UP (47)
15.	CU (68)	CU (16)

MONEY MOT

Adrienne Motley was one of three players to finish 2015-16 in the top 10 in the ACC in PPG (15.7, sixth), 3P% (36.5, ninth) and FT% (76.7, 10th). In 2014-15, she was the lone player in the ACC top 15 in PPG, 3P%, FT% and FG%.

QUICK FACTS

UNIVERSITY INFORMATION

Location	Coral Gables, Fla.
Enrollment	16,818
Founded	1925
Nickname	Hurricanes
Colors	Orange (PMS 1665), Green (PMS 3435) and White
President	Dr. Julio Frenk
Director of Athletics	Blake James
Conference	Atlantic Coast Conference
Arena / Capacity	Watsco Center / 7,972
Ticket Office Phone	1-800-GO-CANES
Press Row	305-284-2111

COACHING STAFF

Head Coach	Katie Meier (Duke, 1989 [B.A.], 1990 [M.A.])
Record at Miami	225-149 (12th season)
Career Record	301-194 (16th season)
Assistant Coach	Octavia Blue (Miami '98, fifth season)
Assistant Coach	Tia Jackson (Iowa '95, second season)
Assistant Coach	Fitzroy Anthony (Palm Beach Atlantic '08, second season)
Director of Ops / Coordinator of Recruiting	Lonnette Hall (Cal State Northridge '94, 10th season)
Director of Ops & Special Projects	Margie Gill (Florida '03, third season)
Special Assistant	Sarah Smoak (Lynchburg '06, second season)
Coordinator of Video Services	Michael Whalen (Ohio State '16, first season)
Coordinator of Program & Player Development	Michaela Mabrey (Notre Dame '16, first season)
Athletic Trainer	Natalie Fontela (Miami '13, second season)
Strength & Conditioning Coach	Tyler Farwell (Illinois State '10, second season)

PROGRAM INFORMATION

First Year of Basketball	1972-73
All-Time Record	731-523 (.583)
All-Time ACC Record	90-102 (.469)
NCAA Tournament Appearances	11 (1989, '92, '93, '98, 2003, '04, '11, '12, '13, '15, '16)
Last NCAA Tournament Opponent	South Dakota State, 2016 (L, 74-71, First Round)
WNIT Appearances	Six (1990, '99, 2002, '06, '10, '14)
Last WNIT Opponent	Stetson, 2014 (L, 70-63, First Round)
2015-16 Overall Record	24-9
Home / Away / Neutral	13-3 / 8-3 / 3-3
ACC Record / Finish	10-6 / 5th
Letter Winners Returning / Lost	10 / 1
Starters Returning / Lost	4 / 1
Newcomers	4

RETURNING STARTERS	CL	POS	PPG	RPG	APG
Erykah Davenport	Jr.	F/C	6.2	5.2	0.4
Keyona Hayes	RSr.	F	9.1	5.5	1.5
Adrienne Motley	Sr.	G	15.7	3.6	2.5
Jessica Thomas	Sr.	G	11.7	3.7	3.6

KEY LOSSES	POS	PPG	RPG	APG
Michelle Woods (<i>graduation</i>)	G	6.5	3.6	3.1

RETURNING NUMBERS	AVG	PCT
Points	64.2	.908
Rebounds	36.1	.908
Assists	12.5	.804
Blocks	3.1	.904
Steals	8.4	.866
Starts	132 of 165	.800

NEWCOMERS	POS	HT	CL
Shaneese Bailey	G/F	5-9	RJr.
Serena-Lynn Geldof	C	6-6	Fr.
Sarah Mortensen	G/F	6-1	Fr.
Neydja Petithomme	G	5-8	Jr.

SEVEN STRAIGHT POSTSEASON BERTHS

Miami has now made the postseason in each of the last seven years, more than doubling the program's prior top streak of three. Below are the results from each of those tournaments, as well as the team's final record each season.

2009-10: WNIT Finals (22-14, 4-10 ACC)

2010-11: NCAA Tournament Second Round (28-5, 12-2 ACC)

2011-12: NCAA Tournament Second Round (26-6, 14-2 ACC)

2012-13: NCAA Tournament First Round (21-11, 11-7 ACC)

2013-14: WNIT First Round (16-15, 8-8 ACC)

2014-15: NCAA Tournament Second Round (20-13, 8-8 ACC)

2015-16: NCAA Tournament First Round (24-9, 10-6 ACC)

THE LAST TIME IT HAPPENED...

TEAM SCORING

Miami scored 100+ points	100 vs. North Carolina (1/26/17)
An opponent scored 100+ points	111 by [1/1] Maryland (1/10/07)
Miami scored 90-99 points	94 at [9/10] Ohio State (12/1/16)
An opponent scored 90-99 points	90 by [3/3] Notre Dame (2/14/16)
Miami scored 80-89 points	82 vs. [15/16] Virginia Tech (1/11/17)
An opponent scored 80-89 points	80 by [5/5] Florida State (2/6/17)

MARGIN OF VICTORY

Miami won by 50+ points	51 vs. Illinois State (11/28/14)
An opponent won by 50+ points	58 by [1/1] Maryland (1/10/07)
Miami won by 40-49 points	40 vs. Coppin State (12/19/16)
An opponent won by 40-49 points	40 by [5/5] Maryland (1/31/08)
Miami won by 30-39 points	32 at Pittsburgh (1/2/17)
An opponent won by 30-39 points	33 by [RV/24] Syracuse (1/22/17)

OVERTIME

Miami won in overtime	94-89 (OT) at [9/10] Ohio State (12/1/16)
Miami lost in overtime	72-67 (OT) vs. Florida State (3/6/14)

RANKINGS

Miami defeated a ranked opponent	82-75 vs. [15/16] Virginia Tech (1/11/17)
Miami lost to a ranked opponent	80-71 at [5/5] Florida State (2/6/17)
Miami defeated a top 11-15 opponent	82-75 vs. [15/16] Virginia Tech (1/11/17)
Miami lost to a top 11-15 opponent	70-67 at [12/12] Florida State (2/28/16)
Miami defeated a top 6-10 opponent	94-89 (OT) at [9/10] Ohio State (12/1/16)
Miami lost to a top 6-10 opponent	63-59 at [9/8] Louisville (1/15/17)
Miami defeated a top 5 opponent	78-63 vs. [4/4] Notre Dame (1/8/15)
Miami lost to a top 5 opponent	80-71 at [5/5] Florida State (2/6/17)

POINTS

A UM player scored 40+ points	42 by Renee Taylor at Houston (12/19/05)
An opponent scored 40+ points	43 by Monique Currie of Duke (2/19/06)
A UM player scored 30-39 points	30 by Adrienne Motley vs. Washington (3/20/15)
An opponent scored 30-39 points	37 by Ty Marshall of Georgia Tech (2/24/13)

REBOUNDS

A UM player had 20+ rebounds	21 by Tamara James vs. USF (11/22/02)
An opponent had 20+ rebounds	22 by Crystal Langhorne of Maryland (2/17/05)
A UM player had 15-19 rebounds	15 by Erykah Davenport vs. Duke (2/7/16)
An opponent 15-19 rebounds	17 by Adut Bulgak of Florida State (2/8/15)

ASSISTS

A UM player had 10+ assists	10 by Riquna Williams at Cornell (12/21/09)
An opponent had 10+ assists	11 by Emily Pollock of Austin Peay (11/28/08)

STEALS

A UM player had 5+ steals	5 by Keyanna Harris vs. Virginia (2/9/17)
An opponent had 5+ steals	5 by Kyley Simmons of Illinois (12/2/15)

BLOCKED SHOTS

A UM player had 5+ blocks	5 by Erykah Davenport at Loyola Chicago (11/21/15)
An opponent had 5+ blocks	6 by Brianna Turner of Notre Dame (2/14/16)

ATHLETICS COMMUNICATIONS

Assistant Director of Communications (Women's Basketball Primary)	Alex Schwartz
Phone	C: 609-802-3674 / O: 305-284-3249
Email	alexschwartz@miami.edu
Twitter	@AlexJSchwartz
Communications Assistant (Women's Basketball Secondary)	Kevin Ivany
Phone / Email	C: 848-480-3783 / ksi9@miami.edu
Athletics Website	HurricaneSports.com
Twitter	@CanesWBB @MiamiHurricanes
Coach Meier Twitter	@CoachKatieMeier
Instagram	@CanesWBB @MiamiHurricanes
Facebook	/CanesWBB /MiamiHurricanes
Mailing Address	5821 San Amaro Drive, Coral Gables, FL 33134



Miami Combined Team Statistics (2015-16 Final) All games

RECORD:	OVERALL	HOME	AWAY	NEUTRAL
ALL GAMES	24-9	13-3	8-3	3-3
CONFERENCE	10-6	5-3	5-3	0-0
NON-CONFERENCE	14-3	8-0	3-0	3-3

#	Player	gp-gs	min	avg	Total		3-Point		F-Throw		Rebounds				pf	dq	a	to	blk	stl	pts	avg
					fg-fga	fg%	3fg-fga	3fg%	ft-fita	ft%	off	def	tot	avg								
23	Adrienne Motley	33-33	1001	30.3	191-440	.434	58-159	.365	79-103	.767	56	63	119	3.6	53	0	84	51	2	53	519	15.7
03	Jessica Thomas	33-33	1044	31.6	139-363	.383	64-181	.354	45-73	.616	12	110	122	3.7	54	1	120	62	6	50	387	11.7
20	Keyona Hayes	33-31	792	24.0	130-243	.535	6-18	.333	35-52	.673	65	118	183	5.5	67	0	51	57	10	42	301	9.1
21	Emese Hof	33-12	631	19.1	117-216	.542	0-1	.000	50-81	.617	73	107	180	5.5	88	1	24	57	42	25	284	8.6
10	Michelle Woods	33-33	847	25.7	75-233	.322	30-117	.256	34-43	.791	22	98	120	3.6	78	1	101	76	11	43	214	6.5
30	Erykah Davenport	33-21	591	17.9	83-162	.512	0-1	.000	37-72	.514	53	119	172	5.2	80	3	14	53	25	31	203	6.2
01	Laura Cornelius	33-0	738	22.4	66-167	.395	47-111	.423	8-10	.800	14	53	67	2.0	55	1	84	56	1	23	187	5.7
00	Keyanna Harris	32-0	361	11.3	33-87	.379	1-18	.056	26-39	.667	25	37	62	1.9	45	0	19	27	7	22	93	2.9
05	Nigia Greene	16-0	164	10.3	16-56	.286	11-38	.289	3-6	.500	1	9	10	0.6	3	0	6	7	0	9	46	2.9
25	Khaila Prather	33-2	351	10.6	24-67	.358	0-0	.000	14-35	.400	38	50	88	2.7	48	0	5	40	9	16	62	1.9
22	Zada Williams	21-0	105	5.0	16-33	.485	0-0	.000	6-16	.375	16	18	34	1.6	14	0	6	5	1	7	38	1.8
Team													85	68	153				23			
Total.....		33	6625		890-2067	.431	217-644	.337	337-530	.636	460	850	1310	39.7	585	7	514	514	114	321	2334	70.7
Opponents.....		33	6625		734-1910	.384	159-503	.316	376-572	.657	416	819	1235	37.4	540	-	381	624	110	239	2003	60.7

TEAM STATISTICS	UM	OPP
SCORING	2334	2003
Points per game	70.7	60.7
Scoring margin	+10.0	-
FIELD GOALS-ATT	890-2067	734-1910
Field goal pct	.431	.384
3 POINT FG-ATT	217-644	159-503
3-point FG pct	.337	.316
3-pt FG made per game	6.6	4.8
FREE THROWS-ATT	337-530	376-572
Free throw pct	.636	.657
F-Throws made per game	10.2	11.4
REBOUNDS	1310	1235
Rebounds per game	39.7	37.4
Rebounding margin	+2.3	-
ASSISTS	514	381
Assists per game	15.6	11.5
TURNOVERS	514	624
Turnovers per game	15.6	18.9
Turnover margin	+3.3	-
Assist/turnover ratio	1.0	0.6
STEALS	321	239
Steals per game	9.7	7.2
BLOCKS	114	110
Blocks per game	3.5	3.3
ATTENDANCE	18686	56550
Home games-Avg/Game	16-1168	11-2417
Neutral site-Avg/Game	-	6-4994
Score by Periods	1st 2nd 3rd 4th OT Totals	
Miami	552 582 587 596 17 2334	
Opponents	496 473 527 501 6 2003	

Date	Opponent	Score	Att.
11/13/15	WRIGHT STATE	w 80-67	4034
11/15/15	BETHUNE-COOKMAN	w 55-47	718
11/17/15	at Old Dominion	w 61-35	2576
11/21/15	at Loyola Chicago	w 77-50	221
11/23/15	at Charlotte	w 77-70	720
% 11/27/15	MILWAUKEE	w 77-38	631
% 11/29/15	LA SALLE	w 86-58	570
^ 12/02/15	ILLINOIS	w 73-64	910
12/04/15	COPPIN STATE	w 78-59	616
12/06/15	UMASS LOWELL	w 84-53	556
@ 12/19/15	vs #4/4 Baylor	L 81-88	1789
@ 12/20/15	vs Indiana	w 89-75	1367
12/22/15	FIU	w 83-55	650
* 12/30/15	NC STATE	w 73-44	857
* 01/03/16	at Virginia	L 56-76	3656
* 01/07/16	PITTSBURGH	w 79-55	629
* 01/10/16	at Clemson	w 83-49	733
* 01/14/16	WAKE FOREST	w 71-60	606
* 01/17/16	at North Carolina	w 76-61	2761
* 01/24/16	#14/13 FLORIDA STATE	L 58-69	2313
* 01/28/16	at Virginia Tech	w 57-45	1447
* 02/01/16	SYRACUSE	L 51-57	745
* 02/04/16	at Boston College	w 67-62	406
* 02/07/16	DUKE	w 61-53	1293
* 02/11/16	at Georgia Tech	w 58-55	975
* 02/14/16	at #3/3 Notre Dame	L 69-90	9149
* 02/21/16	VIRGINIA TECH	wot 67-56	2180
* 02/25/16	#10/10 LOUISVILLE	L 51-79	1378
* 02/28/16	at #12/12 Florida State	L 67-70	3945
+ 03/03/16	vs Pittsburgh	w 77-55	8790
+ 03/04/16	vs #14/10 Florida State	w 74-56	8548
+ 03/05/16	vs #2/3 Notre Dame	L 67-78	6361
! 03/19/16	vs South Dakota State	L 71-74	3106

* = Conference game
 % = Miami Thanksgiving Classic (Coral Gables, Fla.)
 ^ = Big Ten/ACC Challenge
 @ = Florida Sunshine Classic (Winter Park, Fla.)
 + = ACC Tournament (Greensboro, N.C.)
 ! = NCAA Tournament (Stanford, Calif.)



HEAD COACH KATIE MEIER

12TH SEASON | DUKE, 1989 (B.A.) | DUKE, 1990 (M.A.)

Hometown: Wheaton, Ill. | Head Coach: Charlotte, 2001-05 | Miami, 2005-present

MEIER'S CAREER

Assistant Coach	
1993-94	UNC Asheville
1994-99	Tulane
Associate Head Coach	
1999-2001	Tulane
Head Coach	
2001-05	Charlotte
2005-pres.	Miami

EDUCATION

Wheaton Central High School, 1985
 Duke University, 1989
 B.A. English (Literature)
 Duke University, 1990
 M.A. English (Teaching English)

NCAA APPEARANCES

2003 - Charlotte
 2011 - Miami
 2012 - Miami
 2013 - Miami
 2015 - Miami
 2016 - Miami

WNIT APPEARANCES

2004 - Charlotte
 2005 - Charlotte
 2006 - Miami
 2010 - Miami
 2014 - Miami

PLAYING CAREER

Wheaton Central High School, 1981-85
 Duke University, 1985-90
 BBC Mini-Flat Waregem (Belgium), 1990-93

MISCELLANEOUS

ACC Rookie of the Year, 1986
 GTE Academic All-American, 1988
 First Team All-ACC, 1990
 Kodak/WBCA District All-American, 1990
 Duke Hall of Honor Inductee, 2002
 C-USA Coach of the Year, 2003
 WBCA Region 4 Coach of the Year, 2003
 ACC Tournament Legend, 2006
 ACC Coach of the Year, 2011
 WBCA Region 2 Coach of the Year, 2011
 AP National Coach of the Year, 2011
 USA Basketball Coach of the Year, 2013

PERSONAL

Hometown: Wheaton, Ill.

Katie Meier completed her 11th season as the head coach of the Hurricanes' women's basketball program in 2015-16. A well-known and respected figure in women's basketball, Meier has worked tirelessly to put her mark on Miami's program and to build a winning tradition.

In 2015-16, Meier guided her team to a seventh consecutive postseason, a fifth trip to the NCAA Tournament in the last six years, and a sixth 20-plus win season in the last seven years, all extending program records. The Hurricanes finished with a 24-9 record to tie for the fifth-most wins in a single campaign in program history.

In January 2014, Meier was named a co-recipient of the 2013 USA Basketball National Coach of the Year award after leading the USA U19 team to a gold medal and perfect 9-0 record at the 2013 FIBA U19 World Championship.

All of her hard work was rewarded after the 2010-11 season when she was named the Associated Press National Coach of the Year - sharing the award with Connecticut's Geno Auriemma and Stanford's Tara VanDerveer.

That season, Meier led the Hurricanes into the NCAA tournament for the first time since 2004 and their win over Gardner-Webb in the first round was the first tournament win for Miami since 1993. The Canes entered the 2010-11 season with high internal expectations, but were picked eighth in the Preseason ACC Poll after a season in which they were the No. 12 seed in the ACC Tournament.

However, the Hurricanes exceeded all of the outside expectations and, at one point, won 17 straight games. They were a perfect 20-0 inside the BankUnited Center and finished 12-2 in ACC play - earning their first regular season conference title since joining the league in 2004. As a reward, Meier was named the ACC Coach of the Year and later would be selected as the WBCA/RUSSELL ATHLETIC Region 2 Coach of the Year, as voted on by her peers.

Meier continued that success into the 2011-12 season, a year in which the Canes accomplished many firsts for the program. Miami defeated Maryland - the eventual ACC Tournament champ - twice during the regular season, the first when the Terrapins were ranked fifth in the nation. It was the first time in program history that the Hurricanes had defeated a top-five team. Later in the year, UM ascended to its highest ranking ever, also at No. 5.

The Hurricanes have proved to be formidable on the court in the BankUnited Center, as the 2011-12 season saw Miami go undefeated at home for the second consecutive season. Their 16-0 mark on the year pushed the Canes record home win streak to 40 straight games. Only Stanford ended the season with a longer active streak.

For her dedication to the University of Miami and the athletic department, Meier was signed to a two-year contract extension, securing the Wheaton, Ill., native through the 2017-18 season. Prior to the 2014-15 season, Meier received another extension, through the 2020-21 campaign, and donated \$75,000 back to the school to go towards women's athletics as well as challenged to community to contribute too.

Five people who have been assistants for Meier during her head coaching career have gone on to earn Division I head coaching positions: Lynn Bria (Stetson), Amanda Butler (Florida), Darrick Gibbs (North Florida), Carolyn Kieger (Marquette) and Stephanie McCormick (Western Carolina). Additionally, 17 of Meier's players at Miami have signed professional contracts after their college careers.

Through the 2015-16 season, Meier has a career record of 283-188, including a 207-143 mark at Miami.

A New Era

Hired April 19, 2005, Meier was appointed by then-Miami AD Paul Dee in front of national and local media, fans, alumni and support staff, signifying the beginning of a new era.

Following an unprecedented career as one of the greatest athletes to ever play in the Atlantic Coast Conference, Meier quickly established herself in the coaching ranks. Following an impressive four-year tenure as the head coach at Charlotte where she helped bring the 49er program into national prominence, Meier made it clear that her goal was to make Miami one of the premier women's basketball programs in the country.

Creating a Winning Program

In her first season, Meier wasted little time in making the first steps towards those goals. After receiving little attention in the ACC preseason polls, the Hurricanes posted an impressive overall record of 17-13. They fought through a conference that would send nine teams to the postseason, including three to the NCAA Final Four. Miami finished with a sixth-place, 6-8 record in ACC play en route to earning a berth into the second round of the 2006 Women's National Invitation Tournament.

During the season, Miami posted wins over ranked teams such as No. 25 Mississippi, No. 21 Boston College and No. 25 Virginia Tech, and nearly knocked off then-No. 1 Duke in double overtime. The Hurricanes also recorded wins over two eventual conference champions in Hartford (America East) and Oakland (Mid-Continent). Under Meier's direction, in 2005-06, standout Tamara James produced one of the greatest seasons ever seen by a UM player, becoming the Miami's all-time leading scorer. James was selected with the eighth overall pick in the 2006 WNBA Draft by the Washington Mystics.

In Meier's second season in 2006-07, the Hurricanes got off to a strong start, winning seven of their first eight games--including a 79-70 win over Indiana to claim the UM Thanksgiving Tournament title. On Dec. 1, Meier picked up her 100th career victory as the Hurricanes defeated Jackson State, 77-50. However, with only eight healthy players to call upon by the start of the ACC schedule, Miami faced challenge after challenge competing in a league that ranked among the top-three strongest women's basketball conferences nationally and produced two of the NCAA Tournament's four No. 1 seeds in 2006-07.

Renee Taylor emerged as the ACC's leading scorer--upholding Miami's streak of producing the league's leading scorer in all three years it had been a member. The All-ACC Second Team selection set school records in single-game scoring with 42 points at Houston and becoming the 19th Hurricane to score at least 1,000 points--and just the sixth to do so in her first two seasons. In addition, transfer Maurita Reid emerged as a defensive threat, tying the school record with 10 steals versus Wake Forest and finishing among the ACC's leaders and NCAA's top 10 in steals per game.

The 2007-08 season, Meier's third with the Hurricanes, saw Maurita Reid continue her rise among the ACC elite. The senior was nothing short of impressive shooting beyond the arc and picking opponent's pockets. She hit four or more 3-pointers on 10 different occasions and finished the season with 110 steals, good for second in the conference and fifth in the

MEIER'S CAREER RECORDS

School	Years	Overall	Conference
Charlotte	2001-05	76-45	36-20
Miami	2005-pres.	225-149	86-92
Overall	16	301-194	122-112



NCAA. The Queens, N.Y. native led the team in points (15.3 ppg) and rebounding (5.6 rpg) and was named to the All-ACC Defensive Team.

With the No. 21-ranked incoming recruiting class, Meier and the Hurricanes saw significant improvement during the 2008-09 season. The freshman class was highlighted by McDonald's All-American Shenise Johnson - out of Henrietta, N.Y. - and Riquana Williams - from nearby Pahokee, Fla.

Johnson lived up to the hype, as she was the team leader on the season in points, rebounds, assists and steals. Under Meier's guidance, Johnson was named the ACC Rookie of the Week on three occasions and was named to the ACC All-Freshmen team as well as ACC Honorable Mention. The versatile guard/forward also led the U19 USA team to a gold medal finish in the 2009 World Championships in Bangkok, Thailand.

The 2009-10 season was one of the most successful in program history. Under Meier's vision, the Hurricanes advanced to the WNIT Championship game. Miami posted a 22-14 overall record - the first 20-win campaign since the 2002-03 season and just the eighth all-time in history.

In her sophomore season, Johnson was joined by a healthy Riquana Williams and the duo racked up accolades throughout the season. Johnson was named first team All-ACC, while Williams garnered second-team honors. The tandem led Miami to a 5-1 WNIT record - the deepest postseason run in team history - with both earning all-tournament honors along the way.

Following the 2009-10 campaign, then-Miami AD Kirby Hocutt announced that Meier signed a contract extension through 2015.

"We are excited about the tremendous progress our women's basketball team achieved this past season," said Hocutt. "Coach Meier continues to assemble a special group of talented young women at the University of Miami and we look forward to the future success of our program."

Miami's success proved to be immediate, as it earned a conference regular season title in 2010-11 and returned to the NCAA Tournament for the first time in seven seasons.

Johnson and Williams proved to be the All-America candidates that they were expect to come. In fact, Johnson was named to four different All-America squads, including the prestigious WBCA/State Farm Coaches' All-America Team. She also earned AP, USBWA and Full Court Press honors and became the second player in program history to be named the conference player of the year (Frances Savage - BIG EAST - 1992). Johnson also garnered All-ACC Defensive Team honors for the second straight season and was named to the ACC Tournament Team. Williams, along with Johnson, was named first team All-ACC and was the conference scoring champion, pouring in 21.7 points per game.

The duo combined for seven ACC Player of the Week accolades on the season as Williams took home the award on four occasions. No other team in the league was recognized more than twice for the weekly honor.

The season also saw the emergence of sophomore forward Morgan Stroman. The 6-foot-1, 2009 McDonald's All-American matched Johnson for the team lead with 11 double-doubles on the season, as she scored 13.6 points and grabbed 8.2 rebounds per game. For her efforts she was named third team All-ACC.

Miami's success continued into the 2011-12 season. The Canes finished second in the conference standings with a record of 14-2 and were 26-6 overall. UM also defeated the eventual conference tournament champion - Maryland - both times they played in the regular season.

Seniors Shenise Johnson and Riquana Williams continued to live up to the hype of being the nation's top backcourt duo as they were second and third in the league in scoring and each were again named first team All-ACC. The accolade was the third straight honor for Johnson and the second for Williams. Johnson was also named to the All-ACC Defensive Team for the third consecutive season. Johnson earned a place on five different All-America teams, including the WBCA squad for the second straight year. Williams earned AP All-America third team recognition in her final collegiate campaign as well.

Unfortunately, Morgan Stroman suffered a season-ending injury midway through the conference schedule, leaving a seemingly insurmountable void in the lineup. However, junior guard Stefanie Yderstrom stepped up to the occasion. The native of Sweden ended the season with more 3-pointers than any other player in the league as was rewarded with a Third Team All-ACC selection.

Miami once again advanced to the NCAA Tournament as a No. 3 seed. The Canes traveled to Spokane, Wash., and defeated the No. 14 seed, Idaho State in the first round, but fell to host Gonzaga in the second.

The Hurricanes went to a school record third straight NCAA Tournament in 2012-13, earning a No. 8 seed. Miami dropped its first round contest to ninth-seeded Iowa, the host school, but picked up two top-10 wins during the season. Meier's Hurricanes defeated No. 6/7 Penn State and knocked off No. 5/4 Duke on senior day, marking the first win over a team in the top four of either poll in program history and the school's first win over the Blue Devils, who went 20-1 against ACC opponents that season, including winning the ACC Tournament. Stroman averaged 12.9 points and 8.8 rebounds, while Yderstrom posted 11.7 points per game, and both received First Team All-ACC honors.

After reaching the WNIT in 2014, Meier guided the Hurricanes back to the NCAA Tournament in 2015 and the 11th-seeded Hurricanes defeated No. 6 seed Washington in the first round, before dropping their second round matchup against third-seeded Iowa, the host school. The victory over the Huskies made Meier the first coach in program history to win an NCAA Tournament game in three different years.

Earlier in the 2014-15 season, Meier also led the Hurricanes to the program's first win over a team in the top four of the AP Poll. They defeated No. 4/4 Notre Dame, 78-63, the Fighting Irish's only loss in their first two years in the ACC. Sophomore guard Adrienne Motley scored 32 points in the game and went on to be named First Team All-ACC by both the Blue Ribbon Panel and the ACC Coaches after averaging 16.9 points on 49.2 percent shooting. Meier also earned her 250th career win during the season.

In 2015-16, Meier led Miami to a 24-9 record to tie for the fifth most wins in a season in program history. The Hurricanes defeated No. 14/10 Florida State, 74-56, to reach the ACC Tournament semifinals for the second time. Miami received a No. 5 seed the NCAA Tournament and made its fifth appearance in the field in the past six years.

The 2015-16 campaign also saw the Hurricanes beat both Duke and North Carolina in the same year for the first time. The victory at North Carolina was good for the 200th of Meier's tenure at Miami. Adrienne Motley was also tabbed as a consensus First Team All-ACC honoree for the second straight year, in addition to garnering WBCA All-America Team Honorable Mention recognition.

Establishing Her Legacy as a Player

Meier's success as a coach is a direct reflection of her playing career as a standout at Duke University. A four-year letter winner for the Blue Devils under head coach Debbie Leonard from 1986-90, Meier's name is scattered throughout the Duke record books.

She currently ranks among the school's all-time career leaders in scoring average (16.2 points per game), steals (232), free throws made (447) and free throws attempted (624). She is also listed among Duke's leaders in career points (1,761), field goals made (653), field goals attempted (1,283), assists (409) and rebounding average (6.1 rebounds per game).

Meier wasted no time making her mark at Duke, earning ACC Rookie of the Year and Basketball Yearbook Freshman All-America honors in 1986. Meier injured her knee in 1988 during her junior season and ultimately missed the entire 1988-89 campaign while recovering.

Meier returned to Duke for her senior season in 1990 without missing a beat, earning Kodak/WBCA District 2 All-America and All-ACC first team accolades while being named the Blue Devils' most valuable player.

In 2002, Meier was honored by Duke for her efforts as a player when she was named to the inaugural induction class in the Blue Devils' Hall of Honor. That same year Meier was named to the Atlantic Coast Conference's 50th Anniversary Team. In 2006, she was once again honored by the conference when she was named one of 12 ACC Tournament Legends at the 2006 ACC Women's Basketball Tournament.

Meier's success on the court was only outdone by her accomplishments in the classroom. She was named to the Dean's List from 1986-88. In 1988 she also earned GTE Academic All-America Second Team honors.

After receiving a bachelor's degree in English literature with cum laude honors in 1989, Meier went on to earn a master's degree in teaching English from Duke in 1990.

Following her career at Duke, Meier moved overseas to play three seasons with BBC Mini-Flat Waregem in Belgium from 1990-93. There, she helped lead her team to three First Division regular season titles and one Belgian Cup Championship. While in Belgium, Meier also spent time teaching classes of conversational English while coaching teams of 15- to 17-year-olds.

A native of Wheaton, Ill., Meier graduated from Wheaton Central High School in 1985 and in October 2009 was inducted into her high school's athletic hall of fame.

MEIER YEAR-BY-YEAR

Year	School	Overall	Conference	Post-	
		W-L	W-L	Finish	Season
2001-02	Charlotte	16-13	7-7	t-7	
2002-03	Charlotte	21-9	12-2	1	NCAA 0-1
2003-04	Charlotte	17-14	8-6	7	WNIT 1-1
2004-05	Charlotte	22-9	9-5	t-5	WNIT 0-1
2005-06	Miami	17-13	6-8	6	WNIT 1-1
2006-07	Miami	11-19	2-12	11	
2007-08	Miami	9-21	2-12	12	
2008-09	Miami	13-17	2-12	t-10	
2009-10	Miami	22-14	4-10	t-10	WNIT 5-1
2010-11	Miami	28-5	12-2	t-1	NCAA 1-1
2011-12	Miami	26-6	14-2	2	NCAA 1-1
2012-13	Miami	21-11	11-7	t-4	NCAA 0-1
2013-14	Miami	16-15	8-8	8	WNIT 0-1
2014-15	Miami	20-13	8-8	8	NCAA 1-1
2015-16	Miami	24-9	10-6	t-5	NCAA 0-1
2016-17	Miami	18-6	7-5		
Overall		301-194	122-112	10-11	



SHANEES BAILEY

REDSHIRT JUNIOR | GUARD/FORWARD | 5-9

#4

Callahan, Fla. | Florida Atlantic | University Christian School

- Earned the first start of her Miami career against North Carolina (1/26/17) and set a new season high in points (17), matching her total from the prior 12 games, as well as in rebounds (six), field goals made (seven) and minutes (24)

- One of four Floridians from the Orlando area and above to play for Katie Meier at Miami

- Had the highest single-game rebounding total at Florida Atlantic in of both her seasons there (15 as a freshman, 17 as a sophomore)

- Listed by Katie Meier as possibly the most athletic player she has ever coached

- Explosive, can make plays in the air and a versatile defender

As a Junior (2015-16): Transferred from Florida Atlantic University ... Sat out season due to NCAA transfer rules.

As a Sophomore at Florida Atlantic (2014-15): First Team All-C-USA ... C-USA Co-Player of the Week (12/1/14)

Played in 29 of 30 games with 28 starts and scored in double figures 25 times, including 16 games in a row ... Posted 15-plus points on 16 occasions and had a stretch of three straight games with 27-plus points ... Led the team in points per game (16.2), steals (3.4), field goal percentage (51.3), field goals made (175), free throws made (107) and free throws attempted (138) ... Ranked second on Florida Atlantic in rebounds per game (5.3), 3-point field goal percentage (min. 1.3 3PA per game, 35.3) and free throw percentage (77.5), as well as third in offensive rebounds (42) ... Finished fifth in Conference USA in field goal percentage, seventh in scoring and seventh in free throw percentage, one of just two players in the top seven of all three categories ... Set a career high with 37 minutes played in the season opener at UCF (11/14) and scored 10 points ... Tallied 16 points and seven rebounds in a victory at Bethune-Cookman (11/16) ... Posted a double-double with 26 points on 11-of-21 shooting and a career-high 17 rebounds, the most by an Owl all season, against NJIT (11/28), while setting a career high with three assists ... Scored 21 points and tied her career high with three assists in a win over Northeastern (11/29) ... Logged 17 points on 7-of-11 shooting in only 15 minutes in a victory over Webber International (12/6) ... Netted 16 points on 7-of-9 shooting against Long Beach State (12/19) and set a career high with five steals ... Recorded a double-double against New Mexico State (12/20) with 12 points and 12 rebounds ... Poured in a career-high 29 points on a career-best 12 made field goals (12-of-18) in a victory at FIU (1/4) ... Matched her career highs in minutes (37) and points (29) on 11-of-21 shooting in a win against UAB (1/8) and also had 11 rebounds for a double-double ... Tallied 27 points and seven rebounds against Middle Tennessee State (1/10) ... Logged 14 points and nine rebounds at Western Kentucky (1/15) ... Scored 16 points and shot 10-of-13 at the free throw line at Marshall (1/17) ... Had 25 points on 11-of-16 shooting to go along with four steals in only 18 minutes in a win over FIU (1/24) ... Netted 15 points on 7-of-11 shooting and had seven rebounds in just 18 minutes against Old Dominion (1/31) ... Recorded 24 points on 9-of-17 shooting against Louisiana Tech (2/12) ... Posted 17 points and shot 7-of-10 at the free throw line at North Texas (2/19) ... Tallied 19 points, seven rebounds and a career-high-tying three assists against Western Kentucky (2/26), while shooting 7-of-9 at the free throw line ... Had 19 points and seven rebounds in 34 minutes in a victory over Marshall (2/28) ... Scored 19 points in the C-USA Tournament opener against Louisiana Tech (3/11).

As a Freshman at Florida Atlantic (2013-14): C-USA Freshman of the Week (3/3/14)

Played in all 30 games with five starts and scored double digits seven times, including in three of the final five games of the season ... Finished second on the team in field goal percentage (48.6), third in offensive rebounds (50), fourth in rebounds per game (3.6), fourth in free throws attempted (64) and fifth in free throws made (41) ... Made her college debut at Akron (11/8), scoring two points in five minutes ... Poured in 15 points on 6-of-9 shooting in just 15 minutes in a win over Florida Memorial (11/16), also recording her first career blocked shot ... Logged nine points, nine rebounds and a season-high four steals in a double overtime victory against UCF (12/13) ... Scored eight points in her first career start, a win over Bethune-Cookman (1/2) ... Started and posted 11 points in a win against Rice (1/11) ... Tallied 11 points in only 13 minutes in a victory over North Texas (1/25) ... Recorded her first career double-double with 14 points on 7-of-13 shooting and 10 rebounds at FIU (2/1) ... Scored a season-high 18 points on 6-of-9 shooting in just 20 minutes against Southern Miss (2/22), while also tying her season high with four steals and making the first 3-pointer of her career ... Played a season-high 24 minutes and logged a double-double with 13 points and a season-best 15 rebounds, the highest total by an Owl all season, in a win at Marshall (2/26), while also shooting 7-of-10 at the free throw line, both season highs ... Netted 11 points and pulled down seven rebounds in the first round of the C-USA Tournament against Marshall (3/11).

High School: Graduated from University Christian School ... Ranked among the top 250 prospects in her class by Collegiate Girls Basketball Report ... Listed as a three-star recruit by espnW HoopGurlz ... Scored over 1,000 points in her career ... Selected to the FABC/Source Hoops 3A All-State Team as a senior ... Named to the *Florida Times-Union* All-First Coast First Team as a senior, the second team as a junior and the third team as a sophomore and freshman ... Helped team to a 44-8 record over her final two seasons and won the district title both years ... Attended West Nassau High School as a freshman and led the 3A state classification in scoring ... Lettered in track and field all four years of high school and finished fourth in the 2A state high jump finals as a sophomore ... Earned a letter in volleyball as a freshman ... Member of the National Honor Society.

Personal: Full name is Shaneese Renae Bailey ... First name is pronounced Shuh-NEESE ... Born Sept. 15, 1994 ... Parents are Ken and Alma Bailey ... Mother is a physical education teacher ... Has an older sister, Shayla, and an older brother, Shannon ... Cousin of former NFL players Champ Bailey, a 12-time Pro Bowl selection, and Boss Bailey ... Majoring in communication studies ... Favorite athlete is Kobe Bryant because he will do whatever it takes to win ... Best sports memory is signing with Miami ... Chose Miami because of its atmosphere of both family and competition on the court and in the classroom ... Committed to Miami over Auburn, St. John's, USF and Temple.

2016-17				
Opposition	P	R	A	
at Kentucky	0	2	0	
vs. Albany	3	2	0	
Charlotte	4	3	2	
at St. John's	4	2	0	
Grambling State	9	2	0	
Texas Tech	2	4	0	
at Ohio State	4	0	0	
Old Dominion	0	3	0	
Loyola Chicago	7	3	2	
at FIU	0	4	0	
Coppin State	2	3	2	
Maine	0	1	1	
Florida State	0	0	0	
at Pittsburgh	6	1	0	
at NC State	0	0	0	
Notre Dame	0	0	0	
Virginia Tech	0	0	0	
at Louisville	0	0	0	
at Syracuse	2	3	0	
North Carolina	17	6	2	
Boston College	4	0	0	
at Wake Forest	5	0	0	
at Florida State	6	2	0	
Virginia	5	1	0	
at Duke	-	-	-	
at Virginia Tech	-	-	-	
Georgia Tech	-	-	-	

2014-15 (at Florida Atlantic)				
Opposition	P	R	A	
at UCF	10	5	1	
at Bethune-Cookman	16	7	0	
Cleveland State	9	4	1	
Western Illinois	6	1	0	
NJIT	26	17	3	
Northeastern	21	6	3	
Webber International	17	3	2	
at Colorado State	11	5	1	
at Long Beach State	16	1	1	
vs. New Mexico State	12	12	0	
UNC-Wilmington	12	3	2	
at FIU	29	4	1	
UAB	29	11	0	
Middle Tennessee	27	7	0	
at Western Kentucky	14	9	1	
at Marshall	16	5	1	
FIU	25	4	0	
Charlotte	10	6	1	
Old Dominion	15	7	1	
at UTEP	12	5	0	
at UTSA	9	2	0	
Louisiana Tech	24	3	2	
Southern Miss	11	3	0	
at North Texas	17	5	1	
at Rice	-	-	-	
Western Kentucky	19	4	3	
Marshall	19	7	1	
at UAB	13	3	2	
at Middle Tennessee	5	2	0	
vs. Louisiana Tech	19	3	1	

2013-14 (at Florida Atlantic)				
Opposition	P	R	A	
at Akron	2	1	0	
at Ohio State	4	1	2	
Florida Memorial	15	5	1	
at Western Illinois	0	1	0	
at Cleveland State	6	4	0	
Georgia Southern	6	6	1	
Rhode Island	4	0	0	
UCF	9	9	2	
vs. Abilene Christian	5	1	1	
at Texas Tech	0	4	0	
vs. Jacksonville	0	0	0	
at UNC-Wilmington	3	3	0	
Bethune-Cookman	8	4	0	
at East Carolina	0	1	0	
Rice	11	5	0	
FIU	5	3	2	
at Old Dominion	9	4	0	
at Louisiana Tech	0	0	0	
North Texas	11	4	0	
at FIU	14	10	1	
UAB	4	2	0	
at Tulsa	9	4	1	
Tulane	2	0	0	
Middle Tennessee	0	0	0	
at Charlotte	4	1	0	
Southern Miss	18	4	0	
at Marshall	13	5	0	
at UTSA	7	8	1	
UTEP	2	2	1	
vs. Marshall	11	7	2	

Bailey Season / Career Highs (Career includes two years at Florida Atlantic)

Points
Season: 17, vs. North Carolina, 1/26/17
Career: 29, vs. UAB, 1/8/15
ACC: 17, vs. North Carolina, 1/26/17

Rebounds
Season: 6, vs. North Carolina, 1/26/17
Career: 17, vs. NJIT, 11/28/14
ACC: 6, vs. North Carolina, 1/26/17

Assists
Season: 2*, vs. North Carolina, 1/26/17
Career: 3*, vs. Western Kentucky, 2/26/15
ACC: 2, vs. North Carolina, 1/26/17

Steals
Season: 2*, vs. Grambling State, 11/25/16
Career: 5, at Long Beach State, 12/19/14
ACC: 1*, at Wake Forest, 2/2/17

Blocked Shots
Season: 1, at St. John's, 11/20/16
Career: 1*, at St. John's, 11/20/16
ACC: N/A

Field Goals Made
Season: 7, vs. North Carolina, 1/26/17
Career: 12, at FIU, 1/4/15
ACC: 7, vs. North Carolina, 1/26/17

Field Goal Attempts
Season: 10, vs. North Carolina, 1/26/17
Career: 21*, vs. UAB, 1/8/15
ACC: 10, vs. North Carolina, 1/26/17

Free Throws Made
Season: 4, at Florida State, 2/6/17
Career: 10, at Marshall, 1/17/15
ACC: 13, at Marshall, 1/17/15

Free Throw Attempts
Season: 4*, vs. Virginia, 2/9/17
Career: 13, at Marshall, 1/17/15
ACC: 4*, vs. Virginia, 2/9/17

3-Point Field Goals Made
Season: N/A
Career: 2, vs. UAB, 1/8/15
ACC: N/A

3-Point Field Goal Attempts
Season: 1*, vs. North Carolina, 1/26/17
Career: 4, vs. UAB, 1/8/15
ACC: 1, vs. North Carolina, 1/26/17

Minutes
Season: 24, vs. North Carolina, 1/26/17
Career: 37*, vs. UAB, 1/8/15
ACC: 24, vs. North Carolina, 1/26/17

*Recorded more than once with most recent listed

Year	CAREER STATISTICS				Total			3-Point			Free Throws			Rebounds			Scoring									
	GP	GS	Min	Avg	FG	FGA	Pct	FG	FGA	Pct	FT	FTA	Pct	Off	Def	Tot	Avg	PF	FO	Ast	TO	Blk	Stl	Pts	Avg	
2013-14*	30	5	421	14.0	70	144	.486	1	12	.083	41	64	.640	50	59	109	3.6	72	2	15	27	2	37	182	6.1	
2014-15*	29	28	730	25.2	175	341	.513	12	34	.353	107	138	.775	42	112	154	5.3	80	2	29	59	1	34	469	16.2	
2015-16	DNP																									
2016-17	24	2	240	10.0	28	62	.452	0	8	.000	24	30	.800	15	27	42	1.8	41	1	9	30	1	12	80	3.3	
TOTAL	83	35	1391	16.8	273	547	.499	13	54	.241	172	232	.741	107	199	305	3.7	133	5	53	116	4	83	731	8.8	

* - at Florida Atlantic University



LAURA CORNELIUS

SOPHOMORE | GUARD | 5-8

#1

Groningen, Netherlands | Caland Lyceum

- In her first 45 games at Miami, recorded three of the 18 occurrences in program history of a player making at least six 3-pointers
- Has twice shot 6-of-6 from 3-point range, something no other Hurricane has done even once, doing so against NC State (12/30/15) in her first-career ACC game and at Pittsburgh (1/2/17)
- Missed in Miami's game at St. John's (11/20/16) due her to participation in the 2017 FIBA EuroBasket Qualifiers with the Dutch National Team and then did not play in the next game versus Grambling State (11/25/16) as a coach's decision
- Upon returning to the court after not playing in back-to-back games, scored a then-career-high 22 points versus Texas Tech and shot 6-of-10 from 3-point range, marking her second-career outing with six made 3-pointers
- Verbally committed to Gonzaga as a class of 2014 prospect, but reopened her recruitment after a right knee injury
- True court leader who excels in the pick and roll game and possesses both elite court vision and basketball IQ

As a Sophomore (2016-17): Miami Thanksgiving Tournament All-Tournament Team

As a Freshman (2015-16): Played in all 33 games, logging double-digit points in six of them ... Led the team in 3-point percentage (42.3) and finished third in 3-pointers made (47) ... Also tied for third on the team in assists (2.5) and ranked fifth in minutes (22.4) ... Posted the third-best 3-point percentage in a single season in program history ... Tied the school record with four 3-pointers made in an NCAA Tournament game ... Became the first Hurricane to make six 3-pointers in a game without a miss and was the eighth (16th occurrence) with at least a half-dozen 3-pointers in a contest ... Finished third in the ACC in 3-point percentage and also ranked third in conference-only games with a 43.6 percent clip ... Ranked fourth among ACC freshmen in assists ... One of two ACC players to make six 3-pointers in game without a miss and the only one to do so in an ACC contest ... Made her Hurricane debut against Wright State (11/13), finishing with six points and four assists in 24 minutes ... Scored eight points and dished out a game-high five assists at Old Dominion (11/17) ... Logged her first double-digit scoring game with 10 points against Milwaukee (11/27), shooting 4-of-4 from the floor and 2-of-2 at the stripe ... Tallied a co-game-high five assists to go along with two assists, her first-career multi-steal game, versus UMass Lowell (12/6) ... Scored 12 points in win over Indiana (12/20) ... In the first ACC game of her career, shot 6-of-6 from 3-point range and 2-of-2 at the line to tally a season-high 20 points in the victory against NC State (12/30) ... Posted five assists and a season-high three steals versus Pittsburgh (1/7) ... Poured in 17 points and shot 5-of-8 from 3-point range at Clemson (1/10) ... Filled the stat sheet in Miami's win at North Carolina (1/17), tallying 13 points, a team-best eight rebounds and a season- and game-high seven assists in a season-high 34 minutes ... Registered co-game-high five assists versus No. 10/10 Louisville (2/25) ... Scored 18 points on 7-of-11 shooting from the floor, including 4-of-6 from beyond the arc, in the NCAA Tournament against South Dakota State (3/19).

High School/Prior to Miami: Graduated from Caland Lyceum ... Played for CTO Amsterdam in Women's First Division in the Netherlands ... Averaged 15.8 points, 6.1 rebounds, 3.3 assists and 2.7 steals per game in 2013-14 ... Listed by ProspectsNation.com as a five-star prospect and the third-best international prospect in her class, including the top point guard ... Named to the Women's First Division All-Star Team in 2014 and helped her team reach the playoff semifinals ... Set the CTO Amsterdam career records for points, assists and steals, as well as ranked third in rebounds ... Named the Rookie of the Year in the Dutch Eredivisie in 2012-13 after posting 12.0 points, 4.3 rebounds, 4.0 assists and 1.6 steals per game ... Helped her team advance to the playoff semifinals that season ... Recorded 6.7 points, 3.3 rebounds, 2.8 assists and 1.0 steal per game in 2011-12 ... In July 2015, led the FIBA U19 World Championship in assists (6.7) and ranked fifth in average efficiency rating (18.1) ... Part of the first Dutch team regardless of age or gender to win a top-flight medal at a European Championship, earning bronze at the FIBA U20 European Championship in July 2015 ... Ranked eighth in the tournament in 3-point percentage (42.9) and ninth in assists (2.9) ... Averaged 11.4 points per game at the FIBA U19 World Championship in July 2013 ... Selected to the All-Star Five at the FIBA U18 European Championship Division A in July 2013 after finishing first in free throw percentage (85.2), seventh in 3-point percentage (40.0), eighth in field goal percentage (42.7) and ninth in assists (3.0) ... Also played in four other FIBA competitions from 2010-15, for a total of eight.

Personal: Full name is Laura Cornelius ... Born Feb. 8, 1996 ... Parents are Ernst-Jan Cornelius and Marie-Louise Cornelius-DeJonge ... Father is an agriculture official and mother works at a law firm ... Has a younger brother, Stefan ... Intends to major in public health ... Favorite athletes are Stephen Curry because of his shooting ability and great skills, and LeBron James because of his strong mentality and athleticism ... Best sports memory is winning the bronze medal at the 2015 U20 FIBA European Championship Division A ... Chose Miami because of its basketball program and high-level academics ... Committed to Miami over Duke, Gonzaga, Iowa State and Kansas State.

Opposition	2016-17	P	R	A
at Kentucky	5	5	7	
vs. Albany	12	4	2	
Charlotte	6	4	4	
at St. John's	-	-	-	
Grambling State	-	-	-	
Texas Tech	22	1	0	
at Ohio State	11	5	3	
Old Dominion	3	0	0	
Loyola Chicago	13	0	2	
at FIU	4	6	1	
Coppin State	5	4	3	
Maine	6	2	2	
Florida State	2	5	2	
at Pittsburgh	24	2	3	
at NC State	9	4	5	
Notre Dame	2	3	6	
Virginia Tech	13	6	2	
at Louisville	8	3	1	
at Syracuse	0	0	2	
North Carolina	19	6	4	
Boston College	15	3	1	
at Wake Forest	8	4	5	
at Florida State	0	3	2	
Virginia	0	2	2	
Clemson	-	-	-	
at Duke	-	-	-	
at Virginia Tech	-	-	-	
Georgia Tech	-	-	-	

Opposition	2015-16	P	R	A
Wright State	6	4	4	
Bethune-Cookman	6	1	2	
at Old Dominion	8	4	5	
at Loyola Chicago	5	0	4	
at Charlotte	2	1	2	
Milwaukee	10	3	2	
La Salle	2	1	3	
Illinois	0	2	2	
Coppin State	3	2	3	
UMass Lowell	3	4	5	
vs. Baylor	7	1	2	
vs. Indiana	12	1	3	
FIU	6	1	1	
NC State	20	1	0	
at Virginia	7	4	2	
Pittsburgh	4	2	5	
at Clemson	17	1	2	
Wake Forest	0	3	5	
at North Carolina	13	8	7	
Florida State	0	2	1	
at Virginia Tech	3	2	2	
Syracuse	8	2	2	
at Boston College	6	0	1	
Duke	3	5	3	
at Georgia Tech	3	1	2	
at Notre Dame	0	2	0	
Virginia Tech	3	2	1	
Louisville	3	1	5	
at Florida State	3	1	2	
vs. Pittsburgh	4	2	3	
vs. Florida State	0	2	1	
vs. Notre Dame	2	1	1	
vs. South Dakota State	18	0	1	

Cornelius Season / Career Highs

Points
 Season: 24, at Pittsburgh, 1/2/17
 Career: 24, at Pittsburgh, 1/2/17
 ACC: 24, at Pittsburgh, 1/2/17

Rebounds
 Season: 6*, vs. North Carolina, 1/26/17
 Career: 8, at North Carolina, 1/17/16
 ACC: 8, at North Carolina, 1/17/16

Assists
 Season: 7, at Kentucky, 11/11/16
 Career: 7*, at Kentucky, 11/11/16
 ACC: 7, at North Carolina, 1/17/16

Steals
 Season: 3*, at Wake Forest, 2/2/17
 Career: 3*, at Wake Forest, 2/2/17
 ACC: 3*, at Wake Forest, 2/2/17

Blocked Shots
 Season: N/A
 Career: 1, at Georgia Tech, 2/11/16
 ACC: 1, at Georgia Tech, 2/11/16

Field Goals Made
 Season: 8*, at Pittsburgh, 1/2/17
 Career: 8*, at Pittsburgh, 1/2/17
 ACC: 8, at Pittsburgh, 1/2/17

Field Goal Attempts
 Season: 14, vs. North Carolina, 1/26/17
 Career: 13, vs. Texas Tech, 11/27/16
 ACC: 14, vs. North Carolina, 1/26/17

Free Throws Made
 Season: 4, at Ohio State, 12/1/16
 Career: 4, at Ohio State, 12/1/16
 ACC: 3, at NC State, 1/5/17

Free Throw Attempts
 Season: 6, at Ohio State, 12/1/16
 Career: 6, at Ohio State, 12/1/16
 ACC: 4, at NC State, 1/5/17

3-Point Field Goals Made
 Season: 6*, at Pittsburgh, 1/2/17
 Career: 6*, at Pittsburgh, 1/2/17
 ACC: 6*, at Pittsburgh, 1/2/17

3-Point Field Goal Attempts
 Season: 10, vs. Texas Tech, 11/27/16
 Career: 10, vs. Texas Tech, 11/27/16
 ACC: 8*, vs. North Carolina, 1/26/17

Minutes
 Season: 36, vs. North Carolina, 1/26/17
 Career: 36, vs. North Carolina, 1/26/17
 ACC: 36, vs. North Carolina, 1/26/17

* Recorded more than once with most recent listed

Year	CAREER STATISTICS				Total			3-Point			Free Throws			Rebounds		Scoring									
	GP	GS	Min	Avg	FG	FGA	Pct	FG	FGA	Pct	FT	FTA	Pct	Off	Def	Tot	Avg	PF	FO	Ast	TO	Blk	Stl	Pts	Avg
2015-16	33	0	738	22.4	66	167	.395	47	111	.423	8	10	.800	14	53	67	2.0	55	1	84	56	1	23	187	5.7
2016-17	22	6	549	25.0	66	153	.431	35	84	.417	20	27	.741	17	55	72	3.3	42	1	59	54	0	28	187	8.5
TOTAL	55	6	1287	23.4	132	320	.413	82	195	.421	28	37	.757	31	108	139	2.5	97	2	143	110	1	51	374	6.8



#30



ERYKAH DAVENPORT

JUNIOR | FORWARD/CENTER | 6-2

Decatur, Ga. | Tucker

- Has two double-doubles in her career, logging the first in Miami's overtime win at No. 9/10 Ohio State (12/1/16), as she finished with 10 points and 10 rebounds
- First Hurricane freshman in the Meier era to record 13 rebounds in a game away from home, with Shenise Johnson (12 at FIU, 11/25/08) the only prior one with even 12
- One of three Hurricanes from the Atlanta area, along with Nigia Greene (Atlanta) and Keyona Hayes (Marietta)
- Possesses tremendous athleticism, as well as quality composure and leadership
- Runs the floor well and has great speed

As a Junior (2016-17): Miami Holiday Tournament All-Tournament Team

As a Sophomore (2015-16): Played in all 33 games, starting the first 11 contests and the final 10 for a total of 21 ... Scored in double figures seven times ... Lone Hurricane to tally five blocked shots in a game and tied for the most rebounds (15) and steals (five) on the team in a game all season ... Led Miami in defensive rebounds (3.6) and finished second in blocked shots (25) ... Ranked third on the team in field goal percentage (51.2) and rebounding (5.2) ... Fourth among Hurricanes in offensive rebounding (1.6) and free throws attempted (72), as well as fifth in steals (31) ... Averaged 6.2 points, scoring a total of 203 points on the season ... Made her first-career start in the season opener against Wright State (11/13) ... Nearly recorded a double-double with 10 points on 5-of-6 shooting and a co-game-high nine rebounds at Old Dominion (11/17) ... Led the Hurricanes in rebounding for the second game in a row with nine at Loyola Chicago (11/21) ... Scored 12 points, recorded four steals and blocked two shots versus La Salle (11/29) ... Recorded double-digit points in back-to-back games for the first time in her career with 10 against both Coppin State (12/4) and UMass Lowell (12/6) ... Posted 11 points in Miami's victory over FIU (12/22) ... Tallied 12 points at Clemson (1/10) ... Finished with nine points and a co-team-high seven boards at Virginia Tech (1/28) ... Led all players with eight rebounds against eventual NCAA runner-up Syracuse (2/1) ... Scored eight points and grabbed a game-high nine rebounds versus Boston College (2/4) ... Set a career best with a game-high 15 rebounds in the Hurricanes' victory over Duke (2/7), marking her fourth straight game with at least seven boards ... Logged 12 points on 5-of-7 shooting blocked a pair of shots in her first-career game in her home state when Miami won at Georgia Tech (2/11) ... Tied for the team lead with seven rebounds against Virginia Tech (2/21) ... Registered nine points, seven rebounds, a game- and career-high five steals and two blocks at No. 12/12 Florida State (2/28).

As a Freshman (2014-15): Played in all 33 games, twice scored double figures and finished second on Miami with 18 blocks ... Ranked fifth on the team with 121 rebounds on the season and had the most boards of any Hurricane in a single game with 13 in the first round of the NCAA Tournament ... Had six points, two rebounds and one block in her Hurricane debut against Oakland (11/14) ... Recorded a block in each of the first five games of her career ... Set then-career bests in points (nine), rebounds (five), field goals (four) and field goal attempts (six) in the win over Jacksonville (12/6), with her five boards tying for the team lead ... Recorded multiple blocks for the first time in her career in Miami's win over Boston College (1/4) ... Set a season high with three steals at Virginia Tech (1/11) and also had five rebounds ... Set a then-career best with a team-high seven rebounds and also played a season-high 24 minutes at No. 16/14 Duke (1/18) ... Set a new career high in rebounds for the second consecutive game, this time grabbing nine to tie for the game's top mark in the win over Virginia (1/21) ... Recorded a season-high 13 points and pulled down eight rebounds, including a career-high six on the offensive end, at Pittsburgh (2/1), while also equaling her career best with two blocks ... Had seven rebounds in the win over Virginia Tech (2/5), the fourth time in a five-game stretch she had seven-plus boards ... Posted eight points and a season-high-tying three steals in the victory at No. 23/22 Syracuse (2/12) ... Scored in double figures for the second time in her career with 10 points against No. 17/14 North Carolina (2/22), giving her 100 points as a Hurricane ... Led all players with a season-high 13 rebounds in the win over No. 6 seed Washington (3/20) in the first round of the NCAA Tournament, with the 13 boards placing her tied for seventh in program history in NCAA Tournament action, her five offensive rebounds tied for eighth and eight defensive boards tied for sixth ... Became the eighth player in program history with a block in multiple NCAA Tournament games when she recorded one in the second round against third-seeded Iowa (3/22).

High School: Graduated from Tucker High School ... Averaged 15.0 points, 10.0 rebounds, 6.0 assists and 4.0 steals per game as a senior, leading her team in scoring, rebounding and steals ... Ranked as a three-star prospect and top-25 forward recruit by ESPN HoopGurlz ... Selected as the 5A Georgia Player of the Year as a senior ... Team captain and team MVP as both a junior and senior ... Won the first state title in school history as a senior, finishing the season with a 27-4 record ... Averaged 16 points and nine rebounds as a junior ... Named all-state as a sophomore and junior ... Received a varsity letter in basketball all four years of high school ... Played on the volleyball team as a junior and senior ... Junior class president ... Graduated with honors distinction ... Member of the Beta Club ... Part of the Cupcake Kids, a volunteer organization ... High school prom queen ... Notable Tucker alumni in athletics include Dwayne Harris of the New York Giants and former NBA player MarShon Brooks, who now plays in China.

Personal: Full name is Erykah Joy'n'e Davenport ... First name is pronounced like Erica ... Nickname is "E" ... Born July 24, 1996 ... Mother is Quovadis Davenport ... Has an older brother, Erus ... Majoring in broadcast journalism ... Enjoys singing and taking pictures ... Favorite athlete is Érika de Souza of the Atlanta Dream.

Opposition	2016-17		
	P	R	A
at Kentucky	10	5	0
vs. Albany	10	4	1
Charlotte	11	4	2
at St. John's	16	9	1
Grambling State	9	2	0
Texas Tech	8	8	1
at Ohio State	10	10	0
Old Dominion	8	5	0
Loyola Chicago	10	9	0
at FIU	4	5	0
Coppin State	15	4	0
Maine	11	10	1
Florida State	0	1	0
at Pittsburgh	8	6	1
at NC State	3	8	0
Notre Dame	2	5	0
Virginia Tech	2	0	0
at Louisville	2	5	0
at Syracuse	0	2	0
North Carolina	4	4	0
Boston College	2	4	0
at Wake Forest	8	4	0
at Florida State	9	5	0
Virginia	6	1	0
Clemson	-	-	-
at Duke	-	-	-
at Virginia Tech	-	-	-
Georgia Tech	-	-	-

Opposition	2015-16		
	P	R	A
Wright State	2	4	0
Bethune-Cookman	6	6	1
at Old Dominion	10	9	0
at Loyola Chicago	6	9	2
at Charlotte	3	4	0
Milwaukee	8	6	0
La Salle	12	3	1
Illinois	6	1	0
Coppin State	10	7	0
UMass Lowell	10	5	0
vs. Baylor	2	2	0
vs. Indiana	2	5	0
FIU	11	4	1
NC State	0	5	0
at Virginia	9	5	0
Pittsburgh	6	4	1
at Clemson	12	4	0
Wake Forest	2	2	0
at North Carolina	4	5	1
Florida State	2	2	2
at Virginia Tech	9	7	0
Syracuse	2	8	0
at Boston College	8	9	1
Duke	6	15	1
at Georgia Tech	12	4	0
at Notre Dame	4	2	0
Virginia Tech	5	7	2
Louisville	7	2	0
at Florida State	9	7	0
vs. Pittsburgh	6	5	1
vs. Florida State	4	8	0
vs. Notre Dame	8	4	0
vs. South Dakota State	0	2	0

Opposition	2014-15		
	P	R	A
Oakland	6	2	0
at Middle Tennessee	0	2	0
North Florida	2	4	0
Arizona State	4	2	0
Illinois State	5	2	0
Tulsa	0	0	0
Wisconsin	0	2	0
Jacksonville	9	5	1
Coppin State	5	5	0
vs. UCLA	4	4	0
at Tulane	4	0	0
Florida A&M	1	5	0
LSU	0	1	0
Boston College	7	4	0
Notre Dame	0	0	0
at Virginia Tech	2	5	0
Clemson	2	2	0
at Duke	4	7	1
Virginia	3	9	0
at Louisville	0	2	0
at Pittsburgh	13	8	0
Virginia Tech	5	7	0
at Florida State	2	3	0
at Syracuse	8	5	0
Georgia Tech	0	3	0
at NC State	4	3	1
North Carolina	10	3	0
at Wake Forest	4	2	0
Florida State	5	3	0
vs. Virginia	0	2	0
vs. Notre Dame	1	3	0
vs. Washington	6	13	1
at Iowa	0	3	0

Davenport Season / Career Highs Points

Season: 16, at St. John's, 11/20/16
 Career: 16, at St. John's, 11/20/16
 ACC: 13, at Pittsburgh, 2/1/15

Rebounds

Season: 10*, vs. Maine, 12/20/16
 Career: 15, vs. Duke, 2/7/16
 ACC: 15, vs. Duke, 2/7/16

Assists

Season: 2, vs. Charlotte, 11/16/16
 Career: 2*, vs. Charlotte, 11/16/16
 ACC: 2*, vs. Virginia Tech, 2/21/16

Steals

Season: 5*, vs. Boston College, 1/29/17
 Career: 5*, vs. Boston College, 1/29/17
 ACC: 5*, vs. Boston College, 1/29/17

Blocked Shots

Season: 2*, vs. Virginia, 2/9/17
 Career: 5, at Loyola Chicago, 11/21/15
 ACC: 2*, vs. Virginia, 2/9/17

Field Goals Made

Season: 6*, vs. Coppin State, 12/19/16
 Career: 6*, vs. Coppin State, 12/19/16
 ACC: 6, at Pittsburgh, 2/1/15

Field Goal Attempts

Season: 10, at St. John's, 11/20/16
 Career: 10*, at St. John's, 11/20/16
 ACC: 10, at Pittsburgh, 2/1/15

Free Throws Made

Season: 4*, at St. John's, 11/20/16
 Career: 6, vs. Pittsburgh, 1/7/16
 ACC: 6, vs. Pittsburgh, 1/7/16

Free Throw Attempts

Season: 8, at St. John's, 11/20/16
 Career: 8*, at St. John's, 11/20/16
 ACC: 8, vs. Pittsburgh, 1/7/16

3-Point Field Goals Made

Season: N/A
 Career: N/A
 ACC: N/A

3-Point Field Goal Attempts

Season: N/A
 Career: 1, vs. Virginia Tech, 2/21/16
 ACC: 1, vs. Virginia Tech, 2/21/16

Minutes

Season: 34, at St. John's, 11/20/16
 Career: 34, at St. John's, 11/20/16
 ACC: 30, at Florida State, 2/28/16

* Recorded more than once with most recent listed

Year	CAREER STATISTICS			Total			3-Point			Free Throws			Rebounds			Scoring									
	GP	GS	Min	Avg	FG	FGA	Pct	FG	FGA	Pct	FT	FTA	Pct	Off	Def	Tot	Avg	Pts	Avg						
2014-15	33	0	409	12.4	50	114	.439	0	0	.000	16	37	.432	47	74	121	3.7	76	2	4	48	18	21	116	3.5
2015-16	33	21	591	17.9	83	162	.512	0	1	.000	37	72	.514	53	119	172	5.2	80	3	14	53	25	31	203	6.2
2016-17	24	21	434	18.1	73	122	.598	0	0	.000	22	44	.500	52	68	120	5.0	64	2	8	38	17	33	168	7.0
TOTAL	90	42	1434	15.9	206	398	.518	0	1	.000	75	153	.490	152	261	413	4.6	220	7	26	139	60	85	487	5.4



SERENA-LYNN GELDOLF

FRESHMAN | CENTER | 6-6

#51

Ostend, Belgium | KA Redingenhof Leuven

- Tallest player Miami has signed out of high school under Katie Meier
- Joins fellow 6-foot-6 center Shawnice "Pepper" Wilson as the two tallest Hurricanes to play for Meier
- Highly-skilled post player with great fluidity and dexterity for her size, allowing her to play in Miami's system
- A player whose potential and development the staff is excited about

High School/Prior to Miami: Graduated from KA Redingenhof Leuven ... Ranked by ProspectsNation.com as a four-star recruit and the No. 18 international player in her class, including fifth among post players ... Averaged 8.1 points and 8.3 rebounds per game at the U20 FIBA European Championship Division A in July 2016 ... Tallied 10.2 points, 8.1 rebounds and 2.1 blocks per contest at the FIBA U18 European Championship Division A in August 2015 ... Led all players in the event in blocks per game and single-game blocks (five), plus ranked ninth in defensive rebounds per contest (5.9) ... Notched 8.7 points and 6.1 rebounds a game at the FIBA U19 World Championship in July 2015 ... Averaged 10.8 points, 6.8 rebounds and 3.8 blocks an outing at the FIBA U16 European Championship Division A in July 2013 ... Logged two double-doubles in the tournament, led all players in blocks per game and single-game blocks (10), as well as finished fourth in field goal percentage (45.7) ... Also played in three other FIBA tournaments with Belgium from 2012-16 for a total of seven ... Participated in the EuroCup with the Lotto Young Cats in both 2014 and 2015 ... Soccer player Dries Mertens of the Belgian Men's National Team and former Alabama men's basketball player Retin Obasohan also attended KA Redingenhof Leuven.

Personal: Full name is Serena-Lynn Petra G Geldof ... The "G" in her middle name is for her godfather, whose name is Guy ... Goes by Serena ... Born March 2, 1997 ... Parents are Paul Covemaecker and Sandra Geldof ... Father is a mechanist and mother is a physiotherapist ... Has an older stepbrother, Vic ... Intends to major in forensic science ... Career goal is to be a forensic scientist for the police ... Enjoys swimming, lifeguarding and reading ... Favorite athletes are Ann Wauters and Emma Meesseman because they are Belgian centers who played in the WNBA ... Best sports memory is winning a tournament in Vienna ... Chose Miami because of the coaching staff, the vibe of the team and Katie Meier's familiarity with playing overseas ... Committed to Miami over Illinois.

Opposition	2016-17		
	P	R	A
at Kentucky	-	-	-
vs. Albany	0	3	0
Charlotte	0	1	0
at St. John's	3	2	0
Grambling State	-	-	-
Texas Tech	-	-	-
at Ohio State	-	-	-
Old Dominion	-	-	-
Loyola Chicago	2	0	0
at FIU	2	2	0
Coppin State	2	1	0
Maine	0	1	0
Florida State	-	-	-
at Pittsburgh	2	1	0
at NC State	-	-	-
Notre Dame	-	-	-
Virginia Tech	-	-	-
at Louisville	-	-	-
at Syracuse	4	2	0
North Carolina	-	-	-
Boston College	-	-	-
at Wake Forest	0	0	0
at Florida State	-	-	-
Virginia	-	-	-
Clemson	-	-	-
at Duke	-	-	-
at Virginia Tech	-	-	-
Georgia Tech	-	-	-

Geldof Season / Career Highs

Points
 Season: 4, at Syracuse, 1/22/17
 Career: 4, at Syracuse, 1/22/17
 ACC: 4, at Syracuse, 1/22/17

Rebounds
 Season: 3, vs. Albany, 11/13/16
 Career: 3, vs. Albany, 11/13/16
 ACC: 2, at Syracuse, 1/22/17

Assists
 Season: N/A
 Career: N/A
 ACC: N/A

Steals
 Season: 1*, at Syracuse, 1/22/17
 Career: 1*, at Syracuse, 1/22/17
 ACC: 1, at Syracuse, 1/22/17

Blocked Shots
 Season: 1*, at FIU, 12/16/16
 Career: 1*, at FIU, 12/16/16
 ACC: N/A

Field Goals Made
 Season: 2, at Syracuse, 1/22/17
 Career: 2, at Syracuse, 1/22/17
 ACC: 2, at Syracuse, 1/22/17

Field Goal Attempts
 Season: 2*, at Syracuse, 1/22/17
 Career: 2*, at Syracuse, 1/22/17
 ACC: 2, at Syracuse, 1/22/17

Free Throws Made
 Season: 1, vs. Grambling State, 11/25/16
 Career: 1, vs. Grambling State, 11/25/16
 ACC: N/A

Free Throw Attempts
 Season: 1, vs. Grambling State, 11/25/16
 Career: 1, vs. Grambling State, 11/25/16
 ACC: N/A

3-Point Field Goals Made
 Season: N/A
 Career: N/A
 ACC: N/A

3-Point Field Goal Attempts
 Season: N/A
 Career: N/A
 ACC: N/A

Minutes
 Season: 8, vs. Coppin State, 12/19/16
 Career: 8, vs. Coppin State, 12/19/16
 ACC: 6, at Pittsburgh, 1/2/17

* Recorded more than once with most recent listed

CAREER STATISTICS

Year	GP	GS	Min	Avg	Total			3-Point			Free Throws			Rebounds				Scoring							
					FG	FGA	Pct	FG	FGA	Pct	FT	FTA	Pct	Off	Def	Tot	Avg	PF	FO	Ast	TO	Blk	Stl	Pts	Avg
2016-17	10	0	49	4.9	7	11	.636	0	0	.000	1	1	1.000	5	8	13	1.3	10	0	0	4	4	3	15	1.5
TOTAL	10	0	49	4.9	7	11	.636	0	0	.000	1	1	1.000	5	8	13	1.3	10	0	0	4	4	3	15	1.5



NIGIA GREENE

SENIOR | GUARD | 5-10

#5

Atlanta, Ga. | St. Francis

- Spent one year, 2011-12, as a high school teammate of fellow Hurricane Keyona Hayes

- As a freshman, one of her two ACC contests with double-digit points and three of her season highs came in her first-career game against her hometown school, Georgia Tech

- Taken on the role as a tough on-ball defender

- Combo guard with a good 3-point shot

As a Junior (2015-16): Played in 16 games, missing 14 contests due to a right knee injury ... Averaged 10.3 minutes and 2.9 points per game ... Turned the ball over only seven times ... Made both of her free throw attempts in the B1G/ACC Challenge win over Illinois (12/2) ... Scored a season-high 10 points in a co-season-high 17 minutes against UMass Lowell (12/6), connecting on two 3-pointers and tallying two steals in the victory ... Tallied eight points, including connecting on a pair of 3-pointers, and two steals in her return from injury at third-ranked Notre Dame (2/14) ... Made two 3-pointers versus Virginia Tech (2/21) ... Tied her season best with 17 minutes of court time against No. 10/10 Louisville (2/25) ... Dished out a career-high-tying two assists in Miami's ACC Tournament win over Pittsburgh (3/3).

As a Sophomore (2014-15): Played in all 33 games with four starts and scored in double digits seven times ... Shot 81.8 percent (18-of-22) from the free throw line, the best mark of any Hurricane, and also finished third on the team in total steals (35) ... Scored eight points and shot 2-of-3 from 3-point range in her Miami debut against Oakland (11/14) ... Scored 10 points in her first-career road game at Middle Tennessee (11/17) ... Posted seven points in the first start of her career in Miami's win over North Florida (11/21) ... Tied for the team lead with a career-high 16 points against Illinois State (11/28) and also posted multiple steals for third straight game, leading or sharing the team lead each time ... Had 12 points in the Hurricanes' win over Jacksonville (12/6) ... Scored a game-high 11 points against Coppin State (12/13), giving her double digits for the fourth time in her first nine career games ... Had eight points and hit two 3-pointers in Miami's win over UCLA (12/18) ... Posted 14 points and set career highs in made 3-pointers (three) and minutes played (27) against Florida A&M (12/28) ... Recorded 12 points, the second-most on the team, in a victory at Virginia Tech (1/11) ... Scored 11 points, tied a career best with a team-high three steals and set career highs in free throws made (three) and attempted (four) against Georgia Tech (2/15).

As a Freshman (2013-14): Missed season due to right knee injury.

High School: Graduated from St. Francis High School ... Ranked No. 41 overall in the nation and eighth at position according to ESPN HoopGurlz ... Averaged 18.0 points per game while leading St. Francis to a 25-6 record ... Played for Peak Performance National ... Named to North Fulton All-Metro Honorable Mention ... As a sophomore was named Georgia All-State Class A Second Team.

Personal: Full name is Nigia Greene ... First name is pronounced Nye-ZHEE-Uh ... Goes by Gia ... Born on Oct. 5, 1994, in Chesapeake, Va. ... Majoring in electronic media ... Hobbies include shopping and listening to music ... Daughter of Shikena Greene.

		2016-17			
Opposition		P	R	A	
at Kentucky		11	0	0	
vs. Albany		9	1	3	
Charlotte		6	0	1	
at St. John's		5	2	0	
Grambling State		8	0	3	
Texas Tech		0	0	0	
at Ohio State		9	2	0	
Old Dominion		9	2	0	
Loyola Chicago		14	4	2	
at FIU		2	1	0	
Coppin State		5	1	1	
Maine		5	3	0	
Florida State		3	1	1	
at Pittsburgh		5	3	1	
at NC State		0	0	0	
Notre Dame		5	0	0	
Virginia Tech		0	2	2	
at Louisville		5	0	0	
at Syracuse		0	1	0	
North Carolina		0	1	0	
Boston College		0	1	0	
at Wake Forest		0	0	0	
at Florida State		-	-	-	
Virginia		-	-	-	
Clemson		-	-	-	
at Duke		-	-	-	
at Virginia Tech		-	-	-	
Georgia Tech		-	-	-	

		2015-16			
Opposition		P	R	A	
Wright State		-	-	-	
Bethune-Cookman		-	-	-	
at Old Dominion		-	-	-	
at Loyola Chicago		3	1	0	
at Charlotte		3	0	1	
Milwaukee		3	1	0	
La Salle		5	1	0	
Illinois		2	1	1	
Coppin State		3	2	0	
UMass Lowell		10	1	1	
vs. Baylor		0	2	0	
vs. Indiana		-	-	-	
FIU		-	-	-	
NC State		-	-	-	
at Virginia		-	-	-	
Pittsburgh		-	-	-	
at Clemson		-	-	-	
Wake Forest		-	-	-	
at North Carolina		-	-	-	
Florida State		-	-	-	
at Virginia Tech		-	-	-	
Syracuse		-	-	-	
at Boston College		-	-	-	
Duke		-	-	-	
at Georgia Tech		8	0	1	
at Notre Dame		8	0	1	
Virginia Tech		6	1	0	
Louisville		0	0	0	
at Florida State		3	0	0	
vs. Pittsburgh		0	0	2	
vs. Florida State		0	0	0	
vs. Notre Dame		0	0	0	
vs. South Dakota State		0	0	0	

		2014-15			
Opposition		P	R	A	
Oakland		8	1	0	
at Middle Tennessee		10	3	0	
North Florida		7	2	2	
Arizona State		0	1	0	
Illinois State		16	2	0	
Tulsa		3	2	0	
Wisconsin		3	0	0	
Jacksonville		12	1	1	
Coppin State		11	3	0	
vs. UCLA		8	1	1	
at Tulane		0	0	0	
Florida A&M		14	3	2	
LSU		7	1	0	
Boston College		2	3	0	
Notre Dame		2	0	0	
at Virginia Tech		12	2	0	
Clemson		4	3	1	
at Duke		6	0	0	
Virginia		7	0	1	
at Louisville		0	1	1	
at Pittsburgh		0	0	0	
Virginia Tech		0	1	0	
at Florida State		2	0	0	
at Syracuse		5	4	1	
Georgia Tech		11	2	1	
at NC State		0	0	0	
North Carolina		0	0	1	
at Wake Forest		4	1	0	
Florida State		4	2	0	
vs. Virginia		4	3	0	
vs. Notre Dame		2	2	1	
vs. Washington		0	0	1	
at Iowa		3	2	0	

Greene Season / Career Highs

Points
Season: 14, vs. Loyola Chicago, 12/6/16
Career: 16, vs. Illinois State, 11/28/14
ACC: 12, at Virginia Tech, 1/11/15

Rebounds
Season: 4, vs. Loyola Chicago, 12/6/16
Career: 4*, vs. Loyola Chicago, 12/6/16
ACC: 4, at Syracuse, 2/12/15

Assists
Season: 3*, vs. Grambling State, 11/25/16
Career: 3*, vs. Grambling State, 11/25/16
ACC: 2, vs. Virginia Tech, 1/11/17

Steals
Season: 3, vs. Loyola Chicago, 12/6/16
Career: 3*, vs. Loyola Chicago, 12/6/16
ACC: 3, vs. Georgia Tech, 2/15/15

Blocked Shots
Season: 1*, at FIU, 12/16/16
Career: 1*, at FIU, 12/16/16
ACC: N/A

Field Goals Made
Season: 5, vs. Loyola Chicago, 12/6/16
Career: 6, vs. Illinois State, 11/28/14
ACC: 4, at Virginia Tech, 1/11/15

Field Goal Attempts
Season: 9, vs. Loyola Chicago, 12/6/16
Career: 15, vs. Illinois State, 11/28/14
ACC: 8, vs. Boston College, 1/4/15

Free Throws Made
Season: 2*, at Pittsburgh, 1/2/17
Career: 3, vs. Georgia Tech, 2/15/15
ACC: 3, vs. Georgia Tech, 2/15/15

Free Throw Attempts
Season: 3, at St. John's, 11/20/16
Career: 4*, vs. Milwaukee, 11/27/15
ACC: 4, vs. Georgia Tech, 2/15/15

3-Point Field Goals Made
Season: 4, vs. Loyola Chicago, 12/6/16
Career: 4, vs. Loyola Chicago, 12/6/16
ACC: 2*, vs. Virginia Tech, 2/21/16

3-Point Field Goal Attempts
Season: 8, vs. Loyola Chicago, 12/6/16
Career: 8*, vs. Loyola Chicago, 12/6/16
ACC: 6, at Duke, 1/18/15

Minutes
Season: 33, at St. John's, 11/20/16
Career: 33, at St. John's, 11/20/16
ACC: 23, at Virginia Tech, 1/11/15

* Recorded more than once with most recent listed

CAREER STATISTICS		Total		3-Point			Free Throws			Rebounds				Scoring											
Year	GP	GS	Min	Avg	FG	FGA	Pct	FG	FGA	Pct	FT	FTA	Pct	Off	Def	Tot	Avg	PF	FO	Ast	TO	Blk	Stl	Pts	Avg
2013-14	DNP																								
2014-15	33	4	497	15.1	60	155	.387	29	103	.282	18	22	.818	12	34	46	1.4	24	0	14	27	0	35	167	5.1
2015-16	16	0	164	10.3	16	56	.286	11	38	.289	3	6	.500	1	9	10	0.6	3	0	6	7	0	9	46	2.9
2016-17	22	0	310	14.1	36	85	.424	23	61	.377	6	9	.667	10	15	25	1.1	11	0	14	16	2	12	101	4.6
TOTAL	71	4	971	13.7	112	296	.378	63	202	.312	27	37	.730	23	58	81	1.1	38	0	34	50	2	56	314	4.4



#0



KEYANNA HARRIS

JUNIOR | FORWARD | 6-0

Riviera Beach, Fla. | William T. Dwyer

- Recorded the first start of her career in Miami's win at St. John's (11/20/16)
- Went to high school with Gage Batten, a fullback on the Miami football team in 2015 and 2016
- High energy player who excels in pressing situations
- Really active and makes hustle plays

As a Sophomore (2015-16): Played in 32 of 33 games ... Averaged 2.9 points and 1.9 rebounds ... Tallied 22 steals ... Shot 26-of-39 at the free throw line ... Ranked fourth on the team in free throw percentage (min. 1 FTA per game, 66.7) ... Recorded her first double-digit scoring game with 10 points on a career-high five made field goals at Charlotte (11/23) ... Set a career best with five rebounds against Milwaukee (11/27) ...

Posted 10 points for the second time in her career a win against Coppin State (12/4), while also matching her career best with five rebounds and shooting 4-of-5 at the stripe... Scored eight points against UMass Lowell (12/6) ... Logged a career-high and co-game-high four assists in a career-best 21 minutes the Hurricanes' victory over FIU (12/22) and also shot 4-of-4 at the line ... Posted three steals in a game for the first time against No. 10/10 Louisville (2/25), while also setting a career high with six free throws attempted ... Scored six points in Miami's NCAA Tournament game versus South Dakota State (3/19).

As a Freshman (2014-15): Played in 23 games and finished the season with 25 points, 15 rebounds, 14 steals and eight assists ... Connected on 8-of-11 free throws in her first season at Miami ... Made her Hurricane debut against Oakland (11/14), recording two steals ... Posted the first points, rebound and assist of her career in the win over North Florida (11/21) ... Set several season highs against Illinois State (11/28), including minutes (17), points (nine), assists (three), field goals made (four) and field goal attempts (five), as well recorded her first block and made 3-pointer ... Scored her first career points in ACC play at No. 9/8 Florida State (2/8) ... Scored five points, the second-most of her season, to help Miami to a win at No. 23/22 Syracuse (2/12) ... Had three assists at Wake Forest (2/26), tying for the team lead and matching her season high, while also setting season bests in free throws made (three) and attempted (three).

High School: Graduated from William T. Dwyer High School ... Averaged 20.4 points, 9.3 rebounds, 4.1 assists and 5.3 steals as a senior ... Ranked as a three-star prospect and a top-25 forward recruit by ESPN HoopGurlz ... McDonald's All-American Game nominee ... Named the *Palm Beach Post* Large Schools Player of the Year as a junior, as well as the *Sun Sentinel* 8A Player of the Year ... Palm Beach County Athletic Association First Team selection as a junior ... Won a district title and finished as the state runner-up her junior year ... First team all-conference as a sophomore ... Second team all-county and Outstanding Rookie of the Year as a freshman ... Member of the track and field team ... Set the school record in the high jump and made regionals ... Named to the honor roll ... Notable William T. Dwyer alumni in athletics include Alonzo Gee of the Denver Nuggets and Matt Elam of the Baltimore Ravens.

Personal: Full name is Keyanna Renika Harris ... Nickname is Keke ... Born Feb. 14, 1995 ... Parents are Lamar and Beverly Harris ... Has an older sister, Shamar, and an older brother, Chris ... Sister played basketball at Lynn University ... Cousin of former NBA player Jumaine Jones ... Majoring in criminology ... Loves to dance ... Lists former Miami All-American Shenise Johnson, a current standout with the Indiana Fever, as her role model and favorite athlete.

2016-17				
Opposition	P	R	A	
at Kentucky	4	3	0	
vs. Albany	11	4	0	
Charlotte	2	9	3	
at St. John's	2	5	0	
Grambling State	7	8	3	
Texas Tech	4	5	1	
at Ohio State	8	6	1	
Old Dominion	2	3	3	
Loyola Chicago	4	3	1	
at FIU	6	5	1	
Coppin State	6	4	2	
Maine	9	2	0	
Florida State	5	4	3	
at Pittsburgh	2	6	1	
at NC State	6	3	0	
Notre Dame	2	2	3	
Virginia Tech	3	2	1	
at Louisville	0	0	0	
at Syracuse	0	0	0	
North Carolina	17	1	2	
Boston College	0	4	2	
at Wake Forest	10	3	1	
at Florida State	0	1	0	
Virginia	8	5	1	
Clemson	-	-	-	
at Duke	-	-	-	
at Virginia Tech	-	-	-	
Georgia Tech	-	-	-	

2015-16				
Opposition	P	R	A	
Wright State	4	1	0	
Bethune-Cookman	0	1	2	
at Old Dominion	2	1	1	
at Loyola Chicago	2	2	0	
at Charlotte	10	3	0	
Milwaukee	4	5	0	
La Salle	3	2	0	
Illinois	0	0	0	
Coppin State	10	5	1	
UMass Lowell	8	2	2	
vs. Baylor	0	0	0	
vs. Indiana	2	0	0	
FIU	4	4	4	
NC State	2	2	1	
at Virginia	0	2	1	
Pittsburgh	5	4	0	
at Clemson	0	3	2	
Wake Forest	0	1	0	
at North Carolina	5	2	0	
Florida State	1	0	2	
at Virginia Tech	3	0	0	
Syracuse	2	3	0	
at Boston College	2	2	1	
Duke	0	3	0	
at Georgia Tech	2	1	1	
at Notre Dame	3	1	0	
Virginia Tech	2	1	0	
Louisville	5	4	0	
at Florida State	-	-	-	
vs. Pittsburgh	2	1	0	
vs. Florida State	0	2	0	
vs. Notre Dame	4	1	0	
vs. South Dakota State	6	3	1	

2014-15				
Opposition	P	R	A	
Oakland	0	0	0	
at Middle Tennessee	0	0	0	
North Florida	2	1	1	
Arizona State	-	-	-	
Illinois State	9	2	3	
Tulsa	0	1	0	
Wisconsin	0	0	0	
Jacksonville	2	2	0	
Coppin State	2	1	1	
vs. UCLA	-	-	-	
at Tulane	0	0	0	
Florida A&M	0	2	0	
LSU	-	-	-	
Boston College	0	0	0	
Notre Dame	-	-	-	
at Virginia Tech	0	0	0	
Clemson	0	1	0	
at Duke	0	1	0	
Virginia	0	0	0	
at Louisville	-	-	-	
Pittsburgh	0	1	0	
at Virginia Tech	0	1	0	
at Florida State	2	1	0	
at Syracuse	5	0	0	
Georgia Tech	0	0	0	
at NC State	0	1	0	
North Carolina	-	-	-	
at Wake Forest	3	0	3	
Florida State	0	0	0	
vs. Virginia	-	-	-	
vs. Notre Dame	-	-	-	
vs. Washington	-	-	-	
at Iowa	-	-	-	

Harris Season / Career Highs

Points
 Season: 17, vs. North Carolina, 1/26/17
 Career: 17, vs. North Carolina, 1/26/17
 ACC: 17, vs. North Carolina, 1/26/17

Rebounds
 Season: 9, vs. Charlotte, 11/16/16
 Career: 9, vs. Charlotte, 11/16/16
 ACC: 6, at Pittsburgh, 1/2/17

Assists
 Season: 3*, vs. Notre Dame, 1/8/17
 Career: 4, vs. FIU, 12/22/15
 ACC: 3*, vs. Notre Dame, 1/8/17

Steals
 Season: 5*, vs. Virginia, 2/9/17
 Career: 5*, vs. Virginia, 2/9/17
 ACC: 5*, vs. Virginia, 2/9/17

Blocked Shots
 Season: 1*, at Florida State, 2/6/17
 Career: 2, vs. Notre Dame, 3/5/16
 ACC: 1*, at Florida State, 2/6/17

Field Goals Made
 Season: 6, vs. North Carolina, 1/26/17
 Career: 6, vs. North Carolina, 1/26/17
 ACC: 6, vs. North Carolina, 1/26/17

Field Goal Attempts
 Season: 10, vs. Albany, 11/13/16
 Career: 10, vs. Albany, 11/13/16
 ACC: 9, vs. North Carolina, 1/26/17

Free Throws Made
 Season: 4, vs. North Carolina, 1/26/17
 Career: 4*, vs. North Carolina, 1/26/17
 ACC: 4, vs. North Carolina, 1/26/17

Free Throw Attempts
 Season: 4*, vs. North Carolina, 1/26/17
 Career: 6, vs. Louisville, 2/25/16
 ACC: 6, vs. Louisville, 2/25/16

3-Point Field Goals Made
 Season: 2, at Ohio State, 12/1/16
 Career: 2, at Ohio State, 12/1/16
 ACC: 1*, vs. North Carolina, 1/26/17

3-Point Field Goal Attempts
 Season: 4, vs. Albany, 11/13/16
 Career: 4, vs. Albany, 11/13/16
 ACC: 2*, vs. North Carolina, 1/26/17

Minutes
 Season: 27*, vs. North Carolina, 1/26/17
 Career: 27*, vs. North Carolina, 1/26/17
 ACC: 27, vs. North Carolina, 1/26/17

* Recorded more than once with most recent listed
 ! ACC Tournament game

CAREER STATISTICS										Total		3-Point			Free Throws			Rebounds			Scoring				
Year	GP	GS	Min	Avg	FG	FGA	Pct	FG	FGA	Pct	FT	FTA	Pct	Off	Def	Tot	Avg	PF	FO	Ast	TO	Blk	Stl	Pts	Avg
2014-15	23	0	148	6.4	8	23	.348	1	5	.200	8	11	.727	6	9	15	0.7	24	0	8	14	2	14	25	1.1
2015-16	32	0	361	11.3	33	87	.379	1	18	.056	26	39	.667	25	37	62	1.9	45	0	19	27	7	22	93	2.9
2016-17	24	18	466	19.4	48	117	.410	7	26	.269	15	28	.536	35	53	88	3.7	38	0	29	36	3	37	118	4.9
TOTAL	79	18	975	12.3	89	227	.392	9	49	.184	49	78	.628	66	99	165	2.1	107	0	56	77	12	73	236	3.0



#20



KEYONA HAYES

REDSHIRT SENIOR | FORWARD | 6-1

Marietta, Ga. | St. Francis

- In the win against Virginia (2/9/17), became the 26th Hurricane to eclipse 1,000 points and the ninth to surpass 700 rebounds

- Led all players at the 2016 ACC Tournament in field goal percentage (76.2)

- Has recorded 13 double-doubles in her career, including eight in her first two seasons

- One of five Miami players to ever be named ACC Rookie of the Week

- Possesses the best hands on the team and loves to finish with contact

- One of the toughest matchups on the Miami roster

As a Redshirt Senior (2016-17): *NCAA.com Starting Five (12/7) ... Miami Thanksgiving Tournament MVP*

As a Redshirt Junior (2015-16): Played in all 33 games, earning 31 starting nods ... Logged double-digit points 13 times, including three games in a row on two occasions, and had one double-double ... Led Miami in rebounding (5.5) and ranked second in field goal percentage (53.5), offensive rebounding (2.0) and defensive rebounding (3.6) ... Third on the team in scoring (9.1), field goals made (131) and free throw percentage (min. 1 FTA per game, 67.3) ... Was fourth among Hurricanes in minutes (24.0), steals (42) and blocks (10), as well as fifth in assists (1.5), free throws made (35) and free throws attempted (52) ... Registered the eighth-best field goal percentage in a single season in Miami history ... Ranked eighth in the ACC in field goal percentage and had the second-best clip (56.3) in conference-only games ... One of two players in the ACC to make nine field goals in a game without a miss ... Had the best field goal percentage at the 2016 ACC Tournament (76.2, 16-of-21) ... Opened the season with 14 points and a team-high nine rebounds against Wright State (11/3) ... Tallied a double-double with 12 points and a game-high 11 points versus Bethune-Cookman (11/15) ... Had eight points, eight rebounds and a season-high three blocks at Loyola Chicago (11/21) ... Posted 10 points and nine rebounds at Charlotte (11/23) ... Tallied eight points, a team-high nine rebounds and a game-high three steals versus Coppin State (12/4) ... Recorded a career-high and co-game-high five assists in the win over UMass Lowell (12/6) ... Scored 10 points and grabbed nine rebounds against Indiana (12/20) ... Shot 7-of-7 and totaled 15 points versus Pittsburgh (1/7) ... Scored a season-high 22 points against Wake Forest, shooting 8-of-10 from the field and 6-of-7 at the stripe, in the win over Wake Forest (1/14), while blocking a co-game-high two shots and tallying season-high-tying three steals ... Had 18 points and a co-season-high three steals against No. 14/13 Florida State, shooting 7-of-11 from the floor and 4-of-5 from the line ... Totaled 11 points at Boston College (2/4) ... Scored 13 points in the win over Duke (2/7) ... Registered 16 points in her home state when Miami won at Georgia Tech (2/11) ... Fell just shy of a double-double win 10 points and a game-high nine boards in a season-best 34 minutes at No. 12/12 Florida State (2/28) ... Recorded 18 points and a team-high seven rebounds in the ACC Tournament victory over Pittsburgh (3/3), shooting 9-of-9 from the floor, her second perfect mark of the season against the Panthers ... Notched 13 points in Miami's ACC Tournament quarterfinal win versus No. 14/10 Florida State (3/4).

As a Junior (2014-15): Redshirted due to right ankle injury.

As a Sophomore (2013-14): Started 28 of 31 games ... Averaged 10.5 points, 6.5 rebounds, 1.1 assists in 23.7 minutes per game ... Totaled 327 points, 203 rebounds, 34 assists and 734 minutes ... Hit 50.6 percent (127-251) shots from field, 27.3 (38-115) shots from three and 67.3 (70-104) of shots at free throw line ... Started 11 of 16 ACC games ... In ACC play averaged 9.7 points and 6.1 rebounds in 22.1 minutes ... Totaled 155 points, 12 assists and 97 rebounds ... Connected on 51.7 percent (60-116) from field, 33.3 percent (33-46) from three and 71.7 percent (33-46) at free throw line ... Scored in double-figures in 19 games ... Led Canes in scoring in seven games ... Averaged team-high 14 ppg over last three games while shooting team-best 58 percent ... Finished season with team-high three double-doubles (12/28/13 vs Morgan State, 1/16/14 at Boston College, 3/20/14 vs Stetson) ... Season highs: 22 points at Virginia, 02/27/14; 13 rebounds at Boston College, 01/16/14; 4 assists vs. Morgan State, 12/28/13; 32 minutes vs. Wake Forest, 02/23/14.

As a Freshman (2012-13): *ACC Rookie of the Week (1/11/13) ... Miami Holiday Tournament All-Tournament Team*

Scored four points and grabbed two rebounds in collegiate debut vs. North Florida (11/9) ... Recorded first double-double of collegiate career with 10 points and 11 rebounds at Richmond (11/12) ... Second double-double came vs. Florida Atlantic, scored new career-high 14 points and grabbed 14 boards (11/23) ... Pulled down six rebounds in win over No. 6 Penn State (11/29) ... Scored 12 points to go with four rebounds and a season-best four block vs. Davidson (12/8) ... Poured in 10 points in ACC opener against NC State (12/20) ... Third double-double came with 11 points and 15 rebounds vs. Central Connecticut State (12/28) ... Scored seven points at Florida State (1/13) ... Led Miami with 11 rebounds vs. Virginia Tech (2/3), also scored eight points ... Netted fourth double-double of season with 12 points and 10 rebounds at Clemson (2/7) ... Pulled down nine rebounds and scored seven points vs. Boston College (2/17) ... Recorded her fifth double-double of the season with 14 points and 11 rebounds at Georgia Tech (2/24).

High School: Graduated from St. Francis High School ... Ranked as high as No. 31 overall prospect by Blue Star Basketball ... ESPN HoopGurlz ranked her as the No. 11 forward in nation ... Named to 2012 GSWA Class A All-State First Team and 2012 *Atlanta Journal-Constitution* Class A All-State First Team averaging 16.0 points and 6.0 rebounds per game as a senior ... Averaged 18.0 points, 12.0 rebounds, 6.0 assists and 5.0 blocks a game as junior ... Posted 19.0 points and 13.0 rebounds per game as sophomore.

2016-17	P	R	A
Opposition at Kentucky	8	10	4
vs. Albany	6	7	1
Charlotte	2	6	1
at St. John's	13	11	4
Grambling State	8	7	0
Texas Tech	12	10	3
at Ohio State	23	6	1
Old Dominion	18	7	2
Loyola Chicago	5	6	1
at FIU	3	3	0
Coppin State	4	3	0
Maine	6	9	1
Florida State	2	1	0
at Pittsburgh	6	4	2
at NC State	18	10	1
Notre Dame	2	3	1
Virginia Tech	3	3	0
at Louisville	10	2	2
at Syracuse	7	6	2
North Carolina	8	10	1
Boston College	10	8	1
at Wake Forest	3	3	1
at Florida State	17	3	0
Virginia	14	13	2
Clemson	-	-	-
at Duke	-	-	-
at Virginia Tech	-	-	-
Georgia Tech	-	-	-

2015-16	P	R	A
Opposition Wright State	14	9	2
Bethune-Cookman	12	11	2
at Old Dominion	6	4	0
at Loyola Chicago	8	8	3
at Charlotte	10	9	0
Milwaukee	8	7	0
La Salle	6	4	1
Illinois	6	5	3
Coppin State	8	9	1
UMass Lowell	8	1	5
vs. Baylor	7	5	2
vs. Indiana	10	9	2
FIU	4	4	4
NC State	8	7	1
at Virginia	9	5	2
Pittsburgh	15	5	0
at Clemson	8	3	2
Wake Forest	22	6	1
at North Carolina	7	7	1
Florida State	18	7	2
at Virginia Tech	7	7	1
Syracuse	4	2	2
at Boston College	11	2	1
Duke	13	7	2
at Georgia Tech	16	5	1
at Notre Dame	2	2	1
Virginia Tech	6	2	2
Louisville	0	2	0
at Florida State	10	9	3
vs. Pittsburgh	18	7	2
vs. Florida State	13	5	2
vs. Notre Dame	5	5	0
vs. South Dakota State	2	3	0

2013-14	P	R	A
Opposition North Florida	13	9	2
Richmond	2	6	0
Middle Tennessee	12	1	0
at Oakland	15	5	2
Yale	17	7	0
St. Francis Brooklyn	15	5	0
Missouri	0	8	2
at Minnesota	20	6	2
Coppin State	8	12	0
at Arizona State	15	6	2
Morgan State	17	10	4
New Mexico	12	8	2
Penn	3	1	1
at Wake Forest	8	4	0
Florida State	2	3	1
at Virginia Tech	6	12	0
at Boston College	11	13	1
NC State	4	3	1
at Notre Dame	0	7	0
at Clemson	11	7	0
Duke	2	2	0
at North Carolina	14	3	0
Georgia Tech	14	7	2
Maryland	2	1	0
at Florida State	22	8	3
Syracuse	6	7	1
Wake Forest	12	4	0
at Virginia	22	9	2
Pittsburgh	19	7	1
vs. Florida State	10	7	4
Stetson	13	15	1

2012-13	P	R	A
Opposition North Florida	4	2	0
at Richmond	10	11	2
Tennessee	7	6	1
Florida Atlantic	14	11	0
Radford	0	5	0
Penn State	4	6	0
Alcorn State	3	0	0
Davidson	12	4	0
at Rutgers	0	3	1
NC State	10	4	0
Central Conn. State	11	15	0
Wisconsin	6	9	0
Clemson	5	1	0
Virginia	4	1	0
at Maryland	2	3	0
at Florida State	7	3	2
Georgia Tech	2	1	0
at Virginia	8	5	0
at Wake Forest	3	2	0
North Carolina	0	1	0
at Duke	2	8	0
Virginia Tech	8	11	0
at Clemson	12	10	0
Florida State	8	10	1
Boston College	7	9	1
at NC State	4	6	1
at Georgia Tech	14	11	1
Duke	2	2	1
at Virginia Tech	2	3	0
vs. Virginia Tech	2	1	0
vs. Florida State	1	1	1
at Iowa	0	1	0

Hayes Season / Career Highs

Points
Season: 23, at Ohio State, 12/1/16
Career: 23, at Ohio State, 12/1/16
ACC: 22*, vs. Wake Forest, 1/14/16

Rebounds
Season: 13, vs. Virginia, 2/9/17
Career: 15#, vs. Stetson, 3/20/14
ACC: 13*, vs. Virginia, 2/9/17

Assists
Season: 4*, at St. John's, 11/20/16
Career: 5, vs. UMass Lowell, 12/6/15
ACC: 3*, at Florida State, 2/28/16

Steals
Season: 3*, vs. Virginia, 2/9/17
Career: 3*, vs. Virginia, 2/9/17
ACC: 3*, vs. Virginia, 2/9/17

Blocked Shots
Season: 2*, vs. Boston College, 1/29/17
Career: 4, vs. Davidson, 12/8/12
ACC: 2*, vs. Boston College, 1/29/17

Field Goals Made
Season: 9, at Ohio State, 12/1/16
Career: 10, at Virginia, 2/27/14
ACC: 10, at Virginia, 2/27/14

Field Goal Attempts
Season: 14, at Ohio State, 12/1/16
Career: 16*, at Florida State, 2/16/14
ACC: 16, at Florida State, 2/16/14

Free Throws Made
Season: 6, vs. Old Dominion, 12/4/16
Career: 10, vs. Georgia Tech, 2/9/14
ACC: 10, vs. Georgia Tech, 2/9/14

Free Throw Attempts
Season: 8, vs. Boston College, 1/29/17
Career: 10, vs. Georgia Tech, 2/9/14
ACC: 10, vs. Georgia Tech, 2/9/14


3-Point Field Goals Made
Season: 2, at St. John's, 11/20/16
Career: 2, at St. John's, 11/20/16
ACC: 1*, at Florida State, 2/6/17

3-Point Field Goal Attempts
Season: 3, at St. John's, 11/20/16
Career: 3, at St. John's, 11/20/16
ACC: 2*, at North Carolina, 1/17/16

Minutes
Season: 35*, at NC State, 1/5/17
Career: 361, vs. Florida State, 3/6/14
ACC: 35*, at NC State, 1/5/17

* Recorded more than once with most recent listed
! ACC Tournament game
WNIT game

Year	CAREER STATISTICS			Total			3-Point			Free Throws			Rebounds			Scoring											
	GP	GS	Min	Avg	FG	FGA	Pct	FG	FGA	Pct	FT	FTA	Pct	Off	Def	Tot	Avg	PF	FO	Ast	TO	Blk	Stl	Pts	Avg		
2012-13	32	0	458	14.3	67	154	.435	0	1	.000	40	59	.678	65	101	166	5.2	45	0	12	41	18	25	174	5.4		
2013-14	31	23	734	23.7	127	251	.506	3	11	.273	70	104	.673	72	131	203	6.5	86	3	34	68	18	39	327	10.5		
2014-15	DNP																										
2015-16	33	31	792	24.0	130	243	.535	6	18	.333	35	52	.673	65	118	183	5.5	67	0	51	57	10	42	301	9.1		
2016-17	24	23	559	23.3	84	167	.503	6	14	.429	34	59	.576	51	100	151	6.3	51	0	31	44	17	23	208	8.7		
TOTAL	120	77	2543	21.2	408	815	.501	15	44	.341	179	274	.653	253	450	703	5.9	249	3	128	210	63	129	1010	8.4		



EMESE HOF

SOPHOMORE | FORWARD/CENTER | 6-3

21

Utrecht, Netherlands | Caland Lyceum

- Did not play in Miami's game at St. John's due her to participation in the 2017 FIBA EuroBasket Qualifiers with the Dutch National Team and then missed the following game against Grambling State due to injury
- Tied for the third-best field goal percentage at the 2016 ACC Tournament (71.4 percent, 15-of-21)
- Logged 15 rebounds in the fifth game of her career, the most by a Miami freshman in a game away from home during the Meier era
- Played with fellow Hurricane freshman Laura Cornelius in the Netherlands, but the two made independent decisions to attend Miami
- Has tremendous touch for a post player, shares the ball as well as anyone on the team and plays with great flow to her game

As a Freshman (2015-16): All-ACC Academic Team

Played in 33 games, starting 12 of them ... Scored in double figures 12 times and tallied a pair of double-doubles ... Led the Hurricanes in field goal percentage (54.2), offensive rebounding (2.2) blocked shots (42) ... Ranked second on the team in rebounding (5.5), free throws made (50) and free throws attempted (81) ... Fourth on Miami in scoring (8.6) and field goals made (117) ... Scored the most points (26) and tied for the most rebounds (15) by a Hurricane all season ... Recorded the fourth-best single-season field goal percentage in program history, as well as the No. 10 single-season blocks total ... Tied the program record with four blocked shots in an NCAA Tournament game ... Became the first Hurricane in the Katie Meier era to log 15 rebounds in a game away from home ... Ranked fifth in the ACC in field goal percentage ... Also finished No. 11 in the ACC in blocked shots (1.3) and tied for No. 12 in conference-only games (1.1) ... Ranked second among ACC freshmen in both field goal percentage and blocked shots ... Also finished sixth among ACC freshmen in rebounding and No. 12 (min. 10 games played) in scoring ... Tied for the third-best field goal percentage at the 2016 ACC Tournament (71.4, 15-of-21) ... Made her Miami debut with six points and eight rebounds versus Wright State (11/13) ... Recorded eight points, the first three steals of her career and her first multi-block game at Old Dominion (11/17) ... Tallied her first double-digit scoring game with 14 points at Loyola Chicago (11/21), shooting 6-of-6 from the floor and 2-of-2 at the line, to go along with seven rebounds ... Registered her first double-double with 11 points and a season- and game-high 15 rebounds at Charlotte (11/23) ... Against La Salle (11/29), scored 12 points, shot 4-of-4 at the stripe and set season highs in assists (four) and steals (four) ... Logged 13 points on 6-of-10 shooting in the win over Illinois (12/2) ... Posted 11 points versus UMass Lowell (12/6) ... In the first start of her career, against Indiana (12/20), poured in a team-high 26 points and a game-high 14 rebounds for her second-career double-double, while shooting 10-of-13 from the floor and 6-of-7 from the line ... Recorded eight points, eight rebounds and a game-high four steals against Pittsburgh (1/7) ... Shot 5-of-5 in the victory at North Carolina (1/17) to finish with 10 points ... Tallied 12 points at third-ranked Notre Dame (2/14) ... Scored 15 points, pulled down a co-team-high seven boards and set season bests in free throws made (nine) and attempted (11) ... Registered 11 points in the ACC Tournament against Pittsburgh (3/3) ... Scored 15 points on 7-of-10 shooting in a season-best 32 minutes played in the ACC Tournament quarterfinal win versus No. 14/10 Florida State (3/4) ... Scored 17 points and tied her season high with four blocks in the NCAA Tournament against South Dakota State (3/19).

2016-17				
Opposition	P	R	A	
at Kentucky	2	0	0	
vs. Albany	4	5	1	
Charlotte	8	5	1	
at St. John's	-	-	-	
Grambling State	-	-	-	
Texas Tech	2	2	0	
at Ohio State	5	3	0	
Old Dominion	3	6	1	
Loyola Chicago	2	3	1	
at FIU	1	3	0	
Coppin State	8	6	1	
Maine	6	2	1	
Florida State	12	6	2	
at Pittsburgh	8	1	4	
at NC State	6	2	0	
Notre Dame	11	6	0	
Virginia Tech	14	7	1	
at Louisville	10	5	1	
at Syracuse	12	4	2	
North Carolina	8	5	2	
Boston College	0	3	0	
at Wake Forest	4	9	0	
at Florida State	4	5	0	
Virginia	0	1	0	
Clemson	-	-	-	
at Duke	-	-	-	
at Virginia Tech	-	-	-	
Georgia Tech	-	-	-	

2015-16				
Opposition	P	R	A	
Wright State	6	8	1	
Bethune-Cookman	0	1	0	
at Old Dominion	8	8	1	
at Loyola Chicago	14	7	2	
at Charlotte	11	15	2	
Milwaukee	6	7	0	
La Salle	12	6	4	
Illinois	13	6	0	
Coppin State	9	5	1	
UMass Lowell	11	3	1	
vs. Baylor	9	4	0	
vs. Indiana	26	14	1	
FIU	4	2	0	
NC State	8	6	1	
at Virginia	8	3	1	
Pittsburgh	8	8	0	
at Clemson	7	5	1	
Wake Forest	4	5	0	
at North Carolina	10	4	2	
Florida State	6	4	0	
at Virginia Tech	0	2	1	
Syracuse	6	7	0	
at Boston College	6	2	0	
Duke	3	6	2	
at Georgia Tech	2	3	1	
at Notre Dame	12	5	0	
Virginia Tech	15	7	0	
Louisville	4	3	0	
at Florida State	5	3	0	
vs. Pittsburgh	11	5	1	
vs. Florida State	15	4	0	
vs. Notre Dame	8	3	0	
vs. South Dakota State	17	9	1	

Hof Season / Career Highs

Points
Season: 14, vs. Virginia Tech, 1/11/17
Career: 26, vs. Indiana, 12/20/15
ACC: 15, vs. Virginia Tech, 2/21/16

Rebounds
Season: 9, at Wake Forest, 2/2/17
Career: 15, at Charlotte, 11/23/15
ACC: 9, at Wake Forest, 2/2/17

Assists
Season: 4, at Pittsburgh, 1/2/17
Career: 4*, at Pittsburgh, 1/2/17
ACC: 4, at Pittsburgh, 1/2/17

Steals
Season: 2*, vs. Virginia, 2/9/17
Career: 4, vs. La Salle, 11/29/15
ACC: 2*, vs. Virginia, 2/9/17

Blocked Shots
Season: 3, vs. Loyola Chicago, 12/6/16
Career: 4*, vs. South Dakota State, 3/19/16
ACC: 4, vs. Virginia Tech, 1/7/16

Field Goals Made
Season: 7, vs. Virginia Tech, 1/11/17
Career: 10, vs. Indiana, 12/20/15
ACC: 7, vs. Virginia Tech, 1/11/17

Field Goal Attempts
Season: 13, vs. Virginia Tech, 1/11/17
Career: 14+, vs. South Dakota State, 3/19/16
ACC: 13, vs. Virginia Tech, 1/11/17

Free Throws Made
Season: 3, vs. Notre Dame, 1/8/17
Career: 9, vs. Virginia Tech, 2/21/16
ACC: 9, vs. Virginia Tech, 2/21/16

Free Throw Attempts
Season: 4*, vs. Notre Dame, 1/8/17
Career: 11, vs. Illinois, 12/2/16
ACC: 11, vs. Virginia Tech, 2/21/16

3-Point Field Goals Made
Season: N/A
Career: N/A
ACC: N/A

3-Point Field Goal Attempts
Season: N/A
Career: 1+, vs. South Dakota State, 3/19/16
ACC: N/A

Minutes
Season: 26*, at Louisville, 1/15/17
Career: 32!, vs. Florida State, 3/4/16
ACC: 31, vs. Virginia Tech, 2/21/16

* Recorded more than once with most recent listed
! ACC Tournament game
+ NCAA Tournament game

High School/Prior to Miami: Graduated from Caland Lyceum ... Played for CTO Amsterdam in the Women's First Division in the Netherlands ... Listed by ProspectsNation.com as a four-star recruit and the No. 14 international prospect in her class, including fifth among post players ... Named to the Women's First Division All-Star Team in 2015 and helped lead the team to the playoff semifinals ... Set the CTO Amsterdam career records for rebound and blocks, while ranking second in points and steals, as well as fourth in assists ... At the FIBA U19 World Championship in July 2015, ranked in the top five of the tournament in six different categories, finishing second in average efficiency rating (24.4) and free throw percentage (83.3), third in field goal percentage (51.8), fourth in both scoring (16.9) and rebounding (10.0) and fifth in blocks (2.1) ... Selected to the All-Star Five at the FIBA U20 European Championship Division A in July 2015 after helping the Netherlands win the bronze medal, the nation's first top-flight medal at the European Championship, regardless of age or gender ... Led all players in the tournament in field goal percentage (55.0), tied for third in double-doubles (three), ranked fourth in scoring (14.8) and finished fifth in both rebounding (7.9) and blocks (1.4) ... Finished fifth in blocks (1.1) and sixth in rebounding (7.9) at the FIBA U18 European Championship Division A in July 2014 ... Ranked fourth in field goal percentage (43.2), sixth in blocks (1.2) and seventh in offensive rebounds (3.0) at the FIBA U18 European Championship Division A in July 2013 ... Averaged a double-double with 13.7 points and 11.7 rebounds in the FIBA U16 European Championship in July 2012 ... Also participated in four other FIBA competitions from 2011-15, for a total of nine.

Personal: Full name is Emese Eva Hof ... Name is pronounced Uh-MASE-Uh HOFF ... Nickname is Mese ... Born May 29, 1996 ... Parents are Ed Hof and Lia Mourits ... Father is an ICT system analyst and mother runs a physiotherapy practice ... Has an older sister, Roos, and a younger brother, Rik ... Both parents played basketball and sister plays professionally in Europe ... Major is undecided ... Favorite athlete is Elena Delle Donne of the Chicago Sky ... Best sports memory is winning the bronze medal at the 2015 U20 FIBA European Championship Division A ... Chose Miami because she felt it would help her grow on and off the court, as well as its academic quality and scenic campus ... Committed to Miami over Syracuse and Vanderbilt.

Year	CAREER STATISTICS				Total			3-Point			Free Throws			Rebounds			Scoring								
	GP	GS	Min	Avg	FG	FGA	Pct	FG	FGA	Pct	FT	FTA	Pct	Off	Def	Tot	Avg	Pts	Avg						
2015-16	33	12	631	19.1	117	216	.542	0	1	.000	50	81	.617	73	107	180	5.5	88	1	24	57	42	25	284	8.6
2016-17	22	3	349	15.9	58	114	.509	0	0	.000	14	25	.560	29	60	89	4.0	58	4	18	29	21	11	130	5.9
TOTAL	55	15	980	17.8	175	330	.530	0	1	.000	64	106	.604	102	167	269	4.9	146	5	42	86	63	36	414	7.5



SARAH MORTENSEN

FRESHMAN | GUARD/FORWARD | 6-1

#12

Copenhagen, Denmark | Long Island Lutheran (N.Y.)

- The Denmark native and Belgian freshman Serena-Lynn Geldof represent the eighth and ninth different nations Katie Meier has had a player from at Miami (Belgium, Canada, Denmark, England, Jamaica, Lithuania, the Netherlands, Sweden and the USA)
- Swing player with deep 3-point range and a great nose for the ball
- Highly coachable, has great fundamentals and does things the right way on the court

High School/Prior to Miami: Attended Long Island Lutheran (N.Y.) High School as a senior ... Went to Falkonergården in Denmark prior to coming to the United States ... Ranked by ProspectsNation.com as a four-star recruit and the No. 15 international player in her class, including third among wings ... Led Long Island Lutheran to the AA state title game as a senior in 2015-16, as the team finished 19-5 and ranked third in the MSG Varsity tri-state (CT/NJ/NY) rankings ... Named by MSG Varsity as the Long Island Player of the Year and an All-Metro First Team pick as a senior ... Also selected as the team MVP after averaging 22.5 points, 9.5 rebounds and 3.0 assists, while shooting 57.0 percent from the field ... Averaged 14.0 points, 8.4 rebounds and 2.6 assists at the U18 European Championship Division B in July 2015 ... Recorded two double-doubles in the tournament, including posting 26 points and 13 rebounds against the host nation of Romania ... Led all players in the tournament in free throw percentage (85.7), while ranking fourth in free throws made per game (3.6), eighth in scoring and ninth in rebounding ... Tallied 14.3 points and 8.9 rebounds per game at the U16 European Championship Division B in July 2013 ... Averaged 13.7 points and 11.1 rebounds at the U16 European Championship Division B in July 2012 ... Led Denmark to the U-18 Nordic Championship title in May 2015 and was selected as the tournament MVP ... Played club basketball with BMS at both the senior and U-19 level in 2014-15 ... Named tournament MVP after the U-19 team won the Nordic Championship ... In the senior age group, averaged 18.1 points, 9.3 rebounds, 2.3 assists and shot 45.8 percent from the field, en route to earning the Talent of the Year award, given to the top young player ... Played in the Eastern European Basketball League with BMS at the U-18 level in 2013-14 and the U-17 level in 2012-13 ... Selected as an all-star both years after leading the league in scoring ... Named to the honor roll her senior year ... Three-time NBA champion Bill Wennington also attended Long Island Lutheran.

Personal: Full name is Sarah Sofie Mortensen ... Nickname is Sosa ... Born May 5, 1997 ... Parents are René and Pia Mortensen ... Father is an appraiser and mother is a secretary ... Both parents played basketball growing up ... Has an older brother, Daniel, and a younger sister, Josefine ... Brother plays basketball at Barry ... Intends to major within the arts and sciences department ... Enjoys cooking and baking ... Favorite athlete is Maya Moore because of how she plays the game and how humble and likeable she is ... Best sports memories are winning Nordic Championships with both her club team and national team ... Chose Miami because of the coaching staff, family atmosphere and the hard competition in the ACC ... Committed to Miami over Boston College, George Washington and Virginia Tech.

Opposition	2016-17			
	P	R	A	
at Kentucky	0	0	1	
vs. Albany	0	4	0	
Charlotte	2	1	0	
at St. John's	1	1	0	
Grambling State	6	4	2	
Texas Tech	0	0	0	
at Ohio State	-	-	-	
Old Dominion	0	0	0	
Loyola Chicago	6	6	3	
at FIU	12	3	0	
Coppin State	6	7	1	
Maine	0	0	1	
Florida State	0	1	3	
at Pittsburgh	3	1	0	
at NC State	-	-	-	
Notre Dame	0	0	0	
Virginia Tech	10	3	0	
at Louisville	0	2	0	
at Syracuse	0	4	0	
North Carolina	3	1	0	
Boston College	1	2	0	
at Wake Forest	3	1	1	
at Florida State	6	2	0	
Virginia	0	0	0	
Clemson	-	-	-	
at Duke	-	-	-	
at Virginia Tech	-	-	-	
Georgia Tech	-	-	-	

Mortensen Season / Career Highs

Points
 Season: 12, at FIU, 12/16/16
 Career: 12, at FIU, 12/16/16
 ACC: 10, vs. Virginia Tech, 1/11/17

Rebounds
 Season: 7, vs. Coppin State, 12/19/16
 Career: 7, vs. Coppin State, 12/19/16
 ACC: 4, at Syracuse, 1/22/17

Assists
 Season: 3*, vs. Florida State, 12/29/16
 Career: 3*, vs. Florida State, 12/29/16
 ACC: 3, vs. Florida State, 12/29/16

Steals
 Season: 1*, at Louisville, 1/15/17
 Career: 1*, at Louisville, 1/15/17
 ACC: 1*, at Louisville, 1/15/17

Blocked Shots
 Season: 1, vs. Virginia Tech, 1/11/17
 Career: 1, vs. Virginia Tech, 1/11/17
 ACC: 1, vs. Virginia Tech, 1/11/17

Field Goals Made
 Season: 4*, vs. Virginia Tech, 1/11/17
 Career: 4*, vs. Virginia Tech, 1/11/17
 ACC: 4, vs. Virginia Tech, 1/11/17

Field Goal Attempts
 Season: 7*, vs. Virginia Tech, 1/11/17
 Career: 7*, vs. Virginia Tech, 1/11/17
 ACC: 7, vs. Virginia Tech, 1/11/17

Free Throws Made
 Season: 1*, vs. Boston College, 1/29/17
 Career: 1*, vs. Boston College, 1/29/17
 ACC: 1*, vs. Boston College, 1/29/17

Free Throw Attempts
 Season: 2*, at Syracuse, 1/22/17
 Career: 2*, at Syracuse, 1/22/17
 ACC: 2*, at Syracuse, 1/22/17

3-Point Field Goals Made
 Season: 3, at FIU, 12/16/16
 Career: 3, at FIU, 12/16/16
 ACC: 2*, at Florida State, 2/6/17

3-Point Field Goal Attempts
 Season: 4*, vs. Virginia Tech, 1/11/17
 Career: 4*, vs. Virginia Tech, 1/11/17
 ACC: 4, vs. Virginia Tech, 1/11/17

Minutes
 Season: 20, vs. Grambling State, 11/25/16
 Career: 20, vs. Grambling State, 11/25/16
 ACC: 15, vs. Virginia Tech, 1/11/17

* Recorded more than once with most recent listed

Year	CAREER STATISTICS				Total			3-Point			Free Throws			Rebounds				Scoring							
	GP	GS	Min	Avg	FG	FGA	Pct	FG	FGA	Pct	FT	FTA	Pct	Off	Def	Tot	Avg	PF	FO	Ast	TO	Blk	Stl	Pts	Avg
2016-17	22	0	181	8.2	21	59	.356	13	34	.382	4	9	.444	15	28	43	2.0	22	0	12	11	1	4	59	2.7
TOTAL	22	0	181	8.2	21	59	.356	13	34	.382	4	9	.444	15	28	43	2.0	22	0	12	11	1	4	59	2.7



ADRIENNE MOTLEY

SENIOR | GUARD | 5-9

#23

Newport News, Va. | Woodside

- Second-year team co-captain
- Ranks second on the ACC's active scoring list and sits eighth on Miami's career leaderboard
- Moved into the top 10 on Miami's all-time scoring list against Grambling State (11/25/16) and became the ninth Hurricane to eclipse 1,500 points versus Loyola Chicago (12/6/16)
- Had her streak of 116 straight games played and 105 consecutive games started snapped against North Carolina (1/26/17) due to a family matter
- In the seventh game of 2015-16, became the 24th Hurricane to reach 1,000 points and the 13th to do so in under four years
- One of three Hurricanes born in the Netherlands, as her parents were both stationed there with the U.S. Military (father with Air Force, mother with the Army)
- Katie Meier's first recruit at Miami from Virginia
- Consistently hits the difficult midrange jump shot and has improved her 3-point shooting, passing and defensive effort
- Steady force on the team who shines in big-time moments

Opposition	2016-17	P	R	A
at Kentucky	16	5	3	
vs. Albany	9	4	7	
Charlotte	12	2	2	
at St. John's	5	3	0	
Grambling State	12	3	5	
Texas Tech	14	4	3	
at Ohio State	8	1	8	
Old Dominion	2	2	2	
Loyola Chicago	12	3	2	
at FIU	22	5	2	
Coppin State	15	3	2	
Maine	21	1	3	
Florida State	18	1	1	
at Pittsburgh	7	2	4	
at NC State	16	3	1	
Notre Dame	14	1	0	
at Virginia Tech	18	3	4	
Louisville	13	6	6	
at Syracuse	12	3	2	
North Carolina	-	-	-	
Boston College	9	1	0	
at Wake Forest	16	5	5	
at Florida State	9	0	3	
Virginia	15	6	1	
Clemson	-	-	-	
at Duke	-	-	-	
at Virginia Tech	-	-	-	
Georgia Tech	-	-	-	

Opposition	2015-16	P	R	A
Wright State	13	3	3	
Bethune-Cookman	7	3	4	
at Old Dominion	22	4	2	
at Loyola Chicago	17	3	4	
at Charlotte	22	5	4	
Milwaukee	17	5	3	
La Salle	14	7	5	
Illinois	24	6	4	
Coppin State	7	2	3	
UMass Lowell	18	5	2	
vs. Baylor	24	1	2	
vs. Indiana	18	5	4	
FIU	19	3	1	
NC State	5	4	2	
at Virginia	5	3	1	
Pittsburgh	20	2	1	
at Clemson	18	4	4	
Wake Forest	18	5	2	
at North Carolina	20	2	3	
Florida State	20	3	1	
at Virginia Tech	17	6	1	
Syracuse	16	4	4	
at Boston College	13	0	1	
Duke	21	1	1	
at Georgia Tech	13	4	1	
at Notre Dame	8	0	3	
Virginia Tech	12	5	3	
Louisville	12	3	1	
at Florida State	18	7	2	
vs. Pittsburgh	19	2	3	
vs. Florida State	13	5	2	
vs. Notre Dame	10	2	3	
vs. South Dakota State	19	5	4	

Opposition	2014-15	P	R	A
Oakland	21	6	3	
at Middle Tennessee	0	3	0	
North Florida	21	4	1	
Arizona State	21	3	0	
Illinois State	16	4	2	
Tulsa	17	5	0	
Wisconsin	21	7	6	
Jacksonville	17	1	3	
Coppin State	10	3	5	
vs. UCLA	23	3	3	
at Tulane	17	3	1	
Florida A&M	12	4	5	
LSU	16	5	1	
Boston College	16	4	3	
Notre Dame	32	7	4	
at Virginia Tech	22	8	0	
Clemson	15	4	0	
at Duke	8	3	1	
Virginia	8	3	2	
at Louisville	18	4	2	
at Pittsburgh	17	7	2	
Virginia Tech	16	5	1	
at Florida State	14	3	4	
Syracuse	14	3	3	
Georgia Tech	18	6	1	
at NC State	27	8	2	
North Carolina	13	2	1	
at Wake Forest	19	3	3	
Florida State	20	5	2	
vs. Virginia	15	5	3	
vs. Notre Dame	5	2	2	
vs. Washington	30	4	1	
at Iowa	18	2	1	

Opposition	2013-14	P	R	A
North Florida	9	8	2	
Richmond	0	3	3	
Middle Tennessee	2	3	4	
at Oakland	8	3	3	
Yale	4	4	2	
St. Francis Brooklyn	9	4	2	
Missouri	12	4	3	
at Minnesota	2	0	1	
Coppin State	8	1	5	
at Arizona State	6	1	2	
Morgan State	10	4	2	
New Mexico	18	3	2	
Penn	17	6	2	
at Wake Forest	10	6	1	
Florida State	8	4	5	
at Virginia Tech	11	3	3	
at Boston College	11	5	0	
NC State	14	2	3	
at Notre Dame	10	5	1	
at Clemson	14	3	1	
Duke	15	7	6	
at North Carolina	27	8	2	
Georgia Tech	26	3	8	
Maryland	12	2	0	
at Florida State	10	3	0	
Syracuse	5	1	3	
Wake Forest	15	3	4	
at Virginia	21	7	4	
Pittsburgh	2	6	2	
vs. Florida State	11	5	3	
Stetson	16	5	3	

Motley Season / Career Highs Points

Season: 22, at FIU, 12/16/16
 Career: 32, vs. Notre Dame, 1/8/15
 ACC: 32, vs. Notre Dame, 1/8/15

Rebounds

Season: 6*, vs. Virginia, 2/9/17
 Career: 8*, at NC State, 2/19/15
 ACC: 8*, at NC State, 2/19/15

Assists

Season: 8, at Ohio State, 12/1/16
 Career: 8*, at Ohio State, 12/1/16
 ACC: 8, vs. Georgia Tech, 2/9/14

Steals

Season: 3, vs. Notre Dame, 1/8/17
 Career: 51*, vs. Florida State, 3/4/16
 ACC: 5, vs. Boston College, 1/4/15

Blocked Shots

Season: 3, vs. Texas Tech, 11/27/16
 Career: 3, vs. Texas Tech, 11/27/16
 ACC: 2, vs. Boston College, 1/29/17

Field Goals Made

Season: 8*, vs. Maine, 12/20/16
 Career: 13, vs. Notre Dame, 1/8/15
 ACC: 13, vs. Notre Dame, 1/8/15

Field Goal Attempts

Season: 19, at Kentucky, 11/11/16
 Career: 19*, at Kentucky, 11/11/16
 ACC: 19, vs. Notre Dame, 1/8/15

Free Throws Made

Season: 6, at Ohio State, 12/1/16
 Career: 8+*, vs. Washington, 3/20/15
 ACC: 8, at Virginia Tech, 1/11/15

Free Throw Attempts

Season: 6, at Ohio State, 12/1/16
 Career: 10+*, vs. Washington, 3/20/15
 ACC: 10, vs. Notre Dame, 1/8/15

3-Point Field Goals Made

Season: 4*, vs. Florida State, 12/29/16
 Career: 5, vs. Baylor, 12/19/15
 ACC: 4*, vs. Florida State, 12/29/16

3-Point Field Goal Attempts

Season: 11, at Kentucky, 11/11/16
 Career: 11, at Kentucky, 11/11/16
 ACC: 9, vs. Duke, 2/7/16

Minutes

Season: 37, at Louisville, 1/15/17
 Career: 43!, vs. Florida State, 3/6/14
 ACC: 38, at Georgia Tech, 2/11/16

* Recorded more than once with most recent listed
 ! ACC Tournament game
 + NCAA Tournament game

As a Senior (2016-17): College Sports Madness Preseason Fourth Team All-American ... Blue Ribbon Panel Preseason All-ACC Team & ACC Coaches Preseason All-ACC Team ... John R. Wooden Award Preseason Top 30 ... Naismith Trophy Player of the Year Preseason Watch List ... The Dawn Staley Award Mid-Season Watch List ... Nancy Lieberman Award Pre-Season Watch List ... Senior CLASS Award Candidate ... Miami Holiday Tournament MVP ... Miami Thanksgiving Tournament All-Tournament Team

As a Junior (2015-16): WBCA Coaches' All-America Team Honorable Mention & Regional Finalist ... Blue Ribbon Panel First Team All-ACC & ACC Coaches First Team All-ACC ... Wade Watch List ... Naismith Trophy Player of the Year Early Season Watch List ... The Dawn Staley Award Mid-Season Watch List ... Blue Ribbon Panel Preseason All-ACC Team & ACC Coaches Preseason All-ACC Team ... College Sports Madness Preseason First Team All-ACC ... Florida Sunshine Classic All-Tournament Team

Team co-captain was one of three Hurricanes to start all 33 contests ... Scored in double digits on 28 occasions, including 17 of the final 18 games, with 10 in a row to start the stretch ... Tallied 15-plus points 20 times and 20-plus eight times, the latter mark tied for fifth-most in the ACC ... Led Miami in scoring (15.7), field goals made (191), free throws made (79), free throws attempted (103), free throw percentage (min 1.5 FTA per game, 76.7) and steals (1.6) ... Ranked second among Hurricanes in 3-point percentage (36.5), 3-pointers made (58) and minutes (30.2) ... Tied for third on the team in assists (2.5) and finished fourth in field goal percentage (min. 1 FGM per game, 43.4) ... Tied for the most steals in a game (five) by a Hurricane all year ... Led or co-led Miami in scoring 19 times ... Became the 24th Hurricane to reach 1,000 career points and the 13th to do so in fewer than four years ... Finished sixth in the ACC in scoring and No. 13 in conference-only games (14.8) ... Ranked ninth in the ACC in 3-point percentage and No. 11 in conference-only action (37.0) ... Ended the season No. 10 in the ACC in free throw percentage and No. 12 in conference-only contests (78.3) ... Was No. 15 in the ACC in 3-pointers made per game (1.8) and tied for No. 11 in conference-only matchups (1.9) ... Finished No. 15 in the ACC in steals ... One of three players in the ACC to rank top 10 (or top 15) in the conference in scoring, 3-point percentage and free throw percentage and one of just two players in the top 15 of all three categories in conference-only games ... Had 13 points in the first game of the season versus Wright State (11/13) ... Scored a game-high 22 points on 10-of-17 shooting at Old Dominion (11/17) ... Tallied a co-game-high 17 points, a co-game-high four assists and a game-high three steals at Loyola Chicago (11/21) ... Registered a team-high 22 points and co-game-highs in assists (four) and steals (three) in the win at Charlotte (11/23) ... Recorded a game-high 17 points versus Milwaukee (11/27) ... Finished with 14 points and a team-high five assists against La Salle (11/29), as well as a co-team-high and co-season-high seven rebounds, while eclipsing 1,000 career points in the victory ... Scored a game- and season-high 24 points and grabbed six rebounds while shooting 11-of-18 against Illinois (12/2) ... Posted a game-high 18 points on 7-of-10 shooting versus UMass Lowell (12/6) ... Facing fourth-ranked Baylor, scored 18 points on 9-of-16 shooting from the floor, connecting on a career-high five 3-pointers on only seven attempts ... Had 18 points, shot 8-of-14 from the field and tied for the game lead with four assists in the win over Indiana (12/20) ... Shot 9-of-14 from the floor against FIU (12/22) and scored a team-high 19 points ... Poured in 20 points versus Pittsburgh (1/7), shooting 8-of-11 from the field and 4-of-4 at the line, becoming the fifth Hurricane to make at least four 3-pointers in a game without a miss ... Went 4-of-6 from 3-point range at Clemson to finish with a game-high 18 points ... Totaled 18 point against Wake Forest (1/14) ... Recorded a game-high 20 points and shot 7-of-8 at the stripe in the victory at North Carolina (1/17) ... Logged a game-best 20 points versus No. 14/13 Florida State (1/24) ... Registered a game-high 17 points and pulled down six boards at Virginia Tech (1/28) ... Posted a co-game-high 16 points and a game-high four assists against eventual

Continued on next page



ADRIENNE MOTLEY

#23

NCAA runner-up Syracuse (2/1) ... Had 13 points at Boston College (2/4) ... Tallied a game-high 21 points in the victory over Duke (2/7) ... Scored 13 points in a season-high 38 minutes at Georgia Tech (2/11), her 10th game in a row with over a dozen points ... Logged 12 points against Virginia Tech (2/21) ... Registered a team-best 12 points versus No. 10/10 Louisville (12/25) ... Scored 18 points at No. 12/12 Florida State (2/28) ... Shot 8-of-14 in the Hurricanes' ACC Tournament against Pittsburgh (3/3) to finish with a game-high 19 points ... Scored 13 points and came away with a game-high five steals to tie her career best in the ACC Tournament quarterfinal win over No. 14/10 Florida State (3/4) ... Notched 10 points versus Notre Dame (3/5) in the ACC Tournament semifinals ... Recorded a co-game-high 19 points in the NCAA Tournament against South Dakota State (3/19).

As a Sophomore (2014-15): Blue Ribbon Panel First Team All-ACC & ACC Coaches First Team All-ACC ... College Sports Madness First Team All-ACC ... espnW National Player of the Week (1/12/15) ... ACC Player of the Week (1/12/15) ... Miami Thanksgiving Tournament MVP ... Tulane/DoubleTree Classic MVP ... Miami Holiday Tournament MVP

One of two Hurricanes to start all 33 games and posted double figures 29 times, with 15-plus on 24 occasions ... Led the team in field goals made (214), field goal percentage (49.2), free throws made (94), free throw percentage (min. 1 FTA per game, 76.4) and steals (47) ... Ranked first on Miami in points (16.9) and minutes (31.4) per game, as well as second in 3-point percentage (35.4), plus third in rebounds (4.2) and assists (2.1) ... Finished fifth in the ACC in scoring, No. 11 in free throw percentage, No. 11 in field goal percentage and No. 15 in 3-point percentage, as the only player in the conference top 12 in the first three categories or top 15 in all four ... Ranked eighth in the NCAA among guards in field goal percentage and No. 11 among players under six-foot ... Scored a team-high 21 points, grabbed six rebounds and tied for a game-best three steals in the season-opening win over Oakland (11/14) ... Led all players with 21 points in just 22 minutes on 8-of-10 shooting against North Florida (11/21) ... Scored a game-high 21 points against Arizona State (11/25) ... Tied for the game lead with 16 points in only 18 minutes on 7-of-9 shooting in Miami's victory over Illinois State (11/28) ... Tied for a game-high 17 points in the Miami Thanksgiving Tournament championship game win against Tulsa (11/29) ... Led all players in points (21), rebounds (seven) and assists (six) in the win over Wisconsin (12/4) ... Posted game highs in points (17) and assists (three) against Jacksonville (12/6) ... In the victory over Coppin State (12/13), tied for game highs with five assists and three steals ... Scored 23 points and shot 7-of-7 at the free throw line in Miami's victory against UCLA (12/18) ... Posted 17 points at Tulane (12/19), scoring in double digits for the 10th straight game ... Recorded five assists in the win over Florida A&M (12/28) ... Posted a team-high 16 points in the Miami Holiday Tournament championship game win over LSU (12/29) ... Recorded 16 points and a career-high five steals against Boston College (1/4) ... Set career highs in points (32), field goals made (13), field goals attempted (19) and free throws attempted (10) in Miami's win over fourth-ranked Notre Dame (1/8), and also matched her then-career high in minutes (36) and then-season high in rebounds (seven) as well as led the team with four assists ... Scored a game-high 22 points and equaled a career high with eight rebounds at Virginia Tech (1/11) ... Scored 15 points in Miami's win over Clemson (1/15), her fifth consecutive game with 15-plus points ... Led the team with 18 points on 8-of-12 shooting at fourth-ranked Louisville (1/25) ... Netted 17 points and grabbed seven rebounds at Pittsburgh (2/1) ... Scored a game-high 16 points in the win over Virginia Tech (2/5) ... Had a team-high four assists and a game-high three steals at No. 9/8 Florida State (2/8) ... Posted 14 points in the victory at No. 23/22 Syracuse (2/12) ... Led all players with 18 points against Georgia Tech (2/15) and tied for the team high with six rebounds ... Scored a game-high 27 points, including 17 in the first half, on 11-of-16 shooting at NC State (2/19) and equaled her career bests with three made 3-pointers, 37 minutes played and a team-high-tying eight rebounds ... Scored 13 points against No. 17/14 North Carolina (2/22) and also played a career-high-tying 37 minutes for the third game in a row ... Poured in a game-high 19 points at Wake Forest (2/26), plus set a career high with four made 3-pointers and tied for the team lead with three assists ... Led all scorers with 20 points against No. 9/8 Florida State (3/1), her 10th game with 20-plus points on the season ... Scored a game-high 15 points, her 28th straight outing with eight-plus points, and tied for the game lead with three assists in the victory over Virginia (3/5) in the ACC Tournament ... Garnered "Performance of the Day" honors from espnW on the first day of the NCAA Tournament after scoring a school NCAA Tournament record 30 points in Miami's first round victory against sixth-seeded Washington (3/20) to lead all scorers across all games on the day, and also shot 8-of-10 at the free throw line, both marks tying season highs ... Made her mark in Miami's NCAA Tournament record books against Washington, finishing tied for second in field goals made with 10 and free throws made, tied for fifth in free throws attempted, seventh in field goal percentage (min. 10 FGA) at 55.6 percent (10-of-18), ninth in free throw percentage (min. 6 FTA), and becoming one of three players to make multiple 3-pointers without a miss ... Scored 18 points, including 14 in a stretch of six-and-a-half minutes in the second half, in the second round of the NCAA Tournament at No. 3 seed Iowa (3/22) and her eight made field goals tied for the ninth-most in NCAA Tournament play in program history.

As a Freshman (2013-14): Blue Ribbon Panel ACC All-Freshman Team & ACC Coaches ACC All-Freshman Team ... All-ACC Academic Team ... ACC Rookie of the Week (2/3/14)

Started 28 of 31 games played ... Averaged team-leading 11.1 points, 3.9 rebounds, 2.6 assists in 29.3 minutes per game ... Totaled 343 points, 122 rebounds, 82 assists and 908 minutes ... Hit 44.4 percent of shots (128-288) from field, 30.0 percent (21-70) of shots from three and 72.5 percent (66-91) of shots at free throw line ... Started all 16 ACC games ... In ACC play averaged team-best 13.2 points and 4.3 rebounds in 31.1 minutes ... Totaled 211 points, team-high 43 assists and 68 rebounds ... Connected on 48.5 percent (79-of-163) from field, 38.9 percent (14-of-36) from three and 70.9 percent (39-of-55) at free throw line ... Reached double-figures in 10 straight ACC games from 1/9/14 to 1/16/14 ... Reached double-figures scoring in all but three ACC games ... Led the team in scoring in nine games ... Finished fifth among freshman in ACC play with 13.2 ppg ... Averaged impressive 15.8 ppg against top-10 opponents (Notre Dame, Duke, North Carolina, Maryland) ... Season highs: 26 points at No. 6 North Carolina, 2/2/14; 8 rebounds at No. 6 North Carolina, 2/2/14; 4 steals vs. Wake Forest 2/23/14; 36 minutes vs. Georgia Tech, 2/9/14.

High School: Graduated from Woodside High School ... Ranked as the No. 27 overall player in the nation and seventh at her position by ESPN HoopGurlz ... TCIS Player of the Year ... Named TCIS First Team All-Conference ... Named 2011, 2012 and 2013 Peninsula District Player of the Year ... 2012 and 2013 Gatorade Player of the Year Finalist ... 2012 and 2013 first team all-state ... Nominee for 2013 McDonald's All-American Game ... Rated No. 27 overall and No. 7 guard in 2013 ESPN HoopGurlz rankings ... Recipient of 2013 Peninsula Sports Club Award, Outstanding High School Female Athlete of the Year ... 2012 Virginia Co-Player of the Year ... 2011-12 Eastern Region Player of the Year.

Personal: Born Sept. 27, 1995, in Amsterdam, Netherlands ... Moved to the United States at age two ... Hobbies include listening to music ... Majoring in electronic media ... Held summer jobs at Hampton University communications program and as youth league coach ... Names Rajon Rondo as athletic role model ... Her uncle, Kenny Harris, played basketball at VCU ... Daughter of Adrian and Norma Motley ... Has two sisters, Nikesha Williams and Dominique Mason.

Year	CAREER STATISTICS				Total			3-Point			Free Throws			Rebounds				Scoring							
	GP	GS	Min	Avg	FG	FGA	Pct	FG	FGA	Pct	FT	FTA	Pct	Off	Def	Tot	Avg	PF	FO	Ast	TO	Blk	Stl	Pts	Avg
2013-14	31	28	908	29.3	128	288	.444	21	70	.300	66	91	.725	49	73	122	3.9	69	1	82	64	5	39	343	11.1
2014-15	33	33	1035	31.4	214	435	.492	35	99	.354	94	123	.764	43	96	139	4.2	56	0	68	55	3	47	557	16.9
2015-16	33	33	1001	30.3	191	440	.434	58	159	.365	79	103	.767	56	63	119	3.6	53	0	84	51	2	53	519	15.7
2016-17	23	23	680	29.6	106	259	.409	44	109	.404	39	54	.722	14	52	66	2.9	51	1	67	40	9	20	295	12.8
TOTAL	120	117	3624	30.2	639	1422	.449	158	437	.362	278	371	.749	162	264	446	3.7	229	2	301	210	19	159	1714	14.3



NEYDJA PETITHOMME

JUNIOR | GUARD | 5-8

#15

Boca Raton, Fla. | Auburn | Grandview Prep

- Joined Miami for the 2016 spring semester and, in accordance with NCAA transfer rules, was eligible to begin playing for the Hurricanes following the 2016 fall semester when they played at FIU (12/16/16)
- Most local player on the Miami roster, hailing from Palm Beach County
- Speedy guard who plays the game at a great pace
- Defends with toughness and effort

As a Sophomore (2015-16): Transferred from Auburn University after the fall semester ... Sat out season due to NCAA transfer rules.

As a Freshman at Auburn (2014-15): Played in all 31 games, starting the final 16 ... Scored in double digits five times ... Led the Tigers in assists per game (3.2) and finished third in steals (38) ... Also ranked fifth on the team in points per game (5.5) ... Made her college debut against Troy (11/14), tallying six points, five assists and four rebounds in 21 minutes ... Recorded 11 points and connected on a season-high three 3-pointers against Southeastern Louisiana (12/4) ... Scored 10 points and tallied a season-best eight assists at FIU (12/29) ... Posted 10 points her first-career conference game at top-ranked South Carolina (1/2) ... Logged five assists in the first start of her career at No. 10/11 Kentucky (1/8) ... Scored 11 points against No. 18/20 Mississippi State (1/26) ... Posted eight points and pulled down a season-high nine rebounds at Missouri (2/8) ... Tallied nine points in a season-high-tying 30 minutes of action at Vanderbilt (2/26) ... Notched a season-high 12 points at Alabama (3/1).

High School: Graduated from Grandview Preparatory School ... Played varsity basketball at American Heritage (Delray Beach) School in eighth and ninth grade ... Rated as a three-star prospect and a top-20 guard recruit by ESPN HoopGurlz ... McDonald's All-American Game nominee ... Grandview Prep's all-time leader in points, assists and steals ... Scored over 1,800 points in her career ... Four-time team captain and four-time district champion ... As a senior year, helped team to the class 2A state title, the first in school history ... Named MVP of the state final ... Tabbed as an FABC First Team All-State selection as a senior ... Chosen as the *Palm Beach Post* Small Schools Player of the Year as a junior ... Selected as the *Sun Sentinel* 5A-2A Player of the Year as a sophomore after leading the team to the first of three consecutive 2A state semifinal trips ... Four-time *Sun Sentinel* All-County selection, including as an eighth grader ... Participated in the 2011 USA U16 National Team Trials in Colorado Springs, Colo. ... Member of the Spanish National Honor Society, chess club and debate club.

Personal: Full name is Neydja D'Jenay Petithomme ... Name is pronounced NEE-Zhuh PET-Ee-Home ... Parents are Dr. Yveny Petithomme II and Junette Petithomme ... Father is a doctor and mother is a nurse ... Has a younger brother, Yveny III ... Majoring in broadcast journalism ... Career goal is to be a television anchor or broadcaster ... Enjoys playing the piano and volunteering at her church ... Favorite athlete is Chris Paul because of his finesse, smooth style of play ... Best sports memory is winning the state championship as a high school senior ... Chose Miami because of its great academics, quality of its conference and the coaching staff.

2016-17				
Opposition	P	R	A	
at Kentucky	-	-	-	
vs. Albany	-	-	-	
Charlotte	-	-	-	
at St. John's	-	-	-	
Grambling State	-	-	-	
Texas Tech	-	-	-	
at Ohio State	-	-	-	
Old Dominion	-	-	-	
Loyola Chicago	-	-	-	
at FIU	0	0	0	
Coppin State	0	0	2	
Maine	0	0	0	
Florida State	-	-	-	
at Pittsburgh	1	1	0	
at NC State	-	-	-	
Notre Dame	-	-	-	
Virginia Tech	-	-	-	
at Louisville	-	-	-	
at Syracuse	1	0	1	
North Carolina	0	1	0	
Boston College	-	-	-	
at Wake Forest	-	-	-	
at Florida State	-	-	-	
Virginia	-	-	-	
Clemson	-	-	-	
at Duke	-	-	-	
at Virginia Tech	-	-	-	
Georgia Tech	-	-	-	

2014-15 (at Auburn)				
Opposition	P	R	A	
Troy	6	4	5	
Grambling State	4	3	5	
FGCU	7	0	1	
at Virginia	5	1	2	
at Winthrop	0	2	4	
Marquette	8	1	3	
Southeastern Louisiana	11	3	6	
Samford	9	1	1	
Savannah State	4	1	1	
at St. John's	0	0	0	
at SMU	0	0	4	
at FIU	10	4	8	
vs. Hampton	0	1	1	
at South Carolina	10	4	3	
Florida	7	1	3	
at Kentucky	4	3	5	
Georgia	9	2	4	
Tennessee	0	1	3	
at Alabama	5	3	3	
Mississippi State	11	0	3	
at Arkansas	1	0	3	
at Texas A&M	6	1	2	
LSU	0	2	0	
at Missouri	8	9	5	
Arkansas	7	2	1	
Ole Miss	2	4	2	
at Georgia	4	5	6	
at Vanderbilt	9	3	3	
Alabama	12	3	5	
vs. Florida	8	1	4	
vs. Texas A&M	4	1	2	

Petithomme Season / Career Highs (Career includes one year at Auburn)

Points
Season: 1*, at Syracuse, 1/22/17
Career: 12, vs. Alabama, 3/1/15
ACC: 1*, at Syracuse, 1/22/17

Rebounds
Season: 1*, at Wake Forest, 2/2/17
Career: 9, at Missouri, 2/8/15
ACC: 1*, at Wake Forest, 2/2/17

Assists
Season: 2, vs. Coppin State, 12/19/16
Career: 8, at FIU, 12/29/14
ACC: 1, at Syracuse, 1/22/17

Steals
Season: 1, at Pittsburgh, 1/2/17
Career: 4, vs. Grambling State, 11/17/14
ACC: 1, at Pittsburgh, 1/2/17

Blocked Shots
Season: N/A
Career: 1*, at Missouri, 2/8/15
ACC: N/A

Field Goals Made
Season: N/A
Career: 5, vs. Mississippi State, 1/26/15
ACC: N/A

Field Goal Attempts
Season: N/A
Career: 13, vs. Mississippi State, 1/26/15
ACC: 1, at Pittsburgh, 1/2/17

Free Throws Made
Season: 1*, at Syracuse, 1/22/17
Career: 4-, vs. Florida, 3/4/15
ACC: 1*, at Syracuse, 1/22/17

Free Throw Attempts
Season: 2*, at Syracuse, 1/22/17
Career: 7, vs. Alabama, 3/1/15
ACC: 2*, at Syracuse, 1/22/17

3-Point Field Goals Made
Season: N/A
Career: 3, vs. SE Louisiana, 12/4/14
ACC: N/A

3-Point Field Goal Attempts
Season: N/A
Career: 5*, vs. Arkansas, 2/15/15
ACC: N/A

Minutes
Season: 5, at Pittsburgh, 1/2/17
Career: 30*, at Vanderbilt, 2/26/15
ACC: 5, at Pittsburgh, 1/2/17

* Recorded more than once with most recent listed = SEC Tournament game

Year	CAREER STATISTICS				Total			3-Point			Free Throws			Rebounds				Scoring									
	GP	GS	Min	Avg	FG	FGA	Pct	FG	FGA	Pct	FT	FTA	Pct	Off	Def	Tot	Avg	PF	FO	Ast	TO	Blk	Stl	Pts	Avg		
2014-15*	31	16	683	22.0	67	206	.325	19	66	.288	18	39	.462	13	53	66	2.1	40	0	98	87	3	38	171	5.5		
2015-16	DNP																										
2016-17	6	0	12	2.0	0	1	.000	0	0	.000	2	4	.500	0	2	2	0.3	1	0	3	1	0	1	2	0.3		
TOTAL	37	16	695	18.8	67	207	.324	19	66	.288	20	43	.465	13	55	68	1.8	41	0	101	88	3	39	173	4.7		

* - at Auburn University



KHAILA PRATHER

JUNIOR | FORWARD | 6-1

#25

Upper Marlboro, Md. | Riverdale Baptist

- Member of the UM Student-Athlete Advisory Committee (SAAC) Executive Board
- Katie Meier's first recruit at Miami from Maryland
- Possesses the length and energy typically seen on successful Miami teams
- A tremendous leader who is incredibly intelligent, plays with high mental energy and can defend anywhere on the floor

As a Junior (2016-17): Allstate WBCA Good Works Team Nominee

As a Sophomore (2015-16): Played in all 33 games and earned a pair of starts ... Averaged 1.9 points and 2.7 rebounds ... Finished fifth on the team in both blocked shots (nine) and offensive rebounds (38) ... Scored four points and grabbed six rebounds in 20 minutes against Bethune-Cookman (11/15) ... Tallied six points and made both of her free throw attempts versus Milwaukee (11/27) ... Led all players with eight rebounds in Miami's win over UMass Lowell (12/6) ... Recorded six boards and attempted a career-high six free throws against FIU (12/22) ... Pulled down seven rebounds in a co-season-high 21 minutes in the Hurricanes' victory at North Carolina (1/17) ... Blocked two shots at Boston College (2/4) ... Logged six points on 3-of-4 shooting to go along with a team-best six rebounds, a game- and career-high three blocked shots and a co-game-high, career-high-tying three steals at third-ranked Notre Dame (3/5) ... Made the first start of her career in an overtime win versus Virginia Tech (2/21) and scored Miami's first basket of the game ... Also received the starting nod against No. 10/10 Louisville (2/25).

As a Freshman (2014-15): Played in all 33 games and ranked third on the team with 15 blocked shots ... Grabbed 105 rebounds on the season ... Made her Miami debut against Oakland (11/14), scoring four points in the game ... Had a then-career-best six rebounds in 13 minutes in the win over North Florida (11/21) to tie for the game high ... Grabbed five rebounds against Illinois State (11/28) ... Her five rebounds in 11 minutes against Jacksonville (12/6) tied for the game high ... Set career highs with six points and three made field goals against Florida A&M (12/28), also grabbing five rebounds in the game ... Matched career highs with six points, a team-high six rebounds, three made field goals and two steals in the Miami Holiday Tournament championship game against LSU (12/29) ... Blocked multiple shots for the first time in her career in the win over Boston College (1/4) ... Matched a then-career high with six rebounds in 20 minutes of action at Virginia Tech (1/11) ... Set a then-career high with 23 minutes played against Virginia (1/21) and also equaled her then-career best with six rebounds ... Blocked two shots at fourth-ranked Louisville (1/25), tying her season best ... Recorded multiple assists for the first time in her career against Virginia Tech (2/5) and also equaled her season high with two blocks ... Grabbed a team-leading, career-high 10 rebounds at No. 9/8 Florida State (2/8) and also played a career-high 27 minutes in the game.

High School: Graduated from Riverdale Baptist School ... Averaged 12 points, 12 rebounds and 2.5 blocks as a senior, and her team was ranked No. 10 by ESPN ... Won the Dick's Sporting Goods High School National Tournament at Madison Square Garden as a senior and the National Association of Christian Athletes championship ... McDonald's All-American Game nominee and MVP of the 2014 Roundball Classic ... Selected to the All-Gazette Second Team as a senior ... As a junior at North Point High School, helped the team to a 4A state title and the first undefeated season in school history at 27-0, finishing No. 25 in the ESPN rankings ... Started every game of her high school basketball career ... Received two varsity letters in cross country and two in track and field ... Won the Minds in Motion Scholar Award and the Scholar Athlete Award at North Point ... Riverdale Baptist Distinguished Honor Roll as a senior, North Point Highest Honors and Honor Roll the prior three years ... Member of the National Honor Society ... Three-year WNBA veteran Tianna Hawkins also attended Riverdale Baptist.

Personal: Full name is Khaila Alese Prather ... Name is pronounced KAY-Luh PRAY-Thur ... Nicknames are "KP" and "KK" ... Born June 21, 1996 ... Parents are Craig and Susan Prather ... Has an older brother, Craig, Jr. ... Father is a captain in the U.S. Navy and played basketball at the U.S. Naval Academy, where he was a teammate of eventual NBA Hall of Famer David Robinson on the 1986-87 team that went 30-5 ... Career goal is to be a pediatrician ... Enjoys writing poetry and reading ... Athletic role models are Elena Delle Donne of the Chicago Sky and Candace Parker of the Los Angeles Sparks.

2016-17		P	R	A
Opposition				
at Kentucky	0	0	0	
vs. Albany	2	1	0	
Charlotte	5	4	0	
at St. John's	1	4	0	
Grambling State	5	5	0	
Texas Tech	0	0	0	
at Ohio State	0	0	0	
Old Dominion	0	0	0	
Loyola Chicago	2	5	0	
at FIU	0	2	0	
Coppin State	0	5	0	
Maine	0	0	0	
Florida State	0	-	-	
at Pittsburg	0	2	0	
at NC State	0	0	0	
Notre Dame	2	2	0	
Virginia Tech	2	4	1	
at Louisville	0	6	0	
at Syracuse	0	1	0	
North Carolina	0	4	0	
Boston College	2	2	0	
at Wake Forest	2	5	0	
at Florida State	4	2	0	
Virginia	0	2	0	
Clemson	-	-	-	
at Duke	-	-	-	
at Virginia Tech	-	-	-	
Georgia Tech	-	-	-	

2015-16		P	R	A
Opposition				
Wright State	4	1	0	
Bethune-Cookman	4	6	0	
at Old Dominion	2	5	0	
at Loyola Chicago	0	3	0	
at Charlotte	0	3	0	
Milwaukee	6	2	1	
La Salle	1	3	0	
Illinois	0	2	0	
Coppin State	5	2	0	
UMass Lowell	3	8	0	
vs. Baylor	4	2	0	
vs. Indiana	0	2	0	
FIU	3	6	1	
NC State	3	5	0	
at Virginia	4	4	0	
Pittsburgh	1	2	0	
at Clemson	0	1	0	
Wake Forest	4	2	0	
at North Carolina	2	7	1	
Florida State	0	0	1	
at Virginia Tech	4	2	0	
Syracuse	0	1	0	
at Boston College	2	2	0	
Duke	2	0	0	
at Georgia Tech	0	2	0	
at Notre Dame	6	6	1	
Virginia Tech	2	1	0	
Louisville	0	5	0	
at Florida State	0	0	0	
vs. Pittsburgh	0	1	0	
vs. Florida State	0	1	0	
vs. Notre Dame	0	1	0	
vs. South Dakota State	0	0	0	

2014-15		P	R	A
Opposition				
Oakland	4	1	0	
at Middle Tennessee	0	3	0	
North Florida	3	6	0	
Arizona State	0	0	0	
Illinois State	2	5	0	
Tulsa	2	4	1	
Wisconsin	0	2	0	
Jacksonville	2	5	0	
Coppin State	5	4	1	
vs. UCLA	0	0	0	
at Tulane	0	0	0	
Florida A&M	6	5	1	
LSU	6	6	0	
Boston College	4	2	0	
Notre Dame	2	3	0	
at Virginia Tech	4	6	1	
Clemson	2	5	0	
at Duke	2	3	0	
Virginia	2	6	1	
at Louisville	2	3	0	
at Pittsburgh	0	6	0	
Virginia Tech	0	2	2	
at Florida State	2	10	0	
at Syracuse	2	3	0	
Georgia Tech	1	1	0	
at NC State	0	1	0	
North Carolina	1	2	0	
at Wake Forest	0	2	0	
Florida State	2	2	0	
vs. Virginia	0	0	0	
vs. Notre Dame	2	3	0	
vs. Washington	1	1	0	
at Iowa	2	3	0	

Prather Season / Career Highs

Points
 Season: 5*, vs. Grambling State, 11/25/16
 Career: 6*, at Notre Dame, 2/14/16
 ACC: 6, at Notre Dame, 2/14/16

Rebounds
 Season: 6, at Louisville, 1/15/17
 Career: 10, at Florida State, 2/8/15
 ACC: 10, at Florida State, 2/8/15

Assists
 Season: 1, vs. Virginia Tech, 1/11/17
 Career: 2, vs. Virginia Tech, 2/5/15
 ACC: 2, vs. Virginia Tech, 2/5/15

Steals
 Season: 2, at Florida State, 2/6/17
 Career: 3, at Notre Dame, 2/14/16
 ACC: 3, at Notre Dame, 2/14/16

Blocked Shots
 Season: 2, at FIU, 12/16/16
 Career: 3, at Notre Dame, 2/14/16
 ACC: 3, at Notre Dame, 2/14/16

Field Goals Made
 Season: 2, vs. Charlotte, 11/16/16
 Career: 3*, at Notre Dame, 2/14/16
 ACC: 3, at Notre Dame, 2/14/16

Field Goal Attempts
 Season: 6, vs. Charlotte, 11/16/16
 Career: 7, at Old Dominion, 11/17/15
 ACC: 5, at North Carolina, 1/17/16

Free Throws Made
 Season: 3, vs. Grambling State, 11/25/16
 Career: 3*, vs. Grambling State, 11/25/16
 ACC: 3, vs. NC State, 12/30/15

Free Throw Attempts
 Season: 6, vs. Loyola Chicago, 12/6/16
 Career: 6, vs. Loyola Chicago, 12/6/16
 ACC: 4*, vs. Boston College, 1/29/17

3-Point Field Goals Made
 Season: N/A
 Career: N/A
 ACC: N/A

3-Point Field Goal Attempts
 Season: N/A
 Career: N/A
 ACC: N/A

Minutes
 Season: 14*, vs. Virginia Tech, 1/11/17
 Career: 27, at Florida State, 2/8/15
 ACC: 27, at Florida State, 2/8/15

* Recorded more than once with most recent listed

CAREER STATISTICS			Total			3-Point			Free Throws			Rebounds			Scoring										
Year	GP	GS	Min	Avg	FG	FGA	Pct	FG	FGA	Pct	FT	FTA	Pct	Off	Def	Tot	Avg	PF	FO	Ast	TO	Blk	Stl	Pts	Avg
2014-15	33	0	393	11.9	22	69	.319	0	0	.000	17	36	.472	41	64	105	3.2	61	0	7	30	15	11	61	1.8
2015-16	33	2	351	10.6	24	67	.358	0	0	.000	14	35	.400	38	50	88	2.7	48	0	5	40	9	16	62	1.9
2016-17	23	0	178	7.7	9	35	.257	0	0	.000	9	22	.409	35	21	56	2.4	28	1	1	17	5	11	27	1.2
TOTAL	89	2	922	10.4	55	171	.322	0	0	.000	40	93	.430	114	135	249	2.8	137	1	13	87	29	38	150	1.7



#3



JESSICA THOMAS

SENIOR | GUARD | 5-6

Gainesville, Fla. | Buchholz

- Second-year team co-captain
- Became the 25th member of Miami's 1,000 points club when she scored 12 points against Maine (12/20/16)
- Tied for second in assists per game (5.0), tied for second in 3-pointers made (11) and tied for fourth in 3-point percentage (61.1 percent, 11-of-18) at the 2016 ACC Tournament
- Motor of the team who provides the fuel and the spark, and challenges her teammates vocally
- Has developed into a triple-threat point guard

2016-17	P	R	A
at Kentucky	10	0	1
vs. Albany	11	0	5
Charlotte	18	1	5
at St. John's	15	5	4
Grambling State	14	0	5
Texas Tech	10	3	4
at Ohio State	16	3	5
Old Dominion	21	3	5
Loyola Chicago	4	4	5
at FIU	12	1	5
Coppin State	5	2	5
Maine	12	5	7
Florida State	20	3	1
at Pittsburgh	10	3	3
at NC State	9	2	5
Notre Dame	15	1	3
Virginia Tech	17	4	6
at Louisville	11	2	5
at Syracuse	10	2	3
North Carolina	24	2	7
Boston College	15	2	3
at Wake Forest	20	2	4
at Florida State	16	1	2
Virginia	15	5	3
Clemson	-	-	-
at Duke	-	-	-
at Virginia Tech	-	-	-
Georgia Tech	-	-	-

2015-16	P	R	A
Wright State	17	3	3
Bethune-Cookman	3	4	1
at Old Dominion	1	3	2
at Loyola Chicago	17	5	2
at Charlotte	11	3	4
Milwaukee	9	3	6
La Salle	12	0	2
Illinois	15	4	5
Coppin State	16	0	5
UMass Lowell	8	1	3
vs. Baylor	18	4	6
vs. Indiana	14	2	4
FIU	15	6	3
NC State	14	5	4
at Virginia	12	2	3
Pittsburgh	9	4	2
at Clemson	13	4	7
Wake Forest	12	2	5
at North Carolina	13	5	4
Florida State	9	3	1
at Virginia Tech	14	7	4
Syracuse	5	5	2
at Boston College	14	6	3
Duke	13	5	4
at Georgia Tech	10	4	3
at Notre Dame	12	4	5
Virginia Tech	7	5	4
Louisville	9	4	5
at Florida State	14	2	2
vs. Pittsburgh	6	4	5
vs. Florida State	21	5	5
vs. Notre Dame	17	3	5
vs. South Dakota State	7	5	1

2014-15	P	R	A
Oakland	7	2	4
at Middle Tennessee	17	2	0
North Florida	11	3	5
Arizona State	5	0	2
Illinois State	14	1	5
Tulsa	10	4	3
Wisconsin	5	1	1
Jacksonville	13	5	1
Coppin State	8	2	5
vs. UCLA	0	2	1
at Tulane	5	3	1
Florida A&M	11	0	3
LSU	9	1	2
Boston College	12	4	3
Notre Dame	2	2	0
at Virginia Tech	9	1	1
Clemson	9	2	2
at Duke	8	2	3
Virginia	18	0	2
at Louisville	8	4	3
at Pittsburgh	7	3	0
Virginia Tech	2	3	0
at Florida State	14	3	1
at Syracuse	8	4	7
Georgia Tech	5	3	2
at NC State	0	2	5
North Carolina	12	9	1
at Wake Forest	4	5	3
Florida State	3	0	0
Virginia	8	5	3
vs. Notre Dame	24	3	1
vs. Washington	19	6	1
vs. Iowa	20	1	3

2013-14	P	R	A
North Florida	13	2	2
Richmond	10	4	1
Middle Tennessee	11	4	2
at Oakland	15	5	6
Yale	10	2	3
St. Francis Brooklyn	7	2	2
Missouri	3	1	0
at Minnesota	0	1	0
Coppin State	4	2	0
at Arizona State	10	2	1
Morgan State	2	4	3
New Mexico	2	1	1
Penn	3	1	2
at Wake Forest	4	4	0
Florida State	0	1	1
at Virginia Tech	9	3	2
at Boston College	4	0	1
NC State	5	0	1
at Notre Dame	7	2	3
at Clemson	11	3	2
Duke	0	2	2
at North Carolina	4	3	5
Georgia Tech	11	3	4
Maryland	0	0	0
at Florida State	0	1	0
Syracuse	2	0	0
Wake Forest	0	0	0
at Virginia	3	2	0
Pittsburgh	0	0	1
vs. Florida State	6	1	2
Stetson	2	2	3

Thomas Season / Career Highs

Points
 Season: 24, vs. North Carolina, 1/26/17
 Career: 24*, vs. North Carolina, 1/26/17
 ACC: 24, vs. North Carolina, 1/26/17

Rebounds
 Season: 5*, vs. Virginia, 2/9/17
 Career: 9, vs. North Carolina, 2/22/15
 ACC: 9, vs. North Carolina, 2/22/15

Assists
 Season: 7*, vs. North Carolina, 1/26/17
 Career: 7*, vs. North Carolina, 1/26/17
 ACC: 7*, vs. North Carolina, 1/26/17

Steals
 Season: 4, at Wake Forest, 2/2/17
 Career: 5*, vs. Illinois, 12/2/15
 ACC: 4*, at Wake Forest, 2/2/17

Blocked Shots
 Season: 1, vs. Virginia Tech, 1/11/17
 Career: 2*, vs. Florida State, 3/4/16
 ACC: 1*, vs. Virginia Tech, 1/11/17

Field Goals Made
 Season: 8, vs. North Carolina, 1/26/17
 Career: 9!, vs. Notre Dame, 3/6/15
 ACC: 8, vs. North Carolina, 1/26/17

Field Goal Attempts
 Season: 20, at Wake Forest, 2/2/17
 Career: 22+, at Iowa, 3/22/15
 ACC: 20, at Wake Forest, 2/2/17

Free Throws Made
 Season: 13, at St. John's, 11/20/16
 Career: 13, at St. John's, 11/20/16
 ACC: 8, at Boston College, 2/4/16

Free Throw Attempts
 Season: 15, at St. John's, 11/20/16
 Career: 15, at St. John's, 11/20/16
 ACC: 10, vs. Virginia Tech, 1/11/17

3-Point Field Goals Made
 Season: 4*, at Wake Forest, 2/2/17
 Career: 5!*, vs. Notre Dame, 3/5/16
 ACC: 4*, at Wake Forest, 2/2/17

3-Point Field Goal Attempts
 Season: 9, at Wake Forest, 2/2/17
 Career: 11+*, at Iowa, 3/22/15
 ACC: 10, at North Carolina, 1/17/16

Minutes
 Season: 42, at Ohio State, 12/1/16
 Career: 42, at Ohio State, 12/1/16
 ACC: 38*, vs. Virginia, 2/9/17

* Recorded more than once with most recent listed
 ! ACC Tournament game
 + NCAA Tournament game
 - Program NCAA Tournament record

As a Junior (2015-16): ACC All-Tournament Second Team ... All-ACC Academic Team ... Florida Sunshine Classic All-Tournament Team

Team co-captain was one of three Miami players to start all 33 games ... Scored in double figures 22 times, with 15-plus points on eight occasions, and had five-plus assists 11 times ... Led the Hurricanes in assists (3.6), 3-pointers made (64) and minutes (31.6) ... Ranked second on the team in scoring (11.7), steals (1.5) and field goals made (139) ... Finished third on Miami in 3-point percentage (35.4), free throws made (45) and defensive rebounding (3.3), plus fourth in rebounding (3.7) ... Tied for the most steals in a game (five) by a Hurricane all season ... Logged the ninth-most 3-point field goal attempts (181) in a single season in program history ... Finished second in the ACC and No. 56 in Division I in assist/turnover ratio (1.94:1) and was also second in conference-only games (1.81:1) ... Ranked No. 11 in the ACC in assists, both overall and in conference-only contests (3.6) ... Ended the season tied for No. 11 in the ACC in 3-pointers made per game (1.9) both overall and in conference-only action ... Was No. 12 in the ACC in 3-point percentage ... Finished No. 24 in the ACC in scoring and tied for No. 27 in conference-only games (11.3) ... At the 2016 ACC Tournament, ranked second in assists (5.0), tied for second in 3-pointers made (11) and tied for fourth in 3-point percentage (61.1, 11-of-18) ... Scored 17 points in the first game of the season against Wright State (11/13) ... Shot 7-of-11 and posted a game-high 17 points at Loyola Chicago (11/21) ... Tallied 11 points and a co-team-high four assists at Charlotte (11/23) ... Recorded nine points, a game-high six assists and a game-high four steals versus Milwaukee (11/27) ... Had 12 points against La Salle (11/29) ... In the win over Illinois (12/2), logged 15 points, a co-game high five assists and a season-high and co-game-high five steals, plus had a her first-career multi-block game with a game-high two ... Posted a game-high 16 points and a co-game-high five assists versus Coppin State (12/4) ... Registered 18 points, a co-game-high six assists and zero turnovers against fourth-ranked Baylor (12/19) ... Scored 14 points versus Indiana (12/20) ... Logged 15 points and six rebounds against FIU (12/22) ... Recorded 14 points and five boards versus NC State (12/30) ... Had a team-high 12 points at Virginia (1/3), her fifth straight outing with at least a dozen points ... Totaled 13 points to go along with a game- and career-high seven assists at Clemson (1/10) ... Finished with 12 points and a co-game-high five assists against Wake Forest (1/14) ... Posted 13 points in the win at North Carolina (1/17) ... Notched 14 points and a co-team-high seven boards at Virginia Tech (1/28) ... Scored 14 points, shooting 8-of-9 from the line, and grabbed six rebounds at Boston College (2/4) ... Had 13 points and shot 4-of-7 from 3-point range in 38 minutes in the victory over Duke (2/7) ... Posted 10 points at Georgia Tech (2/11) ... Registered 12 points and a game-high five assists at third-ranked Notre Dame (2/14) ... Scored 14 points at No. 12/12 Florida State (2/28) ... Poured in a season-high 21 points in 38 minutes and made a career-best five 3-pointers on just six attempts in the ACC Tournament quarterfinal win over No. 14/10 Florida State (3/4), also tallying five assists and tying for the game lead with a career-high-tying two blocked shots ... In a career-high 39 minutes against No. 2/3 Notre Dame (3/5) in the ACC Tournament semifinals, finished with 17 points, a team-high five assists and made five 3-pointers for the second game in a row after having never previously done so.

Continued on next page



JESSICA THOMAS

#3

As a Sophomore (2014-15): Started 32 of 33 games and led Miami in total assists (74) and made 3-pointers (45) ... Finished second on the team in points (9.3), steals (1.2) and minutes (26.3) per game ... Posted double figures 13 times, ending the season with the three highest points totals of her career in the final three games ... Pulled down five-plus rebounds four times in the final seven games of the year after doing so just twice in the first 57 games of her career ... Recorded a game-high four assists in the season opener against Oakland (11/14) ... Led the team with a then-career-high 17 points and three made 3-pointers at Middle Tennessee (11/17) ... Scored 11 points and had a game-high five assists in the win over North Florida (11/21) ... Had 14 points and a game-high five assists against Illinois State (11/28) ... Posted 10 points and tied for a game-high three assists in the Miami Thanksgiving Tournament championship win over Tulsa (11/29) ... Scored 13 points, hit three shots from 3-point range and tied for a game-high five rebounds against Jacksonville (12/6) ... Tied game highs with five assists, matching her season best, and three steals, equaling her then-career high, in the win over Coppin State (12/13) ... Scored 11 points in the victory against Florida A&M (12/28) and set a new career high in steals with five ... Finished with 12 points, four rebounds and three assists against Boston College (1/4) ... Netted a then-career-high 18 points and matched her then-career best with six made field goals in the victory over Virginia (1/21), while also committing just one turnover in 25 minutes and making all four of her free throw attempts ... Had zero turnovers in a then-career-high 35 minutes at fourth-ranked Louisville (1/25), while tying for the team lead in assists and steals with three each ... Posted 14 points at No. 9/8 Florida State (2/8) to tie for the team lead ... Had a career-high seven assists and just two turnovers in a then-career-high-tying 35 minutes of play in the win at No. 23/22 Syracuse (2/12) ... Dished out a game-high-tying five assists at NC State (2/19), her fifth game of the season with five-plus assists ... Scored 12 points and tied for the team lead with a career-high nine rebounds against No. 17/14 North Carolina (2/22) ... Scored a career-high 24 points on 9-of-14 shooting to lead all players in scoring against second-ranked Notre Dame (3/6) in the ACC Tournament quarterfinals, while also setting career bests in field goals made (nine) and minutes played (36) ... Posted 19 points and six rebounds in Miami's win over No. 6 seed Washington (3/20) in the first round of the NCAA Tournament and also set season highs in free throws made (six) and attempted (10), with the six makes tied for ninth in an NCAA Tournament game in program history and the 10 attempts tied for fifth ... Scored a team-high 20 points to become the 16th Hurricane to reach 20 in an NCAA Tournament game, tied for the team lead with three assists and played a career-high 37 minutes in the second round against third-seeded Iowa (3/22), with her 11 3-point attempts the most in an NCAA Tournament contest in program history, her 22 field goal attempts tied for fourth and her three made 3-pointers tied for third.

As a Freshman (2013-14): Played in all 31 games, starting two ... Averaged 5.1 points, 1.9 rebounds and 1.6 assists in 17.2 minutes per game ... Totaled 158 points, 58 rebounds and 50 assists in 533 minutes ... Hit 34.2 percent (52-of-152) of shots from field, 26.1 percent (24-of-92) from 3-point range and 73.2 percent (30-of-41) at free throw line ... Appeared in every ACC game where she averaged 3.8 points and 1.5 rebounds in 14.7 minutes ... Totaled 60 points, 22 assists and 24 rebounds... Hit 29.9 percent (20-of-67) shots from field, 17.5 percent (7-of-40) from three and 92.9 percent (13-of-14) at free throw line ... Scored in double figures in first five games of career ... Finished the year with eight double-digit scoring games ... Season highs: 15 points at Oakland, 11/19/13; 5 rebounds at Oakland, 11/19/13; 6 assists at Oakland, 11/19/13; 3 steals vs. Yale, 11/25/13; 29 minutes played vs. North Florida, 11/8/13.

High School: Graduated from Buchholz High School ... Named 2013 Florida Miss Basketball ... Named all-state, first team all-area, 7A MVP and Father Lopez Christmas Tournament MVP ... Named team captain and Queen of the Court ... Averaged 32.0 points, 6.0 assists and 3.0 steals in senior season ... Team won class 7A State Championship ... Also member of the golf team ... Member of National Honor Society and was named Scholar-Athlete of the Year.

Personal: Full name is Jessica Lauren Thomas ... Goes by "JT" ... Born Oct. 27, 1994, in Gainesville, Fla. ... Majoring in sport administration ... Daughter of Tara and Larone Thomas ... Has three older brothers, Eric, Daren and Lamar, who played football at Miami and in the NFL.

CAREER STATISTICS																									
Year	GP	GS	Min	Avg	Total			3-Point			Free Throws			Rebounds				Scoring							
					FG	FGA	Pct	FG	FGA	Pct	FT	FTA	Pct	Off	Def	Tot	Avg	PF	FO	Ast	TO	Blk	Stl	Pts	Avg
2013-14	31	2	533	17.2	52	152	.342	24	92	.261	30	41	.732	11	47	58	1.9	50	1	50	57	3	27	158	5.1
2014-15	33	32	868	26.3	106	309	.343	45	155	.290	50	68	.735	9	79	88	2.7	64	0	74	67	2	41	307	9.3
2015-16	33	33	1044	31.6	139	363	.383	64	181	.354	45	73	.616	12	110	122	3.7	54	1	120	62	6	50	387	11.7
2016-17	24	24	777	32.4	107	276	.388	38	122	.311	78	99	.788	2	54	56	2.3	32	0	101	69	1	42	330	13.8
TOTAL	121	91	3222	26.6	404	1100	.367	171	550	.311	203	281	.722	34	290	324	2.7	200	2	345	255	12	160	1182	9.8



ZADA WILLIAMS

SOPHOMORE | FORWARD/CENTER | 6-2

22

Babson Park, Fla. | Lake Wales

- Lone first-year player to go with the Hurricanes on their European tour in the summer of 2015
- Great defensive rebounder who will put a body on someone
- Solid high post player

As a Freshman (2015-16): Played in 21 games and finished the year with 38 points and 34 rebounds ... Shot 48.5 percent from the floor, good for the eighth-best mark among ACC freshmen with at least 30 field goal attempts and the fourth-best clip on the team ... Committed just five turnovers ... Made her Miami debut at Old Dominion (11/17), grabbing one rebound ... Posted three boards and scored the first points of her career against Milwaukee (11/27) ... Pulled down five rebounds versus UMass Lowell (12/6) ... Set season highs in points (seven) and rebounds (six) in Miami's victory over FIU (12/22) ... Played a season-high 12 minutes at Clemson (1/10) and attempted a season-best eight free throws ... Scored five points in just eight minutes on the road at third-ranked Notre Dame (2/14) ... Posted six points in eight minutes of play against No. 10/10 Louisville (2/25).

High School: Graduated from Lake Wales High School ... Ranked as a three-star recruit by espnW HoopGurlz ... FABC/Source Hoops 6A Second Team All-State and PolkPreps.com First Team All-County as a senior ... McDonald's All-American Game nominee ... As a team captain, led her team to a 19-4 record as a senior, including 9-3 in conference play ... Named First Team All-County by PolkPreps.com as a junior after averaging 16.2 points, 10.0 rebounds and 4.0 assists per game and was selected to the second team as a sophomore ... Helped her team to a regional championship game appearance as a sophomore ... Tabbed as the Region 13 5A Player of the Year as a freshman ... Earned one varsity letter in volleyball and one in track and field ... Named to the honor roll.

Personal: Full name is Zada Keandre Williams ... First name is pronounced ZAY-Duh ... Born Dec. 12, 1996 ... Parents are Kindreek and Andrea Williams ... Father is a teacher and mother is a guidance counselor ... Has a younger sister, Zaria ... Intends to major in chemistry on a pre-med track ... Career goal is to work in forensic science ... Favorite athlete is LeBron James ... Best sports memory is making the regional finals as a sophomore ... Chose Miami because of its blend of great academics and a great basketball experience ... Committed to Miami over Auburn, LIU, Southern Miss and Virginia Tech.

2016-17			
Opposition	P	R	A
at Kentucky	-	-	-
vs. Albany	0	3	0
Charlotte	4	1	0
at St. John's	-	-	-
Grambling State	8	4	0
Texas Tech	-	-	-
at Ohio State	-	-	-
Old Dominion	-	-	-
Loyola Chicago	-	-	-
at FIU	1	0	0
Coppin State	2	3	0
Maine	0	0	0
Florida State	4	0	0
at Pittsburgh	0	0	0
at NC State	-	-	-
Notre Dame	-	-	-
Virginia Tech	-	-	-
at Louisville	-	-	-
at Syracuse	0	1	0
North Carolina	-	-	-
Boston College	-	-	-
at Wake Forest	0	1	0
at Florida State	-	-	-
Virginia	-	-	-
Clemson	-	-	-
at Duke	-	-	-
at Virginia Tech	-	-	-
Georgia Tech	-	-	-

2015-16			
Opposition	P	R	A
Wright State	-	-	-
Bethune-Cookman	-	-	-
at Old Dominion	0	1	0
at Loyola Chicago	0	0	0
at Charlotte	-	-	-
Milwaukee	2	3	1
La Salle	2	0	0
Illinois	-	-	-
Coppin State	4	2	0
UMass Lowell	3	5	1
vs. Baylor	0	0	0
vs. Indiana	-	-	-
FIU	7	6	2
NC State	2	3	0
at Virginia	2	1	0
Pittsburgh	0	0	0
at Clemson	3	2	0
Wake Forest	2	3	0
at North Carolina	0	1	0
Florida State	-	-	-
at Virginia Tech	0	0	0
Syracuse	-	-	-
at Boston College	0	2	0
Duke	-	-	-
at Georgia Tech	-	-	-
at Notre Dame	5	1	2
Virginia Tech	0	1	0
Louisville	6	1	0
at Florida State	-	-	-
vs. Pittsburgh	0	2	0
vs. Florida State	-	-	-
vs. Notre Dame	0	0	0
vs. South Dakota State	-	-	-

Williams Season / Career Highs

Points
 Season: 8, vs. Grambling State, 11/25/16
 Career: 8, vs. Grambling State, 11/25/16
 ACC: 6, vs. Louisville, 2/26/16

Rebounds
 Season: 4, vs. Grambling State, 11/25/16
 Career: 6, vs. FIU, 12/22/15
 ACC: 3*, vs. Wake Forest, 1/14/16

Assists
 Season: N/A
 Career: 2*, at Notre Dame, 2/14/16
 ACC: 2, at Notre Dame, 2/14/16

Steals
 Season: 1, vs. Albany, 11/13/16
 Career: 2*, at Notre Dame, 2/14/16
 ACC: 2, at Notre Dame, 2/14/16

Blocked Shots
 Season: 1*, at Wake Forest, 2/2/17
 Career: 1*, at Wake Forest, 2/2/17
 ACC: 1*, at Wake Forest, 2/2/17

Field Goals Made
 Season: 4, vs. Grambling State, 11/25/16
 Career: 4, vs. Grambling State, 11/25/16
 ACC: 3, vs. Louisville, 2/26/16

Field Goal Attempts
 Season: 4, vs. Grambling State, 11/25/16
 Career: 6, vs. FIU, 12/22/15
 ACC: 5, vs. Louisville, 2/26/16

Free Throws Made
 Season: 2, vs. Charlotte, 11/16/16
 Career: 3, at Clemson, 1/10/16
 ACC: 3, at Clemson, 1/10/16

Free Throw Attempts
 Season: 2, vs. Charlotte, 11/16/16
 Career: 8, at Clemson, 1/10/16
 ACC: 8, at Clemson, 1/10/16

3-Point Field Goals Made
 Season: N/A
 Career: N/A
 ACC: N/A

3-Point Field Goal Attempts
 Season: N/A
 Career: N/A
 ACC: N/A

Minutes
 Season: 12, vs. Grambling State, 11/25/16
 Career: 12*, vs. Grambling State, 11/25/16
 ACC: 12, at Clemson, 1/10/16

* Recorded more than once with most recent listed

CAREER STATISTICS

Year	GP	GS	Min	Avg	Total			3-Point			Free Throws			Rebounds			Scoring								
					FG	FGA	Pct	FG	FGA	Pct	FT	FTA	Pct	Off	Def	Tot	Avg	Pts	Avg						
2015-16	21	0	105	5.0	16	33	.485	0	0	.000	6	16	.375	16	18	34	1.6	14	0	6	5	1	7	38	1.8
2016-17	10	0	41	4.1	8	10	.800	0	0	.000	3	4	.750	4	9	13	1.3	3	0	0	3	2	1	19	1.9
TOTAL	31	0	146	4.7	24	43	.558	0	0	.000	9	20	.450	20	27	47	1.5	17	0	6	8	3	8	57	1.8

BOX SCORES

Official Basketball Box Score -- Game Totals -- Final Statistics #14/20 Miami vs #19/19 Kentucky 11/11/16 7:02 pm at Memorial Coliseum, Lexington, KY

Player	Total			3-Prtr			Rebounds			PF	TP	A	T	Bk	Shl	Min
	FG	FGA	FT	FTA	FT	FTA	Off	Def	Total							
20 Keyanna Hayes	4	13	0	0	0	5	10	1	19	4	5	0	1	31		
04 Erykah Davenport	1	4	0	0	4	5	4	10	0	3	1	2	20			
01 Laura Cornelius	3	13	1	2	1	4	5	3	7	3	0	1	27			
03 Jessica Thomas	4	10	2	0	0	0	3	10	1	1	0	1	32			
23 Adrienne Motley	6	19	4	1	1	4	5	3	16	3	1	0	35			
00 Keyanna Harris	2	4	0	0	2	1	2	4	0	3	0	0	17			
04 Shaneeae Bailey	0	1	0	0	0	2	2	0	0	0	0	0	7			
05 Nigla Greene	4	8	3	7	0	0	0	11	0	0	0	0	17			
12 Sarah Mortensen	0	1	0	0	0	0	0	0	0	0	0	0	5			
21 Emese Hof	1	1	0	0	0	0	0	1	2	0	0	0	3			
23 Khaila Prather	0	1	0	0	0	0	0	0	0	1	0	1	6			
Team	2	5	2	2	2	5	7	1	1	0	0	0	1			
Totals	26	63	10	30	4	6	10	23	33	19	16	18	1	6	200	

FG % 1st Half: 11-30 36.7% 2nd Half: 15-33 45.5% Game: 26-63 41.4%
3FG % 1st Half: 5-16 31.3% 2nd Half: 5-14 35.7% Game: 10-30 33.3%
FT % 1st Half: 2-2 100.0% 2nd Half: 4-4 100.0% Game: 6-6 100.0%

#19/19 Kentucky 82 • 1-0

Player	Total			3-Prtr			Rebounds			PF	TP	A	T	Bk	Shl	Min
	FG	FGA	FT	FTA	FT	FTA	Off	Def	Total							
11 Evelyn Akhator	8	14	0	0	2	4	6	10	3	18	1	3	2	24		
06 Alyssia Rice	2	4	0	0	2	2	4	0	0	0	0	0	19			
02 Maci Morris	1	4	3	6	0	0	2	2	11	2	3	1	36			
24 Taylor Murray	0	3	1	2	1	3	4	0	3	8	1	0	36			
26 Makayla Epps	10	19	4	8	15	0	3	29	5	0	3	0	27			
15 Jessica Hardin	2	4	0	0	3	3	1	5	0	0	0	0	10			
22 McKenzie Cann	2	4	2	3	1	3	0	7	2	0	1	1	35			
23 Jaida Roper	0	0	0	0	0	0	0	0	0	1	1	0	4			
Team	2	5	2	2	2	5	7	1	1	0	0	0	1			
Totals	31	64	18	33	12	27	39	12	82	14	11	4	1	200		

FG % 1st Half: 15-35 42.9% 2nd Half: 16-29 55.2% Game: 31-64 48.4%
3FG % 1st Half: 4-11 36.4% 2nd Half: 4-7 57.1% Game: 8-18 44.4%
FT % 1st Half: 4-8 50.0% 2nd Half: 8-13 61.5% Game: 12-21 57.1%

Officials: Lisa Hettigley, Ed Sidassy, Luis Gonzalez
Technical Fouls: #14/20 Miami-None, #19/19 Kentucky-None
Attendance: 4471

Score by Period	1st	2nd	3rd	4th	Total
#14/20 Miami	13	16	22	11	66
#19/19 Kentucky	12	20	19	25	82

FG % 1st Half: 11-30 36.7% 2nd Half: 15-33 45.5% Game: 26-63 41.4%
3FG % 1st Half: 5-16 31.3% 2nd Half: 5-14 35.7% Game: 10-30 33.3%
FT % 1st Half: 2-2 100.0% 2nd Half: 4-4 100.0% Game: 6-6 100.0%

Officials: Eric J. Brewton, Gina Cross, Pualani Spurlock
Technical Fouls: #14/20 Miami-None, Albany-None
Attendance: 150

Score by Period	1st	2nd	3rd	4th	Total
#14/20 Miami	19	27	20	11	77
Albany	20	10	11	12	53

FG % 1st Half: 12-32 37.5% 2nd Half: 9-23 39.1% Game: 21-55 38.2%
3FG % 1st Half: 4-11 36.4% 2nd Half: 6-14 42.9% Game: 10-25 40.0%
FT % 1st Half: 3-3 100.0% 2nd Half: 5-8 62.5% Game: 8-11 72.7%

Officials: Dee Kenter, Jennifer Reaz, Erika Herriman-Camarata
Technical Fouls: Charlotte-None, #22/22 Miami-None
Attendance: 100

Score by Period	1st	2nd	3rd	4th	Total
#22/22 Miami	10	13	13	14	46
#22/22 Miami	30	17	20	13	80

FG % 1st Half: 18-31 58.1% 2nd Half: 13-29 44.8% Game: 31-63 49.2%
3FG % 1st Half: 9-17 52.9% 2nd Half: 1-2 50.0% Game: 10-19 52.6%
FT % 1st Half: 2-4 50.0% 2nd Half: 3-4 75.0% Game: 5-8 62.5%

Officials: Dee Kenter, Jennifer Reaz, Erika Herriman-Camarata
Technical Fouls: Charlotte-None, #22/22 Miami-None
Attendance: 100

Score by Period	1st	2nd	3rd	4th	Total
#22/22 Miami	10	13	13	14	46
#22/22 Miami	30	17	20	13	80

FG % 1st Half: 18-31 58.1% 2nd Half: 13-29 44.8% Game: 31-63 49.2%
3FG % 1st Half: 9-17 52.9% 2nd Half: 1-2 50.0% Game: 10-19 52.6%
FT % 1st Half: 2-4 50.0% 2nd Half: 3-4 75.0% Game: 5-8 62.5%

Officials: Dee Kenter, Jennifer Reaz, Erika Herriman-Camarata
Technical Fouls: Charlotte-None, #22/22 Miami-None
Attendance: 100

Score by Period	1st	2nd	3rd	4th	Total
#21/22 Miami	10	13	13	14	46
#21/22 Miami	30	17	20	13	80

FG % 1st Half: 18-31 58.1% 2nd Half: 13-29 44.8% Game: 31-63 49.2%
3FG % 1st Half: 9-17 52.9% 2nd Half: 1-2 50.0% Game: 10-19 52.6%
FT % 1st Half: 2-4 50.0% 2nd Half: 3-4 75.0% Game: 5-8 62.5%

Officials: Dee Kenter, Jennifer Reaz, Erika Herriman-Camarata
Technical Fouls: Charlotte-None, #22/22 Miami-None
Attendance: 100

Score by Period	1st	2nd	3rd	4th	Total
#21/22 Miami	10	13	13	14	46
#21/22 Miami	30	17	20	13	80

FG % 1st Half: 18-31 58.1% 2nd Half: 13-29 44.8% Game: 31-63 49.2%
3FG % 1st Half: 9-17 52.9% 2nd Half: 1-2 50.0% Game: 10-19 52.6%
FT % 1st Half: 2-4 50.0% 2nd Half: 3-4 75.0% Game: 5-8 62.5%

Officials: Dee Kenter, Jennifer Reaz, Erika Herriman-Camarata
Technical Fouls: Charlotte-None, #22/22 Miami-None
Attendance: 100

Score by Period	1st	2nd	3rd	4th	Total
#21/22 Miami	10	13	13	14	46
#21/22 Miami	30	17	20	13	80

FG % 1st Half: 18-31 58.1% 2nd Half: 13-29 44.8% Game: 31-63 49.2%
3FG % 1st Half: 9-17 52.9% 2nd Half: 1-2 50.0% Game: 10-19 52.6%
FT % 1st Half: 2-4 50.0% 2nd Half: 3-4 75.0% Game: 5-8 62.5%

Officials: Dee Kenter, Jennifer Reaz, Erika Herriman-Camarata
Technical Fouls: Charlotte-None, #22/22 Miami-None
Attendance: 100

Score by Period	1st	2nd	3rd	4th	Total
#21/22 Miami	10	13	13	14	46
#21/22 Miami	30	17	20	13	80

FG % 1st Half: 18-31 58.1% 2nd Half: 13-29 44.8% Game: 31-63 49.2%
3FG % 1st Half: 9-17 52.9% 2nd Half: 1-2 50.0% Game: 10-19 52.6%
FT % 1st Half: 2-4 50.0% 2nd Half: 3-4 75.0% Game: 5-8 62.5%

Officials: Dee Kenter, Jennifer Reaz, Erika Herriman-Camarata
Technical Fouls: Charlotte-None, #22/22 Miami-None
Attendance: 100

Score by Period	1st	2nd	3rd	4th	Total
#21/22 Miami	10	13	13	14	46
#21/22 Miami	30	17	20	13	80

FG % 1st Half: 18-31 58.1% 2nd Half: 13-29 44.8% Game: 31-63 49.2%
3FG % 1st Half: 9-17 52.9% 2nd Half: 1-2 50.0% Game: 10-19 52.6%
FT % 1st Half: 2-4 50.0% 2nd Half: 3-4 75.0% Game: 5-8 62.5%

Officials: Dee Kenter, Jennifer Reaz, Erika Herriman-Camarata
Technical Fouls: Charlotte-None, #22/22 Miami-None
Attendance: 100

Score by Period	1st	2nd	3rd	4th	Total
#21/22 Miami	10	13	13	14	46
#21/22 Miami	30	17	20	13	80

FG % 1st Half: 18-31 58.1% 2nd Half: 13-29 44.8% Game: 31-63 49.2%
3FG % 1st Half: 9-17 52.9% 2nd Half: 1-2 50.0% Game: 10-19 52.6%
FT % 1st Half: 2-4 50.0% 2nd Half: 3-4 75.0% Game: 5-8 62.5%

Officials: Dee Kenter, Jennifer Reaz, Erika Herriman-Camarata
Technical Fouls: Charlotte-None, #22/22 Miami-None
Attendance: 100

Score by Period	1st	2nd	3rd	4th	Total
#21/22 Miami	10	13	13	14	46
#21/22 Miami	30	17	20	13	80

FG % 1st Half: 18-31 58.1% 2nd Half: 13-29 44.8% Game: 31-63 49.2%
3FG % 1st Half: 9-17 52.9% 2nd Half: 1-2 50.0% Game: 10-19 52.6%
FT % 1st Half: 2-4 50.0% 2nd Half: 3-4 75.0% Game: 5-8 62.5%

Officials: Dee Kenter, Jennifer Reaz, Erika Herriman-Camarata
Technical Fouls: Charlotte-None, #22/22 Miami-None
Attendance: 100

Score by Period	1st	2nd	3rd	4th	Total
#21/22 Miami	10	13	13	14	46
#21/22 Miami	30	17	20	13	80

FG % 1st Half: 18-31 58.1% 2nd Half: 13-29 44.8% Game: 31-63 49.2%
3FG % 1st Half: 9-17 52.9% 2nd Half: 1-2 50.0% Game: 10-19 52.6%
FT % 1st Half: 2-4 50.0% 2nd Half: 3-4 75.0% Game: 5-8 62.5%

Officials: Dee Kenter, Jennifer Reaz, Erika Herriman-Camarata
Technical Fouls: Charlotte-None, #22/22 Miami-None
Attendance: 100

Score by Period	1st	2nd	3rd	4th	Total
#21/22 Miami	10	13	13	14	46
#21/22 Miami	30	17	20	13	80

FG % 1st Half: 18-31 58.1% 2nd Half: 13-29 44.8% Game: 31-63 49.2%
3FG % 1st Half: 9-17 52.9% 2nd Half: 1-2 50.0% Game: 10-19 52.6%
FT % 1st Half: 2-4 50.0% 2nd Half: 3-4 75.0% Game: 5-8 62.5%

Officials: Dee Kenter, Jennifer Reaz, Erika Herriman-Camarata
Technical Fouls: Charlotte-None, #22/22 Miami-None
Attendance: 100

Official Basketball Box Score -- Game Totals -- Final Statistics #14/20 Miami vs Albany 11/13/16 7:00 pm at Memorial Coliseum, Lexington, KY

Player	Total			3-Prtr			Rebounds			PF	TP	A	T	Bk	Shl	Min
	FG	FGA	FT	FTA	FT	FTA	Off	Def	Total							
20 Keyanna Hayes	3	4	0	0	0	1	6	7	0	6	1	2	2	20		
04 Erykah Davenport	1	4	0	0	4	5	2	4	3	10	1	2	3	16		
01 Laura Cornelius	5	9	2	4	0	2	5	4	1	12	2	4	0	27		
03 Jessica Thomas	4	11	3	7	0	0	0	11	5	3	0	0	26			
23 Adrienne Motley	3	9	3	7	0	1	3	4	1	9	7	5	0	21		
00 Keyanna Harris	1	3	1	4	0	1	1	4	1	11	0	1	0	17		
04 Shaneeae Bailey	0	2	0	1	0	1	2	4	1	3	0	2	12			
05 Nigla Greene	3	4	3	4	0	1	0	1	1	9	3	0	0	18		
12 Sarah Mortensen	0	5	0	0	0	3	1	4	1	0	0	0	0	10		
21 Emese Hof	2	4	0	0	0	2	3	2	4	1	3	0	1	9		
23 Khaila Prather	1	1	0	0	0	1	0	1	0	0	0	0	1	5		
24 Dara Pearson	0	2	0	0	0	1	2	3	0	0	0	1	0	7		
Team	0	2	0	0	0	0	0	0	0	0	0	0	0	1		
Totals	29	64	12	30	7	12	22	24	46	17	20	3	4	150		

FG % 1st Half: 18-35 51.4% 2nd Half: 11-29 37.9% Game: 29-64 45.3%
3FG % 1st Half: 6-11 54.5% 2nd Half: 6-14 42.9% Game: 12-25 48.0%
FT % 1st Half: 4-5 80.0% 2nd Half: 3-7 42.9% Game: 7-12 58.3%

Albany 53 • 0-2

Player	Total			3-Prtr			Rebounds			PF	TP	A	T	Bk	Shl	Min
	FG	FGA	FT	FTA	FT	FTA	Off	Def	Total							
10 Bailey Hixson	2	6	1	4	0	0	0	0	5	0	3	0	0	21		
15 Jessica Figueire	1	2	1	4	0	2	1	2	5	1	0	0	0	32		
04 Keyanna Harris	1	2	0	0	1	2	0	0	4	3	0	1	0	13		
00 Mackenzie Trppic	1	5	1	4	0	2	2	4	1	3	4	0	0	27		
12 Sarah Mortensen	1	10	1	3	3	3	6	23	2	4	0	3	35			
10 Starina Stokes	1	1	0	0	0	2	2	1	4	0	2	0	16			
23 Alex Ayalogale	2	6	0	0	0	2	4	2	4	0	5	0	13			
14 Bosei Schelcher	1	2	0	0	0	1	1	3	4	0	3	0	18			
24 Cassandra Edwards	1	4	0	0	0	1	2	1	4	1	2	0	15			
Team	0	0	0	0	0	0	0	0	0	0	0	0	0	1		
Totals	11	35	3	14	8	11	10	24	15	53	10	26	3	8	200	

FG % 1st Half: 12-32 37.5% 2nd Half: 9-23 39.1% Game: 21-55 38.2%
3FG % 1st Half: 4-11 36.4% 2nd Half: 6-14 42.9% Game: 10-25 40.0%
FT % 1st Half: 3-3 100.0% 2nd Half: 5-8 62.5% Game: 8-11 72.7%

BOX SCORES

Official Basketball Box Score -- Game Totals -- Final Statistics

#13/12 Miami vs FIU
12/16/16 7:00 p.m. at Lime Court at FIU Arena (Miami, Fla.)

#13/12 Miami 69 • 9 • 1

Player	Total	3-Pr	Rebounds	FT	Def	PF	TP	A	To	Bk	Shl	Min	
	FG	FGA	FT	FTA	Off	Def	FF	TP	A	To	Bk	Shl	Min
00 Keyanna Harris	2-5	1-1	1-2	1	4	5	1	6	1	1	0	1	23
20 Keyona Hayes	0-2	0-0	3-4	0	3	3	2	3	0	1	0	1	16
30 Erykah Davenport	2-4	0-0	0-1	2	3	3	4	0	2	1	1	17	
03 Jessica Thomas	1-11	2-4	4-4	0	1	1	1	12	5	0	0	1	26
23 Adrienne Motley	0-13	2-6	4-5	0	5	5	2	2	2	0	0	1	31
01 Laura Cornelius	2-6	0-2	0-0	3	3	6	1	4	1	2	0	0	24
04 Shaneeba Bailey	0-3	0-0	0-0	3	1	4	0	0	1	0	0	1	11
05 Nigja Greene	1-3	0-0	0-0	0	1	1	0	2	0	0	0	1	17
15 Sarah Mortensen	0-0	0-0	0-0	0	0	0	0	0	0	0	0	0	12
15 Neydja Peththomme	0-0	0-0	0-0	0	0	0	0	0	0	0	0	0	11
21 Emese Hof	0-2	0-0	1-2	0	3	3	1	0	0	0	0	0	9
23 Zada Williams	0-1	0-0	1-2	0	0	0	1	0	0	0	0	0	8
25 Khalia Prather	0-1	0-0	0-0	2	0	2	1	0	0	0	0	0	7
51 Serena-Lynn Geldof	1-1	0-0	0-0	1	2	1	2	0	1	0	0	0	3
Team	2-6	0-2	0-0	3	3	6	1	1	0	0	0	0	11
Totals	23-57	8-16	15-22	15	28	23	20	69	9	17	7	200	

FG % 1st Half: 14.30 46.7% 2nd Half: 9.27 33.3% Game: 23-57 40.4%
3FG % 1st Half: 0-0 0.0% 2nd Half: 0-0 0.0% Game: 0-0 0.0%
FT % 1st Half: 10-14 71.4% 2nd Half: 28 62.5% Game: 15-22 68.2%

FIU 49 • 1 • 7

Player	Total	3-Pr	Rebounds	FT	Def	PF	TP	A	To	Bk	Shl	Min	
	FG	FGA	FT	FTA	Off	Def	FF	TP	A	To	Bk	Shl	Min
00 Khamron'A Pound	1	0-3	1	1	1	1	0	1	2	0	0	0	16
13 Janka Hegedus	5	10-0	3-3	6	9	3	13	0	2	1	0	0	36
15 Kristian Hudson	0	1-4	0-3	2-2	0	7	2	14	1	7	0	1	39
15 Alexis Gordon	3	8-2	2-2	2	2	3	10	0	0	0	0	0	24
23 Nikolina Todovic	0	0-3	0-0	0	1	1	0	1	0	0	0	0	11
03 Yanah Alvarado	3	9-1	4-4	0	3	3	11	2	2	0	0	0	26
05 Kayla Rogers	0	0-4	1-2	0	2	1	4	3	0	0	0	0	28
12 Sydney Fields	0	0-0	0-0	0	1	0	1	0	0	0	0	0	3
25 Amari Hawkins	0	1-1	0-0	0	2	2	1	0	0	0	0	0	8
Team	0	0-0	0-0	0-0	0-0	0-0	0-0	0-0	0-0	0-0	0-0	0-0	0
Totals	17-52	3-14	12-15	9	24	33	15	49	9	18	1	520	

FG % 1st Half: 11-30 36.7% 2nd Half: 6-22 27.3% Game: 17-52 32.0%
3FG % 1st Half: 1-7 14.3% 2nd Half: 0-0 0.0% Game: 1-7 8.6%
FT % 1st Half: 10-11 90.9% 2nd Half: 24 50.0% Game: 12-15 80.0%

Officials: Sue Blauch, Laura Morris, Felicia Grinner
Technical fouls: #13/12 Miami-None, FIU-None.
Attendance: 470

Score by periods	1st	2nd	3rd	4th	Total
#13/12 Miami	23	21	13	12	69
FIU	20	13	8	8	49

Points in the paint: 24-28, 12-12
Turnovers: 13-12, 12-13
Fast Break Points: 12-12, 3-3
Bench Points: 8-12, 3-8

Last FG: UM 4th-00:57, FIU 4th-00:01.
3FG: UM 1st-11:26, FIU 1st-08:57, FIU by 1st-08:57.
FT: UM 1st-11:26, FIU led for 00:17. Game was tied for 00:43.

Official Basketball Box Score -- Game Totals -- Final Statistics

Coppin State vs #11/12 Miami
12/19/16 5:16 p.m. at Watson Center (Coral Gables, Fla.)

Coppin State 35 • 0 • 9

Player	Total	3-Pr	Rebounds	FT	Def	PF	TP	A	To	Bk	Shl	Min	
	FG	FGA	FT	FTA	Off	Def	FF	TP	A	To	Bk	Shl	Min
11 Tiara Goode	2-9	1-5	1-2	1	2	3	2	6	0	2	1	3	32
20 Vanessa Neal	1-4	0-1	0-0	0	0	0	3	2	1	0	1	0	18
23 Chance Graham	2-6	0-0	2-2	3	6	2	4	0	1	1	1	31	
01 Mia Crooms	2-12	1-4	0-2	1	2	3	1	5	2	0	0	29	
11 Keena Samuels	4-9	0-3	0-0	0	2	2	8	0	4	0	0	36	
11 Candice Beverly	3-4	0-0	0-2	1	0	1	2	6	1	4	0	36	
12 Oluwadamilola Oloyede	0-2	0-0	1-2	0	0	0	1	1	0	0	0	9	
20 Alexis Walker	1-3	0-0	1-2	2	3	5	0	3	0	0	0	1	25
10 Jorjaun Adams	0-0	0-0	0-0	0	0	0	0	0	0	0	0	1	2
34 Oluwaseun Adeniji	0-0	0-0	0-0	0	0	0	0	0	0	0	0	0	2
Team	0	0-0	0-0	0-0	0-0	0-0	0-0	0-0	0-0	0-0	0-0	0-0	0
Totals	15-50	2-13	3-12	8	15	23	35	4	15	4	10	200	

FG % 1st Half: 10-26 38.5% 2nd Half: 5-24 20.8% Game: 15-50 30.0%
3FG % 1st Half: 2-8 25.0% 2nd Half: 0-5 0.0% Game: 2-13 15.4%
FT % 1st Half: 1-4 25.0% 2nd Half: 2-8 25.0% Game: 3-12 25.0%

#11/12 Miami 75 • 10 • 1

Player	Total	3-Pr	Rebounds	FT	Def	PF	TP	A	To	Bk	Shl	Min	
	FG	FGA	FT	FTA	Off	Def	FF	TP	A	To	Bk	Shl	Min
00 Keyanna Harris	2	4	1-2	1-3	3	1	4	1	6	2	0	0	17
20 Keyona Hayes	2	3	0-1	0-1	0	3	1	4	0	1	0	1	17
30 Erykah Davenport	6	6-7	0-0	3-4	3	4	15	2	0	2	0	18	
03 Jessica Thomas	8	13	0-0	0-0	2	3	5	3	3	0	0	24	
23 Adrienne Motley	0	6-9	3-4	0-0	1	2	15	2	0	0	0	21	
01 Laura Cornelius	2-8	1-5	0-0	2	2	4	2	5	3	2	0	0	21
04 Shaneeba Bailey	0	2-4	0-0	0-0	1	2	3	1	4	1	0	0	14
05 Nigja Greene	2-7	1-4	0-0	0	1	1	5	1	2	0	0	19	
15 Sarah Mortensen	0-0	0-0	0-0	0	0	0	0	0	0	0	0	0	14
15 Neydja Peththomme	0-0	0-0	0-0	0	0	0	0	0	0	0	0	0	3
21 Emese Hof	4-6	0-0	0-2	2	4	6	1	8	1	1	0	15	
23 Zada Williams	0-1	0-0	0-0	0	1	2	0	0	0	0	0	0	11
25 Khalia Prather	0-1	0-0	0-0	4	1	5	1	0	1	0	0	0	6
51 Serena-Lynn Geldof	1-2	0-0	0-0	1	1	1	2	0	1	0	0	0	8
Team	0	0-0	0-0	0-0	0-0	0-0	0-0	0-0	0-0	0-0	0-0	0-0	0
Totals	30-61	9-25	6-12	21	31	52	14	75	19	16	1	920	

FG % 1st Half: 16-34 47.1% 2nd Half: 14-27 51.9% Game: 30-61 49.2%
3FG % 1st Half: 5-14 35.7% 2nd Half: 5-11 45.5% Game: 10-25 40.0%
FT % 1st Half: 3-6 50.0% 2nd Half: 3-6 50.0% Game: 6-12 50.0%

Officials: Edward Sidlasky, Michael Schmidt, Nic Cappell
Technical fouls: Coppin State-None, #11/12 Miami-None.
Attendance: 601

Score by periods	1st	2nd	3rd	4th	Total
Coppin State	15	8	10	2	35
#11/12 Miami	23	18	20	16	75

Points in the paint: 24-28, 12-12
Turnovers: 13-12, 12-13
Fast Break Points: 12-12, 3-3
Bench Points: 8-12, 3-8

Last FG: UM 4th-00:01, UM 4th-00:01.
3FG: UM 1st-11:26, UM 1st-08:57, UM by 1st-08:57.
FT: UM 1st-11:26, UM led for 00:17. Game was tied for 00:43.

Official Basketball Box Score -- Game Totals -- Final Statistics

Maine vs #11/11 Miami
12/20/16 5:00 p.m. at Watson Center (Coral Gables, Fla.)

Maine 51 • 7 • 6

Player	Total	3-Pr	Rebounds	FT	Def	PF	TP	A	To	Bk	Shl	Min		
	FG	FGA	FT	FTA	Off	Def	FF	TP	A	To	Bk	Shl	Min	
11 Lala Sole	3	4	0-0	0-0	0	1	1	4	6	0	2	0	17	
31 Fanny Wadding	1-2	0-1	1-3	0	0	0	0	1	1	0	0	1	32	
20 Abner Wilson	1	3-4	1-2	0	0	0	0	2	1	0	0	0	11	
23 Taneisha Sutton	6	3-6	1-2	3	6	3	13	2	0	0	0	0	30	
02 Sigi Konrad	0	2-3	1-1	0	0	0	0	2	1	0	0	0	11	
03 Naira Caceres	0-3	0-0	0-0	0	0	0	1	0	0	0	0	0	24	
04 Maddy Mccarver	0-0	0-0	0-0	0	0	0	0	0	0	0	0	0	3	
05 T. Stojanovic	1-1	0-0	0-0	0	0	0	0	0	0	0	0	0	3	
10 Julie Brosseau	4-11	2-6	0-0	0	0	0	2	10	0	0	0	0	21	
20 Stacion Jones	1-3	0-0	2-4	3	2	5	0	4	0	0	0	0	11	
11 Anita Kellewa	1-1	0-0	2-2	2	2	1	0	0	0	0	0	0	12	
20 T. Hernandez Page	0-0	0-0	0-0	0	0	0	0	0	0	0	0	0	11	
31 Kristen Johnson	0-0	0-0	0-0	0	0	0	0	0	0	0	0	0	1	3
Team	0	0-0	0-0	0-0	0-0	0-0	0-0	0-0	0-0	0-0	0-0	0-0	0	
Totals	17-49	4-22	13-18	9	14	23	13	51	9	15	1	620		

FG % 1st Half: 10-24 41.7% 2nd Half: 7-25 28.0% Game: 17-49 34.7%
3FG % 1st Half: 3-10 30.0% 2nd Half: 3-12 25.0% Game: 6-22 27.3%
FT % 1st Half: 4-6 66.7% 2nd Half: 8-12 66.7% Game: 13-18 72.2%

#11/11 Miami 76 • 11 • 1

Player	Total	3-Pr	Rebounds	FT	Def	PF	TP	A	To	Bk	Shl	Min	
	FG	FGA	FT	FTA	Off	Def	FF	TP	A	To	Bk	Shl	Min
00 Keyanna Harris	1	4-5	1-1	0-0	1	3	2	9	0	3	0	1	24
20 Keyona Hayes	1	2-7	0-0	2-2	6	9	3	9	5	1	2	0	24
30 Erykah Davenport	0	1-4	0-0	0-0	0	0	0	2	3	6	1	0	14
03 Jessica Thomas	5	14-6	1-1	0	5	5	10	12	7	0	0	1	31
23 Adrienne Motley	0	8-9	3-3	2-2	0	1	1	21	3	1	0	0	29
01 Laura Cornelius	0	5-4	0-0	0-0	0	0	0	6	2	0	0	0	19
04 Shaneeba Bailey	0-1	0-0	0-0	0	1	1	0	1	0	1	0	1	8
05 Nigja Greene	1-5	0-0	0-0	0	0	0	0	0	0	0	0	0	11
15 Sarah Mortensen	0-2	0-2	0-0	0	0	0	0	1	0	1	0	0	11
15 Neydja Peththomme	0-0	0-0	0-0	0	0	0	0	0	0	0	0	0	1
21 Emese Hof	3-5	0-0	0-0	0	0	0	0	0	0	0	0	0	1
23 Zada Williams	0-0	0-0	0-0	0	0	0	0	0	0	0	0	0	1
25 Khalia Prather	0-0	0-0	0-0	0	0	0	0	0	0	0	0	0	1
51 Serena-Lynn Geldof	0-0	0-0	0-0	0	0	0	0	1	0	0	0	0	2
Team	0	0-0	0-0	0-0	0-0	0-0	0-0	0-0	0-0	0-0	0-0	0-0	0
Totals	31-60	6-15	8-9	15	25	40	18	76	17	14	0	4200	

FG % 1st Half: 17-3

BX SCORES

Official Basketball Box Score -- Game Totals -- Final Statistics #14/14 Miami vs RV/#24 Syracuse

01/22/17 2:30 p.m. at Syracuse, N.Y. (Carrier Dome)

#14/14 Miami 48 • 14-5, 3-4 ACC

Player	3-Pr			Rebounds			PF	TP	A	To	Bk	Stl	Min.	
	FG	FGA	FT	FTA	FT-FTA	Off								Def
** Keyona Hayes	3	7	0-0	1-2	2	4	6	1	7	2	0	0	0	17
21 Emese Hof	5	10	0-0	2-2	3	1	4	5	12	2	3	1	1	25
22 Adrienne Motley	5	14	2-6	0-0	1	2	3	1	12	2	4	0	0	31
01 Laura Cornelius	0	7	0-5	0-0	0	0	0	0	2	2	2	0	2	22
03 Jessica Thomas	0	2-9	2-6	4-4	0	2	2	10	3	3	0	3	3	32
06 Keyanna Harris	0	0-1	0-0	0-2	0	0	0	0	0	0	3	1	0	13
04 Shanessa Bailey	1	2	0-0	0	2	1	3	5	2	0	1	0	0	10
05 Nigla Greene	0-2	0-2	0-0	1	0	1	0	0	0	0	1	0	0	9
15 Sarah Mortensen	0-0	0-0	0-0	1	0	1	0	0	0	0	0	0	0	9
15 Neydia Pethomme	0-0	0-0	1-2	0	0	0	0	0	1	1	0	0	0	2
22 Zada Williams	0-0	0-0	0-0	0	1	1	0	0	0	0	0	0	0	4
25 Khaila Prather	0-0	0-0	1	0	1	5	0	0	0	0	0	0	0	9
30 Erykah Davenport	0-1	0-0	0-2	2	0	2	0	0	0	2	0	0	0	8
31 Serena-Lynn Geldof	2-2	0-0	0-0	1	1	2	1	4	0	0	1	0	0	7
Team				4	8									4
Totals	18-59	4-20	8-16	18	19	37	29	48	12	23	2	7	20	

FG % 1st Half: 12-29 41.4% 2nd Half: 6-30 20.0% Game: 18-59 30.5%
3FG % 1st Half: 3-11 27.3% 2nd Half: 2-9 22.2% Game: 5-20 25.0%
FT % 1st Half: 3-4 75.0% 2nd Half: 5-10 50.0% Game: 8-16 50.0%

Dea: 2
Reb: 1

RV/#24 Syracuse 81 • 14-7, 5-3 ACC

Player	3-Pr			Rebounds			PF	TP	A	To	Bk	Stl	Min.		
	FG	FGA	FT	FTA	FT-FTA	Off								Def	
10 Isabella Sillm	1	1-2	1-2	0-0	1	0	1	4	3	1	0	0	0	20	
20 Brittney Sykes	9	17-17	2-7	9-11	2	9	11	4	29	4	5	3	3	37	
30 Briana Day	0	2-6	0-0	2-2	6	8	14	2	6	1	1	2	1	30	
01 Alexis Peterson	8	6-17	2-10	10-13	4	2	24	7	5	0	2	3	17		
11 Gabby Cooper	0	4-11	3-10	0-0	1	1	2	11	1	0	0	0	2	37	
02 Chelaine Grant	0-1	0-0	0-0	0	0	0	0	0	0	0	0	0	1	1	
21 Deshaun Emmore	1-3	0-0	1-2	2	1	3	2	3	0	0	0	0	0	11	
34 Abby Grant	0-0	0-0	0-0	0	0	0	0	0	0	0	0	0	0	4	
35 Brya Day	1-1	0-0	3-4	3	3	6	3	5	0	1	3	1	23		
Team				24	58	8-29	25	16	27	43	19	81	14	13	9
Totals	24-58	8-29	25-34	16	27	43	19	81	14	13	9	10	20		

FG % 1st Half: 14-31 45.2% 2nd Half: 10-27 37.0% Game: 24-58 41.4%
3FG % 1st Half: 6-17 35.3% 2nd Half: 2-9 22.2% Game: 8-26 30.8%
FT % 1st Half: 11-15 73.3% 2nd Half: 14-17 82.4% Game: 25-32 78.1%

Dea: 6
Reb: 6

Officials: Bryan Brunette, Jules Galien, Kevin Sparrock
Technical Fouls: #14/14 Miami-None, RV/#24 Syracuse-None.
Attendance: 1906

Score by periods	1st	2nd	3rd	4th	Total
#14/14 Miami	14	15	9	10	48
RV/#24 Syracuse	20	25	19	17	81

Points In Off 2nd Fast
Pace 24 25 10 10 8
SU

Score tied - 0 times.
Lead changed - 2 times.

Last FG - UM 4th-00:02, SU 4th-01:19.
Largest lead - UM by 3 1st-08:06, SU by 36 4th-01:10.
UM led for 21:06, SU led for 36:01. Game was tied for 00:07.

Official Basketball Box Score -- Game Totals -- Final Statistics North Carolina vs #17/17 Miami

01/26/17 7:03 p.m. at Watson Center (Coral Gables, Fla.)

North Carolina 88 • 12-9, 1-7 ACC

Player	3-Pr			Rebounds			PF	TP	A	To	Bk	Stl	Min.	
	FG	FGA	FT	FTA	FT-FTA	Off								Def
** Taylor Koenen	2	7	0-2	0-0	1	1	2	0	4	0	3	1	1	21
05 Stephanie Watts	3	12	1-7	1-2	0	3	3	2	16	2	0	1	0	37
10 Jamie Cherry	0	7	1-2	0-0	0	1	1	4	22	5	5	0	2	35
22 Paris Kea	0	12-18	1-2	1-2	0	4	5	26	4	3	1	2	36	
24 Destinee Walker	0	7-12	4-4	5-6	3	3	6	3	23	1	4	0	3	39
15 Olivia Smith	0-2	0-2	0-0	0	0	2	0	0	0	0	0	0	0	6
21 Alyssa Okoene	2-2	0-0	1-2	3	3	5	5	1	1	1	1	0	26	
Team				1	0	1								
Totals	33-65	9-24	13-19	18	15	23	21	88	13	13	4	9	200	

FG % 1st Half: 19-33 57.6% 2nd Half: 14-32 43.8% Game: 33-65 50.8%
3FG % 1st Half: 4-12 33.3% 2nd Half: 5-12 41.7% Game: 9-24 37.5%
FT % 1st Half: 2-5 40.0% 2nd Half: 11-14 78.6% Game: 13-19 68.4%

Dea: 1
Reb: 3

#17/17 Miami 105 • 15-5, 4-4 ACC

Player	3-Pr			Rebounds			PF	TP	A	To	Bk	Stl	Min.	
	FG	FGA	FT	FTA	FT-FTA	Off								Def
** Keyona Hayes	3	5	0-0	2-2	4	6	10	3	8	1	1	0	0	26
21 Emese Hof	4	7	0-0	0-0	2	3	5	2	8	2	1	2	0	21
01 Laura Cornelius	1	7-14	5-8	0	1	5	6	1	19	4	4	0	2	36
03 Jessica Thomas	0	8-17	1-6	7-7	0	2	2	24	7	3	0	0	34	
04 Shanessa Bailey	0	7-10	0-1	3-4	3	3	6	3	17	2	0	1	24	
06 Keyanna Harris	6	9	3-2	4-4	0	1	1	17	2	2	0	1	27	
05 Nigla Greene	0-1	0-1	0-0	0	1	2	0	1	0	0	1	0	5	
12 Sarah Mortensen	1-3	1-2	0-0	0	1	1	0	3	0	0	0	0	8	
25 Khaila Prather	2-2	0-0	0-0	2	2	4	0	2	7	1	0	1	5	
30 Erykah Davenport	0-4	0-0	0-0	1	3	4	0	0	0	0	0	0	14	
Team				4	1	5								
Totals	38-72	10-20	16-17	18	27	45	17	100	18	15	2	5	200	

FG % 1st Half: 19-42 45.2% 2nd Half: 19-30 63.3% Game: 38-72 52.8%
3FG % 1st Half: 3-13 23.1% 2nd Half: 5-7 71.4% Game: 8-20 40.0%
FT % 1st Half: 3-4 75.0% 2nd Half: 13-13 100.0% Game: 16-17 94.1%

Dea: 1
Reb: 6

Officials: De Kather, Edward Sidlasky, Norma Jones
Technical Fouls: North Carolina-None, #17/17 Miami-Keyanna Harris.
Attendance: 1076

Score by periods	1st	2nd	3rd	4th	Total
#17/17 Miami	24	20	31	25	100
NC	27	17	27	14	85

Points In Off 2nd Fast
Pace 22 21 9 9 5
NC 36 26 17 2 24

Score tied - 7 times.
Lead changed - 4 times.

Last FG - NC 4th-00:10, UM 4th-00:19.
Largest lead - NC by 8 1st-02:12, UM by 17 4th-08:42.
NC led for 17:04, UM led for 19:16. Game was tied for 02:28.

Official Basketball Box Score -- Game Totals -- Final Statistics Boston College vs #17/17 Miami

01/29/17 1:02 p.m. at Watson Center (Coral Gables, Fla.)

Boston College 51 • 8-14, 1-8 ACC

Player	3-Pr			Rebounds			PF	TP	A	To	Bk	Stl	Min.	
	FG	FGA	FT	FTA	FT-FTA	Off								Def
** Emma Guy	1	4	0-0	1-1	1	2	3	3	3	1	3	2	1	21
14 Kallej Edwards	1	3	0-1	2-2	0	2	0	3	8	3	2	0	2	34
01 Mariella Fasoula	3	7	1-1	0	1	5	6	4	21	0	6	2	0	34
02 Taylor Ortlepp	0	2-5	0-0	0	0	2	2	0	7	4	2	0	0	25
23 Kelly Hughes	0	2-8	2-6	0-0	0	0	0	0	7	4	6	3	2	37
04 Georgia Pineau	2-4	0-0	0-0	2	5	7	4	4	1	10	1	2	24	
21 Martina Mosetti	1-2	0-1	1-2	1	2	3	0	3	0	2	0	0	17	
22 Emilee Daley	1-3	0-2	0-0	1	1	2	0	1	2	2	0	0	7	
42 Katie Quandt	0-0	0-0	0-0	0	0	0	0	0	0	0	0	0	0	
Team				3	6									
Totals	19-45	2-12	11-17	11	27	38	26	51	10	34	5	14	200	

FG % 1st Half: 6-21 28.1% 2nd Half: 11-24 45.8% Game: 19-45 42.2%
3FG % 1st Half: 1-6 16.7% 2nd Half: 1-6 16.7% Game: 2-12 16.7%
FT % 1st Half: 1-2 50.0% 2nd Half: 10-15 66.7% Game: 11-17 64.7%

Dea: 1
Reb: 1

#17/17 Miami 58 • 16-5, 5-4 ACC

Player	3-Pr			Rebounds			PF	TP	A	To	Bk	Stl	Min.	
	FG	FGA	FT	FTA	FT-FTA	Off								Def
** Emese Hof	0	1-0	0-0	0	1	2	3	0	1	2	3	0	0	18
01 Laura Cornelius	0	5-6	3-4	2-2	2	1	3	1	15	1	6	0	0	28
02 Jessica Thomas	0	5-13	1-3	4-6	0	2	2	1	15	3	6	0	2	35
04 Shanessa Bailey	0	2-6	0-0	0	0	0	0	0	2	4	0	3	0	14
23 Adrienne Motley	0	2-8	1-3	4-4	0	1	1	9	0	4	2	3	31	
06 Keyanna Harris	0-2	0-0	0-2	3	4	4	0	0	2	0	0	0	17	
05 Nigla Greene	0-0	0-0	0-0	0	1	1	0	0	1	0	0	0	5	
12 Sarah Mortensen	0-2	0-2	1-1	0	2	2	1	1	0	0	0	0	7	
20 Keyona Hayes	2-7	1-1	5-8	4	4	8	1	10	1	1	2	2	18	
25 Khaila Prather	0-0	0-0	2-4	0	0	2	0	0	2	0	0	0	1	
30 Erykah Davenport	1-5	0-0	0-1	2	2	4	0	2	0	3	1	1	18	
Team				2	4									
Totals	17-52	6-18	18-28	14	20	34	17	58	7	27	7	19	200	

FG % 1st Half: 11-33 33.3% 2nd Half: 6-19 31.6% Game: 17-



Miami Player High/Low Analysis (as of Feb 09, 2017)
All games

Miami - INDIVIDUAL GAME HIGHS

Points	24		Jessica Thomas vs North Carolina (01/26/17)
	24		Laura Cornelius at Pittsburgh (01/02/17)
	23		Keyona Hayes at #9/10 Ohio State (12/01/16)
	22		Adrienne Motley at FIU (12/16/16)
	22		Laura Cornelius vs Texas Tech (11/27/16)
Field Goals Made	9		Keyona Hayes at #9/10 Ohio State (12/01/16)
	8		Jessica Thomas at Wake Forest (02/02/17)
	8		Jessica Thomas vs North Carolina (01/26/17)
	8		Keyona Hayes at RV/#23 NC State (01/05/17)
	8		Laura Cornelius at Pittsburgh (01/02/17)
	8		Adrienne Motley vs Maine (12/20/16)
	8		Adrienne Motley at FIU (12/16/16)
	8		Laura Cornelius vs Texas Tech (11/27/16)
Field Goal Att.	20		Jessica Thomas at Wake Forest (02/02/17)
	19		Adrienne Motley at #19/19 Kentucky (11/11/16)
FG Pct (min 5 made)	1.000	(8-8)	Laura Cornelius at Pittsburgh (01/02/17)
	1.000	(5-5)	Erykah Davenport vs Charlotte (11/16/16)
3-Point FG Made	6		Laura Cornelius at Pittsburgh (01/02/17)
	6		Laura Cornelius vs Texas Tech (11/27/16)
3-Point FG Att.	11		Adrienne Motley at #19/19 Kentucky (11/11/16)
	10		Laura Cornelius vs Texas Tech (11/27/16)
3-Pt FG Pct (min 2 made)	1.000	(6-6)	Laura Cornelius at Pittsburgh (01/02/17)
	1.000	(3-3)	Adrienne Motley vs Maine (12/20/16)
	1.000	(3-3)	Sarah Mortensen at FIU (12/16/16)
	1.000	(2-2)	Sarah Mortensen at #5/5 Florida State (02/06/17)
	1.000	(2-2)	Keyanna Harris at #9/10 Ohio State (12/01/16)
Free Throws Made	13		Jessica Thomas at St. John's (11/20/16)
	7		Jessica Thomas vs North Carolina (01/26/17)
	7		Jessica Thomas vs #15/16 Virginia Tech (01/11/17)
	7		Jessica Thomas vs Old Dominion (12/04/16)
	7		Jessica Thomas at #9/10 Ohio State (12/01/16)
Free Throw Att.	15		Jessica Thomas at St. John's (11/20/16)
	10		Jessica Thomas vs #15/16 Virginia Tech (01/11/17)
	10		Jessica Thomas vs Old Dominion (12/04/16)
FT Pct (min 3 made)	1.000	(7-7)	Jessica Thomas vs North Carolina (01/26/17)
	1.000	(6-6)	Adrienne Motley at #9/10 Ohio State (12/01/16)
	1.000	(4-4)	Shaneese Bailey at #5/5 Florida State (02/06/17)
	1.000	(4-4)	Adrienne Motley vs Boston College (01/29/17)
	1.000	(4-4)	Keyanna Harris vs North Carolina (01/26/17)
	1.000	(4-4)	Jessica Thomas at RV/#24 Syracuse (01/22/17)
	1.000	(4-4)	Adrienne Motley vs #7/6 Notre Dame (01/08/17)
	1.000	(4-4)	Jessica Thomas at Pittsburgh (01/02/17)
	1.000	(4-4)	Jessica Thomas at FIU (12/16/16)
	1.000	(3-3)	Jessica Thomas at RV/#23 NC State (01/05/17)
	1.000	(3-3)	Erykah Davenport vs Grambling State (11/25/16)
Rebounds	13		Keyona Hayes vs Virginia (02/09/17)
	11		Keyona Hayes at St. John's (11/20/16)
Assists	8		Adrienne Motley at #9/10 Ohio State (12/01/16)
	7		Jessica Thomas vs North Carolina (01/26/17)
	7		Jessica Thomas vs Maine (12/20/16)
	7		Adrienne Motley vs Albany (11/13/16)
	7		Laura Cornelius at #19/19 Kentucky (11/11/16)
Steals	5		Keyanna Harris vs Virginia (02/09/17)



	5	Keyanna Harris vs Boston College (01/29/17)
	5	Erykah Davenport vs Boston College (01/29/17)
	5	Erykah Davenport vs Old Dominion (12/04/16)
Blocked Shots	3	Emese Hof vs Loyola Chicago (12/06/16)
	3	Adrienne Motley vs Texas Tech (11/27/16)
Turnovers	6	Jessica Thomas vs Boston College (01/29/17)
	6	Laura Cornelius vs Boston College (01/29/17)
	6	Jessica Thomas vs #7/7 Florida State (12/29/16)
	6	Jessica Thomas at St. John's (11/20/16)
Fouls	5	Adrienne Motley vs Virginia (02/09/17)
	5	Emese Hof vs Boston College (01/29/17)
	5	Khaila Prather at RV/#24 Syracuse (01/22/17)
	5	Emese Hof at RV/#24 Syracuse (01/22/17)
	5	Laura Cornelius at RV/#24 Syracuse (01/22/17)
	5	Shaneese Bailey at RV/#24 Syracuse (01/22/17)
	5	Erykah Davenport at RV/#23 NC State (01/05/17)
	5	Emese Hof at RV/#23 NC State (01/05/17)
	5	Emese Hof vs #7/7 Florida State (12/29/16)
	5	Erykah Davenport at #9/10 Ohio State (12/01/16)
Minutes	42	Jessica Thomas at #9/10 Ohio State (12/01/16)
	38	Jessica Thomas vs Virginia (02/09/17)
	38	Jessica Thomas at #5/5 Florida State (02/06/17)
	37	Adrienne Motley at #9/8 Louisville (01/15/17)
	37	Jessica Thomas at #9/8 Louisville (01/15/17)
	37	Jessica Thomas vs Texas Tech (11/27/16)



Miami Team High/Low Analysis (as of Feb 09, 2017)
All games

Miami - TEAM GAME HIGHS

POINTS	100	NORTH CAROLINA (01/26/17)
	94	at #9/10 Ohio State (12/01/16)
	89	GRAMBLING STATE (11/25/16)
	82	#15/16 VIRGINIA TECH (01/11/17)
	82	at Pittsburgh (01/02/17)
FIELD GOALS MADE	38	NORTH CAROLINA (01/26/17)
	35	GRAMBLING STATE (11/25/16)
FIELD GOAL ATTEMPTS	73	at Wake Forest (02/02/17)
	72	NORTH CAROLINA (01/26/17)
FIELD GOAL PERCENTAGE	.528 (38-72)	NORTH CAROLINA (01/26/17)
	.525 (31-59)	at Pittsburgh (01/02/17)
3 PT FIELD GOALS MADE	12	vs Albany (11/13/16)
	10	LOYOLA CHICAGO (12/06/16)
	10	CHARLOTTE (11/16/16)
	10	at #19/19 Kentucky (11/11/16)
3 PT FG ATTEMPTS	31	LOYOLA CHICAGO (12/06/16)
	30	vs Albany (11/13/16)
	30	at #19/19 Kentucky (11/11/16)
3 PT FG PERCENTAGE	.526 (10-19)	CHARLOTTE (11/16/16)
	.500 (8-16)	at FIU (12/16/16)
FREE THROWS MADE	26	at St. John's (11/20/16)
	25	at #9/10 Ohio State (12/01/16)
FREE THROW ATTEMPTS	39	at St. John's (11/20/16)
	32	at #9/10 Ohio State (12/01/16)
FREE THROW PERCENTAGE	.941 (16-17)	NORTH CAROLINA (01/26/17)
	.889 (8-9)	MAINE (12/20/16)
REBOUNDS	52	COPPIN STATE (12/19/16)
	48	LOYOLA CHICAGO (12/06/16)
	48	at St. John's (11/20/16)
ASSISTS	21	CHARLOTTE (11/16/16)
	20	LOYOLA CHICAGO (12/06/16)
	20	vs Albany (11/13/16)
STEALS	19	at Wake Forest (02/02/17)
	19	BOSTON COLLEGE (01/29/17)
BLOCKED SHOTS	7	BOSTON COLLEGE (01/29/17)
	7	at FIU (12/16/16)
	7	LOYOLA CHICAGO (12/06/16)
	7	at St. John's (11/20/16)
TURNOVERS	30	vs Albany (11/13/16)
	27	BOSTON COLLEGE (01/29/17)
FOULS	29	at RV/#24 Syracuse (01/22/17)
	28	at #5/5 Florida State (02/06/17)



Miami Season Schedule/Results & Leaders (as of Feb 09, 2017)

All games

RECORD:	OVERALL	HOME	AWAY	NEUTRAL
ALL GAMES	18-6	11-2	6-4	1-0
CONFERENCE	7-5	4-2	3-3	0-0
NON-CONFERENCE	11-1	7-0	3-1	1-0

Date	Opponent	Score	Att.	High Points	High Rebounds
11/11/16	@at #19/19 Kentucky	66-82 L	4471	(16)Adrienne Motley	(10)Keyona Hayes
11/13/16	@vs Albany	W 77-53	150	(12)Laura Cornelius	(7)Keyona Hayes
11/16/16	CHARLOTTE	W 80-46	582	(18)Jessica Thomas	(9)Keyanna Harris
11/20/16	at St. John's	W 62-50	695	(16)Erykah Davenport	(11)Keyona Hayes
11/25/16	^GRAMBLING STATE	W 89-61	725	(14)Jessica Thomas	(8)Keyanna Harris
11/27/16	^TEXAS TECH	W 74-56	722	(22)Laura Cornelius	(10)Keyona Hayes
12/01/16	!at #9/10 Ohio State	Wot 94-89	4165	(23)Keyona Hayes	(10)Erykah Davenport
12/04/16	OLD DOMINION	W 66-56	537	(21)Jessica Thomas	(7)Keyona Hayes
12/06/16	LOYOLA CHICAGO	W 81-43	4989	(14)Nigia Greene	(9)Erykah Davenport
12/16/16	at FIU	W 69-49	470	(22)Adrienne Motley	(6)Laura Cornelius
12/19/16	#COPPIN STATE	W 75-35	601	(15)Adrienne Motley (15)Erykah Davenport	(7)Sarah Mortensen
12/20/16	#MAINE	W 76-51	624	(21)Adrienne Motley	(10)Erykah Davenport
12/29/16	*#7/7 FLORIDA STATE	66-81 L	1780	(20)Jessica Thomas	(6)Emese Hof
01/02/17	*at Pittsburgh	W 82-50	904	(24)Laura Cornelius	(6)Keyanna Harris (6)Erykah Davenport
01/05/17	*at RV/#23 NC State	W 67-64	2574	(18)Keyona Hayes	(10)Keyona Hayes
01/08/17	*#7/6 NOTRE DAME	55-67 L	1546	(15)Jessica Thomas	(6)Emese Hof
01/11/17	*#15/16 VIRGINIA TECH	W 82-75	685	(18)Adrienne Motley	(7)Emese Hof
01/15/17	*at #9/8 Louisville	59-63 L	10016	(13)Adrienne Motley	(6)Adrienne Motley (6)Khaila Prather
01/22/17	*at RV/#24 Syracuse	48-81 L	1900	(12)Emese Hof (12)Adrienne Motley	(6)Keyona Hayes
01/26/17	*NORTH CAROLINA	W 100-88	1076	(24)Jessica Thomas	(10)Keyona Hayes
01/29/17	*BOSTON COLLEGE	W 58-51	1868	(15)Jessica Thomas (15)Laura Cornelius	(8)Keyona Hayes
02/02/17	*at Wake Forest	W 79-56	419	(20)Jessica Thomas	(9)Emese Hof
02/06/17	*at #5/5 Florida State	71-80 L	3571	(17)Keyona Hayes	(5)Emese Hof (5)Erykah Davenport
02/09/17	*VIRGINIA	W 63-52	1008	(15)Jessica Thomas (15)Adrienne Motley	(13)Keyona Hayes

- * = Conference game
- @ = Kentucky Classic (Lexington, Ky.)
- ^ = Miami Thanksgiving Tournament (Coral Gables, Fla.)
- ! = ACC/Big Ten Challenge (Columbus, Ohio)
- # = Miami Holiday Tournament (Coral Gables, Fla.)

Attendance Summary	Games	Attend	Avg/Game
Home	13	16743	1288
Away	10	29185	2918
Neutral	1	150	150
Total	24	46078	1920



Miami Team Game-by-Game (as of Feb 09, 2017) All games

TEAM STATISTICS

Opponent	Date	Score		Total		3-Pointers		Free throws		Rebounds				pf	a	t/o	blk	stl	pts	avg
				fg-fga	pct	3fg-fga	pct	ft-fa	pct	off	def	tot	avg							
at #19/19 Kentucky	11/11/16	66-82	L	26-63	.413	10-30	.333	4-6	.667	10	23	33	33.0	19	16	18	1	6	66	66.0
vs Albany	11/13/16	77-53	W	29-64	.453	12-30	.400	7-12	.583	22	24	46	39.5	17	20	30	4	15	77	71.5
CHARLOTTE	11/16/16	80-46	W	31-63	.492	10-19	.526	8-11	.727	11	33	44	41.0	21	21	16	2	14	80	74.3
at St. John's	11/20/16	62-50	W	17-49	.347	2-8	.250	26-39	.667	14	34	48	42.8	20	9	22	7	8	62	71.2
GRAMBLING STATE	11/25/16	89-61	W	35-70	.500	9-25	.360	10-14	.714	14	29	43	42.8	16	18	11	4	10	89	74.8
TEXAS TECH	11/27/16	74-56	W	30-66	.455	8-25	.320	6-9	.667	15	24	39	42.2	12	12	9	6	6	74	74.7
at #9/10 Ohio State	12/01/16	94-89	Wot	31-67	.463	7-15	.467	25-32	.781	10	30	40	41.9	24	18	13	0	5	94	77.4
OLD DOMINION	12/04/16	66-56	W	22-58	.379	4-11	.364	18-25	.720	8	29	37	41.2	18	13	15	4	15	66	76.0
LOYOLA CHICAGO	12/06/16	81-43	W	33-71	.465	10-31	.323	5-10	.500	17	31	48	42.0	17	20	13	7	15	81	76.6
at FIU	12/16/16	69-49	W	23-57	.404	8-16	.500	15-22	.682	15	28	43	42.1	20	9	17	7	7	69	75.8
COPPIN STATE	12/19/16	75-35	W	30-61	.492	9-25	.360	6-12	.500	21	31	52	43.0	14	19	16	1	9	75	75.7
MAINE	12/20/16	76-51	W	31-60	.517	6-15	.400	8-9	.889	15	25	40	42.8	18	17	14	2	4	76	75.8
#7/7 FLORIDA STATE	12/29/16	66-81	L	23-49	.469	9-19	.474	11-19	.579	6	19	25	41.4	17	14	18	2	7	66	75.0
at Pittsburgh	01/02/17	82-50	W	31-59	.525	8-19	.421	12-19	.632	12	24	36	41.0	16	19	15	2	12	82	75.5
at RV/#23 NC State	01/05/17	67-64	W	27-60	.450	2-10	.200	11-19	.579	16	25	41	41.0	25	12	16	2	6	67	74.9
#7/6 NOTRE DAME	01/08/17	55-67	L	21-56	.375	5-18	.278	8-12	.667	12	16	28	40.2	16	13	18	1	12	55	73.7
#15/16 VIRGINIA TECH	01/11/17	82-75	W	31-65	.477	7-17	.412	13-22	.591	12	26	38	40.1	20	17	15	5	5	82	74.2
at #9/8 Louisville	01/15/17	59-63	L	24-58	.414	6-19	.316	5-6	.833	8	23	31	39.6	20	15	11	2	8	59	73.3
at RV/#24 Syracuse	01/22/17	48-81	L	18-59	.305	4-20	.200	8-16	.500	18	19	37	39.4	29	12	23	2	7	48	72.0
NORTH CAROLINA	01/26/17	100-88	W	38-72	.528	8-20	.400	16-17	.941	18	27	45	39.7	17	18	15	2	5	100	73.4
BOSTON COLLEGE	01/29/17	58-51	W	17-52	.327	6-13	.462	18-28	.643	14	20	34	39.4	17	7	27	7	19	58	72.7
at Wake Forest	02/02/17	79-56	W	32-73	.438	8-25	.320	7-14	.500	16	22	38	39.4	18	17	13	4	19	79	73.0
at #5/5 Florida State	02/06/17	71-80	L	26-61	.426	5-13	.385	14-20	.700	10	21	31	39.0	28	7	18	5	8	71	72.9
VIRGINIA	02/09/17	63-52	W	25-58	.431	3-15	.200	10-22	.455	13	28	41	39.1	13	9	21	4	16	63	72.5
Miami		1739		651-1471	.443	166-458	.362	271-415	.653	327	611	938	39.1	452	352	404	83	238	1739	72.5
Opponents		1479		544-1381	.394	118-430	.274	273-441	.619	297	550	847	35.3	430	263	446	79	176	1479	61.6

Games played: 24
Points/game: 72.5
FG Pct: 44.3
3FG Pct: 36.2
FT Pct: 65.3

Rebounds/game: 39.1
Assists/game: 14.7
Turnovers/game: 16.8
Assist/turnover ratio: 0.9
Steals/game: 9.9
Blocks/game: 3.5



Miami Combined Team Statistics (as of Feb 09, 2017) Conference games

RECORD:	OVERALL	HOME	AWAY	NEUTRAL
ALL GAMES	7-5	4-2	3-3	0-0
CONFERENCE	7-5	4-2	3-3	0-0
NON-CONFERENCE	0-0	0-0	0-0	0-0

#	Player	gp-gs	min	avg	Total		3-Point		F-Throw		Rebounds			pf	dq	a	to	blk	stl	pts	avg		
					fg-fga	fg%	3fg-fga	3fg%	ft-fa	ft%	off	def	tot									avg	
03	Jessica Thomas	12-12	411	34.2	61-150	.407	19-62	.306	41-54	.759	1	28	29	2.4	17	0	45	41	1	24	182	15.2	
23	Adrienne Motley	11-11	352	32.0	52-129	.403	20-48	.417	23-35	.657	7	24	31	2.8	27	1	27	21	3	13	147	13.4	
01	Laura Cornelius	12-3	317	26.4	35-87	.402	19-47	.404	11-16	.688	6	35	41	3.4	23	1	35	34	0	15	100	8.3	
20	Keyona Hayes	12-11	274	22.8	42-84	.500	2-7	.286	14-31	.452	28	38	66	5.5	27	0	13	21	7	15	100	8.3	
21	Emese Hof	12-3	245	20.4	40-72	.556	0-0	.000	9-14	.643	17	37	54	4.5	39	4	12	19	13	8	89	7.4	
00	Keyanna Harris	12-9	208	17.3	21-49	.429	1-9	.111	10-16	.625	11	20	31	2.6	19	0	14	17	2	18	53	4.4	
30	Erykah Davenport	12-9	185	15.4	21-48	.438	0-0	.000	4-13	.308	21	24	45	3.8	30	1	2	21	8	15	46	3.8	
04	Shaneese Bailey	12-2	107	8.9	16-32	.500	0-2	.000	13-16	.813	7	6	13	1.1	23	1	2	12	0	4	45	3.8	
12	Sarah Mortensen	11-0	83	7.5	9-26	.346	6-16	.375	2-5	.400	3	14	17	1.5	9	0	4	3	1	2	26	2.4	
51	Serena-Lynn Geldof	3-0	12	4.0	3-3	1.000	0-0	.000	0-0	.000	1	2	3	1.0	2	0	0	1	0	1	6	2.0	
05	Nigia Greene	10-0	91	9.1	6-20	.300	4-17	.235	2-2	1.000	4	5	9	0.9	4	0	4	6	0	1	18	1.8	
25	Khaila Prather	11-0	95	8.6	5-19	.263	0-0	.000	2-8	.250	19	11	30	2.7	15	1	1	7	2	7	12	1.1	
22	Zada Williams	4-0	13	3.3	2-2	1.000	0-0	.000	0-0	.000	0	2	2	0.5	0	0	0	0	1	0	4	1.0	
15	Neydja Petithomme	3-0	7	2.3	0-1	.000	0-0	.000	2-4	.500	0	2	2	0.7	1	0	1	0	0	1	2	0.7	
Team												30	22	52								7	
Total.....		12	2400		313-722	.434	71-208	.341	133-214	.621	155	270	425	35.4	236	9	160	210	38	124	830	69.2	
Opponents.....		12	2400		294-704	.418	63-220	.286	157-231	.680	167	282	449	37.4	238	-	150	231	44	94	808	67.3	

TEAM STATISTICS	UM	OPP	Date	Opponent	Score	Att.
SCORING	830	808	* 12/29/16	#7/7 FLORIDA STATE	L 66-81	1780
Points per game	69.2	67.3	* 01/02/17	at Pittsburgh	w 82-50	904
Scoring margin	+1.8	-	* 01/05/17	at RV/#23 NC State	w 67-64	2574
FIELD GOALS-ATT	313-722	294-704	* 01/08/17	#7/6 NOTRE DAME	L 55-67	1546
Field goal pct	.434	.418	* 01/11/17	#15/16 VIRGINIA TECH	w 82-75	685
3 POINT FG-ATT	71-208	63-220	* 01/15/17	at #9/8 Louisville	L 59-63	10016
3-point FG pct	.341	.286	* 01/22/17	at RV/#24 Syracuse	L 48-81	1900
3-pt FG made per game	5.9	5.3	* 01/26/17	NORTH CAROLINA	w 100-88	1076
FREE THROWS-ATT	133-214	157-231	* 01/29/17	BOSTON COLLEGE	w 58-51	1868
Free throw pct	.621	.680	* 02/02/17	at Wake Forest	w 79-56	419
F-Throws made per game	11.1	13.1	* 02/06/17	at #5/5 Florida State	L 71-80	3571
REBOUNDS	425	449	* 02/09/17	VIRGINIA	w 63-52	1008
Rebounds per game	35.4	37.4				
Rebounding margin	-2.0	-				
ASSISTS	160	150				
Assists per game	13.3	12.5				
TURNOVERS	210	231				
Turnovers per game	17.5	19.3				
Turnover margin	+1.8	-				
Assist/turnover ratio	0.8	0.6				
STEALS	124	94				
Steals per game	10.3	7.8				
BLOCKS	38	44				
Blocks per game	3.2	3.7				
ATTENDANCE	7963	19384				
Home games-Avg/Game	6-1327	6-3231				
Neutral site-Avg/Game	-	0-0				

* = Conference game

Score by Periods	1st	2nd	3rd	4th	Totals
Miami	191	208	211	220	830
Opponents	206	173	205	224	808



Miami Combined Team Statistics (as of Feb 09, 2017) All games

RECORD:	OVERALL	HOME	AWAY	NEUTRAL
ALL GAMES	18-6	11-2	6-4	1-0
CONFERENCE	7-5	4-2	3-3	0-0
NON-CONFERENCE	11-1	7-0	3-1	1-0

#	Player	gp-gs	min	avg	Total		3-Point		F-Throw		Rebounds			pf	dq	a	to	blk	stl	pts	avg				
					fg-fga	fg%	3fg-fga	3fg%	ft-fa	ft%	off	def	tot									avg			
03	Jessica Thomas	24-24	777	32.4	107-276	.388	38-122	.311	78-99	.788	2	54	56	2.3	32	0	101	69	1	42	330	13.8			
23	Adrienne Motley	23-23	680	29.6	106-259	.409	44-109	.404	39-54	.722	14	52	66	2.9	51	1	67	40	9	20	295	12.8			
20	Keyona Hayes	24-23	559	23.3	84-167	.503	6-14	.429	34-59	.576	51	100	151	6.3	51	0	31	44	17	23	208	8.7			
01	Laura Cornelius	22-6	549	25.0	66-153	.431	35-84	.417	20-27	.741	17	55	72	3.3	42	1	59	54	0	28	187	8.5			
30	Erykah Davenport	24-21	434	18.1	73-122	.598	0-0	.000	22-44	.500	52	68	120	5.0	64	2	8	38	17	33	168	7.0			
21	Emese Hof	22-3	349	15.9	58-114	.509	0-0	.000	14-25	.560	29	60	89	4.0	58	4	18	29	21	11	130	5.9			
00	Keyanna Harris	24-18	466	19.4	48-117	.410	7-26	.269	15-28	.536	35	53	88	3.7	38	0	29	36	3	37	118	4.9			
05	Nigia Greene	22-0	310	14.1	36-85	.424	23-61	.377	6-9	.667	10	15	25	1.1	11	0	14	16	2	12	101	4.6			
04	Shaneese Bailey	24-2	240	10.0	28-62	.452	0-8	.000	24-30	.800	15	27	42	1.8	41	1	9	30	1	12	80	3.3			
12	Sarah Mortensen	22-0	181	8.2	21-59	.356	13-34	.382	4-9	.444	15	28	43	2.0	22	0	12	11	1	4	59	2.7			
22	Zada Williams	10-0	41	4.1	8-10	.800	0-0	.000	3-4	.750	4	9	13	1.3	3	0	0	3	2	1	19	1.9			
51	Serena-Lynn Geldof	10-0	49	4.9	7-11	.636	0-0	.000	1-1	1.000	5	8	13	1.3	10	0	0	4	4	3	15	1.5			
25	Khaila Prather	23-0	178	7.7	9-35	.257	0-0	.000	9-22	.409	35	21	56	2.4	28	1	1	17	5	11	27	1.2			
15	Neydja Petithomme	6-0	12	2.0	0-1	.000	0-0	.000	2-4	.500	0	2	2	0.3	1	0	3	1	0	1	2	0.3			
Team											43	59	102												12
Total.....		24	4825		651-1471	.443	166-458	.362	271-415	.653	327	611	938	39.1	452	10	352	404	83	238	1739	72.5			
Opponents.....		24	4825		544-1381	.394	118-430	.274	273-441	.619	297	550	847	35.3	430	-	263	446	79	176	1479	61.6			

TEAM STATISTICS	UM	OPP	Date	Opponent	Score	Att.
SCORING	1739	1479	@ 11/11/16	at #19/19 Kentucky	L 66-82	4471
Points per game	72.5	61.6	@ 11/13/16	vs Albany	w 77-53	150
Scoring margin	+10.8	-	11/16/16	CHARLOTTE	w 80-46	582
FIELD GOALS-ATT	651-1471	544-1381	11/20/16	at St. John's	w 62-50	695
Field goal pct	.443	.394	^ 11/25/16	GRAMBLING STATE	w 89-61	725
3 POINT FG-ATT	166-458	118-430	^ 11/27/16	TEXAS TECH	w 74-56	722
3-point FG pct	.362	.274	! 12/01/16	at #9/10 Ohio State	wot 94-89	4165
3-pt FG made per game	6.9	4.9	12/04/16	OLD DOMINION	w 66-56	537
FREE THROWS-ATT	271-415	273-441	12/06/16	LOYOLA CHICAGO	w 81-43	4989
Free throw pct	.653	.619	12/16/16	at FIU	w 69-49	470
F-Throws made per game	11.3	11.4	# 12/19/16	COPPIN STATE	w 75-35	601
REBOUNDS	938	847	# 12/20/16	MAINE	w 76-51	624
Rebounds per game	39.1	35.3	* 12/29/16	#7/7 FLORIDA STATE	L 66-81	1780
Rebounding margin	+3.8	-	* 01/02/17	at Pittsburgh	w 82-50	904
ASSISTS	352	263	* 01/05/17	at RV/#23 NC State	w 67-64	2574
Assists per game	14.7	11.0	* 01/08/17	#7/6 NOTRE DAME	L 55-67	1546
TURNOVERS	404	446	* 01/11/17	#15/16 VIRGINIA TECH	w 82-75	685
Turnovers per game	16.8	18.6	* 01/15/17	at #9/8 Louisville	L 59-63	10016
Turnover margin	+1.8	-	* 01/22/17	at RV/#24 Syracuse	L 48-81	1900
Assist/turnover ratio	0.9	0.6	* 01/26/17	NORTH CAROLINA	w 100-88	1076
STEALS	238	176	* 01/29/17	BOSTON COLLEGE	w 58-51	1868
Steals per game	9.9	7.3	* 02/02/17	at Wake Forest	w 79-56	419
BLOCKS	83	79	* 02/06/17	at #5/5 Florida State	L 71-80	3571
Blocks per game	3.5	3.3	* 02/09/17	VIRGINIA	w 63-52	1008
ATTENDANCE	16743	29335				
Home games-Avg/Game	13-1288	10-2918				
Neutral site-Avg/Game	-	1-150				

* = Conference game
 @ = Kentucky Classic (Lexington, Ky.)
 ^ = Miami Thanksgiving Tournament (Coral Gables, Fla.)
 ! = ACC/Big Ten Challenge (Columbus, Ohio)
 # = Miami Holiday Tournament (Coral Gables, Fla.)

Score by Periods	1st	2nd	3rd	4th	OT	Totals
Miami	422	423	442	442	10	1739
Opponents	377	321	389	387	5	1479