

# CHARLOTTE

## Conference USA Tournament Legacy Arena at the BJCC Birmingham, Alabama

### Charlotte 49ers Probable Starters

Pos.	No.	Name	Ht.	Wt.	Yr.	PPG	RPG	A	Stl	Blk
C	50	Joseph Uchebo	6-10	261	Sr.	13.3	11.5	29	32	21
G	1	Braxton Ogbueze	6-1	181	R-Jr.	14.2	2.4	85	15	2
G	2	Andrien White	6-3	184	Fr.	11.2	3.5	32	51	6
G	3	Jon Davis	6-2	193	Fr.	11.2	2.9	145	33	7
G	10	Curran Scott	6-4	205	Fr.	10.7	2.4	35	16	1

### Off The Bench

G	0	Ridell Camidge	6-3	188	So.	4.2	2.0	22	7	0
G	5	Gavin Wilson	6-2	203	Sr.	0.0	0.0	0	0	0
F	15	Anthony Vanhook	6-4	216	Jr.	7.4	4.1	78	23	9
F	20	Cameron Blakley	6-10	219	Jr.	0.2	0.2	0	1	1
F	22	Bernard Sullivan*	6-8	225	R-Sr.	10.5	5.6	16	3	9
F	25	Reid Aube	6-6	223	Jr.	1.0	1.2	2	1	5
G	30	Mitch Warner	6-2	192	Sr.	0.0	0.0	0	0	0
C	31	Benas Griciunas	7-0	233	R-So.	3.9	2.7	7	4	9
G	35	Cameron Pappas	6-1	183	Sr.	1.8	0.7	3	0	0

### Sitting Out This Season Due To NCAA Transfer Rules or Redshirting

F/C	12	Lukas Bergang	7-1	204	Fr.	Gothenburg, Sweden
G	21	Hudson Price	6-7	220	Jr.	Orlando, Fla.

\* - will not play the rest of the season due to an injury.

**CONFERENCE USA TOURNAMENT** - The 49ers won the 1999 and 2001 Conference USA Tournament titles. The 49ers are 16-10 all-time in Conference USA Tournament games. In 1999, Charlotte captured the C-USA Tournament title in Birmingham at the Legacy Arena.

**REBOUNDS IN A SEASON IN C-USA PLAY RECORD** - In the first half of the UTSA game, Joseph Uchebo passed Kenyon Martin (1999-00) for the Conference USA single-season record for rebounds in league play. He finished with a Conference USA record 239 rebounds against C-USA foes.

**FRESHMAN RECORDS** - In the first half of the UTEP game (February 27), Andrien White broke the school record for three-point field goals made with his 62nd three-point basket. White broke the record that Jobey Thomas set during the 1998-99 season. White currently has made 65 threes. White has 51 steals which is tied with Phil Ward (1978-79) for the third highest single-season total by a freshman in school history. Pierria Henry (2011-12) holds the school freshman record with 72 steals. Jon Davis has dished out 145 assists this season which is the second highest total by a freshman in the program's history. The record is 163 assists by Keith Williams in 1983-84. Curran Scott has made 120 free throws which is the third highest single-season total by a freshman in school history. He has an 83.3% free throw percentage which is the highest single-season total by a freshman in school history.

**CONFERENCE USA STATISTICAL LEADERS** - Joseph Uchebo leads Conference USA in rebounds (11.5 rpg). Uchebo has four of the six highest single-game rebounds total in Conference USA this season. In Conference USA play, Uchebo leads the league in rebounding (13.3 rpg) and offensive rebounds (4.39 rpg). Braxton Ogbueze leads the league in three-point field goals made per game (3.23) and in C-USA play as well (3.67). He has

### 2015-16 SCHEDULE

Record: 13-18; Conference USA: 9-9

Home: 8-7; Away: 5-8; Neutral: 0-3

### NOVEMBER

Mon.	9	METHODIST (EXHIBITION)	W, 98-73
Fri.	13	ELON (ASN)	L, 74-85
Mon.	16	at East Carolina (ESPN3/ASN)	L, 74-88
Thur.	19	FURMAN (Battle 4 Atlantis)	W, 77-68
W.-Fri.	25-27	at Battle 4 Atlantis (Paradise Island, Bahamas)	
Wed.	25	vs. Syracuse (ESPN2)	L, 70-83
Thur.	26	vs. Michigan	L, 47-102
Fri.	27	vs. Washington	L, 66-71

### DECEMBER

Tues.	1	DAVIDSON	L, 74-109
Sat.	5	at #21 Miami (ESPN3)	L, 60-88
Wed.	9	CAMPBELL	L, 70-76
Sat.	19	at Appalachian State	W, 82-66
Tues.	22	GEORGETOWN# (CBSSN)	L, 59-62
Tues.	29	CITADEL	W, 111-93

### JANUARY

Sat.	2	at Old Dominion* (ASN)	L, 65-74
Thur.	7	at Southern Miss *	W, 82-76
Sat.	9	at Louisiana Tech*	L, 90-93 (ot)
Thur.	14	MIDDLE TENNESSEE*	L, 72-73
Sat.	16	UAB*	L, 72-74
Thur.	21	MARSHALL*	W, 103-95
Sat.	23	WKU* (FCS)	W, 88-71
Thur.	28	at FIU (ASN)	W, 72-69
Sat.	30	at Florida Atlantic (ASN)	L, 77-82

### FEBRUARY

Wed.	3	at North Carolina A&T	W, 92-72
Sat.	6	OLD DOMINION*	L, 69-74 (ot)
Thur.	11	RICE*	W, 102-73
Sat.	13	NORTH TEXAS* (ASN)	W, 103-79
Thur.	18	at MARSHALL* (ASN)	L, 72-87
Sat.	20	at WKU* (FCS)	L, 54-59
Thur.	25	UTSA*	W, 114-108 (2 ot)
Sat.	27	UTEP*	W, 88-78

### MARCH

Thur.	3	at Rice	W, 88-75
Sat.	5	at North Texas	L, 77-80
T.-Sat.	8-12	at Conference USA Tournament (Birmingham, Ala.)	
Wed.	9	vs. Rice (#10 Seed)	7:00 pm

\* - Conference USA game

# - Game is at Time Warner Cable Arena

### Niners By The Numbers

- 3 Number of different Niners who have scored 30 points in a game this season which for the first time since the 1977-78 season that three different Niners accomplished that feat in a season.
- 145 Assists recorded by Jon Davis this season which is the second highest single-season total by a freshman in school history.
- 239 Conference USA record rebounds grabbed by Joseph Uchebo in Conference USA games this season.

*Although the university's name remains (UNC Charlotte), please refer to us as simply "Charlotte" or "Charlotte 49ers" in your coverage this season.*

Follow 49ers online ([charlotte49ers.com](http://charlotte49ers.com));  
on twitter (@[charlotte49ers](https://twitter.com/charlotte49ers); @[49erGameDay](https://twitter.com/49erGameDay))  
and on Facebook

Men's Basketball Contact: Brent Stastny -  
Office: 704-687-1021; Cell: 980-253-4946;  
Email address: [bmstastn@uncc.edu](mailto:bmstastn@uncc.edu)

# 2015-16 Game Notes

## CONFERENCE USA FRESHMAN OF THE WEEK

### ANDRIEN WHITE (2)

November 23 - Averaged 16.5 points, 5.5 rebounds - Scored 21 points at East Carolina. Recorded his first career double-double with 12 points and 11 rebounds against Furman.

January 4 - Averaged 23.5 points, three rebounds and 2.5 steals per game while shooting 61.1% from three that week. - Scored 20 points against The Citadel. Scored 27 points including connecting on eight threes against Old Dominion.

### JON DAVIS (2)

January 11 - Averaged 21 points, 5/5 assists and 2.5 rebounds - Scored 18 points (16 of them in the second half) with five assists at Southern Miss. Recorded his first career 20-point scoring game with 24 points to go along with six assists at Louisiana Tech.

January 25 - Averaged 22 points, 6.5 assists and 4.5 rebounds - Scored 21 points (shooting 8-for-10 from the field) with six rebounds and seven assists against Marshall. Scored 23 points (shooting 9-for-12 from the field and 4-for-6 from three) with six assists against WKU.

connected on 100 threes this season. Ogbueze also leads the league in C-USA games in assists (58) to turnovers (21) ratio at 2.76. As a team the 49ers lead the league in three-point field goal percentage in Conference USA games at 40.8%.

**CHAIRMAN OF THE BOARDS** - Joseph Uchebo has recorded 17 double-figure rebounds games and 16 double-doubles this season. Uchebo averages a double-double 13.3 points and 11.5 rebounds per game. He leads Conference USA and is 9th in the nation in rebounding. In Conference USA play, Uchebo averages 15.8 points and 13.3 rebounds per game. Uchebo recorded two double-figure rebounds

game and nearly a third double-figure rebounds game in the Battle 4 Atlantis. He recorded his first career double-double with 16 points and 12 rebounds against Syracuse. Then, he grabbed nine rebounds against Michigan. Uchebo recorded a team season-high 18 rebounds against Washington. Uchebo averaged 13 rebounds per game during the Battle 4 Atlantis. He grabbed nine rebounds at #21 Miami. Uchebo recorded his second double-double and his third double-figure rebounds game of the season with 12 points and 10 rebounds against Georgetown (December 22). Uchebo recorded his second straight double-double with 19 points and 15 rebounds against the Citadel (December 29).

## SINGLE-GAME RECORDS

### REBOUNDS

1. Cedric Maxwell, Seton Hall, 2/19/77 24
- Ben Basinger, Fla. Presbyterian, 12/3/70 24
3. Cedric Ball, South Florida, 1/4/90 22
4. **Joseph Uchebo, Marshall, 1/21/16 21**
- Curtis Withers, Dayton, 2/4/06 21
- Cedric Maxwell, Lamar, 12/10/76 21
- Cedric Maxwell, NC A&T, 1/8/76 21
8. **Joseph Uchebo, Louisiana Tech, 1/9/16 20**
- Cedric Maxwell, Morehead St., 12/01/75 20
- Cedric Maxwell, Hardin- Simmons, 12/4/74 20
11. **Joseph Uchebo, North Texas, 3/5/16 19**
- Joseph Uchebo, Old Dominion, 2/6/16 19**
- Joseph Uchebo, UAB, 1/16/16 19**
- Don Pearce, Baptist College, 2/19/76 19
- Norris Dae, App. St., 2/17/71 19

### OFFENSIVE REBOUNDS (Starting in 1973-74)

1. Kelvin Price, UMASS, 01/15/98 12
2. **Joseph Uchebo, Louisiana Tech, 1/9/16 11**
3. Tremaine Gardiner, Louisville, 2/16/00 10
- Cedric Ball, South Florida, 1/4/90 10
- Dan Banister, Davidson, 12/8/89 10
6. Six Tied 9
- Lastest - Mike Thorne, Jr., UNCA, 11/30/14

### DEFENSIVE REBOUNDS (Starting in 1973-74)

1. Cedric Maxwell, Seton Hall, 2/19/77 18
2. **Joseph Uchebo, Old Dominion, 2/6/16 16**
3. **Joseph Uchebo, Middle Tenn., 1/14/16 14**
- Curtis Withers, Dayton, 2/4/06 14
- Cam Stephens, Saint Louis, 1/15/02 14
- Cedric Maxwell, Lamar, 12/10/76 14
6. **Joseph Uchebo, North Texas, 3/5/16 13**
- Joseph Uchebo, UTSA, 2/25/16 13**
- Joseph Uchebo, Marshall, 1/21/16 13**
- Joseph Uchebo, Washington, 11/27/15 13**
- Cam Stephens, Ge. Wash., 12/29/01 13
10. Nine Tied 12

## 2015-16 CHARLOTTE 49ERS ROSTER

No.	Player	Pos.	Ht.	Wt.	Yr.	Hometown/H.S./Previous school
0	Ridell Camidge	G	6-3	188	So.	Wilmington, N.C. (Cloud County) (New Hanover)
1	Braxton Ogbueze	G	6-1	181	RJr.	Charlotte, N.C. (University of Florida) (United Faith)
2	Andrien White	G	6-3	184	Fr.	Richmond, Va. (Quality Education Academy)
3	Jon Davis	G	6-2	193	Fr.	Upper Marlboro, Md. (Hargrave Military Academy)
5	Gavin Wilson	G	6-2	203	Sr.	Raleigh, N.C. (Garner)
10	Curran Scott	G	6-4	205	Fr.	Edmond, Okla. (Edmond Memorial)
12	Lukas Bergang	F/C	7-1	204	Fr.	Gothenburg, Sweden (Jensen Gymnasium Orebro)
15	Anthony Vanhook	F	6-4	216	Jr.	Chapel Hill, N.C. (Cape Fear) (Chapel Hill)
20	Cameron Blakley	F	6-10	219	Jr.	Auburn, Ga. (Apalachee)
21	Hudson Price	G	6-7	220	Jr.	Orlando, Fla. (TCU) (The First Academy)
22	Bernard Sullivan	F	6-8	225	RSr.	Gastonia, N.C. (Clemson University) (Davidson Day)
25	Reid Aube	F	6-6	223	Jr.	Concord, N.C. (Concord)
30	Mitch Warner	G	6-2	192	Sr.	Charlotte, N.C. (Charlotte Christian)
31	Benas Griciunas	C	7-0	233	RSo.	Silute, Lithuania (Auburn University) (Findlay Prep)
35	Cameron Pappas	G	6-1	183	Sr.	Hillsborough, N.C. (Cedar Ridge)
50	Joseph Uchebo	C	6-10	261	Sr.	Enugu, Nigeria (University of Pittsburgh) (Word of God Academy (Raleigh, NC))

\* - Will sit out the 2014-15 season due to NCAA Transfer rule

**Head Coach:** Mark Price (Georgia Tech, 1986), 1st Season

**Assistant Coaches:** Houston Fancher (Middle Tennessee, 1988), 1st season, Andre Gray (Methodist, 1998), 1st season, Chris Ferguson (Cumberland College, 1981), 1st season

**Director of Basketball Operations:** Tanner Smith (Clemson, 2012), 1st season

**Associate Director of Basketball Operations:** Patrick Corrigan (Hampden-Sydney, 2013), 1st season

**Video Coordinator:** Colby Lewis (Charlotte, 2012), 1st season

### PRONUNCIATION GUIDE:

Reid Aube	Ah-bee
Benas Griciunas	Bennis Greh-see-Onus
Braxton Ogbueze	oh-Boy-zee
Joseph Uchebo	Ooh-Chee-Bow

## Game-By-Game Starters

Opponent	Date	Results	G	G	G/F	F/G	F/C
Elon	11/13	L, 74-85	Ogbueze	White	Davis	Vanhook	Griciunas
at East Carolina	11/16	L, 74-88	Ogbueze	White	Camidge	Sullivan	Griciunas
Furman	11/19	W, 77-68	Ogbueze	White	Camidge	Sullivan	Griciunas
vs. Syracuse	11/25	L, 70-83	Ogbueze	White	Davis	Sullivan	Griciunas
vs. Michigan	11/26	L, 47-102	Ogbueze	White	Davis	Sullivan	Uchebo
vs. Washington	11/27	L, 66-71	Ogbueze	White	Davis	Sullivan	Uchebo
Davidson	12/1	L, 74-109	Ogbueze	White	Davis	Sullivan	Uchebo
at #21 Miami	12/5	L, 60-88	Davis	White	Vanhook	Sullivan	Uchebo
Campbell	12/9	L, 70-76	Ogbueze	White	Scott	Sullivan	Uchebo
at Appalachian St.	12/19	W, 82-66	Ogbueze	White	Camidge	Sullivan	Aube
Georgetown	12/22	L, 59-62	Ogbueze	Davis	Camidge	Vanhook	Uchebo
Citadel	12/29	W, 111-93	Ogbueze	Davis	Camidge	White	Uchebo
at Old Dominion	1/2	L, 65-74	Ogbueze	Davis	Camidge	White	Uchebo
at Southern Miss	1/7	W, 82-76	Ogbueze	Davis	White	Vanhook	Uchebo
at Louisiana Tech	1/9	L, 90-93 (ot)	Ogbueze	Davis	White	Vanhook	Uchebo
Middle Tennessee	1/14	L, 72-73	Ogbueze	Davis	White	Scott	Uchebo
UAB	1/16	L, 72-74	Ogbueze	Davis	White	Scott	Uchebo
Marshall	1/21	W, 103-95	Ogbueze	Davis	White	Scott	Uchebo
WKU	1/23	W, 88-71	Ogbueze	Davis	White	Scott	Uchebo
at FIU	1/28	W, 72-69	Ogbueze	Davis	White	Scott	Uchebo
at Florida Atlantic	1/30	L, 77-82	Ogbueze	Davis	White	Scott	Uchebo
at N.C. A&T	2/3	W, 92-72	Ogbueze	Davis	White	Scott	Uchebo
Old Dominion	2/6	L, 69-74 (ot)	Ogbueze	Davis	White	Scott	Uchebo
Rice	2/11	W, 102-73	Ogbueze	Davis	White	Scott	Uchebo
North Texas	2/13	W, 103-79	Ogbueze	Davis	White	Scott	Uchebo
at Marshall	2/18	L, 72-87	Ogbueze	Davis	White	Scott	Uchebo
at WKU	2/20	L, 54-59	Ogbueze	Davis	White	Vanhook	Uchebo
UTSA	2/25	W, 114-108 (2ot)	Ogbueze	Davis	White	Scott	Uchebo
UTEP	2/27	W, 88-78	Ogbueze	Davis	White	Scott	Uchebo
at Rice	3/3	W, 88-75	Ogbueze	Davis	White	Scott	Uchebo
at North Texas	3/5	L, 77-80	Ogbueze	Davis	White	Scott	Uchebo

## Double-Doubles (20)

Andrien White (12 pts, 11 rebs.) vs. Furman, 11/19/15  
 Joseph Uchebo (16 pts, 12 rebs.) vs. Syracuse, 11/25/15  
 Joseph Uchebo (12 pts., 10 rebs.) vs. Georgetown, 12/22/15  
 Joseph Uchebo (19 pts, 15 rebs.) vs. Citadel, 12/29/15  
 Joseph Uchebo (18 pts., 20 rebs.) at Louisiana Tech, 1/9/16  
 Andrien White (10 pts., 11 rebs.) at Louisiana Tech, 1/9/16  
 Joseph Uchebo (11 pts, 18 rebs.) vs Middle Tennessee, 1/14/16  
 Joseph Uchebo (14 pts, 19 rebs.) vs. UAB, 1/16/16  
 Joseph Uchebo (24 pts., 21 rebs.) vs. Marshall, 1/21/16  
 Andrien White (30 pts., 10 rebs.) vs. Marshall, 1/21/16  
 Joseph Uchebo (14 pts., 13 rebs.) vs. WKU, 1/23/16  
 Joseph Uchebo (19 pts., 10 rebs.) at FIU, 1/28/16  
 Joseph Uchebo (20 pts., 13 rebs.) at Florida Atlantic, 1/30/16  
 Joseph Uchebo (18 pts., 19 rebs.) vs. Old Dominion, 2/6/16  
 Joseph Uchebo (10 pts., 15 rebs.) vs. Rice, 2/11/16  
 Jon Davis (17 pts., 10 assists) vs. Rice, 2/11/16  
 Joseph Uchebo (12 pts., 11 rebs.) at WKU, 2/20/16  
 Joseph Uchebo (21 pts., 16 rebs.) vs. UTSA, 2/25/16  
 Joseph Uchebo (15 pts., 10 rebs.) vs. UTEP, 2/27/16  
 Joseph Uchebo (23 pts., 19 rebs.) at North Texas, 3/5/16

Uchebo recorded his fourth double-double with 18 points and 20 rebounds at Louisiana Tech (January 9). Uchebo's 20-rebounds performance is tied for the seventh highest single-game total in school history. He followed that performance up with his third game of at least 18 rebounds with 18 rebounds to go along with 11 points (fifth double-double) against Middle Tennessee (January 14). Uchebo grabbed 19 rebounds, which is tied for the tenth highest single-game total in school history, against UAB (January 16). Uchebo grabbed 21 rebounds against Marshall (January 21) which is tied for the fourth highest single-game total in school history. His 13 defensive rebounds in the Marshall game are tied for the sixth highest single-game total in school history. (January 21). Uchebo tallied his eighth double-double of the

season with 14 points and 13 rebounds against WKU (January 23). He recorded his ninth double-double with 19 points and 10 rebounds at FIU (January 28). He recorded his 10th double-double with 20 points and 13 rebounds at Florida Atlantic (January 30). He recorded his 11th double-double with 18 points and 19 rebounds, with 16 of the rebounds were defensive which is the second highest single-game defensive rebounds total in school history, against Old Dominion (February 6). He scored 10 points with 15 rebounds against Rice (February 11). He scored 12 points with 11 rebounds against WKU (February 20). He scored 21 points with 16 rebounds against UTSA (February

25). Against UTEP (February 27), he scored 15 points with 10 rebounds. On the road at North Texas (March 5), he scored 23 points with 19 rebounds.

**OTHER NINERS ON THE BOARDS** - Andrien White has recorded three double-doubles this season with 12 points and 11 rebounds against Furman (November 19), 10 points and 11 rebounds against Louisiana Tech (January 9) and 30 points and 10 rebounds against Marshall (January 21). Bernard Sullivan grabbed 12 rebounds against #21 Miami (December 5). Benas Griciunas grabbed 12 rebounds against Campbell (December 9).

**REACHING THE CENTURY MARK** - The 49ers have scored over 100 points five times this season which is the most 100-point scoring games by the Niners in a season since Charlotte had six in the 1990-91 season. Charlotte recorded their first back-to-back 100-point scoring games (vs. Rice & North Texas) since the 49ers scored 100-points in three straight games (December 15-28, 1990). Charlotte has scored at least 100 points in three straight home games (after scoring 114 points against UTSA, Feb. 25) for the first time since Jan. 28-Feb. 3 1975. Charlotte defeated the Citadel, 111-93, December 29, which marked the most points that the 49ers have scored since a 117-109 win over Navy, December 28, 1990. Charlotte scored 103 points in a win over Marshall (January 21) which marked the first time the 49ers have scored 100 points in a Conference game since scoring 106 points at Louisville (W, 106-72), February

11, 2001. The 49ers scored 102 points (W, 102-73) against Rice (February 11). Charlotte scored 103 points (W, 103-79) against North Texas (February 13). Charlotte's 114 points against UTSA is tied for the tenth highest scoring game for the 49ers in the program's history. Charlotte is 61-2 all-time when they scored at least 100 points. In the 1974-75 season, the 49ers scored at least 100 points nine times. The school-record is 124 points scored by the 49ers twice vs. Tusculum, February 10, 1973 and Baptist, February 19, 1976.

## ON FIRE FROM THREE

- Braxton Ogbueze has connected on at least five three-

point field goals nine times this season. He connected on a career-high eight threes at Rice (March 3). He connected on a seven threes (perfect 7-for-7 from three) against Appalachian State (December 19). He knocked down six threes on the road at Louisiana Tech (January 9). He knocked down five threes against East Carolina (November 16), Campbell (December 9), Georgetown (December 22), FIU (January 28), Rice (February 11) and North Texas (February 13). Andrien White connected on a team season-high eight three-point field goals at Old Dominion (January 2) and Marshall (January 21). *White's eight three-point field goals made*



# 2015-16 Game Notes

## HOME AT HALTON:

The 49ers are now in their 20th season playing in Halton Arena. Charlotte has won at least 10 home games in 13 of the previous 19 seasons and average 9.9 wins per season at Halton Arena. The Arena record is 12 wins posted 2012-13, 2007-08 and 2004-05. The 49ers have advanced to post-season play in 11 of the previous 18 years that they have called Halton home.

1996-97	10-2	NCAA 2nd; White Div. Champs
1997-98	10-1	NCAA 2nd
1998-99	11-2	NCAA 2nd; C-USA Champ
1999-00	9-3	NIT
2000-01	10-2	NCAA 2nd; C-USA Champ
2001-02	11-3	NCAA 1st
2002-03	11-4	
2003-04	10-3	NCAA 1st; C-USA co-champ
2004-05	12-2	NCAA; Record 10 straight wins
2005-06	9-6	NIT; A-10 runner-up
2006-07	10-4	
2007-08	12-2	NIT (Also 1-1 at Time Warner Cable Arena)
2008-09	9-6	
2009-10	10-5	W, 74-64 vs. #15/#15 Temple
2010-11	6-7	(also 1-0 at TWC Arena)
2011-12	7-7	
2012-13	12-3	NIT, (0-1 at TWC Arena)
2013-14	10-5	
2014-15	7-6	
2015-16	8-7	0-1 at TWC Arena
20th yr.	194-80	7 NCAA Trips; 4 NIT

## LEADING SCORERS FOR EACH GAME (CLASS THEY ARE IN)

Seven different players have led the 49ers in scoring in a game this season

Opponent	Date	Results	Leading Scorer
Elon	11/13	L, 74-85	Ridell Camidge - So. (18 pts.)
at East Carolina	11/16	L, 74-88	Andrien White - Fr. (21 pts.)
Furman	11/19	W, 77-68	Curran Scott - Fr. (21 pts.)
vs. Syracuse	11/25	L, 70-83	Joseph Uchebo - Sr. (16 pts.)
vs. Michigan	11/26	L, 47-102	Andrien White - Fr. (9 pts.)
vs. Washington	11/27	L, 66-71	Bernard Sullivan - Sr. & Jon Davis - Fr. (14 pts. each)
Davidson	12/1	L, 74-109	Bernard Sullivan - Sr. (20 pts.)
at #21 Miami	12/5	L, 60-88	Joseph Uchebo - Sr. (12 pts.)
Campbell	12/9	L, 70-76	Braxton Ogbueze - Jr. (24 pts.)
at Appalachian St.	12/19	W, 82-66	Braxton Ogbueze - Jr. (25 pts.)
Georgetown	12/22	L, 59-62	Braxton Ogbueze - Jr. (18 pts.)
Citadel	12/29	W, 111-93	Andrien White - Fr. & Curran Scott - Fr. (20 pts. each)
at Old Dominion	1/2	L, 65-74	Andrien White - Fr. (27 pts.)
at Southern Miss	1/7	W, 82-76	Jon Davis - Fr. (18 pts.)
at Louisiana Tech	1/9	L, 90-93 (ot)	Jon Davis - Fr. (24 pts.)
Middle Tennessee	1/14	L, 72-73	Braxton Ogbueze - Jr. (19 pts.)
UAB	1/16	L, 72-74	Curran Scott - Fr. (30 pts.)
Marshall	1/21	W, 103-95	Andrien White - Fr. (30 pts.)
WKU	1/23	W, 88-71	Jon Davis - Fr. (23 pts.)
at FIU	1/28	W, 72-69	Joseph Uchebo - Sr. (19 pts.)
at Florida Atlantic	1/30	L, 77-82	Joseph Uchebo - Sr. (20 pts.)
at N.C. A&T	2/3	W, 92-72	Joseph Uchebo - Sr. (21 pts.)
Old Dominion	2/6	L, 69-74 (ot)	Joseph Uchebo - Sr. (18 pts.)
Rice	2/11	W, 102-73	Braxton Ogbueze - Jr. (20 pts.), Andrien White - Fr. (20 pts.)
North Texas	2/13	W, 103-79	Braxton Ogbueze - Jr. (19 pts.)
at Marshall	2/18	L, 72-87	Andrien White - Fr. (16 pts.)
at WKU	2/20	L, 54-59	Joseph Uchebo - Sr. & Jon Davis - Fr. (12 pts. each)
UTSA	2/25	W, 114-108 (2 ot)	Curran Scott - Fr. (22 pts.)
UTEP	2/27	W, 88-78	Braxton Ogbueze - Jr. (24 pts.)
at Rice	3/3	W, 88-75	Braxton Ogbueze - Jr. (30 pts.)
at North Texas	3/5	L, 77-80	Joseph Uchebo - Sr. (23 pts.)

is tied for the fourth highest single-games total in school history. He connected on six threes against Rice (February 11). White has two of the six highest three-point field goals made in a game totals in Conference USA this season. The 49ers connected on a school-record tying 17

threes against Rice (February 11). The 49ers had also connected on 17 threes against South Carolina (12/2/00) and Appalachian St. (11/25/02). Twelve times this season the 49ers have reached double-figures in three-point field goals made.

**MILESTONE WINS** - Charlotte's 77-68 win over Furman (November 19)

marked the 49ers' 800th all-time win. The 49ers held their opponent to 68 points in the program's 500th, 600th, 700th and 800th victories.

## Milestone Victories

<b>1</b>	at St. Andrews (89-73), 12/10/65
<b>100</b>	Shorter (98-65), 1/26/74
<b>200</b>	St. Francis (Pa.) (73-63), 2/8/77
<b>300</b>	Longwood (93-67), 1/8/87
<b>400</b>	vs. Southern Miss (76-72), 3/14/92
<b>500</b>	Tulane (77-68), 2/9/98
<b>600</b>	Southern Miss (77-68), 2/26/03
<b>700</b>	Long Island (79-68), 12/30/09
<b>800</b>	Furman (77-68), 11/19/15

**30-POINT SCORING GAMES** - Freshman Curran Scott scored 30 points against UAB (January 16) which marked the first 30-point game by a Niner since Chris Braswell scored 31 points at Massachusetts, January 11, 2012. Scott's 30-point scoring game marked the most points scored by a Charlotte freshman since Andre Davis scored 32 points against Virginia Tech, March 6, 1993. Fellow freshman Andrien White scored 30 points against Marshall which marked the first time that the Niners have had 30-point scoring games in consecutive games since Derrio Green scored 34 points at Massachusetts (1/30/10) and Shamari Spears scored 31 points vs. George Washington (2/3/10). Braxton Ogbueze scored 30 points at Rice (March 3). With three different players this season with a 30-point scoring game marks the first time since the 1977-78 season that the 49ers have had three different players score at least

30 points in a game in a season. Cedric Maxwell (five times), Lew Massey (three times) and Chad Kinch were the three Niners that scored at least 30 points in a game that season.

**OVERTIME** - Charlotte's 93-90 overtime loss to Louisiana Tech, January 9, marked their first overtime game since March 5, 2015. Charlotte lost to Old Dominion, 74-69, in overtime, February 6). Charlotte defeated UTSA, 114-108, in double-overtime, February 25. Charlotte's double overtime win over UTSA marked the 49ers first overtime victory since a 90-85 overtime win over College of Charleston, December 16, 2014. Prior to the UTSA game, Charlotte's last double-overtime game was a 106-98 win over Penn State, November 20, 2014. Last season, the 49ers played a school-record seven overtime games. The 49ers are now 31-40 all-time in overtime games. Charlotte has now played an overtime game in six of the last eight seasons.

**CONFERENCE USA HISTORY** - The 49ers, who were an original member of Conference USA from 1995-2005, are in their third year back in Conference USA after spending eight years in the Atlantic 10. During the 49ers time in Conference USA, Charlotte captured two Conference USA Tournament titles (1999 and 2001) and a share of the 2004 Conference USA regular-season title. During the 49ers 13 years in Conference USA, Charlotte has made seven trips to the NCAA Tournament and one trip to the NIT. The 49ers have compiled an overall record of 228-156 and a Conference USA record of 118-75 during their 13 years in Conference USA. Six times the 49ers have won 20 games while a member of Conference USA. Two former 49ers standouts (DeMarco Johnson - 1998 and Eddie Basden - 2005) were named Conference USA Player of the Year. Former 49ers coach Melvin Watkins was named Conference USA Coach

### Double-Figure Scoring Games Off The Bench (18)

Ridell Camidge (18 pts.) vs. Elon, 11/13/15  
 Bernard Sullivan (11 pts.) vs. Elon, 11/13/15  
 Anthony Vanhook (10 pts.) at East Carolina, 11/16/15  
 Curran Scott (21 pts.) vs. Furman, 11/19/15  
 Joseph Uchebo (12 pts.) vs. Furman, 11/19/15  
 Joseph Uchebo (16 pts.) vs. Syracuse, 11/25/15  
 Ridell Camidge (14 pts.) vs. Davidson, 12/1/15  
 Curran Scott (10 pts.) vs. Davidson, 12/1/15  
 Benas Griciunas (11 pts.) vs. #21 Miami, 12/5/15  
 Jon Davis (19 pts.) vs. Campbell, 12/9/15  
 Anthony Vanhook (14 pts.) vs. Appalachian State, 12/19/15  
 Benas Griciunas (14 pts.) vs. Appalachian State, 12/19/15  
 Curran Scott (20 pts.) vs. Citadel, 12/29/15  
 Curran Scott (12 pts.) at Louisiana Tech, 1/9/16  
 Anthony Vanhook (13 pts.) at North Carolina A&T, 2/3/16  
 Anthony Vanhook (12 pts.) vs. North Texas, 2/13/16  
 Anthony Vanhook (15 pts.) vs. UTSA, 2/25/16  
 Anthony Vanhook (14 pts.) at North Texas, 3/5/16

of the Year in 1997. Basden earned Conference USA Defensive Player of the Year honors twice (2004 and 2005). Rodney White was the 2001 Conference USA Freshman of the Year and Torin Dorn was 2015 Conference USA Freshman of the Year. Seven different 49ers earned first-team All-Conference USA honors. Galen Young was named Conference USA Tournament MVP in 1999 and Rodney White was named C-USA Tourney MVP in 2001.

**2015-16 RECRUITS** - Head coach Mark Price announced the signing of six-foot-three point guard Quentin Jackson Jr. for the 2015-16 recruiting class. Joining Jackson is Clemson transfer Austin Ajukwa, who will be eligible to play for the 49ers after the 2016 fall semester. Ajukwa, a six-foot-six guard, will be eligible to play for both the second semester of the 2016-17 season and the entire 2017-2018 season. He is able to practice with the team while he is sitting out.

A Cary, North Carolina native, Jackson is playing his senior year at Cape Fear Christian Academy.

Jackson is ranked as the seventh best player in the state of North Carolina and the third best point guard, according to ESPN.com. An athletic combo guard, Jackson is also considered the 23rd best shooting guard in the country on Scout.com. Rivals.com ranks Jackson as a three-star prospect. The Charlotte Observer ranked him as the 12th best player in the state of North Carolina.

Jackson has a notable sports background. His great-grandfather Wendell Scott is in the NASCAR Hall of Fame, and his father, also named Quentin Jackson, played under Jim Valvano at NC State from 1985 to 1988 as the starting point guard.

Ajukwa, who was ranked as the number two prospect in the class of 2013 in the state of South Carolina and the nation's number thirty prospect at his position by ESPNU appeared in 55 games during his

two years at Clemson. A Columbia, South Carolina native, he played in 30 games in the 2014-15 season with the Tigers while averaging 12.1 minutes per game.

As a senior in high school at Cardinal Newman in Columbia, South Carolina, Ajukwa led the Cardinals to a state championship, scoring 34 in the state semifinals, including 18 in the fourth quarter, and then scored 23 points in the championship game. Ajukwa was also nominated for the McDonald's All-American game in his final high school season.

### Specialty Points Stats (Charlotte/Opponent)

Game	Paint	OffTO	2ndCH	FBreak	Bench
Elon (11/13)	28/44	17/20	6/6	17/4	35/32
at East Carolina (11/16)	32/42	5/14	17/12	4/4	20/24
Furman (11/19)	30/26	31/18	11/13	7/4	36/45
vs. Syracuse (11/25)	42/30	10/9	19/16	13/5	24/18
vs. Michigan (11/26)	20/48	7/20	2/12	4/6	15/53
vs. Washington (11/27)	34/38	12/12	2/13	10/11	15/11
Davidson (12/1)	30/36	12/14	18/8	9/9	37/10
at #21 Miami (12/5)	34/24	10/8	5/7	6/8	25/35
Campbell (12/9)	30/36	8/15	11/12	9/6	26/10
at Appalachian State (12/19)	26/22	14/16	13/10	4/6	39/24
Georgetown (12/22)	26/20	13/10	5/6	8/3	11/17
Citadel (12/29)	62/48	21/21	14/10	22/12	35/24
at Old Dominion (1/2)	32/50	6/21	16/10	10/12	10/29
at Southern Miss (1/7)	24/30	16/10	8/7	6/2	5/42
at Louisiana Tech (1/9)	50/38	12/11	18/5	11/8	12/13
Middle Tennessee (1/14)	18/30	10/11	3/17	6/4	3/17
UAB (1/16)	40/26	7/6	17/12	10/14	0/19
Marshall (1/21)	40/43	15/20	8/4	4/15	5/9
WKU (1/23)	40/38	20/9	11/18	19/0	11/23
at FIU (1/28)	30/38	11/9	17/11	2/2	14/10
at Florida Atlantic (1/30)	30/30	14/21	12/7	0/6	17/23
at North Carolina A&T (2/3)	46/44	24/12	14/12	15/13	33/18
Old Dominion (2/6)	28/36	4/6	6/10	9/2	4/8
Rice (2/11)	36/41	30/17	9/11	16/23	19/15
North Texas (2/13)	36/44	18/11	5/10	7/14	31/22
at Marshall (2/18)	36/33	16/9	10/15	4/7	25/18
at WKU (2/20)	24/18	17/24	2/12	11/6	6/20
UTSA (2/25)	46/42	17/16	10/18	8/8	18/11
UTEP (2/27)	32/42	15/8	12/5	10/8	6/14
at Rice (3/3)	34/36	18/18	14/15	4/6	5/17
at North Texas (3/5)	42/36	14/13	14/5	10/4	19/18
<b>Totals</b>	<b>1058/1099</b>	<b>444/428</b>	<b>329/329</b>	<b>275/232</b>	<b>561/647</b>
<b>Per game averages</b>	<b>34.1/35.5</b>	<b>14.3/13.8</b>	<b>10.6/10.6</b>	<b>8.9/7.5</b>	<b>18.1/20.9</b>

## 2015-16 MISCELLANEOUS STATISTICS

**Charges Taken:** Vanhook 5, Davis 2, Scott 2, Uchebo 1, White 1, Ogbueze 1  
**Dunks:** Griciunas 13, Sullivan 5, Uchebo 5, White 5, Davis 3, Vanhook 2, Aube 1  
**Thirty Point Games:** 3: Ogbueze 1, Scott 1, White 1  
**Twenty Point Games (includes 30-point games):** 27: White 6, Ogbueze 6, Scott 5, Uchebo 5, Davis 4, Sullivan 1  
**Double-Figure Scoring:** 114: Uchebo 23, Ogbueze 21, White 17, Scott 16, Davis 15, Vanhook 8, Sullivan 6, Camidge 4, Griciunas 3  
**Double-Figure Rebounding:** 22: Uchebo 17, White 3, Sullivan 1, Griciunas 1  
**Double-Figure Assists:** 1: Davis 1  
**Double-Doubles:** 20: Uchebo 16, White 3, Davis 1  
**Led 49ers in Scoring:** Ogbueze 8, Uchebo 8, White 7, Davis 5, Scott 4, Sullivan 2, Camidge 1  
**Led 49ers in Rebounding:** Uchebo 23, Sullivan 4, Vanhook 3, White 1, Griciunas 1, Ogbueze 1  
**Led 49ers in Assists:** Davis 23, Ogbueze 5, Vanhook 4, White 2, Sullivan 1  
**Led 49ers in Blocks:** Uchebo 14, Sullivan 6, Griciunas 4, Davis 4, White 4, Vanhook 4, Aube 1, Blakley 1  
**Led 49ers in Steals:** White 17, Uchebo 11, Davis 10, Ogbueze 6, Scott 5, Vanhook 5, Camidge 3, Blakley 1, Sullivan 1, Griciunas 1  
**Most Consecutive Free Throws Made:**  
**Multiple games:** 19 by Curran Scott also had two streaks of 14 straight free throws made  
**Current streaks:** 10 by Braxton Ogbueze  
**Game:** 11 by Curran Scott (11-for-11) vs. Furman (11/19/15)

**Most Points** ..... 114 vs. UTSA (2/25/16)  
**Fewest Points** ..... 47 vs. Michigan (11/26/15)  
**Margin of Victory** ..... 29 (W, 102-73) vs. Rice (2/11/16)  
**Margin of Defeat** ..... 55 by Michigan (L, 102-47) (11/26/15)  
**Most Points Allowed** ..... 109 by Davidson (L, 109-74) (12/1/15)  
**Fewest Points Allowed** ..... 59 by WKU (L, 59-54) (2/20/16)  
**Most First Half Points** ..... 56 vs. North Texas (2/13/16)  
**Most Points in a Half** ..... 66 (2nd half) vs. Rice (2/11/16)  
**Fewest points in a Half** ..... 17 in first half vs. Old Dominion (2/9/16)  
**Most First Half Points, Opponent** ..... 59 by Davidson (12/1/15)  
**Most Points in a Half, Opponent** ..... 59 by Davidson (12/1/15)  
**Fewest Points in a Half, Opponent** ..... 21 by WKU (2/20/16)  
**Largest Halftime Deficit:** ..... 27 vs. Elon (11/13/15)  
**Largest Deficit Overcome to Win:** ..... 10 at the half vs. Rice (2/11/16)  
**Largest Halftime Deficit Overcome to Win:** ..... 10 vs. Rice (2/11/16)  
**Largest 2nd Half Deficit Overcome to Win:** ..... 10 at 14:58 vs. UTEP (2/27/16)  
**Largest deficit in Final 5:00/OT in a Win:** ..... 5 (88-83) at 3:46 (2nd half) vs. UTSA (2/25/16)  
**Largest Lead Surrendered in a Loss:** ..... 18 (30-12) at the 5:13 mark of first half at WKU (2/20/16)  
**Largest Halftime Lead in a Loss:** ..... 13 at WKU (2/20/16)  
**Largest Second Half Lead in a Loss:** ..... 12 (19:25 minute mark) at WKU (2/20/16)  
**Largest Lead in Final 5:00/OT in a Loss:** ..... 6 (3:56 minute mark) at WKU (2/20/16)  
**Most Consecutive Points Scored By 49ers (10-0 run or better):**  
13-0 from 16:02 to 12:55 of second half in the Elon game (11/13/15)  
10-0 from 19:11 to 17:23 of second half in the Syracuse game (11/25/15)  
15-0 from 8:51 to 4:01 of first half in the Appalachian State game (12/19/15)  
10-0 from 4:39 to 1:32 of first half in the Georgetown game (12/22/15)  
14-0 from 6:24 to 3:39 of first half in the Citadel game (12/29/15)  
10-0 from 16:45 to 13:40 of second half in the Southern Miss game (1/17/16)  
10-0 from 2:59 to :39 of second half in the UAB game (1/16/16)  
10-0 from 10:02 to 7:01 of first half in the Marshall game (1/21/16)  
13-0 from 18:10 to 14:46 of first half in the WKU game (1/23/16)  
10-0 from 14:35 to 13:16 of second half in the North Carolina A&T game (2/3/16)  
10-0 from 11:35 to 10:26 of second half in the North Carolina A&T game (2/3/16)  
15-0 from 14:47 to 10:05 of second half in the Rice game (2/11/16)  
10-0 from 8:54 to 7:19 of second half in the Rice game (2/11/16)  
10-0 from 5:55 to 4:20 of second half in the Rice game (2/11/16)  
10-0 from 15:10 to 12:11 of second half in the North Texas game (2/13/16)  
13-0 from 18:59 to 13:41 of first half in the WKU game (2/20/16)  
10-0 from 14:30 to 12:13 of first half in the UTSA game (2/25/16)  
**Most Consecutive Points Scored By Opponent (10-0 run or better):**  
10-0 from 20:00 to 17:33 of second half by Elon (11/13/15)  
11-0 from 15:50 to 12:30 of first half by Michigan (11/26/15)  
10-0 from 12:56 to 10:34 of first half by Miami (12/5/15)  
11-0 from 17:51 to 14:32 of second half by Miami (12/5/15)  
11-0 from 11:04 to 5:41 of first half by Old Dominion (1/2/16)  
14-0 from 10:08 to 6:41 of first half by Southern Miss (1/7/16)  
10-0 from 7:48 to 6:03 of first half by Louisiana Tech (1/9/16)  
10-0 from 8:02 to 6:05 of first half by UAB (1/16/16)  
10-0 from 3:36 to :39 of second half by WKU (2/20/16)  
11-0 from 8:02 to 6:39 of second half by UTSA (2/25/16)

**TOP 25 WINS:**  
**Last Win over Top 25 Foe:** Charlotte defeated #13/#14 Michigan in Championship game of Puerto Rico Tip-Off, November 24, 2013.

**Top 25 wins in six of last nine seasons:**  
2013-14: W, 63-61 vs. #13/#14 Michigan  
2012-13 W, 71-67 at #10 Butler  
2010-11: W, 49-48 vs. #7/#7 Tennessee  
2009-10 (2):  
W, 87-65 at #20/#18 Louisville  
W, 74-64 vs. #15/#15 Temple  
2008-09: W, 65-60 vs. #16/#17 Xavier  
2007-08: W, 82-72 at #18/#19 Clemson

### THE LAST 17 YEARS

#### VS TOP 25 OPPONENTS:

**Top 25 (15-35): Top 10 (7-15): Top 5 (1-6)**  
**Home: 7-12 Away: 6-18 Neutral: 2-5**  
**2015-16**  
at #21 Miami L, 60-88  
**2014-15**  
#17 Miami L, 74-77  
**2013-14**  
vs. #13/#14 Michigan W, 63-61  
**2012-13**  
at #10/#11 Butler W, 71-67  
vs. #16 Saint Louis L, 55-72  
**2010-11**  
vs. #7/#7 Tennessee W, 49-48  
**2009-10**  
vs. #15/#15 Temple W, 74-64  
at #16/#15 Tennessee L, 71-88  
vs. --/#20 Georgia Tech L, 67-76  
at #20/#18 Louisville W, 87-65  
at #9/#8 Duke L, 59-101  
**2008-09**  
vs. #16/#17 Xavier W, 65-60  
at #10/#10 Xavier L, 47-69  
vs. #14 Arizona State (n) L, 56-84  
**2007-08**  
vs. #12/#13 Xavier L, 60-62  
at #18/#19 Clemson W, 82-72  
**2006-07**  
at #17/#14 Syracuse L, 67-79  
**2005-06**  
at #7/#6 George Washington L, 85-86 OT  
vs. #16/#18 G. Washington L, 69-83  
vs. #18/#17 Indiana L, 54-71  
**2004-05**  
at #9/#9 Louisville L, 82-94  
vs. #18/#17 Cincinnati W, 91-90  
at #25/#25 Marquette W, 76-66  
at #20/#18 Cincinnati L, 58-80  
vs. #22/#22 Alabama L, 101-102 (3OT)  
**2003-04**  
vs. #12/#15 Cincinnati L, 67-75  
vs. #9/#9 Louisville W, 77-71  
at #8/#7 Cincinnati W, 86-83  
at #7/#7 Syracuse W, 96-92  
**2002-03**  
at #15/#15 Louisville L, 59-100  
at #11/#12 Marquette L, 67-75  
vs. #21/#21 Marquette L, 64-67  
vs. #19/#25 Louisville L, 59-80  
at #17/#18 Indiana L, 60-70  
**2001-02**  
vs. #5/#5 Cincinnati (C-USA) L, 55-71  
at #9/#9 Marquette L, 52-66  
vs. #6/#5 Cincinnati L, 66-85  
at #10/#12 Cincinnati L, 58-71  
vs. #25/#25 Marquette W, 76-68  
vs. #5/#4 Florida (at Miami) L, 52-73  
vs. #22/#20 Indiana L, 61-65  
**2000-01**  
at #25 Cincinnati L, 66-76  
vs. #4 Illinois (NCAA) L, 61-79  
**1999-00**  
vs. #1/#1 Cincinnati L, 62-70  
at #23/#23 DePaul L, 75-77  
at #3/#3 Cincinnati L, 54-81  
**1998-99**  
at. #7/#6 North Carolina L, 73-75 (ot)  
vs. #3/#3 Cincinnati W, 62-60  
at #9/#6 Cincinnati L, 69-82  
vs. #7/#7 Cincinnati (C-USA) W, 55-52



## LAST TIME IT HAPPENED...

### The Last Time A 49er Player...

**Scored 40+:** 40, Bobby Potts vs. Jacksonville, 2/10/82  
**Scored 35+:** 39, Leemire Goldwire at St. Bonaventure, 2/9/08  
**Scored 30+:** 30, Andrien White vs. Marshall, 1/21/16  
**Scored 30+ four times:** 6, Leemire Goldwire, 2007-08  
**Scored 20+ 10 times:** 15, Leemire Goldwire, 2007-08  
**Scored 20+ 15 games:** 15, Leemire Goldwire, 2007-08  
**Scored 20+ 20 games:** 20, Byron Dinkins in 1987-88  
**Scored double-figures every game:** DeMarco Johnson (31 games) (1997-98)  
**Had 20+ rebounds:** 21, Joseph Uchebo vs. Marshall, 1/21/16  
**Had 15+ rebounds:** 16, Joseph Uchebo vs. UTSA, 2/25/16  
**Had 20-20 game (pts-rebs):** Joseph Uchebo (24, 21) vs. Marshall, 1/21/16  
**Had 5+ blocked shots:** 6, Phil Jones vs. George Mason, 11/18/10  
**Had 10+ assists:** 10, Jon Davis vs. Rice, 2/11/16  
**Had 15+ assists:** 15, DiJuan Harris vs. George Washington, 2/14/09  
**Had 6+ steals:** 6, Pierria Henry at Marshall, 1/10/15  
**Had 10+ 3FGM:** 10, Brendan Plavich at #7 Syracuse, 11/26/03  
**Had 10+ FGM:** 11, Joseph Uchebo at North Texas, 3/5/16  
**Made 15+ free throws:**  
16, DeMarco Johnson (att. 20) vs. Tulane, 2/9/98  
**Hit a three-pointer in each game:**  
Demon Brown (29 game), 2002-03  
**Triple-double:** Cedrick Broadhurst vs. Virginia Tech, 3/6/93  
**Points-assists dbl-dbl:**  
Jon Davis (17 pts., 10 assists) vs. Rice, 2/11/16  
**Assists-rebs. dbl-dbl:**  
Mitchell Baldwin (10, 10) vs. Davidson, 11/30/05

### The Last Time Charlotte...

**Had three players with 20+ points in a game:** UTSA (2/25/16)  
(Curran Scott 22, Jon Davis 21, Joseph Uchebo 21)  
**Had two players with 30+ points in a game:**  
at GWU, 12/20/97 (Sean Colson 31, DeMarco Johnson 30)  
**Had six double-figure scorers:** vs. UTSA, 2/25/16  
**Had five double-figure scorers:** vs. North Texas, 2/13/16  
**Had six players hit a three-pointer:** 7, vs DePaul, 2/28/01  
**Scored 100 points:** 114 (W, 114-108 - 2 OT) vs. UTSA, 2/25/16  
**Scored 90 points:** 92 (W, 92-72) at North Carolina A&T, 2/3/16  
**Scored 100 and Lost:** 101 vs. #22 Alabama (L, 101-102 3ot), 12/4/04  
**Scored 90 and Lost:** 90 (L, 90-93 in OT) at La. Tech, 1/9/16  
**Allowed 100+ points:** 108 (W, 114-108 - 2 OT) vs. UTSA, 2/25/16  
**Allowed 90+ points:** 95 (W, 103-95) vs. Marshall, 1/21/16  
**Was held below 60 points:** 54 at WKU, 2/20/16  
**Was held below 50 points:** 47 by Michigan, 11/26/15  
**Held an opponent below 60 points:** 59 by WKU, 2/20/16  
**Held an opponent below 50 points:** 43 by Southern Miss, 2/21/15  
**Had 50+ rebounds:** 54 at UNC Asheville (W, 66-63 in OT), 11/30/14  
**Had 25+ assists:** 26, at Duquesne (W, 99-90), 2/21/07  
**Had 20+ steals:** 23, vs. Long Beach State, 11/22/02  
**Made 10+ Three-Point FGs:** 11 at Rice, 3/3/16  
**Shot 55%+ in both halves:** .560 in 1st half, .545 in 2nd half, .500 in OT at UAB, 1/22/15  
**Shot 50% from 3-pt. range:** .500 (6-12) at WKU, 2/20/16  
**Forced 30+ Turnovers:** 34, Long Beach State, 11/22/02  
**Blocked 10+ Shots:** 15, vs. Elon, 11/16/09

## QUICK FACTS

Founded..... 1946  
Enrollment..... 27,251  
Nickname..... 49ers  
Colors..... Green and White  
Arena..... Halton Arena (9,105)  
Conference..... Conference USA  
Chancellor..... Dr. Philip L. Dubois  
Athletic Director..... Judy Rose  
**Team Information**  
Head Coach..... Mark Price  
Record at Charlotte..... 13-18 (First Season)  
Career Record..... Same  
Conference Record at Charlotte:..... 9-9  
Career Conference Record..... Same  
Asst. Coaches.....  
..... Houston Fancher, Chris Ferguson, Andre Gray  
All-Time 49ers' Record..... 810-667

## 2015-16

### RECORD WHEN THE 49ERS ...

The 49ers win the tip ..... 8-10  
The 49ers lose the tip ..... 5-8  
Play overtime ..... 1-2  
Play at home ..... 8-7  
Play on the road ..... 5-8  
Play at a neutral site ..... 0-3  
Play at 6:00 p.m. or later ..... 11-13  
Play before 6:00 p.m. .... 2-5  
Lead at the half..... 8-4  
Trail at the half..... 5-14  
Tied at the half ..... 0-0  
Lead with 5:00 ..... 12-2  
Trail with 5:00 ..... 1-15  
Tied with 5:00 ..... 0-1  
Opponent shoots 50% or better..... 5-6  
Opponent shoots 40% or better..... 7-9  
Opponent shoots under 40% ..... 1-3  
Shoot 35% or better from three-point range ..... 11-8  
Shoot under 35% from three-point range..... 2-10  
Hit 8 or more threes ..... 10-5  
Hit 7 or less threes..... 3-13  
Have 15 or more turnovers ..... 5-3  
Have less than 15 turnovers ..... 10-15  
Have more assists than turnovers..... 12-5  
Have 15 or more assists ..... 11-2  
Force more turnovers ..... 9-10  
Force fewer turnovers ..... 2-8  
Turnovers are tied ..... 2-0

## 2015-16 Game Notes

### Stats Extra

#0 Ridell Camidge	Season	Career
Double-digit scoring	4	4
20-point scoring games	0	0
Double-digit rebounding	0	0
Double-doubles	0	0

#1 Braxton Ogbueze	Season	Career
Double-digit scoring	21	36
20-point scoring games	6	8
Double-digit rebounding	0	0
Double-doubles	0	0

#2 Andrien White	Season	Career
Double-digit scoring	17	17
20-point scoring games	6	6
Double-digit rebounding	3	3
Double-doubles	3	3

#3 Jon Davis	Season	Career
Double-digit scoring	15	15
20-point scoring games	4	4
Double-digit rebounding	0	0
Double-doubles	1	1
Double-digit assists	1	1

#5 Gavin Wilson	Season	Career
Double-digit scoring	0	0
20-point scoring games	0	0
Double-digit rebounding	0	0
Double-doubles	0	0

#10 Curran Scott	Season	Career
Double-digit scoring	16	16
20-point scoring games	5	5
Double-digit rebounding	0	0
Double-doubles	0	0

#15 Anthony Vanhook	Season	Career
Double-digit scoring	8	8
20-point scoring games	0	0
Double-digit rebounding	0	0
Double-doubles	0	0

#20 Cameron Blakley	Season	Career
Double-digit scoring	0	0
20-point scoring games	0	0
Double-digit rebounding	0	0
Double-doubles	0	0

#22 Bernard Sullivan	Season	Career
Double-digit scoring	6	7
20-point scoring games	1	1
Double-digit rebounding	1	1
Double-doubles	0	0

#25 Reid Aube	Season	Career
Double-digit scoring	0	0
20-point scoring games	0	0
Double-digit rebounding	0	0
Double-doubles	0	0

#30 Mitch Warner	Season	Career
Double-digit scoring	0	0
20-point scoring games	0	0
Double-digit rebounding	0	0
Double-doubles	0	0

#31 Benas Griciunas	Season	Career
Double-digit scoring	3	3
20-point scoring games	0	0
Double-digit rebounding	1	1
Double-doubles	0	0

#35 Cameron Pappas	Season	Career
Double-digit scoring	0	0
20-point scoring games	0	0
Double-digit rebounding	0	0
Double-doubles	0	0

#50 Joseph Uchebo	Season	Career
Double-digit scoring	23	23
20-point scoring games	6	6
Double-digit rebounding	17	17
Double-doubles	16	16



## CONFERENCE TOURNAMENT RECORDS

## SINGLE GAME RECORDS

## INDIVIDUAL:

**Points:** Ben Basinger (32) vs St Andrews, 1969**FG Made:** Chad Kinch (15) vs VCU, 1980**FG Attempts:** Henry Williams (27) vs Southern Mississippi, 1992**FT Made:** Melvin Johnson (13) vs UAB, 1983

Jarvis Lang (13) vs So. Mississippi, 1993

**FT Attempts:** Jarvis Lang (19) vs Southern Mississippi, 1993**Three-PT FG Made:** Diego Guevara (8) vs UAB, 2000**Three-PT FG Attempts:** Diego Guevara (14) vs USF 2001

Leemire Goldwire (14) vs Dayton 2007

Leemire Goldwire (14) vs Temple 2008

**Rebounds:** Charlie Coley (17) vs Massachusetts, 2008**Assists:** Dijuan Harris (9) vs St. Joseph's, 2009**Steals:** Bobby Potts (5) vs USF, 1982

Eddie Basden (5) vs Tulane, 2004

Melvin Watkins (5) vs Jacksonville, 1977

**Blocks:** KenKay Jones (5) vs Cincinnati 2001

Phil Scott (5) vs New Orleans 1977

**Minutes:** Mike Milling (48) vs Western Kentucky, 1987

## TEAM:

**Points:** 95 vs Western Kentucky, 1987**FG Made:** 40 vs VCU, 1980**FG Attempts:** 74 vs Southern Mississippi, 1992**FG Pct.:** .642 vs Western Kentucky, 1990**Three-PT FG Made:** 13 vs UAB, 2000 & vs USF, 2001**Three-PT FG Attempts:** 38 vs USF 2001**Three-PT FG Pct:** .556 vs Virginia Tech 1992**FT Made:** 29 vs Southern Mississippi, 1999**FT Attempts:** 47 vs Southern Mississippi, 1993**FT Pct.:** .947 (18-19) vs Virginia Tech, 1992**Rebounds:** 53 vs DePaul, 1996**Assists:** 23 vs Western Kentucky, 1990**Steals:** 12 vs Tulane, 2004**Blocks:** 7 vs Southern Mississippi 1995 & vs Cincinnati 2001

## MULTIPLE GAME RECORDS

## INDIVIDUAL

**Points:** 79, Henry Williams, 1992 (3 Games)**FG Made:** 27, DeMarco Johnson, 1998 (3 Games)**FG Attempted:** 57, Byron Dinkins, 1988 (3 Games)**Three-PT Field Goals Made:** 13, Henry Williams, 1992 (3 Games)**Three-PT Field Goals Attempted:** 38, Leemire Goldwire, 2008 (3 Games)**FT Made:** 20, DeMarco Johnson, 1997 (3 Games)**FT Attempted:** 27, Kelvin Price, 1999(4 Games)**Rebounds:** 35, Galen Young 1999 (4 Games)**Assists:** 19, Sean Colson 1997 (3 Games)**Steals:** 8, Sean Colson 1997 (3 Games)**Blocks:** 5 Curtis Withers 2004 (2 Games)**Minutes:** 136, Kelvin Price 1999 (4 Games)

## TEAM

**Games:** 4, 1999**Points:** 281, 1999 (4 Games)**FG Made:** 93, 1999 (4 Games)**FG Attempted:** 213, 1999 (4 Games)**Three-PT Field Goals Made:** 30, 1999 (4 Games)**Three-PT Field Goals Attempted:** 78, 2001 (3 Games)**FT Made:** 65, 1999 (4 Games)**FT Attempted:** 93, 1999 (4 Games)**Assists:** 52, 1999 (4 Games)**Steals:** 24, 1999 (4 Games)**Blocks:** 17 2000 (3 Games)

## All-Time Conference USA Tournament Results

## Won 1999 and 2001 C-USA Tournament Titles

## 1996 - Memphis, Tenn.

Mar. 6 L, 60-66 DePaul

## 1997 - St. Louis, Mo.

Mar. 6 W, 64-60 #20 Louisville

Mar. 7 W, 67-65 UAB

Mar. 8 L, 52-60 Marquette

## 1998 - Cincinnati, Ohio

Mar. 5 W, 63-55 Marquette

Mar. 6 W, 65-53 Southern Miss

Mar. 7 L, 57-71 at #13 Cincinnati

## 1999 - Birmingham, Ala.

Mar. 3 W, 75-71 Houston

Mar. 4 W, 83-75 Southern Miss

Mar. 5 W, 55-52 #7 Cincinnati

Mar. 6 W, 68-59 Louisville

## 2000 - Memphis, Tenn.

Mar. 8 W, 76-73 UAB

Mar. 9 W, 57-52 Louisville

Mar. 10 L, 49-56 DePaul

## 2001 - Louisville, Ky.

Mar. 8 W, 77-74 South Florida

Mar. 9 W, 75-63 Southern Miss

Mar. 10 W, 80-72 Cincinnati

## 2002 - Cincinnati, Ohio

Mar. 7 W, 78-69 Tulane

Mar. 8 L, 55-71 #5 Cincinnati

## 2003 - Louisville, Ky.

Mar. 12 L, 61-85 UAB

## 2004 - Cincinnati, Ohio

Mar. 10 W, 74-48 Tulane

Mar. 11 L, 66-77 UAB

## 2005 - Memphis, Tenn.

Mar. 10 L, 69-83 at Memphis

## 2014 - El Paso, Texas

Mar. 12 W, 80-70 UAB

Mar. 13 L, 65-86 Louisiana Tech

## 2015 - Birmingham, Ala.

Mar. 11 L, 60-63 Middle Tennessee

# vs. C-USA Tournament Field

## FLORIDA ATLANTIC (2-1) H: 2-0, A: 0-1

Jan. 30, 2014	W 62-53	HALTON ARENA	Major
Jan. 29, 2015	W 86-61	HALTON ARENA	Odom
Jan. 30, 2016	L 77-82	Boca Raton, Fla.	Price

## FIU (2-1) H: 1-1, A: 1-0

Feb. 1, 2014	W 73-61	HALTON ARENA	Major
Jan. 31, 2015	L 70-78	HALTON ARENA	Odom
Jan. 28, 2016	W 72-69	Miami, Fla.	Price

## LOUISIANA TECH (0-4) H: 0-1, A: 0-2, N: 0-1

Jan. 23, 2014	L 60-80	Ruston, La.	Major
Mar. 13, 2014	L 65-86	El Paso, Texas	Major
Feb. 19, 2015	L 82-83 (ot)	Halton Arena	Odom
Jan. 9, 2016	L 90-93 (ot)	Ruston, La.	Price

## MARSHALL (6-6) H: 3-3, A: 3-3

Feb. 19, 1972	L 69-89	UNCC	Foster
Feb. 29, 1972	L 59-76	Huntington, W.Va.	Foster
Dec. 5, 1972	L 59-74	Huntington, W.Va.	Foster
Feb. 22, 1973	L 65-69	COLISEUM	Foster
Mar. 2, 1977	W 84-80	Huntington, W.Va.	Rose
Feb. 11, 1978	W 82-71	UNCC	Rose
Feb. 15, 2014	L 56-59	HALTON ARENA	Major
Mar. 6, 2014	W 74-70	Huntington, W. Va.	Major
Jan. 10, 2015	W 77-72	Huntington, W.Va.	Odom
Mar. 7, 2015	W 86-73	HALTON ARENA	Odom
Jan. 21, 2016	W 103-95	HALTON ARENA	Price
Feb. 18, 2016	L 72-87	Huntington, W. Va.	Price

## MIDDLE TENNESSEE (1-4) H: 0-2, A: 0-1, N: 1-1

Dec. 18, 1987	W 78-63	Lexington, Ky. (UKIT)	Mullins
Feb. 20, 2014	L 49-71	HALTON ARENA	Major
Jan. 24, 2015	L 69-72	Murfreesboro, Tenn.	Odom
Mar. 11, 2015	L 60-63	Birmingham, Ala.	Odom
Jan. 14, 2016	L 72-73	HALTON ARENA	Price

## NORTH TEXAS (4-3) H: 3-1, A: 0-2, N: 1-0

Dec. 29, 1974	W 86-69	Oklahoma City (Toumey)	Foster
Nov. 12, 2006	L 72-90	HALTON ARENA	Lutz
Jan. 18, 2014	W 76-74	HALTON ARENA	Major
Jan. 15, 2015	W 73-57	HALTON ARENA	Odom
Feb. 26, 2015	L 65-81	Denton, Texas	Odom
Feb. 13, 2016	W 103-79	HALTON ARENA	Price
Mar. 5, 2016	L 77-80	Denton, Texas	Price

## OLD DOMINION (13-19) H: 9-7, A: 4-11, N: 0-1

Dec. 22, 1982	L 58-78	Norfolk, Va.	Wissel
Feb. 10, 1983	W 80-72	COLISEUM	Wissel
Jan. 19, 1984	W 75-73	COLISEUM	Wissel
Feb. 7, 1984	L 71-79	Norfolk, Va.	Wissel
Jan. 10, 1985	L 60-86	Norfolk, Va.	Wissel
Feb. 14, 1985	L 64-80	COLISEUM	Wissel
Jan. 13, 1986	L 87-94	COLISEUM	Mullins
Feb. 1, 1986	L 70-88	Norfolk, Va.	Mullins
Feb. 27, 1986	L 67-76	Birmingham, Ala. (SBCT)	Mullins
Jan. 10, 1987	W 74-57	COLISEUM	Mullins
Feb. 16, 1987	W 83-65	Norfolk, Va.	Mullins
Jan. 28, 1988	W 81-65	COLISEUM	Mullins
Feb. 13, 1988	W 82-81	Norfolk, Va.	Mullins
Jan. 12, 1989	L 79-90	NEW COLISEUM	Mullins

Feb. 11, 1989	L 82-88	Norfolk, Va.	Mullins
Jan. 9, 1990	L 78-94	Norfolk, Va.	Mullins
Feb. 21, 1990	W 95-82	NEW COLISEUM	Mullins
Jan. 19, 1991	W 93-87	Norfolk, Va.	Mullins
Feb. 5, 1991	L 83-95	NEW COLISEUM	Mullins
Dec. 20, 1993	W 78-76	COLISEUM	Mullins
Nov. 30, 1996	L 64-65	Norfolk, Va.	Watkins
Dec. 3, 1997	W 72-44	HALTON ARENA	Watkins
Nov. 21, 1998	L 56-72	Norfolk, Va.	Lutz
Jan. 26, 2000	W 72-48	HALTON ARENA	Lutz
Dec. 6, 2003	W 105-102	2ot Norfolk, Va.	Lutz
Nov. 16, 2008	L 68-69	HALTON ARENA	Lutz
Dec. 23, 2009	L 48-81	Norfolk, Va.	Lutz
Mar. 2, 2014	W 74-63	HALTON ARENA	Major
Jan. 4, 2015	L 54-61	HALTON ARENA	Odom
Feb. 7, 2015	L 57-61	Norfolk, Va.	Odom
Jan. 2, 2016	L 65-74	Norfolk, Va.	Price
Feb. 6, 2016	L 69-74 (ot)	Halton Arena	Price

## RICE (3-2) H: 1-1, A: 2-1

Jan. 25, 2014	L 69-71	Houston, Texas	Major
Jan. 17, 2015	L 68-73 (ot)	Halton Arena	Odom
Feb. 28, 2015	W 77-76	Houston, Texas	Odom
Feb. 11, 2016	W 102-73	HALTON ARENA	Price
Mar. 3, 2016	W 88-75	Houston, Texas	Price

## UAB (16-29) H: 8-11, A: 5-15, N: 3-3

Jan. 28, 1980	L 76-84	Birmingham, Ala.	Pratt
Feb. 5, 1980	W 73-68	COLISEUM	Pratt
Feb. 12, 1981	L 57-73	COLISEUM	Pratt
Feb. 22, 1981	L 72-86	Birmingham, Ala.	Pratt
Feb. 26, 1981	L 64-80	Jacksonville, Fla. (SBCT)	Pratt
Jan. 11, 1982	L 81-85	Birmingham, Ala.	Pratt
Feb. 21, 1982	L 73-78	COLISEUM	Pratt
Feb. 3, 1983	L 60-73	Birmingham, Ala.	Wissel
Feb. 12, 1983	L 70-78	COLISEUM	Wissel
Mar. 4, 1983	L 63-65	Birmingham, Ala. (SBCT)	Wissel
Jan. 26, 1984	L 60-74	Birmingham, Ala.	Wissel
Feb. 9, 1984	L 70-79	COLISEUM	Wissel
Jan. 22, 1985	L 62-65	Birmingham, Ala.	Wissel
Feb. 21, 1985	L 55-60	COLISEUM	Wissel
Jan. 23, 1986	L 63-81	Birmingham, Ala.	Mullins
Feb. 17, 1986	L 54-70	COLISEUM	Mullins
Jan. 12, 1987	L 46-69	Birmingham, Ala.	Mullins
Feb. 12, 1987	W 76-63	COLISEUM	Mullins
Feb. 11, 1988	W 86-79	Birmingham, Ala.	Mullins
Feb. 25, 1988	W 80-78	COLISEUM	Mullins
Jan. 28, 1989	W 86-72	Birmingham, Ala.	Mullins
Feb. 27, 1989	W 76-74	NEW COLISEUM	Mullins
Feb. 15, 1990	W 86-72	NEW COLISEUM	Mullins
Feb. 24, 1990	L 61-93	Birmingham, Ala.	Mullins
Mar. 4, 1990	W 61-57	Birmingham, Ala. (SBCT)	Mullins
Jan. 3, 1991	L 70-87	NEW COLISEUM	Mullins
Feb. 25, 1991	L 74-87	Birmingham, Ala.	Mullins
Feb. 25, 1996	L 56-63	Birmingham, Ala.	Mullins
Feb. 23, 1997	W 86-74	HALTON ARENA	Watkins
Mar. 7, 1997	W 67-65	St. Louis (C-USA)	Watkins
Jan. 24, 1998	W 86-80	HALTON ARENA	Watkins
Jan. 24, 1999	L 71-78	Birmingham, Ala.	Lutz
Mar. 4, 2000	W 61-37	HALTON ARENA	Lutz

Mar. 8, 2000	W 76-73	Memphis, Tenn (C-USA)	Lutz
Jan. 24, 2001	L 61-81	Birmingham, Ala.	Lutz
Jan. 14, 2003	W 78-58	Birmingham, Ala.	Lutz
Mar. 12, 2003	L 61-85	Louisville, Ky. (C-USA)	Lutz
Jan. 24, 2004	L 62-69	HALTON ARENA	Lutz
Mar. 11, 2004	L 66-77	Cincinnati, Ohio (C-USA)	Lutz
Jan. 12, 2005	W 91-85	Birmingham, Ala.	Lutz
Feb. 22, 2014	L 62-64	Birmingham, Ala.	Major
Mar. 12, 2014	W 80-70	El Paso, Texas (C-USA)	Major
Jan. 22, 2015	L 76-81 (ot)	Birmingham, Ala.	Odom
Jan. 16, 2016	L 72-74	HALTON ARENA	Price

## UTEP (4-1) H: 2-0, A: 2-1

Dec. 20, 2000	W 94-81	El Paso, Texas	Lutz
Dec. 18, 2001	W 86-58	HALTON ARENA	Lutz
Jan. 9, 2014	W 73-68	El Paso, Texas	Major
Feb. 12, 2015	L 68-73	El Paso, Texas	Odom
Feb. 27, 2016	W 88-78	HALTON ARENA	Price

## UTSA (2-1) H: 1-0, A: 1-1

Jan. 11, 2014	L 77-85	San Antonio, Texas	Major
Feb. 14, 2015	W 89-81	San Antonio, Texas	Odom
Feb. 25, 2016	W 114-108 (ot)	HALTON ARENA	Price

## WKU (9-16) H: 7-5, A: 1-11, N: 1-0

Jan. 9, 1983	W 74-68	COLISEUM	Wissel
Feb. 24, 1983	L 69-72	Bowling Green, Ky.	Wissel
Jan. 14, 1984	L 45-47	COLISEUM	Wissel
Feb. 18, 1984	L 76-80 (ot)	Bowling Green, Ky.	Wissel
Feb. 2, 1985	L 67-102	Bowling Green, Ky.	Wissel
Feb. 23, 1985	W 77-76	COLISEUM	Wissel
Jan. 30, 1986	L 67-78	COLISEUM	Mullins
Feb. 8, 1986	L 68-78	Bowling Green, Ky.	Mullins
Jan. 31, 1987	L 69-88	Bowling Green, Ky.	Mullins
Feb. 8, 1987	L 71-74 (ot)	COLISEUM	Mullins
Feb. 27, 1987	L 95-99 (2ot)	Bowling Green, Ky.	Mullins
Jan. 25, 1988	L 69-78	Bowling Green, Ky.	Mullins
Feb. 4, 1988	W 90-74	COLISEUM	Mullins
Feb. 13, 1989	W 70-61	NEW COLISEUM	Mullins
Feb. 21, 1989	W 79-73	Bowling Green, Ky.	Mullins
Mar. 4, 1989	L 63-65 (ot)	NEW COLISEUM	Mullins
Jan. 20, 1990	L 78-79	Bowling Green, Ky.	Mullins
Feb. 17, 1990	W 100-89 (ot)	NEW COLISEUM	Mullins
Mar. 3, 1990	W 91-67	Birmingham, Ala. (SBCT)	Mullins
Feb. 9, 1991	L 97-104	Bowling Green, Ky.	Mullins
Feb. 14, 1991	W 91-77	NEW COLISEUM	Mullins
Jan. 8, 2015	L 66-74	Bowling Green, Ky.	Odom
Mar. 5, 2015	L 84-88 (ot)	HALTON ARENA	Odom
Jan. 23, 2016	W 88-71	HALTON ARENA	Price
Feb. 20, 2016	L 54-59	Bowling Green, Ky.	Price



## 2015-16 Charlotte 49ers Basketball



**#0 RIDELL CAMIDGE**  
*Sophomore Guard*




**#1 BRAXTON OGBUEZE**  
*Redshirt Junior Guard*



**#2 ANDRIEN WHITE**  
*Freshman Guard*



**#3 JON DAVIS**  
*Freshman Guard*



**#5 GAVIN WILSON**  
*Senior Guard*



**#10 CURRAN SCOTT**  
*Freshman Guard*



**#12 LUKAS BERGANG**  
*Freshman Center*



**#15 ANTHONY VANHOOK**  
*Junior Forward*



**#20 CAMERON BLAKLEY**  
*Junior Forward*



**#21 HUDSON PRICE**  
*Junior Guard*



**#22 BERNARD SULLIVAN**  
*Redshirt Senior Forward*



**#25 REID AUBE**  
*Junior Forward*



**#30 MITCH WARNER**  
*Senior Guard*



**#31 BENAS GRICIUNAS**  
*Redshirt Sophomore Center*



**#35 CAMERON PAPPAS**  
*Senior Guard*



**#50 JOSEPH UCHEBO**  
*Senior Center*



**MARK PRICE**  
*Head Coach*



**HOUSTON FANCHER**  
*Assistant Coach*



**CHRIS FERGUSON**  
*Assistant Coach*



**ANDRE GRAY**  
*Assistant Coach*



## Head Coach Mark Price

### First Season

Mark Price became the tenth head coach in Charlotte 49ers history, March 26, 2015. Price was an assistant coach with the Charlotte Hornets for the last two years. Price was recently nominated for the Naismith Basketball Hall of Fame based on his stellar professional and collegiate basketball playing career.

"I'm extremely excited about joining the Charlotte 49ers as the new basketball coach," Price said. "I'm excited to get to know the current players as we move forward and start a new era. I'm looking forward to putting a team on the court that plays an exciting brand of basketball that our students and fans will enjoy watching."

Price spent the last seven years coaching in the NBA. For the last two years, he has been an assistant coach on the Charlotte Hornets staff under head coach Steve Clifford. As a collegiate player at Georgia Tech he helped the Yellow Jackets move from last place to ACC champions. As a player with the Cleveland Cavaliers, he helped the team to seven playoff bids over his final eight years. As a coach in the NBA, he has helped four of his last six teams reach the NBA playoffs.

"We have taken an important step in strengthening our program by welcoming a coach who has experienced incredible success at the collegiate and professional levels. Mark is known as a person who makes those around him better," said UNC Charlotte Chancellor Philip Dubois. "The players will take great inspiration from his personal example, and learn the game from someone with deep knowledge about it."

He played an integral role, for instance, in helping Charlotte Hornets standout Michael Kidd-Gilchrist's well-documented improvement in his shooting percentage. In 2014, Charlotte reached the Eastern Conference playoffs. In 2012, he was a player development coach for the NBA playoff-bound Orlando Magic. He has served as a shooting coach on several NBA coaching staffs (Golden State Warriors in 2011, NBA playoff representative Atlanta Hawks in 2009, 2010 and the Memphis Grizzlies in 2008). While in Atlanta, he helped the Hawks to two of their current seven straight playoff appearances.

"He's experienced basketball at every level. He's taught basketball at every level. And he's shown a pattern of success at every level," said Charlotte 49ers Director of Athletics Judy Rose. "He's eager to bring that same work ethic to our program. He's eager to develop our players. And he's eager to be our head coach."

Price spent the 1999-2000 season as an assistant coach on Bobby Cremins staff at his alma mater, Georgia Tech.

Prior to going into coaching, Price enjoyed a stellar 12-year NBA career. He finished his career as one of the greatest shooters in NBA history; he ranks second on the NBA's all-time career free-throw percentage list (.904) and 29th in three-point field goal percentage (.402). He is also the NBA's all-time leader in playoff free-throw percentage (.944). Price led the NBA in free throw percentage three times during his career and he ranked in the league's top 10 four other times.

Price was the 25th overall pick in the 1986 NBA Draft and played in 772 regular-season games for the Cleveland Cavaliers, Washington Bullets, Golden State Warriors and Orlando Magic. He averaged 15.2 points and 6.7 assists in his career. Price, who played nine seasons for the Cavaliers is second in franchise history for career assists (4,206), was named first-team All-NBA in 1992-93 and third-team All-NBA three times (1988-89, 1991-92 and 1993-94). He played in four NBA All-Star games and captured the 1993 and 1994 NBA three-point shootout titles. Price was also a member of Dream Team II, which won the gold medal at the 1994 FIBA World Championship. The Cleveland Cavaliers have retired his #25 jersey.

Price enjoyed a stellar four-year collegiate career at Georgia Tech. Price is one of four players to ever be named first or second team All-ACC in each of his four seasons. He earned second-team Associated Press (AP) All-American honors in 1985 and third-team AP All-American honors in 1986. In 1985, he was named ACC Tournament MVP after helping lead Georgia Tech to the first ACC Tournament title in school history. Price also led Georgia Tech to its first ACC regular-season title in 1985. During his career at Georgia Tech, the Ramblin' Wreck made two NCAA Tournament appearances. In 1985, Georgia Tech lost to No. 1 Georgetown in the East Regional Finals of the NCAA Tournament. Price has had his #25 jersey retired by Georgia Tech as well.

Price and his wife Laura, have four children: Brittany, Caroline, Hudson and Josh. Price's brother Brent enjoyed a 10-year NBA career.

#### MARK PRICE FILE:

Born: Feb. 15, 1964

Birth Place: Bartlesville, Okla.

Alma Mater:

Georgia Tech, 1986 (Industrial Management)

Family: Wife, Laura;

four children: Brittany, Caroline, Hudson and Josh.

Record at Charlotte: 13 -18

Conference Record at Charlotte: 9-9

Career Record: Same

Career Conference Record: Same

#### Coaching History:

Charlotte Hornets, Assistant Coach, 2014-15

2014 NBA Playoffs

Orlando Magic, Player Development, 2012

2012 NBA Playoffs

Golden State Warriors, Shooting Coach, 2011

Atlanta Hawks, Shooting Coach, 2009-10

2009 and 2010 NBA Playoffs

Memphis Grizzlies, Shooting Coach, 2008

Georgia Tech, Assistant Coach, 1999-00

#### Playing History:

NBA (12-year NBA career), 1986-98:

2nd all-time in FT% (.904)

29th in 3FG% (.402)

Dream Team II

(Gold Medal at 1994 FIBA World Championship)

Cleveland Cavaliers, 1986-95

4-time NBA All-Star

1st team all-NBA in 1993

3rd team all-NBA in 1989, 1992, 1994

Cleveland Cavaliers second place in franchise history for assists

NBA Three-Point Shot Champ in 1993; 1994

First round NBA Draft Pick, (1986, #25 overall)

#25 Jersey Retired

Washington Bullets, 1995-96

Golden State Warriors, 1996-97

Orlando Magic, 1997-98

COLLEGE: Georgia Tech

1st team all-ACC three years; 2nd team as a freshman

2nd team AP all-America in 1985

3rd team AP all-America in 1986

ACC Champs (1985)

ACC Tourney MVP (1985)

Career: .850 FT%





### Houston Fancher

#### Assistant Coach

##### First Season

Houston Fancher is in his first season as an assistant coach with the Charlotte 49ers. Fancher has 12 years' experience as a college head coach including nine years as Appalachian State's head coach.

Fancher brings more than 26 years of collegiate coaching experience to the 49ers coaching staff, including 12 seasons as a head coach at North Greenville College (three years) and Appalachian State (nine years).

Fancher won 181 games in his 12 years as a head coach at North Greenville and at Appalachian State. During his time at Appalachian State, the Mountaineers captured Southern Conference North Division championships in 2003, 2007 and 2008. He earned Southern Conference Coach of the Year honors in 2003. In 2007, he was a finalist for the mid-major national coach of the year award after guiding Appalachian State to a school-record 25 wins, the San Juan Shootout title and a berth in the NIT.

After leaving Appalachian State in 2009, he joined the staff at the University of Tennessee. He worked with head coaches Bruce Pearl and Cuonzo Martin. He was Martin's Director of Basketball Operations from 2011-13. He spent the 2013-14 season as an assistant coach under Buzz Peterson at UNC Wilmington.

Fancher began his collegiate coaching career as an assistant at Division III Maryville (Tenn.) College from 1988-92. He then took over as head coach at North Greenville from 1993-95 before taking a position as an assistant coach at Vanderbilt for the 1995-96 season.

From 1996-2000, Fancher worked as an assistant coach (1996-98) and associate head coach (1998-2000) at Appalachian State.

A native of Newport, Tennessee, he earned an undergraduate degree in Physical Education in 1988 from Middle Tennessee and a Master's Degree in Educational Administration and Supervision from Lincoln Memorial University in 1990.

Fancher and his wife, Cathy, have two sons, Hayden and Ethan and a daughter Cameron.



### Chris Ferguson

#### Assistant Coach

##### First Season

Chris Ferguson is in his first season as an assistant coach with the Charlotte 49ers. Ferguson, who has 28-years of collegiate coaching experience, joins the 49ers coaching staff after spending the last eight years a member of the Oklahoma State coaching staff.

In 2007, Ferguson joined the Oklahoma State coaching staff and he played an integral role in helping Oklahoma State make five trips to the NCAA Tournament in his eight seasons in Stillwater. In 2009, he played an integral role in helping Oklahoma State sign one of the top recruiting classes in the country, which was ranked as high as fourth by HoopScoopOnline.com. He recruited Oklahoma State standouts 2014 NBA Lottery pick Marcus Smart as well as Brooklyn Nets rookie Markel Brown.

Prior to his time at Oklahoma State, Ferguson spent two seasons at East Carolina (2005-07). He was the associate head coach at East Carolina in 2007. Ferguson came to East Carolina after spending eight years as an assistant coach for the Tennessee Volunteers (1997-05). He was part of Jerry Green's staff for the first four years and then the last four years he was part of Buzz Peterson's staff.

He was the associate head coach for his final two years at Tennessee (2003-05).

During his time at Tennessee, the Volunteers made six consecutive postseason tournament appearances including four-consecutive NCAA Tournament appearances (1998-2001). Tennessee advanced to the second round of the NCAA Tournament in 1999 and the Sweet 16 in 2000. The Volunteers also captured two SEC Eastern Division titles and one overall SEC title during his time.

Before his time at Tennessee, Ferguson spent six seasons on Bill Foster's staff at Virginia Tech (1991-97). In 1996, the Hokies went 23-6 and earned a bid to the NCAA Tournament. In 1995, Virginia Tech won a school-record 25 games and captured the NIT title.

Before going to Virginia Tech, he spent four seasons as an assistant coach at Appalachian State. Ferguson first collegiate coaching job was an assistant under Jerry Green at UNC Asheville (1986-87).

Ferguson began his coaching career in 1982, with a four-year stint as an assistant coach at Morganton, North Carolina's Freedom High School.

The Hendersonville, North Carolina native played two years of college basketball at Central Wesleyan (S.C.) College and two years at Cumberland (Ky.) College. He helped both teams earn bids to the NAIA National Tournament. Ferguson earned a bachelor's degree in Physical Education and Health from Cumberland in 1981. Ferguson and his wife Mary, have a family of six: Brian, who is an assistant men's basketball coach at Winthrop, Crystal, Lathon, Torey, Anna and Delaney.



### Andre Gray

#### Assistant Coach

##### First Season

Andre Gray is in his first season as an assistant coach with the Charlotte 49ers. Gray, who has 14 years of college coaching experience, comes to Charlotte after spending last season as an assistant coach at Winston-Salem State. Last season, he helped Winston-Salem State win 18 games and reach the championship game of the CIAA Tournament.

Prior to joining the Winston-Salem State coaching staff, Gray spent three seasons as assistant coach at UNC Wilmington (2011-14) on Buzz Peterson's staff. Gray and fellow Charlotte assistant coach Houston Fancher were on the UNC Wilmington's staff together for the 2013-14 season.

Prior to UNC Wilmington, Gray spent three years (2008-11) as assistant coach at Western Carolina. During his time at Western Carolina, the Catamounts posted three consecutive winning seasons and two Southern Conference North Division titles working


for head coach Larry Hunter. He came to Western Carolina, after spending the 2007-08 season as an assistant coach at Gardner-Webb, which posted a 16-16 record that season including a victory at nationally-ranked Kentucky.

Then, Gray spent four years as an assistant coach at Wingate University (2003-07). During his time at Wingate, the Bulldogs earned bids to the 2006 and 2007 NCAA Division II Tournaments after capturing the South Atlantic Conference (SAC) championship both seasons. In 2007, Wingate advanced to the NCAA Division II Elite Eight, capturing the South Atlantic Region crown.

Gray began his coaching career as the head boys' basketball coach at Clayton Middle School in Clayton, North Carolina. He also served as an assistant coach at J.F. Webb High School in Oxford, N.C before beginning his collegiate coaching experience as an assistant coach for two years at his alma-mater Methodist College. During his time on the Methodist coaching staff, he helped lead the team to a USA South Conference Championship and a 22-6 league record over those two years.

The Elizabethtown, North Carolina native earned a Bachelor's Degree in Physical Education from Methodist College in 1998. Gray played basketball at Methodist from 1995-97. As a senior, he helped Methodist advance to the 1997 Division III Elite Eight. Gray is married to the former Tarius Williams.

# 2015-16 Player Bios



## 0 Ridell Camidge

Guard \* 6-3 \* 188 \* Sophomore

Wilmington, N.C./Cloud County C.C.

**At Charlotte: 2015-16** - Made a big splash in his debut for the 49ers with 18 points on 6-for-7 shooting from the field and 3-for-4 shooting from beyond the three point line against Elon (November 13)...Recorded his second double-figure scoring game of the season with 14 points (connected on four threes) off the bench against Davidson (December 1)...Grabbed a season-high seven rebounds against Campbell (December 9)...Solid game with 10 points (all in the second half) in only 16 minutes of action against Appalachian State (December 19)...Recorded his fourth double-figure scoring game of the season with 11 points to go along with six rebounds against the Citadel (December 29)...Came off the bench knocked down three three-point field goals for nine points to go along with four rebounds and four assists against North Carolina A&T (February 3).

### SEASON/CAREER HIGHS:

#### POINTS

Season: 18 vs. Elon (11/13/15)

#### REBOUNDS

Season: 7 vs. Campbell (12/9/15)

#### ASSISTS

Season: 4 at N. Carolina A&T (2/3/16)

#### STEALS

Season: 3 vs. Elon (11/13/15)

#### BLOCKED SHOTS

Season: NA

#### FIELD GOALS

Season: 6 vs. Elon (11/13/15)

#### FIELD GOALS ATTEMPTS

Season: 14 vs. Davidson (12/1/15)

#### FREE THROWS

Season: 3, two times

#### FREE THROWS ATTEMPTS

Season: 5 vs. Elon (11/13/15)

#### 3-POINT FIELD GOALS

Season: 4 vs. Davidson (12/1/15)

#### 3-PT FIELD GOALS ATTEMPTS

Season: 9 vs. Davidson (12/1/15)

#### MINUTES PLAYED

Season: 30 vs. Elon (11/13/15)

Opponent	Date	gs	min	Total		3-Pointers		Free throws		Rebounds				pf	a	t/o	blk	stl	pts	avg	
				fg-fga	pct	3fg-fga	pct	ft-fa	pct	off	def	tot	avg								
ELON	11/13/15		30	6-7	.857	3-4	.750	3-5	.600	0	3	3	3.0	3	1	1	0	3	18	18.0	
at East Carolina	11/16/15	*	19	1-7	.143	1-6	.167	2-2	1.000	0	2	2	2.5	2	1	2	0	0	5	11.5	
FURMAN	11/19/15	*	17	0-3	.000	0-2	.000	0-0	.000	0	0	0	1.7	1	3	2	0	0	0	7.7	
vs Syracuse	11/25/15		13	0-3	.000	0-3	.000	0-0	.000	0	2	2	1.8	2	0	2	0	0	0	5.8	
vs Michigan	11/26/15		17	1-7	.143	1-5	.200	0-0	.000	0	1	1	1.6	2	0	0	0	1	3	5.2	
vs Washington	11/27/15		8	0-2	.000	0-1	.000	0-0	.000	1	0	1	1.5	0	0	0	0	1	0	4.3	
DAVIDSON	12/01/15		22	5-14	.357	4-9	.444	0-0	.000	1	3	4	1.9	3	1	1	0	0	14	5.7	
at #21 Miami	12/05/15		18	0-3	.000	0-2	.000	0-0	.000	0	0	0	1.6	1	2	2	0	0	0	5.0	
CAMPBELL	12/09/15		15	1-7	.143	1-6	.167	0-0	.000	1	6	7	2.2	1	0	0	0	0	3	4.8	
at Appalachian State	12/19/15	*	16	4-7	.571	2-4	.500	0-0	.000	0	1	1	2.1	4	0	1	0	1	10	5.3	
GEORGETOWN	12/22/15	*	21	1-7	.143	0-3	.000	0-0	.000	0	1	1	2.0	0	1	0	0	0	2	5.0	
CITADEL	12/29/15	*	24	5-12	.417	1-5	.200	0-1	.000	3	3	6	2.3	1	1	3	0	0	11	5.5	
at Old Dominion	01/02/16	*	16	1-4	.250	0-3	.000	0-0	.000	0	1	1	2.2	2	0	1	0	0	2	5.2	
at Southern Miss	01/07/16		18	1-3	.333	1-3	.333	0-2	.000	1	2	3	2.3	1	1	1	0	0	3	5.1	
at LA Tech	01/09/16		2	0-1	.000	0-1	.000	0-2	.000	0	0	0	2.1	0	0	0	0	0	0	4.7	
MIDDLE TENNESSEE	01/14/16		17	1-3	.333	1-3	.333	0-0	.000	0	1	1	2.1	1	1	1	0	0	3	4.6	
UAB	01/16/16		8	0-3	.000	0-2	.000	0-0	.000	0	0	0	1.9	0	0	0	0	0	0	4.4	
WKU	01/23/16		2	2-2	1.000	1-1	1.000	0-0	.000	1	0	1	1.9	0	0	1	0	0	5	4.4	
at Florida Atlantic	01/30/16		18	3-6	.500	2-5	.400	0-0	.000	0	2	2	1.9	1	0	1	0	0	8	4.6	
at North Carolina A&T	02/03/16		21	3-7	.429	3-7	.429	0-0	.000	1	3	4	2.0	2	4	3	0	1	9	4.8	
OLD DOMINION	02/06/16		5	0-1	.000	0-1	.000	0-0	.000	0	1	1	2.0	1	0	1	0	0	0	4.6	
RICE	02/11/16		12	0-2	.000	0-2	.000	0-0	.000	0	1	1	1.9	0	1	0	0	0	0	4.4	
NORTH TEXAS	02/13/16		12	1-5	.200	1-5	.200	3-4	.750	0	3	3	2.0	2	0	0	0	0	6	4.4	
at Marshall	02/18/16		25	2-10	.200	1-5	.200	0-0	.000	0	3	3	2.0	0	3	2	0	0	5	4.5	
at WKU	02/20/16		3	0-0	.000	0-0	.000	0-0	.000	0	1	1	2.0	1	1	0	0	0	0	4.3	
at Rice	03/03/16		11	0-4	.000	0-3	.000	1-2	.500	0	3	3	2.0	0	1	0	0	0	1	4.2	
at North Texas	3/5/16		7	2-4	.500	1-3	.333	0-0	.000	0	2	2	2.0	0	0	0	0	0	5	4.2	
Totals			6	397	40-134	.299	24-94	.255	9-18	.500	9	45	54	2.0	31	22	25	0	7	113	4.2

### CAREER STATS

Season	gp-gs	min/avg	fg-fga	pct	fg-fga	pct	ft-fa	pct	off	def	tot	avg	pf	fo	ast	to	blk	stl	pts	avg
2015-16	27-6	397/14.7	40-134	.299	24-94	.255	9-18	.500	9	45	54	2.0	31	0	22	25	0	7	113	4.2
TOTAL	27-6	397/14.7	40-134	.299	24-94	.255	9-18	.500	9	45	54	2.0	31	0	22	25	0	7	113	4.2

### CAREER CONFERENCE STATS

		Total		3-Point		F-Throws		Rebounds											Scoring	
Season	gp-gs	min/avg	fg-fga	pct	fg-fga	pct	ft-fa	pct	off	def	tot	avg	pf	fo	ast	to	blk	stl	pts	avg
2015-16	14-1	156/11.1	13-48	.271	8-37	.216	4-10	.400	2	20	22	1.6	9	0	8	8	0	0	38	2.7
TOTAL	14-1	156/11.1	13-48	.271	8-37	.216	4-10	.400	2	20	22	1.6	9	0	8	8	0	0	38	2.7



# 1 Braxton Ogbueze

Guard \* 6-1 \* 187 \* Redshirt Junior

Charlotte, N.C./United Faith/University of Florida

**At Charlotte: 2015-16** - Recorded his first career 30-point scoring game with 30 points including connecting on eight three-point field goals to go along with seven rebounds at Rice (March 3)...Has started 62 of the 63 games he has played in at Charlotte...Nine games this season connecting on at least five three-point field goals and has connected on at least one three-point field goal in 29 games this season...Recorded his fourth career 20-point scoring game with 25 points (7-for-7 on three-point field goal attempts) in the 49ers road win at Appalachian State (December 19)...Recorded his third career 20-point scoring game with 24 points (connecting on a career-high tying five three-point field goals) against Campbell (December 9)...Recorded his first double-figure scoring game with 17 points on the road at East Carolina (November 16)...Recorded his second double-figure scoring game of the season with 15 points against Syracuse (November 25)...Scored 18 points including connecting on five threes with six rebounds against Georgetown (December 22)...Solid all-around game at Southern Miss (January 7) with 17 points and six assists...Connected on six threes in 22-point scoring performance at Louisiana Tech (January 9)...Connected on four threes en route to 19 points against Middle Tennessee (January 14) and WKU (January 23)...Connected on five threes for 15 points at FIU (January 28)...Connected on five threes while scoring 15 points all in the second half at Florida Atlantic (January 30)...Connected on five threes while scoring 20 points against Rice (February 11)...Connected on five threes for 19 points with six assists and five rebounds against North Texas (February 13)...Solid all-around game with 24 points, five rebounds and four assists vs. UTEP (February 27)...Named College Sports Madness Conference USA Player of the Week (February 29) after averaging 20.5 points, four assists and four rebounds in 49ers wins over UTSA and UTEP...Has had 11 games with at least four assists.

## SEASON/CAREER HIGHS: POINTS

Season: 30 at Rice (3/3/16)

Career: 30 at Rice (3/3/16)

## REBOUNDS

Season: 7 at Rice (3/3/16)

Career: 7, two times

## ASSISTS

Season: 6, three times

Career: 6, three times

## STEALS

Season: 2, two times

Career: 5 vs. Appalachian St. (12/18/14)

## BLOCKED SHOTS

Season: 1, two times

Career: 1, three times

## FIELD GOALS

Season: 10 at Rice (3/3/16)

Career: 11 vs. Ge. Washington (12/7/14)

## FIELD GOALS ATTEMPTS

Season: 19 at La. Tech (1/9/16)

Career: 19 at La. Tech (1/9/16)

## FREE THROWS

Season: 7 vs. Middle Tenn. (1/14/16)

Career: 11 vs. Penn State (11/20/14)

## FREE THROWS ATTEMPTS

Season: 9 vs. Middle Tenn. (1/14/16)

Career: 11 vs. Penn State (11/20/14)

## 3-POINT FIELD GOALS

Season: 8 at Rice (3/3/16)

Career: 8 at Rice (3/3/16)

## 3-PT FIELD GOALS ATTEMPTS

Season: 14 at Rice (3/3/16)

Career: 14 at Rice (3/3/16)

## MINUTES PLAYED

Season: 49 vs. UTSA (2/25/16)

Career: 49 vs. UTSA (2/25/16)

Opponent	Date	gs	min	Total		3-Pointers		Free throws		Rebounds				pf	a	t/o	blk	stl	pts	avg	
				fg-fga	pct	3fg-fga	pct	ft-fa	pct	off	def	tot	avg								
ELON	11/13/15	*	26	3-13	.231	1-2	.500	2-3	.667	1	0	1	1.0	1	2	0	0	1	9	9.0	
at East Carolina	11/16/15	*	34	6-12	.500	5-9	.556	0-1	.000	0	0	0	0.5	1	4	2	0	0	17	13.0	
FURMAN	11/19/15	*	34	3-7	.429	2-5	.400	1-1	1.000	0	0	0	0.3	3	1	2	0	0	9	11.7	
vs Syracuse	11/25/15	*	31	5-13	.385	2-8	.250	3-3	1.000	3	1	4	1.3	1	2	1	0	0	15	12.5	
vs Michigan	11/26/15	*	30	1-7	.143	1-5	.200	2-2	1.000	0	1	1	1.2	1	1	1	0	0	5	11.0	
vs Washington	11/27/15	*	25	1-8	.125	1-7	.143	0-0	.000	1	1	2	1.3	3	2	2	0	1	3	9.7	
DAVIDSON	12/01/15	*	15	0-4	.000	0-2	.000	0-0	.000	1	0	1	1.3	0	1	0	0	0	0	8.3	
at #21 Miami	12/05/15	*	24	2-9	.222	1-6	.167	0-0	.000	0	1	1	1.3	1	0	0	0	0	5	7.9	
CAMPBELL	12/09/15	*	34	9-14	.643	5-10	.500	1-1	1.000	0	1	1	1.2	0	0	1	0	0	24	9.7	
at Appalachian State	12/19/15	*	38	8-12	.667	7-7	1.000	2-4	.500	1	1	2	1.3	1	2	1	0	0	25	11.2	
GEORGETOWN	12/22/15	*	32	5-10	.500	5-8	.625	3-6	.500	1	5	6	1.7	3	1	1	0	0	18	11.8	
CITADEL	12/29/15	*	30	2-6	.333	0-3	.000	5-6	.833	0	4	4	1.9	2	6	1	0	1	9	11.6	
at Old Dominion	01/02/16	*	31	2-7	.286	2-6	.333	0-0	.000	0	1	1	1.8	4	4	0	0	0	6	11.2	
at Southern Miss	01/07/16	*	40	4-10	.400	3-8	.375	6-8	.750	0	1	1	1.8	1	6	1	0	1	17	11.6	
at LA Tech	01/09/16	*	41	8-19	.421	6-13	.462	0-0	.000	0	2	2	1.8	1	2	1	0	0	22	12.3	
MIDDLE TENNESSEE	01/14/16	*	39	4-9	.444	4-7	.571	7-9	.778	0	2	2	1.8	0	3	0	0	1	19	12.7	
UAB	01/16/16	*	38	3-11	.273	1-6	.167	2-2	1.000	1	2	3	1.9	1	0	0	0	1	9	12.5	
MARSHALL	01/21/16	*	30	2-11	.182	1-5	.200	0-0	.000	0	2	2	1.9	2	2	2	0	2	5	12.1	
WKU	01/23/16	*	39	7-12	.583	4-8	.500	1-1	1.000	0	1	1	1.8	1	2	0	0	1	19	12.4	
at FIU	01/28/16	*	40	5-13	.385	5-9	.556	0-0	.000	1	0	1	1.8	1	4	1	0	1	15	12.6	
at Florida Atlantic	01/30/16	*	36	5-9	.556	4-6	.667	1-1	1.000	1	1	2	1.8	0	3	2	0	1	15	12.7	
at North Carolina A&T	02/03/16	*	24	4-8	.500	4-8	.500	0-0	.000	1	2	3	1.9	3	5	2	0	0	12	12.6	
OLD DOMINION	02/06/16	*	37	6-18	.333	3-10	.300	0-0	.000	0	3	3	1.9	1	3	0	0	0	15	12.7	
RICE	02/11/16	*	37	6-13	.462	5-9	.556	3-4	.750	1	2	3	2.0	1	5	1	1	0	20	13.0	
NORTH TEXAS	02/13/16	*	31	6-11	.545	5-9	.556	2-2	1.000	0	5	5	2.1	1	6	2	1	0	19	13.3	
at Marshall	02/18/16	*	35	4-16	.250	4-12	.333	0-0	.000	0	2	2	2.1	2	2	0	0	0	12	13.2	
at WKU	02/20/16	*	37	3-8	.375	2-5	.400	2-2	1.000	0	2	2	2.1	3	2	2	0	0	10	13.1	
UTSA	02/25/16	*	49	7-14	.500	3-8	.375	0-0	.000	1	2	3	2.1	2	4	3	0	2	17	13.3	
UTEP	02/27/16	*	38	9-17	.529	4-11	.364	2-2	1.000	3	2	5	2.2	3	4	2	0	1	24	13.6	
at Rice	03/03/16	*	38	10-16	.625	8-14	.571	2-2	1.000	0	7	7	2.4	1	2	1	0	0	30	14.2	
at North Texas	3/5/16	*	38	5-14	.357	2-10	.200	2-2	1.000	0	2	2	2.4	1	4	3	0	1	14	14.2	
Totals			30	1051	145-351	.413	100-236	.424	49-62	.790	17	56	73	2.4	46	85	35	2	15	439	14.2

## CAREER STATS

Season	gp-gs	min/avg	Total		3-Point		F-Throws		Rebounds				pf	fo	ast	to	blk	stl	Scoring	
			fg-fga	pct	fg-fga	pct	ft-fa	pct	off	def	tot	avg							pts	avg
2012-13*	23-0	107/4.7	7-22	.318	1-5	.200	4-11	.364	1	12	13	0.6	7	0	7	10	0	4	19	0.8
2014-15	32-32	899/28.1	97-245	.396	49-121	.405	63-76	.829	19	54	73	2.3	55	0	54	37	1	30	306	9.6
2015-16	31-30	1051/33.9	145-351	.413	100-236	.424	49-62	.790	17	56	73	2.4	46	0	85	35	2	15	439	14.2
TOTAL	63-62	1950/31.0	242-596	.406	149-357	.417	112-138	.812	36	110	146	2.3	101	0	139	72	3	45	745	11.8
All*	86-62	2057/23.9	249-618	.403	150-362	.414	116-149	.779	37	122	159	1.8	108	0	146	82	3	49	764	8.9

## CAREER CONFERENCE STATS

Season	gp-gs	min/avg	Total		3-Point		F-Throws		Rebounds				pf	fo	ast	to	blk	stl	Scoring	
			fg-fga	pct	fg-fga	pct	ft-fa	pct	off	def	tot	avg							pts	avg
2012-13*	11-0	39/3.5	2-5	.400	0-0	.000	3-7	.429	0	2	2	0.2	3	0	3	3	0	3	7	0.6
2014-15	18-18	506/28.1	43-124	.347	25-61	.410	29-32	.906	13	31	44	2.4	32	0	30	17	0	15	140	7.8
2015-16	18-18	674/37.4	96-228	.421	66-156	.423	30-35	.857	8	39	47	2.6	26	0	58	21	2	12	288	16.0
TOTAL	36-36	1180/32.8	139-352	.395	91-217	.419	59-67	.881	21	70	91	2.5	58	0	88	38	2	27	428	11.9
All*	47-36	1219/25.9	141-357	.395	91-217	.419	62-74	.838	21	72	93	2.0	61	0	91	41	2	30	435	9.3

\* Statistics from prior team/school

# 2015-16 Player Bios



## 2 Andrien White

Guard \* 6-3 \* 184 \* Freshman

Richmond, Va./Quality Education Academy (N.C.)

**At Charlotte: 2015-16** - Connected on 65 three-point field goals this season (set the record in the first half of the UTEP game) which is the highest single-season total by a freshman in school history (the record was 61 threes by current 49ers radio color analyst Jobey Thomas in 1998-99)...Has had nine games with at least three three-point field goals made...Connected on eight three-point field goals against Old Dominion (January 2) and Marshall (January 21) which is tied for the fourth highest single-game total in school history... Named Conference USA Freshman of the Week (November 23) after averaging 16.5 points and 5.5 rebounds per game in the 49ers games against East Carolina and Furman...Scored 10 points with five rebounds in his college game against Elon...Recorded his first career 20-point scoring game with 21 points including knocking down four three-point field goals to go along with four steals at East

Carolina (November 16)...Followed it up with a 21-point scoring game with the 49ers' first double-double of the season with his first career double-double with 12 points and 11 rebounds and three steals against Furman (November 19)...Named Conference USA Freshman of the Week (January 4) for the second time this season after averaging 23.5 points, three rebounds and 2.5 steals per game while shooting 61.1 percent from three...Recorded his fourth straight double-figure scoring game with 10 points against Syracuse (November 25)...Recorded his fifth double-figure scoring game of the season with 11 points against Washington...Recorded his second career 20-point scoring game with 20 points against the Citadel (December 29), including scoring eight of the 49ers first 10 points in the game...Also recorded a season-high five steals against the Citadel...Recorded his third 20-point scoring game of the season with 27 points including connecting on a team season-high eight three point field goals at Old Dominion (January 2)...Scored 12 points including the 49ers first six points at Southern Miss (January 7)...Recorded his second double-double of the season with 10 points and 11 rebounds to go along with a team-high six assists at Louisiana Tech (January 9)...Against Marshall (January 21), he has one of the most efficient offensive games in school history with a career-high 30 points while connecting on his first eight three-point field goal attempts and finished the game going 8-for-9 from three, to go along with 10 rebounds for his third double-double of the season...Scored the 49ers first nine points of the second half and 11 of the team's first 14 points of the second half as the 49ers rallied from a 10-point halftime deficit for a 29-point victory over Rice (February 11)...Connected on six threes en route to 20 points against Rice (February 11)...Went 4-for-6 on three-point field goals en route to 14 points against North Texas (February 13)...Grabbed eight rebounds with four steals at WKU (February 20)...Scored 22 points (connected on four threes) and grabbed five rebounds vs. UTEP (February 27)...Scored 10 of Charlotte's first 12 points in the 49ers win at Rice (March 3), he finished the game with 12 points and also recorded a season-high tying five steals.

### SEASON/CAREER HIGHS:

#### POINTS

Season: 30 vs. Marshall (1/21/16)

#### REBOUNDS

Season: 11, two times

#### ASSISTS

Season: 6 at Louisiana Tech (1/9/16)

#### STEALS

Season: 5, two times

#### BLOCKED SHOTS

Season: 1, six times

#### FIELD GOALS

Season: 9, two times

#### FIELD GOALS ATTEMPTS

Season: 17 at Marshall (2/18/16)

#### FREE THROWS

Season: 7 vs. UTSA (2/25/16)

#### FREE THROWS ATTEMPTS

Season: 8 vs. UTSA (2/25/16)

#### 3-POINT FIELD GOALS

Season: 8, two times

#### 3-PT FIELD GOALS ATTEMPTS

Season: 12 at Old Dominion (1/2/16)

#### MINUTES PLAYED

Season: 41 at Louisiana Tech (1/9/16)

				Total		3-Pointers		Free throws		Rebounds											
Opponent	Date	gs	min	fg-fga	pct	3fg-fga	pct	ft-fa	pct	off	def	tot	avg	pf	a	t/o	blk	stl	pts	avg	
ELON	11/13/15	*	22	3-7	.429	1-4	.250	3-3	1.000	2	3	5	5.0	1	0	2	1	2	10	10.0	
at East Carolina	11/16/15	*	31	8-13	.615	4-7	.571	1-2	.500	0	0	0	2.5	4	1	1	0	4	21	15.5	
FURMAN	11/19/15	*	30	4-9	.444	0-1	.000	4-5	.800	2	9	11	5.3	3	1	3	0	3	12	14.3	
vs Syracuse	11/25/15	*	33	4-16	.250	2-5	.400	0-0	.000	3	2	5	5.3	3	1	2	0	2	10	13.3	
vs Michigan	11/26/15	*	26	2-7	.286	1-4	.250	4-6	.667	0	3	3	4.8	3	1	1	0	1	9	12.4	
vs Washington	11/27/15	*	18	4-5	.800	2-3	.667	1-1	1.000	0	3	3	4.5	3	2	2	0	1	11	12.2	
DAVIDSON	12/01/15	*	15	2-7	.286	1-3	.333	0-0	.000	0	1	1	4.0	0	0	0	0	0	1	5	11.1
at #21 Miami	12/05/15	*	19	2-9	.222	1-4	.250	1-2	.500	0	3	3	3.9	4	1	1	0	0	6	10.5	
CAMPBELL	12/09/15	*	24	1-6	.167	1-6	.167	2-2	1.000	1	2	3	3.8	2	0	2	0	1	5	9.9	
at Appalachian State	12/19/15		18	0-3	.000	0-1	.000	2-2	1.000	1	1	2	3.6	4	1	2	0	0	2	9.1	
GEORGETOWN	12/22/15		22	3-7	.429	1-4	.250	2-4	.500	0	3	3	3.5	2	1	1	1	1	9	9.1	
CITADEL	12/29/15	*	29	8-13	.615	3-6	.500	1-3	.333	1	1	2	3.4	4	0	1	0	5	20	10.0	
at Old Dominion	01/02/16	*	38	9-15	.600	8-12	.667	1-4	.250	1	3	4	3.5	2	1	4	0	0	27	11.3	
at Southern Miss	01/07/16	*	25	4-10	.400	4-8	.500	0-3	.000	0	2	2	3.4	4	1	0	0	1	12	11.4	
at LA Tech	01/09/16	*	41	4-15	.267	1-10	.100	1-3	.333	2	9	11	3.9	4	6	0	1	1	10	11.3	
MIDDLE TENNESSEE	01/14/16	*	28	3-9	.333	3-6	.500	1-2	.500	0	1	1	3.7	4	2	0	0	1	10	11.2	
UAB	01/16/16	*	31	3-10	.300	2-5	.400	0-0	.000	0	1	1	3.5	5	0	1	0	1	8	11.0	
MARSHALL	01/21/16	*	39	9-12	.750	8-9	.889	4-7	.571	1	9	10	3.9	3	0	2	0	2	30	12.1	
WKU	01/23/16	*	27	1-5	.200	0-4	.000	4-4	1.000	0	0	0	3.7	3	2	1	0	2	6	11.7	
at FIU	01/28/16	*	29	2-6	.333	1-5	.200	3-5	.600	1	3	4	3.7	2	1	2	1	1	8	11.6	
at Florida Atlantic	01/30/16	*	16	0-3	.000	0-1	.000	0-0	.000	0	1	1	3.6	0	2	1	0	2	0	11.0	
at North Carolina A&T	02/03/16	*	25	2-5	.400	1-3	.333	1-1	1.000	0	3	3	3.5	1	2	1	0	2	6	10.8	
OLD DOMINION	02/06/16	*	30	1-6	.167	0-3	.000	0-0	.000	0	3	3	3.5	5	0	0	0	1	2	10.4	
RICE	02/11/16	*	25	7-10	.700	6-8	.750	0-0	.000	0	2	2	3.5	2	3	0	1	1	20	10.8	
NORTH TEXAS	02/13/16	*	26	5-9	.556	4-6	.667	0-0	.000	0	2	2	3.4	2	0	0	0	2	14	10.9	
at Marshall	02/18/16	*	30	7-17	.412	2-7	.286	0-0	.000	1	5	6	3.5	5	1	0	0	0	16	11.1	
at WKU	02/20/16	*	27	2-6	.333	1-3	.333	1-1	1.000	0	8	8	3.7	5	2	3	0	4	6	10.9	
UTSA	02/25/16	*	30	3-8	.375	2-6	.333	7-8	.875	0	2	2	3.6	5	0	4	1	2	15	11.1	
UTEP	02/27/16	*	25	7-12	.583	4-7	.571	4-4	1.000	1	4	5	3.7	2	0	1	0	2	22	11.4	
at Rice	03/03/16	*	33	4-9	.444	1-3	.333	3-3	1.000	1	2	3	3.6	1	0	0	0	5	12	11.5	
at North Texas	3/5/16	*	16	1-5	.200	0-3	.000	0-0	.000	0	0	0	3.5	2	0	0	0	0	2	11.2	
Totals			29	828	115-274	.420	65-157	.414	51-75	.680	18	91	109	3.5	90	32	38	6	51	346	11.2

### CAREER STATS

CAREER STATS			Total		3-Point		F-Throws		Rebounds											Scoring	
Season	gp-gs	min/avg	fg-fga	pct	fg-fga	pct	ft-fa	pct	off	def	tot	avg	pf	fo	ast	to	blk	stl	pts	avg	
2015-16	31-29	828/26.7	115-274	.420	65-157	.414	51-75	.680	18	91	109	3.5	90	5	32	38	6	51	346	11.2	
TOTAL	31-29	828/26.7	115-274	.420	65-157	.414	51-75	.680	18	91	109	3.5	90	5	32	38	6	51	346	11.2	

### CAREER CONFERENCE STATS

			Total		3-Point		F-Throws		Rebounds											Scoring	
Season	gp-gs	min/avg	fg-fga	pct	fg-fga	pct	ft-fa	pct	off	def	tot	avg	pf	fo	ast	to	blk	stl	pts	avg	
2015-16	18-18	516/28.7	72-167	.431	47-106	.443	29-44	.659	8	57	65	3.6	56	5	21	19	4	28	220	12.2	
TOTAL	18-18	516/28.7	72-167	.431	47-106	.443	29-44	.659	8	57	65	3.6	56	5	21	19	4	28	220	12.2	





### 3 Jon Davis

Guard \* 6-2 \* 193 \* Freshman

Upper Marlboro, Md./Hargrave Military Academy

**At Charlotte: 2015-16** - Is the 25th player in school history to record 100 assists in a season...His 145 assists is the second highest single-season total by a freshman in school history...Named Conference USA Freshman of the Week (January 11) after averaging 21 points, 5.5 assists and 2.5 rebounds in the 49ers two Conference USA road games....Earned his second Conference USA Freshman of the Week award (January 25) after averaging 22 points, 6.5 assists and 4.5 rebounds in the 49ers wins over Marshall (January 21) and WKU (January 23)...Solid effort with 14 points and six assists against Washington (November 27)...Had five assists with no turnovers against #21 Miami (December 5)...Scored 19 points (on an efficient 7-for-11 shooting) with five assists, three rebounds and a season-high three steals against Campbell (December 9)...Dished out seven assists against Appalachian State (December 19)...Solid

game with 12 points and six rebounds against Georgetown (December 22)...Scored 17 points to go along with a season-high seven assists, two steals and a blocked shot against the Citadel (December 29)...Scored 18 points (16 of them in the second half) with five assists on the road at Southern Miss (January 7)...Recorded his first career 20-point scoring game with 24 points (including the 49ers final four points in regulation which sent the game to overtime) to go along with six assists at Louisiana Tech (January 9)...Played all 40 minutes against UAB (January 16), he scored 11 points with three rebounds and three assists in the game...Solid all-around game with 21 points (which was his second 20-point scoring game of the season) with seven assists, six rebounds and two steals against Marshall (January 21)...Went 8-for-10 from the field and 4-for-5 from the free throw line against Marshall...Scored 23 points (9-for-12 from the field and 4-for-6 from three) with six assists and two steals against WKU (January 23)...Nearly recorded a triple-double with nine points, seven rebounds and seven assists at FIU (January 28)...Scored 17 points with 10 assists against Rice (February 11) becoming the first Niner since Derrio Green (14 pts., 10 assists), January 8, 2011, to have a points-assists double-double...Scored 21 points with seven assists while playing all 50 minutes of the 49ers win over UTSA (February 25)...Played all 40 minutes of the UTEP (February 27) game and recorded seven assists with only one turnover...Has had 18 games with at least five assists.

#### SEASON/CAREER HIGHS:

##### POINTS

Season: 24 at Louisiana Tech (1/9/16)

##### REBOUNDS

Season: 7 at FIU (1/28/16)

##### ASSISTS

Season: 10 vs. Rice (2/11/16)

##### STEALS

Season: 3 vs. Campbell (12/9/15)

##### BLOCKED SHOTS

Season: 2 vs. ODU (2/6/16)

##### FIELD GOALS

Season: 9, two times

##### FIELD GOALS ATTEMPTS

Season: 19 at Louisiana Tech (1/9/16)

##### FREE THROWS

Season: 8 vs. ODU (2/6/16)

##### FREE THROWS ATTEMPTS

Season: 10 vs. ODU (2/6/16)

##### 3-POINT FIELD GOALS

Season: 4 vs. WKU (1/23/16)

##### 3-PT FIELD GOALS ATTEMPTS

Season: 8 vs. UTSA (2/25/16)

##### MINUTES PLAYED

Season: 50 vs. UTSA (2/25/16)

				Total		3-Pointers		Free throws		Rebounds											
Opponent	Date	gs	min	fg-fga	pct	3fg-fga	pct	ft-fa	pct	off	def	tot	avg	pf	a	t/o	blk	stl	pts	avg	
ELON	11/13/15	*	24	4-9	.444	1-2	.500	0-0	.000	0	2	2	2.0	2	2	1	1	0	9	9.0	
at East Carolina	11/16/15		27	1-4	.250	0-2	.000	0-0	.000	1	1	2	2.0	2	2	1	0	0	2	5.5	
FURMAN	11/19/15		23	1-5	.200	0-1	.000	1-2	.500	0	1	1	1.7	1	0	3	0	2	3	4.7	
vs Syracuse	11/25/15	*	32	3-7	.429	1-2	.500	2-2	1.000	1	5	6	2.8	3	4	0	0	2	9	5.8	
vs Michigan	11/26/15	*	24	2-6	.333	1-2	.500	1-2	.500	0	1	1	2.4	1	2	3	0	0	6	5.8	
vs Washington	11/27/15	*	28	5-14	.357	2-3	.667	2-2	1.000	0	2	2	2.3	5	6	2	0	1	14	7.2	
DAVIDSON	12/01/15	*	18	1-5	.200	1-2	.500	1-4	.250	0	2	2	2.3	2	2	1	0	2	4	6.7	
at #21 Miami	12/05/15	*	22	1-4	.250	0-2	.000	0-0	.000	1	1	2	2.3	1	5	0	0	1	2	6.1	
CAMPBELL	12/09/15		36	7-11	.636	0-1	.000	5-7	.714	0	3	3	2.3	2	5	4	1	3	19	7.6	
at Appalachian State	12/19/15	*	28	1-9	.111	0-2	.000	0-0	.000	0	3	3	2.4	4	7	1	0	2	2	7.0	
GEORGETOWN	12/22/15	*	35	5-14	.357	1-2	.500	1-2	.500	1	5	6	2.7	1	3	1	0	0	12	7.5	
CITADEL	12/29/15	*	36	5-9	.556	1-2	.500	6-8	.750	0	1	1	2.6	3	7	4	1	2	17	8.3	
at Old Dominion	01/02/16	*	30	2-11	.182	0-2	.000	1-2	.500	1	1	2	2.5	3	6	1	0	0	5	8.0	
at Southern Miss	01/07/16	*	28	6-9	.667	1-3	.333	5-7	.714	0	1	1	2.4	2	5	2	0	1	18	8.7	
at LA Tech	01/09/16	*	39	9-19	.474	2-5	.400	4-6	.667	2	2	4	2.5	4	6	5	0	1	24	9.7	
MIDDLE TENNESSEE	01/14/16	*	28	5-12	.417	2-4	.500	1-2	.500	1	1	2	2.5	4	5	3	0	1	13	9.9	
UAB	01/16/16	*	40	4-9	.444	0-2	.000	3-4	.750	0	3	3	2.5	1	3	3	0	0	11	10.0	
MARSHALL	01/21/16	*	34	8-10	.800	1-1	1.000	4-5	.800	0	6	6	2.7	4	7	2	0	2	21	10.6	
WKU	01/23/16	*	38	9-12	.750	4-6	.667	1-1	1.000	0	3	3	2.7	0	6	2	1	2	23	11.3	
at FIU	01/28/16	*	37	3-13	.231	1-2	.500	2-3	.667	2	5	7	3.0	3	7	1	0	1	9	11.2	
at Florida Atlantic	01/30/16	*	30	3-8	.375	1-1	1.000	2-6	.333	2	1	3	3.0	3	3	5	0	1	9	11.0	
at North Carolina A&T	02/03/16	*	29	5-9	.556	1-3	.333	1-1	1.000	0	3	3	3.0	0	5	2	0	2	12	11.1	
OLD DOMINION	02/06/16	*	40	3-11	.273	1-4	.250	8-10	.800	4	1	5	3.0	2	5	4	2	1	15	11.3	
RICE	02/11/16	*	37	7-11	.636	1-3	.333	2-2	1.000	1	4	5	3.1	1	10	4	0	2	17	11.5	
NORTH TEXAS	02/13/16	*	29	2-3	.667	1-2	.500	4-5	.800	0	1	1	3.0	3	4	1	0	0	9	11.4	
at Marshall	02/18/16	*	22	3-5	.600	0-0	.000	1-2	.500	1	0	1	3.0	3	2	4	1	1	7	11.2	
at WKU	02/20/16	*	37	5-8	.625	1-2	.500	1-1	1.000	0	0	0	2.9	0	3	8	0	1	12	11.3	
UTSA	02/25/16	*	50	7-15	.467	3-8	.375	4-4	1.000	1	2	3	2.9	3	7	3	0	0	21	11.6	
UTEP	02/27/16	*	40	3-11	.273	0-2	.000	3-4	.750	0	6	6	3.0	1	7	1	0	0	9	11.5	
at Rice	03/03/16	*	29	0-3	.000	0-1	.000	4-4	1.000	0	1	1	2.9	3	6	3	0	2	4	11.3	
at North Texas	3/5/16	*	35	4-9	.444	0-1	.000	1-2	.500	1	1	2	2.9	1	3	3	0	0	9	11.2	
Totals			28	985	124-285	.435	28-75	.373	71-100	.710	20	69	89	2.9	68	145	78	7	33	347	11.2

#### CAREER STATS

Season			Total		3-Point		F-Throws		Rebounds				Scoring							
gp-gs	min/avg		fg-fga	pct	fg-fga	pct	ft-fa	pct	off	def	tot	avg	pf	fo	ast	to	blk	stl	pts	avg
2015-16	31-28	985/31.8	124-285	.435	28-75	.373	71-100	.710	20	69	89	2.9	68	1	145	78	7	33	347	11.2
TOTAL	31-28	985/31.8	124-285	.435	28-75	.373	71-100	.710	20	69	89	2.9	68	1	145	78	7	33	347	11.2

#### CAREER CONFERENCE STATS

Season	gp-gs	min/avg	Total		3-Point		F-Throws		Rebounds				Other Stats							Scoring	
			fg-fga	pct	fg-fga	pct	ft-fa	pct	off	def	tot	avg	pf	fo	ast	to	blk	stl	pts	avg	
2015-16	18-18	623/34.6	83-179	.464	19-49	.388	51-70	.729	16	39	55	3.1	41	0	95	55	4	16	236	13.1	
TOTAL	18-18	623/34.6	83-179	.464	19-49	.388	51-70	.729	16	39	55	3.1	41	0	95	55	4	16	236	13.1	

# 2015-16 Player Bios



## 10 Curran Scott

Guard \* 6-4 \* 205 \* Freshman

Edmond, Okla./Edmond Memorial

**At Charlotte: 2015-16** - Has made a team-leading 120 free throws this season which is the third highest single-season total by a freshman in school history...Currently has the highest free throw percentage by a freshman in school history at 83.3%...Scored 30 points (11-for-20 from the field) against UAB (January 16), he became the first Charlotte player since Chris Braswell (who scored 31 points at Massachusetts, January 11, 2012) to score 30 points in a game...First Charlotte freshman since Andre Davis (who scored 32 points vs. Virginia Tech, March 6, 1993) to score 30 points in a game...Came off the bench and scored four points and grabbed four rebounds in his collegiate debut against Elon (November 13)...Recorded his first career and the 49ers' second 20-point scoring game of the season with 21 points off the bench against Furman (went 11-for-11 from the free throw line) (November 19) which

marked the 49ers second 20-point scoring game off the bench since the 2013-14 season...Recorded his second career double-figure scoring game with 10 points off the bench against Davidson (December 1)...Came off the bench and scored nine points with two assists against #21 Miami (December 5)...Made his first career start against Campbell (December 9)...Recorded his second career 20-point scoring game with 20 points with 13 of those coming in the second half against the Citadel (December 29)...Went 7-for-10 from the field against the Citadel...Also had five rebounds and three assists against the Citadel...Came off the bench to score 12 points for his fourth double-figure scoring game of the season at Louisiana Tech (January 9)...Scored 16 points (including 7-for-8 from the line) in a season-high 39 minutes against Middle Tennessee (January 14)...Recorded his fourth straight double-figure scoring game with 18 points including going 12-for-13 from the free throw line with a perfect 8-for-8 in the second half against Marshall (January 21)...Scored 15 points on an efficient 5-for-8 shooting from the field and going 4-for-4 from the line against WKU (January 23)...Solid all-around game with 16 points (10-for-12 from the free throw line) with seven rebounds at Florida Atlantic (January 30)...Scored 16 points (including going 4-for-4 from three) against Rice (February 11)...Scored a team-high 22 points (including connecting on 13 of 15 free throws attempts while making 7 of his 8 free throw attempts in the second overtime) in the 49ers win over UTSA (February 25)...Scored 20 points with three assists at Rice (March 3)...Has had a streak of 19 consecutive free throws made and two streaks of 14 consecutive free throws made this season.

### SEASON/CAREER HIGHS:

#### POINTS

Season: 30 vs. UAB (1/16/16)

#### REBOUNDS

Season: 7 at Florida Atlantic (1/30/16)

#### ASSISTS

Season: 3, five times

#### STEALS

Season: 2, two times

#### BLOCKED SHOTS

Season: 1 vs. Citadel (12/29/15)

#### FIELD GOALS

Season: 11 vs. UAB (1/16/16)

#### FIELD GOALS ATTEMPTS

Season: 20 vs. UAB (1/16/16)

#### FREE THROWS

Season: 13 vs. UTSA (2/25/16)

#### FREE THROWS ATTEMPTS

Season: 15 vs. UTSA (2/25/16)

#### 3-POINT FIELD GOALS

Season: 4 vs. Rice (2/11/16)

#### 3-PT FIELD GOALS ATTEMPTS

Season: 6 vs. UAB (1/16/16)

#### MINUTES PLAYED

Season: 39, two times

Opponent	Date	gs	min	fg-fga	pct	3fg-fga	pct	ft-fa	pct	off	def	tot	avg	pf	a	t/o	blk	stl	pts	avg
ELON	11/13/15	19	1-4	.250	0-2	.000	2-3	.667	0	4	4	4.0	0	1	0	0	0	4	4.0	
at East Carolina	11/16/15	11	0-2	.000	0-1	.000	0-0	.000	1	0	1	2.5	4	0	3	0	1	0	2.0	
FURMAN	11/19/15	21	4-8	.500	2-2	1.000	11-11	1.000	1	3	4	3.0	1	1	0	0	0	21	8.3	
vs Syracuse	11/25/15	10	0-2	.000	0-1	.000	1-2	.500	0	1	1	2.5	1	1	2	0	1	1	6.5	
vs Michigan	11/26/15	16	2-7	.286	0-0	.000	2-2	1.000	0	1	1	2.2	0	1	0	0	1	6	6.4	
vs Washington	11/27/15	18	3-8	.375	1-1	1.000	1-2	.500	0	0	0	1.8	4	0	0	0	1	8	6.7	
DAVIDSON	12/01/15	18	2-4	.500	0-1	.000	6-7	.857	0	3	3	2.0	2	1	2	0	1	10	7.1	
at #21 Miami	12/05/15	27	2-5	.400	0-2	.000	5-8	.625	0	1	1	1.9	1	2	1	0	0	9	7.4	
CAMPBELL	12/09/15	* 27	2-7	.286	0-1	.000	2-2	1.000	1	2	3	2.0	3	0	2	0	0	6	7.2	
at Appalachian State	12/19/15	15	2-4	.500	0-1	.000	0-0	.000	0	2	2	2.0	2	0	1	0	0	4	6.9	
GEORGETOWN	12/22/15	11	0-1	.000	0-0	.000	0-0	.000	0	1	1	1.9	1	0	1	0	0	0	6.3	
CITADEL	12/29/15	28	7-10	.700	0-0	.000	6-10	.600	0	5	5	2.2	3	3	2	1	1	20	7.4	
at Old Dominion	01/02/16	14	1-2	.500	0-0	.000	0-0	.000	1	1	2	2.2	1	0	1	0	0	2	7.0	
at Southern Miss	01/07/16	13	1-3	.333	0-1	.000	0-0	.000	1	1	2	2.1	0	3	0	0	0	2	6.6	
at LA Tech	01/09/16	27	4-9	.444	0-2	.000	4-4	1.000	0	3	3	2.2	5	2	3	0	1	12	7.0	
MIDDLE TENNESSEE	01/14/16	* 39	4-6	.667	1-1	1.000	7-8	.875	0	3	3	2.3	0	2	2	0	1	16	7.6	
UAB	01/16/16	* 37	11-20	.550	3-6	.500	5-7	.714	0	4	4	2.4	1	0	1	0	0	30	8.9	
MARSHALL	01/21/16	* 36	3-7	.429	0-0	.000	12-13	.923	0	0	0	2.2	1	0	1	0	0	18	9.4	
WKU	01/23/16	* 29	5-8	.625	1-3	.333	4-4	1.000	0	2	2	2.2	3	2	1	0	0	15	9.7	
at FIU	01/28/16	* 23	2-7	.286	0-2	.000	3-4	.750	1	0	1	2.2	2	1	2	0	1	7	9.6	
at Florida Atlantic	01/30/16	* 35	3-7	.429	0-1	.000	10-12	.833	2	5	7	2.4	4	1	2	0	0	16	9.9	
at North Carolina A&T	02/03/16	* 23	2-3	.667	2-3	.667	2-2	1.000	0	3	3	2.4	3	0	5	0	0	8	9.8	
OLD DOMINION	02/06/16	* 39	5-9	.556	1-3	.333	4-4	1.000	0	2	2	2.4	2	1	2	0	1	15	10.0	
RICE	02/11/16	* 22	5-8	.625	4-4	1.000	2-2	1.000	0	1	1	2.3	2	2	2	0	1	16	10.3	
NORTH TEXAS	02/13/16	* 31	4-6	.667	2-2	1.000	5-6	.833	1	2	3	2.4	0	3	4	0	2	15	10.4	
at Marshall	02/18/16	* 22	2-7	.286	0-2	.000	4-6	.667	2	2	4	2.4	3	0	3	0	0	8	10.3	
at WKU	02/20/16	11	0-2	.000	0-0	.000	0-0	.000	0	1	1	2.4	4	1	3	0	0	0	10.0	
UTSA	02/25/16	* 34	4-8	.500	1-1	1.000	13-15	.867	0	2	2	2.4	3	0	0	0	2	22	10.4	
UTEP	02/27/16	* 32	4-10	.400	2-3	.667	2-2	1.000	0	2	2	2.3	4	3	1	0	0	12	10.4	
at Rice	03/03/16	* 34	8-15	.533	2-4	.500	2-2	1.000	0	3	3	2.4	0	3	2	0	1	20	10.8	
at North Texas	3/5/16	* 30	2-8	.250	1-2	.500	5-6	.833	0	2	2	2.4	5	2	2	0	0	10	10.7	
Totals		16	752	95-207	.459	23-52	.442	120-144	.833	11	62	73	2.4	65	35	52	1	16	333	10.7

### CAREER STATS

Season	gp-gs	min/avg	Total fg-fga	pct	3-Point fg-fga	pct	F-Throws ft-fa	pct	Rebounds off	def	tot	avg	pf	fo	ast	to	blk	stl	Scoring pts	avg
2015-16	31-16	752/24.3	95-207	.459	23-52	.442	120-144	.833	11	62	73	2.4	65	2	35	52	1	16	333	10.7
TOTAL	31-16	752/24.3	95-207	.459	23-52	.442	120-144	.833	11	62	73	2.4	65	2	35	52	1	16	333	10.7

### CAREER CONFERENCE STATS

Season	gp-gs	min/avg	Total fg-fga	pct	3-Point fg-fga	pct	F-Throws ft-fa	pct	Rebounds off	def	tot	avg	pf	fo	ast	to	blk	stl	Scoring pts	avg
2015-16	18-14	508/28.2	68-142	.479	18-37	.486	82-95	.863	8	36	44	2.4	40	2	26	32	0	10	236	13.1
TOTAL	18-14	508/28.2	68-142	.479	18-37	.486	82-95	.863	8	36	44	2.4	40	2	26	32	0	10	236	13.1



## 15 Anthony Vanhook

Forward \* 6-4 \* 216 \* Junior

Chapel Hill, N.C./Cape Fear C.C.

**At Charlotte: 2015-16** - Nearly recorded a triple-double with 10 points, eight assists and seven rebounds at East Carolina (November 16)...Did not play in the Furman game (November 19) due to a concussion...Had five assists against Washington (November 27)...Recorded his second career double-figure scoring game with 10 points at #21 Miami (December 5)...Has had three games with at least four assists after dishing out four assists against Davidson (December 1)...Solid game with season-high 14 points and a season-high eight rebounds off the bench at Appalachian State (December 19)...Missed the Citadel game (December 29) due to sickness...Best game of his 49ers career with 16 points (including 2-for-2 from three) with seven rebounds and three assists at Southern Miss (January 7)...Missed the Middle Tennessee (January 14) and UAB (January 16) games due to an ankle injury...Returned to the 49ers

lineup against Marshall (January 21) where he tallied four assists with five points in 22 minutes off the bench...Scored 13 points with seven assists off the bench at North Carolina A&T (February 3)...Was a perfect 6-for-6 from the field en route to scoring 12 points while dishing out four assists against North Texas (February 13)...Solid all-around game with 15 points, eight rebounds and five assists with two steals against UTSA (February 25)...Made a huge block with 2:39 left in the second half which preserved the 49ers six point lead in the 49ers win over UTEP (February 27)...Tallied his sixth double-figure scoring game off the bench with 14 points to go along with six rebounds at North Texas (March 5)...Recorded his Has had 14 games this season with at least three assists.

### SEASON/CAREER HIGHS:

#### POINTS

Season: 16 at Southern Miss (1/7/16)

#### REBOUNDS

Season: 8, two times

#### ASSISTS

Season: 8 at East Carolina (11/16/15)

#### STEALS

Season: 3 at N.C. A&T (2/3/16)

#### BLOCKED SHOTS

Season: 2, three times

#### FIELD GOALS

Season: 7 at Southern Miss (1/7/16)

#### FIELD GOALS ATTEMPTS

Season: 10, four times

#### FREE THROWS

Season: 5 vs. UTSA (2/25/16)

#### FREE THROWS ATTEMPTS

Season: 7 vs. Elon (11/13/15)

#### 3-POINT FIELD GOALS

Season: 2 at Southern Miss (1/7/16)

#### 3-PT FIELD GOALS ATTEMPTS

Season: 2 at Southern Miss (1/7/16)

#### MINUTES PLAYED

Season: 44 vs. UTSA (2/25/16)

Opponent	Date	gs	min	Total		3-Pointers		Free throws		Rebounds				pf	a	t/o	blk	stl	pts	avg	
				fg-fga	pct	3fg-fga	pct	ft-fa	pct	off	def	tot	avg								
ELON	11/13/15	*	22	2-4	.500	0-0	.000	3-7	.429	0	6	6	6.0	3	1	1	0	1	7	7.0	
at East Carolina	11/16/15		33	3-10	.300	0-1	.000	4-4	1.000	5	2	7	6.5	1	8	1	2	1	10	8.5	
vs Syracuse	11/25/15		20	3-5	.600	0-0	.000	1-3	.333	2	2	4	5.7	3	2	0	0	1	7	8.0	
vs Michigan	11/26/15		16	0-4	.000	0-0	.000	0-0	.000	2	0	2	4.8	3	1	1	0	0	0	6.0	
vs Washington	11/27/15		25	3-5	.600	0-0	.000	1-3	.333	0	2	2	4.2	2	5	3	1	1	7	6.2	
DAVIDSON	12/01/15		24	1-3	.333	0-0	.000	4-4	1.000	2	1	3	4.0	3	4	3	0	1	6	6.2	
at #21 Miami	12/05/15	*	27	5-10	.500	0-1	.000	0-0	.000	1	1	2	3.7	4	0	0	0	1	10	6.7	
CAMPBELL	12/09/15		12	0-5	.000	0-0	.000	0-0	.000	1	0	1	3.4	3	1	1	0	0	0	5.9	
at Appalachian State	12/19/15		25	5-8	.625	0-0	.000	4-6	.667	2	6	8	3.9	0	3	0	0	0	14	6.8	
GEORGETOWN	12/22/15	*	18	2-5	.400	0-0	.000	0-0	.000	1	1	2	3.7	4	2	1	0	1	4	6.5	
at Old Dominion	01/02/16		23	3-7	.429	0-0	.000	0-1	.000	2	2	4	3.7	0	0	2	0	1	6	6.5	
at Southern Miss	01/07/16	*	33	7-8	.875	2-2	1.000	0-0	.000	1	6	7	4.0	3	3	0	1	0	16	7.3	
at LA Tech	01/09/16	*	21	2-5	.400	0-1	.000	0-0	.000	3	3	6	4.2	2	2	1	0	1	4	7.0	
MARSHALL	01/21/16		22	2-5	.400	0-0	.000	1-2	.500	1	1	2	4.0	3	4	1	0	1	5	6.9	
WKU	01/23/16		22	1-4	.250	0-0	.000	0-0	.000	3	2	5	4.1	2	3	1	0	2	2	6.5	
at FIU	01/28/16		31	3-7	.429	0-0	.000	0-0	.000	1	3	4	4.1	1	3	2	0	0	6	6.5	
at Florida Atlantic	01/30/16		21	2-4	.500	0-0	.000	0-0	.000	1	2	3	4.0	4	2	2	0	0	4	6.4	
at North Carolina A&T	02/03/16		29	5-10	.500	0-0	.000	3-3	1.000	2	1	3	3.9	0	7	1	0	3	13	6.7	
OLD DOMINION	02/06/16		31	2-4	.500	0-0	.000	0-0	.000	2	1	3	3.9	2	2	1	0	1	4	6.6	
RICE	02/11/16		20	4-6	.667	0-0	.000	0-0	.000	0	4	4	3.9	2	1	1	2	0	8	6.7	
NORTH TEXAS	02/13/16		19	6-6	1.000	0-0	.000	0-0	.000	0	2	2	3.8	3	4	0	0	0	12	6.9	
at Marshall	02/18/16		22	3-9	.333	0-0	.000	1-2	.500	1	5	6	3.9	4	4	1	0	2	7	6.9	
at WKU	02/20/16	*	31	4-7	.571	0-0	.000	0-0	.000	0	4	4	3.9	4	1	2	0	1	8	7.0	
UTSA	02/25/16		44	5-10	.500	0-0	.000	5-6	.833	3	5	8	4.1	4	5	3	1	2	15	7.3	
UTEP	02/27/16		21	2-3	.667	0-0	.000	2-2	1.000	0	2	2	4.0	3	3	1	2	0	6	7.2	
at Rice	03/03/16		17	2-5	.400	0-0	.000	0-0	.000	3	1	4	4.0	3	5	3	0	1	4	7.1	
at North Texas	3/5/16		30	5-8	.625	0-0	.000	4-6	.667	4	2	6	4.1	3	2	3	0	1	14	7.4	
Totals			6	659	82-167	.491	2-5	.400	33-49	.673	43	67	110	4.1	69	78	36	9	23	199	7.4

### CAREER STATS

CAREER STATS			Total		3-Point		F-Throws		Rebounds											Scoring	
Season	gp-gs	min/avg	fg-fga	pct	fg-fga	pct	ft-fa	pct	off	def	tot	avg	pf	fo	ast	to	blk	stl	pts	avg	
2015-16	27-6	659/24.4	82-167	.491	2-5	.400	33-49	.673	43	67	110	4.1	69	0	78	36	9	23	199	7.4	
TOTAL	27-6	659/24.4	82-167	.491	2-5	.400	33-49	.673	43	67	110	4.1	69	0	78	36	9	23	199	7.4	

### CAREER CONFERENCE STATS

			Total		3-Point		F-Throws		Rebounds											Scoring	
Season	gp-gs	min/avg	fg-fga	pct	fg-fga	pct	ft-fa	pct	off	def	tot	avg	pf	fo	ast	to	blk	stl	pts	avg	
2015-16	16-3	408/25.5	53-98	.541	2-3	.667	13-19	.684	25	45	70	4.4	43	0	44	24	6	13	121	7.6	
TOTAL	16-3	408/25.5	53-98	.541	2-3	.667	13-19	.684	25	45	70	4.4	43	0	44	24	6	13	121	7.6	

## 2015-16 Player Bios



### 20 Cameron Blakley

Forward \* 6-10 \* 219 \* Junior

Auburn, Ga./Apalachee

**At Charlotte: 2015-16** - Saw his first action of the season in the 49ers win over Furman (November 19)...Seen action in ten games playing a season-high nine minutes against Davidson (December 1).

#### CAREER HIGHS:

##### POINTS

Career: 9, two times

##### REBOUNDS

Career: 3 at Elon (11/16/14)

##### ASSISTS

Career: 2, two times

##### STEALS

Career: 1, three times

##### BLOCKED SHOTS

Career: 1, seven times

##### FIELD GOALS

Career: 3, two times

##### FIELD GOALS ATTEMPTS

Career: 5 at Elon (11/16/14)

##### FREE THROWS

Career: 2, two times

##### FREE THROWS ATTEMPTS

Career: 2, five times

##### 3-POINT FIELD GOALS

Career: 3, two times

##### 3-PT FIELD GOALS ATTEMPTS

Career: 4, two times

##### MINUTES PLAYED

Career: 16 vs. Penn State (11/20/14)


Opponent	Date	gs	min	Total		3-Pointers		Free throws		Rebounds				pf	a	t/o	blk	stl	pts	avg
				fg-fga	pct	3fg-fga	pct	ft-fa	pct	off	def	tot	avg							
FURMAN	11/19/15	2		0-1	.000	0-1	.000	0-0	.000	0	0	0	0.0	1	0	0	0	0	0	0.0
vs Michigan	11/26/15	5		0-2	.000	0-1	.000	0-0	.000	0	1	1	0.5	1	0	0	0	1	0	0.0
DAVIDSON	12/01/15	9		0-2	.000	0-1	.000	1-2	.500	1	0	1	0.7	2	0	1	0	0	1	0.3
at #21 Miami	12/05/15	2		0-0	.000	0-0	.000	0-0	.000	0	0	0	0.5	0	0	0	0	0	0	0.3
CITADEL	12/29/15	4		0-0	.000	0-0	.000	0-0	.000	0	0	0	0.4	2	0	1	0	0	0	0.2
UAB	01/16/16	4		0-1	.000	0-1	.000	0-0	.000	0	0	0	0.3	4	0	1	0	0	0	0.2
WKU	01/23/16	1		0-0	.000	0-0	.000	0-0	.000	0	0	0	0.3	2	0	0	1	0	0	0.1
at North Carolina A&T	02/03/16	6		0-2	.000	0-0	.000	1-2	.500	0	0	0	0.3	1	0	0	0	0	1	0.3
RICE	02/11/16	2		0-2	.000	0-2	.000	0-0	.000	0	0	0	0.2	1	0	0	0	0	0	0.2
NORTH TEXAS	02/13/16	1		0-1	.000	0-1	.000	0-0	.000	0	0	0	0.2	2	0	0	0	0	0	0.2
Totals		0	36	0-11	.000	0-7	.000	2-4	.500	1	1	2	0.2	16	0	3	1	1	2	0.2

CAREER STATS			Total		3-Point		F-Throws		Rebounds											Scoring	
Season	gp-gs	min/avg	fg-fga	pct	fg-fga	pct	ft-fa	pct	off	def	tot	avg	pf	fo	ast	to	blk	stl	pts	avg	
2013-14	15-0	47/3.1	0-11	.000	0-7	.000	2-2	1.000	2	5	7	0.5	8	0	1	2	1	0	2	0.1	
2014-15	21-0	149/7.1	16-37	.432	11-29	.379	5-7	.714	3	19	22	1.0	21	0	4	9	5	3	48	2.3	
2015-16	10-0	36/3.6	0-11	.000	0-7	.000	2-4	.500	1	1	2	0.2	16	0	0	3	1	1	2	0.2	
TOTAL	46-0	232/5.0	16-59	.271	11-43	.256	9-13	.692	6	25	31	0.7	45	0	5	14	7	4	52	1.1	

#### CAREER CONFERENCE STATS

			Total		3-Point		F-Throws		Rebounds											Scoring	
Season	gp-gs	min/avg	fg-fga	pct	fg-fga	pct	ft-fa	pct	off	def	tot	avg	pf	fo	ast	to	blk	stl	pts	avg	
2013-14	5-0	11/2.2	0-4	.000	0-3	.000	0-0	.000	1	0	1	0.2	1	0	0	0	0	0	0	0.0	
2014-15	10-0	68/6.8	7-18	.389	4-14	.286	2-3	.667	1	8	9	0.9	9	0	2	4	0	3	20	2.0	
2015-16	4-0	8/2.0	0-4	.000	0-4	.000	0-0	.000	0	0	0	0.0	9	0	0	1	1	0	0	0.0	
TOTAL	19-0	87/4.6	7-26	.269	4-21	.190	2-3	.667	2	8	10	0.5	19	0	2	5	1	3	20	1.1	





## 22 Bernard Sullivan

Forward \* 6-8\* 225 \* Redshirt Senior

Gastonia, N.C./Davidson Day/Clemson University

**At Charlotte: 2015-16** - Decided to end his playing career due to accumulation of concussions...Came off the bench to record his second double-figure scoring game as a Niner against Elon (November 13)...Grabbed eight rebounds against Elon....Recorded his second straight double-figure scoring game with 11 points and grabbed seven rebounds at East Carolina (November 16)...Recorded his third straight double-figure scoring game with 10 points and a career-high four assists in a career-high 31 minutes against Furman (November 19)...Recorded his fourth straight double-figure scoring game with 12 points against Syracuse (November 25)...Scored 14 points, grabbed six rebounds with two blocked shots against Washington (November 27)...Recorded his first career 20-point scoring game with 20 points to go along with seven rebounds against Davidson (December 1)...Recorded his first career double-figure rebounds game with 12 boards against #21 Miami (December 5)...Dished out a career-high five assists at Appalachian State (December 19).

### SEASON/CAREER HIGHS:

#### POINTS

Season: 20 vs. Davidson (12/1/15)

Career: 20 vs. Davidson (12/1/15)

#### REBOUNDS

Season: 12 at #21 Miami (12/5/15)

Career: 12 at #21 Miami (12/5/15)

#### ASSISTS

Season: 5 at Appalachian St. (12/19/15)

Career: 5 at Appalachian St. (12/19/15)

#### STEALS

Season: 2 at Appalachian St. (12/19/15)

Season: 2 at Appalachian St. (12/19/15)

#### BLOCKED SHOTS

Season: 2, two times

Career: 2, two times

#### FIELD GOALS

Season: 8 vs. Davidson (12/1/15)

Career: 8 vs. Davidson (12/1/15)

#### FIELD GOALS ATTEMPTS

Season: 21 vs. Davidson (12/1/15)

Career: 21 vs. Davidson (12/1/15)

#### FREE THROWS

Season: 5 vs. Elon (11/13/15)

Career: 5 vs. Elon (11/13/15)

#### FREE THROWS ATTEMPTS

Season: 9 vs. Elon (11/13/15)

Career: 9 vs. Elon (11/13/15)

#### 3-POINT FIELD GOALS

Career: NA

#### 3-PT FIELD GOALS ATTEMPTS

Season: 2 vs. Washington (11/27/15)

Career: 2 vs. Washington (11/27/15)

#### MINUTES PLAYED

Season: 33 vs. Washington (11/27/15)

Career: 33 vs. Washington (11/27/15)

				Total		3-Pointers		Free throws		Rebounds													
Opponent	Date	gs	min	fg-fga	pct	3fg-fga	pct	ft-fa	pct	off	def	tot	avg	pf	a	t/o	blk	stl	pts	avg			
ELON	11/13/15		27	4-14	.286	0-1	.000	5-9	.556	2	6	8	8.0	3	1	0	1	0	13	13.0			
at East Carolina	11/16/15	*	23	5-8	.625	0-0	.000	1-3	.333	2	5	7	7.5	3	0	0	2	0	11	12.0			
FURMAN	11/19/15	*	31	4-12	.333	0-1	.000	2-3	.667	1	2	3	6.0	3	4	3	1	0	10	11.3			
vs Syracuse	11/25/15	*	27	5-9	.556	0-0	.000	2-3	.667	1	2	3	5.3	2	2	1	1	1	12	11.5			
vs Michigan	11/26/15	*	15	3-6	.500	0-0	.000	0-0	.000	1	0	1	4.4	3	0	2	0	0	6	10.4			
vs Washington	11/27/15	*	33	6-13	.462	0-2	.000	2-7	.286	4	2	6	4.7	3	0	6	2	0	14	11.0			
DAVIDSON	12/01/15	*	24	8-21	.381	0-0	.000	4-4	1.000	4	3	7	5.0	3	0	1	0	0	20	12.3			
at #21 Miami	12/05/15	*	24	1-8	.125	0-0	.000	3-4	.750	5	7	12	5.9	3	2	0	1	0	5	11.4			
CAMPBELL	12/09/15	*	20	3-7	.429	0-0	.000	2-3	.667	1	5	6	5.9	0	2	2	0	0	8	11.0			
at Appalachian State	12/19/15	*	26	3-7	.429	0-0	.000	0-0	.000	1	2	3	5.6	2	5	3	1	2	6	10.5			
Totals		9	250	42-105	.400	0-4	.000	21-36	.583	22	34	56	5.6	25	16	18	9	3	105	10.5			

### CAREER STATS

Season	gp-gs	min/avg	Total		3-Point		F-Throws		Rebounds				pf	fo	ast	to	blk	stl	Scoring	
			fg-fga	pct	fg-fga	pct	ft-fa	pct	off	def	tot	avg							pts	avg
2011-12*	28-0	210/7.5	16-43	.372	0-4	.000	6-13	.462	8	22	30	1.1	25	0	3	14	3	0	38	1.4
2012-13*	28-2	51/1.8	18-40	.450	1-1	1.000	14-20	.700	10	26	36	1.3	25	0	3	9	4	7	51	1.8
2014-15	13-0	175/13.5	24-51	.471	1-2	.500	13-21	.619	13	22	35	2.7	8	0	2	11	3	4	62	4.8
2015-16	10-9	250/25.0	42-105	.400	0-4	.000	21-36	.583	22	34	56	5.6	25	0	16	18	9	3	105	10.5
TOTAL	23-9	425/18.5	66-156	.423	1-6	.167	34-57	.596	35	56	91	4.0	33	0	18	29	12	7	167	7.3

### CAREER CONFERENCE STATS

Season	gp-gs	min/avg	Total		3-Point		F-Throws		Rebounds				pf	fo	ast	to	blk	stl	Scoring	
			fg-fga	pct	fg-fga	pct	ft-fa	pct	off	def	tot	avg							pts	avg
2011-12*	15-0	98/6.5	9-18	.500	0-2	.000	5-9	.556	4	9	13	0.9	13	0	1	5	0	0	23	1.5
2012-13*	16-0	101/6.3	9-16	.563	1-1	1.000	6-10	.600	3	10	13	0.8	12	0	2	5	2	1	25	1.6
2014-15	11-0	138/12.5	21-42	.500	1-1	1.000	7-13	.538	11	15	26	2.4	7	0	0	10	2	4	50	4.5
TOTAL	11-0	138/12.5	21-42	.500	1-1	1.000	7-13	.538	11	15	26	2.4	7	0	0	10	2	4	50	4.5
All*	42-0	337/8.0	39-76	.513	2-4	.500	18-32	.563	18	34	52	1.2	32	0	3	20	4	5	98	2.3

# 2015-16 Player Bios



## 25 Reid Aube

Forward \* 6-6 \* 223 \* Junior

Concord, N.C./Concord

**At Charlotte: 2015-16** - Started his first career game in the 49ers win at Appalachian State (December 19)...Gave the 49ers a spark off the bench with seven minutes of action vs. Elon (November 13)...Came off the bench and grabbed a couple of rebounds against Furman (November 19)...Came off the bench against Syracuse (November 25)...Scored his first basket of the season against Michigan (November 26)...Due to a concussion, he did not play in the Miami and Campbell games and missed the Citadel game due to a foot injury...Connected on two free throws in the final minute of the first half of the FIU game (January 28) giving the 49ers a one point halftime lead and also grabbed four rebounds in only five minutes of action in the game...Scored a career-high eight points (4-for-4 from the field) with three rebounds off the bench at Marshall (February 18)...Gave the 49ers quality minutes off the bench against

UTSA (February 25)...Played double-figure minutes five times this season.

### SEASON HIGHS:

#### POINTS

Season: 8 at Marshall (2/18/16)

#### REBOUNDS

Season: 4 at FIU (1/28/16)

#### ASSISTS

Season: 1, two times

#### STEALS

Season: 1 vs. Georgetown (12/22/15)

#### BLOCKED SHOTS

Season: 3 vs. Davidson (12/1/15)

#### FIELD GOALS

Season: 4 at Marshall (2/18/16)

#### FIELD GOALS ATTEMPTS

Season: 4 at Marshall (2/18/16)

#### FREE THROWS

Season: 2, four times

#### FREE THROWS ATTEMPTS

Season: 2, four times

#### 3-POINT FIELD GOALS

Season: NA

#### 3-PT FIELD GOALS ATTEMPTS

Season: NA

#### MINUTES PLAYED

Season: 16 vs. Middle Tenn. (1/14/16)

Opponent	Date	gs	min	Total		3-Pointers		Free throws		Rebounds				pf	a	t/o	blk	stl	pts	avg
				fg-fga	pct	3fg-fga	pct	ft-fa	pct	off	def	tot	avg							
ELON	11/13/15	7	0-0	.000	0-0	.000	0-0	.000	0-0	0	0	0	0.0	1	0	1	0	0	0	0.0
FURMAN	11/19/15	7	0-0	.000	0-0	.000	0-0	.000	0-0	1	1	2	1.0	0	0	1	0	0	0	0.0
vs Syracuse	11/25/15	1	0-1	.000	0-0	.000	0-0	.000	0-0	0	0	0	0.7	0	0	0	0	0	0	0.0
vs Michigan	11/26/15	9	1-1	1.000	0-0	.000	0-0	.000	0-0	0	1	1	0.8	1	0	0	0	0	2	0.5
vs Washington	11/27/15	6	0-0	.000	0-0	.000	0-0	.000	0-0	1	1	2	1.0	2	0	0	1	0	0	0.4
DAVIDSON	12/01/15	8	0-2	.000	0-0	.000	2-2	1.000	2-2	2	1	3	1.3	4	0	0	2	0	2	0.7
at Appalachian State	12/19/15	*	8	0-0	.000	0-0	.000	0-0	.000	0	1	1	1.3	3	0	0	0	0	0	0.6
GEORGETOWN	12/22/15	12	0-1	.000	0-0	.000	0-0	.000	0-0	0	1	1	1.3	2	0	0	1	1	0	0.5
at Old Dominion	01/02/16	4	0-0	.000	0-0	.000	2-2	1.000	2-2	2	0	2	1.3	0	0	0	0	0	2	0.7
at Southern Miss	01/07/16	3	0-0	.000	0-0	.000	0-0	.000	0-0	0	0	0	1.2	1	0	0	0	0	0	0.6
at LA Tech	01/09/16	9	0-0	.000	0-0	.000	0-0	.000	0-0	1	0	1	1.2	1	1	0	0	0	0	0.5
MIDDLE TENNESSEE	01/14/16	16	0-0	.000	0-0	.000	0-0	.000	0-0	1	0	1	1.2	4	0	0	0	0	0	0.5
UAB	01/16/16	11	0-0	.000	0-0	.000	0-0	.000	0-0	0	3	3	1.3	2	0	0	0	0	0	0.5
at FIU	01/28/16	5	0-0	.000	0-0	.000	2-2	1.000	2-2	2	2	4	1.5	0	0	0	0	0	2	0.6
at Florida Atlantic	01/30/16	2	0-0	.000	0-0	.000	0-0	.000	0-0	0	0	0	1.4	0	0	0	0	0	0	0.5
at North Carolina A&T	02/03/16	2	1-1	1.000	0-0	.000	0-0	.000	0-0	0	0	0	1.3	0	0	0	0	0	2	0.6
RICE	02/11/16	1	0-0	.000	0-0	.000	0-0	.000	0-0	0	0	0	1.2	0	0	0	1	0	0	0.6
NORTH TEXAS	02/13/16	3	0-0	.000	0-0	.000	2-2	1.000	2-2	0	2	2	1.3	2	0	0	0	0	2	0.7
at Marshall	02/18/16	12	4-4	1.000	0-0	.000	0-0	.000	0-0	1	2	3	1.4	1	0	1	0	0	8	1.1
at WKU	02/20/16	6	0-0	.000	0-0	.000	0-0	.000	0-0	0	0	0	1.3	2	0	0	0	0	0	1.0
UTSA	02/25/16	5	1-1	1.000	0-0	.000	1-1	1.000	1-1	1	1	2	1.3	0	0	0	0	0	3	1.1
UTEP	02/27/16	11	0-0	.000	0-0	.000	0-0	.000	0-0	0	0	0	1.3	1	1	1	0	0	0	1.0
at Rice	03/03/16	5	0-0	.000	0-0	.000	0-0	.000	0-0	0	0	0	1.2	4	0	0	0	0	0	1.0
at North Texas	3/5/16	2	0-0	.000	0-0	.000	0-0	.000	0-0	0	0	0	1.2	2	0	0	0	0	0	1.0
Totals		1	155	7-11	.636	0-0	.000	9-9	1.000	12	16	28	1.2	33	2	4	5	1	23	1.0

### CAREER STATS

Season	gp-gs	min/avg	fg-fga	pct	fg-fga	pct	ft-fa	pct	off	def	tot	avg	pf	fo	ast	to	blk	stl	pts	avg
2013-14	4-0	4/1.0	0-0	.000	0-0	.000	0-0	.000	1	0	1	0.3	0	0	0	0	0	0	0	0.0
2014-15	4-0	5/1.3	1-2	.500	0-0	.000	0-0	.000	2	3	5	1.3	2	0	0	0	0	0	2	0.5
2015-16	24-1	155/6.5	7-11	.636	0-0	.000	9-9	1.000	12	16	28	1.2	33	0	2	4	5	1	23	1.0
TOTAL	32-1	164/5.1	8-13	.615	0-0	.000	9-9	1.000	15	19	34	1.1	35	0	2	4	5	1	25	0.8

### CAREER CONFERENCE STATS

			Total		3-Point		F-Throws		Rebounds										Scoring	
Season	gp-gs	min/avg	fg-fga	pct	fg-fga	pct	ft-fa	pct	off	def	tot	avg	pf	fo	ast	to	blk	stl	pts	avg
2013-14	1-0	1/1.0	0-0	.000	0-0	.000	0-0	.000	1	0	1	1.0	0	0	0	0	0	0	0	0.0
2014-15	3-0	4/1.3	1-1	1.000	0-0	.000	0-0	.000	1	2	3	1.0	2	0	0	0	0	0	2	0.7
2015-16	15-0	95/6.3	5-5	1.000	0-0	.000	7-7	1.000	8	10	18	1.2	20	0	2	2	1	0	17	1.1
TOTAL	19-0	100/5.3	6-6	1.000	0-0	.000	7-7	1.000	10	12	22	1.2	22	0	2	2	1	0	19	1.0



## 31 Benas Griciunas

Center \* 7-0\* 233 \* Redshirt Sophomore

Silute, Lithuania/Findlay Prep/Auburn University

The summer of 2014, he played for the Lithuanian U-20 National Team. Joins Jermain Parker (1992-95), Alexander Kuehl (1996-97), Wade Helliwell (2000), Martin Iti (2004-05) and current teammate Lukas Bergang as the only seven-footers to ever play for the 49ers.

**At Charlotte: 2015-16** - Started his first game as a Niner in the 49ers season opener against Elon (November 13)...Recorded his first career double-figure scoring game with 10 points (November 19)...In the first half of the Furman game, he grabbed a defensive rebound and dribbled the ball coast-to-coast for a dunk...Recorded his second career double-figure scoring game with 11 points (all in the second half) while connecting on his first career three-point field goal at #21 Miami (December 5)...Recorded his first career double-figure rebounds game with 12 boards (6 off., 6 def.) against Campbell (December 9)...Recorded his third career double-figure

scoring game with a season-high 14 points (including two three-point field goals) at Appalachian State (December 19)...Solid game off the bench with eight points (4-for-6 from the field) and six rebounds against Citadel (December 29)...Gave the 49ers quality minutes off the bench while scoring six points at FIU (January 28)...Scored six points with six rebounds off the bench at North Carolina A&T (February 3)...Came off the bench and scored nine points (including connecting on the 49ers school-record tying 17th three-point field goal) with two steals against Rice (February 11)...His stick back dunk in the final minute put the 49ers over the 100 point mark against North Texas (February 13), he scored nine points and grabbed four rebounds with two assists in the game...Tied his season-high when he made both of his three-point field goal attempts at WKU (February 20).

### SEASON/CAREER HIGHS:

#### POINTS

Season: 14 at Appalachian St. (12/19/15)

#### REBOUNDS

Season: 12 vs. Campbell (12/9/15)

#### ASSISTS

Season: 2 vs. North Texas (2/13/16)

#### STEALS

Season: 2 vs. Rice (2/11/16)

#### BLOCKED SHOTS

Season: 2 vs. Campbell (12/9/15)

#### FIELD GOALS

Season: 6 at Appalachian St. (12/19/15)

#### FIELD GOALS ATTEMPTS

Season: 9 vs. Furman (11/19/15)

#### FREE THROWS

Season: 2, five times

#### FREE THROWS ATTEMPTS

Season: 4 vs. Elon (11/13/15)

#### 3-POINT FIELD GOALS

Season: 2, two times

#### 3-PT FIELD GOALS ATTEMPTS

Season: 3 at Appalachian St. (12/19/15)

#### MINUTES PLAYED

Season: 22 vs. Campbell (12/9/15)

Opponent	Date	gs	min	Total		3-Pointers		Free throws		Rebounds				pf	a	t/o	blk	stl	pts	avg	
				fg-fga	pct	3fg-fga	pct	ft-fa	pct	off	def	tot	avg								
ELON	11/13/15	*	14	1-5	.200	0-1	.000	2-4	.500	2	2	4	4.0	2	0	3	0	0	4	4.0	
at East Carolina	11/16/15	*	4	0-1	.000	0-0	.000	0-0	.000	0	1	1	2.5	2	0	0	0	0	0	2.0	
FURMAN	11/19/15	*	16	4-9	.444	0-2	.000	2-2	1.000	2	1	3	2.7	1	0	1	1	1	10	4.7	
vs Syracuse	11/25/15	*	6	0-2	.000	0-0	.000	0-0	.000	1	1	2	2.5	0	0	1	0	0	0	3.5	
vs Michigan	11/26/15		13	2-5	.400	0-0	.000	0-1	.000	0	2	2	2.4	0	0	0	1	0	4	3.6	
DAVIDSON	12/01/15		12	1-1	1.000	0-0	.000	0-2	.000	4	1	5	2.8	2	1	2	1	0	2	3.3	
at #21 Miami	12/05/15		12	4-6	.667	1-1	1.000	2-2	1.000	0	0	0	2.4	1	0	0	0	0	11	4.4	
CAMPBELL	12/09/15		22	1-6	.167	0-0	.000	2-2	1.000	6	6	12	3.6	2	1	1	2	0	4	4.4	
at Appalachian State	12/19/15		16	6-8	.750	2-3	.667	0-0	.000	3	2	5	3.8	3	1	1	0	0	14	5.4	
GEORGETOWN	12/22/15		17	1-3	.333	0-0	.000	0-0	.000	3	1	4	3.8	3	1	2	1	0	2	5.1	
CITADEL	12/29/15		11	4-6	.667	0-0	.000	0-0	.000	2	4	6	4.0	1	1	1	1	0	8	5.4	
at Old Dominion	01/02/16		7	0-2	.000	0-1	.000	0-0	.000	0	4	4	4.0	2	0	1	0	0	0	4.9	
at Southern Miss	01/07/16		6	0-1	.000	0-0	.000	0-0	.000	0	1	1	3.8	1	0	2	0	0	0	4.5	
at LA Tech	01/09/16		4	0-1	.000	0-0	.000	0-0	.000	0	1	1	3.6	0	0	0	0	0	0	4.2	
MIDDLE TENNESSEE	01/14/16		4	0-0	.000	0-0	.000	0-0	.000	0	0	0	3.3	1	0	1	0	0	0	3.9	
MARSHALL	01/21/16		3	0-0	.000	0-0	.000	0-0	.000	0	1	1	3.2	0	0	1	1	0	0	3.7	
WKU	01/23/16		10	2-5	.400	0-1	.000	0-0	.000	0	0	0	3.0	2	0	0	0	0	4	3.7	
at FIU	01/28/16		7	3-4	.750	0-0	.000	0-1	.000	0	0	0	2.8	2	0	0	0	0	6	3.8	
at Florida Atlantic	01/30/16		4	2-2	1.000	0-0	.000	1-1	1.000	1	0	1	2.7	4	0	3	0	0	5	3.9	
at North Carolina A&T	02/03/16		15	3-5	.600	0-0	.000	0-0	.000	1	5	6	2.9	0	0	1	0	0	6	4.0	
OLD DOMINION	02/06/16		4	0-0	.000	0-0	.000	0-0	.000	0	0	0	2.8	0	0	0	0	0	0	3.8	
RICE	02/11/16		11	3-4	.750	1-1	1.000	2-2	1.000	0	3	3	2.8	2	0	2	1	2	9	4.0	
NORTH TEXAS	02/13/16		14	4-6	.667	1-2	.500	0-2	.000	3	1	4	2.8	3	2	0	0	0	9	4.3	
at Marshall	02/18/16		7	1-2	.500	0-0	.000	0-0	.000	1	3	4	2.9	1	0	0	0	0	2	4.2	
at WKU	02/20/16		10	2-2	1.000	2-2	1.000	0-0	.000	1	2	3	2.9	1	0	1	0	1	6	4.2	
UTSA	02/25/16		2	0-1	.000	0-0	.000	0-0	.000	0	1	1	2.8	1	0	0	0	0	0	4.1	
at North Texas	3/5/16		3	0-2	.000	0-0	.000	0-0	.000	0	1	1	2.7	2	0	0	0	0	0	3.9	
Totals			4	254	44-89	.494	7-14	.500	11-19	.579	30	44	74	2.7	39	7	24	9	4	106	3.9

### CAREER STATS

Season	gp-gs	min/avg	Total		3-Point		F-Throws		Rebounds				Scoring							
			fg-fga	pct	fg-fga	pct	ft-fa	pct	off	def	tot	avg	pf	fo	ast	to	blk	stl	pts	avg
2013-14*	12-1	112/9.3	10-26	.385	0-5	.000	4-7	.571	6	15	21	1.8	14	0	3	5	5	0	24	2.0
2015-16	27-4	254/9.4	44-89	.494	7-14	.500	11-19	.579	30	44	74	2.7	39	0	7	24	9	4	106	3.9
TOTAL	27-4	254/9.4	44-89	.494	7-14	.500	11-19	.579	30	44	74	2.7	39	0	7	24	9	4	106	3.9

### CAREER CONFERENCE STATS

			Total		3-Point		F-Throws		Rebounds										Scoring	
Season	gp-gs	min/avg	fg-fga	pct	fg-fga	pct	ft-fa	pct	off	def	tot	avg	pf	fo	ast	to	blk	stl	pts	avg
2015-16	15-0	96/6.4	17-32	.531	4-7	.571	3-6	.500	6	18	24	1.6	22	0	2	11	2	3	41	2.7
TOTAL	15-0	96/6.4	17-32	.531	4-7	.571	3-6	.500	6	18	24	1.6	22	0	2	11	2	3	41	2.7

## 2015-16 Player Bios



### 35 Cameron Pappas

Guard \* 6-1 \* 175 \* Senior

Hillsborough, N.C./Cedar Ridge

**At Charlotte: 2015-16** - Seen action in ten games...Played the best game of his career with seven points and two rebounds in 13 minutes against the Citadel (December 29).

#### SEASON/CAREER HIGHS:

##### POINTS

Season: 7 vs. Citadel (12/29/15)

##### REBOUNDS

Season: 2, two times

##### ASSISTS

Season: 1, three times

##### STEALS

Season: NA

##### BLOCKED SHOTS

Season: NA

##### FIELD GOALS

Season: 2 vs. Citadel (12/29/15)

##### FIELD GOALS ATTEMPTS

Season: 3, two times

##### FREE THROWS

Season: 2, four times

##### FREE THROWS ATTEMPTS

Season: 2, four times

##### 3-POINT FIELD GOALS

Season: 1 vs. Citadel (12/29/15)

##### 3-PT FIELD GOALS ATTEMPTS

Season: 2 vs. Citadel (12/29/15)

##### MINUTES PLAYED

Season: 14 vs. Davidson (12/1/15)

Opponent	Date	gs	min	Total		3-Pointers		Free throws		Rebounds				pf	a	t/o	blk	stl	pts	avg
				fg-fga	pct	3fg-fga	pct	ft-fa	pct	off	def	tot	avg							
vs Michigan	11/26/15	8		0-1	.000	0-1	.000	0-0	.000	0	1	1	1.0	1	0	1	0	0	0	0.0
vs Washington	11/27/15	3		0-1	.000	0-0	.000	0-0	.000	0	0	0	0.5	0	0	1	0	0	0	0.0
DAVIDSON	12/01/15	14		1-3	.333	0-1	.000	0-0	.000	0	1	1	0.7	1	1	0	0	0	2	0.7
CAMPBELL	12/09/15	2		0-0	.000	0-0	.000	0-0	.000	0	0	0	0.5	0	0	0	0	0	0	0.5
CITADEL	12/29/15	13		2-3	.667	1-2	.500	2-2	1.000	0	2	2	0.8	2	1	1	0	0	7	1.8
WKU	01/23/16	2		0-1	.000	0-0	.000	0-0	.000	0	0	0	0.7	0	0	0	0	0	0	1.5
at North Carolina A&T	02/03/16	2		0-1	.000	0-1	.000	2-2	1.000	0	0	0	0.6	0	0	0	0	0	2	1.6
RICE	02/11/16	3		0-0	.000	0-0	.000	2-2	1.000	0	0	0	0.5	0	1	0	0	0	2	1.6
NORTH TEXAS	02/13/16	5		0-2	.000	0-1	.000	2-2	1.000	0	1	1	0.6	1	0	0	0	0	2	1.7
at Marshall	2/18/16	4		1-1	1.000	1-1	1.000	0-0	.000	0	2	2	0.7	0	0	0	0	0	3	1.8
Totals		0	56	4-13	.308	2-7	.286	8-8	1.000	0	7	7	0.7	5	3	3	0	0	18	1.8

#### CAREER STATS

Season	gp-gs	min/avg	Total		3-Point		F-Throws		Rebounds				pf	fo	ast	to	blk	stl	Scoring	
			fg-fga	pct	fg-fga	pct	ft-fa	pct	off	def	tot	avg							pts	avg
2014-15	4-0	5/1.3	0-3	.000	0-2	.000	3-4	.750	1	2	3	0.8	1	0	2	0	0	0	3	0.8
2015-16	10-0	56/5.6	4-13	.308	2-7	.286	8-8	1.000	0	7	7	0.7	5	0	3	3	0	0	18	1.8
TOTAL	14-0	61/4.4	4-16	.250	2-9	.222	11-12	.917	1	9	10	0.7	6	0	5	3	0	0	21	1.5

#### CAREER CONFERENCE STATS

Season	gp-gs	min/avg	Total		3-Point		F-Throws		Rebounds				pf	fo	ast	to	blk	stl	Scoring	
			fg-fga	pct	fg-fga	pct	ft-fa	pct	off	def	tot	avg							pts	avg
2014-15	3-0	4/1.3	0-2	.000	0-1	.000	3-4	.750	1	2	3	1.0	0	0	2	0	0	0	3	1.0
2015-16	4-0	14/3.5	1-4	.250	1-2	.500	4-4	1.000	0	3	3	0.8	1	0	1	0	0	0	7	1.8
TOTAL	7-0	18/2.6	1-6	.167	1-3	.333	7-8	.875	1	5	6	0.9	1	0	3	0	0	0	10	1.4





## 50 Joseph Uchebo

Center \* 6-10 \* 261 \* Senior

Enugu, Nigeria/University of Pittsburgh

**At Charlotte: 2015-16** - In the first half of the UTSA game he set the C-USA record for rebounds in a season in league play passing Kenyon Martin (1999-00) for the record...Finished the Conference USA schedule with a new league record 239 rebounds in C-USA games only...Ninth in the nation in rebounding with a Conference USA leading 11.5 boards per game...Averages a double-double with 13.3 points and 11.5 rebounds per game...In Conference USA play, he averaged 15.8 points and 13.3 rebounds per game...Recorded his first double-double with a team game-high 16 points to go along with 12 rebounds against Syracuse (November 25)...Recorded 18 rebounds to go along with nine points against Washington (November 27)...Led the Battle 4 Atlantis Tournament field after averaging 13 boards per game in the 49ers three games...Recorded his second double-double of the season with 12 points and 10 rebounds against Georgetown (December 22)...Dominate performance at Louisiana Tech (January 9), he scored 18 points and grabbed 20 rebounds, which marked the most rebounds by a Niner since Curtis Withers grabbed 21 rebounds, February 4, 2006...His 20-rebounds performance is tied for the seven highest single-game total in school history...Followed that performance with his

fifth double-double and his sixth double-figure rebounds game of the season with 11 points and 18 rebounds against Middle Tennessee (January 14)...Scored 14 points and grabbed 19 rebounds for his sixth double-double and his seventh double-figure rebounds game of the season against UAB (January 16)...His 19 rebounds in the UAB was tied for the tenth most in school history...His 11 offensive rebounds against Louisiana Tech is the second highest single-game total in school history...His 14 defensive rebounds against Middle Tennessee is tied for the second highest single-game total in school history...Recorded the 49ers first (20-points, 20 rebounds) since Curtis Withers accomplished the feat (23 pts, 21 rebs. vs. Dayton, February 4, 2006) when he scored 24 points and grabbed 21 rebounds (which is most rebounds in a game in Conference USA and tied for the sixth best single-game rebounds total this season in the nation) against Marshall (January 21)...His 21 rebounds against Marshall is tied for the fourth highest single-game total in school history...Grabbed 13 defensive rebounds against Marshall which is tied for the sixth highest single-game total in school history...Named College Sports Madness Conference USA Player of the Week (January 25)...Voted Hero Sports Division I Hero of the Week (January 29)...Recorded his second straight 20-point scoring game and third of the season with 21 points at North Carolina A&T (February 3)...Recorded his 11th double-double with 18 points and 19 rebounds (had 16 defensive rebounds which is second highest single-game total in school history) against Old Dominion (February 6)...Recorded his 12th double-double of the season and his 9th straight in C-USA play with 10 points and 15 rebounds against Rice (February 11)...Scored 12 points and grabbed 11 rebounds against WKU (February 20)...Recorded his 14th double-double with 21 points (9-for-10 shooting from the field) and 16 rebounds against UTSA (February 25)...Recorded his 15th double-double with 15 points and 10 rebounds against UTEP (February 27)...Recently had a streak of 11 consecutive free throws made...Finished the regular-season with a 23 points and 19 rebounds performance at North Texas (March 5)...Has had seven games with at least 19 rebounds, 17 games with double-figure rebounds and 22 games with at least nine rebounds.

### SEASON/CAREER HIGHS:

#### POINTS

Season: 24 vs. Marshall (1/21/16)

#### REBOUNDS

Season: 21 vs. Marshall (1/21/16)

#### ASSISTS

Season: 3 vs. North Texas (2/13/16)

#### STEALS

Season: 3, two times

#### BLOCKED SHOTS

Season: 2, four times

#### FIELD GOALS

Season: 11, two times

#### FIELD GOALS ATTEMPTS

Season: 23 vs. Marshall (1/21/16)

#### FREE THROWS

Season: 5, three times

#### FREE THROWS ATTEMPTS

Season: 10 at Southern Miss (1/7/16)

#### 3-POINT FIELD GOALS

Season: NA

#### 3-PT FIELD GOALS ATTEMPTS

Season: NA

#### MINUTES PLAYED

Season: 41 at Louisiana Tech (1/9/16)

				Total		3-Pointers		Free throws		Rebounds											
Opponent	Date	gs	min	fg-fga	pct	3fg-fga	pct	ft-fa	pct	off	def	tot	avg	pf	a	t/o	blk	stl	pts	avg	
ELON	11/13/15	10	0-2	.000	0-0	.000	0-0	.000	3	2	5	5.0	2	0	1	1	0	0	0.0		
at East Carolina	11/16/15	18	4-6	.667	0-0	.000	0-1	.000	2	2	4	4.5	1	0	1	1	0	8	4.0		
FURMAN	11/19/15	19	4-4	1.000	0-0	.000	4-6	.667	4	3	7	5.3	4	0	1	2	1	12	6.7		
vs Syracuse	11/25/15	27	7-13	.538	0-0	.000	2-6	.333	6	6	12	7.0	0	1	0	0	1	16	9.0		
vs Michigan	11/26/15	*	21	1-5	.200	0-0	.000	4-4	1.000	4	5	9	7.4	0	1	1	1	0	6	8.4	
vs Washington	11/27/15	*	36	4-8	.500	0-0	.000	1-1	1.000	5	13	18	9.2	3	2	3	1	1	9	8.5	
DAVIDSON	12/01/15	*	21	3-4	.750	0-0	.000	2-2	1.000	0	7	7	8.9	2	0	2	0	1	8	8.4	
at #21 Miami	12/05/15	*	25	6-13	.462	0-0	.000	0-1	.000	2	7	9	8.9	3	1	1	0	3	12	8.9	
CAMPBELL	12/09/15	*	8	0-1	.000	0-0	.000	1-2	.500	2	2	4	8.3	1	0	0	0	0	1	8.0	
at Appalachian State	12/19/15	10	1-1	1.000	0-0	.000	3-5	.600	2	5	7	8.2	1	1	0	0	0	5	7.7		
GEORGETOWN	12/22/15	*	32	4-8	.500	0-0	.000	4-8	.500	3	7	10	8.4	3	1	2	2	2	12	8.1	
CITADEL	12/29/15	*	24	9-11	.818	0-0	.000	1-4	.250	6	9	15	8.9	0	1	2	2	2	19	9.0	
at Old Dominion	01/02/16	*	37	7-9	.778	0-0	.000	1-3	.333	3	5	8	8.8	1	1	2	1	3	15	9.5	
at Southern Miss	01/07/16	*	34	5-8	.625	0-0	.000	4-10	.400	3	2	5	8.6	3	0	3	0	0	14	9.8	
at LA Tech	01/09/16	*	41	9-13	.692	0-0	.000	0-2	.000	11	9	20	9.3	2	2	0	0	2	18	10.3	
MIDDLE TENNESSEE	01/14/16	*	29	4-11	.364	0-0	.000	3-6	.500	4	14	18	9.9	3	2	1	1	1	11	10.4	
UAB	01/16/16	*	31	7-11	.636	0-0	.000	0-2	.000	9	10	19	10.4	3	2	0	1	1	14	10.6	
MARSHALL	01/21/16	*	36	11-23	.478	0-0	.000	2-2	1.000	8	13	21	11.0	3	0	3	1	1	24	11.3	
WKU	01/23/16	*	29	7-12	.583	0-0	.000	0-3	.000	4	9	13	11.1	1	2	1	1	0	14	11.5	
at FIU	01/28/16	*	28	7-12	.583	0-0	.000	5-7	.714	3	7	10	11.1	3	0	2	0	2	19	11.9	
at Florida Atlantic	01/30/16	*	38	9-16	.563	0-0	.000	2-6	.333	2	11	13	11.1	0	1	0	0	0	20	12.2	
at North Carolina A&T	02/03/16	*	24	9-10	.900	0-0	.000	3-5	.600	2	7	9	11.0	2	1	0	1	0	21	12.6	
OLD DOMINION	02/06/16	*	39	7-12	.583	0-0	.000	4-4	1.000	3	16	19	11.4	4	0	2	0	2	18	12.9	
RICE	02/11/16	*	28	5-10	.500	0-0	.000	0-0	.000	6	9	15	11.5	1	1	3	1	1	10	12.8	
NORTH TEXAS	02/13/16	*	25	5-6	.833	0-0	.000	5-5	1.000	0	4	4	11.2	2	3	1	2	0	15	12.8	
at Marshall	02/18/16	*	21	1-7	.143	0-0	.000	2-4	.500	3	6	9	11.2	2	1	0	0	2	4	12.5	
at WKU	02/20/16	*	38	5-8	.625	0-0	.000	2-8	.250	2	9	11	11.1	1	1	3	0	0	12	12.5	
UTSA	02/25/16	*	36	9-10	.900	0-0	.000	3-5	.600	3	13	16	11.3	4	2	2	1	1	21	12.8	
UTEP	02/27/16	*	33	5-9	.556	0-0	.000	5-6	.833	4	6	10	11.3	1	0	1	0	1	15	12.9	
at Rice	03/03/16	*	33	8-15	.533	0-0	.000	1-1	1.000	5	4	9	11.2	2	1	3	1	2	17	13.0	
at North Texas	3/5/16	*	35	11-18	.611	0-0	.000	1-1	1.000	6	13	19	11.5	0	1	1	0	2	23	13.3	
Totals		26	866	174-296	.588	0-0	.000	65-120	.542	120	235	355	11.5	58	29	42	21	32	413	13.3	

CAREER STATS				Total		3-Point		F-Throws		Rebounds				Scoring			
Season	gp-gs	min/avg		fg-fga	pct	fg-fga	pct	ft-fa	pct	off	def	tot	avg	pf	fo	ast	to
2013-14*	9-0	23/2.6		2-5	.400	0-0	.000	0-0	.000	2	5	7	0.8	4	0	0	1
2014-15*	20-4	129/6.5		14-36	.389	0-0	.000	3-4	.750	15	25	40	2.0	18	0	3	6
2015-16	31-26	866/27.9		174-296	.588	0-0	.000	65-120	.542	120	235	355	11.5	58	0	29	42
TOTAL	31-26	866/27.9		174-296	.588	0-0	.000	65-120	.542	120	235	355	11.5	58	0	29	42
All*	60-30	1018/17.0		190-337	.564	0-0	.000	68-124	.548	137	265	402	6.7	80	0	32	49

### CAREER CONFERENCE STATS

CAREER CONFERENCE STATS				Total		3-Point		F-Throws		Rebounds				Scoring			
Season	gp-gs	min/avg		fg-fga	pct	fg-fga	pct	ft-fa	pct	off	def	tot	avg	pf	fo	ast	to
2013-14*	7-0	16/2.3		1-3	.333	0-0	.000	0-0	.000	2	4	6	0.9	2	0	0	1
2014-15*	9-0	51/5.7		3-11	.273	0-0	.000	0-0	.000	5	8	13	1.4	8	0	1	1
2015-16	18-18	591/32.8		122-210	.581	0-0	.000	40-75	.533	79	160	239	13.3	36	0	20	28
TOTAL	18-18	591/32.8		122-210	.581	0-0	.000	40-75	.533	79	160	239	13.3	36	0	20	28
All*	34-18	658/19.4		126-224	.563	0-0	.000	40-75	.533	86	172	258	7.6	46	0	21	30



## 5 Gavin Wilson

Guard \* 6-2 \* 203 \* Senior

Raleigh, N.C./Garner

**At Charlotte:** **2015-16** - Saw his first action of the season against the Citadel (December 29)...Saw action against WKU (January 23), Rice (February 11) and North Texas (February 13). **2014-15** - Saw his first action of the season against North Texas (January 15)...Scored his first career points when he knocked down a three against Southern Miss (February 21)...Had two shots against North Texas...Tallied two shots while grabbing a rebound against Florida Atlantic (January 29)...Saw action against N.C. A&T (February 4). **2013-14** - Saw action in four games...Saw his first action as a Niner with two minutes of action off the bench against UNC Asheville (December 1)...Saw action for the second time against North Carolina A&T (January 4)...Recorded his first three career field goal attempts against Middle Tennessee (February 20)...Saw action vs. UAB in C-USA Tournament (March 12).

**2012-13** - Walk-on who did not see any action.

**At Garner High:** Named Conference Player of the Year as a senior after averaging 18.2 points, six rebounds and four assists per game...Earned all-conference honors three times...Helped Garner compile a 63-8 record over his last three years...Played on the Garner Road Elite AAU team...Also earned first-team All-State honors in football...Helped football team compile a 43-7 record.



## 12 Lukas Bergang

Forward/Center \* 7-1 \* 204 \* Freshman

Gothenburg, Sweden/Jensen Gymnasium Orebro

Is the sixth seven-footer in 49ers history, joining teammate Benas Griunas, Jermain Parker (1992-95), Alexander Kuehl (1996-97), Wade Helliwell (2000) and Martin Iti (2004-05)...Will redshirt the 2015-16 season.

**At Jensen Gymnasium Orebro:** Spent the 2014-2015 season playing for Sweden's Eco Orbero which is in the top league in Sweden...Has played for the U-20, U-18, and U-16 Swedish national teams in the European Championships...In 2010, he averaged 18 points and 13.5 rebounds per game in helping his KFUM Goteborg reach the final four of the Swedish Championships...Earned player of the game honors that year in the semifinal game of the Swedish Championship.



## 21 Hudson Price

Guard \* 6-7 \* 220 \* Junior

Orlando, Fla./TCU

Will have two years of eligibility remaining, after sitting out the 2015-16 season, due to NCAA transfer rules...Hudson is Charlotte 49ers coach Mark Price's oldest son.

**At TCU:** Earned second-team Academic All-Big 12 honors in 2015...Saw action in 53 games with eight starts over two seasons at TCU...In 2014-15 season, he scored 14 points on 5-for-7 shooting from the field against Radford and scored 11 points on 4-for-6 shooting against Mississippi Valley State...Scored five points off the bench at Oklahoma State and Iowa State during the 2014-15 season...As a freshman he blocked four shots against Iowa State during the 2013-14 season...Scored a season-high eight points including 5-for-6 shooting from the free throw line on the road at Texas during the 2013-14 season.

**At The First Academy:** Rated a three-star recruit by Rivals.com...As a senior, he averaged 18.7 points and 7.8 rebounds per game while helping lead The First Academy to a Florida District 3A-5 championship...Averaged 2.3 assists and 1.6 steals per game while shooting 54.7 percent from the field and 45.2 percent from three-point range as a senior...As a junior, he helped the Royals post a 27-5 record while capturing a district championship...Not only excelled on the court but in the classroom as well as he was a member of the National Honor Society.



## 30 Mitch Warner

Guard \* 6-2 \* 192 \* Senior

Charlotte, N.C./Charlotte Christian

**At Charlotte:** **2015-16** - Saw his first action of the season against North Texas (February 13).

**2014-15** - Saw his first action as a Niner against North Texas (January 15)...Recorded his first career shot against Florida Atlantic (January 29)...Saw action in his third game of the season against Southern Miss (February 21).

**2013-14** - Did not see any action

**2012-13** - Walk-on who did not see any action.

**At Charlotte Christian:** Helped team capture a conference championship...Helped team reach the second round of the state playoffs.

# 2015-16 Boxscores

## Game 1 - Elon 85, Charlotte 74



Official Basketball Box Score -- Game Totals -- 2nd Half -- 00:08 Remaining  
**Elon vs Charlotte**  
**11/13/15 8:35 PM at Halton Arena**



### Elon 85

#	Player	Total			3-Ptr		Rebounds			PF	TP	A	T	Blk	Stl	Min
		FG	FGA	FT	FTA	Off	Def	Tot								
00	Dawkins, Brian	f	2-5	0-2	0-0	1	5	6	4	4	0	2	0	0	0	8
41	Seibring, Tyler	r	5-6	1-2	0-0	0	0	0	4	11	0	1	0	0	0	21
01	Eddy, Luke	g	2-9	0-2	1-3	2	4	6	1	5	8	3	0	0	0	22
02	Thompson, Dmitri	g	9-12	1-2	2-2	2	6	8	2	21	0	1	0	0	2	21
03	Samson, Tanner	g	2-8	1-5	7-9	1	4	5	1	12	2	3	0	0	0	32
04	Luther, Collin		0-0	0-0	0-0	1	0	1	0	1	0	0	1	0	0	12
10	Kundrotas, Karolis		1-2	1-1	1-2	2	1	3	2	4	0	1	0	0	0	6
12	Hairston, Christian		4-8	0-0	0-0	0	6	6	3	8	0	0	0	0	2	21
13	Swoope, Dainan		4-10	3-6	0-0	0	1	1	5	11	3	1	0	0	0	23
14	Anton, Jack		4-6	1-2	0-0	1	2	3	3	9	1	1	0	0	0	19
15	Sabato, Tony		0-0	0-0	0-0	0	1	1	0	0	0	1	0	0	0	3
22	Santa Ana, Steven		0-3	0-2	0-0	0	1	1	0	0	0	2	0	0	0	12
	Team					0	0	0								
Totals			33-69	8-24	11-16	10	31	41	26	85	14	17	0	4	200	

FG % 1st Half: 19-33 57.6% 2nd half: 14-36 38.9% Game: 33-69 47.8%  
 3FG % 1st Half: 7-12 58.3% 2nd half: 1-12 8.3% Game: 8-24 33.3%  
 FT % 1st Half: 8-11 72.7% 2nd half: 3-5 60.0% Game: 11-16 68.8%

Deadball  
Rebounds  
2

### Charlotte 74

#	Player	Total		3-Ptr		Rebounds			PF	TP	A	To	Blk	Stl	Min
		FG	FGA	FG	FTA	Off	Def	Tot							
15	VANHOOK, Anthony	f	2-4	0-0	3-7	0	6	6	3	7	1	1	0	1	22
31	GRICIUNAS, Benas	c	1-5	0-1	2-4	2	2	4	2	4	0	3	0	0	14
01	OGBUEZE, Braxton	g	3-13	1-2	2-3	1	0	1	1	9	2	0	0	1	26
02	WHITE, Andrien	g	3-7	1-4	3-3	2	3	5	1	10	0	2	1	2	22
03	DAVIS, Jon	g	4-9	1-2	0-0	0	2	2	9	2	1	1	0	0	23
00	CAMIDGE, Ridell		6-7	3-4	3-5	0	3	3	18	1	1	0	0	3	30
10	SCOTT, Curran		1-4	0-2	2-3	0	4	4	0	4	0	1	0	0	19
22	SULLIVAN, Bernard		4-14	0-1	5-9	2	6	8	3	13	1	0	1	0	27
15	AUBE, Reid		0-0	0-0	0-0	0	0	0	1	0	0	1	0	0	7
50	UCHEBO, Joseph		0-2	0-0	0-0	3	2	5	2	0	0	1	1	0	10
	Team					3	0	3							
Totals			24-65	6-16	20-34	13	28	41	18	74	7	11	4	7	200

FG % 1st Half: 9-33 27.3% 2nd half: 15-32 46.9% Game: 24-65 36.9%  
 3FG % 1st Half: 2-7 28.6% 2nd half: 4-9 44.4% Game: 6-16 37.5%  
 FT % 1st Half: 6-13 46.2% 2nd half: 14-21 66.7% Game: 20-34 58.8%

Deadball  
Rebounds  
11

Officials: Nathan Quick, JW Lucas, Jason Page  
 Technical fouls: Elon-None. Charlotte-VANHOOK, Anthony.  
 Attendance: 5390

Score by periods	1st	2nd	Total
Elon	53	32	85
Charlotte	26	48	74

Points	In Paint	T/O	2nd Chance	Fast Break	Bench
Elon	44	20	6	4	32
CHA	28	17	6	17	35

Last FG - ELON 2nd-01:05, CHA 2nd-00:51.  
 Largest lead - ELON by 37 2nd-17:33, CHA None.  
 ELON led for 39:42, CHA led for 00:00, Game was tied for 00:10.

Score tied - 0 times.  
 Lead changed - 0 times.

## Game 3 - Charlotte 77, Furman 68



Official Basketball Box Score -- Game Totals -- Final Statistics  
**Furman vs Charlotte**  
**11/19/15 7:05 PM at Halton Arena**



### Furman 68 • 2-1

#	Player	Total		3-Ptr		Rebounds			PF	TP	A	To	Blk	Stl	Min
		FG	FGA	FG	FTA	Off	Def	Tot							
21	Kris Acox	f	2-2	0-0	0-0	0	3	3	4	4	0	2	0	0	19
30	Kendrec Ferrara	f	2-4	0-1	0-2	3	1	4	1	4	1	3	0	1	14
12	Devin Sibley	g	4-12	2-6	0-0	2	5	7	3	10	1	3	1	1	31
24	Larry Wideman	g	1-5	0-2	0-0	1	1	2	0	2	1	0	0	1	15
35	Daniel Fowler	g	1-4	1-3	0-0	0	2	2	4	3	1	3	0	1	23
03	Geoff Beans		3-7	2-6	2-2	1	1	2	2	10	0	2	0	0	16
05	Andrew Brown		2-4	2-3	0-0	0	1	1	1	6	0	0	0	0	19
11	Jonathan Jean		1-3	0-0	0-0	0	1	1	2	2	0	0	1	0	14
14	Stephen Croone		3-8	0-4	11-13	0	0	0	4	17	4	4	0	1	23
32	Matt Rafferty		3-7	2-4	2-2	4	8	12	2	10	2	3	0	5	26
	Team					2	1	3							
Totals			22-56	9-29	15-19	13	24	37	23	68	10	21	1	13	200

FG % 1st Half: 13-31 41.9% 2nd half: 9-25 36.0% Game: 22-56 39.3%  
 3FG % 1st Half: 6-18 33.3% 2nd half: 3-11 27.3% Game: 9-29 31.0%  
 FT % 1st Half: 2-4 50.0% 2nd half: 13-15 86.7% Game: 15-19 78.9%

Deadball  
Rebounds  
2

### Charlotte 77 • 1-2

#	Player	Total		3-Ptr		Rebounds			PF	TP	A	To	Blk	Stl	Min
		FG	FGA	FG	FTA	Off	Def	Tot							
22	SULLIVAN, Bernard	f	4-12	0-1	2-3	1	2	3	10	4	3	1	0	31	
31	GRICIUNAS, Benas	c	4-9	0-2	2-2	2	1	3	1	10	0	1	1	16	
00	CAMIDGE, Ridell	g	0-3	0-2	0-0	0	0	0	1	0	3	2	0	0	
01	OGBUEZE, Braxton	g	3-7	2-5	1-1	0	0	0	3	9	1	2	0	0	
02	WHITE, Andrien	g	4-9	0-1	4-5	2	9	11	3	12	1	3	0	3	
03	DAVIS, Jon		1-5	0-1	1-2	0	1	1	1	3	0	3	0	2	
10	SCOTT, Curran		4-8	2-2	11-11	1	3	4	1	21	1	0	0	0	
20	BLAKLEY, Cameron		0-1	0-1	0-0	0	0	0	1	0	0	0	0	0	
25	AUBE, Reid		0-0	0-0	0-0	1	1	2	0	0	1	0	0	0	
50	UCHEBO, Joseph		4-4	0-0	4-6	4	3	7	4	12	0	1	2	1	
	Team					3	3	6				1			
Totals			24-58	4-15	25-30	14	23	37	18	77	10	17	4	7	200

FG % 1st Half: 11-31 35.5% 2nd half: 13-27 48.1% Game: 24-58 41.4%  
 3FG % 1st Half: 2-9 22.2% 2nd half: 2-6 33.3% Game: 4-15 26.7%  
 FT % 1st Half: 5-6 83.3% 2nd half: 20-24 83.3% Game: 25-30 83.3%

Deadball  
Rebounds  
1

Officials: Gary Maxwell, Tim Gattis, Mark Schnur  
 Technical fouls: Furman-TEAM, Charlotte-None.  
 Attendance: 4562

Score by periods	1st	2nd	Total
Furman	34	34	68
Charlotte	29	48	77

Points	In Paint	T/O	2nd Chance	Fast Break	Bench
FUR	26	18	13	4	45
CHA	30	31	11	7	36

Last FG - FUR 2nd-01:25, CHA 2nd-00:14.  
 Largest lead - FUR by 7 2nd-18:05, CHA by 11 2nd-00:14.  
 FUR led for 21:35, CHA led for 11:04, Game was tied for 07:06.

Score tied - 13 times.  
 Lead changed - 7 times.

## Game 2 - East Carolina 88, Charlotte 74

Official Basketball Box Score -- Game Totals -- Final Statistics  
**Charlotte vs East Carolina**  
**11/15/15 7 p.m. at Greenville, N.C. (Minges Coliseum)**

### Charlotte 74 • 0-2

#	Player		Total			3-Ptr			Rebounds			PF	TP	A	T	Blk	Stl	Min
			FG	FGA	FT	FTA	Off	Def	Tot									
22	SULLIVAN, Bernard	f	5-8	0-0	1-3	2	5	7	3	11	0	0	2	0	0	23		
31	GRICIUNAS, Benas	c	0-1	0-0	0-0	0	1	1	2	0	0	0	0	0	0	4		
00	CAMIDGE, Ridell	g	1-7	1-6	2-2	0	2	2	2	5	1	2	0	0	0	19		
01	OGBUEZE, Braxton	g	6-12	5-9	0-1	0	0	0	1	17	4	2	0	0	0	34		
02	WHITE, Andrien	g	8-13	4-7	1-2	0	0	0	4	21	1	1	0	4	31			
03	DAVIS, Jon		1-4	0-2	0-0	1	1	2	2	2	2	1	0	0	0	27		
10	SCOTT, Curran		0-2	0-1	0-0	1	0	1	4	0	0	3	0	1	11			
15	VANHOOK, Anthony		3-10	0-1	4-4	5	2	7	1	10	8	1	2	1	33			
50	UCHEBO, Joseph		4-6	0-0	0-1	2	2	4	1	8	0	1	1	0	18			
	Team					1	1	2										
Totals			28-63	10-26	8-13	12	14	26	20	74	16	12	5	6	200			

FG % 1st Half: 14-30 46.7% 2nd half: 14-30 46.7% Game: 28-63 44.4%  
 3FG % 1st Half: 4-13 30.8% 2nd half: 6-13 46.2% Game: 10-26 38.5%  
 FT % 1st Half: 3-6 50.0% 2nd half: 5-7 71.4% Game: 8-13 61.5%

Deadball  
Rebounds  
0

### East Carolina 88 • 2-0

#	Player
---	--------

# 2015-16 Boxscores

## Game 5 - Michigan 102, Charlotte 47



Official Basketball Box Score -- Game Totals -- Final Statistics  
**Charlotte vs Michigan**  
11/26/15 9:30 p.m. at Atlantis, Paradise Island, Bahamas



### Charlotte 47 • 1-4

#	Player	Total		3-Ptr		Rebounds		PF	TP	A	To	Blk	Stl	Min
		FG-FGA	FT-FTA	FG-FGA	FT-FTA	Off	Def							
22	SULLIVAN, Bernard	f	3-6	0-0	0-0	1	0	1	3	6	0	2	0	15
50	UCHEBO, Joseph	c	1-5	0-0	4-4	4	5	9	0	6	1	1	1	21
01	OGBUEZE, Braxton	g	1-7	1-5	2-2	0	1	1	5	1	1	0	0	30
02	WHITE, Andrien	g	2-7	1-4	4-6	0	3	3	9	1	1	0	1	26
03	DAVIS, Jon	g	2-6	1-2	1-2	0	1	1	1	6	2	3	0	17
00	CAMIDGE, Ridell	g	1-7	1-5	0-0	0	1	1	2	3	0	0	0	24
10	SCOTT, Curran	g	2-7	0-0	2-2	0	1	1	0	6	1	0	0	16
15	VANHOOK, Anthony	g	0-4	0-0	0-0	2	0	2	3	0	1	1	0	16
20	BLAKLEY, Cameron	g	0-2	0-1	0-0	0	1	1	1	0	0	0	0	15
25	AUBE, Reid	g	1-1	0-0	0-0	0	1	1	2	0	0	0	0	9
31	GRICIUNAS, Benas	g	2-5	0-0	0-1	0	2	0	4	0	0	1	0	13
35	PAPPAS, Cameron	g	0-1	0-1	0-0	0	1	1	1	0	0	1	0	8
Team						1		2						
Totals		15-58		4-18		13-17		8		19		27		16

FG % 1st Half: 8-28 28.6% 2nd half: 7-30 23.3% Game: 15-58 25.9%  
3FG % 1st Half: 3-9 33.3% 2nd half: 1-9 11.1% Game: 4-18 22.2%  
FT % 1st Half: 3-4 75.0% 2nd half: 10-13 76.9% Game: 13-17 76.5%

### Michigan 102 • 3-2

#	Player	Total		3-Ptr		Rebounds		PF	TP	A	To	Blk	Stl	Min
		FG-FGA	FT-FTA	FG-FGA	FT-FTA	Off	Def							
21	Irvine, Zak	f	4-7	1-4	3-4	0	1	1	0	12	4	0	0	20
32	Doyle, Ricky	f	3-5	0-0	0-0	2	2	4	3	6	0	3	1	11
10	Walton Jr., Derrick	g	2-4	2-2	2-2	0	8	8	2	8	4	1	0	22
23	LeVert, Caris	g	4-7	2-2	3-3	1	3	4	0	13	5	0	0	25
24	Dawkins, Aubrey	g	4-5	0-1	2-2	0	4	4	1	10	0	0	0	18
02	Albrecht, Spike	g	0-1	0-1	0-1	0	1	1	0	0	1	0	0	10
03	Chatman, Kameron	g	3-6	0-2	0-0	2	6	8	2	6	1	0	0	18
05	Wilson, D.J.	g	3-5	2-3	0-0	0	2	2	1	8	1	3	1	13
12	Abdur-Rahkman, M-A	g	2-4	0-0	0-0	0	2	2	2	4	2	0	1	21
13	Wagner, Moritz	g	8-9	1-1	2-2	0	0	0	0	19	1	0	2	16
22	Robinson, Duncan	g	3-5	3-5	0-0	0	1	1	2	9	2	1	0	19
34	Donnal, Mark	g	3-5	1-2	0-0	0	3	3	7	0	0	0	0	7
Team						2		4						
Totals		39-63		12-23		12-14		7		37		44		16

FG % 1st Half: 16-31 51.6% 2nd half: 23-32 71.9% Game: 39-63 61.9%  
3FG % 1st Half: 2-8 25.0% 2nd half: 10-15 66.7% Game: 12-23 52.2%  
FT % 1st Half: 10-11 90.9% 2nd half: 2-3 66.7% Game: 12-14 85.7%

Officials: Mike Stuart, Gary Maxwell, Darron George  
Technical fouls: Charlotte-None. Michigan-None.  
Attendance: 1339  
Battle 4 Atlantis - Game 8  
Imperial Arena at Atlantis

Score by periods	1st	2nd	Total
Charlotte	22	25	47
Michigan	44	58	102

Last FG - CHA 2nd-05:25, MICH 2nd-00:35.  
Largest lead - CHA by 3 1st-16:51, MICH by 55 2nd-00:35.  
CHA led for 00:42. MICH led for 36:45. Game was tied for 02:33.

Score tied - 3 times.  
Lead changed - 2 times.

## Game 7 - Davidson 109, Charlotte 74



Official Basketball Box Score -- Game Totals -- Final Statistics  
**Davidson vs Charlotte**  
12/01/15 7:00 PM at Halton Arena



### Davidson 109 • 5-0

#	Player	Total		3-Ptr		Rebounds		PF	TP	A	To	Blk	Stl	Min
		FG-FGA	FT-FTA	FG-FGA	FT-FTA	Off	Def							
23	ALDRIDGE, Peyton	f	6-9	2-4	4-4	1	6	7	1	18	2	2	0	26
25	BELFORD, Jake	f	1-2	1-1	0-0	1	3	4	3	3	0	0	0	20
03	SULLIVAN, Brian	g	6-11	6-10	5-6	0	4	4	2	23	2	2	0	21
05	BARHAM, Jordan	g	5-7	0-0	4-5	0	5	5	1	14	3	0	0	21
14	GIBBS, Jack	g	14-17	6-7	7-9	1	0	1	1	41	3	2	2	29
01	EKWUJ, Nathan	g	2-3	0-0	1-2	1	4	5	1	5	0	0	4	16
13	FAINES, Kamaul	g	1-3	0-1	0-0	0	0	0	0	2	0	0	0	3
14	WILLIAMS, Matt	g	0-0	0-0	0-0	0	0	0	0	0	0	0	0	3
15	MICHELSSEN, Oskar	g	0-5	0-4	0-1	0	0	0	5	0	1	0	1	19
13	GIAMOUKIS, Manu	g	0-1	0-0	1-2	0	1	1	1	1	0	1	0	1
32	REIGEL, Rusty	g	0-1	0-1	0-0	0	2	2	5	0	2	0	0	15
40	MCALULIFFE, Andrew	g	1-3	0-1	0-0	1	5	6	2	2	2	0	0	14
Team						1		0						
Totals		36-62		15-29		22-29		6		30		36		22

FG % 1st Half: 21-31 67.7% 2nd half: 15-31 48.4% Game: 36-62 58.1%  
3FG % 1st Half: 9-16 56.3% 2nd half: 6-13 46.2% Game: 15-29 51.7%  
FT % 1st Half: 8-10 80.0% 2nd half: 14-19 73.7% Game: 22-29 75.9%

### Charlotte 74 • 1-6

#	Player	Total		3-Ptr		Rebounds		PF	TP	A	To	Blk	Stl	Min
		FG-FGA	FT-FTA	FG-FGA	FT-FTA	Off	Def							
22	SULLIVAN, Bernard	f	8-21	0-0	4-4	4	3	7	3	20	0	1	0	24
50	UCHEBO, Joseph	c	3-4	0-0	2-2	0	7	7	2	8	0	2	0	11
01	OGBUEZE, Braxton	g	0-4	0-2	0-0	1	0	1	0	0	1	0	0	25
02	WHITE, Andrien	g	2-7	1-3	0-0	0	1	1	0	5	0	0	0	15
03	DAVIS, Jon	g	1-5	1-2	1-4	0	2	2	2	4	2	1	0	18
00	CAMIDGE, Ridell	g	5-14	4-9	0-0	1	3	4	3	14	1	1	0	22
10	SCOTT, Curran	g	2-4	0-1	6-7	0	3	3	2	10	1	2	0	18
15	VANHOOK, Anthony	g	1-3	0-0	4-4	2	1	3	3	6	4	3	0	24
20	BLAKLEY, Cameron	g	0-2	0-1	1-2	1	0	1	2	1	0	1	0	9
25	AUBE, Reid	g	0-2	0-0	2-2	2	1	3	4	2	0	0	0	8
31	GRICIUNAS, Benas	g	1-1	0-0	0-2	4	1	5	2	2	1	2	1	12
35	PAPPAS, Cameron	g	1-3	0-1	0-0	0	1	1	1	2	1	0	0	14
Team						3		6						
Totals		24-70		6-19		20-27		18		26		44		24

FG % 1st Half: 15-39 38.5% 2nd half: 9-31 29.0% Game: 24-70 34.3%  
3FG % 1st Half: 4-8 50.0% 2nd half: 2-11 18.2% Game: 6-19 31.6%  
FT % 1st Half: 9-10 90.0% 2nd half: 11-17 64.7% Game: 20-27 74.1%

Officials: Mark Schnur, Alfred Smith, Raymond Stynes  
Technical fouls: Davidson-None. Charlotte-None.  
Attendance: 7571

Score by periods	1st	2nd	Total
Davidson	59	50	109
Charlotte	43	31	74

Last FG - DAV 2nd-00:09, CHA 2nd-05:07.  
Largest lead - DAV by 38 2nd-13:01, CHA None.  
DAV led for 39:12. CHA led for 00:00. Game was tied for 00:48.

Score tied - 0 times.  
Lead changed - 0 times.

## Game 6 - Washington 71, Charlotte 66

Official Basketball Box Score -- Game Totals -- Final Statistics  
**Charlotte vs Washington**  
11/27/15 9:30 p.m. at Atlantis, Paradise Island, Bahamas

### Charlotte 66 • 1-5

#	Player	Total		3-Ptr		Rebounds		PF	TP	A	To	Blk	Stl	Min
		FG-FGA	FT-FTA	FG-FGA	FT-FTA	Off	Def							
22	SULLIVAN, Bernard	f	6-13	0-2	2-7	4	2	6	3	14	0	6	2	33
50	UCHEBO, Joseph	c	4-8	0-0	1-1	5	13	18	3	9	2	3	1	36
01	OGBUEZE, Braxton	g	1-8	1-7	0-0	1	1	2	3	3	2	2	0	1
02	WHITE, Andrien	g	4-5	2-3	1-1	0	3	3	3	11	2	2	0	18
03	DAVIS, Jon	g	5-14	2-3	2-2	0	2	2	5	14	6	2	0	1
00	CAMIDGE, Ridell	g	0-2	0-1	0-0	1	0	1	0	4	0	0	0	1
10	SCOTT, Curran	g	3-8	1-1	1-2	0	0	0	4	8	0	0	0	1
15	VANHOOK, Anthony	g	3-5	0-0	1-3	0	2	2	2	7	5	3	1	1
25	AUBE, Reid	g	0-0	0-0	0-0	1	1	2	0	0	0	0	1	0
35	PAPPAS, Cameron	g	0-1	0-0	0-0	0	0	0	0	0	0	1	0	0
Team						2		3						
Totals		26-64		6-17		8-16		14		27		41		25

FG % 1st Half: 15-30 50.0% 2nd half: 11-34 32.4% Game: 26-64 40.6%  
3FG % 1st Half: 3-5 60.0% 2nd half: 3-12 25.0% Game: 6-17 35.3%  
FT % 1st Half: 5-8 62.5% 2nd half: 3-8 37.5% Game: 8-16 50.0%



# 2015-16 Boxscores

## Game 9 - Campbell 76, Charlotte 70



Official Basketball Box Score -- Game Totals -- Final Statistics  
**Campbell vs Charlotte**  
**12/09/15 7:00 PM at Halton Arena**



### Campbell 76 • 5-2

#	Player	Total		3-Ptr	Rebounds			PF	TP	A TO Blk Stl				Min
		FG-FGA	FG-FGA		FT-FTA	Off	Def			Tot	A	TO	Blk	
00	HAMER, Kyre'	* 5-7	0-1	2-2	0	4	4	3	12	2	3	0	0	33
01	CLEMONS, Chris	* 10-18	6-11	0-0	1	3	4	2	26	0	1	1	2	37
15	PHILLIPS, Curtis	* 1-5	0-1	0-0	0	4	4	0	2	0	0	0	0	16
22	MASON, D.J.	* 6-9	2-2	2-3	3	2	5	3	16	1	3	0	1	24
32	WHITFIELD, Shane	* 3-7	0-0	4-7	3	3	6	3	10	1	1	0	0	28
05	DAYS, Rod	* 2-5	0-2	0-0	1	4	5	2	4	1	1	0	1	18
13	RAY, Quinton	* 0-1	0-0	0-0	0	1	1	1	0	1	0	0	0	12
25	EUDY, Andrew	* 0-2	0-1	0-0	1	2	3	2	0	0	0	1	0	10
33	HARPER, Troy	* 3-10	0-2	0-0	0	2	2	0	6	0	1	0	0	22
Team					0	2	2							
Totals		30-64	8-20	8-12	9	27	36	16	76	6	10	2	4	200
FG % 1st Half: 14-31		45.2%	2nd half: 16-33	48.5%	Game: 30-64		46.9%							Deadball
3FG % 1st Half: 5-13		38.5%	2nd half: 3-7	42.9%	Game: 8-20		40.0%							Rebounds
FT % 1st Half: 4-5		80.0%	2nd half: 4-7	57.1%	Game: 8-12		66.7%							1

FG % 1st Half: 14-31 45.2% 2nd half: 16-33 48.5% Game: 30-64 46.9%  
 3FG % 1st Half: 5-13 38.5% 2nd half: 3-7 42.9% Game: 8-20 40.0%  
 FT % 1st Half: 4-5 80.0% 2nd half: 4-7 57.1% Game: 8-12 66.7%

### Charlotte 70 • 1-8

#	Player	Total		3-Ptr	Rebounds			PF	TP	A				Min
		FG-FGA	FG-FGA		FT-FTA	Off	Def			Tot	To	Blk	Stl	
01	OGBUEZE, Braxton	* 9-14	5-10	1-1	0	1	1	0	24	0	1	0	0	34
02	WHITE, Andrien	* 1-6	1-6	2-2	1	2	3	2	5	0	2	0	1	24
10	SCOTT, Curran	* 2-7	0-1	2-2	1	2	3	3	6	0	2	0	0	27
22	SULLIVAN, Bernard	* 3-7	0-0	2-3	1	5	6	0	8	2	2	0	0	20
50	UCHEBO, Joseph	* 0-1	0-0	1-2	2	2	4	1	1	0	0	0	0	8
00	CAMIDGE, Ridell	* 1-7	1-6	0-0	1	6	7	1	3	0	0	0	0	15
03	DAVIS, Jon	* 7-11	0-1	5-7	0	3	3	2	19	5	4	1	3	36
15	VANHOOK, Anthony	* 0-5	0-0	0-0	1	0	1	3	0	1	1	0	0	12
31	GRICIUNAS, Benas	* 1-6	0-0	2-2	6	6	12	2	4	1	1	2	0	22
35	PAPPAS, Cameron	* 0-0	0-0	0-0	0	0	0	0	0	0	0	0	0	2
Team					2	1	3							
Totals		24-64	7-24	15-19	15	28	43	14	70	9	13	3	4	200
FG % 1st Half: 12-29 41.4% 2nd half: 12-35 34.3% Game: 24-64 37.5% Deadball														
3FG % 1st Half: 1-7 14.3% 2nd half: 6-17 35.3% Game: 7-24 29.2% Rebounds														
FT % 1st Half: 9-13 69.2% 2nd half: 6-6 100.0% Game: 15-19 78.9% 2														

FG % 1st Half: 12-29 41.4% 2nd half: 12-35 34.3% Game: 24-64 37.5%  
 3FG % 1st Half: 1-7 14.3% 2nd half: 6-17 35.3% Game: 7-24 29.2%  
 FT % 1st Half: 9-13 69.2% 2nd half: 6-6 100.0% Game: 15-19 78.9%

Officials: Craig Murley, Steve Olson, Mike Stuart  
 Technical fouls: Campbell-None. Charlotte-None.  
 Attendance: 3687

Score by periods	1st	2nd	Total
Campbell	37	39	76
Charlotte	34	36	70

Last FG - CU 2nd-00:52, CHA 2nd-03:15.  
 Largest lead - CU by 14 1st-06:59, CHA None.  
 CU led for 39:10, CHA led for 00:00. Game was tied for 00:50.

Score tied - 0 times.  
 Lead changed - 0 times.

## Game 10 - Charlotte 82, Appalachian State 66

Official Basketball Box Score -- Game Totals -- Final Statistics  
**Charlotte vs Appalachian State**  
**12/19/15 2 p.m. at Boone, N.C. (Holmes Center)**

### Charlotte 82 • 2-8

#	Player	Total		3-Ptr	Rebounds			PF	TP	A TO Blk Stl				Min	
		FG-FGA	FG-FGA	FT-FTA	Off	Def	Tot			A	TO	Blk	Stl		
22	SULLIVAN, Bernard	f	3-7	0-0	0-0	1	2	3	2	6	5	3	1	2	26
25	AUBE, Reid	f	0-0	0-0	0-0	0	1	1	3	0	0	0	0	0	8
00	CAMIDGE, Ridell	g	4-7	2-4	0-0	0	1	1	4	10	0	1	0	1	16
01	OGBUEZE, Braxton	g	8-12	7-7	2-4	1	1	2	1	25	2	1	0	0	38
03	DAVIS, Jon	g	1-9	0-2	0-0	0	3	3	4	2	7	1	0	2	28
02	WHITE, Andrien		0-3	0-1	2-2	1	1	2	4	2	1	2	0	0	18
10	SCOTT, Curran		2-4	0-1	0-0	0	0	0	2	2	4	0	1	0	15
15	VANHOOK, Anthony		5-8	0-0	4-6	2	6	8	0	14	3	0	0	0	25
31	GRICIUNAS, Benas		6-8	2-3	0-0	3	2	5	3	14	1	1	0	0	16
50	UCHEBO, Joseph		1-1	0-0	3-5	2	5	7	1	5	1	0	0	0	10
Team						3	6	9							
Totals			30-59	11-18	11-17	13	30	43	24	82	20	10	1	5	200
FG % 1st Half: 14-27 51.9%		2nd half: 16-32 50.0%		Game: 30-59 50.2%		11-18 61.1%		Game: 11-17 64.7%						Deadball Rebounds 5	
FT % 1st Half: 6-8 75.0%		2nd half: 5-10 50.0%													
3FG % 1st Half: 6-8 75.0%		2nd half: 5-9 55.6%													

FG % 1st Half: 14-27 51.9% 2nd half: 16-32 50.0% Game: 30-59 50.8%  
 3FG % 1st Half: 6-8 75.0% 2nd half: 5-10 50.0% Game: 11-18 61.1%  
 FT % 1st Half: 6-8 75.0% 2nd half: 5-9 55.6% Game: 11-17 64.7%

### Appalachian State 66 • 2-8

#	Player	Total		3-Ptr	Rebounds			PF	TP	A				Min	
		FG-FGA	FG-FGA		FT-FTA	Off	Def			Tot	A	TO	Blk		Stl
05	Kinney, Griffin	f	4-7	0-1	3-7	2	4	6	1	11	4	1	0	0	26
34	Lawson, Jacob	f	3-5	0-0	1-2	0	1	1	1	7	0	1	3	1	15
02	Shabazz, Ronshad	g	0-1	0-1	0-1	0	0	0	0	0	1	3	0	0	12
10	Burgess, Chris	g	0-0	0-0	0-0	0	0	0	0	0	2	0	0	0	13
21	Eaves, Frank	g	6-12	4-7	8-8	1	2	3	2	24	2	2	0	2	30
03	Clarke, Dustin		1-3	0-1	0-0	0	1	1	1	2	0	0	0	0	6
04	Obacha, Michael		0-1	0-0	1-3	1	1	2	2	1	1	1	1	0	15
11	Logan, Emarius		1-7	1-3	0-0	0	2	2	2	3	1	0	0	0	21
14	Holley, Bennett		0-1	0-1	0-0	0	0	0	0	0	0	0	0	0	2
22	O'Boyle, Matt		3-7	1-4	0-0	2	0	2	2	1	7	2	0	0	18
25	Babic, Jake		2-8	2-4	0-0	0	1	1	0	6	0	1	0	2	22
32	Johnson, Tyrell		2-2	0-0	1-2	0	3	3	3	5	1	1	1	0	20
Team						2	2	4							
Totals			22-54	8-22	14-23	8	17	25	13	66	14	10	5	5	200
FG % 1st Half: 12-29 41.4% 2nd half: 10-25 40.0% Game: 22-54 40.7%															
3FG % 1st Half: 5-12 41.7% 2nd half: 3-10 30.0% Game: 8-22 36.4%															
FT % 1st Half: 4-9 44.4% 2nd half: 10-14 71.4% Game: 14-23 60.9%															
															Deadball Rebounds 3

FG % 1st Half: 12-29 41.4% 2nd half: 10-25 40.0% Game: 22-54 40.7%  
 3FG % 1st Half: 5-12 41.7% 2nd half: 3-10 30.0% Game: 8-22 36.4%  
 FT % 1st Half: 4-9 44.4% 2nd half: 10-14 71.4% Game: 14-23 60.9%

Officials: Ray Acosta, T. Jerome Hall, Landon Brandes  
 Technical fouls: Charlotte-None. Appalachian State-None.  
 Attendance: 376

Score by periods	1st	2nd	Total
Charlotte	40	42	82
Appalachian State	33	33	66

Points	In	Off	2nd	Fast	Bench
CHA	26	14	13	4	39
APP	22	16	10	6	24

Last FG - CHA 2nd-00:31, APP 2nd-04:43.  
 Largest lead - CHA by 16 2nd-00:31, APP by 4 1st-09:10.  
 CHA led for 36:50, APP led for 01:16. Game was tied for 01:54.

Score tied - 3 times.  
 Lead changed - 2 times.

## Game 11 - Georgetown 62, Charlotte 59



Official Basketball Box Score -- Game Totals -- Final Statistics  
**Georgetown vs Charlotte**  
**12/22/15 7:00 PM at Time Warner Cable Arena**



### Georgetown 62 • 7-5

#	Player	Total		3-Ptr	Rebounds			PF	TP	A TO Blk			Stl	Min
		FG-FGA	FG-FGA	FT-FTA	Off	Def	Tot			A	TO	Blk		
00	PEAK, L.J.	* 1-9	1-3	7-8	1	1	2	3	10	1	1	1	0	26
04	SMITH-RIVERA, D.	* 4-10	0-4	3-4	1	2	3	2	11	2	1	0	3	29
11	COPELAND, Isaac	* 5-12	0-4	2-2	3	5	8	0	12	2	0	0	0	31
24	DERRICKSON, Marcus	* 3-5	3-3	1-2	2	2	4	3	10	0	4	0	0	23
42	HAYES, Bradley	* 1-3	0-0	0-0	2	8	10	4	2	2	0	1	1	29
01	CAMPBELL, Tre	2-5	2-4	0-0	1	2	3	1	6	1	2	0	1	22
05	CAMERON, Reggie	2-4	2-2	4-4	1	2	3	1	10	0	0	1	0	22
13	WHITE, Paul	0-1	0-0	1-2	0	0	0	0	1	0	1	0	0	3
15	GOVAN, Jessie	0-4	0-1	0-0	0	6	6	4	0	0	2	0	0	10
21	WILLIAMS, Riyan	0-0	0-0	0-0	0	0	0	0	0	0	0	0	0	0+
32	JOHNSON, Kaleb	0-0	0-0	0-0	0	0	0	0	0	0	1	0	0	3
33	MOURNING, Trey	0-0	0-0	0-0	0	1	1	1	0	0	0	0	0	2
Team					1	2	3							
Totals		18-53	8-21	18-22	12	31	43	19	62	8	13	3	5	200
FG % 1st Half: 11-27 40.7%    2nd half: 7-26 26.9%    Game: 18-53 34.0%														
3FG % 1st Half: 4-10 40.0%    2nd half: 4-11 36.4%    Game: 8-21 38.1%														
FT % 1st Half: 6-7 85.7%    2nd half: 12-15 80.0%    Game: 18-22 81.8%														
													Deadball Rebounds	1

FG % 1st Half: 11-27 40.7% 2nd half: 7-26 26.9% Game: 18-53 34.0%  
 3FG % 1st Half: 4-10 40.0% 2nd half: 4-11 36.4% Game: 8-21 38.1%  
 FT % 1st Half: 6-7 85.7% 2nd half: 12-15 80.0% Game: 18-22 81.8%

### Charlotte 59 • 2-9

#	Player	Total		3-Ptr	Rebounds			PF	TP	A TO Blk Stl			Min	
		FG-FGA	FG-FGA	FT-FTA	Off	Def	Tot			A	TO	Blk		Stl
00	CAMIDGE, Ridell	* 1-7	0-3	0-0	0	1	1	0	2	1	0	0	21	
01	OGBUEZE, Braxton	* 5-10	5-8	3-6	1	5	6	3	18	1	1	0	32	
03	DAVIS, Jon	* 5-14	1-2	1-2	1	5	6	1	12	3	1	0	35	
15	VANHOOK, Anthony	* 2-5	0-0	0-0	1	1	2	4	4	2	1	0	18	
50	UCHEBO, Joseph	* 4-8	0-0	4-8	3	7	10	3	12	1	2	2	32	
02	WHITE, Andrien	* 3-7	1-4	2-4	0	3	3	2	9	1	1	1	22	
10	SCOTT, Curran	0-1	0-0	0-0	0	1	1	1	0	0	1	0	11	
25	AUBE, Reid	0-1	0-0	0-0	0	1	1	2	0	0	1	1	12	
31	GRICIUNAS, Benas	1-3	0-0	0-0	3	1	4	3	2	1	2	1	0	17
Team					2	1	3			2				
Totals		21-56	7-17	10-20	11	26	37	19	59	10	11	5	5	200
FG 1st Half: 10-28 35.7%    2nd half: 11-28 39.3%    Game: 21-56 37.5%    Deadball														
3FG 1st Half: 4-10 40.0%    2nd half: 3-7 42.9%    Game: 7-17 41.2%    Rebounds														
FT 1st Half: 5-9 55.6%    2nd half: 5-11 45.5%    Game: 10-20 50.0%    3														

# 2015-16 Boxscores

## Game 13 - Old Dominion 74, Charlotte 65

**Official Basketball Box Score -- Game Totals -- Final Statistics**  
**Charlotte vs Old Dominion**  
**01/02/16 12:00 PM at Norfolk, Va.**

**Charlotte 65 • 3-10 0-1 C-USA**

#	Player	Total			3-Ptr			Rebounds			PF	TP	A	TO	Blk	Stl	Min
		FG-FGA	FG-FGA	FT-FTA	Off	Def	Tot	Off	Def	Tot							
50	UCHEBO, Joseph	c	7-9	0-0	1-3	3	5	8	1	15	1	2	1	3	37		
00	CAMIDGE, Ridell	g	1-4	0-3	0-0	0	1	1	2	2	0	1	0	0	16		
01	OGBUEZE, Braxton	g	2-7	2-6	0-0	0	1	1	4	6	4	0	0	0	31		
02	WHITE, Andrien	g	9-15	8-12	1-4	1	3	4	2	27	1	4	0	0	38		
03	DAVIS, Jon	g	2-11	0-2	1-2	1	1	2	3	5	6	1	0	0	30		
10	SCOTT, Curran	g	1-2	0-0	0-0	1	1	2	1	2	0	1	0	0	14		
15	VANHOOK, Anthony	g	3-7	0-0	0-1	2	2	4	0	6	0	2	0	1	23		
25	AUBE, Reid	g	0-0	0-0	2-2	2	0	2	0	2	0	0	0	0	4		
31	GRICIUNAS, Benas	g	0-2	0-1	0-0	0	4	4	2	0	0	1	0	0	7		
Team																	
Totals			25-57	10-24	5-12	10	18	28	15	65	12	12	1	4	200		

FG % 1st Half: 9-26 34.6% 2nd half: 16-31 51.6% Game: 25-57 43.9% Deadball Rebounds 3  
 3FG % 1st Half: 1-7 14.3% 2nd half: 9-17 52.9% Game: 10-24 41.7%  
 FT % 1st Half: 0-0 0.0% 2nd half: 5-12 41.7% Game: 5-12 41.7%

**Old Dominion 74 • 8-6, 1-0 C-USA**

#	Player	Total			3-Ptr			Rebounds			PF	TP	A	TO	Blk	Stl	Min
		FG-FGA	FG-FGA	FT-FTA	Off	Def	Tot	Off	Def	Tot							
21	TAYLOR, Denzell	f	2-4	0-0	0-0	7	6	13	3	4	0	2	1	1	28		
24	TALLEY, Zoran	f	3-6	0-0	0-0	0	4	4	0	6	0	2	0	0	16		
25	STITH, Brandon	f	5-13	0-0	1-2	5	4	9	3	11	0	0	0	0	24		
00	BAKER, Jordan	g	1-3	0-2	1-1	0	1	1	2	3	1	2	0	3	34		
20	FREEMAN, Trey	g	9-13	0-1	3-4	0	2	2	0	21	3	0	0	1	30		
01	BACOTE, Aaron	g	7-14	0-2	4-5	0	3	3	1	18	4	2	0	0	27		
04	CAVER, Ahmad	g	1-2	0-1	0-0	0	1	1	1	3	3	1	0	1	18		
23	VASSOR, Stephen	g	0-0	0-0	0-0	0	0	0	0	0	0	0	0	0	0+		
30	BIBERAJ, Nik	g	4-8	0-2	0-0	3	5	8	4	8	1	1	0	1	23		
Team																	
Totals			32-63	1-8	9-12	15	26	41	14	74	12	10	1	7	200		

FG % 1st Half: 14-28 50.0% 2nd half: 18-35 51.4% Game: 32-63 50.8% Deadball Rebounds 1  
 3FG % 1st Half: 0-3 0.0% 2nd half: 1-5 20.0% Game: 1-8 12.5%  
 FT % 1st Half: 4-6 66.7% 2nd half: 5-6 83.3% Game: 9-12 75.0%

Officials: Brent Douglas, A.J. Desai and Nathan Quick  
 Technical fouls: Charlotte-None. Old Dominion-None.  
 Attendance: 6733  
 32 straight home wins for ODU

Score by periods	1st	2nd	Total
Charlotte	19	46	65
Old Dominion	32	42	74

Points	In	Off	2nd	Fast	Bench
CHA	50	21	10	12	29
ODU	50	21	10	12	29

Last FG - CHA 2nd-00:10, ODU 2nd-02:46.  
 Largest lead - CHA by 2 1st-18:53, ODU by 21 2nd-11:21.  
 CHA led for 01:01. ODU led for 33:54. Game was tied for 04:58.

Score tied - 6 times.  
 Lead changed - 1 time.

## Game 15 - Louisiana Tech 93, Charlotte 90 (OT)



Official Basketball Box Score -- Game Totals -- Final Statistics  
**Charlotte vs LA Tech**  
 1/9/16 6:05 PM at Thomas Assembly Center (Ruston, La.)



**Charlotte 90 • 4-11, 1-2 C-USA**

#	Player	Total			3-Ptr			Rebounds			PF	TP	A	TO	Blk	Stl	Min
		FG-FGA	FG-FGA	FT-FTA	Off	Def	Tot	Off	Def	Tot							
15	VANHOOK, Anthony	f	2-5	0-1	0-0	3	3	6	2	4	2	1	0	1	21		
50	UCHEBO, Joseph	c	9-13	0-0	0-2	11	9	20	2	18	2	0	0	2	41		
01	OGBUEZE, Braxton	g	8-19	6-13	0-0	0	2	2	1	22	2	1	0	0	41		
02	WHITE, Andrien	g	4-15	1-10	1-3	2	9	11	4	10	6	0	1	1	41		
03	DAVIS, Jon	g	9-19	2-5	4-6	2	2	4	4	24	6	5	0	1	39		
00	CAMIDGE, Ridell	g	0-1	0-1	0-2	0	0	0	0	0	0	0	0	0	2		
10	SCOTT, Curran	g	4-9	0-2	4-4	0	3	3	5	12	2	3	0	1	27		
25	AUBE, Reid	g	0-0	0-0	0-0	1	0	1	1	0	1	0	0	0	9		
31	GRICIUNAS, Benas	g	0-1	0-0	0-0	0	1	1	0	0	0	0	0	0	4		
Team																	
Totals			36-82	9-32	9-17	20	29	49	19	90	21	10	1	6	225		

FG % 1st Half: 17-30 56.7% 2nd half: 16-37 43.2% OT: 3-15 20.0% Game: 36-82 43.9% Deadball Rebounds 4  
 3FG % 1st Half: 4-11 36.4% 2nd half: 4-14 28.6% OT: 1-7 14.3% Game: 9-32 28.1%  
 FT % 1st Half: 2-7 28.6% 2nd half: 7-10 70.0% OT: 0-0 0.0% Game: 9-17 52.9%

**LA Tech 93 • 13-3, 2-1 C-USA**

#	Player	Total			3-Ptr			Rebounds			PF	TP	A	TO	Blk	Stl	Min
		FG-FGA	FG-FGA	FT-FTA	Off	Def	Tot	Off	Def	Tot							
02	MCCREE, Erik	f	5-10	1-3	2-3	0	7	7	3	13	1	2	0	0	34		
15	SHEPPARD, Brandon	f	2-2	0-0	0-0	0	1	1	0	4	1	1	0	0	19		
00	HAMILTON, Alex	g	10-18	2-5	5-10	1	4	5	1	27	8	2	0	2	44		
10	GRIFFIN, Dayon	g	10-11	7-8	1-2	0	7	7	1	28	4	0	0	0	41		
13	BOYKINS, Jacobi	g	3-6	2-4	0-0	0	1	1	2	8	2	3	0	0	33		
01	JEAN, Derric	g	3-7	2-4	0-1	0	3	3	1	8	4	1	0	2	25		
04	LUCKETT, LeAntwan	g	0-1	0-0	0-0	1	0	1	0	1	0	0	0	0	3		
21	HOLDEN, Merrill	g	2-6	0-0	1-2	2	5	7	4	5	0	3	1	0	26		
Team																	
Totals			35-61	14-24	9-18	4	30	34	13	93	21	12	1	4	225		

FG % 1st Half: 15-29 51.7% 2nd half: 18-28 64.3% OT: 2-4 50.0% Game: 35-61 57.4% Deadball Rebounds 2  
 3FG % 1st Half: 7-13 53.8% 2nd half: 6-10 60.0% OT: 1-1 100.0% Game: 14-24 58.3%  
 FT % 1st Half: 1-4 25.0% 2nd half: 3-7 42.9% OT: 5-7 71.4% Game: 9-18 50.0%

Officials: Brent Hampton, Toby Martinez, Jeremy Mosier  
 Technical fouls: Charlotte-None. LA Tech-None.  
 Attendance: 4209

Score by periods	1st	2nd	OT	Total
Charlotte	40	43	7	90
LA Tech	38	45	10	93

Points	In	Off	2nd	Fast	Bench
CHA	50	12	18	11	12
TECH	38	11	5	8	13

Last FG - CHA OT-00:11, TECH OT-03:08.  
 Largest lead - CHA by 10 1st-11:50, TECH by 8 2nd-07:35.  
 CHA led for 19:42. TECH led for 20:34. Game was tied for 04:44.

Score tied - 5 times.  
 Lead changed - 13 times.

## Game 14 - Charlotte 82, Southern Miss 76

**Official Basketball Box Score -- Game Totals -- Final Statistics**  
**Charlotte vs Southern Miss**  
**1/7/16 7 pm at Hattiesburg, Miss. (Reed Green Coliseum)**

**Charlotte 82 • 4-10, 1-1**

#	Player	Total			3-Ptr			Rebounds			PF	TP	A	TO	Blk	Stl	Min
		FG-FGA	FG-FGA	FT-FTA	Off	Def	Tot	Off	Def	Tot							
15	VANHOOK, Anthony	f	7-8	2-2	0-0	1	6	7	3	16	3	0	1	0	33		
50	UCHEBO, Joseph	c	5-8	0-0	4-10	3	2	5	3	14	0	3	0	0	34		
01	OGBUEZE, Braxton	g	4-10	3-8	6-8	0	1	1	1	17	6	1	0	1	40		
02	WHITE, Andrien	g	4-10	4-8	0-3	0	2	2	4	12	1	0	0	1	25		
03	DAVIS, Jon	g	6-9	1-3	5-7	0	1	1	2	18	5	2	0	1	28		
00	CAMIDGE, Ridell	g	1-3	1-3	0-2	1	2	3	1	3	1	1	0	0	18		
10	SCOTT, Curran	g	1-3	0-1	0-0	1	1	2	0	2	3	0	0	0	13		
25	AUBE, Reid	g	0-0	0-0	0-0	0	0	0	1	0	0	0	0	0	3		
31	GRICIUNAS, Benas	g	0-1	0-0	0-0	0	1	1	1	0	0	2	0	0	6		
Team																	
Totals			28-52	11-25	15-30	9	22	31	16	82	19	9	1	3	200		

FG % 1st Half: 12-27 44.4% 2nd half: 16-25 64.0% Game: 28-52 53.8% Deadball Rebounds 8  
 3FG % 1st Half: 7-16 43.8% 2nd half: 4-9 44.4% Game: 11-25 44.0%  
 FT % 1st Half: 0-3 0.0% 2nd half: 15-27 55.6% Game: 15-30 50.0%

**Southern Miss 76 • 3-10 0-2**

#	Player		Total			3-Ptr			Rebounds			PF	TP	A	TO	Blk	Stl	Min
			FG-FGA	FG-FGA	FT-FTA	Off	Def	Tot	Off	Def	Tot							
00	WATTS, Raheem	f	3-8	0-3	2-2	1	0	1	5	8	1	1	0	0	21			
12	ROWE, Tim	f	0-1	0-0	0-0	1	0	1	0	0	0	2	0	0	2			
05	PRICE, Khari	g	5-6	1-1	1-1	0	2	2	3	12	7	1	0	1	34			
10	BLEVINS, Keljin	f	4-6	1-1	5-7	2	3	5	3	14	1	2	0	0	29			
22	CAMPBELL, Quinton	g	0-5	0-5	0-1	1	2	3	1	0	1	0	1	0	18			
01	EDWARDS, Court	f	1-3	0-1	0-0	1	0	1	0	2	0	0	0	1	6			
02	JACKSON, Kourtlin	f	6-10	4-5	0-0	0	4	4	2	16	4	1	0	1	29			
03	THOMAS III, Robert	f	1-1	1-1	0-0	0	0	0	1	3	1	1	0	0	6			
11	RAMEY, Michael	f	3-7	2-5	0-0	0	2	2	5	8	0	0	0	0	24			
14	O'DONNELL, Michael	f	5-9	3-5	0-0	2	7	9	3	13	1	3	0	0	31			
	Team					0	2	2										

# 2015-16 Boxscores

## Game 17 - UAB 74, Charlotte 72

**Official Basketball Box Score -- Game Totals -- Final Statistics**  
**UAB vs Charlotte**  
**01/16/16 7:00 PM at Halton Arena**

**UAB 74 • 15-3, 5-0 C-USA**

#	Player	Total		3-Ptr	FT-FTA	Rebounds			PF	TP	A	TO	Blk	Stl	Min
		FG-FGA	FG-FGA			Off	Def	Tot							
00	BAXTER, Hakeem	* 1-4	0-0	0-0	1 4 5	1	2	1 1 1	0	28					
02	NORTON, Nick	* 3-7	2-6	0-0	0 2 2	0	8	4 1 0	0	28					
03	COKLEY, Chris	* 4-9	0-0	6-6	1 3 4	5	14	1 2 0	0	22					
04	BROWN, Robert	* 6-13	4-8	2-2	0 2 2	0	18	3 3 0	1	34					
34	LEE, William	* 5-11	1-2	2-2	2 9 11	0	13	1 3 4	1	28					
01	WATTS, Denzell	0-2	0-0	1-2	0 1 1	2	1	2 0 0	0	12					
11	WILLIAMS, Dirk	6-7	3-4	0-1	1 5 6	1	15	1 0 0	0	21					
21	MEHINTI, Tosin	0-2	0-0	1-2	2 0 2	4	1	0 1 0	0	16					
22	MADISON, Tyler	0-1	0-0	0-0	0 0 0	1	0	0 0 0	0	2					
35	SULLIVAN, Lewis	1-3	0-0	0-0	1 0 1	2	2	0 0 1	0	9					
Team					2 5 7										
Totals		26-59	10-20	12-16	10 31 41	16	74	13 11 6	2	200					

FG % 1st Half: 15-31 48.4% 2nd half: 11-28 39.3% Game: 26-59 44.1%  
 3FG % 1st Half: 7-10 70.0% 2nd half: 3-10 30.0% Game: 10-20 50.0%  
 FT % 1st Half: 9-12 75.0% 2nd half: 3-4 75.0% Game: 12-16 75.0%

**Charlotte 72 • 4-13, 1-4 C-USA**

#	Player	Total		3-Ptr	FT-FTA	Rebounds			PF	TP	A	TO	Blk	Stl	Min
		FG-FGA	FG-FGA			Off	Def	Tot							
01	OGBUEZE, Braxton	* 3-11	1-6	2-2	1 2 3	1	9	0 0 0	1	38					
02	WHITE, Andrien	* 3-10	2-5	0-0	0 1 1	5	8	0 1 0	1	31					
03	DAVIS, Jon	* 4-9	0-2	3-4	0 3 3	1	11	3 3 0	0	40					
10	SCOTT, Curran	* 11-20	3-6	5-7	0 4 4	1	30	0 1 0	0	37					
50	UCHEBO, Joseph	* 7-11	0-0	0-2	9 10 19	3	14	2 0 1	1	31					
00	CAMIDGE, Ridell	0-3	0-2	0-0	0 0 0	0	0	0 0 0	0	8					
20	BLAKLEY, Cameron	0-1	0-1	0-0	0 0 0	4	0	0 1 0	0	4					
25	AUBE, Reid	0-0	0-0	0-0	0 3 3	2	0	0 0 0	0	11					
Team					1 2 3										
Totals		28-65	6-22	10-15	11 25 36	17	72	5 6 1	3	200					

FG % 1st Half: 12-30 40.0% 2nd half: 16-35 45.7% Game: 28-65 43.1%  
 3FG % 1st Half: 4-8 50.0% 2nd half: 4-14 28.6% Game: 6-22 27.3%  
 FT % 1st Half: 7-9 77.8% 2nd half: 3-6 50.0% Game: 10-15 66.7%

Officials: Lee Cassell, Craig Murley, Ty Meixell  
 Technical fouls: UAB-None. Charlotte-None.  
 Attendance: 4477

Score by periods	1st	2nd	Total
UAB	46	28	74
Charlotte	33	39	72

Last FG - UAB 2nd-00:03, CHA 2nd-00:39.  
 Largest lead - UAB by 16 2nd-15:32, CHA by 1 1st-19:27.  
 UAB led for 35:47. CHA led for 00:55. Game was tied for 03:18.

	In	Off	2nd	Fast	Bench
Points	Paint	T/O	Chance	Break	
UAB	26	6	12	14	19
CHA	40	7	17	10	0

Score tied - 4 times.  
 Lead changed - 2 times.

## Game 18 - Charlotte 103, Marshall 95

**Official Basketball Box Score -- Game Totals -- Final Statistics**  
**Marshall vs Charlotte**  
**01/21/16 7:00 PM at Halton Arena**

**Marshall 95 • 9-10, 5-1 C-USA**

#	Player	Total		3-Ptr	FT-FTA	Rebounds			PF	TP	A	TO	Blk	Stl	Min
		FG-FGA	FG-FGA			Off	Def	Tot							
02	BROWNING, Stevie	* 6-10	2-3	0-0	1 1 2	3	14	3 1 0	0	23					
24	KELLY, James	* 12-21	2-7	1-2	0 14 14	3	27	2 2 2	2	39					
25	TAYLOR, Ryan	* 7-11	1-2	2-3	1 3 4	5	17	2 5 0	2	28					
33	ELMORE, Jon	* 8-16	5-8	6-8	0 3 3	3	27	3 1 0	0	40					
35	LOOP, Austin	* 1-4	1-4	0-0	0 3 3	3	3	1 0 1	0	34					
01	THOMPSON, Terrence	1-2	0-0	0-0	1 0 1	0	2	0 1 0	0	5					
14	BURKS, C.J.	0-3	0-1	0-0	0 2 2	2	0	3 2 1	0	23					
23	EDMONDS, Justin	2-2	1-1	0-1	0 0 0	1	5	0 0 0	0	8					
Team					0 0 0										
Totals		37-69	12-26	9-14	3 26 29	20	95	14 12 4	4	200					

FG % 1st Half: 15-30 50.0% 2nd half: 22-39 56.4% Game: 37-69 53.6%  
 3FG % 1st Half: 5-12 41.7% 2nd half: 7-14 50.0% Game: 12-26 46.2%  
 FT % 1st Half: 2-6 33.3% 2nd half: 7-8 87.5% Game: 9-14 64.3%

**Charlotte 103 • 5-13, 2-4 C-USA**

#	Player	Total		3-Ptr	FT-FTA	Rebounds			PF	TP	A	TO	Blk	Stl	Min
		FG-FGA	FG-FGA			Off	Def	Tot							
01	OGBUEZE, Braxton	* 2-11	1-5	0-0	0 2 2	2	5	2 2 0	2	30					
02	WHITE, Andrien	* 9-12	8-9	4-7	1 9 10	3	30	0 2 0	2	39					
03	DAVIS, Jon	* 8-10	1-1	4-5	0 6 6	4	21	7 2 0	2	34					
10	SCOTT, Curran	* 3-7	0-0	12-13	0 0 0	1	18	0 1 0	0	36					
50	UCHEBO, Joseph	* 11-23	0-0	2-2	8 13 21	3	24	0 3 1	1	36					
15	VANHOOK, Anthony	2-5	0-0	1-2	1 1 2	3	5	4 1 0	1	22					
31	GRICUNAS, Benas	0-0	0-0	0-0	0 1 1	0	0	0 1 1	0	3					
Team					2 1 3										
Totals		35-68	10-15	23-29	12 33 45	16	103	13 13 2	8	200					

FG % 1st Half: 17-35 48.6% 2nd half: 18-33 54.5% Game: 35-68 51.5%  
 3FG % 1st Half: 6-10 60.0% 2nd half: 4-5 80.0% Game: 10-15 66.7%  
 FT % 1st Half: 6-8 75.0% 2nd half: 17-21 81.0% Game: 23-29 79.3%

Officials: James Luckie, James Breeding, Tony Henderson  
 Technical fouls: Marshall-None. Charlotte-None.  
 Attendance: 4015

Score by periods	1st	2nd	Total
Marshall	37	58	95
Charlotte	46	57	103

	In	Off	2nd	Fast	Bench
Points	Paint	T/O	Chance	Break	
MAR	43	20	4	15	7
CHA	40	15	8	4	5

Last FG - MAR 2nd-00:24, CHA 2nd-02:12.  
 Largest lead - MAR by 5 1st-18:44, CHA by 19 2nd-07:25.  
 MAR led for 02:58. CHA led for 36:17. Game was tied for 00:45.

Score tied - 1 time.  
 Lead changed - 5 times.

## Game 19 - Charlotte 88, WKU 71

**Official Basketball Box Score -- Game Totals -- Final Statistics**  
**WKU vs Charlotte**  
**01/23/16 6:00 p.m. at Charlotte, N.C. (Halton Arena)**

**WKU 71 • 10-10, 2-5 C-USA**

#	Player	Total		3-Ptr	FT-FTA	Rebounds			PF	TP	A	TO	Blk	Stl	Min
		FG-FGA	FG-FGA			Off	Def	Tot							
23	JOHNSON, Justin	f 9-15	0-0	3-3	4 2 6	3	21	2 3 1	0	26					
42	WATERS, Anton	f 2-3	0-0	2-2	0 1 1	3	6	0 0 0	0	19					
01	MCNEAL, Chris	g 0-5	0-4	3-4	1 4 5	1	3	1 1 0	0	32					
02	COSBY, Aaron	g 0-4	0-2	0-0	0 0 0	0	0	0 2 0	0	14					
25	EDMOND, Fredrick	g 8-15	0-0	2-2	3 11 14	1	18	6 1 0	0	37					
03	HUNTER, Marlon	3-5	1-1	2-2	0 2 2	0	9	0 0 0	2	16					
14	LAWSON, Ben	0-0	0-0	0-0	0 0 0	0	0	1 1 0	0	5					
20	ROSTOV, Aleksey	1-1	0-0	0-0	0 0 0	2	2	0 0 0	0	9					
21	SNIPES, Nigel	4-9	2-4	2-2	3 0 3	3	12	1 3 0	1	22					
51	HARRISON-DOCKS, C.	0-3	0-1	0-0	0 0 0	1	0	0 2 0	1	20					
Team					2 1 3										
Totals		27-60	3-12	14-15	13 21 34	14	71	11 13 1	4	200					

FG % 1st Half: 15-34 44.1% 2nd half: 12-26 46.2% Game: 27-60 45.0%  
 3FG % 1st Half: 2-5 40.0% 2nd half: 1-7 14.3% Game: 3-12 25.0%  
 FT % 1st Half: 2-2 100.0% 2nd half: 12-13 92.3% Game: 14-15 93.3%

**Charlotte 88 • 6-13, 3-4 C-USA**

#	Player		Total		3-Ptr	Rebounds					PF	TP	A	TO	Blk	Stl	Min
			FG-FGA	FG-FGA	FT-FTA	Off	Def	Tot									
50	UCHEBO, Joseph	c	7-12	0-0	0-3	4	9	13	1	14	2	1	1	0			29
01	OGBUEZE, Braxton	g	7-12	4-8	1-1	0	1	1	1	19	2	0	0	1			39
02	WHITE, Andrien	g	1-5	0-4	4-4	0	0	0	3	6	2	1	0	0			27
03	DAVIS, Jon	g	9-12	4-6	1-1	0	3	3	0	23	6	2	1	2			38
10	SCOTT, Curran	g	5-8	1-3	4-4	0	2	2	3	15	2	1	0	0			29
00	CAMIDGE, Ridell		2-2	1-1	0-0	1	0	1	0	5	0	1	0	0			2
05	WILSON, Gavin		0-1	0-0	0-0	0	0	0	0	0	0	1	0	0			1
15	VANHOOK, Anthony		1-4	0-0	0-0	3	2	5	2	2	3	1	0	2			22
20	BLAKLEY, Cameron		0-0	0-0	0-0	0	0	0	2	0	0	0	1	0			1
31	GRICIUNAS, Benas		2-5	0-1	0-0	0	0	0	2	4	0	0	0	0			10
35	PAPPAS, Cameron		0-1	0-0	0-0	0	0	0	0	0	0	0	0	0			2
Team						1	2	3									
Totals			34-62	10-23	10-13	9	19	28	14	88	17	8	3	7			200
FG % 1st Half: 15-31 48.4% 2nd half: 19-31 61.3% Game: 34-62 54.8% Deadball																	
3FG % 1st Half: 7-15 46.7% 2nd half: 3-8 37.5% Game: 10-23 43.5% Rebounds																	
FT % 1st Half: 0-3 0.0% 2nd half: 10-10 100.0 Game: 10-13 76.9% 1,1																	

# 2015-16 Boxscores

## Game 21 - Florida Atlantic 82, Charlotte 77

**Official Basketball Box Score -- Game Totals -- Final Statistics**  
**Charlotte vs Florida Atlantic**  
**01/30/16 2 p.m. at FAU Arena, Boca Raton, Fla.**

### Charlotte 77 • 7-14, 4-5 C-USA

#	Player	Total			3-Ptr			Rebounds			PF	TP	A	TO	Blk	Stl	Min
		FG-FGA	FG-FGA	FT-FTA	Off	Def	Tot	Off	Def	Tot							
01	OGBUEZE, Braxton	g	5-9	4-6	1-1	1	1	2	0	15	3	2	0	1	36		
02	WHITE, Andrien		0-3	0-1	0-0	0	1	1	0	0	2	1	0	2	16		
03	DAVIS, Jon	g	3-8	1-1	2-6	2	1	3	3	9	3	5	0	1	30		
10	SCOTT, Curran	g	3-7	0-1	10-12	2	5	7	4	16	1	2	0	0	35		
50	UCHEBO, Joseph	*	9-16	0-0	2-6	2	11	13	0	20	1	0	0	0	38		
00	CAMIDGE, Ridell		3-6	2-5	0-0	0	2	2	1	8	0	1	0	0	18		
15	VANHOOK, Anthony		2-4	0-0	0-0	1	2	3	4	4	2	2	0	0	21		
25	AUBE, Reid		0-0	0-0	0-0	0	0	0	0	0	0	0	0	0	2		
31	GRICIUNAS, Benas		2-2	0-0	1-1	1	0	1	4	5	3	0	0	0	4		
Team							1	1	2				1				
Totals			27-55	7-14	16-26	10	24	34	16	77	12	17	0	4	200		

FG % 1st Half: 14-30 46.7% 2nd half: 13-25 52.0% Game: 27-55 49.1% Deadball Rebounds 5  
3FG % 1st Half: 0-3 0.0% 2nd half: 7-11 63.6% Game: 7-14 50.0%  
FT % 1st Half: 5-7 71.4% 2nd half: 11-19 57.9% Game: 16-26 61.5%

### Florida Atlantic 82 • 6-16, 4-5 C-USA

#	Player	Total			3-Ptr			Rebounds			PF	TP	A	TO	Blk	Stl	Min
		FG-FGA	FG-FGA	FT-FTA	Off	Def	Tot	Off	Def	Tot							
01	Cylla, Jeantal	f	5-11	2-2	2-5	2	3	5	1	14	1	0	0	0	32		
33	Delph, Ronald	c	4-7	0-0	2-2	1	4	5	10	1	2	5	0	0	25		
03	Flier, Adonis	g	5-10	1-3	7-8	1	6	7	3	18	2	3	0	3	34		
10	Rutherford, Nick	g	4-6	2-2	2-2	0	3	3	2	12	1	4	0	0	21		
12	Trapp, Jackson	g	2-6	0-3	1-3	1	1	2	1	5	4	0	1	2	21		
02	Botley, Marquan		4-8	3-5	4-4	0	1	1	2	15	3	0	0	0	19		
22	Boole, Solomon		1-2	0-0	0-0	0	2	2	2	4	3	0	0	3	28		
24	Hilli, Jesse		1-4	0-2	0-0	0	0	0	0	2	0	1	0	0	8		
30	Shorten, Connor		2-2	0-0	0-0	1	1	2	3	4	1	0	0	0	12		
Team							2	1	3								
Totals			28-56	8-17	18-24	8	22	30	19	82	17	13	6	8	200		

FG % 1st Half: 17-32 53.1% 2nd half: 11-24 45.8% Game: 28-56 50.0% Deadball Rebounds 3  
3FG % 1st Half: 5-11 45.5% 2nd half: 3-6 50.0% Game: 8-17 47.1%  
FT % 1st Half: 5-6 83.3% 2nd half: 13-18 72.2% Game: 18-24 75.0%

Officials: John St. Clair, Clyde Owens, Jacyn Goble  
Technical fouls: Charlotte-None. Florida Atlantic-None.  
Attendance: 936

Score by periods	1st	2nd	Total
Charlotte	33	44	77
Florida Atlantic	44	38	82

Last FG - CHA 2nd-00:04, FAU 2nd-02:36.  
Largest lead - CHA by 2 1st-19:32, FAU by 17 2nd-13:51.  
CHA led for 00:59, FAU led for 35:53, Game was tied for 03:08.

Score tied - 4 times.  
Lead changed - 3 times.

## Game 23 - Old Dominion 74, Charlotte 69 (OT)

**Official Basketball Box Score -- Game Totals -- Final Statistics**  
**Old Dominion vs Charlotte**  
**02/06/16 7:00 PM at Halton Arena**

### Old Dominion 74 • 13-10, 6-4 C-USA

#	Player	Total			3-Ptr			Rebounds			PF	TP	A	TO	Blk	Stl	Min
		FG-FGA	FG-FGA	FT-FTA	Off	Def	Tot	Off	Def	Tot							
21	TAYLOR, Denzell	f	2-2	0-0	0-1	3	5	8	1	4	2	0	0	0	0	37	
24	TALLEY, Zoran	f	3-7	0-0	0-0	1	5	6	4	6	1	2	0	0	0	18	
25	STITH, Brandon	f	7-10	0-0	0-0	2	8	10	5	14	2	1	0	0	0	27	
00	BAKER, Jordan	g	1-6	1-5	1-2	0	1	1	0	4	3	1	0	0	1	36	
20	FREEMAN, Trey	g	16-31	1-2	5-6	0	2	2	1	38	1	1	0	3	45		
01	BACOTE, Aaron		1-7	0-1	2-2	1	0	1	2	4	1	2	0	0	32		
02	SHAW, Martin		0-0	0-0	0-0	0	0	0	1	0	0	0	0	0	0		
04	CAVER, Ahmad		0-1	0-0	0-0	0	0	0	0	0	0	0	0	0	0	7	
30	BIBERAJ, Nik		2-5	0-2	0-0	1	5	6	0	4	4	0	0	1	23		
Team							4	1	5								
Totals			32-69	2-10	8-11	12	27	39	14	74	14	7	0	5	225		

FG % 1st Half: 13-31 41.9% 2nd half: 17-32 53.1% OT: 2-6 33.3% Game: 32-69 46.4% Deadball Rebounds 0  
3FG % 1st Half: 0-4 0.0% 2nd half: 2-5 40.0% OT: 0-1 0.0% Game: 2-10 20.0%  
FT % 1st Half: 1-1 100.0 2nd half: 2-4 50.0% OT: 5-6 83.3% Game: 8-11 72.7%

### Charlotte 69 • 8-15, 4-6 C-USA

#	Player	Total			3-Ptr			Rebounds			PF	TP	A	TO	Blk	Stl	Min
		FG-FGA	FG-FGA	FT-FTA	Off	Def	Tot	Off	Def	Tot							
50	UCHEBO, Joseph	f	7-12	0-0	4-4	3	16	19	4	18	0	2	0	2	39		
01	OGBUEZE, Braxton	g	6-18	3-10	0-0	0	3	3	1	15	3	0	0	0	0	37	
02	WHITE, Andrien	g	1-6	0-3	0-0	0	3	3	5	2	0	0	0	1	30		
03	DAVIS, Jon	g	3-11	1-4	8-10	4	1	5	2	15	5	4	2	1	40		
10	SCOTT, Curran	g	5-9	1-3	4-4	0	2	2	2	15	1	2	0	1	39		
00	CAMIDGE, Ridell		0-1	0-1	0-0	0	1	1	0	1	0	1	0	0	5		
15	VANHOOK, Anthony		2-4	0-0	0-0	2	1	3	2	4	2	1	0	1	31		
31	GRICIUNAS, Benas		0-0	0-0	0-0	0	0	0	0	0	0	0	0	0	4		
Team							2	1	3								
Totals			24-61	5-21	16-18	11	28	39	17	69	11	11	2	6	225		

FG % 1st Half: 7-26 26.9% 2nd half: 15-26 57.7% OT: 2-9 22.2% Game: 24-61 39.3% Deadball Rebounds 1  
3FG % 1st Half: 1-8 12.5% 2nd half: 4-8 50.0% OT: 0-5 0.0% Game: 5-21 23.8%  
FT % 1st Half: 2-2 100.0 2nd half: 14-16 87.5% OT: 0-0 0.0% Game: 16-18 88.9%

Officials: Gary Maxwell, Jason Baker, Jason Creek  
Technical fouls: Old Dominion-None. Charlotte-None.  
Attendance: 4646

Score by periods	1st	2nd	OT	Total
Old Dominion	27	38	9	74
Charlotte	17	48	4	69

Last FG - ODU OT-00:17, CHA OT-00:45.  
Largest lead - ODU by 13 01-03:02, CHA by 3 2nd-02:27.  
ODU led for 41:04, CHA led for 00:33, Game was tied for 03:23.

Score tied - 3 times.  
Lead changed - 2 times.

## Game 22 - Charlotte 92, North Carolina A&T 72

**Official Basketball Box Score -- Game Totals -- Final Statistics**  
**Charlotte vs North Carolina A&T**  
**2/3/16 7 p.m. at Corbett Sports Center (Greensboro, N.C.)**

### Charlotte 92 • 8-14

#	Player	Total			3-Ptr			Rebounds			PF	TP	A	TO	Blk	Stl	Min
		FG-FGA	FG-FGA	FT-FTA	Off	Def	Tot	Off	Def	Tot							
50	UCHEBO, Joseph	c	9-10	0-0	3-5	2	7	9	2	21	1	0	1	0	24		
01	OGBUEZE, Braxton	g	4-8	4-8	0-0	1	2	3	3	12	5	2	0	0	24		
02	WHITE, Andrien	g	2-5	1-3	1-1	0	3	3	1	6	2	1	0	2	25		
03	DAVIS, Jon	g	5-9	1-3	1-1	0	3	3	0	12	5	2	0	2	29		
10	SCOTT, Curran	g	2-3	2-3	2-2	0	3	3	3	8	0	5	0	0	23		
00	CAMIDGE, Ridell		3-7	3-7	0-0	1	3	4	2	9	4	3	0	1	21		
15	VANHOOK, Anthony		5-10	0-0	3-3	2	1	3	0	13	7	1	0	3	29		
20	BLAKLEY, Cameron		0-2	0-0	1-2	0	0	0	1	1	0	0	0	0	6		
25	AUBE, Reid		1-1	0-0	0-0	0	0	0	0	2	0	0	0	0	2		
31	GRICIUNAS, Benas		3-5	0-0	0-0	1	5	6	0	6	0	1	0	0	15		
35	PAPPAS, Cameron		0-1	0-1	2-2	0	0	0	0	2	0	0	0	0	2		
Team							2	1	3								
Totals			34-61	11-25	13-16	9	28	37	12	92	24	15	1	8	200		

FG % 1st Half: 18-30 60.0% 2nd half: 16-31 51.6% Game: 34-61 55.7% Deadball Rebounds 1  
3FG % 1st Half: 7-12 58.3% 2nd half: 4-13 30.8% Game: 11-25 44.0%  
FT % 1st Half: 2-4 50.0% 2nd half: 11-12 91.7% Game: 13-16 81.3%

### North Carolina A&T 72 • 6-18

#	Player		Total		3-Ptr		Rebounds					PF	TP	A	TO	Blk	Stl	Min
			FG-FGA	FT-FTA	Off	Def	Tot	Off	Def	Tot								
23	KEYES, Denzel	f	2-5	0-0	2-4	3	3	6	2	6	1	1	1	2	30			
32	BECKFORD, Bruce	f	3-11	2-5	2-2	1	5	6	4	10	0	4	0	2	29			
44	BURROUGH, Steven	c	3-6	0-0	0-0	2	0	2	1	6	0	1	2	2	17			
02	HUNT, Sam	g	9-14	3-3	0-0	0	2	2	1	21	2	2	0	0	33			
12	ABDULLAH, Ahmad	g	3-10	0-3	5-6	0	2	2	1	11	3	2	0	0	37			
03	EGHAREVBA, Ede		4-9	0-2	0-0	1	1	2	2	8	1	0	0	2	19			
04	REESE, Nick		1-4	0-1	0-0	1	2	3	2	2	0	1	0	0	13			
11	WHITAKER, James		0-1	0-1	0-0	0	1	1	1	0	0	1	0	0	5			
13	WILLIAMS, Austin		0-1	0-0	1-2	0	0	0	1	1	1	1	0	0	7			
20	JAMES, Deion		1-1	0-0	1-1	0	1	1	1	3	0	0	0	0	4			
24	OWONA, Mike		2-2	0-0	0-0	1	0	1	0	4	0	0	0	0	6			
	Team					2	3	5										



# 2015-16 Boxscores

## Game 25 - Charlotte 103, North Texas 79



Official Basketball Box Score -- Game Totals -- Final Statistics  
**North Texas vs Charlotte**  
 02/13/16 4:00 pm at Charlotte, N.C. (Halton Arena)



### North Texas 79 • 9-16, 4-8 C-USA

#	Player	Total		3-Ptr		Rebounds		PF	TP	A	TO	Blk	Stl	Min
		FG	FGA	FT	FTA	Off	Def							
01	COMBS, Jeremy	12	14	0	0	4	5	9	3	24	0	3	0	2
20	KATENDIA, Eric	2	6	0	0	4	3	7	2	4	0	2	0	20
03	BROWN, J-Michael	0	3	0	2	4	6	1	3	4	3	1	0	1
10	JOHNSON, Deckie	2	8	1	6	2	0	3	1	7	0	2	0	21
02	REESE, J-Mychal	6	14	1	3	5	6	2	2	3	18	4	2	0
50	WARD, Carrington	1	3	1	2	6	6	0	2	2	1	9	1	0
02	WHITE-PITTMAN, Greg	0	0	0	0	1	2	0	0	2	1	0	0	0
05	HOLSTON, Allante	1	6	0	1	5	6	0	2	2	3	7	4	0
22	FULLER, Khalil	0	1	0	0	1	2	0	0	1	0	0	0	0
23	BRICE JR, Rickey	2	5	0	0	0	2	3	5	2	4	0	2	0
10	EAGLIN, Todd	0	0	0	0	0	0	0	0	1	0	0	0	0
Team						1	1	2	1					
Totals		26	60	3	14	24	31	11	22	33	22	12	12	0

FG % 1st Half: 10-28 35.7% 2nd half: 16-32 50.0% Game: 26-60 43.3%  
 3FG % 1st Half: 1-4 25.0% 2nd half: 2-10 20.0% Game: 3-14 21.4%  
 FT % 1st Half: 14-16 87.5% 2nd half: 10-15 66.7% Game: 24-31 77.4%

### Charlotte 103 • 10-15, 6-6 C-USA

#	Player	Total		3-Ptr		Rebounds		PF	TP	A	TO	Blk	Stl	Min
		FG	FGA	FT	FTA	Off	Def							
50	UCHEBO, Joseph	5	6	0	0	0	4	4	2	15	3	1	2	0
01	OGBUEZE, Braxton	6	11	5	9	2	2	0	5	5	1	19	6	2
02	WHITE, Andrien	5	9	4	6	0	0	0	2	2	3	14	0	0
03	DAVIS, Jon	2	3	1	2	4	5	0	1	3	9	4	1	0
10	SCOTT, Curran	4	6	2	2	5	6	1	2	3	0	15	3	4
00	CAMIDGE, Ridell	1	5	1	5	3	4	0	3	3	2	6	0	0
05	WILSON, Gavin	0	1	0	1	0	0	0	0	0	0	0	0	0
15	VANHOOK, Anthony	6	6	0	0	0	0	0	2	2	3	12	4	0
20	BLAKLEY, Cameron	0	1	0	1	0	0	0	0	0	0	0	0	0
25	AUBE, Reid	0	0	0	0	2	2	2	2	2	0	0	0	0
30	WARNER, Mitch	0	2	0	2	0	0	0	0	0	0	0	0	0
31	GRICIUNAS, Benas	4	6	1	2	0	3	1	4	3	9	2	0	0
35	PAPPAS, Cameron	0	2	0	1	2	2	0	1	1	2	0	0	0
Team						1	2	3			1			
Totals		33	58	14	31	23	28	13	20	33	22	9	3	4

FG % 1st Half: 18-29 62.1% 2nd half: 15-29 51.7% Game: 33-58 56.9%  
 3FG % 1st Half: 10-17 58.8% 2nd half: 4-14 28.6% Game: 14-31 45.2%  
 FT % 1st Half: 10-12 83.3% 2nd half: 13-16 81.3% Game: 23-28 82.1%

Officials: Andrew Walton, Ty Meixsell, Toby Martinez  
 Technical fouls: North Texas-TEAM, Charlotte-None.  
 Attendance: 4444

Score by periods	1st	2nd	Total
North Texas	35	44	79
Charlotte	56	47	103

Last FG - NT 2nd-01:31, CHA 2nd-00:25.  
 Largest lead - NT None, CHA by 30 2nd-04:50.  
 NT led for 00:00. CHA led for 39:09. Game was tied for 00:51.

Points	In	Off	2nd	Fast	Bench
NT	Paint	T/O	Chance	Break	
44	11	10	10	14	22
CHA	36	18	5	7	31

Score tied - 0 times.  
 Lead changed - 0 times.

## Game 27 - WKU 59, Charlotte 54



Official Basketball Box Score -- Game Totals -- Final Statistics  
**Charlotte vs WKU**  
 02/20/16 2:00 PM at Bowling Green, Ky (E.A. Diddle Arena)



### Charlotte 54 • 10-17, 6-8 C-USA

#	Player	Total		3-Ptr		Rebounds		PF	TP	A	TO	Blk	Stl	Min
		FG	FGA	FT	FTA	Off	Def							
15	VANHOOK, Anthony	4	7	0	0	0	4	4	4	8	1	2	0	1
50	UCHEBO, Joseph	3	8	0	0	2	9	11	1	12	1	3	0	0
01	OGBUEZE, Braxton	5	8	2	5	2	2	2	3	10	2	2	0	0
02	WHITE, Andrien	2	6	1	3	0	8	8	5	6	2	3	0	4
03	DAVIS, Jon	5	8	1	2	1	1	0	0	0	12	3	8	0
00	CAMIDGE, Ridell	0	0	0	0	0	1	1	1	0	1	0	0	0
10	SCOTT, Curran	0	2	0	0	0	1	1	4	0	1	3	0	0
25	AUBE, Reid	0	0	0	0	0	0	0	0	0	0	0	0	0
31	GRICIUNAS, Benas	2	2	2	2	0	1	2	3	1	6	0	1	0
Team						0	1	1			2			
Totals		21	41	6	12	6	12	3	28	31	21	54	11	24

FG % 1st Half: 13-21 61.9% 2nd half: 8-20 40.0% Game: 21-41 51.2%  
 3FG % 1st Half: 5-7 71.4% 2nd half: 1-5 20.0% Game: 6-12 50.0%  
 FT % 1st Half: 3-7 42.9% 2nd half: 3-5 60.0% Game: 6-12 50.0%

### WKU 59 • 13-14, 5-9 C-USA

#	Player	Total		3-Ptr		Rebounds		PF	TP	A	TO	Blk	Stl	Min
		FG	FGA	FT	FTA	Off	Def							
20	ROSTOV, Aleksej	0	2	0	2	0	0	2	0	0	0	0	0	0
23	JOHNSON, Justin	4	8	0	0	3	2	5	3	11	1	1	0	2
3	MCNEAL, Chris	3	1	0	0	1	4	5	2	7	1	2	0	34
02	COSBY, Aaron	2	10	2	6	6	0	3	3	12	2	0	0	0
02	EDMOND, Fredrick	2	7	0	0	5	7	0	4	9	1	2	0	2
03	HUNTER, Marlon	0	3	0	0	2	3	1	2	2	2	1	1	0
14	LAWSON, Ben	0	0	0	0	0	0	0	0	1	0	0	1	0
15	SANFORD, Dylan	0	0	0	0	0	1	0	1	1	0	0	3	0
21	SNIPES, Nigel	3	9	3	7	3	4	2	3	5	12	1	4	2
42	WATERS, Anton	2	4	0	0	2	3	1	4	1	6	0	0	0
Team						1	0	1						
Totals		16	53	6	20	21	26	12	20	32	16	59	7	14

FG % 1st Half: 7-25 28.0% 2nd half: 9-28 32.1% Game: 16-53 30.2%  
 3FG % 1st Half: 3-10 30.0% 2nd half: 3-10 30.0% Game: 6-20 30.0%  
 FT % 1st Half: 4-5 80.0% 2nd half: 17-21 81.0% Game: 21-26 80.8%

Officials: Kevin Mathis, Alfred Smith, Ed Crenshaw  
 Technical fouls: Charlotte-None, WKU-None.  
 Attendance: 3570

Score by periods	1st	2nd	Total
Charlotte	34	20	54
WKU	21	38	59

Last FG - CHA 2nd-00:14, WKU 2nd-00:39.  
 Largest lead - CHA by 18 1st-05:13, WKU by 5 2nd-00:03.  
 CHA led for 35:20. WKU led for 02:09. Game was tied for 02:31.

Points	In	Off	2nd	Fast	Bench
CHA	Paint	T/O	Chance	Break	
24	17	2	11	6	20
WKU	18	24	12	6	20

Score tied - 3 times.  
 Lead changed - 2 times.

## Game 26 - Marshall 87, Charlotte 72

Official Basketball Box Score -- Game Totals -- Final Statistics  
**Charlotte vs Marshall**  
 2/18/16 7:05 p.m. at Huntington, W.Va. (Henderson Center)

### Charlotte 72 • 10-16, 6-7 C-USA

#	Player	Total		3-Ptr		Rebounds		PF	TP	A	TO	Blk	Stl	Min
		FG	FGA	FT	FTA	Off	Def							
50	UCHEBO, Joseph	1	7	0	0	2	4	3	6	9	2	4	1	0
01	OGBUEZE, Braxton	4	16	4	12	0	0	2	2	2	12	2	0	0
02	WHITE, Andrien	7	17	2	7	0	1	5	6	5	16	1	0	0
03	DAVIS, Jon	3	5	0	0	1	2	1	0	1	3	7	2	4
10	SCOTT, Curran	2	7	0	2	4	6	2	2	4	3	8	0	3
00	CAMIDGE, Ridell	2	10	1	5	0	0	3	3	0	5	3	2	0
15	VANHOOK, Anthony	3	9	0	0	1	5	6	4	7	4	1	0	2
25	AUBE, Reid	4	4	0	0	0	0	1	2	3	1	8	0	1
31	GRICIUNAS, Benas	1	2	0	0	1	3	4	1	2	0	0	0	0
35	PAPPAS, Cameron	1	1	1	1	0	0	0	2	2	0	3	0	0
Team						2	3	5						
Totals		28	78	8	27	8	14	12	33	45	21	72	13	11

FG % 1st Half: 12-39 30.8% 2nd half: 16-39 41.0% Game: 28-78 35.9%  
 3FG % 1st Half: 4-17 23.5% 2nd half: 4-10 40.0% Game: 8-27 29.6%  
 FT % 1st Half: 3-4 75.0% 2nd half: 5-10 50.0% Game: 8-14 57.1%

### Marshall 87 • 14-12, 10-3 CUSA

#	Player	Total			3-Ptr		Rebounds		PF	TP	A	TO	Blk	Stl	Min
		FG-FGA	FT-FTA	FT-FTA	Off	Def	Tot								
24	KELLY, James	f	7-15	3-7	10-12	1	22	23	1	27	2	2	2	1	31
25	TAYLOR, Ryan	f	0-2	0-0	4-7	0	2	2	4	4	1	1	0	0	13
02	BROWNING, Stevie	g	5-11	1-5	0-0	2	5	7	1	11	3	5	0	0	35
33	ELMORE, Jon		5-14	4-9	0-0	1	3	4	1	14	3	5	0	3	34
35	LOOP, Austin	g	4-9	3-8	2-2	2	1	3	2	13	4	0	0	1	29
01	THOMPSON, Terrence		3-4	0-0	1-2	1	2	3	1	7	0	0	0	0	16
03	BOWLING, Brett		0-1	0-1	0-0	0	0	0	0	0	1	0	0	0	3
04	KILGORE, Jacob		0-0	0-0	0-0	0	0	0	0	0	0	0	1	0	3
13	PENAVA, Ajdin		0-2	0-2	0-0	0	0	0	1	0	0	0	0	0	4
14	BURKS, C.J.		4-9	1-4	0-0	1	1	2	0	9	2	1	0	0	24
23	EDMONDS, Justin		0-0	0-0	0-0	0	1	1	1	0	0	0	0	0	4
50	MIJOVIC, Milan		1-1	0-0	0-0	0	1	2	1	2	0	0	0	0	4
	Team					1	4	5							
	Totals		29-68	12-36	17-23	10	42	52	13	87	15	15	4	5	200

# 2015-16 Boxscores

## Game 29 - Charlotte 88, UTEP 78

**Official Basketball Box Score -- Game Totals -- Final Statistics**  
**UTEP vs Charlotte**  
**02/27/16 7:00 p.m. at Charlotte, N.C. (Halton Arena)**

**UTEP 78 • 17-13, 9-8 C-USA**

#	Player		Total		3-Ptr	Rebounds			PF	TP	A	TO	Blk	Stl	Min
			FG-FGA	FG-FGA	FT-FTA	Off	Def	Tot							
12	WINN, Terry	f	4-6	0-0	0-2	0	6	6	3	8	2	2	0	1	24
01	ARTIS, Dominic	g	5-10	1-4	2-2	0	5	5	3	13	1	2	0	0	34
02	HARRIS, Omega	g	4-9	2-4	2-2	1	3	4	2	12	1	1	0	0	33
04	MOORE, Lee	g	5-9	2-5	4-6	1	6	7	1	16	5	4	2	1	32
20	MORRIS, Earvin	g	6-12	2-6	1-1	0	3	3	5	15	1	2	1	0	30
11	FLAGGERT, Jake		0-1	0-1	0-0	0	0	0	2	0	1	0	0	0	19
21	TOUCHET, Trey		0-1	0-0	0-0	1	0	1	2	0	0	0	0	0	8
23	VINT, Hooper		6-7	0-0	2-2	1	3	4	2	14	0	1	1	0	20
Team						0	0	0							
Totals			30-55	7-20	11-15	4	26	30	20	78	11	12	4	2	200
FG % 1st Half: 21-28 75.0% 2nd half: 9-27 33.3% Game: 30-55 54.5% Deadball Rebounds 2															
3FG % 1st Half: 5-9 55.6% 2nd half: 2-11 18.2% Game: 7-20 35.0%															
FT % 1st Half: 0-2 0.0% 2nd half: 11-13 84.6% Game: 11-15 73.3%															

**Charlotte 88 • 12-17, 8-8 C-USA**

#	Player		Total		3-Ptr	Rebounds					PF	TP	A	TO	Blk	Stl	Min
			FG-FGA	FG-FGA	FT-FTA	Off	Def	Tot									
50	UCHEBO, Joseph	c	5-9	0-0	5-6	4	6	10	1	15	0	1	0	1	33		
01	OGBUEZE, Braxton	g	9-17	4-11	2-2	3	2	5	3	24	4	2	0	1	38		
02	WHITE, Andrien	g	7-12	4-7	4-4	1	4	5	2	22	0	1	0	2	25		
03	DAVIS, Jon	g	3-11	0-2	3-4	0	6	6	1	9	7	1	0	0	40		
10	SCOTT, Curran	g	4-10	2-3	2-2	0	2	2	4	12	3	1	0	0	32		
15	VANHOOK, Anthony		2-3	0-0	2-2	0	2	2	3	6	3	1	2	0	21		
25	AUBE, Reid		0-0	0-0	0-0	0	0	0	1	0	1	1	0	0	11		
Team						0	1	1									
Totals				30-62	10-23	18-20	8	23	31	15	88	18	8	2	4	200	
FG % 1st Half: 14-33 42.4% 2nd half: 16-29 55.2% Game: 30-62 48.4%																	
3FG % 1st Half: 5-13 38.5% 2nd half: 5-10 50.0% Game: 10-23 43.5%																	
FT % 1st Half: 7-8 87.5% 2nd half: 11-12 91.7% Game: 18-20 90.0%																	
Deadball Rebounds																	

Officials: Terry Moore, Andrew Walton, Clyde Owens  
Technical fouls: UTEP-WINN, Terry. Charlotte-None.  
Attendance: 5813

Score by periods	1st	2nd	Total
UTEP	47	31	78
Charlotte	40	48	88

	In	Off	2nd	Fast	Bench
Points	Paint	T/O	Chance	Break	
UTEP	42	8	5	8	14
CHA	32	15	12	10	6

Last FG - UTEP 2nd-02:00, CHA 2nd-02:16.  
Largest lead - UTEP by 10 2nd-14:58, CHA by 10 2nd-00:19.  
UTEP led for 25:12, CHA led for 11:58. Game was tied for 02:50.

Score tied - 5 times.  
Lead changed - 5 times.

## Game 30 - Charlotte 88, Rice 75

**Official Basketball Box Score -- Game Totals -- Final Statistics**  
**Charlotte vs Rice**  
**3/3/16 7 p.m. at Houston, Texas (Tudor Fieldhouse)**

**Charlotte 88 • 13-17, 9-8 C-USA**

#	Player		Total		3-Ptr	Rebounds			PF	TP	A	TO	Blk	Stl	Min	
			FG-FGA	FG-FGA	FT-FTA	Off	Def	Tot								
50	UCHEBO, Joseph	c	8-15	0-0	1-1	5	4	9	2	17	1	3	1	2	33	
01	OGBUEZE, Braxton	g	10-16	8-14	2-2	0	7	7	1	30	2	1	0	0	38	
02	WHITE, Andrien	g	4-9	1-3	3-3	1	2	3	1	12	0	0	0	5	33	
03	DAVIS, Jon	g	0-3	0-1	4-4	0	1	1	3	4	6	3	0	2	29	
10	SCOTT, Curran	g	8-15	2-4	2-2	0	3	3	0	20	3	2	0	1	34	
00	CAMIDGE, Ridell		0-4	0-3	1-2	0	3	3	0	1	1	0	0	0	11	
15	VANHOOK, Anthony		2-5	0-0	0-0	3	1	4	3	4	5	3	0	1	17	
25	AUBE, Reid		0-0	0-0	0-0	0	0	0	4	0	0	0	0	0	5	
Team						1	1	2								
Totals				32-67	11-25	13-14	10	22	32	14	88	18	12	1	11	200
FG % 1st Half: 14-36 38.9% 2nd half: 18-31 58.1% Game: 32-67 47.8% Deadball Rebounds 2																
3FG % 1st Half: 4-14 28.6% 2nd half: 7-11 63.6% Game: 11-25 44.0%																
FT % 1st Half: 6-7 85.7% 2nd half: 7-7 100.0 Game: 13-14 92.9%																

**Rice 75 • 12-18,7-10 C-USA**

#	Player	Total		3-Ptr	Rebounds			PF	TP	A	TO	Blk	Stl	Min	
		FG-FGA	FG-FGA	FT-FTA	Off	Def	Tot								
04	KOULECHOV, Egor	f	4-10	3-7	4-4	0	2	2	4	15	3	1	0	1	29
04	DRONE, Andrew	f	6-8	0-0	0-2	3	3	6	0	12	0	2	0	0	21
00	CASHAW, Connor	g	2-10	0-6	0-0	1	4	5	1	4	3	0	1	1	31
01	GUERACY, Max	g	0-2	0-1	0-0	0	3	3	0	5	8	0	0	0	34
02	EVANS, Marcus	g	10-17	4-8	3-4	0	3	3	2	27	1	7	0	4	38
12	LETCHER-ELLIS, M.		3-6	0-1	6-6	2	3	5	2	12	0	2	2	0	21
15	MENCY, Bishop		2-4	1-2	0-0	3	5	8	1	5	0	1	0	0	26
Team						1	2	3							
Totals			27-57	8-25	13-16	10	25	35	13	75	12	21	3	6	200
FG % 1st Half: 14-34 41.2% 2nd half: 13-23 56.5% Game: 27-57 47.4%															
3FG % 1st Half: 3-15 20.0% 2nd half: 5-10 50.0% Game: 8-25 32.0%															
FT % 1st Half: 3-5 60.0% 2nd half: 10-11 90.9% Game: 13-16 81.3%															

Officials: Rick Crawford, Duke Edsall, Tom Eades  
Technical fouls: Charlotte-None. Rice-None.  
Attendance: 1349

Score by periods	1st	2nd	Total
Charlotte	38	50	88
Rice	34	41	75

	In	Off	2nd	Fast	Bench
Points	Paint	T/O	Chance	Break	
CHA	34	18	14	4	5
RICE	36	17	15	6	17

Last FG - CHA 2nd-01:23, RICE 2nd-00:50.  
Largest lead - CHA by 13 2nd-00:54, RICE by 2 1st-18:39.  
CHA led for 35:45, RICE led for 01:55. Game was tied for 02:19.

Score tied - 4 times.  
Lead changed - 10 times.

## Game 31- North Texas 80, Charlotte 77

**Official Basketball Box Score -- Game Totals -- Final Statistics**  
**Charlotte vs North Texas**  
**3/5/16 7:00 p.m. at Denton, TX (The Super Pit)**

**Charlotte 77 • 13-18, 9-9 CUSA**

		Total		3-Ptr		Rebounds										
#	Player	FG-FGA	FG-FGA	FT-FTA	Off	Def	Tot	PF	TP	A	TO	Blk	Stl	Min		
50	UCHEBO, Joseph	c	11-18	0-0	1-1	6	13	19	0	23	1	1	0	2	35	
01	OGBUEZE, Braxton	g	5-14	2-10	2-2	0	2	2	1	14	4	3	0	1	38	
02	WHITE, Andrien	g	1-5	0-3	0-0	0	0	0	2	2	0	0	0	0	16	
03	DAVIS, Jon	g	4-9	0-1	1-2	1	1	2	1	9	3	3	0	0	35	
10	SCOTT, Curran	g	2-8	1-2	5-6	0	2	2	5	10	2	2	0	0	30	
00	CAMIDGE, Ridell		2-4	1-3	0-0	0	2	2	0	5	0	0	0	0	7	
15	VANHOOK, Anthony		5-8	0-0	4-6	4	2	6	3	14	2	3	0	1	30	
25	AUBE, Reid		0-0	0-0	0-0	0	0	0	2	0	0	0	0	0	2	
31	GRICIUNAS, Benas		0-2	0-0	0-0	0	1	1	2	0	0	0	0	0	3	
35	PAPPAS, Cameron		0-0	0-0	0-0	0	0	0	0	0	0	0	0	1	4	
Team						4	1	5								
Totals			30-68	4-19	13-17	15	24	39	16	77	12	12	0	5	200	
FG % 1st Half: 13-35 37.1% 2nd half: 17-33 51.5% Game: 30-68 44.1% Deadball Rebounds 1																
3FG % 1st Half: 3-12 25.0% 2nd half: 1-7 14.3% Game: 4-19 21.1%																
FT % 1st Half: 9-11 81.8% 2nd half: 4-6 66.7% Game: 13-17 76.5%																

**North Texas 80 • 12-19, 7-11 CUSA**

#	Player	Total		3-Ptr	Rebounds			PF	TP	A	TO	Bl
---	--------	-------	--	-------	----------	--	--	----	----	---	----	----

& - Battle 4 Atlantis, Paradise Island, Bahamas  
\* = Conference USA game

**THE STAT CREW SYSTEM**  
**Charlotte Combined Team Statistics (as of Mar 05, 2016)**  
**Conference games**

<b>RECORD:</b>	<b>OVERALL</b>	<b>HOME</b>	<b>AWAY</b>	<b>NEUTRAL</b>
ALL GAMES	9-9	6-3	3-6	0-0
CONFERENCE	9-9	6-3	3-6	0-0
NON-CONFERENCE	0-0	0-0	0-0	0-0

##	Player	gp-gs	min	avg	Total		3-Point		F-Throw		Rebounds				pf	dq	a	to	blk	stl	pts	avg
					fg-fga	fg%	3fg-fga	3fg%	ft-fa	ft%	off	def	tot	avg								
01	OGBUEZE, Braxton	18-18	674	37.4	96-228	.421	66-156	.423	30-35	.857	8	39	47	2.6	26	0	58	21	2	12	288	16.0
50	UCHEBO, Joseph	18-18	591	32.8	122-210	.581	0-0	.000	40-75	.533	79	160	239	13.3	36	0	20	28	10	21	284	15.8
10	SCOTT, Curran	18-14	508	28.2	68-142	.479	18-37	.486	82-95	.863	8	36	44	2.4	40	2	26	32	0	10	236	13.1
03	DAVIS, Jon	18-18	623	34.6	83-179	.464	19-49	.388	51-70	.729	16	39	55	3.1	41	0	95	55	4	16	236	13.1
02	WHITE, Andrien	18-18	516	28.7	72-167	.431	47-106	.443	29-44	.659	8	57	65	3.6	56	5	21	19	4	28	220	12.2
15	VANHOOK, Anthony	16-3	408	25.5	53-98	.541	2-3	.667	13-19	.684	25	45	70	4.4	43	0	44	24	6	13	121	7.6
31	GRICIUNAS, Benas	15-0	96	6.4	17-32	.531	4-7	.571	3-6	.500	6	18	24	1.6	22	0	2	11	2	3	41	2.7
00	CAMIDGE, Ridell	14-1	156	11.1	13-48	.271	8-37	.216	4-10	.400	2	20	22	1.6	9	0	8	8	0	0	38	2.7
35	PAPPAS, Cameron	5-0	18	3.6	1-4	.250	1-2	.500	4-4	1.000	0	3	3	0.6	1	0	1	0	0	1	7	1.4
25	AUBE, Reid	15-0	95	6.3	5-5	1.000	0-0	.000	7-7	1.000	8	10	18	1.2	20	0	2	2	1	0	17	1.1
30	WARNER, Mitch	1-0	2	2.0	0-2	.000	0-2	.000	0-0	.000	0	0	0	0.0	2	0	0	0	0	0	0	0.0
05	WILSON, Gavin	3-0	5	1.7	0-2	.000	0-1	.000	0-0	.000	0	0	0	0.0	0	0	0	1	0	0	0	0.0
20	BLAKLEY, Cameron	4-0	8	2.0	0-4	.000	0-4	.000	0-0	.000	0	0	0	0.0	9	0	0	1	1	0	0	0.0
Team											27	25	52				7					
Total.....		18	3700		530-1121	.473	165-404	.408	263-365	.721	187	452	639	35.5	305	7	277	209	30	104	1488	82.7
Opponents.....		18	3700		526-1097	.479	142-359	.396	226-316	.715	175	463	638	35.4	312	-	244	237	58	91	1420	78.9

x-Inactive player

<b>TEAM STATISTICS</b>	<b>CHA</b>	<b>OPP</b>	<b>Date</b>	<b>Opponent</b>	<b>Score</b>	<b>Att.</b>
SCORING	1488	1420	* 01/02/16	at Old Dominion	L 65-74	6733
Points per game	82.7	78.9	* 01/07/16	at Southern Miss	W 82-76	2703
Scoring margin	+3.8	-	* 01/09/16	at LA Tech	Lot 90-93	4209
FIELD GOALS-ATT	530-1121	526-1097	* 01/14/16	MIDDLE TENNESSEE	L 72-73	3914
Field goal pct	.473	.479	* 01/16/16	UAB	L 72-74	4477
3 POINT FG-ATT	165-404	142-359	* 01/21/16	MARSHALL	W 103-95	4015
3-point FG pct	.408	.396	* 01/23/16	WKU	W 88-71	4197
3-pt FG made per game	9.2	7.9	* 01/28/16	at FIU	W 72-69	1109
FREE THROWS-ATT	263-365	226-316	* 01/30/16	at Florida Atlantic	L 77-82	936
Free throw pct	.721	.715	* 02/06/16	OLD DOMINION	Lot 69-74	4646
F-Throws made per game	14.6	12.6	* 02/11/16	RICE	W 102-73	3127
REBOUNDS	639	638	* 02/13/16	NORTH TEXAS	W 103-79	4444
Rebounds per game	35.5	35.4	* 02/18/16	at Marshall	L 72-87	6164
Rebounding margin	+0.1	-	* 02/20/16	at WKU	L 54-59	3570
ASSISTS	277	244	* 02/25/16	UTSA	Wo2 114-108	3701
Assists per game	15.4	13.6	* 02/27/16	UTEP	W 88-78	5813
TURNOVERS	209	237	* 03/03/16	at Rice	W 88-75	1349
Turnovers per game	11.6	13.2	* 3/5/16	at North Texas	L 77-80	2156
Turnover margin	+1.6	-				
Assist/turnover ratio	1.3	1.0				
STEALS	104	91				
Steals per game	5.8	5.1				
BLOCKS	30	58				
Blocks per game	1.7	3.2				
ATTENDANCE	38334	28929				
Home games-Avg/Game	9-4259	9-3214				
Neutral site-Avg/Game	-	0-0				

& - Battle 4 Atlantis, Paradise Island, Bahamas  
 \* = Conference USA game

<b>Score by Periods</b>	<b>1st</b>	<b>2nd</b>	<b>OT</b>	<b>OT2</b>	<b>Totals</b>
Charlotte	647	807	22	12	1488
Opponents	675	709	30	6	1420



**THE STAT CREW SYSTEM**  
**Charlotte Team High/Low Analysis (as of Mar 05, 2016)**  
**All games**

**Charlotte - TEAM GAME HIGHS**

POINTS	114	UTSA (02/25/16)
	111	CITADEL (12/29/15)
	103	NORTH TEXAS (02/13/16)
	103	MARSHALL (01/21/16)
	102	RICE (02/11/16)
FIELD GOALS MADE	42	CITADEL (12/29/15)
	37	RICE (02/11/16)
FIELD GOAL ATTEMPTS	82	at LA Tech (01/09/16)
	78	at Marshall (02/18/16)
FIELD GOAL PERCENTAGE	.600 (42-70)	CITADEL (12/29/15)
	.569 (33-58)	NORTH TEXAS (02/13/16)
3 PT FIELD GOALS MADE	17	RICE (02/11/16)
	14	NORTH TEXAS (02/13/16)
3 PT FG ATTEMPTS	32	at LA Tech (01/09/16)
	31	NORTH TEXAS (02/13/16)
3 PT FG PERCENTAGE	.667 (10-15)	MARSHALL (01/21/16)
	.611 (11-18)	at Appalachian State (12/19/15)
FREE THROWS MADE	33	UTSA (02/25/16)
	25	FURMAN (11/19/15)
FREE THROW ATTEMPTS	39	UTSA (02/25/16)
	34	CITADEL (12/29/15)
	34	ELON (11/13/15)
FREE THROW PERCENTAGE	.929 (13-14)	at Rice (03/03/16)
	.917 (11-12)	RICE (02/11/16)
REBOUNDS	49	at LA Tech (01/09/16)
	45	at Marshall (02/18/16)
	45	MARSHALL (01/21/16)
ASSISTS	24	RICE (02/11/16)
	24	at North Carolina A&T (02/03/16)
STEALS	11	at Rice (03/03/16)
	11	CITADEL (12/29/15)
BLOCKED SHOTS	7	RICE (02/11/16)
	5	CITADEL (12/29/15)
	5	GEORGETOWN (12/22/15)
	5	vs Washington (11/27/15)
	5	at East Carolina (11/16/15)
TURNOVERS	24	at WKU (02/20/16)
	19	vs Washington (11/27/15)
FOULS	25	vs Washington (11/27/15)
	24	at Appalachian State (12/19/15)
	24	DAVIDSON (12/01/15)

**THE STAT CREW SYSTEM**  
**Charlotte High/Low Analysis (as of Mar 05, 2016)**  
**All games**

**Opponent - GAME HIGHS**

POINTS	109	DAVIDSON (12/01/15)
	108	UTSA (02/25/16)
	102	vs Michigan (11/26/15)
	95	MARSHALL (01/21/16)
	93	at LA Tech (01/09/16)
	93	CITADEL (12/29/15)
FIELD GOALS MADE	39	vs Michigan (11/26/15)
	37	UTSA (02/25/16)
	37	MARSHALL (01/21/16)
FIELD GOAL ATTEMPTS	74	UTSA (02/25/16)
	73	CITADEL (12/29/15)
FIELD GOAL PERCENTAGE	.619 (39-63)	vs Michigan (11/26/15)
	.581 (36-62)	DAVIDSON (12/01/15)
3 PT FIELD GOALS MADE	15	DAVIDSON (12/01/15)
	14	UTSA (02/25/16)
	14	at LA Tech (01/09/16)
	14	vs Syracuse (11/25/15)
3 PT FG ATTEMPTS	36	at Marshall (02/18/16)
	31	UTSA (02/25/16)
3 PT FG PERCENTAGE	.636 (7-11)	at East Carolina (11/16/15)
	.583 (14-24)	at LA Tech (01/09/16)
FREE THROWS MADE	24	NORTH TEXAS (02/13/16)
	23	at #21 Miami (12/05/15)
FREE THROW ATTEMPTS	31	NORTH TEXAS (02/13/16)
	29	UTSA (02/25/16)
	29	DAVIDSON (12/01/15)
FREE THROW PERCENTAGE	.933 (14-15)	WKU (01/23/16)
	.857 (12-14)	vs Michigan (11/26/15)
REBOUNDS	52	at Marshall (02/18/16)
	44	vs Michigan (11/26/15)
	44	vs Syracuse (11/25/15)
ASSISTS	21	at LA Tech (01/09/16)
	21	vs Michigan (11/26/15)
STEALS	13	FURMAN (11/19/15)
	11	UTSA (02/25/16)
BLOCKED SHOTS	12	vs Syracuse (11/25/15)
	11	at FIU (01/28/16)
TURNOVERS	21	at Rice (03/03/16)
	21	FURMAN (11/19/15)
FOULS	26	UTSA (02/25/16)
	26	ELON (11/13/15)

**THE STAT CREW SYSTEM**  
**Charlotte High/Low Analysis (as of Mar 05, 2016)**  
**All games**

**Charlotte - GAME LOWS**

POINTS	47	vs Michigan (11/26/15)
	54	at WKU (02/20/16)
	59	GEORGETOWN (12/22/15)
	60	at #21 Miami (12/05/15)
	65	at Old Dominion (01/02/16)
FIELD GOALS MADE	15	vs Michigan (11/26/15)
	21	GEORGETOWN (12/22/15)
	21	MIDDLE TENNESSEE (01/14/16)
	21	at WKU (02/20/16)
FIELD GOAL ATTEMPTS	41	at WKU (02/20/16)
	50	MIDDLE TENNESSEE (01/14/16)
FIELD GOAL PERCENTAGE	.259 (15-58)	vs Michigan (11/26/15)
	.343 (24-70)	DAVIDSON (12/01/15)
3 PT FIELD GOALS MADE	3	at #21 Miami (12/05/15)
	4	FURMAN (11/19/15)
	4	vs Michigan (11/26/15)
	4	at North Texas (3/5/16)
3 PT FG ATTEMPTS	12	at WKU (02/20/16)
	14	at Florida Atlantic (01/30/16)
3 PT FG PERCENTAGE	.167 (3-18)	at #21 Miami (12/05/15)
	.211 (4-19)	at North Texas (3/5/16)
FREE THROWS MADE	5	at Old Dominion (01/02/16)
	6	at WKU (02/20/16)
FREE THROW ATTEMPTS	12	at Old Dominion (01/02/16)
	12	RICE (02/11/16)
	12	at WKU (02/20/16)
FREE THROW PERCENTAGE	.417 (5-12)	at Old Dominion (01/02/16)
	.500 (6-12)	at WKU (02/20/16)
	.500 (8-16)	vs Washington (11/27/15)
	.500 (10-20)	GEORGETOWN (12/22/15)
	.500 (15-30)	at Southern Miss (01/07/16)
REBOUNDS	26	at East Carolina (11/16/15)
	27	vs Michigan (11/26/15)
ASSISTS	5	UAB (01/16/16)
	7	ELON (11/13/15)
	7	vs Michigan (11/26/15)
STEALS	3	at Southern Miss (01/07/16)
	3	UAB (01/16/16)
BLOCKED SHOTS	0	at Florida Atlantic (01/30/16)
	0	at WKU (02/20/16)
	0	at North Texas (3/5/16)
TURNOVERS	5	at #21 Miami (12/05/15)
	6	UAB (01/16/16)
FOULS	12	at North Carolina A&T (02/03/16)
	12	RICE (02/11/16)

**THE STAT CREW SYSTEM**  
**Charlotte High/Low Analysis (as of Mar 05, 2016)**  
**All games**

**Opponent - GAME LOWS**

POINTS	59		at WKU (02/20/16)
	62		GEORGETOWN (12/22/15)
	66		at Appalachian State (12/19/15)
	68		FURMAN (11/19/15)
	69		at FIU (01/28/16)
FIELD GOALS MADE	16		at WKU (02/20/16)
	18		GEORGETOWN (12/22/15)
FIELD GOAL ATTEMPTS	53		at East Carolina (11/16/15)
	53		GEORGETOWN (12/22/15)
	53		at WKU (02/20/16)
FIELD GOAL PERCENTAGE	.302	(16-53)	at WKU (02/20/16)
	.340	(18-53)	GEORGETOWN (12/22/15)
3 PT FIELD GOALS MADE	1		at Old Dominion (01/02/16)
	2		OLD DOMINION (02/06/16)
3 PT FG ATTEMPTS	8		at Old Dominion (01/02/16)
	10		OLD DOMINION (02/06/16)
3 PT FG PERCENTAGE	.125	(1-8)	at Old Dominion (01/02/16)
	.200	(2-10)	OLD DOMINION (02/06/16)
FREE THROWS MADE	2		RICE (02/11/16)
	5		vs Syracuse (11/25/15)
FREE THROW ATTEMPTS	7		RICE (02/11/16)
	10		vs Syracuse (11/25/15)
FREE THROW PERCENTAGE	.286	(2-7)	RICE (02/11/16)
	.471	(8-17)	MIDDLE TENNESSEE (01/14/16)
REBOUNDS	25		at Appalachian State (12/19/15)
	28		RICE (02/11/16)
ASSISTS	6		CAMPBELL (12/09/15)
	7		at WKU (02/20/16)
STEALS	2		UAB (01/16/16)
	2		UTEP (02/27/16)
BLOCKED SHOTS	0		ELON (11/13/15)
	0		OLD DOMINION (02/06/16)
	0		NORTH TEXAS (02/13/16)
TURNOVERS	7		DAVIDSON (12/01/15)
	7		OLD DOMINION (02/06/16)
FOULS	10		RICE (02/11/16)
	13		at Appalachian State (12/19/15)
	13		at LA Tech (01/09/16)
	13		at Marshall (02/18/16)
	13		at Rice (03/03/16)



**THE STAT CREW SYSTEM**  
**Charlotte Player High/Low Analysis (as of Mar 05, 2016)**  
**All games**

**Charlotte - INDIVIDUAL GAME HIGHS**

Points	30		OGBUEZE, Braxton at Rice (03/03/16)
	30		WHITE, Andrien vs Marshall (01/21/16)
	30		SCOTT, Curran vs UAB (01/16/16)
	27		WHITE, Andrien at Old Dominion (01/02/16)
	25		OGBUEZE, Braxton at Appalachian State (12/19/15)
Field Goals Made	11		UCHEBO, Joseph at North Texas (3/5/16)
	11		UCHEBO, Joseph vs Marshall (01/21/16)
	11		SCOTT, Curran vs UAB (01/16/16)
Field Goal Att.	23		UCHEBO, Joseph vs Marshall (01/21/16)
	21		SULLIVAN, Bernard vs Davidson (12/01/15)
FG Pct (min 5 made)	1.000	(6-6)	VANHOOK, Anthony vs North Texas (02/13/16)
	.900	(9-10)	UCHEBO, Joseph vs UTSA (02/25/16)
	.900	(9-10)	UCHEBO, Joseph at North Carolina A&T (02/03/16)
3-Point FG Made	8		OGBUEZE, Braxton at Rice (03/03/16)
	8		WHITE, Andrien vs Marshall (01/21/16)
	8		WHITE, Andrien at Old Dominion (01/02/16)
3-Point FG Att.	14		OGBUEZE, Braxton at Rice (03/03/16)
	13		OGBUEZE, Braxton at LA Tech (01/09/16)
3-Pt FG Pct (min 2 made)	1.000	(7-7)	OGBUEZE, Braxton at Appalachian State (12/19/15)
	1.000	(4-4)	SCOTT, Curran vs Rice (02/11/16)
	1.000	(2-2)	GRICIUNAS, Benas at WKU (02/20/16)
	1.000	(2-2)	SCOTT, Curran vs North Texas (02/13/16)
	1.000	(2-2)	VANHOOK, Anthony at Southern Miss (01/07/16)
	1.000	(2-2)	SCOTT, Curran vs Furman (11/19/15)
Free Throws Made	13		SCOTT, Curran vs UTSA (02/25/16)
	12		SCOTT, Curran vs Marshall (01/21/16)
Free Throw Att.	15		SCOTT, Curran vs UTSA (02/25/16)
	13		SCOTT, Curran vs Marshall (01/21/16)
FT Pct (min 3 made)	1.000	(11-11)	SCOTT, Curran vs Furman (11/19/15)
	1.000	(5-5)	UCHEBO, Joseph vs North Texas (02/13/16)
	1.000	(4-4)	DAVIS, Jon at Rice (03/03/16)
	1.000	(4-4)	WHITE, Andrien vs UTEP (02/27/16)
	1.000	(4-4)	DAVIS, Jon vs UTSA (02/25/16)
	1.000	(4-4)	SCOTT, Curran vs Old Dominion (02/06/16)
	1.000	(4-4)	UCHEBO, Joseph vs Old Dominion (02/06/16)
	1.000	(4-4)	WHITE, Andrien vs WKU (01/23/16)
	1.000	(4-4)	SCOTT, Curran vs WKU (01/23/16)
	1.000	(4-4)	SCOTT, Curran at LA Tech (01/09/16)
	1.000	(4-4)	VANHOOK, Anthony vs Davidson (12/01/15)
	1.000	(4-4)	SULLIVAN, Bernard vs Davidson (12/01/15)
	1.000	(4-4)	UCHEBO, Joseph vs Michigan (11/26/15)
	1.000	(4-4)	VANHOOK, Anthony at East Carolina (11/16/15)
	1.000	(3-3)	WHITE, Andrien at Rice (03/03/16)
	1.000	(3-3)	VANHOOK, Anthony at North Carolina A&T (02/03/16)
	1.000	(3-3)	OGBUEZE, Braxton vs Syracuse (11/25/15)
	1.000	(3-3)	WHITE, Andrien vs Elon (11/13/15)
Rebounds	21		UCHEBO, Joseph vs Marshall (01/21/16)
	20		UCHEBO, Joseph at LA Tech (01/09/16)
Assists	10		DAVIS, Jon vs Rice (02/11/16)
	8		VANHOOK, Anthony at East Carolina (11/16/15)
Steals	5		WHITE, Andrien at Rice (03/03/16)
	5		WHITE, Andrien vs Citadel (12/29/15)
Blocked Shots	2		VANHOOK, Anthony vs UTEP (02/27/16)

	2	UCHEBO, Joseph vs North Texas (02/13/16)
	2	VANHOOK, Anthony vs Rice (02/11/16)
	2	DAVIS, Jon vs Old Dominion (02/06/16)
	2	UCHEBO, Joseph vs Citadel (12/29/15)
	2	UCHEBO, Joseph vs Georgetown (12/22/15)
	2	GRICIUNAS, Benas vs Campbell (12/09/15)
	2	AUBE, Reid vs Davidson (12/01/15)
	2	SULLIVAN, Bernard vs Washington (11/27/15)
	2	UCHEBO, Joseph vs Furman (11/19/15)
	2	SULLIVAN, Bernard at East Carolina (11/16/15)
	2	VANHOOK, Anthony at East Carolina (11/16/15)
Turnovers	8	DAVIS, Jon at WKU (02/20/16)
	6	SULLIVAN, Bernard vs Washington (11/27/15)
Fouls	5	SCOTT, Curran at North Texas (3/5/16)
	5	WHITE, Andrien vs UTSA (02/25/16)
	5	WHITE, Andrien at WKU (02/20/16)
	5	WHITE, Andrien at Marshall (02/18/16)
	5	WHITE, Andrien vs Old Dominion (02/06/16)
	5	WHITE, Andrien vs UAB (01/16/16)
	5	SCOTT, Curran at LA Tech (01/09/16)
	5	DAVIS, Jon vs Washington (11/27/15)
Minutes	50	DAVIS, Jon vs UTSA (02/25/16)
	49	OGBUEZE, Braxton vs UTSA (02/25/16)
	44	VANHOOK, Anthony vs UTSA (02/25/16)
	41	OGBUEZE, Braxton at LA Tech (01/09/16)
	41	WHITE, Andrien at LA Tech (01/09/16)
	41	UCHEBO, Joseph at LA Tech (01/09/16)