

miami

CONTACT: Amy (Woodruff) LaBrie, Associate Communications Director
 O: (305) 284-3241 | C: (813) 410-1194
 LaBrie@miami.edu | @CanesHoops

2015-16 SCHEDULE

DATE	OPPONENT	RADIO	TV	TIME
Nov. 13	UT Rio Grande Valley	\$	ESPN3	W, 86-59
Nov. 16	Louisiana	^	RSN	W, 93-77

Puerto Rico Tip-Off

Nov. 19	vs. Mississippi State	^	ESPN2	W, 105-79
Nov. 20	vs. No. 16 Utah	\$	ESPNU	W, 90-66
Nov. 22	vs. No. 22/20 Butler	\$	ESPN2	W, 85-75
Nov. 27	[15/19] Northeastern	^	ESPN3	L, 77-78
Dec. 1	[21] at Nebraska	^	ESPNU	9 p.m.
Dec. 5	Charlotte	\$	ESPN3	4 p.m.
Dec. 8	Florida	^	ESPN2	7 p.m.
Dec. 19	Charleston	\$	RSN	2 p.m.
Dec. 22	at La Salle (at Palestra)	^	CBSSN	5 p.m.
Dec. 29	Princeton	^	ESPN3	7 p.m.

Jan. 2	Syracuse	\$	ACCN	2:30 p.m.
Jan. 9	Florida State	\$	ESPN2	5 p.m.
Jan. 12	at Virginia	\$	ESPNU	7 p.m.
Jan. 16	at Clemson	\$	ACCN	2 p.m.
Jan. 20	at Boston College	\$	RSN	9 p.m.
Jan. 23	Wake Forest	\$	ACCN	12 p.m.
Jan. 25	Duke	\$	ESPN	7 p.m.
Jan. 30	at NC State	\$	ACCN	3 p.m.
Feb. 3	Notre Dame	\$	ESPN2	7 p.m.
Feb. 7	at Georgia Tech	\$	ESPNU	1 p.m.
Feb. 9	Pittsburgh	^	ESPNU	7 p.m.
Feb. 14	at Florida State	\$	ESPNU	6:30 p.m.
Feb. 17	Virginia Tech	\$	RSN	9 p.m.
Feb. 20	at North Carolina	\$	CBS	1 p.m.
Feb. 22	Virginia	\$	ESPN	7 p.m.
Feb. 27	Louisville	^	ACCN	2 p.m.
March 2	at Notre Dame	\$	ESPN2	7 p.m.
March 5	at Virginia Tech	\$	ACCN	4 p.m.

ACC Tournament, Washington, D.C.

March 8-12 ESPN/E2/ESPNU

Game times listed in ET and subject to change.

Home games played in the BankUnited Center

[] Miami's AP / USA Today ranking

RSN - Regional Sports Network ACCN - ACC Network

\$ 560 WQAM Radio ^ WHIM 1080 Radio

All ACC games on ESPN will also be available on WatchESPN

All ACC games on ACCN or RSN will also be available on ESPN3

MIAMI MEDIA GUIDE

Miami did not print media guides again this season.

The Canes' stats, notes and almanac are online at:

<http://gocan.es/mbbnotes>.**#21 MIAMI**HURRICANES
(5-1)**LEADERS****Points per Game**Sheldon McClellan, 17.5
Angel Rodriguez, 12.7**Rebounds per Game**

Tonye Jekiri, 10.3

Assists per Game

Angel Rodriguez, 4.8

NEBRASKACORNHUSKERS
(5-2)**LEADERS****Points per Game**Andrew White, 14.9
Shavon Shields, 13.4**Rebounds per Game**

Shavon Shields, 5.3

Assists per Game

Shavon Shields, 3.1

SETTING THE SCENE

Dec. 1, 2015 | 9 p.m. ET
 Pinnacle Bank Arena | Lincoln, Neb.

TV: ESPNU | ESPN3
 Radio: 1080 WHIM
 Web: WatchESPN



Coach Jim Larrañaga ranks in the top 60 on the list of winningest coaches all time, and top 15 amongst active coaches vs. major schools. After leading Miami to the 2013 NCAA Sweet 16 and winning the school's first ACC regular season and tournament championships, Larrañaga was honored as the AP, Naismith, USBWA Henry Iba, Adolph Rupp Cup and ACC Coach of the Year.

**THE GAME**

No. 21 Miami hits the road to face Nebraska in the 2015 Big Ten/ACC Challenge presented by The United States Marine Corps on Dec. 1 at 9 p.m. ET.

THE BIG TEN/ACC CHALLENGE

Miami is 3-5 in the ACC-Big Ten Challenge, with an 0-4 mark on the road and a 3-1 record at home. The ACC has won 10 of the 16 Challenges played to date; there have been two ties.

THE BROADCASTS

Catch the game on ESPNU with Adam Amin and Craig Robinson making the call. Also check out the game on WHIM 1080 radio with Joe Zagacki, the Voice of the Hurricanes.

THE COACH

Head coach Jim Larrañaga has a 566-384 overall record in his 32nd season as a head coach. He is 96-50 in his fifth season at the University of Miami, with a 41-29 mark in ACC play.

THE POLLS (as of Nov. 29)

AP: Miami - 21, Nebraska - NR

KenPom.com: Miami - 16, Nebraska - 101

USA TODAY: Miami - 21, Nebraska - NR

NCAA RPI: Miami - TBA, Nebraska - TBA

THE WEATHER

Projected temperatures on game day: Coral Gables - 83/73; Lincoln, Neb. - 35/21.

THE SERIES

Miami is 1-4 in the all-time series against Nebraska, which dates back to the 1951-52 season. The Canes are 1-2 at home against the Cornhuskers, 0-2 on the road and 0-0 at neutral sites. Miami lost the last matchup with Nebraska, falling to the Cornhuskers, 60-49, on Dec. 4, 2013 at the Pinnacle Bank Center in Lincoln, Neb., also in the Big Ten / ACC Challenge.

MIAMI SERIES VS. NEBRASKA (1-4)

Home: 1-2 Away: 0-2

Neutral: 0-0 Under Coach L: 0-1

Since rebirth in 1985: 0-3

11/30/51	W, 70-60	H
12/18/71	L, 85-58	A
12/16/00	L, 72-64	H
12/30/06	L, 82-67	H
12/4/13	L, 60-49	A

2015-16 ROSTER

NAME	YR.	POS.	HT.	WT.	HOMETOWN PREVIOUS SCHOOL (S)
0 Ja'Quan Newton	So.	G	6-2	180	Philadelphia, Pa. / Neumann-Goretti HS Knack for getting into the lane off the dribble ... Improved defensively over the summer ... Reserve point guard.
3 Anthony Lawrence, Jr.	Fr.	G	6-7	210	St. Petersburg, Fla. / Lakewood Senior Athletic and can attack the basket with authority ... Son of a high school coach ... PG in high school, small forward at Miami.
5 Davon Reed	Jr.	G	6-6	210	Ewing, N.J. / Princeton Day School (N.J.) 2015 NIT All-Tournament Team ... Hit 47.0% (77-164) FG and 45.7% (37-81) from 3 as a sophomore ... Guards multiple positions.
10 Sheldon McClellan	RSr.	G	6-5	200	Houston, Texas / Texas / Bellaire Jerry West Award preseason watch list ... 2015 NIT All-Tournament Team ... 2015 ACSMA All-ACC H.M. ... 2015 adidas Nations Prospects Camp.
12 James Palmer	So.	G	6-5	202	Washington, D.C. / St. John's College HS Can play positions 1-4 ... Good pull-up jumper and can make 3-pointers ... Knocked down 5-of-5 3-point attempts at Virginia Tech in 2015.
13 Angel Rodriguez	RSr.	G	5-11	185	Cupey, P.R. / Kansas State / Dr. Krop HS Puerto Rico Tip-Off MVP ... 2015 ACSMA All-ACC H.M. ... Floor general ... Vocal and physical leader.
15 Ebuka Izundu	Fr.	C	6-10	210	Charlotte, N.C. / Victory Christian Center / Nigeria 6-foot-10-inches tall, with 7-3 wingspan ... Great touch around the basket ... Moved to U.S. in 2013 to pursue basketball career.
20 Mike Robinson	Fr.	G	5-10	170	New Britain, Conn. / New Britain HS Team's student manager turned walk on ... Played basketball, football and was on track team in high school ... Good quickness.
21 Kamari Murphy	RJr.	F	6-8	220	Brooklyn, N.Y. / Oklahoma State / IMG / Lincoln HS Explosive athlete with pogo-stick type hops ... Takes pride in defense ... Can guard positions 1-5 ... Great straight-line driver.
23 Tonye Jekiri	Sr.	C	7-0	248	Hialeah, Fla. / Chagnagnat Catholic School / Nigeria ACC Player of the Week, Nov. 23 ... Led league with 10.9 rebounds in ACC games and 9.9 rpg in all games ... ACC All-Defensive Team.
33 Ivan Cruz Uceda	Sr.	F	6-10	217	Madrid, Spain / Harcum College (Pa.) Transformed body losing 20 pounds and dropping body fat from 24% to 9% in summer of 2015 ... Inside-outside player ... Great shooter.
35 Chris Stowell	So.	F	6-6	190	Exeter, N.H. / Tilton School (N.H.) / Exeter HS Walk on with good athleticism ... Continuously improving his strength ... Speaks English, Spanish, some Italian, Russian, Chinese & Hebrew.

REDSHIRT (Will sit 2015-16 season after transferring from San Jose State)

1 Rashad Muhammad*	Jr.	G	6-6	160	Las Vegas, Nev. / San Jose State / Bishop Gorman HS Big-time scorer with deep range ... Led SJSU in scoring two-straight seasons, 13.9 ppg as a sophomore and 13.2 ppg as a rookie.
---------------------------	------------	----------	------------	------------	---

LARRAÑAGA BY THE NUMBERS

5 - Coach Jim Larrañaga is one of five ACC coaches with a Final Four appearance to his credit. In 2006, Larrañaga became the first coach at a mid-major school to take his team to the NCAA Final Four in 27 years.

6 - In 31 years of coaching, Jim Larrañaga has a winning record in the NCAA Tournament, a 7-5 mark in six appearances.

7 - Larrañaga is no stranger to the ACC. In his seven seasons as an assistant coach at Virginia, the Cavaliers participated in the NCAA Final Four in 1981 and 1984, won three ACC Championships and finished in the Top 5 of the rankings.

10 - The 2015-16 marks the 10th anniversary of Larrañaga's Cinderella run to the 2006 NCAA Final Four with George Mason. Both associate head coach Chris Caputo and director of operations James Johnson were on that GMU staff.

15 - Larrañaga has made 15 postseason appearances in the past 26 years, including six NCAA tournaments.

32 - Larrañaga is in his 32nd year as a head coach and has successfully transitioned three institutions into successful programs: Miami, Bowling Green and George Mason.

500 - Coach L is one of five ACC coaches with 500 or more wins.

LARRAÑAGA - WHY MIAMI?

Along with returning to the best basketball conference in the country, Coach L had a few personal reasons for accepting the head coaching job at Miami. Coach's grandfather was from Cuba, where he produced the Larrañaga [lare-en-YAH-ga] cigar. Coach's father was raised in Key West before moving to The Bronx, N.Y., getting married and raising six children. Coach L was raised in The Bronx, but vacationed to Florida as a boy. He also has owned a house in Sarasota - which he bought from Dick Vitale's daughter - and three of his siblings have retired to Florida.

AP TOP 25

November 30, 2015

1 Kentucky (59)	6-0	1,619
2 Maryland (4)	6-0	1,512
3 Michigan State (2)	7-0	1,510
4 Kansas	4-1	1,342
5 Iowa State	5-0	1,338
6 Oklahoma	4-0	1,269
7 Duke	6-1	1,253
8 Villanova	6-0	1,218
9 North Carolina	5-1	1,155
10 Virginia	5-1	965
11 Purdue	6-0	904
12 Xavier	7-0	801
13 Gonzaga	4-1	788
14 Syracuse	6-0	696
15 Oregon	5-0	628
16 Vanderbilt	5-1	587
17 Cincinnati	7-0	551
18 Texas A&M	6-1	522
19 Arizona	6-1	504
20 West Virginia	6-0	363
21 Miami (FL)	5-1	289
22 SMU	4-0	256
23 Providence	6-1	247
24 Louisville	5-0	173
25 Baylor	4-1	162

USA TODAY COACHES POLL

November 30, 2015

1 Kentucky (29)	6-0	797
2 Maryland (3)	6-0	759
3 Michigan State	7-0	720
4 Iowa State	5-0	652
5 Duke	6-1	642
6 Kansas	4-1	615
7 Villanova	6-0	613
8 Oklahoma	4-0	607
9 North Carolina	5-1	549
10 Virginia	5-1	495
11 Purdue	6-0	456
12 Gonzaga	4-1	376
13 Vanderbilt	5-1	343
14 Arizona	6-1	320
15 West Virginia	6-0	299
16 Oregon	5-0	291
17 Cincinnati	7-0	282
18 Xavier	7-0	280
19 Syracuse	6-0	221
20 Texas A&M	6-1	175
21 Miami (FL)	5-1	145
22 Louisville	5-0	141
23 Baylor	4-1	113
24 Providence	6-1	110
25 Butler	4-1	65

PRONUNCIATIONS

Players

33 Ivan Cruz Uceda	E-von Cruise Ew-say-duh
15 Ebuka Izundu	E-boo-kuh E-zoon-do
23 Tonye Jekiri	Tahn-yay Jah-kEEr-EE
21 Kamari Murphy	Kuh-mar-EE
5 Davon Reed	Dave-on
35 Chris Stowell	Stoll

Coaches

Jim Larrañaga	LARE-uh-NAY-guh
Chris Caputo	Ca-poo-toe

Locations

Cupey, P.R.	kew-pay
Chagnagnat School	schomp-un-yaht

CLASS BREAKDOWN

Seniors	Ivan Cruz Uceda, Tonye Jekiri, Sheldon McClellan, Angel Rodriguez
Juniors	Kamari Murphy, Davon Reed, Rashad Muhammad (RS)
Sophomores	Ja'Quan Newton, James Palmer, Chris Stowell
Freshmen	Ebuka Izundu, Anthony Lawrence, Mike Robinson

GEOGRAPHIC BREAKDOWN

Nigeria	Tonye Jekiri Ebuka Izundu
Puerto Rico	Angel Rodriguez
Spain	Ivan Cruz Uceda
United States	
Connecticut	Mike Robinson
Florida	Anthony Lawrence, Jr.
Nevada	Rashad Muhammad
New Hampshire	Chris Stowell
New Jersey	Davon Reed
New York	Kamari Murphy
Pennsylvania	Ja'Quan Newton
Texas	Sheldon McClellan
Washington, D.C.	James Palmer

PRESEASON POLL

October 2015

1. North Carolina	1 Syracuse	6-0
2. Virginia	Louisville	5-0
3. Duke	Pitt	4-0
4. Notre Dame	4 Duke	5-1
5. Miami	Miami	5-1
6. Florida State	North Carolina	5-1
7. Louisville	Virginia	5-1
8. NC State	8 Clemson	4-1
9. Syracuse	Florida State	4-1
10. Pitt	Notre Dame	4-1
11. Wake Forest	11 Georgia Tech	4-2
12. Clemson	NC State	4-2
13. Georgia Tech	Virginia Tech	4-2
14. Virginia Tech	Wake Forest	4-2
15. Boston College	15 Boston College	3-2

SERIES VS. NEBRASKA

Overall	Nebraska leads 4-1
Games at Miami	1-2
Games at Nebraska	0-2
Games on neutral courts	0-0
Current streak	Nebraska won 4
Last meeting	Dec. 4, 2013. L, 49-60
Last Miami win	Nov. 30, 1951. 70-60
Last Nebraska win	Dec. 4, 2013. 60-49
Larrañaga at UM vs. Nebraska	0-1
Larrañaga all-time vs. Nebraska	1-3

ALL-TIME VS. RANKED OPPONENTS**HIGHEST RANKED OPPONENT DEF. AT HOME**

#1/1 Duke, 90-63, Jan. 23, 2013

HIGHEST RANKED OPPONENT DEF. ON ROAD

#2/2 Connecticut, 73-71, Feb. 20, 1999

VS. RANKED TEAMS ALL-TIME

Overall	52-141
Home	33-55
at BankUnited Center	14-23
Away	15-65
Neutral	4-21
Overtime + 2OT	1-6
Single Overtime	1-2
Double Overtime	0-4

VS. RANKED TEAMS SINCE REBIRTH (1985-86)

Overall	49-127
Home	30-48
Away	15-58
Neutral	4-21

VS. RANKED TEAMS SINCE JOINING ACC ('04-05)

Overall	24-52
Home	13-21
Away	8-21
Neutral	3-10
Conference Games	17-37
ACC Tournament	1-5
NCAA Tournament	0-2
Reg. Season, Non-Conf.	6-6

OVERALL NON-CONFERENCE GAMES

(includes conference tournament & postseason games)

Overall	14-57
Home	8-18
Away	2-20
Neutral	4-19

UNDER COACH JIM LARRAÑAGA

Overall	10-20
Home	4-8
Away	4-8
Neutral	2-4
Conference Games	5-15
ACC Tournament	0-2
NCAA Tournament	0-1
Reg. Season, Non-Conference	5-1

CANES IN THE POLLS IN 2015-16

	AP	USA TODAY	RPI
Preseason	RV (48)	RV (11)	
11/16	RV (37)	RV (2)	
11/23	15	19	
11/30	21	21	

MCCLELLAN EYEING 1,500 CAREER POINTS

Miami senior Sheldon McClellan has scored 1,498 points in his career, tallying 843 in two years at the University of Texas and 655 in a year and six games at UM.

MIAMI IN THE ACC / BIG TEN CHALLENGE

Miami is 3-5 in the Challenge, 0-4 on the road and 3-1 at home. The Canes have defeated a pair of ranked teams during Larrañaga's tenure, downing No. 13 Michigan State, 67-59, in 2012 and No. 24 Illinois, 70-61, a season ago.

2005 (ACC 6-5): Michigan d. Miami, 74-53
 2006 (ACC 8-3): Northwestern d. Miami, 61-59
 2007 (ACC 8-3): DNP
 2008 (ACC 6-5): Ohio State d. #21 Miami, 73-68
 2009 (Big Ten 6-5): Miami d. Minnesota, 63-58
 2010 (Big Ten 6-5): DNP
 2011 (Big Ten 8-4): Purdue d. Miami, 76-65
 2012 (Tied 6-6): Miami d. #13 Michigan State, 67-59
 2013 (Tied 6-6): Nebraska d. Miami, 60-49
 2014 (Big Ten 8-6): #15 Miami d. #24 Illinois, 70-61

DAVON REED'S CAREER GAME VS. NORTHEASTERN

Junior Davon Reed filled up his stat line against Northeastern on Nov. 27, posting 19 points, seven rebounds, four assists, a steal and a block. He was 7-10 from the field, 2-5 from three and 3-3 at the line. His 19 points tied his career high, as did his seven field goals made.

LARRAÑAGA CLOSING IN ON 100 WINS AT MIAMI

In just his fifth year at UM, Jim Larrañaga is closing in on 100 wins at The U. He is currently 96-50. Bruce Hale was the Miami coach who won 100 games the quickest, earning 100 victories in just 159 games. Hart Morris took 163 games, Frank Haith 174 and Leonard Hamilton took 230 games.

COMING OFF THE BENCH

Miami's bench is averaging 28.3 points per game. Against Mississippi State, the reserves tallied 50 points, followed by 31 against No. 22/20 Butler and 27 vs. UTRGV. Miami's bench low was 17 against Northeastern. Canes' opponents are averaging 21.0 bench points per game.

QUICK HITS

- As a team, Miami is hitting 52.3 percent from the field and 44.0 percent from three.
- Miami has posted 15.7 assists per game in the first six outings.
- Miami's bench has scored 28.3 points per game. The Canes' bench players have outscored the opponent's bench 170-126.
- The Canes have scored 34.3 points per game in the paint, including 50 paint points against Northeastern and 46 against Mississippi State.
- Miami is averaging 18.3 points off of turnovers, compared to 9.2 from the opponent. Miami is averaging just 9.7 turnovers per night, while forcing opponents to give it up 13.7 times per game.
- Miami trailed by only three points in its first two games, two points against Mississippi State and never trailed against nationally ranked Utah or Butler.
- Six Hurricanes are averaging at least 8.8 points per game.
- Four Canes pull down at least 3.0 rebounds per game.
- Six players are averaging at least 21.0 minutes per game.
- Eight Canes have knocked down a 3-pointer and 10 have attempted a three.
- Eight players are shooting better than 45 percent from the field and five are better than 45 percent from long distance.
- Only Kamari Murphy (3 GP) has not scored double-digit points in a game.
- UM is averaging 9.2 threes made per game and 19.8 made free throws per game.
- Miami has won six early-season tournaments since 2000: 2015-16 Puerto Rico Tip-Off, 2014-15 Charleston Classic, 2010-11 Las Vegas Holiday Hoops Classic, 2009-10 Charleston Classic, 2007-08 Puerto Rico Tip-Off and the 2001-02 Paradise Jam (Virgin Islands).

WHAT'S TRENDING

Ivan Cruz Uceda has knocked down at least one 3-pointer in each game.
 Tonye Jekiri has pulled down at least 10 rebounds in five games, including four games with 12. He has an assist in every outing.
 Sheldon McClellan has scored 16+ points in five of six games, has a steal in every game, and has shot better than 50 percent from the field in all but one game. He is 19-20 from the line.
 Ja'Quan Newton has scored double-digit points in five of six games after only scoring 10+ in four games as a rookie. He has already scored 72 points as a sophomore after 135 points in 34 games a season ago.
 Davon Reed has grabbed at least three rebounds in every game.
 Angel Rodriguez has knocked down a 3-pointer in every game. He has scored in double-digits in five-straight games, and notched at least three assists in each outing.

UM SINCE JOINING THE ACC IN 2004-05

Season	Overall	ACC W-L	ACC Rank/Seed	ACC T Post
2004-05	16-13	7-9	t6 / 6	0-1 NIT 0-1
2005-06	18-16	7-9	t7 / 8	1-1 NIT 2-1
2006-07	12-20	4-12	12 / 12	1-1
2007-08	23-11	8-8	t5 / 5	1-1 NCAA 1-1
2008-09	19-13	7-9	t7 / 9	0-1 NIT 1-1
2009-10	20-13	4-12	12 / 12	2-1
2010-11	21-15	6-10	9 / 9	1-1 NIT 2-1
2011-12	20-13	9-7	t4 / 6	1-1 NIT 1-1
2012-13	29-7	15-3	1 / 1	3-0 NCAA 2-1
2013-14	17-16	7-11	10 / 10	1-1
2014-15	25-13	10-8	6 / 6	1-1 NIT 4-1
2015-16	5-1			

SINCE THE ARRIVAL OF COACH L IN 2011-12 ...

(only includes teams while in the ACC, not with previous conference affiliations)

- Miami won ACC regular season and ACC tournament championships in 2013.
- Miami has 29 overall road wins, the most in the conference, leading 28 from North Carolina and Virginia and 26 from Duke.
- Miami has posted a 7-5 combined record against Duke (3-2) and North Carolina (4-3).
- Miami has the fourth-most ACC wins (41) in league play, behind Duke (55), Virginia (52) and North Carolina (50).
- Miami has the fourth-most ACC road wins (19) in league play, behind Duke (24), North Carolina (23) and Virginia (21).
- Miami is tied for the fourth-most ACC home wins (22), behind Duke and Virginia (31), North Carolina (27) and tied with Florida State and NC State (22).
- Miami is one of four schools with six or more wins in the ACC Tournament: North Carolina 7, NC State 7, Miami 6, Florida State 6.
- Miami is one of six ACC schools with a winning record in the NCAA tournament: Duke, Louisville, Miami, North Carolina, NC State, Notre Dame.
- Miami's seeds in the ACC Tournament have been No. 1, No. 6 (2x) and No. 10.
- Miami is one of 10 ACC teams to make an NCAA tournament appearance.
- Miami played in the championship game of the NIT in 2015.
- One ACC Coach of the Year, one ACC Player of the Year, ACC Defensive Player of the Year, one ACC Tournament MVP, four ACC All-Tournament, one first-team All-ACC, one second-team All-ACC, three third-team All-ACC, five honorable mention All-ACC, one ACC All-Rookie Team and four ACC All-Defensive Team selections.
- Miami has the most lopsided win over Duke (27 points) and second-most lopsided wins over Boston College (27 points), North Carolina (26 points) and Florida State (24 points) of any ACC team.
- Miami has won eight ACC games by 20 or more points: Boston College (27, 22, 22 and 21), Duke (27), North Carolina (26), Florida State (24) and Virginia Tech (24).

IN THE FOUR YEARS PRIOR TO THE ARRIVAL OF COACH L (2007-11) ...

- Miami posted the ninth-most ACC wins (25) in the league, ahead of NC State (20), Virginia (21) and Georgia Tech (21).
- Miami recorded 83 overall wins, tied for sixth-most in the ACC.
- Miami's seeds in the ACC Tournament were No. 5, No. 9 (2x) and No. 12.
- Miami was 1-12 combined against Duke and UNC.
- Miami had one first-team All-ACC, one third-team All-ACC, one honorable mention All-ACC, one ACC All-Rookie Team and one ACC Tournament Team selection.

UM COMMUNICATIONS

MBB Contact Amy (Woodruff) LaBrie
Associate Director of Communications
Work/Cell (305) 284-3241 / (813) 410-1194
E-mail LaBrie@miami.edu
Ass't AD for Communications Tom Symonds
Website www.HurricaneSports.com

2015-16 UM QUICK FACTS

Location Coral Gables, Fla.
Stadium BankUnited Center
Press Row 305-284-2111
Capacity 7,972
Enrollment 16,188
Founded 1925
Colors Orange, Green, White
Nickname Hurricanes
Mascot Sebastian the Ibis
Conference Atlantic Coast
President Julio Frenk
Director of Athletics Blake James
Address 5821 San Amaro Drive
Coral Gables, FL 33146

2014-15 Overall Record 25-13
Home/Away/Neutral 12-6 / 8-4 / 5-3
2014-15 ACC Record / Finish 10-8 / t-6th
Scholarship Players Returning / Lost 7 / 3
Newcomers 3

Head Coach Jim Larrañaga
Alma Mater Providence, 1971
Record at UM 96-50 / 5th season
Overall Record 566-384 / 32nd season

Chris Caputo Westfield (Mass.) State, '02
Jamal Brunt Randolph-Macon, '03
Adam Fisher Penn State, '06, '09
James Johnson Director of Operations
Jaime Vathielil Assoc. Director of Operations
Jason Robey Athletic Trainer
Steve Felde Strength & Conditioning Coach

HISTORY

First Season of Basketball 1926
Overall All-Time Record 968-720
Year UM Joined ACC 2004-05
NCAA Appearances Seven (6-7)
1960, 1998, 1999, 2000, 2002, 2008, 2013
Last NCAA Appearance L, 71-61
Sweet 16 vs. Marquette, 2013
NIT Appearances 12 (11-12)
1961, 1963, 1964, 1995, 1997,
2001, 2005, 2006, 2009, 2011, 2015
Last NIT Appearance (2011) L, 66-64 (ot)
Championship vs. Stanford, 2015

COMMUNICATIONS POLICIES

All interview requests for assistant coaches or athletics department staff members must be approved and cleared by Amy (Woodruff) LaBrie in the UM Communications office. Credential requests are taken via e-mail to LaBrie (LaBrie@miami.edu). Any misuse of credentials will result in removal from the BankUnited Center and the permanent voiding of the credential. The UM locker room is closed at all times. For home games, Coach L and at least one Hurricane player will report to the media room for interviews following the opposing team's press conference.

2015-16 LED (TIED) THE TEAM IN....

	Points	Rebounds	Assists	Steals	Blocks
Cruz Uceda					(1)
Izundu					
Jekiri		5			3 (1)
Lawrence		1		(1)	(1)
McClellan	3			1 (2)	(1)
Murphy					
Newton			1 (2)	(2)	
Palmer					
Reed	2		(1)	(1)	(1)
Rodriguez	1		3 (2)	3 (1)	(1)

BODY CHANGES FOR CRUZ UCEDA AND JEKIRI

Seniors Ivan Cruz Uceda and Tonye Jekiri have spent the summer in the weight room. Cruz Uceda has dropped 20 pounds from 237 to 217, and his body fat has slimmed down from 24 percent to nine percent in just a year in Miami. Jekiri has added 20 pounds to his 7-foot frame, now weighing 250 pounds.

CANES BRING EXPERIENCE TO THE COURT

Miami starts four seniors and a junior, thus entering the year with 16 seasons of collegiate basketball experience. The average age of the starting five is 22.2 years old: Ivan Cruz Uceda: 24, three seasons; Angel Rodriguez: 23, four seasons; Sheldon McClellan: 23, four seasons; Tonye Jekiri: 21, three seasons; Davon Reed: 20, two seasons.

JEKIRI'S SEASON-BY-SEASON PROGRESSION

Senior Tonye Jekiri nearly doubled his rebounding and scoring outputs each of his first three seasons with the Hurricanes, and as a senior is putting up career highs.

	FG%	FT%	REB	PTS
Jekiri-15-16	57.5 (23-40)	76.5	10.3	9.8
Jekiri-14-15	50.0 (123-246)	72.9	9.9	8.6
Jekiri-13-14	45.6 (57-12)	58.1	5.5	4.2
Jekiri 12-13	51.4 (18-35)	55.0	1.6	1.4
Jekiri 14-15 ACC	50.8 (65-128)	70.9	10.9	9.4
Jekiri 13-14 ACC	42.6 (29-68)	51.7	6.1	4.1
Jekiri 12-13 ACC	60.0 (12-20)	54.5	1.7	1.7

MCCLELLAN IMPROVES SHOOTING PERCENTAGES

Senior guard Sheldon McClellan drastically improved his shooting percentages since arriving at Miami for the 2014-15 season, after spending two years at Texas.

	FG%	3FG%	FT%	PPG
McClellan 2015-16	62.7	62.7	95.0	17.5
McClellan 2014-15	48.4	35.8	82.4	14.5
McClellan 2012-13	38.2	27.3	83.3	13.5
McClellan 2011-12	44.8	31.0	75.6	11.3

HOMECOMING FOR RODRIGUEZ, EARNS MVP

Senior guard Angel Rodriguez was named the Puerto Rico Tip-Off Most Valuable Player. He averaged 13.7 points and 4.0 assists, including 19 points in the championship game. The native of Cupey, P.R., just 20 minutes from San Juan, was greeted by many friends and family at each game.

THREE CANES ALL-TOURNEY IN PUERTO RICO

Sheldon McClellan, Angel Rodriguez and Tonye Jekiri were named to the Puerto Rico Tip-Off All Tournament Team. This is the first time three players from the same team were on the tournament squad.

Player	10+ points	20+ points	7+ rebounds	2+ blocks	4+ assists	3+ steals
Cruz Uceda	3		1	1		
Izundu	1		1			
Jekiri	2	1	5	2		
Lawrence	2				1	
McClellan	5	1			1	1
Murphy						
Newton	5				2	
Palmer	2					
Reed	3		1		1	
Rodriguez	5				5	

FIRSTS UNDER JIM LARRAÑAGA AT MIAMI

First game: Nov. 11, 2011 vs. Tennessee Tech. W, 69-58.
First starting lineup: Malcolm Grant, Durand Scott, Garrius Adams, Erik Swoope, Kenny Kadji.
First opening tip: Miami — Kenny Kadji.
First UM FG: 18:38, Durand Scott, 3-pointer.
First lead: 18:38, 3-0.
First halftime score: Tennessee Tech 32, Miami 27.
First win: Nov. 11, 2011. Miami 69, Tennessee Tech 58.
Attendance at first game: 3,600.
First loss: Nov. 25, 2011 at Ole Miss, 64-61 (OT).
First road win: Dec. 22, 2011 at Charlotte, 76-61.
First ACC game: Jan. 7, 2012 at Virginia, L, 52-51.
First ACC win: Jan. 18, 2012 vs. Clemson, 76-73.
First ACC regular season title: 2012-13.
First NIT championship game appearance: April 2, 2015.

JIM LARRAÑAGA = PROGRAM CHANGER

In Coach L's Four Seasons at Miami ...

- ACC Regular Season and Tournament Championships
- .650 winning percentage
- Three 20-win seasons in four years
- Three postseason appearances with seven victories
- 15 ACC wins in 2013
- One All-American

Seven Seasons before Coach L at UM ...

- .561 winning percentage
- Best conference finish was fifth place
- One NCAA Tournament appearance
- Most ACC wins in a season was eight

In Coach L's 14 Seasons at George Mason ...

- .626 winning percentage
- 13-straight winning seasons
- A Final Four appearance
- Five trips to the NCAA Tournament
- Nine postseason appearances
- First national ranking
- First appearance in top 10
- First wins over top 10 teams
- Winningest coach in league history

Seven Seasons before Coach L at GMU...

- .340 winning percentage
- Seven-straight losing seasons
- Zero postseason appearances
- Worst team in the CAA

PRO CANES

James Jones Cleveland Cavaliers (NBA)
Shane Larkin Brooklyn Nets (NBA)
Jimmy Graham Seattle Seahawks (NFL)
Erik Swoope Indianapolis Colts (NFL)
Adrian Thomas Bakersfield Jam (D-League)

Garrius Adams STB Le Havre (France)
Brian Asbury JL Bourg (France)
Rion Brown Basic-Fit Brussels (Belgium)
Guillermo Diaz Capitanes de Arecibo (Puerto Rico)
Julian Gamble Basic-Fit Brussels (Belgium)
Lawrence Gilbert CSU Atlassib Sibiu (Romania)
Malcolm Grant Mississauga Power (Canada)
Gary Hamilton Bohemios Montevideo (Uruguay)
Dequan Jones Acqua Vitasnella Cantu (Italy)
Kenny Kadji New Basket Enel Brindisi (Italy)
Anthony King Royal Hali Gaziantep (Turkey)
Donnavan Kirk Fukuoka Rising (Japan)
Trey McKinney Jones Maccabi Kiryat-Gat (Israel)
Darius Rice Karpos Sokoli 200 Skopje, (Macedonia)
Durand Scott Enel Brindisi (Italy)

**REGULAR-SEASON TOURNAMENTS
UNDER COACH L**

2011-12 *Orange Bowl Classic (Sunrise, Fla.)*
12/17 vs. Florida Atlantic W, 93-90 (20T)

2012-13 *Diamond Head Classic (Honolulu, Hawaii)*
12/22 at Hawai'i W, 73-58
12/23 vs. Arizona L, 50-69
12/25 vs. Indiana State L, 55-57 (OT)

2013-14 *Wooden Legacy (Anaheim, Calif.)*
11/18 at Co. of Charleston W, 70-54
11/28 vs. Geo. Wash. L, OT, 63-71
11/29 at Cal St. Fullerton W, 48-46
12/01 vs. Arizona State W, 60-57

2014-15 *Charleston Classic (Charleston, S.C.)*
11/20 vs. Drexel W, 66-46
11/21 vs. Akron W, 79-51
11/23 vs. Charlotte W, 77-58
11/25 at Charlotte W, 77-74

2015-16 *Puerto Rico Tip Off (San Juan, P.R.)*
11/19 Mississippi State W, 105-79
11/20 No. 16 Utah W, 90-66
11/22 No. 22/20 Butler W, 85-75

MIAMI VS. RANKED TEAMS UNDER COACH L

[] Miami rank () Opponent rank
AP/USA TODAY

2011-12
12/06/11 Memphis (21/20) L 71-54
1/07/12 at Virginia * (21/23) L 52-51
1/10/12 at North Carolina * (3/3) L 73-56
2/05/12 [RV/-] at Duke * (7/5) OT W 78-74
2/11/12 at Florida State * (15/17) L 64-59
2/15/12 North Carolina * (8/7) L 73-64
2/26/12 Florida State * (15/16) W 78-62
3/09/12 vs. Florida State (17/17) L 82-71

2012-13
11/28/12 Michigan State (13/14) W 67-59
12/23/12 vs. Arizona (4/5) L 69-50
1/23/13 [25/RV] Duke * (1/1) W 90-63
2/2/13 [14/15] at NC State * (19/19) W 79-78
3/2/13 [5/7] at Duke * (3/3) L 79-76
3/28/13 [5/4] vs. Marquette (15/16) L 71-61

2013-14
1/04/14 at Syracuse * (2/2) L 49-44
1/22/14 Duke * (18/18) L 67-46
1/25/14 Syracuse * (2/2) L 49-44
2/05/14 Pittsburgh * (25/22) OT L 59-55
2/26/14 at Virginia * (12/11) L 65-40

2014-15
11/17/14 [RV] at Florida (8/7) W 69-67
12/2/14 [15] Illinois (24/25) W 70-61
1/3/15 Virginia * (3/3) 20T L 80-89
1/13/15 at Duke * (4/4) W 90-74
1/17/15 at Notre Dame * (12/12) L 70-75
2/3/15 Louisville * (9/8) L 55-63
2/21/15 at Louisville (12/12) L 53-55
2/28/15 North Carolina (15/18) L 64-73
3/12/15 Notre Dame (11/9) L 63-70

2015-16
11/20/15 [RV/RV] vs. Utah (16) W 90-66
11/22/15 [RV/RV] vs. Butler (22/20) W 85-75

MIAMI LANDS HUELL, BROWN AND MILLER

The University of Miami men's basketball team landed a pair of top-30 players in Dewan Huell and Bruce Brown, and top 100 player Rodney Miller.

With the addition of these three players, Miami would have six top 100 players next season: Huell (25), Brown (44), Ja'Quan Newton (52), Miller (90), James Palmer (98).

Huell, at 6-10 and 218 pounds, is a five-star, top-25 power forward from Miami Norland High School. Nationally, he is ranked the No. 21 player by ESPN, No. 23 by Rivals and No. 25 by Scout. ESPN and Scout rank him fifth at his position, and Scout says he's the top player in the state of Florida, while ESPN and Rivals have him second in the state. A fluid player who finishes around the rim, Huell runs the floor and can beat his man off the dribble. He can hit the open 15-footer, as well as play with his back to the basket, scoring with a jump hook. Huell has the ability to elevate quickly, giving him the ability to block shots and grab offensive rebounds.

Brown, from Wakefield, Mass., is a four-star shooting guard at Vermont Academy in Saxton's River, Vt. At 6-4 and 205 pounds, Brown is ranked No. 30 by ESPN, No. 44 per Scout and No. 49 by Rivals. A combo guard with a 6-9 wingspan, Brown is one of the best defenders in the country and plays with tremendous energy. He is physical, has the ability to score off the dribble and can play multiple backcourt positions.

Miller is a 6-foot-11-inch, 245-pound center playing prep ball at Oak Hill Academy in Virginia. A native of Laurelton, N.Y., Miller is a consensus four-star recruit, ranked No. 90 overall by Scout.com and No. 114 by Rivals.com. As a center, he is ranked No. 17 by Scout.com and No. 15 by ESPN. Miller, with a 7-foot-1-inch wingspan, has the ability to alter shots defensively, is a blue-collar rebounder and has good offensive touch around the rim.

CANES SIGN TOP 10 RECRUITING CLASS

The 2016 recruiting class of Dewan Huell, Bruce Brown and Rodney Miller is being named a top-10 recruiting class in the country, with 247Sports ranking the class No. 7, Scout at No. 8, ESPN at No. 9 and Rivals at No. 10.

The 2016 class rankings top Miami's best mark from 2005, when the Canes signed four four-star recruits – Jimmy Graham, Brian Asbury, Adrian Thomas and Denis Clemente – in a class that was ranked No. 12 in the nation by Scout.

In 2009, Miami's signing class was nationally ranked No. 19 by Scout and No. 24 by ESPN. That Hurricanes' heralded 2009 class was comprised of ESPNU 100 picks Durand Scott, Garrius Adams and Donovan Kirk, in addition to May signee Antoine Allen.

Since 2002, Miami has signed 16 Scout.com top 100 players, including three five-star, top-25 players in DeQuan Jones (22, 2008), Huell (25) and Durand Scott (25, 2009). Since Larrañaga's arrival, his staff has signed five top-100 players in Huell (25), Brown (44), Ja'Quan Newton (52, 2014), Rodney Miller (90) and James Palmer (98, 2014).

Huell is the most lauded signee for Miami since Scott in 2009, Jones in 2008, No. 32 Guillermo Diaz in 2003 and McDonald's All-American Darius Rice in 2000.

POLL VAULT - CANES UNRANKED TO NO. 15/19 ON NOV. 23

Fresh off its championship run through the Puerto Rico Tip-Off that successfully concluded Sunday, Miami made its season debut in the top 20 of both major college basketball polls on Nov. 23. Miami checked in at No. 15 in the Associated Press top 25, and earned a No. 19 ranking in the USA TODAY Coaches Poll. According to the AP, Miami becomes the sixth program in the last 10 years to be unranked in the AP Top 25 one week and rise to at least No. 15 in the following week's poll, joining Connecticut, Syracuse, Florida, Villanova and Minnesota. It is also the highest ranking for Miami during the month of November in the history of the AP poll; the Hurricanes reached No. 17 in November in the 2008-09 and 2014-15 seasons.

Just one season ago, Miami went from unranked to No. 17/20 in the Nov. 24 polls, following a win over No. 8/7 Florida and a championship run in the Charleston Classic. The Canes were ranked five weeks last season. The Hurricanes were last ranked the week of Jan. 26, 2015, when the Canes were No. 23 in both polls.

Prior to the arrival of Coach L, Miami had not been ranked in the top 15 in either poll since Feb. 18, 2002 when the Canes were No. 17/13.

MIAMI WINS PUERTO RICO TIP-OFF

Miami defeated Mississippi State 105-79, then downed No. 16 Utah 90-66 and dropped No. 22/20 Butler 85-75 to win the 2015 Puerto Rico Tip-Off. The Canes outscored their opponents by 20.0 points per game, and out rebounded opponents by 8.7 rebounds per game. Miami also won the event in 2007-08.

JEKIRI NAMED ACC PLAYER OF THE WEEK

Senior forward Tonye Jekiri was named the Atlantic Coast Conference Player of the Week on Nov. 23. Jekiri was named to the Puerto Rico Tip-Off All-Tournament Team, where in three games, he averaged 13.3 points, 11.3 rebounds, 1.3 assists and 1.3 blocks in 28.0 minutes. He was 15-21 (71.4%) from the field and 10-11 (90.9%) at the line. Against No. 16 Utah and national center of the year nominee Jakob Poeltl, Jekiri posted his career high 20 points and grabbed 12 rebounds. He was 8-10 from the field and 4-5 from the stripe in 32 minutes. He also had a steal, assist and block.

DOUBLE-DOUBLES**Tonye Jekiri**

12p, 10r - vs Providence, 12-22-14
13p, 15r - Boston College, 01-10-15
10p, 10r - at #4/4 Duke, 01-13-15
13p, 15r - at Syracuse, 01-24-15
10p, 10r - #9/8 Louisville 02-03-15
12p, 15r - at Boston College, 02-16-15
15p, 15r - Virginia Tech, 02-18-15
13p, 15r - at #12 Louisville, 02-21-15
12p, 11r - Florida State, 02-25-15
10p, 11r - at Pittsburgh, 03-04-15
11p, 11r - vs. Notre Dame, 03-12-15
20p, 12r - vs #16 Utah, 11-20-15
12p, 12r - vs. #22/20 Butler, 11-22-15

Sheldon McClellan

31p, 11r - at Charlotte, 11-25-14
16p, 10r - NC State, 01-22-15
16p, 11 r - vs. Temple, 03-31-15

Davon Reed

10p, 12r - at Richmond, 03-24-15

20-POINT GAMES BY CURRENT PLAYERS

31 - Sheldon McClellan at Charlotte, 11-25-14
27 - Sheldon McClellan vs. #16 Utah, 11-20-15
25 - Angel Rodriguez vs Florida State, 2-25-15
25 - Angel Rodriguez vs #3 Virginia, 1-3-15
24 - Sheldon McClellan at Boston College, 2-16-15
24 - Angel Rodriguez at #4 Duke, 1-13-15
24 - Angel Rodriguez at #8/7 Florida, 11-17-14
21 - Sheldon McClellan vs Virginia Tech, 2-18-15
20 - Tonye Jekiri vs. #16 Utah, 11-20-15
20 - Sheldon McClellan at Pittsburgh, 3-4-15

20-POINT GAMES IN 2015-16

20 - Tonye Jekiri vs. #16 Utah, 11-20-15
27 - Sheldon McClellan vs. #16 Utah, 11-20-15

EYEING MILESTONES - MIAMI RECORD BOOK**Career Blocks**

1. Contantin Popa, 1991-95	263
10. Jimmy Graham, 2005-09	104
11. Kenny Kadji, 2011-13	97
11. Tonye Jekiri	97

Career Rebounds

10. Ron Godfrey, 1958-61	767
Tonye Jekiri	663

MIAMI'S LARGEST IN 2015-16

Lead	32, vs. UTRGV, 11/13
Deficit	13, vs. Northeastern, 11/27
Margin of Victory	27, vs. UTRGV, 11/13
Margin of Defeat	1, vs. Northeastern, 11/27
Halftime Lead	24, vs. Mississippi State, 11/19
Halftime Deficit	5, vs. Northeastern, 11/27
Deficit in Win	3 (2x) last vs. Lafayette, 11/16
Halftime Deficit in Win	--
Lead in Loss	7, vs. Northeastern, 11/27
Halftime Lead in Loss	--

THE BUC IS SOLD OUT

In just his fifth season in Coral Gables, Jim Larrañaga continues to set records with the Miami men's basketball team. Miami has SOLD OUT the ticket allotment for all home games this season at the BankUnited Center. This is the first time in Miami athletics history a team has sold out their season. Due to the season ticket sales, seats will not be available on a single-game basis.

In Coach Larrañaga's fifth season at The U, fans have bought 5,500 season tickets, more than doubling the total number of season tickets sold in his first season in Coral Gables. When Coach L began his reign in Miami, fans bought 2,251 season tickets for the 2011-12 campaign. After a record-breaking season on the court in 2012-13, season tickets peaked at 3,674 for the 2013-14 year.

Season Tickets per Year

2015-16: 5,500	2014-15: 3,427	2013-14: 3,674
2012-13: 2,372	2011-12: 2,251	

MIAMI'S WINS VS. RANKED OPPONENTS

In 10 wins over ranked opponents since the arrival of Coach L in 2011-12, Miami has won five games by 10+ points, including 27 points over No. 1 Duke in 2013 and 24 points over No. 16 Utah in 2015. Miami has also scored 90+ points against a ranked team in three outings: 90-63 over No. 1 Duke in 2013, 90-74 over No. 4 Duke in 2015 and 90-66 over No. 16 Utah in 2015.

THE LAST TIME OUT - MIAMI VS. NORTHEASTERN...

Miami's starting lineup for the sixth-straight game: Angel Rodriguez, Sheldon McClellan, Davon Reed, Ivan Cruz Uceda and Tonye Jekiri ... Miami trailed at the half, 35-30, for the first time this season. UM trailed by as much as 13 in the game ... The Canes took their first lead against Northeastern with 7:42 minutes left in the game. In its previous two games, Miami never trailed ... Miami is 2-1 in the all-time series against Northeastern, all of which are home contests ... Miami is 79-36 overall when ranked in the Top 25, 61-30 since the rebirth of basketball at Miami (1985), and 31-16 since joining the ACC. Under Coach Larrañaga, Miami is 20-9 when the Canes are ranked in the Top 25 ... Tonye Jekiri scored the first eight points of the game for Miami. In his 109 previous games played, Jekiri had scored eight-or-more points in the entire game

25 times last season, five times as a sophomore and never as a rookie ... Jekiri was halfway to double-digit rebounds at the break, recording five boards in the first half. He finished with a game-high of 12 rebounds ... Tonye Jekiri moved into a tie for 11th on Miami's career blocks list, tying Kenny Kadji (2011-13) with 97 career blocks ... Sheldon McClellan scored in double-digits for the 36th time of his Miami career, tallying 18 against Northeastern. He has 10+ points in five-of-six games this season ... JaQuan Newton went on a 3-of-3 field goal run in the first half, and ended the game with 13 points ... Miami senior Sheldon McClellan has scored 1,498 points in his career, tallying 843 in two years at the University of Texas and 655 in a year and six games at UM ... Eight Hurricanes scored in the game, led by 19 from Reed, 18 by McClellan and 13 from Newton ... Angel Rodriguez dished six assists against Northeastern, the fifth game this season he has posted four-or-more assists ... Davon Reed tied his career best in points (19) ... Reed had four assists, the ninth time in his career with four-or-more assists.

MIAMI VS. RANKED TEAMS

- Prior to Nov. 20 against No. 16 Utah and Nov. 22 vs. No. 22/20 Butler, Miami last won back-to-back games over ranked teams in 2006, downing No. 14/12 Maryland 84-70 on Jan. 7, then seven days later - with no game in-between - No. 20 North Carolina 81-70 on Jan. 14.

- Miami has now won four games against ranked teams at neutral sites, including March 19, 2000 vs. No. 8 Ohio State (75-62), March 8, 2007 vs. No. 17/21 Maryland (67-62), Nov. 20, 2015 vs. No. 16 Utah (90-66) and Nov. 22 vs. No. 22/20 Butler (85-75).

- The last time Miami won two-straight matchups against ranked teams was in 2014-15, when the Canes took down No. 8/7 Florida (69-67) on Nov. 17, 2014, then defeated No. 24/25 Illinois (70-61), on Dec. 2, 2014.

FOUR PLAYERS BOAST NCAA TOURNAMENT EXPERIENCE

Senior Tonye Jekiri returns from Miami's 2012-13 ACC Championship and NCAA Sweet 16 team. Sheldon McClellan (Texas), Kamari Murphy (Oklahoma State) and Angel Rodriguez (Kansas State) also have played in the NCAA Tournament, each with their previous schools.

CANES HALF BY HALF SHOOTING

Miami has shot 48 percent-or-better from the field in all but two halves, 47+ percent from three in all but three halves, and 70+ percent at the line in all but two halves.

	1st FG	3FG	FT	2nd FG	3FG	FT
Northeastern	44.8	12.5	75.0	63.3	55.6	80.0
Butler	52.9	36.4	100.0	50.0	55.6	90.9
Utah	59.3	57.1	76.9	48.4	50.0	75.0
Mississippi St	62.5	53.8	70.6	50.0	50.0	76.2
Louisiana	60.0	66.7	66.7	56.4	52.2	70.4
UTRGV	27.6	8.3	91.7	54.5	47.4	61.9

BALANCED SCORING IN FIRST THREE GAMES

In the first three games of the 2015-16 season, Miami had five, six and seven players score in double digits, respectively. Against UT Rio Grande Valley, Sheldon McClellan (18), Ivan Cruz Uceda (16), Davon Reed (14), JaQuan Newton (11) and James Palmer (11) notched double-digit points, while Reed (19), Angel Rodriguez (18), McClellan (16), Cruz Uceda (13), Anthony Lawrence Jr. (12) and Newton (11) did against Louisiana. Mississippi saw seven Canes with double digits: McClellan (18), Newton (15), Palmer (14), Izundu (11), Rodriguez (11), Cruz Uceda (10), Lawrence (10).

MCLELLAN ON JERRY WEST AWARD WATCH LIST

Senior Sheldon McClellan is among the 20 players named to the watch list for the 2016 Jerry West Shooting Guard of the Year Award, the Naismith Memorial Basketball Hall of Fame announced.

As a junior in 2014-15, McClellan's 48.4-percent shooting was the second-best shooting percentage in the nation by a guard in the Power Five conferences, 18th-best shooting percentage by a guard in the nation, 90th-best shooting percentage in the nation among all positions, and the top shooting percentage by a guard in the ACC.

IT'S ALL ABOUT LOCATION

Miami's complete 13-man roster includes players from: Three countries - Nigeria (2), Spain, U.S.; One U.S. commonwealth - Puerto Rico; Eight states - Connecticut, Florida, Nevada, New Hampshire, New Jersey, New York, Pennsylvania, Texas; and Washington, D.C.

CANES TOP 100 NATIONALLY (as of Nov. 29)

Tonye Jekiri	Rank	Actual
Total Rebounds	11	62.0
Defensive Reb per Game	24	7.5
Rebounds Per Game	28	10.3
Double Doubles	44	2.0
Total Blocks	90	9.0

Sheldon McClellan	Rank	Actual
Free-Throw Percentage	16	95.0
Field-Goal Percentage	32	62.7
Total Field Goals Made	44	37.0
Total Points	56	105.0

Angel Rodriguez	Rank	Actual
Total Assists	49	29.0
Assists Per Game	95	4.8

CANES IN NATIONAL STATS (as of Nov. 29)

Category	Rank	Actual	Nat'l Leader	Actual
Three-Point FG Percentage	6	44.0	Western Ill.	51.9
Field-Goal Percentage	10	52.3	Houston	57.9
Scoring Offense	12	89.3	Houston	103.5
Free Throws Made	14	119.0	Xavier	136.0
Turnovers Per Game	20	9.7	Davidson	7.3
Assist Turnover Ratio	24	1.62	Virginia	2.31
Total 3-point FGM	26	55.0	Lipscomb	86.0
Free-Throw Percentage	28	76.3	La Salle	83.6
Free Throw Attempts	31	156.0	Wake Forest	187.0
Total Assists	37	94.0	Michigan St.	148.0
Scoring Margin	38	17.0	Houston	43.0
Turnover Margin	46	4.0	UNCW	10.3
Three-Point FGs Per Game	54	9.2	Citadel	12.5
3-pt Field Goal Attempts	75	125.0	Lipscomb	220.0
Assists Per Game	82	15.7	Michigan St.	24.7
Total Steals	86	39.0	Chicago St.	74.0
			West Virginia	74.0

UM RECORDS**GAME****ACC GAME**

POINTS SCORED	59 - Rick Barry vs. Rollins, 1965	35 - Jack McClinton vs. North Carolina 02/15/09
FIELD GOAL %	1.000 (7-7) - Raymond Hicks vs. NC A&T, 2008	.900 (9-10) - Reggie Johnson at Duke 01/02/11
3-POINT FG	9 - Johnny Hemsley vs. Lafayette, 1999	7 (3x) last - Jack McClinton vs. North Carolina 02/15/09
3-POINT FG%	1.000 (5-5) (5x) last - Malcolm Grant vs. NC State, 2011	1.000 (5-5) - James Palmer at Virginia Tech 03/07/15
		1.000 (5-5) - Malcolm Grant at NC State 01/23/11
FT MADE	22 (2x) last - Rick Barry vs. Florida Southern, 1965	16 - Jack McClinton vs. NC State 03/07/09
FT %	1.000 (16-16) - Jack McClinton vs. NC State, 2009	1.000 (16-16) - Jack McClinton vs. NC State 03/07/09
REBOUNDS	29 - Rick Barry vs. Oklahoma City, 1965	17 - Tonye Jekiri vs. Clemson 02/08/15
ASSISTS	14 - Michael Gardner vs. Pittsburgh, 1993	9 (3x) last - Shane Larkin vs. North Carolina 02/09/13
STEALS	9 - Jerome Scott vs. FIU, 1991	6 - Shane Larkin at North Carolina 01/10/12
BLOCKED SHOTS	13 - Anthony King vs. Florida Atlantic, 2004	6 - Anthony King vs. Florida State 01/15/05

MIAMI AS A RANKED TEAM VS. OPPONENTS

Ranked by either or both polls

While Ranked in Top 25 All-Time

Overall	79-36
Overtime + 2OT	4-1
Single Overtime	3-1
Double Overtime	1-0

While Ranked Since Rebirth (1985-86)

Overall	61-30
Overtime + 2OT	2-1
Single Overtime	1-1
Double Overtime	1-0

While Ranked Since Joining ACC ('04-05)

Overall	31-16
Overtime + 2OT	0-1
Single Overtime	0-1
Double Overtime	0-0
In top 5	12-4
In top 15 (in at least one poll)	15-6

While Ranked Under Coach L

Overall	20-9
Overtime + 2OT	0-0
Single Overtime	0-0
Double Overtime	0-0
In top 5	12-4
In top 15 (in at least one poll)	15-6

THE LAST TIME OUT AGAINST NEBRASKA

For the second straight game, Miami had the same starting line-up: Rion Brown, Donovan Kirk, Davon Reed, James Kelly and Garrius Adams ... Rion Brown broke the Hurricanes' scoreless streak to start the game, hitting a jumper from the right wing at the 15:30 mark ... Garrius Adams grabbed 7 boards against Nebraska, continuing the rebounding trend dominated by Miami guards ... For the ninth straight game, Donovan Kirk recorded a block, extending the longest streak of his career. His 19 blocks this year put him in the top 50 in the country ... Erik Swoope made his first three of the year on his first attempted three of the year ... Rion Brown set a new career high, scoring 25 points on 8-14 from the field. His previous high was 22 against Boston College and Georgia Tech during the 2012-13 season ... Nebraska's 32 percent from the field was the lowest by a Miami opponent in a half in 2013. The previous low was on 11/29 against Cal State Fullerton, when they shot 35 percent ... For the first time this season, senior Erik Swoope led the Hurricanes in scoring at the half, tallying five points in the first half ... Miami's 13 first-half points were the fewest they have scored since joining the ACC in 2004 ... After starting 1-15 from three, the Canes made 4 of 8 threes to end the game.

Miami 5-4	tot-fg 3-pt					rebounds									
# Player	fg	fga	fg	fga	fta	of	de	tot	pf	tp	a	b	s	min	
22 Donovan Kirk	f	0	4	0	1	1	2	3	4	4	1	0	1	1	18
35 James Kelly	f	1	4	0	2	0	0	0	5	5	0	2	0	1	28
05 Davon Reed	g	2	11	1	6	0	0	1	2	2	5	2	2	0	31
15 Rion Brown	g	8	14	5	11	4	6	0	2	2	4	25	3	2	32
25 Garrius Adams	g	0	6	0	2	2	2	2	5	7	0	2	1	3	31
04 Raphael Akpejori	0	0	0	0	2	2	0	1	1	4	2	0	0	0	8
20 Manu Lecomte	2	4	0	0	1	3	0	2	2	4	5	4	4	0	23
21 Erik Swoope	2	5	1	3	0	0	0	2	2	0	5	0	0	0	8
23 Tonye Jekiri	1	2	0	0	0	0	2	5	7	2	2	1	0	1	21
TEAM								2							
Totals		16	50	7	25	10	15	8	26	34	20	49	11	13	200

TOTAL FG%	1st Half: 6-25 24.0%	2nd Half: 10-25 40.0%	Game: 32.0%
3-Pt. FG%	1st Half: 1-12 8.3%	2nd Half: 6-13 46.2%	Game: 28.0%
F Throw %	1st Half: 0-0 0.0%	2nd Half: 10-15 66.7%	Game: 66.7%

Nebraska 6-2	tot-fg 3-pt					rebounds									
# Player	fg	fga	fg	fga	fta	of	de	tot	pf	tp	a	b	s	min	
31 Shields, Shavon	f	4	13	1	3	0	0	0	7	7	1	9	2	2	36
35 Pitchford, Walter	f	4	8	3	6	2	2	0	5	5	1	13	0	0	22
00 Webster, Tai	g	1	1	0	0	3	5	0	2	2	4	5	5	0	25
05 Petteway, Terran	g	4	10	1	3	5	6	1	2	3	2	14	0	1	32
15 Gallegos, Ray	g	3	8	2	7	0	0	0	5	5	3	8	3	1	35
01 Biggs, Deverell	0	2	0	1	4	6	0	1	1	4	4	2	1	0	18
03 Parker, Benny	0	0	0	0	0	0	0	0	0	0	0	0	0	0	9
21 Smith, Leslee	2	4	0	0	3	3	5	5	10	1	7	0	1	2	23
TEAM								2							
Totals		18	46	7	20	17	22	6	29	35	16	60	12	11	200

TOTAL FG%	1st Half: 8-25 32.0%	2nd Half: 10-21 47.6%	Game: 39.1%
3-Pt. FG%	1st Half: 4-10 40.0%	2nd Half: 3-10 30.0%	Game: 35.0%
F Throw %	1st Half: 2-3 66.7%	2nd Half: 15-19 78.9%	Game: 77.3%

Officials: Gene Steratore, Mark Whitehead, Larry Sciotto
Technical fouls: University of Miami-None. Nebraska-None.
Attendance: 15088

Score by Periods	1st	2nd	Total
University of Miami	13	36	49
Nebraska	22	38	60

Actual Attendance: 12,579

Points in the paint-UM 12, NEB 18. Points off turnovers-UM 12, NEB 13.
2nd chance points-UM 2, NEB 9. Fast break points-UM 0, NEB 6.
Bench points-UM 14, NEB 11. Score tied-1 time. Lead changed-0 times.
Last FG-UM 2nd-00:39, NEB 2nd-01:40.
Largest lead-UM None, NEB by 16 2nd-12:05.

MIAMI BASKETBALL – THE EARLY YEARS

The University of Miami basketball program was dormant for 14 years from 1971-1985. In 1983 Director of Athletics Sam Jankovich announced the resurrection of men's basketball at Miami, with the reinstatement vote by the UM Board of Trustees on Oct. 12, 1983. Head coach Bill Foster was hired March 21, 1984, adding assistants Clint Bryant, Seth Greenberg and Cesar Odio by July 1. Tim Harvey was the staff's first recruit, a 6-10, 240-pound center from Plainfield, N.J., who transferred from Georgia Tech. On Oct. 15, 1984 the first men's basketball practice in 12 years was held on the patio in the center of campus, viewed by more than 200 students. Miami defeated The Citadel, 85-77, on Nov. 22, 1985, in the first game of the new era of UM basketball.

LARRAÑAGA AMONG THE BEST IN COLLEGE BASKETBALL

Entering the 2015-16 season, Coach Larrañaga is tied for 12th on the list of Winningest Active Coaches at Major Schools and is tied for 57th on the NCAA's list of All-Time Winningest Coaches. See page 9 of the notes for a complete listing.

MIAMI PREDICTED TO FINISH FIFTH IN ACC

Miami was predicted to finish fifth out of 15 teams in the Atlantic Coast Conference this season, as announced by the league during Operation ACC Basketball in Charlotte, N.C., Oct. 28. North Carolina was picked to win the league, followed by Virginia, Duke and Notre Dame.

In 2012-13, the Canes were picked to finish fifth, then won the league's regular season and tournament championship. In all four of Larrañaga's seasons at Miami, the Canes have finished the season better than predicted at ACC media day.

Miami's ACC preseason poll breakdowns (votes) and finishes:

2014-15 - 10th (442) – t-6th	2008-09 - 4th (344) – t-7th
2013-14 - 12th (224) – 10th	2007-08 - 12th (153) – t-5th
2012-13 - 5th (436) – 1st	2006-07 - 11th (173) – 12th
2011-12 - 5th (455) – t-4th	2005-06 - 7th (540) – t-7th
2010-11 - 8th (305) – 9th	2004-05 - 11th (146) – t-6th
2009-10 - 10th (135) – 12th	

COACHING COORDINATORS FOR MIAMI

Miami's assistant coaching staff is set up in a coordinator system, with Jamal Brunt as the offensive coordinator, Chris Caputo manning the defense and Adam Fisher handling the scout for every opponent. James Johnson is the Dean of Discipline.

COACHING CHANGES FOR THE HURRICANES

After having the same assistant coaching staff his first four years in Miami, Larrañaga has two new assistant coaches in 2015-16 in Jamal Brunt and Adam Fisher, following the departure of Eric Konkol (Louisiana Tech) and Michael Huger (Bowling Green). Konkol had been an assistant with Coach L 11 seasons and Huger was an assistant coach for eight years and player for four seasons.

Due to the lack of turnover, Coach L has only had nine assistant coaches in the last 14 seasons. Five of his assistants left for a D-I head coaching job, and two others who have worked their way into head coaching jobs. In those 14 seasons, only twice two assistants left at the same time, 1996 (Stan Heath and Steve Merfeld) and 1989 (Jeff Snyder and Ricky Stokes).

Chris Caputo, in his 14th season on Larrañaga's staff and fifth in Coral Gables, was promoted to associate head coach in the summer of 2015.

COACH L REUNITED WITH JAMES JOHNSON

Larrañaga completed his 2015-16 staff with the addition of James Johnson as the team's director of basketball operations. Johnson, who was on Larrañaga's staff for two seasons at George Mason University, including the historic NCAA Final Four run in 2006, came to Miami after seven seasons on staff at fellow Atlantic Coast Conference school Virginia Tech, where he was the head coach for two seasons after five years as an assistant coach.

LARRAÑAGA CONTRACT EXTENDED THROUGH 2022

The University of Miami extended Coach Jim Larrañaga's contract through May 31, 2022, Director of Athletics Blake James announced in September 2014. Larrañaga first signed a five-year contract in April 2011, then was granted a three-year extension in 2012.

PROCANES REPORT

Former Hurricanes James Jones and Shane Larkin have taken their talents onto NBA rosters this season, as Jones is in Cleveland with the Cavaliers and Larkin joins a new team, the Brooklyn Nets, after playing across town with the Knicks last season.

Miami has 17 former players in professional basketball at this time. A complete list is on page five of the notes.

AMONG UNIVERSITY OF MIAMI COACHES, LARRAÑAGA ...

- has the highest winning percentage of a Miami coach in the NCAA Tournament, a .667 mark with a 2-1 record.
- is one of two Miami coaches to post three 20-win seasons. Larrañaga has recorded three 20-win seasons in four years at Miami.
- .647 winning percentage is the best mark since Bruce Hale posted a .663 mark from 1955-67, including three seasons led by Rick Barry.
- has led the Canes to 41 ACC wins in just four seasons. Miami won 43 ACC games the previous seven seasons.
- Under Coach L, Miami has posted three of the Canes' top five finishes in ACC play, including the 2013 championship, tied for fourth in 2012 and tied for sixth in 2015. In 2008, Miami tied for fifth in league play, and in 2005, tied for sixth.
- In four seasons under Coach L, Miami has tallied six wins in the ACC Tournament. In the previous seven seasons, Miami went 6-7.
- In two NIT appearances under Coach L, Miami is 5-2 for a .714 winning percentage. In Miami's other 10 NIT appearances combined, the Canes went 6-10 for a .375 winning percentage.

SIGNATURE WINS IN THE COACH L ERA

Since the arrival of Coach Jim Larrañaga, Miami has recorded numerous signature wins during the regular season, both at home and on the road.

Home

Feb. 26, 2012 – No. 17 Florida State, 78-62
Nov. 28, 2012 – No. 13/14 Michigan State, 67-59
Jan. 23, 2013 – No. 1 Duke, 90-63
Feb. 9, 2013 – North Carolina, 87-61
Dec. 2, 2014 – No. 24/25 Illinois, W, 70-61

Road

Feb. 5, 2012 – No. 7/5 Duke, 78-74 OT
Feb. 2, 2013 – No. 19 NC State, 79-78
Nov. 17, 2014 – No. 8/7 Florida, W, 69-67
Jan. 13, 2015 – No. 4 Duke, W, 90-74

DID YOU KNOW ...

Coach L became the first Miami coach to win 20+ games in his first two seasons at UM and only the third of 12 UM coaches to post three 20-win seasons.

Former Cane Rick Barry was named one of the Greatest Players in NBA History.

Miami native and former Cane James Jones won the 2010-2011 NBA All-Star Weekend 3-Point Contest and the NBA Championship in the 2011-2012 and 2012-13 seasons.

Six-time NBA All Star Amar'e Stoudemire enrolled at UM in 2013 and took classes to earn his bachelor's degree.

UM is in its 12th season in the ACC.

Coach L led the George Mason Patriots to the 2006 Final Four with big wins over some of basketball's elite teams such as Michigan State, UNC and UConn. He was the first coach to take a mid-major to a Final Four in 27 years (Penn '79) when his team advanced in 2006.

In 14 years at George Mason, Larrañaga led the Patriots to five NCAA Tournament appearances (2011, 2008, 2006, 2001, 1999), including the 2006 Final Four.

Miami basketball received APR (Academic Progress Rate) Public Recognition Awards for being among the top 10 percent in APR in its sport. Miami ranks in the top 10 percent NCAA men's basketball with a 990 APR.

The Miami Department of Athletics recorded a Graduation Success Rate (GSR) of 89 percent. Miami's department-wide GSR is 16th overall among FBS programs. UM has exceeded the NCAA average GSR in each of the last 10 years.

The Canes have averaged 20.0 wins over the last 11 seasons.

The Hurricanes have made at least one trey in 909 of 915 games since the NCAA adopted the 3-point shot in 1986. The last time Miami was held without a 3-pointer was Feb. 26, 2014 at Virginia.

Miami has held 768 of its last 769 opponents to less than 100 points. North Carolina was the last team to score 100+, defeating UM 105-64 on Jan. 31, 2007.

2014-15 IN REVIEW

LAST SEASON MIAMI ...

- Played in the National Invitation Tournament Championship game.
- Played a game in April for the first time in school history.
- Was the only team to defeat eventual national champion Duke on their home court.
- Defeated Duke and Syracuse on the road in the same season, the second time this has ever happened, and the first time since UNC did so during the 1983-84 season.
- Defeated three ranked teams: at No. 8/7 Florida, vs. No. 24/25 Illinois and at No. 4 Duke.
- Defeated a pair of top-7 teams in the same season, both on the road: No. 6/7 Florida and No. 4 Duke.
- Won two true road games against ranked opponents - No. 6/7 Florida and No. 4 Duke - for the first time since 1998-99.
- Defeated Coach Krzyzewski, Boeheim & Donovan, all on the road.
- Ended Duke's 41-game home winning streak, the then-longest active streak in Division I.
- Snapped Duke's 19-game ACC home game winning streak.
- Snapped Florida's streak of 33 consecutive home wins, which was the longest streak in school history.
- Snapped Florida's 25-game home non-conference winning streak at the Stephen C. O'Connell Center.
- Scored 90 points at Duke, the most points scored by an unranked opponent in a regulation win in Cameron Indoor Stadium since NC State's 96 points on Feb. 23, 1983.
- Dealt Duke the most lopsided loss (16 points) an unranked visitor has handed to a ranked Blue Devil team in the ACC era.
- Defeated Syracuse at the Carrier Dome, in front of the largest collegiate crowd of the season to date (Jan. 24): 30,677.
- Junior Tonye Jekiri led the Atlantic Coast Conference in rebounds (10.9 ACC only, 9.9 all games) and double-doubles (9) in ACC games. He is Miami's first player to average 10+ rpg in a season in ACC play.
- Was one of 38 teams in the country, and one of 11 teams from a Top 8 conference, to win 10+ games away from its home arena last regular season. Gonzaga led the way with 14 road & neutral site victories.
- Opened the season 8-0, and on Dec. 1 was ranked No. 15 in the country by both the AP and USA TODAY.
- Suffered 13 losses, including six games (four opponents) against nationally ranked teams. In those six games, the Canes led by at least 12 points twice: 12 points at No. 12 Notre Dame and 13 points at No. 12 Louisville.

MCCLELLAN LIT UP THE NET

- As of 2014-15 final national stats, guard Sheldon McClellan hit 48.4 percent of his field goals, which was the ...
- Second-best shooting percentage in the nation by a guard in the Power 5 conferences
 - 18th-best shooting percentage by a guard in the nation
 - 90th-best shooting percentage in the nation (all positions)
 - Top shooting percentage by a guard in the ACC
- McClellan was ranked in the Top 100 in four other statistical categories: Total minutes (21st), total field goals made (82nd), total points (86th) and free throw percentage (90th).

JEKIRI ONE OF THE TOP BIG MEN IN THE COUNTRY

As of 2014-15 NCAA.com final stats, Tonye Jekiri was in the Top 21 in the country in rebounds per game among all players and the Top 3 among players in the Big 5 conferences.

He was also No. 43 in double-doubles (11), and No. 91 in total blocks (51).

	Reb/g	DReb/g	Total Reb	OReb/g
Actual	9.9	6.7	366.0	3.19
Overall rank	21st	20th	5th	44th
Big 5 rank	3rd	5th	2nd	11th

RODRIGUEZ RANKED NATIONALLY IN STEALS

Senior PG Angel Rodriguez finished the 2014-15 season No. 58 in steals per game (1.84) and No. 63 in total steals (59), despite missing six games due to injury.

MIAMI SETS SCHOOL RECORD FOR GAMES PLAYED, SECOND-MOST WINS

Miami played a school-record 38 games last season, topping the 36 games played in 2012-13. The Canes' 25 wins were second all-time in school history, behind the 29-7 mark in 2012-13.

THE AWARDS OF 2014-15

Tonye Jekiri: ACSMA & Coaches 2015 All-ACC Defensive Team, ACSMA All-ACC Team, H.M., Gildan Charleston Classic All-Tournament Team.

Sheldon McClellan: NIT All-Tournament Team, Riley Wallace Award Finalist, Midseason Watch List for Jerry West Award, ACSMA All-ACC Team, H.M., ACC Player of the Week - Dec. 1, 2014.

Davon Reed: NIT All-Tournament Team, All-ACC Academic Men's Basketball Team, 2015.

Angel Rodriguez: ACSMA All-ACC Team, H.M., 2015 Bob Cousy Collegiate PG of the Year Award Preseason Watch List, 2015 Oscar Robertson Trophy Preseason Watch List, ACC Player of the Week - Nov. 24, Gildan Charleston Classic Most Valuable Player.

CANES POST 20+-WIN SEASON

With a victory at Virginia Tech on March 7, 2015, Miami posted its third 20-win season in four years since the arrival of Jim Larrañaga. Since 2011-12, Coach L has tallied seasons of 20-13, 29-7, 17-16 and 25-13, for an average of 22.8 wins per season. Since joining the ACC in 2004-05, Miami posted three 20-win seasons before Larrañaga, 23-11 in 2008, 20-13 in 2010 and 21-15 in 2011.

MIAMI'S ROAD WINS RANK TOP 11 NATIONALLY

Miami was one of 38 teams in the country, and one of 11 teams from a Top 8 conference, to win 10+ games away from its home arena last regular season. Gonzaga led the way with 14 road and neutral site victories.

The Canes have posted 10+ wins away from home in two of Coach L's four seasons at Miami. In 2012-13, Miami won 15 on the road, including five neutral-site games. Last year, Miami was 10-5 away from the BankUnited Center, with a 3-1 neutral-site record, in the regular season.

CANES IN NATIONAL STATS, VIA NCAA.COM

Miami was 13th in the country in turnovers per game (10.1), committing less than 15 turnovers in 35 of 38 outings.

The Canes knocked down 292 shots from 3-point range, good enough for 20th in the nation. UM hit at least seven shots from long range in 23 games, and tied a school record of 15 made in a game, going 15-of-25 at Virginia Tech on March 7.

UM shot 74.6 percent from the free throw line, which was the 22nd-best mark in the country. Miami drained at least 70 percent of its free throws in 28 games last year. The Canes' 544 free throws made were No. 39 in the NCAA.

Miami averaged just 15.6 fouls per game, a mark that was 22nd-best in the nation, grabbed 1317 total rebounds (29th) and posted a 1.27 assist-to-turnover ratio (44th).

CANES FINISH SIXTH IN ACC AFTER BEING PICKED 10TH

Miami finished sixth in the 2014-15 ACC rankings after being projected to finish 10th by the media at Operation Basketball in October. In each of Coach L's four seasons at Miami, the Canes have exceeded preseason expectations. In his first season, Miami was picked fifth and finished tied for fourth. In just his second season, UM won the ACC after being projected to finish fifth. A year ago, the Canes were selected 12th, but ended 10th.

The Canes and Notre Dame both made a jump of four spots: Miami from 10th to sixth and Notre Dame from seventh to third. Wake Forest and Virginia Tech were the only schools who were slotted in the correct spots. In order of preseason projections, here are the final mis-projections of each team: Duke -1, North Carolina -3, Louisville -1, Virginia +3, Syracuse -3, Pittsburgh -4, Notre Dame +4, Florida State -3, NC State +2, Miami +4, Clemson +2, Wake Forest +0, Georgia Tech -1, Boston College +1, Virginia Tech +0.

LARRAÑAGA POSTS FOURTH 25-WIN SEASON

With a 25-13 mark last season at Miami, Coach Jim Larrañaga has posted four 25-win seasons as a head coach. His first was a 27-8 mark at George Mason in 2005-06, when he led the team to the NCAA Final Four and in 2010-11 he was 27-7 with a 1-1 mark in the NCAA Tournament. At Miami, Coach L led the Canes to a 29-7 mark in 2012-13, winning the ACC regular season and tournament, then taking UM to the NCAA Sweet 16.

CARDIAC CANES - YEAR TWO

Miami played 16 games last season that were decided by five points-or-less. The Canes had five losses by a total of 22 points in the month of February. Three of those games were decided by a total of five points. Miami and Georgia Tech each had 13 games decided by four points or less last season. Miami and Notre Dame led the ACC with nine wins in close games. In 2013-14, Miami led the ACC having played 13 games decided by five points-or-less or in OT.

MIAMI VS. RANKED OPPONENTS

Miami was 3-6 against ranked teams in 2014-15, including 1-1 against top-5 teams and 2-2 against top-10 teams. Of the six losses, one was a double-overtime defeat against Virginia, and the Canes came up 6.1 ppg short in the other five outings. The Canes were 1-3 at home, 2-2 on the road and 0-1 at neutral sites vs. Top 25 opponents. See a complete list vs. ranked opponents since the arrival of Coach L on page 10.

LARRAÑAGA RETURNS HOME, NY COACHES IN NIT

Coach Jim Larrañaga returned to his roots for the NIT, playing in his home state of New York. Larrañaga grew up in the Parkchester neighborhood of The Bronx, playing high school basketball for Jack Curran at Archbishop Molloy High School in Queens.

Since 2000, only four coaches originally from the state of New York have led their team to the championship game of the NIT. In 2015, coach Jim Larrañaga is from The Bronx. In 2014, Larry Brown (Brooklyn) was the runner up with SMU. John Beilein (Burt) won the event in 2007 with West Virginia. In 2000, Matt Doherty (East Meadow) was runner up with Notre Dame.

COACH L IN MADISON SQUARE GARDEN

In Larrañaga's 31 years of coaching, he had never been the head coach of a team playing a game in Madison Square Garden, until March 31 against Temple. He played in the World's Most Famous Arena multiple times while playing college ball for Providence, and was an assistant coach for Virginia when the Cavaliers won the NIT in 1980. Larrañaga's final collegiate game as a Friar was played against UNC in 1971, an 86-79 loss for PC in the NIT Elite 8.

MARCH WAS HURRICANE SEASON

Miami was 7-1 in the month of March last season, and Jim Larrañaga is 19-8 in the month of March while coaching at Miami.

BALANCED ATTACK IN THE POSTSEASON

In five NIT games Miami presented a balanced attack with ...

* Six players averaging more than 7.6 points per game: McClellan (13.2 ppg), Reed (10.8), Jekiri (8.0), Lecomte (8.0), Newton (7.8), Burnett (7.6).

* Nine guys knocking down a 3-pointer: Burnett (7), Cruz Uceda (6), McClellan (6), Reed (4), Lecomte (3), Newton (2), Sherman (1), Jekiri (1), Palmer (1).

* Five players grabbing 3.8 or more rebounds per game: Jekiri (7.5), Reed (7.0), McClellan (5.0), Cruz Uceda (4.8) and Newton (3.8).

SECOND-HALF SCORING FUELS CANES

In five NIT games, Miami scored 40.4 points per game in the second stanza after just 25.6 per game in the first half. For the season, Miami averaged 30.0 points in the first and 37.0 in the second period. Miami scored 35+ in the second period in all five NIT games, led by 45 at Richmond after scoring just 18 in the first half against the Spiders.

MIAMI'S RECORD WHEN...	2015-16		COACH L	
RECORD	ALL	ACC	AT UM	ACC
All games	5-1		96-50	41-29
Home	2-1		50-20	22-13
Away	--		30-21	19-16
Neutral	3-0		16-9	
November	5-1		24-7	
December	--		15-9	0-1
January	--		18-11	16-11
February	--		20-14	19-14
March	--		19-8	6-3
April	--		0-1	0-2
Vs. Top 10 opponents	--		4-8	3-7
Vs. Top 25 opponents (includes Top 10)	2-0		10-20	5-15
Vs. RV opponents (either or both polls)	--		8-2	3-0
Vs. teams over .500 on game day	3-1		57-43	26-24
Vs. teams under .500 on game day	--		25-6	11-5
Vs. teams at .500 on game day	2-0		13-1	4-0
While UM is in the Top 25	0-1		20-9	12-5
While UM is RV (only)	5-0		19-4	4-1
Leading at halftime	5-0		70-12	27-9
Trailing at halftime	0-1		21-36	10-19
Tied at halftime	--		5-2	3-1
Single overtime	--		2-6	1-2
Double overtime	--		3-1	2-1
In overtime games (single+double)	--		5-7	3-3
Leading with 2:00 left in regulation	5-1		87-7	37-3
Trailing with 2:00 left in regulation	--		7-40	3-25
Tied with 2:00 left in regulation	--		2-1	0-1
UM shoots 50% or better from field	4-1		32-3	10-2
UM shoots 40-49% from field	1-0		53-13	28-10
UM shoots under 40% from field	--		11-34	3-17
Opp. shoots 50% or better from field	1-0		6-13	2-7
Opp. shoots 40-49% from field	4-1		44-24	21-14
Opp. shoots under 40% from field	--		47-13	18-8
UM shoots 70% or better from the line	5-1		59-25	22-15
UM shoots less than 70% from the line	--		37-25	19-13
UM makes more 3-point FGs	4-0		48-21	22-16
UM makes fewer 3-point FGs	0-1		30-20	14-11
3-point FGs are even	1-0		9-2	5-2
Four or more Canes in double figures	3-1		44-10	18-7
Three Canes score in double figures	2-0		38-21	18-8
Two or less Canes score in double figures	--		14-19	5-14
UM outrebounds opponent	4-0		65-17	25-11
Opp. outrebounds UM	1-1		27-33	15-18
Tied in rebounds	--		4-0	1-0
UM records 10 or more steals	--		13-4	4-1
UM records 15 or more assists	2-1		30-2	14-1
UM commits less than 15 turnovers	5-1		85-43	36-25
UM commits 15 or more turnovers	--		9-2	3-4
UM commits less turnovers than opp.	5-1		57-21	23-10
UM commits more turnovers than opp.	--		32-18	15-13
Tied in turnovers	--		7-10	3-6
UM scores 59 points or less	--		9-25	5-16
UM scores between 60-69 points	--		27-15	13-5
UM scores between 70-79 points	0-1		37-9	15-7
UM scores between 80-89 points	2-0		15-1	5-1
UM scores between 90-99 points	2-0		7-0	3-0
UM scores 100 or more points	1-0		1-0	0-0
Playing during the morning (11 a.m.)	--		1-0	
Playing during the afternoon	0-1		29-16	16-11
Playing in the evening (5 p.m. or later)	5-0		65-33	25-18
Games decided by three points or less	0-1		12-13	5-9
Games decided by four to 10 points			29-20	15-14
Games decided by 11-19 points	2-0		33-13	12-3
Games decided by more than 20 points	3-0		22-4	9-3

UM SINCE THE ARRIVAL OF JIM LARRAÑAGA IN 2011

- 2013 ACC Regular Season Champions
- 2013 ACC Tournament Champions
- Ranked No. 2/2 - Miami's program high - Feb. 18, 2013
- No. 1 seed at 2013 ACC Tournament
- No. 2 seed in 2013 NCAA Tournament
- Won school record 29 games in 2013
- Won 15 ACC games in 2013
- 14-game win streak (tied 1946-47 and 2001-02) from Jan. 2 - Feb. 19, 2013
- 13-0 start in 2013 conference play, topping school-best nine ACC victories, which was set in 2011-12
- Sophomore Shane Larkin selected No. 18 in the 2013 NBA Draft by Atlanta Hawks, then traded to Dallas Mavericks
- All six seniors from 2012-13 championship season earned academic degree from UM: Garrius Adams, Julian Gamble, Reggie Johnson, Kenny Kadji, Trey McKinney Jones, Durand Scott
- Defeated No. 1 Duke, 90-63, on Jan. 23, 2013 in Coral Gables
- Defeated Duke twice within 12 months, at both Cameron Indoor Stadium and the BankUnited Center
- First team to beat Duke and UNC by 20+ points in the same season since Maryland in '74-75 season
- First team to beat Duke and UNC by 25+ points since the start of ACC play in 1953
- Defeated three teams in The Triangle in the same season: UNC, Duke & NC State
- In 2012-13 defeated three teams in the Top 20 for the first time since joining the ACC - the last time was in 1999-00
- Five home sellouts of 7,972 fans vs. Duke, Florida State, North Carolina, Virginia and Clemson
- Played in championship game of the NIT, against Stanford, in Madison Square Garden
- Only team to defeat 2015 National Champion Duke on their home court
- Snapped Duke's 19-game ACC home game winning streak at Cameron Indoor Stadium
- Ended Duke's 41-game home winning streak, the longest active streak in Division I
- Snapped Florida's 33-game home winning streak at the Stephen C. O'Connell Center, which was the third-longest in the country, behind 34 from both Duke and Stephen F. Austin
- Ended Florida's 25-game home non-conference winning streak at the Stephen C. O'Connell Center
- Miami's 90 points scored against Duke in 2015 were the most points scored by an unranked opponent in a regulation win in Cameron Indoor Stadium since NC State's 96 points on Feb. 23, 1983.
- Dealt Duke its last two regular-season losses by 16-or-more points: 27 (90-63) on Jan. 23, 2013 at Miami and 16 (90-74) on Jan. 13, 2015 at Duke
- Handed Duke the most lopsided loss (16 points) an unranked visitor has handed to a ranked Blue Devil team in the ACC era
- Dealt Duke two of its five overall, and three ACC, losses by 16-plus points
- Scored 90 points against Duke twice
- In 2014-15, defeated 500-win coaches Mike Krzyzewski, Jim Boeheim and Billy Donovan
- Won at Cameron Indoor Stadium twice
- Defeated a pair of top-8 teams in the same season, both on the road: No. 6/7 Florida and No. 4 Duke
- Won two true road games against ranked opponents for the first time since 1998-99: No. 6/7 Florida and No. 4 Duke
- First team to defeated Duke and Syracuse on the road in the same season since the 1983-84 season (UNC).

AWARDS

- 2013 Coach of the Year - Jim Larrañaga
- 2013 Naismith Coach of the Year - Jim Larrañaga
- 2013 ACC Coach of the Year - Jim Larrañaga
- 2013 Henry Iba National Coach of the Year - Jim Larrañaga
- 2013 Adolph Rupp Cup Coach of the Year - Jim Larrañaga
- 2013 ACC Player of the Year (Coaches) - Shane Larkin
- 2013 ACC Defensive Player of the Year - Durand Scott
- Nine All-ACC selections: Shane Larkin 1st team, Kenny Kadji 2nd team & 3rd team, Scott H.M. (twice), Rion Brown 3rd team, Tonye Jekiri H.M., Sheldon McClellan H.M., Angel Rodriguez H.M.
- Four All-ACC Defensive Team players: Shane Larkin, Durand Scott, Julian Gamble, Tonye Jekiri
- 2012 ACC All-Rookie Team - Shane Larkin
- ACC All-Academic Team - Raphael Akpejori (2013), Davon Reed (2014, 2015)
- 2013 ACC Tournament MVP - Shane Larkin
- Four ACC All-Tournament team nods: Shane Larkin (1st), Durand Scott (1st), Julian Gamble (2nd), Trey McKinney Jones (2nd)
- Seven ACC Player of the Week awards: Reggie Johnson (2012), Durand Scott (2012 & 2013), Shane Larkin (2013), Angel Rodriguez (2014) and Sheldon McClellan (2014).
- One ACC Rookie of the Week: Shane Larkin (2012)
- Two NIT All-Tournament Team selections: Sheldon McClellan, Davon Reed
- NABC Honors Court: Raphael Akpejori
- ACC Academic Honor Roll: Raphael Akpejori, Justin Heller, Donnavan Kirk

COACH LARRAÑAGA'S MILESTONE VICTORIES

Victory	Date	Opponent	Score	School
50	02/10/88	Miami (Ohio)	65-59	Bowling Green
100	02/23/91	Kent State	84-57	Bowling Green
150	12/22/94	at Ohio State	59-50	Bowling Green
200	12/27/97	Northeastern	66-60	George Mason
250	12/20/00	Coastal Carolina	81-65	George Mason
300	12/02/03	East Carolina	76-65	George Mason
350	01/26/06	William & Mary	81-58	George Mason
400	02/27/08	William & Mary	68-59	George Mason
450	12/08/10	Loyola (Md.)	66-52	George Mason
500	01/05/12	at Georgia Tech	62-49	Miami
550	01/24/15	at Syracuse	66-62	Miami

COACH JIM LARRAÑAGA

COACHING HONORS

2013 AP Coach of the Year
 2013 Naismith Coach of the Year
 2013 Henry Iba Coach of the Year
 2006 Clair Bee Coach of the Year
 2013 Adolph Rupp Cup Coach of the Year
 2013 NABC All-District II Coach
 2013 USBWA District IV Coach of the Year
 2013 ACC Coach of the Year
 2001 & 1999 CAA Coach of the Year
 1997 MAC Coach of the Year
 Six NCAA tournament appearances: 2013, 2011, 2008, 2006, 2001, 1999
 Eight postseason NIT appearances: 2015, 2012, 2009, 2004, 2002, 1997, 1991, 1990
 Nine 20-win seasons

NOTABLE COLLEGE PLAYERS COACHED

Shane Larkin (Miami) - ACC Player of the Year, ACC Tournament MVP, USBWA All-District, Sporting News All-American, finalist for Cousy, Naismith & Wooden awards, All-ACC First Team and All-ACC Defensive Team
 Durand Scott (Miami) - ACC Defensive Player of the Year, ACC Tournament First Team, All-ACC Third Team
 George Evans (George Mason) - Three-time CAA Player of the Year, CAA Rookie of the Year, three-time CAA Defensive Player of the Year, three-time CAA All-Defensive Team
 Antonio Daniels (Bowling Green) - MAC Player of the Year, MAC Freshman of the Year

STUDENT-ATHLETE HONORS

Three All-America players
 Nine All-Atlantic Coast Conference selections
 Four ACC All-Tournament team selections
 Four coaches and three media ACC All-Defensive Team selections
 28 All-Colonial Athletic Association conference selections
 Nine CAA All-Defensive Team selections
 Eight CAA All-Rookie Team selections
 Three Dean Ehlers Award winners - given to the CAA player who best meets the criteria of academic achievement, leadership and community service.
 12 All-MAC Conference selections
 Two MAC Freshman of the Year selections
 Four MAC All-Freshman Team selections
 Two NIT All-Tournament Team selections
 One NABC Honors Court selection
 Three ACC Academic Honor Roll student-athletes

NBA PLAYERS COACHED

Lance Blanks	Frank Booker	Rick Carlisle
Antonio Daniels	Jeff Jones	Andrew Kennedy
Jeff Lamp	Shane Larkin	Lewis Latimore
Jason Miskiri	Olden Polynice	Lee Raker
Ralph Sampson	Tom Sheehy	Clinton Venable
Othell Wilson	Ricky Wilson	

WINNINGEST ACTIVE COACHES VS. MAJOR SCHOOLS

-as of Nov. 12, 2015

Rank		vs. Major Schools
1	Mike Krzyzewski, Duke	1,018
2	Jim Boeheim, Syracuse	966
3	Roy Williams, North Carolina	750
4	Rick Pitino, Louisville	720
5	Cliff Ellis, Coastal Carolina	694
6	Bob Huggins, West Virginia	693
7	John Calipari, Kentucky	635
8	Rick Barnes, Tennessee	604
9	Lon Kruger, Oklahoma	561
10	Bill Self, Kansas	559
11	Tubby Smith, Texas Tech	538
12 Tie	Jim Larrañaga, Miami	533
12 Tie	Dana Altman, Oregon	533
14	John Beilein, Michigan	459
15	Kelvin Sampson, Houston	438

LARRAÑAGA YEAR-BY-YEAR

Year	School	Overall	Conference	Post
		W-L	W-L	Finish Season
1977-78	American International	14-13		
1978-79	American International	13-13		
1986-87	Bowling Green	15-14	10-6	3
1987-88	Bowling Green	12-16	7-9	t-5
1988-89	Bowling Green	13-15	6-10	t-6
1989-90	Bowling Green	18-11	9-7	t-3 NIT 0-1
1990-91	Bowling Green	17-13	9-7	t-4 NIT 0-1
1991-92	Bowling Green	14-15	8-8	5
1992-93	Bowling Green	11-16	8-10	t-6
1993-94	Bowling Green	18-10	12-6	t-2
1994-95	Bowling Green	16-11	10-8	t-5
1995-96	Bowling Green	14-13	9-9	t-6
1996-97	Bowling Green	22-10	13-5	t-1 NIT 0-1
1997-98	George Mason	9-18	6-10	6
1998-99	George Mason	19-11	13-3	1 NCAA 0-1
1999-00	George Mason	19-11	12-4	t-1
2000-01	George Mason	18-12	11-5	3 NCAA 0-1
2001-02	George Mason	19-10	13-5	2 NIT 0-1
2002-03	George Mason	16-12	11-7	4
2003-04	George Mason	23-10	12-6	3 NIT 2-1
2004-05	George Mason	16-13	10-8	6
2005-06	George Mason	27-8	15-3	t-1 NCAA 4-1
2006-07	George Mason	18-15	9-9	5
2007-08	George Mason	23-11	12-6	2 NCAA 0-1
2008-09	George Mason	22-11	13-5	2 NIT 0-1
2009-10	George Mason	17-15	12-6	4 CIT 0-1
2010-11	George Mason	27-7	16-2	1 NCAA 1-1
2011-12	Miami	20-13	9-7	t-4 NIT 1-1
2012-13	Miami	29-7	15-3	1 NCAA 2-1
2013-14	Miami	17-16	7-11	10
2014-15	Miami	25-13	10-8	6 NIT 4-1
2015-16	Miami	5-1		
Overall		566-384	307-193	14-15

WINNINGEST COACHES

All-Time -as of Nov. 12, 2015

	Name	Total Wins
1	Mike Krzyzewski	1018
2	Jim Boeheim	966
3	Bob Knight	902
4	Dean Smith	879
5	Adolph Rupp	876
6	Jim Calhoun	873
7	Jim Phelan	830
8	Eddie Sutton	806
9	Lefty Driesell	786
10	Lute Olson	780
11	Lou Henson	779
12	Cliff Ellis	770
13	Bob Huggins	765
14	Ed Diddle	759
15	Henry Iba	755
16	Roy Williams	750
17	Phog Allen	746
18	Rollie Massimino	745
19	John Chaney	741
20	Bo Ryan	740
21	Jerry Tarkanian	729
22	Norm Stewart	729
23	Ray Meyer	724
24	Rick Pitino	722
25	Don Haskins	719
26	Rick Byrd	711
27	Jerry Sloucum	699
28	Mike Montgomery	677
29	Denny Crum	675
30	Gary Williams	668
31	John Wooden	664
32	Larry Hunter	664
33	Ralph Miller	657
34	Tom Penders	649
35	Gene Bartow	647
36	John Beilein	642
37	Billy Tubbs	641
38	Homer Drew	640
39	Marv Harshman	637
40	Hugh Durham	633
41	Norm Sloan	624
42	Stew Morrill	620
43	Ben Braun	615
44	Rick Barnes	604
45	Slats Gill	599
46	Tom Davis	598
47	Abe Lemons	597
48	John Thompson	596
49	John Calipari	593
50	Guy Lewis	592
51	Bobby Cremins	579
52	Pat Douglass	573
53	Eldon Miller	568
54	Davey Whitney	566
55	Gale Catlett	565
56	Gary Colson	563
T57	Jim Larrañaga	561
T57	Lon Kruger	561
59	John Kresse	560
60	Bill Self	559
61	Tony Hinkle	558
62	Glenn Wilkes	551

MIAMI HIGHS Points 105, vs. Mississippi State 11/19 Points/Half 59 (1st), vs. Mississippi State 11/19 Field Goals Made 34, vs. Mississippi State 11/19 Field Goal Att. 62, vs. UTRGV 11/13 Field Goal Pct. 56.7, vs. Mississippi State 11/19 3-Point FG Made 12, vs. Louisiana 11/16 3-Point FG Att. 31, vs. UTRGV 11/13 Free Throws Made 28, vs. Mississippi State 11/19 Free Throw Att. 38, vs. Mississippi State 11/19 Rebounds 45, vs. UTRGV 11/13 Assists 20, vs. Mississippi State 11/19 Steals 8 (2x) last vs. Butler 11/22 Blocks 7, vs. Northeastern, 11/27 Turnovers 11 (3x) last vs. Northeastern, 11/27 Bench Points 50, vs. Mississippi State 11/19 Victory Margin 27, vs. UTRGV 11/13	OPPONENT HIGHS Points 79, vs. Mississippi State 11/19 Points/Half 50, vs. Louisiana 11/16 Field Goals Made 30, vs. Mississippi State 11/19 Field Goal Att. 66, vs. Mississippi State 11/19 Field Goal Pct. 50.0, vs. Utah 11/20 3-Point FG Made 12, vs. Northeastern, 11/27 3-Point FG Att. 22 (2x) last vs. Northeastern, 11/27 Free Throws Made 16, vs. Northeastern, 11/27 Free Throw Att. 24, vs. Louisiana 11/16 Rebounds 38, vs. Louisiana 11/16 Assists 14 (2x) last vs. Mississippi State 11/19 Steals 7, vs. Louisiana 11/16 Blocks 5, vs. Mississippi State 11/19 Turnovers 16, vs. Utah 11/20 Bench Points 25 (2x) last vs. Mississippi State 11/19 Victory Margin 1, vs. Northeastern, 11/27	MIAMI LOWS Points 77, vs. Northeastern, 11/27 Points/Half 28 (1st), vs. UTRGV 11/13 Field Goals Made 26, vs. UTRGV 11/13 Field Goal Att. 55, vs. Louisiana 11/16 Field Goal Pct. 41.9, vs. UTRGV 11/13 3-Point FG Made 6, vs. Northeastern, 11/27 3-Point FG Att. 17 (2x) last vs. Northeastern, 11/27 Free Throws Made 7, vs. Northeastern, 11/27 Free Throw Att. 9, vs. Northeastern, 11/27 Rebounds 30, vs. Northeastern, 11/27 Assists 13, vs. Utah 11/20 Steals 4, vs. Northeastern, 11/27 Blocks 0, vs. UTRGV 11/13 Turnovers 7, vs. Utah 11/20 Bench Points 17, vs. Northeastern, 11/27 Victory Margin 10, vs. Butler 11/22	OPPONENT LOWS Points 59, vs. UTRGV 11/13 Points/Half 29 (1st) vs. Butler 11/22 Field Goals Made 22, vs. UTRGV 11/13 Field Goal Att. 48, vs. Utah 11/20 Field Goal Pct. 40.0, vs. UTRGV 11/13 3-Point FG Made 5, vs. Louisiana 11/16 3-Point FG Att. 18 vs. Butler 11/22 Free Throws Made 8, vs. UTRGV 11/13 Free Throw Att. 12, vs. UTRGV 11/13 Rebounds 25, vs. Utah 11/20 Assists 9, vs. UTRGV 11/13 Steals 1, vs. Utah 11/20 Blocks 1 (4x) last vs. Northeastern, 11/27 Turnovers 12, vs. Northeastern, 11/27 Bench Points 16, vs. Butler 11/22 Victory Margin 1, vs. Northeastern, 11/27
	MIAMI INDIVIDUAL HIGHS Points 27, Sheldon McClellan, vs. Utah 11/20 Field Goals Made 10, Sheldon McClellan, vs. Utah 11/20 Field Goal Attempts 12 (2x) last Sheldon McClellan, vs. Northeastern, 11/27 3-Point FG Made 4 (2x) 3-Point FG Attempts 7, Cruz Uceda/ Rodriguez, vs. UTRGV, 11/13 Free Throws Made 8, Angel Rodriguez, vs. Louisiana, 11/16 Free Throw Attempts 11, Angel Rodriguez vs. Louisiana, 11/16 Rebounds 12 (4x) last Tonye Jekiri, vs. Northeastern, 11/27 Assists 7, Angel Rodriguez, vs. UTRGV, 11/13 Blocks 5, Tonye Jekiri, vs. Northeastern, 11/27	OPPONENT INDIVIDUAL HIGHS Points 24, Quincy Ford, vs. Northeastern, 11/27 Field Goals Made 10, Gavin Ware, vs. Mississippi State 11/19 Field Goal Attempts 17 (3x) last Quincy Ford, vs. Northeastern, 11/27 3-Point FG Made 5 (2x) last Quincy Ford, vs. Northeastern, 11/27 3-Point FG Attempts 10 Quincy Ford, vs. Northeastern, 11/27 Free Throws Made 11, David Walker, vs. Northeastern, 11/27 Free Throw Attempts 12, David Walker, vs. Northeastern, 11/27 Rebounds 13, Shawn Long, vs. Louisiana, 11/16 Assists 8, Jay Wright, vs. Louisiana, 11/16 Blocks 2 (2x)	

THE LAST TIME ...

Player Scored 30 Points

Miami Sheldon McClellan (31), at Charlotte, 11/25/14
Opponent Xavier Rathan-Mayes (35) Florida State, 2/25/15

Player Scored 35 Points

Miami Jack McClinton (35) vs. North Carolina, 3/15/09
Opponent Xavier Rathan-Mayes (35) Florida State, 2/25/15

Player Scored 40 Points

Miami Darius Rice (43) vs. Connecticut, 1/20/03
Opponent Sean Singletary (41), Virginia, 3/1/08

Two Players Scored 20 Points

Miami Sheldon McClellan (27), Tonye Jekiri (20), Utah, 11/20/15
Opponent David Walker (21), Quincy Ford (24), Northeastern, 11/27/15

Three Players Scored 20 Points

Miami Dwayne Collins (23), Brian Asbury (21), Jack McClinton (20) vs. Virginia Tech, 1/25/09
Opponent Travis Mays (40), Alvin Heggs (22), Lance Blanks (21), Texas, 2/22/89

Just Five Players Scored in Double Figures

Miami Davon Reed (19), Angel Rodriguez (18), Sheldon McClellan (16), Ivan Cruz Uceda (13), Anthony Lawrence (12), Ja'Quan Newton (11) Louisiana 11/16/15
Opponent Shawn Long (21), Jay Wright (13), Kasey Shepherd (12), Bryce Washington (11), Devonta Walker (11) vs. Louisiana 11/16

Just Six Players Scored in Double Figures

Miami Davon Reed (19), Angel Rodriguez (18), Sheldon McClellan (16), Ivan Cruz Uceda (13), Anthony Lawrence (12), Ja'Quan Newton (11) vs. Louisiana 11/16/15

Just Seven Players Scored in Double Figures

Miami Sheldon McClellan (18), Ja'Quan Newton (15), James Palmer (14), Ebuka Izundu (11) Angel Rodriguez (11), Ivan Cruz Uceda (10), Anthony Lawrence Jr. (10) vs. Mississippi State 11/19/15

Player Grabbed 15 Rebounds

Miami Tonye Jekiri (15) at Louisville, 2/21/15
Opponent Jahliil Okafor (15), at Duke, 1/13/15

Two Players Grabbed 10 Rebounds

Miami Tonye Jekiri (10), Sheldon McClellan (10), vs. NC State, 1/22/15
Opponent Anthony Brown (12), Marcus Allen (10), Stanford, 4/2/15

Three Players Grabbed 10 Rebounds

Miami Mark Richardson (11), Eric Brown (10), Joe Wylie (10) vs. FIU, 3/6/89
Opponent Matt Harpring (12), Dion Glover (10), Michael Maddox (10), Georgia Tech, 12/2/7/97

Player Had 10 Assists

Miami Durand Scott (10) vs. North Carolina Central, 11/14/09
Opponent Kris Dunn (13), Providence, 12/22/14

Player Had 10 Blocks

Miami Anthony King (10) vs. Florida Atlantic, 11/29/04
Opponent Jarvis Varnado (10), Mississippi State, 12/13/07

Player Had a Double-Double

Miami Tonye Jekiri (12 pts, 12 rebs) vs. Butler, 11/22/15
Opponent Shawn Long (21 pts, 13 rebs) vs. Louisiana, 11/16/15

Player Had a Triple-Double

Miami Anthony King (11 pts, 10 reb, 13 blks) vs. Florida Atlantic, 11/29/04
Opponent Brendan Haywood (18 pts, 14 reb, 10 blks), North Carolina, 12/4/00

Two Players Had Double-Doubles

Miami Reggie Johnson (22 pts, 11 rebs) & Kenny Kadji (12 pts, 12 rebs), vs. Stetson, 11/9/12
Opponent Brice Johnson (22 pts, 11 rebs) & J.P. Tokoto (10 pts, 10 rebs), North Carolina, 2/28/15

Team Scored 100 Points

Miami 105 vs. Mississippi State, 11/19/15
Opponent 105, North Carolina, 1/31/07

Team Scored 50 Points in a Half

Miami 59 (1st half) vs. Mississippi State, 11/19/15
Opponent 50 (2nd half) vs. Louisiana, 11/16/15

Team Shot 50 Percent in Both Halves

Miami .529 (18-34) / .500 (9-18) vs. Butler, 11/22/15
Opponent .563 (9-16) / .520 (13-25) at Florida State, 2/1/15

Team Shot 60 Percent in a Half

Miami .633 (19-30), second half, vs. Northeastern, 11/27/15
Opponent .625 (15-24), first half, Notre Dame, 3/12/15

Team Shot 70 Percent in a Half

Miami .739 (17-23), first half, at Florida State, 2/13/13

Team Shot 60 Percent in a Game

Miami .638 (30-47), at Florida State, 2/13/13
Opponent .622 (23-37), Clemson, 12/21/08

Team Shot Less Than 30 Percent in a Game

Miami .293 (12-41), vs. Eastern Kentucky, 12/19/14
Opponent .296 (16-54), Charleston, 12/30/14

THE LAST TIME A MIAMI FRESHMAN ...

Scored 26+ Points:	Durand Scott, 29, vs. North Carolina, 3/02/10
Scored 20-25 Points:	Deandre Burnett, 21, vs. Green Bay, 12/6/14
Perfect from Field (5+ att):	Reggie Johnson (RS), 8-of-8, vs. Wake Forest, 3/11/10
Perfect from 3-Point Line:	James Palmer, 5-of-5, at Virginia Tech, 3/7/15
10+ Rebounds:	Reggie Johnson (RS), 12, vs. Virginia Tech, 03/12/10
10+ Assists:	Durand Scott, 10, vs. North Carolina Central, 11/14/09
5-9 Assists:	Ja'Quan Newton, 5, at Notre Dame, 1/17/15
5+ Steals:	Shane Larkin, 6, vs. North Carolina, 01/10/12
4+ Blocks:	Raphael Akpejori, 4, McNeese State, 11/24/10
Double-Double:	Julian Gamble (RS), 13 points, 13 rebounds, North Florida, 12/31/08

HOME (2-0)

##	Player	gp-gs	min	avg	fg-fga	fg%	3fg-fga	3fg%	ft-fa	ft%	off	def	tot	avg	pf	dq	a	to	blk	stl	pts	avg
10	Sheldon McClellan	3-3	95	31.7	20-31	.645	5-11	.455	7-8	.875	3	7	10	3.3	8	0	4	2	1	5	52	17.3
05	Davon Reed	3-3	90	30.0	17-29	.586	6-14	.429	12-16	.750	2	12	14	4.7	9	0	5	4	2	3	52	17.3
00	Ja'Quan Newton	3-0	58	19.3	13-19	.684	1-2	.500	8-12	.667	1	3	4	1.3	5	0	7	7	0	2	35	11.7
13	Angel Rodriguez	3-3	95	31.7	11-32	.344	4-17	.235	9-13	.692	4	3	7	2.3	8	0	17	5	1	3	35	11.7
33	Ivan CruzUceda	3-3	69	23.0	11-19	.579	8-15	.533	2-2	1.000	1	9	10	3.3	6	0	2	1	0	1	32	10.7
23	Tonye Jekiri	3-3	88	29.3	8-19	.421	0-2	.000	3-6	.500	5	23	28	9.3	9	0	4	5	5	0	19	6.3
12	James Palmer	3-0	43	14.3	4-14	.286	2-5	.400	3-4	.750	2	6	8	2.7	1	0	4	0	0	0	13	4.3
03	Anthony Lawrence	3-0	36	12.0	3-8	.375	1-2	.500	6-8	.750	5	4	9	3.0	5	0	4	2	1	2	13	4.3
20	Mike Robinson	1-0	3	3.0	1-2	.500	1-2	.500	0-0	.000	0	1	1	1.0	1	0	0	0	0	0	3	3.0
21	Kamari Murphy	1-0	17	17.0	1-2	.500	0-0	.000	0-0	.000	1	5	6	6.0	3	0	0	2	1	0	2	2.0
15	Ebuka Izundu	2-0	4	2.0	0-0	.000	0-0	.000	0-0	.000	0	0	0	0.0	2	0	0	0	0	0	0	0.0
35	Chris Stowell	1-0	2	2.0	0-1	.000	0-1	.000	0-0	.000	0	0	0	0.0	0	0	0	0	0	0	0	0.0
Team											7	2	9					1				
Total.....		3	600		89-176	.506	28-71	.394	50-69	.725	31	75	106	35.3	57	0	47	29	11	16	256	85.3
Opponents.....		3	600		76-172	.442	24-61	.393	38-58	.655	35	70	105	35.0	63	0	34	40	5	16	214	71.3

NEUTRAL (3-0)

##	Player	gp-gs	min	avg	fg-fga	fg%	3fg-fga	3fg%	ft-fa	ft%	off	def	tot	avg	pf	dq	a	to	blk	stl	pts	avg
10	Sheldon McClellan	3-3	90	30.0	17-28	.607	7-13	.538	12-12	1.000	0	6	6	2.0	5	0	6	2	0	4	53	17.7
13	Angel Rodriguez	3-3	78	26.0	13-24	.542	6-12	.500	9-10	.900	1	5	6	2.0	8	0	12	7	0	6	41	13.7
23	Tonye Jekiri	3-3	84	28.0	15-21	.714	0-0	.000	10-11	.909	12	22	34	11.3	9	0	4	7	4	1	40	13.3
00	Ja'Quan Newton	3-0	69	23.0	11-30	.367	0-3	.000	15-20	.750	0	4	4	1.3	4	0	9	4	1	5	37	12.3
15	Ebuka Izundu	2-0	18	9.0	4-6	.667	0-0	.000	7-11	.636	6	4	10	5.0	0	0	1	0	0	0	15	7.5
12	James Palmer	3-0	47	15.7	9-13	.692	4-6	.667	0-2	.000	0	4	4	1.3	3	0	4	1	0	0	22	7.3
05	Davon Reed	3-3	71	23.7	4-11	.364	2-3	.667	11-13	.846	1	11	12	4.0	9	0	5	5	0	1	21	7.0
33	Ivan CruzUceda	3-3	60	20.0	8-14	.571	5-9	.556	0-0	.000	2	10	12	4.0	6	0	0	2	2	1	21	7.0
03	Anthony Lawrence	3-0	48	16.0	6-14	.429	1-6	.167	4-6	.667	2	3	5	1.7	6	0	5	0	0	4	17	5.7
21	Kamari Murphy	2-0	29	14.5	3-7	.429	0-0	.000	1-2	.500	2	3	5	2.5	6	0	1	0	0	1	7	3.5
20	Mike Robinson	2-0	3	1.5	2-2	1.000	2-2	1.000	0-0	.000	0	0	0	0.0	2	0	0	0	0	0	6	3.0
35	Chris Stowell	2-0	3	1.5	0-0	.000	0-0	.000	0-0	.000	0	0	0	0.0	0	0	0	1	0	0	0	0.0
Team											6	4	10									
Total.....		3	600		92-170	.541	27-54	.500	69-87	.793	32	76	108	36.0	58	0	47	29	7	23	280	93.3
Opponents.....		3	600		80-173	.462	25-61	.410	35-51	.686	26	56	82	27.3	69	0	36	42	7	9	220	73.3

Official Basketball Box Score -- Game Totals -- Final Statistics
Dowling vs Miami
11-04-15 7 p.m. at Coral Gables, Fla. | BankUnited Center

Dowling 40

#	Player	Total		3-Ptr		Rebounds			PF	TP	A	TO	Blk	Stl	Min
		FG-FGA	FG-FGA	FT-FTA	FT-FTA	Off	Def	Tot							
02	Brown, Tristan	-	2-6	1-2	0-0	1	3	4	1	5	1	1	0	2	22
15	Hickey, Ryan	-	5-13	3-10	0-0	0	3	3	0	13	1	5	0	1	32
20	Abbandola, Vincent	-	1-6	1-5	0-0	0	0	0	2	3	0	4	1	0	18
32	Maxwell, Evan	-	2-6	0-3	0-0	0	5	5	3	4	1	1	1	0	36
50	Guzzardi, Michael	-	2-9	0-0	0-2	1	1	2	4	4	0	3	0	0	27
00	Mableton, Ali	-	1-4	0-0	2-2	0	1	1	0	4	2	1	0	1	12
05	Richardson, MiKing	-	0-1	0-1	0-0	0	2	2	0	0	2	3	0	0	13
11	Lys, Pierre	-	1-4	0-1	1-3	0	1	1	1	3	0	1	0	0	17
19	Hernandez, Daniel	-	0-3	0-1	0-0	0	0	0	0	0	0	0	0	0	4
21	Coleman, Ramiel	-	0-3	0-0	0-0	0	0	0	2	0	0	1	0	0	6
42	Pierre, Tyler	-	2-2	0-0	0-0	2	3	5	5	4	1	0	0	0	13
Team						2	4	6			3				
Totals			16-57	5-23	3-7	6	23	29	18	40	8	23	2	4	200
FG % 1st Half: 6-26		23.1%	2nd half: 10-31	32.3%	Game: 16-57	28.1%									
3FG % 1st Half: 3-15		20.0%	2nd half: 2-8	25.0%	Game: 5-23	21.7%									
FT % 1st Half: 0-0		0.0%	2nd half: 3-7	42.9%	Game: 3-7	42.9%									

Miami 91

#	Player	Total		3-Ptr		Rebounds			PF	TP	A	TO	Blk	Stl	Min
		FG-FGA	FG-FGA	FT-FTA	FT-FTA	Off	Def	Tot							
05	Davon Reed	-	2-7	0-2	3-3	1	4	5	1	7	1	1	0	0	20
10	Sheldon McClellan	-	8-13	2-6	0-0	0	1	1	0	18	0	0	0	2	20
13	Angel Rodriguez	-	2-6	2-5	0-0	1	3	4	0	6	3	1	0	3	19
23	Tonye Jekiri	-	3-4	0-0	3-4	3	7	10	2	9	3	2	0	3	20
33	Ivan Cruz Uceda	-	4-9	2-5	0-0	4	1	5	0	10	3	0	0	2	22
00	Ja'Quan Newton	-	6-8	1-1	0-0	0	0	0	0	13	2	1	0	0	21
03	Anthony Lawrence	-	2-8	0-4	1-4	2	3	5	4	5	1	1	0	0	17
12	James Palmer	-	2-7	0-1	1-1	0	4	4	0	5	2	2	0	1	22
15	Ebuka Izundu	-	1-4	0-0	0-0	1	3	4	3	2	0	2	2	0	11
20	Mike Robinson	-	1-1	0-0	0-0	1	0	1	0	2	0	0	0	0	3
21	Kamari Murphy	-	6-9	0-0	2-2	3	8	11	2	14	0	1	1	3	22
35	Chris Stowell	-	0-0	0-0	0-0	0	0	0	0	0	0	0	0	0	3
Team						1	4	5			1				
Totals			37-76	7-24	10-14	17	38	55	12	91	15	12	3	14	200
FG % 1st Half: 18-34		52.9%	2nd half: 19-42	45.2%	Game: 37-76	48.7%									
3FG % 1st Half: 6-16		37.5%	2nd half: 1-8	12.5%	Game: 7-24	29.2%									
FT % 1st Half: 7-8		87.5%	2nd half: 3-6	50.0%	Game: 10-14	71.4%									

Officials: Technical fouls: Dowling-None. Miami-None.
Attendance: 5426

Score by periods	1st	2nd	Total
Dowling	15	25	40
Miami	49	42	91

Last FG - DOWM 2nd-02:10, UM 2nd-00:56.
Largest lead - DOWM None, UM by 51 2nd-02:18.
DOWM led for 00:00. UM led for 39:51. Game was tied for 00:00.

Points	In Paint	Off T/O	2nd Chance	Fast Break	Bench
DOWM	18	6	7	4	11
UM	52	29	20	10	41

Score tied - 0 times.
Lead changed - 0 times.

Official Basketball Box Score -- Game Totals -- Final Statistics
Louisiana vs Miami
11-16-15 7 p.m. at BankUnited Center | Coral Gables, Fla.

Louisiana 77 • 1-1

#	Player	Total		3-Ptr		Rebounds			PF	TP	A	TO	Blk	Stl	Min
		FG-FGA	FG-FGA	FT-FTA	FT-FTA	Off	Def	Tot							
21	Long, Shawn	f	9-17	0-2	3-8	6	7	13	4	21	1	4	2	1	33
32	Washington, Bryce	f	5-10	1-5	0-0	2	0	2	2	11	2	2	0	0	25
01	Wright, Jay	g	4-9	1-2	4-7	0	0	0	2	13	8	1	0	2	30
13	Register, Hayward	g	1-2	1-2	2-3	0	1	1	1	5	0	1	0	0	11
22	Stove, Johnathan	g	0-1	0-0	2-2	0	3	3	3	2	1	2	0	1	22
00	Walker, Devonta	-	5-7	0-0	1-2	3	2	5	4	11	0	1	1	0	15
03	Wooten, Tyrone	-	0-3	0-1	0-0	1	2	3	1	0	0	0	0	0	7
04	Wronkoski, Steven	-	1-3	0-2	0-0	1	1	2	2	2	0	1	0	0	17
05	Shepherd, Kasey	-	4-9	2-5	2-2	1	2	3	2	12	2	1	0	3	22
15	Edgman, Jay	-	0-2	0-1	0-0	0	1	1	1	0	0	0	0	0	14
23	Williams, Tiremone	-	0-0	0-0	0-0	0	0	0	1	0	0	0	0	0	4
Team						4	1	5							
Totals			29-63	5-20	14-24	18	20	38	23	77	14	13	3	7	200
FG % 1st Half: 10-24		41.7%	2nd half: 19-39	48.7%	Game: 29-63	46.0%									
3FG % 1st Half: 2-9		22.2%	2nd half: 3-11	27.3%	Game: 5-20	25.0%									
FT % 1st Half: 5-9		55.6%	2nd half: 9-15	60.0%	Game: 14-24	58.3%									

Miami 93 • 2-0

#	Player	Total		3-Ptr		Rebounds			PF	TP	A	TO	Blk	Stl	Min
		FG-FGA	FG-FGA	FT-FTA	FT-FTA	Off	Def	Tot							
33	Ivan CruzUceda	f	5-7	3-5	0-0	0	3	3	3	13	0	0	0	0	29
23	Tonye Jekiri	c	2-6	0-1	0-1	1	3	4	4	4	1	2	0	0	23
05	Davon Reed	g	6-8	4-5	3-4	0	4	4	3	19	1	2	1	1	32
10	Sheldon McClellan	g	6-9	2-4	2-3	2	3	5	2	16	2	1	1	3	34
13	Angel Rodriguez	g	4-11	2-6	8-11	3	2	5	3	18	4	2	1	0	31
00	Ja'Quan Newton	-	5-6	0-0	1-2	0	0	0	1	11	5	2	0	0	15
03	Anthony Lawrence	-	3-6	1-2	5-6	2	4	6	3	12	4	1	1	2	25
12	James Palmer	-	0-2	0-0	0	1	1	2	1	0	0	0	0	0	11
15	Ebuka Izundu	-	0-0	0-0	0-0	0	0	0	0	0	0	0	0	0	0
Team						1	1	2							
Totals			31-55	12-23	19-27	10	21	31	20	93	17	10	4	6	200
FG % 1st Half: 16-30		53.3%	2nd half: 15-25	60.0%	Game: 31-55	56.4%									
3FG % 1st Half: 6-14		42.9%	2nd half: 6-9	66.7%	Game: 12-23	52.2%									
FT % 1st Half: 5-6		83.3%	2nd half: 14-21	66.7%	Game: 19-27	70.4%									

Officials: Tim Nestor, Raymond Styons, Alfred Smith
Technical fouls: Louisiana-None. Miami-None.
Attendance: 5965

Score by periods	1st	2nd	Total
Louisiana	27	50	77
Miami	43	50	93

Last FG - ULL 2nd-01:17, UM 2nd-02:15.
Largest lead - ULL 4 by 3 1st-19:35, UM by 20 1st-03:31.
ULL led for 01:21. UM led for 37:33. Game was tied for 01:06.

Score tied - 2 times.
Lead changed - 1 time.

Official Basketball Box Score -- Game Totals -- Final Statistics
UTRGV vs Miami
11-13-15 7:02 p.m. at BankUnited Center | Coral Gables, Fla.

UTRGV 59 • 0-1

#	Player		Total		3-Ptr		Rebounds			PF	TP	A	TO	Blk	Stl	Min
			FG-FGA	FG-FGA	FT-FTA	Off	Def	Tot								
03	Thompson,JJ	-	1-5	1-3	2-2	0	1	1	3	5	5	4	0	1	30	
20	Dixon,Nick	-	0-7	0-2	1-2	1	3	4	1	1	1	1	0	1	19	
23	Kimasa,Dan	-	5-11	0-0	0-0	0	5	5	3	10	1	1	0	0	25	
24	Hines,Shaquille	-	7-14	3-4	1-1	3	3	6	4	18	0	1	0	0	24	
35	Slaughter,Dakota	-	2-7	1-5	0-0	1	1	2	4	5	1	3	0	0	28	
01	Osborne,Everett	-	2-3	1-2	2-2	0	1	1	1	7	0	1	0	1	17	
05	Jones,Walter	-	1-1	0-0	0-2	0	0	0	3	2	0	0	0	0	8	
32	Rwabigwi,Adonis	-	0-1	0-0	0-0	0	3	3	3	0	0	2	1	0	15	
44	Ikuenobe,Chistopher	-	0-0	0-0	2-3	0	1	1	1	2	0	1	0	0	4	
55	Green,Antonio	-	4-6	1-3	0-0	0	4	4	3	9	1	0	0	1	30	
Team						1	6	7			1					
Totals			22-55	7-19	8-12	6	28	34	26	59	9	15	1	4	200	
FG % 1st Half: 8-27			29.6%	2nd half: 14-28	50.0%	Game: 22-55	40.0%									Deadball
3FG % 1st Half: 3-10			30.0%	2nd half: 4-9	44.4%	Game: 7-19	36.8%									Rebounds
FT % 1st Half: 1-2			50.0%	2nd half: 7-10	70.0%	Game: 8-12	66.7%									1

Official Basketball Box Score -- Game Totals -- Final Statistics
Miami vs Utah
11/20/15 7:00 PM AT at Coliseo Roberto Clemente (San Juan, PR)

Miami 90 • 4-0

#	Player		Total			3-Ptr			Rebounds			PF	TP	A	TO	Blk	Stl	Min
			FG-FGA	FG-FGA	FT-FTA	Off	Def	Tot	Off	Def	Tot							
33	Ivan CruzUceda	f	1-4	1-3	0-0	1	1	2	2	3	0	1	0	0	0	0	18	
23	Tonye Jekiri	c	8-10	0-0	4-5	5	7	12	2	20	1	1	1	1	1	1	32	
05	Davon Reed	g	2-6	0-1	2-4	0	4	4	2	6	1	1	0	1	1	1	23	
10	Sheldon McClellan	g	10-12	3-5	4-4	0	4	4	2	27	0	1	0	1	0	1	29	
13	Angel Rodriguez	g	3-8	1-3	4-4	0	2	2	2	11	4	1	0	1	0	3	25	
00	Ja'Quan Newton		1-8	0-0	3-4	0	1	1	1	5	1	1	0	1	0	1	22	
03	Anthony Lawrence		0-1	0-1	0-0	0	0	0	2	0	2	0	0	0	0	0	14	
12	James Palmer		2-2	2-2	0-0	0	1	1	1	6	2	1	0	0	0	0	15	
15	Ebuka Izundu		1-1	0-0	2-4	1	2	3	0	4	1	0	0	0	0	0	3	
20	Mike Robinson		2-2	2-2	0-0	0	0	0	1	6	0	0	0	0	0	0	1	
21	Kamari Murphy		1-4	0-0	0-0	1	0	1	2	2	1	0	0	1	1	1	17	
35	Chris Stowell		0-0	0-0	0-0	0	0	0	0	0	0	0	0	0	0	0	1	
Team						2	2	4										
Totals				31-58	9-17	19-25	10	24	34	17	90	13	7	1	8		200	
FG % 1st Half: 16-27			59.3%	2nd half: 15-31	48.4%	Game: 31-58	53.4%											
3FG % 1st Half: 4-7			57.1%	2nd half: 5-10	50.0%	Game: 9-17	52.9%											
FT % 1st Half: 10-13			76.9%	2nd half: 9-12	75.0%	Game: 19-25	76.0%											
																	Deadball Rebounds 2	

Utah 66 • 3-1

#	Player		Total			3-Ptr			Rebounds			PF	TP	A	TO	Blk	Stl	Min	
			FG-FGA	FG-FGA	FT-FTA	Off	Def	Tot	Off	Def	Tot								
21	LOVERIDGE, Jordan	f	6-8	4-6	2-4	0	1	1	3	18	3	1	0	0	0	0	32		
35	KUZMA, Kyle	f	0-3	0-3	0-0	0	0	0	1	0	0	3	0	0	0	0	15		
42	POELTL, Jakob	f	7-11	0-0	2-4	2	4	6	2	16	1	1	1	1	0	0	25		
11	TAYLOR, Brandon	f	2-8	1-5	0-0	0	4	4	2	5	1	4	0	1	1	0	35		
15	BONAM, Lorenzo	g	4-6	1-1	0-1	0	3	3	0	9	1	3	0	0	0	0	29		
00	CHAPMAN, Brekkott		0-3	0-2	4-4	0	0	0	3	4	4	0	0	0	0	0	19		
01	WRIGHT, Isaiah		3-3	2-2	0-0	0	2	2	2	8	0	1	0	0	0	0	16		
14	TUCKER, Dakarai		0-2	0-1	0-0	0	0	0	0	2	0	0	0	0	0	0	9		
20	REYES, Chris		2-3	0-0	2-2	1	2	3	4	6	0	3	0	0	0	0	12		
25	OGBE, Kenneth		0-1	0-1	0-0	0	2	2	0	0	0	0	0	0	0	0	3		
30	BEALER, Gabe		0-0	0-0	0-0	0	0	0	1	0	0	0	0	0	0	0	3		
41	MONTGOMERY, Austin		0-0	0-0	0-0	0	0	0	0	0	1	0	0	0	0	0	2		
Team						1	3	4	1										
Totals				24-48	8-21	10-15	4	21	25	21	66	11	16	1	1		200		
FG % 1st Half: 11-20			55.0%	2nd half: 13-28	46.4%	Game: 24-48	50.0%												Deadball Rebounds 1
3FG % 1st Half: 5-11			45.5%	2nd half: 3-10	30.0%	Game: 8-21	38.1%												
FT % 1st Half: 5-7			71.4%	2nd half: 5-8	62.5%	Game: 10-15	66.7%												

Officials: Pat Adams, Rob Groover, Olandis Poole
Technical fouls: Miami-None. Utah-TEAM.
Attendance: 2001
Game 8 of the Ninth Annual Puerto Rico Tip-Off

Score by periods	1st	2nd	Total
Miami	46	44	90
Utah	32	34	66

Last FG - UM 2nd-00:29, UTAH 2nd-00:17.
Largest lead - UM by 27 2nd-00:29, UTAH None.
UM led for 39:23. UTAH led for 00:00. Game was tied for 00:37.

Official Basketball Box Score -- Game Totals -- Final Statistics
Northeastern vs Miami
11-27-15 4 p.m. at BankUnited Center | Coral Gables, Fla.

Northeastern 78 • 4-1

#	Player		Total			3-Ptr			Rebounds			PF	TP	A	TO	Blk	Stl	Min
			FG-FGA	FG-FGA	FT-FTA	Off	Def	Tot	Off	Def	Tot							
04	Walker, David	*	4-10	2-4	11-12	0	2	2	1	21	3	2	0	1	38			
10	Williams, T.J.	*	1-4	0-2	1-3	0	0	0	0	3	3	0	0	0	28			
12	Ford, Quincy	*	9-17	5-10	1-3	1	5	6	3	24	2	4	0	4	29			
33	Stahl, Zach	*	3-6	0-0	0-0	1	4	5	4	6	0	4	1	0	32			
34	Abakah, Kwesi	*	1-4	0-0	0-0	2	3	5	3	2	1	0	0	0	24			
11	Miller, Jeremy		3-5	2-2	1-1	2	3	5	1	9	0	0	0	0	17			
15	Donnelly, Caleb		2-2	1-1	0-1	0	0	0	0	5	0	0	0	0	8			
20	Begley, Devon		2-6	2-3	2-2	1	2	3	2	8	2	2	0	0	24			
Team						4	3	7										
Totals				25-54	12-22	16-22	11	22	33	14	78	11	12	1	5	200		
FG % 1st Half: 11-26			42.3%	2nd half: 14-28	50.0%	Game: 25-54	46.3%											
3FG % 1st Half: 7-12			58.3%	2nd half: 5-10	50.0%	Game: 12-22	54.5%											
FT % 1st Half: 6-8			75.0%	2nd half: 10-14	71.4%	Game: 16-22	72.7%											

Miami 77 • 5-0

#	Player		Total			3-Ptr			Rebounds			PF	TP	A	TO	Blk	Stl	Min
			FG-FGA	FG-FGA	FT-FTA	Off	Def	Tot	Off	Def	Tot							
05	Davon Reed	*	7-10	2-5	3-3	1	6	7	3	19	4	2	1	1			34	
10	Sheldon McClellan	*	8-12	1-3	1-1	0	1	1	3	18	1	0	0	1			32	
13	Angel Rodriguez	*	5-11	1-4	1-1	0	0	0	4	12	6	3	0	1			32	
23	Tonye Jekiri	*	4-8	0-0	0-1	2	10	12	2	8	2	2	5	0			37	
33	Ivan CruzUceda	*	1-3	1-3	0-0	0	0	0	1	3	1	0	0	0			14	
00	Ja'Quan Newton		5-7	1-1	2-3	1	1	2	4	13	1	2	0	1			20	
03	Anthony Lawrence		0-1	0-0	0-0	1	0	1	1	0	0	0	0	0			5	
12	James Palmer		1-5	0-1	0-0	0	0	0	0	2	1	0	0	0			9	
21	Kamari Murphy		1-2	0-0	0-0	1	5	6	3	2	0	2	1	0			17	
Team						0	1	1										
Totals			32-59	6-17	7-9	6	24	30	21	77	16	11	7	4			200	
FG % 1st Half: 13-29			44.8%	2nd half: 19-30	63.3%	Game: 32-59			54.2%									Deadball
3FG % 1st Half: 1-8			12.5%	2nd half: 5-9	55.6%	Game: 6-17			35.3%									Rebounds
FT % 1st Half: 3-4			75.0%	2nd half: 4-5	80.0%	Game: 7-9			77.8%									1

Officials: Brian Dorsey, Les Jones, Bill McCarthy
Technical fouls: Northeastern-None. Miami-None.
Attendance: 6635

Score by periods	1st	2nd	Total
Northeastern	35	43	78
Miami	30	47	77

Last FG - NU 2nd-00:00, UM 2nd-00:18.
Largest lead - NU by 13 1st-07:09, UM by 7 2nd-04:23.
NU led for 31:54. UM led for 06:00. Game was tied for 02:06.

Official Basketball Box Score -- Game Totals -- Final Statistics
Butler vs Miami
11-22-15 7:30 PM AT at Coliseo Roberto Clemente (San Juan, PR)

Butler 75 • 3-1

#	Player		Total			3-Ptr			Rebounds			PF	TP	A	TO	Blk	Stl	Min
			FG-FGA	FG-FGA	FT-FTA	Off	Def	Tot	Off	Def	Tot							
04	WIDEMAN, Tyler	f	3-6	0-0	2-2	4	6	10	4	8	0	0	0	2	31			
45	CHRABASCZ, Andrew	f	3-7	0-1	0-0	2	0	2	4	6	2	0	1	0	27			
01	LEWIS, Tyler	g	1-5	1-4	0-0	0	0	0	1	3	1	2	0	0	25			
21	JONES, Roosevelt	g	7-13	0-0	5-11	3	2	5	2	19	5	3	0	1	36			
24	DUNHAM, Kellen	g	6-17	5-8	6-6	0	0	0	3	23	1	4	0	0	28			
00	ETHERINGTON, Austin		0-1	0-1	0-0	0	1	1	0	0	1	0	0	0	8			
05	GATHERS, Jordan		2-3	2-3	0-0	0	0	0	1	6	1	1	0	2	12			
13	DAVIS, Jackson		1-2	0-0	0-0	0	0	0	1	2	0	0	0	0	5			
30	MARTIN, Kelan		3-5	0-1	2-2	0	5	5	3	8	0	3	0	0	28			
Team						4	3	7										
Totals			26-59	8-18	15-21	13	17	30	19	75	11	13	1	5	200			
FG % 1st Half: 11-27			40.7%	2nd half: 15-32	46.9%	Game: 26-59			44.1%	Deadball Rebounds								
3FG % 1st Half: 3-9			33.3%	2nd half: 5-9	55.6%	Game: 8-18			44.4%									
FT % 1st Half: 4-6			66.7%	2nd half: 11-15	73.3%	Game: 15-21			71.4%									



IVAN CRUZ UCEDA

Senior | Forward | 6-10 | 217

Madrid, Spain | Harcum College (Pa.)

33

Cruz Uceda Season/Career/ACC Highs

Points

Season: 16, vs. UTRGV, 11/13/15
Career: 18, at Virginia Tech, 3/7/15
ACC: 18, at Virginia Tech, 3/7/15

Rebounds

Season: 7, vs. UTRGV, 11/13/15
Career: 7 (2x) last vs. UTRGV, 11/13/15
ACC: 5 (4x) last at Virginia Tech, 3/7/15

Assists

Season: 1 (2x) last vs. Northeastern, 11/28/15
Career: 1 (6x) last vs. Northeastern, 11/28/15
ACC: 1 (3x) last at Louisville, 2/21/15

Steals

Season: 1 (2x) last vs. Mississippi State, 11/19
Career: 2, vs. Louisville, 2/3/15
ACC: 2, vs. Louisville, 2/3/15

Blocked Shots

Season: 2, vs. Butler, 11/22/15
Career: 2 (3x) last vs. Butler, 11/22/15
ACC: 1, vs. Louisville, 2/3/15

Field Goals

Season: 5 (2x) last vs. Louisiana, 11/16/15
Career: 7, at Virginia Tech, 3/7/15
ACC: 7, at Virginia Tech, 3/7/15

Field Goal Attempts

Season: 9, vs. UTRGV, 11/13/15
Career: 11, at Virginia Tech, 3/7/15
ACC: 11, at Virginia Tech, 3/7/15

Free Throws

Season: 2, vs. UTRGV, 11/13/15
Career: 5, vs. Florida State, 2/25/15
ACC: 5, vs. Florida State, 2/25/15

Free Throw Attempts

Season: 2, vs. UTRGV, 11/13/15
Career: 6, vs. Florida State, 2/25/15
ACC: 6, vs. Florida State, 2/25/15

3-Point Field Goals

Season: 4, vs. UTRGV, 11/13/15
Career: 4, vs. UTRGV, 11/13/15
ACC: 3 (3x) last at Virginia Tech, 3/7/15

3-Point Field Goal Attempts

Season: 7, vs. UTRGV, 11/13/15
Career: 7 (2x) last vs. UTRGV, 11/13/15
ACC: 7, vs. North Carolina, 2/28/15

Minutes

Season: 29, vs. Louisiana, 11/16/15
Career: 32, vs. Alabama, 3/21/15
ACC: 25, vs. North Carolina, 2/28/15

2014-15			
Opposition	P	R	A
at Notre Dame	2	0	0
NC State	2	2	0
at Syracuse	3	5	1
Georgia Tech	5	4	1
at Florida State	2	1	0
Louisville	4	4	0
Clemson	10	5	0
at Wake Forest	2	3	0
Virginia Tech	0	1	0
at Louisville	0	5	1
Florida State	5	3	0
North Carolina	11	2	0
at Pittsburgh	5	3	0
at Virginia Tech	18	5	0
vs Virginia Tech	4	3	0
vs Notre Dame	10	4	0
NC Central	8	5	0
Alabama	9	7	0
at Richmond	0	3	0
vs Temple	6	4	0
vs Stanford	3	5	1

- First name Ivan is pronounced E-von. Last name is Cruise Ew-say-duh. Born in Madrid, Spain. First language is Spanish.
- European style game; Vlade Divac type of player.
- Inside-outside threat. Great shooter for his size.
- Clever player. Will beat guys with his intelligence and skill.
- Very good passer. Good instincts for offensive situations.
- Transformed his body losing 20 pounds and gaining muscle in summer 2015. Now is much quicker and more athletic. Never consistently lifted weights before coming to Miami.
- Did not speak English before attending Harcum College.
- All-American (H.M.) and All-National Tournament Team at Harcum.
- Set school record for rebounds in game (29) and career (635) at Harcum.
- Averaged 14.6 points, 9.6 rebounds, 2.0 assists, 1.1 steals and 1.1 blocks per game at Harcum.
- Helped lead Harcum to the junior college national semifinals.
- Holds season record for 3-point percentage (45.5%).

- Favorites: Food: Cocido (chickpea-based stew from Madrid, Spain). Athlete: Drazen Petrovic. Pro Sports Team: Real Madrid. Music: 80s Music, Otis Redding, Marvin Gaye. Movie: Scarface. TV Show: Spartacus. Book: Drazen Petrovic books. Pro athlete: Larry Bird. Cuban dish: Rice and beans with fried plantains. Ice cream: Mint chip. Favorite place on campus: Weight room.
- Biggest fear: Insects. Best advice received: Believe in yourself. Why UM: Coaches and location. Started playing basketball: 12 years old.

As a Junior (2014-15)

Started 6 of 21 games played after missing first 16 due to NCAA transfer rules ... Averaged 5.2 points and 3.5 rebounds in 17.1 minutes per game ... Totaled 109 points and 74 rebounds in 360 minutes ... Hit 37.4 percent (37-99) from the field, 33.9 percent (21-62) from three and 82.4 percent (14-17) at the line ... Scored in double digits four times ... Hit multiple 3-pointers six times ... Notched 3-pointer in 12 outings ... Season highs: 18 points at Virginia Tech, 3/7; 7 rebounds vs. Alabama, 3/21; 1 assist four times, last vs. Stanford, 4/2; 2 steals vs. Louisville, 2/3; 2 blocked shots twice, last vs. Stanford, 4/2; 32 minutes vs. Alabama, 3/21 ... Started one of 14 ACC games played ... In ACC play averaged 4.9 points and 3.1 rebounds in 13.9 minutes ... Totaled 69 points and 43 rebounds in 194 minutes ... Connected on 37.1 percent (23-62) from the field, 33.3 percent (13-39) from three and 76.9 percent (10-13) at the line ... In two ACC Tournament games, averaged 7.0 points and 3.5 rebounds in 19.0 minutes ... Shot 60.0 percent (6-10) FG and 40.0 percent (2-5) 3FG ... In five NIT games averaged 5.2 points and 4.8 rebounds in 25.6 minutes per game ... Hit 29.6 percent (8-27) from the field, 33.3 percent (6-18) from three and 1.000 (4-4) at the line.

Harcum College

Ranked No. 55 overall by ESPN ... All-American (H.M.) ... All-National Tournament Team ... Averaged 14.6 points, 9.6 rebounds, 2.0 assists, 1.1 steals and 1.1 blocks in 23.3 minutes per game in second season ... Hit 62.5 percent from field, 45.5 percent from long range and 72.4 percent at line ... Advanced to NJCAA Division I National Semifinals in Hutchinson, Kan., marking first final four appearance in school history ... In NJCAA Region XV Championship, hit 15 of team-best 21 points from behind 3-point line, making five of 10 tries, and grabbed 12 rebounds ... Set school record for rebounds in game (29) and career (635) ... Fourth-highest scorer in Harcum history with 957 points, sixth in blocked shots (76) ... Holds season record for 3-point percentage (45.5%) ... Honors Society.

Personal

First name Ivan is pronounced E-von ... Last name is Cruise Ew-say-duh ... Born Oct. 24, 1991 in Madrid, Spain ... Son of Jose Gabriel Cruz and Pilar Uceda ... Brother to Maria ... Father played pro basketball for Club Deportivo Cajamadrid in Spain ... Will graduate in May 2016 with B.S. Ed. in sports administration ... Attended Giner de los Rios High School ... Played basketball for Estudiantes in Spain where he averaged 12 points and seven rebounds per game ... Also played for Club Baloncesto Alcobendas, Colegio Brains, Club Baloncesto Las Rozas ... Also recruited by Marquette, Ohio State, Penn State and Villanova.

CRUZ UCEDA CAREER STATISTICS

Season	GP	GS	Min.	Avg.	FG	FGA	Pct.	FG	FGA	Pct.	FT	FTA	Pct.	Off.	Def.	Tot.	Avg.	PF	FO	Ast.	TO	Blk	Stl	Pts.	Avg.
2014-15	21	6	360	17.1	37	99	.374	21	62	.339	14	17	.824	18	56	74	3.5	19	0	4	13	5	8	109	5.2
2015-16	6	6	129	21.5	19	33	.576	13	24	.542	2	2	1.000	3	19	22	3.7	12	0	2	3	2	2	53	8.8
TOTAL	27	12	489	18.1	56	132	.424	34	86	.395	16	19	.842	21	75	96	3.6	31	0	6	16	7	10	162	6.0

CRUZ UCEDA 2015-16

Opponent	Date	GS	Min	TOTAL FG	FGA	Pct	3-PTS 3FG	FGA	Pct	FREE THROWS FT	FTA	Pct	REBOUNDS Off	Def	Tot	Avg	PF	FO	A	TO	Blk	Stl	Pts	Avg
UTRGV	11-13-15	*	26	5	9	.556	4	7	.571	2	2	1.000	1	6	7	7.0	2	0	1	1	0	1	16	16.0
LOUISIANA	11-16-15	*	29	5	7	.714	3	5	.600	0	0	.000	0	3	3	5.0	3	0	0	0	0	0	13	14.5
vs Mississippi State	11-19-15	*	22	4	6	.667	2	3	.667	0	0	.000	0	6	6	5.3	3	0	0	1	0	1	10	13.0
vs Utah	11-20-15	*	18	1	4	.250	1	3	.333	0	0	.000	1	1	2	4.5	2	0	0	1	0	0	3	10.5
vs Butler	11-22-15	*	20	3	4	.750	2	3	.667	0	0	.000	1	3	4	4.4	1	0	0	0	2	0	8	10.0
NORTHEASTERN	11-27-15	*	14	1	3	.333	1	3	.333	0	0	.000	0	0	0	3.7	1	0	1	0	0	0	3	8.8



TONYE JEKIRI

Senior | Center | 7-0 | 248

Hialeah, Fla. | Champagnat Catholic School (Fla.) | Port Harcourt, Nigeria

23

Jekiri Season / Career Highs

Points

Season: 20, vs. Utah, 11/21/15
Career: 20, vs. Utah, 11/21/15
ACC: 15 (2x) last vs. Virginia Tech, 2/18/15

Rebounds

Season: 12 (4x), last vs. Northeastern, 11/28/15
Career: 17, vs. Clemson, 2/8/15
ACC: 17, vs. Clemson, 2/8/15

Assists

Season: 2 (2x) last vs. Northeastern, 11/28/15
Career: 8, vs. South Alabama, 11/28/14
ACC: 4, vs. Syracuse, 1/25/14

Steals

Season: 1, vs. Utah, 11/21/15
Career: 4, at Duke, 1/13/15
ACC: 4, at Duke, 1/13/15

Blocked Shots

Season: 5, vs. Northeastern, 11/28/15
Career: 5 (3x) last vs. Northeastern, 11/28/15
ACC: 5, vs. Clemson, 2/8/15

Field Goals

Season: 8, vs. Utah, 11/21/15
Career: 8, vs. Utah, 11/21/15
ACC: 6 (2x) last at Louisville, 2/21/15

Field Goal Attempts

Season: 10, vs. Utah, 11/21/15
Career: 14, vs. Louisville, 2/3/15
ACC: 14, vs. Louisville, 2/3/15

Free Throws

Season: 4 (2x) last vs. Butler, 11/22/15
Career: 8, at Boston College, 2/16/15
ACC: 8, at Boston College, 2/16/15

Free Throw Attempts

Season: 5, vs. Utah, 11/21/15
Career: 10, at Boston College, 2/16/15
ACC: 10, at Boston College, 2/16/15

3-Point Field Goals

Season: --
Career: 1, vs. Alabama, 3/21/15
ACC: --

3-Point Field Goal Attempts

Season: 1 (2x) last vs. Louisiana, 11/16/15
Career: 1 (2x) vs. UTRGV, 11/13/15
ACC: --

Minutes

Season: 37, vs. Northeastern, 11/28/15
Career: 47, at Boston College, 2/16/15
ACC: 47, at Boston College, 2/16/15

Puerto Rico Tip-Off All-Tournament Team, 2015

ACSM & Coaches 2015 All-ACC Defensive Team

2014-15 Led ACC in rebounds - 9.9 rpg all games, 10.9 ACC games

2014-15 All-ACC Basketball Team, H.M.

Gildan Charleston Classic All-Tournament Team

- Lone remaining player from the 2013 ACC Championship and NCAA Sweet 16 team.
- Only played basketball for five years after moving from Nigeria to South Florida in September 2010 to begin hoops career. Previously played soccer in Africa, but height led him to hoops.
- Terrific learner who picks up concepts quickly.
- Good passer for his size.
- Very good position defender on and off ball.
- Rebounder and shot blocker, developing his offensive game.
- Can play with back to basket or step out for a 15-17-foot jumper.
- Runs the floor like a guard and has unstoppable motor. Exceptionally fast and athletically gifted for a big man.
- Second Florida recruit in Larrañaga era, following Shane Larkin.
- First time he saw snow was on a road trip to UMass on Dec. 1, 2012, during freshman season.
- Acclimated himself well from Nigeria to U.S. culture.
- Chose jersey number 23 because July 23 is birthday.
- Favorites: Food: Rice & chicken. Basketball movie: Love & Basketball.
- Sport besides basketball: Soccer.
- Why UM: The coaching staff.

As a Junior (2014-15): Final 2015 NCAA rankings: No. 5 total rebounds; No. 20 defensive rebounds per game; No. 21 rebounds per game; No. 43 double doubles; No. 44 offensive rebounds per game; No. 91 total blocks. **Miami Record Book Listings:** Career - ACC games only: No. 3: ACC, rebounds, career (337); No. 5: ACC, blocked shots, career (46); Season: No. 2: Games started, season (37); No. 3: Personal fouls, season (114); No. 4: Rebounds, season (366); No. 9: Minutes played, season (1,120); Season - ACC games only: No. 1: ACC, rebounds per game, season (10.9); No. 4: ACC, blocked shots, season (24); No. 7: ACC, minutes played, season (581); No. 9: ACC, field goal percentage, season (.508); Game - ACC games only: No. 1: ACC, rebounds, game (17); No. 2: ACC, blocked shots, game (5); No. 3: ACC, rebounds, game (15 - 5x). **Among ACC players in all games:** No. 1 rebounds (9.9); No. 1 defensive rebounds (6.7); No. 4 offensive rebounds (3.2); No. 5 blocked shots (1.4). **Among ACC players in league games only:** No. 1 rebounds (10.9) ... No. 1 defensive rebounds (7.3); No. 2 offensive rebounds (3.6); No. 6 blocked shots (1.3). **Season:** Started all 27 games played, missing NIT championship game due to injury ... Eleven double-doubles overall, led ACC with nine in league play ... Four straight double-doubles from Feb. 16 to Feb. 25 ... Hit first career 3-point attempt vs. Alabama, 3/21 ... First Miami player to average 10+ rebounds per game in ACC play ... Led ACC with 21 10+ rebound games. Second-most was 14 ... Received second-most votes for ACC most improved player of the year and third-most votes for ACC defensive player of the year ... In ACC games from 2014-15, improved his free throw percentage 18.1 percent, field goal percentage 9.0 percent, points 5.6 per game, rebounds 5.3 per game and blocks 0.5 per game. Also improved double-doubles from one to nine ... Averaged 8.8 points, 9.9 rebounds, 1.4 blocks, 1.1 assists in 30.3 minutes per game ... Totaled 317 points, 366 rebounds, 51 blocks, 42 assists in 1120 minutes ... Hit 50.0 percent (123-246) from the field, 1.000 (1-1) from three and 72.9 percent (70-96) at the line ... Led team in rebounding 28 games, and tied twice ... Double-digit rebounds in 21 games, 13 times in ACC play ... Scored in double digits 15 times ... Blocked a shot in 24 outings, including first 10 games ... Multiple blocks in 13 games ... Season highs: 15 vs. Virginia Tech, 2/18; 17 rebounds vs. Clemson, 2/8; 8 assists vs. South Alabama, 11/28; 4 steals at Duke, 1/13; 5 blocked shots, twice, last vs. Clemson, 2/8; 47 minutes at Boston College, 2/16 ... One of two Miami players to start all 18 ACC games ... In ACC play averaged 9.4 points, 10.9 rebounds, 1.3 blocks, 0.8 steals and 0.7 assists in 32.3 minutes per game ... Averaged a double-double of 10.1 points and 12.0 rebounds after seven league outings ... Totaled 169 points, 196 rebounds, 24 blocks, 14 steals and 13 assists in 581 minutes ... Connected on 50.8 (65-128) from the field and 70.9 percent (39-55) at the line ... In two ACC Tournament games, averaged 10.0 points and 9.5 rebounds in 29.0 minutes ... Shot 50.0 percent (7-14) from the field ... In four NIT games averaged 8.0 points and 7.5 rebounds in 27.5 minutes ... Hit 43.8 percent (14-32) from the field.


High School: Rated the 17th-best center in the country by ESPN.com and No. 13 by Scout.com ... Averaged 20 points, 12 rebounds and 5 blocks per game as a senior ... Notched 45 points and 20 rebounds in regional semifinals and 18 points, 14 rebounds and six blocks in regional finals ... Led his team to the 2A state title game ... First team 2011-12 Boys Class 2A All-State Team ... First Team All-FHSAA Tournament at state championships ... Orlando Sentinel's 2011-12 All-Florida boys basketball team ... Averaged 14 points and 10 rebounds per game as a junior with Champagnat, his first year of organized hoops ... Team MVP ... Team captain ... On the AAU circuit, played for Team Breakdown ... Dominated at the Source Hoops Elite Camp and led Team Breakdown to championships in the Breakdown Hoops Festival and the Big Shots Myrtle Beach I ... Can play with his back to the basket or step out for a 10-12-foot shot ... Runs the floor like a guard and has an unstoppable motor.

Personal: Born July 23, 1994 in Nigeria ... Given name is Tonye Frank Jekiri (TAHN-yay Ja-KEER-EE) ... Son of Emilia and Frank ... Brother to Tammie, Omiebi and Boma ... Expecting to graduate in May 2016 with B.S. Ed. in sports administration ... Chose his jersey number 23 because July 23 is his birthday ... Originally from Nigeria, Jekiri moved to South Florida in September 2010 to begin his basketball career ... Previously played soccer ... Chose Miami over considerations from Virginia Tech, Clemson, Florida State, Auburn, Vanderbilt and Alabama ... Jekiri was Larrañaga's second recruit from the state of Florida, joining former Canes PG Shane Larkin from Orlando, Fla.

JEKIRI CAREER STATISTICS

Season	GP	GS	Min.	Avg.	FG	FGA	Pct.	FG	FGA	Pct.	FT	FTA	Pct.	Off.	Def.	Tot.	Avg.	PF	FO	Ast.	TO	Blk	Stl	Pts.	Avg.
2012-13	34	0	235	6.9	18	35	.514	0	0	.000	11	20	.550	28	27	55	1.6	35	0	4	11	11	7	47	1.4
2013-14	33	16	705	21.4	57	125	.456	0	0	.000	25	43	.581	67	113	180	5.5	87	5	22	31	29	21	139	4.2
2014-15	37	37	1120	30.3	123	246	.500	1	1	1.000	70	96	.729	118	248	366	9.9	114	5	42	51	51	21	317	8.6
2015-16	6	6	172	28.7	23	40	.575	0	2	.000	13	17	.765	17	45	62	10.3	18	0	8	12	9	1	59	9.8
TOTAL	110	59	2232	20.3	221	446	.496	1	3	.333	119	176	.676	230	433	663	6.0	254	10	76	105	100	50	562	5.1

JEKIRI 2015-16		TOTAL			3-PTS			FREE THROWS			REBOUNDS													
Opponent	Date	GS	Min	FG	FGA	Pct	3FG	FGA	Pct	FT	FTA	Pct	Off	Def	Tot	Avg	PF	FO	A	TO	Blk	Stl	Pts	Avg
UTRGV	11-13-15	*	28	2	5	.400	0	1	.000	3	4	.750	2	10	12	12.0	3	0	1	1	0	0	7	7.0
LOUISIANA	11-16-15	*	23	2	6	.333	0	1	.000	0	1	.000	1	3	4	8.0	4	0	1	2	0	0	4	5.5
vs Mississippi State	11-19-15	*	18	3	5	.600	0	0	.000	2	2	1.000	3	7	10	8.7	3	0	2	3	1	0	8	6.3
vs Utah	11-20-15	*	32	8	10	.800	0	0	.000	4	5	.800	5	7	12	9.5	2	0	1	1	1	1	20	9.8
vs Butler	11-22-15	*	34	4	6	.667	0	0	.000	4	4	1.000	4	8	12	10.0	4	0	1	3	2	0	12	10.2
NORTHEASTERN	11-27-15	*	37	4	8	.500	0	0	.000	0	1	.000	2	10	12	10.3	2	0	2	2	5	0	8	9.8



ANTHONY LAWRENCE, JR.

Freshman | Guard | 6-7 | 210

3

St. Petersburg, Fla. | Lakewood Senior HS

- Can play multiple positions. Was point guard in high school and will play small forward at Miami.
- Athletic and can attack the basket with authority.
- Son of a high school coach.

• Favorites: Athlete: LeBron James. Sports Team: Cleveland Cavaliers. Video Game: 2K. Class at UM: Acting. Movie: Friday. TV Show: Martin. Musical Artist: Future. Place on campus: BUC.

Prep

Led Lakewood Senior High School team to the Class 5A state championship game as a junior ... Scored 18 points in the championship game and totaled 25 rebounds in two state tournament games ... Averaged 20 points and 13 rebounds as a junior at Lakewood, and in sophomore campaign, averaged 21 points, eight rebounds and four steals ... Listed as a three-star recruit by ESPN.

Personal

Born Sept. 6, 1996 in St. Petersburg, Fla. ... Son of Anthony Sr. and Zelia ... One sister, Taylor ... Majoring in sports administration ... Played AAU ball for Each 1 Teach 1 Elite ... Chose Miami over offers from USC, Clemson and Texas, among others ... Anthony's father, Anthony Lawrence Sr., was a two-year letterman at Miami from 1991-93. After college, he played overseas in Portugal, Mexico and the Dominican Republic ... Lawrence Jr.'s uncle, Patrick, also played at Miami from 1991-94.

Lawrence Season Highs

Points

Season: 12, vs. Louisiana, 11/16/15

ACC: --

Rebounds

Season: 6, vs. Louisiana, 11/16/15

ACC: --

Assists

Season: 4, vs. Louisiana, 11/16/15

ACC: --

Steals

Season: 2 (3x) last vs. Butler, 11/22/15

ACC: --

Blocked Shots

Season: 1, vs. Louisiana, 11/16/15

ACC: --

Field Goals

Season: 3 (3x) last vs. Butler, 11/22/15

ACC: --

Field Goal Attempts

Season: 7, vs. Mississippi State, 11/19

ACC: --

Free Throws

Season: 5, vs. Louisiana, 11/16/15

ACC: --

Free Throw Attempts

Season: 6, vs. Louisiana, 11/16/15

ACC: --

3-Point Field Goals

Season: 1 (2x) last vs. Butler, 11/22/15

ACC: --

3-Point Field Goal Attempts

Season: 3, vs. Butler, 11/22/15

ACC: --

Minutes

Season: 25, vs. Louisiana, 11/16/15

ACC: --

LAWRENCE CAREER STATISTICS

Season	GP	GS	Min.	Avg.	FG	FGA	Pct.	3-Point FG	3-Point FGA	3-Point Pct.	Free Throws FT	Free Throws FTA	Free Throws Pct.	Off.	Def.	Tot.	Avg.	PF	FO	Ast.	TO	Blk	Stl	Pts.	Avg.
2015-16	6	0	84	14.0	9	22	.409	2	8	.250	10	14	.714	7	7	14	2.3	11	0	9	2	1	6	30	5.0

LAWRENCE 2015-16		TOTAL						3-PTS		FREE THROWS			REBOUNDS													
Opponent	Date	GS	Min	FG	FGA	Pct	3FG	FGA	Pct	FT	FTA	Pct	Off	Def	Tot	Avg	PF	FO	A	TO	Blk	Stl	Pts	Avg		
UTRGV	11-13-15		6	0	1	.000	0	0	.000	1	2	.500	2	0	2	2.0	1	0	0	1	0	0	1	1.0		
LOUISIANA	11-16-15		25	3	6	.500	1	2	.500	5	6	.833	2	4	6	4.0	3	0	4	1	1	2	12	6.5		
vs Mississippi State	11-19-15		22	3	7	.429	0	2	.000	4	6	.667	2	2	4	4.0	3	0	2	0	0	2	10	7.7		
vs Utah	11-20-15		14	0	1	.000	0	1	.000	0	0	.000	0	0	0	3.0	2	0	2	0	0	0	0	5.8		
vs Butler	11-22-15		12	3	6	.500	1	3	.333	0	0	.000	0	1	1	2.6	1	0	1	0	0	2	7	6.0		
NORTHEASTERN	11-27-15		5	0	1	.000	0	0	.000	0	0	.000	1	0	1	2.3	1	0	0	0	0	0	0	5.0		



SHELDON McCLELLAN 10

Graduate | Guard | 6-5 | 200

Houston, Texas | Texas | Bellaire HS

McClellan Season / Career Highs

Points

Season: 27, vs. Utah, 11/21/15
Career: 31, at Charlotte, 11/25/14
ACC: 24, at Boston College, 2/16/15

Rebounds

Season: 5, vs. Louisiana, 11/16/15
Career: 11 (2x) last vs. Temple, 3/31/15
ACC: 10, vs. NC State, 1/22/15

Assists

Season: 4, vs. Mississippi State, 11/19
Career: 5 (3x) last at Virginia Tech, 3/7/15
ACC: 5 (2x) last at Virginia Tech, 3/7/15

Steals

Season: 3, vs. Louisiana, 11/16/15
Career: 4 (2x) last vs. Notre Dame, 3/12/15
ACC: 3, vs. Virginia, 01/03/15

Blocked Shots

Season: 1, vs. Louisiana, 11/16/15
Career: 1 (14x), last vs. Louisiana, 11/16/15
ACC: 1 (6x) last vs. Louisiana, 11/16/15

Field Goals

Season: 10, vs. Utah, 11/21/15
Career: 11, at Charlotte, 11/25/14
ACC: 8, at Boston College, 2/16/15

Field Goal Attempts

Season: 12 (2x) last vs. Northeastern, 11/28/15
Career: 20, at Oklahoma, 1/21/13
ACC: 16, at Pittsburgh, 3/4/15

Free Throws

Season: 6, vs. Mississippi State, 11/19
Career: 14, vs. Fresno State, 11/9/12
ACC: 7 (2x) last at Pittsburgh, 3/4/15

Free Throw Attempts

Season: 6, vs. Mississippi State, 11/19
Career: 14, vs. Fresno State, 11/9/12
ACC: 8, at Pittsburgh, 3/4/15

3-Point Field Goals

Season: 3, vs. Utah, 11/21/15
Career: 5, at Charlotte, 11/25/14
ACC: 4, at Boston College, 2/16/15

3-Point Field Goal Attempts

Season: 5 (2x) last vs. Butler, 11/22/15
Career: 9, vs. Oklahoma, 2/29/12
ACC: 7 (2x) last at Boston College, 2/16/15

Minutes

Season: 34, vs. Louisiana, 11/16/15
Career: 50, vs. Virginia, 01/03/15
ACC: 50, vs. Virginia, 01/03/15

Puerto Rico Tip-Off All-Tournament Team, 2015

NIT All-Tournament Team, 2015

Riley Wallace Award Finalist, 2015

Jerry West Award Midseason Watch List, 2015

ACSMA All-ACC Team, H.M., 2015

adidas Nations: Top NCAA Prospects Camp, Summer 2015

ACC Player of the Week - Dec. 1, 2014

TicketCity Legends Classic All-Tournament Team, 2011

"He's an extremely gifted athlete. Running, jumping, changing directions, balance. He's as high a level an athlete as I've coached in 44 years. He has a certain way of playing that's very, very good." — Coach L

- Nickname is Mac.
- Explosive scorer that can get on a roll. High-level athlete.
- Good in transition, making a wide assortment of layups, both left and right handed. A slasher.
- Great lateral quickness and ability to defend perimeter.
- Proficient 3-point shooter, and worked on perimeter jump shot.
- Strength numbers are at highest levels of his career.
- Ability to get fouled a lot due to his attack mentality.
- Entertaining personality with a quick wit.
- Coaches want him to be the Carmelo Anthony of the team.
- Grew up working on his game with John Lucas.
- Tremendous redshirt year in 2013-14, making himself more of an offensive threat. A volume scorer.
- Transferred from University of Texas in fall of 2013, sitting out 2013-14 due to NCAA transfer rules.

- Favorites: Food: Sloppy Joe. Sports Team: Lakers. Movie: Straight out of Compton. Pro athlete: Kyrie Irving. Quote: Elite. Ice cream flavor: Vanilla. Class at UM: Communications. Cereal: Frosted Flakes. TV Show: Fresh Prince of Bel Air.

- Why UM: Coach L. Started playing basketball: Age 3.

McClellan after watching Miami play in the 2013 NCAA Tournament games in Austin, Texas: "I liked the plays they ran, the open-court stuff, and the way they all seemed to be playing for each other. They seemed to be having fun, and the coaches seemed positive on the bench. I wish I had come here as a freshman."

"At UM, everything is positive, never any negative energy. Coach L is like a father on the court. I love him to death. I like how positive he is, whether after a bad shot or reminding us to move on to the next play. That's how I liked to be pushed, not by negative reinforcement." — Sheldon McClellan

As a Redshirt Senior (2015-16): Participated in adidas Nations Top NCAA Prospects camp.

As a Redshirt Junior (2014-15): Career: Played 105 career games, after 68 games played at the University of Texas ... Scored 1,393 career points, including 843 at Texas. **Final 2015 NCAA rankings:** No. 21 total minutes, No. 82 total field goals made, No. 86 total points, No. 90 field goal percentage, No. 90 free throw percentage...

Second-best shooting percentage in the nation by a guard in the Big 5 conferences, 18th-best shooting percentage by a guard in the nation, 90th-best shooting percentage in the nation (all positions), top shooting percentage by a guard in the ACC. **Miami Record Book Listings:** Season: No. 1: Games started, season (38); No. 2: Minutes played, season (1,278); Season - ACC games only: No. 3: ACC, minutes played, season (616); No. 6: ACC, free throws made, season (56); No. 8: ACC, points per game, season (14.1); No. 9: ACC, free throw percentage, season (.836); No. 10: ACC, field goals made, season (85); Game: No. 1: Field goal percentage, game (1.000). **Among ACC players in all games:** No. 12 in scoring (14.5), No. 6 in field goal percentage (.484), No. 6 free throw percentage (.824) ... Among ACC players in league games only: No. 16 in scoring (14.1), No. 4 free throw percentage (.836). **Season:** Only player to start all 38 games ... One of only three Canes to play all 38 games ... Only Canes to score 30+ points — 31 at Charlotte, 11/25 ... Trio of double-doubles: 31 points, 11 rebounds at Charlotte, 11/25; 16 points, 10 rebounds vs. NC State, 1/22; 16 points, 11 rebounds vs. Temple, 3/31 ... Averaged 14.5 points, 4.7 rebounds, 1.9 assists in 33.6 minutes per game ... Totaled 550 points, 178 rebounds, 74 assists in 1278 minutes ... Hit 48.4 percent (192-397) from the field, 35.8 percent (54-151) from three and 82.4 percent at the line ... Led team in scoring for the season, in ACC games, in the ACC Tournament and in the NIT ... Led team in scoring 18 times and tied once ... Scored in double digits 31 games, and 15-straight from Nov. 21 to Jan. 22 ... Hit multiple 3-pointers 16 times ... Notched 3-pointer in 29 outings ... Season highs: 31 at Charlotte, 11/25; 11 rebounds twice, last vs. Temple, 3/31; 5 assists three times, last at Virginia Tech, 3/7; 4 steals vs. Notre Dame, 3/12; 1 blocked shot, seven times, last vs. Temple, 3/31; 50 minutes vs. Virginia, 1/3 ... One of two Miami players to start all 18 ACC games ... In ACC play averaged 14.1 points, 3.9 rebounds, 2.1 assists, 0.9 steals in 34.2 minutes per game ... Totaled 254 points, 71 rebounds, 37 assists, 17 steals in 616 minutes ... Connected on 46.2 percent (85-184) from the field, 35.0 percent (28-80) from three and 83.6 percent (56-67) at the line ... In two ACC Tournament games, averaged 13.0 points, 5.5 rebounds, 2.0 steals in 38.5 minutes ... Shot 45.0 percent (9-20) from the field ... In five NIT games averaged 13.2 points, 5.0 rebounds, 1.4 assists in 33.8 minutes ... Made 39.6 percent (21-53) from the field, 33.3 percent (6-18) from three and 90.0 percent (18-20) at the line.

High School: No. 47 prospect nationally in the ESPNU 100 and No. 60 prospect by Rivals.com following senior season ... Averaged a team-best 25.6 points, 7.2 rebounds, 5.0 assists and 2.0 steals per game while helping Bellaire to a 20-9 mark and the first round of the Class 5A state playoffs ... Career-high 56 points in the season-opening win against Booker T. Washington ... Averaged 20 points per game while leading Bellaire to a 35-2 record and a trip to the Class 5A regional finals in his junior season ... Coached by Bruce Glover.

Personal: Born Dec. 21, 1992 in Houston ... Full name is Sheldon Reeves McClellan ... Son of Angel Johnson (mother) ... Brother to Justin Jones ... Graduated in May 2015 with B.L.A. in liberal arts. Now pursuing second degree ... Played AAU for Houston Select ... Cousin Jawaan McClellan played basketball for Arizona and professionally overseas ... Favorite food is a homemade sloppy joe.

McCLELLAN CAREER STATISTICS

Texas	GP	GS	Min.	Avg.	FG	FGA	Pct.	FG	FGA	Pct.	FT	FTA	Pct.	Off.	Def.	Tot.	Avg.	PF	FO	Ast.	TO	Blk	Stl	Pts.	Avg.
2011-12	34	9	879	25.9	129	288	.448	35	113	.310	90	119	.756	39	73	112	3.3	34	0	21	30	3	35	383	11.3
2012-13	34	15	929	27.3	136	356	.382	33	121	.273	155	186	.833	36	96	132	3.9	28	0	29	57	3	28	460	13.5
TOTAL	68	24	1808	26.6	265	644	.411	68	234	.291	245	305	.803	75	169	244	3.6	62	0	50	87	6	63	843	12.4

Miami	GP	GS	Min.	Avg.	FG	FGA	Pct.	FG	FGA	Pct.	FT	FTA	Pct.	Off.	Def.	Tot.	Avg.	PF	FO	Ast.	TO	Blk	Stl	Pts.	Avg.
2014-15	38	38	1278	33.6	192	397	.484	54	151	.358	112	136	.824	32	146	178	4.7	59	0	74	49	7	34	550	14.5
2015-16	6	6	185	30.8	37	59	.627	12	24	.500	19	20	.950	3	13	16	2.7	13	0	10	4	1	9	105	17.5
TOTAL	44	44	1463	33.2	229	456	.502	66	175	.377	131	156	.840	35	159	194	4.4	72	0	84	53	8	43	655	14.9

McCLELLAN 2015-16

Opponent	Date	GS	Min	TOTAL FG	FGA	Pct	3-PTS FG	FGA	Pct	FREE THROWS FT	FTA	Pct	REBOUNDS Off	Def	Tot	Avg	Pf	Fo	A	TO	Blk	Stl	Pts	Avg
UTRGV	11-13-15	*	29	6	10	.600	2	4	.500	4	4	1.000	1	3	4	4.0	3	0	1	1	0	1	18	18.0
LOUISIANA	11-16-15	*	34	6	9	.667	2	4	.500	2	3	.667	2	3	5	4.5	2	0	2	1	1	3	16	17.0
vs Mississippi State	11-19-15	*	32	5	10	.500	2	3	.667	6	6	1.000	0	0	3.0	3.0	1	0	4	0	0	2	18	17.3
vs Utah	11-20-15	*	29	10	12	.833	3	5	.600	4	4	1.000	0	4	4	3.3	2	0	0	1	0	1	27	19.8
vs Butler	11-22-15	*	29	2	6	.333	2	5	.400	2	2	1.000	0	2	2	3.0	2	0	2	1	0	1	8	17.4
NORTHEASTERN	11-27-15	*	32	8	12	.667	1	3	.333	1	1	1.000	0	1	1	2.7	3	0	1	0	0	1	18	17.5



Junior | Guard | 6-6 | 160

Las Vegas, Nev. | San Jose State | Bishop Gorman HS

1

- Favorites: Food: Surf and turf. Athlete: Kobe Bryant. Professional teams: Lakers, Timberwolves, Raiders. Midnight snack: Cereal. Ice Cream: Chocolate. Cereal: Cinnamon Toast Crunch. Movie: More than a Game. TV Show: Fresh Prince of Bel Air. Musical Artist: Lil Wayne. Place on Campus: The gym.

Will sit out the 2015-16 season after transferring from San Jose State in August, 2015.

Led Spartans in scoring for second-straight season at 13.9 points per game ... Averaged 3.3 rebounds, 1.1 assists and 32.3 minutes over 27 games ... Scored in double-figures 21 times ... Led team in scoring in 15 games ... Five 20-point performances ... Season-high 27 points versus San Diego State (1/21) ... Season-high 10 rebounds to go along with 23 points at Wyoming (2/14) ... Splashed in 59 three-point baskets moving him into third all-time at San José State with 134 ... Multiple threes in 19 games ... Scored 26 points and matched a career-high for made threes in a game with six at Air Force (1/7) ... Third in the conference during Mountain West play at 2.5 made threes per game ... Career-high five assists versus Utah State (2/14) ... Shot free throws at 79.6 percent ... 20 points at UC Davis (12/3) ... 22 points versus Saint Katherine (12/9) ... Recorded two steals in three different games.

2013-14				2014-15			
Opposition	P	R	A	Opposition	P	R	A
at Santa Clara	15	2	1	Bethesda	17	3	2
vs. Milwaukee	17	6	0	Portland	5	2	2
at Northern Illinois	11	3	1	Pepperdine	9	2	2
vs. James Madison	18	3	1	at Cal State Fullerton	11	2	0
at Pepperdine	14	1	2	vs. Washington	15	2	0
Cal State Fullerton	17	4	2	vs. Western Michigan	7	2	0
at Portland	23	3	0	vs. Princeton	0	0	0
at Weber State	17	1	1	at UC Davis	20	1	1
at Houston	21	1	0	Santa Clara	15	1	1
UC Davis	28	3	0	Saint Katherine	22	6	2
Westminster	8	2	0	Wyoming	13	5	2
Pacific	19	7	0	at Air Force	26	4	0
Nevada	5	1	1	at UNLV	3	2	0
at Utah State	20	2	1	Fresno State	16	3	0
Colorado State	28	5	0	Colorado State	12	3	1
New Mexico	16	3	1	at Boise State	13	1	1
at Air Force	12	2	1	Air Force	11	1	2
at Wyoming	2	6	2	at New Mexico	15	3	0
San Diego State	5	3	0	at Fresno State	16	2	4
at Boise State	0	0	0	Nevada	10	3	1
UNLV	13	3	1	at Wyoming	23	10	0
at New Mexico	15	3	3	Utah State	12	6	5
at Fresno State	13	6	1	San Diego State	27	4	0
Air Force	5	2	0	at Colorado State	18	3	1
Wyoming	0	0	0	at Nevada	6	3	1
at Nevada	11	5	1	Boise State	17	6	2
at San Diego State	14	2	0	UNLV	16	8	2
Utah State	5	1	2				
at Colorado State	6	1	0				
Fresno State	17	5	1				
vs. Boise State	13	5	1				

Points

Career: 28 (2x) last vs. Colorado State, 1/8/14

Rebounds

Career: 10, at Wyoming, 2/14/15

Assists

Career: 5, San Diego State, 2/21/15

Steals

Career: 2 (7x) last at Wyoming, 2/14/15

Blocked Shots

Career: 1 (4x) last at Wyoming, 2/14/15

Field Goals

Field Goals
Career: 10, at Air Force, 1/7/15

Field Goal Attempts

Career: 21. Fresno State. 3/8/14

Free Throws

Career: 9. Colorado State. 1/8/14

Free Throw Attempts

Career: 12, Colorado State, 1/8/14

3-Point Field Goals

3-Point Field Goals
Career: 6 (3x), last at Air Force, 1/7/15

3-Point Field Goal Attempts

3-Point Field Goal Attempts
Career: 13, UC Davis 12/18/13

Foul Disqualifications

Four Disq
Career: 0

Minutes

Career: 42 USC Davis 12/18/13

Played in all 31 games and started three - at Weber State and against Fresno State and Boise State ... One of first players off bench ... Averaged team-best 13.2 points per game and 2.9 rebounds per game ... Set Mountain West freshman record for three pointers made in season at 75 ... Second-highest single-season three-pointers made and fourth-high three-pointers attempted at San José State ... Scored in double figures in 22 games ... 408 points on the season ... 20+ points in five games ... Scored a season-high 28 points in three-overtime win against UC Davis and 28 points against Colorado State ... Hit season-best six three-pointers against UC Davis and at Utah State ... Added 23 points at Portland, 21 points at Houston and 20 at Utah State ... Led team in scoring in 16 games ... Attempted at least 10 shots in 20 games ... Made at least one three-pointer in 12 straight games and 28 of 31 games ... Made 75 of 190 three-point attempts ... Shot 81.3 percent from free throw line ... Grabbed seven rebounds against Pacific and six rebounds against Milwaukee and at Wyoming and Fresno State ... Dished out at least one assist in 17 games ... Three assists at New Mexico ... Two steals at Northern Illinois, against James Madison and at Utah State and Air Force.

Played at Bishop Gorman High School in Las Vegas ... Averaged 19 points senior year and led team to 29-3 record ... Team finished No. 15 in USA Today and ESPN polls ... Team won back-to-back Division I state championships ... Averaged 4.2 rebounds and 2.3 assists senior year.

Born January 6, 1994, in Las Vegas ... Son of Faye Muhammad, former point guard and track star at Long Beach State, and Ronald Muhammad, former point guard for USC ... Younger brother of Shabazz Muhammad, former UCLA player who is currently with Minnesota Timberwolves ... Sister, Asia, is a professional tennis player ... Uncle, Stephone Paige, played nine seasons in the NFL ... Aunt, Robin Paige, was four-year starter for Cal State Fullerton ... Majoring in sociology.

MUHAMMAD SAN JOSE STATE STATISTICS								3-Point			Free Throws			Rebounds						Scoring					
Season	GP	GS	Min.	Avg.	FG	FGA	Pct.	FG	FGA	Pct.	FT	FTA	Pct.	Off.	Def.	Tot.	Avg.	PF	FO	Ast.	TO	Blk	Stl	Pts.	Avg.
2013-14	31	3	873	28.2	121	332	.364	75	190	.395	91	112	.813	20	71	91	2.9	53	0	24	52	1	14	408	13.2
2014-15	27	22	871	32.3	119	312	.381	59	164	.360	78	98	.796	17	71	88	3.3	48	0	31	38	3	18	375	13.9
Totals	58	25	1744	30.1	240	644	.373	134	354	.379	169	210	.805	37	142	179	3.1	101	0	55	90	4	32	783	13.5



KAMARI MURPHY

R-Junior | Forward | 6-8 | 220

Brooklyn, N.Y. | Oklahoma State | IMG | Lincoln HS

21

- Explosive athlete with pogo-stick type hops.
- Versatile defender who can guard positions 1-5.
- Excellent rebounder at both ends of the court.
- Great straight-line driver.
- Treats practice like games, competing hard and wanting to win drills.
- Focused on increasing skill level to become a consistent perimeter shooter and gain a proficient inside-outside game.
- Transferred from Oklahoma State in fall of 2014. Sat out 2014-15 season due to NCAA transfer rules.
- Led Cowboys in total rebounds and total blocks as a sophomore.
- Spent post-graduate year at IMG Academy in Bradenton, Fla.
- Graduated from Lincoln High School in Brooklyn, N.Y., same school that produced Stephon Marbury, Sebastian Telfair and Lance Stephenson.
- Also played football for two seasons in high school.

- Favorites: Food: Soul food and baked mac & cheese. Movies: Gone in 60 Seconds. TV Show: Family Feud. Pro athlete: LeBron James. Pro Teams: Patriots, Jets, Rockets. Advice received: Life is not a sprint, it is a marathon. Ice cream flavor: Butter pecan. Midnight snack: Peanut butter sandwich. Class at UM: Sign language.
- Biggest fear: Bugs. Why UM: Coach L. Started playing basketball: Age 10.

As a Junior at Miami (2014-15): Sat out due to NCAA transfer rules.

As a Sophomore at Oklahoma State (2013-14): Led Cowboys in total rebounds pulling down 199 for the season, as well as blocks with total of 40, despite missing the season opener vs MVSU ... Pulled down six rebounds and blocked two shots in first game of the season vs. Utah Valley ... Grabbed six rebounds and blocked career high four shots vs. Delaware State ... Recorded first career double-double with 10 points and 10 rebounds at Texas ... Scored season high 12 points at Kansas ... Established career high with three steals and matched career high with four blocked shots vs. Texas ... Recorded second 10-point, eight-rebound effort of season against Robert Morris ... Perfect 5-of-5 from floor for 10 points vs. Louisiana Tech ... Ten points and eight rebounds vs. Butler ... Seven points, six boards and two shots vs. Arkansas-Pine Bluff ... Grabbed team-leading, season high 13 rebounds vs. Oklahoma (2/15) ... Eighth in blocks per game (1.3 bpg) and 15th in rebounding in Big 12.

As a Freshman at Oklahoma State (2012-13): Grabbed six rebounds in semifinal game against Kansas State at Big 12 Championship ... Scored eight points, including six in first half, and grabbed four boards against Baylor ... Extremely efficient at Kansas, scoring four points, grabbing five rebounds and dishing out an assist in eight minutes ... Came off bench last 18 games after starting first 15 contests of season ... Career-high six trips to charity stripe vs Texas Tech ... Dished out career-best three assists vs TCU ... Scored 12 points against Tennessee Tech ... Scored career-high 13 points at Virginia Tech ... Recorded first collegiate double-figure rebounding game with career-high 10 boards vs sixth-ranked N.C. State ... Started first game as collegian in season opener against UC Davis ... Blocked four shots against the Aggies, tying for ninth-most by a Cowboy freshman in school history.

High School: Ranked No. 10 on HoopScoop.com's list of top fifth-year players in 2012 ... Spent post-graduate year at IMG Academy in Bradenton, Fla., and was starting forward for IMG ... Averaged 20 points, 10 rebounds and three assists for team that finished 28-2 against prep schools and was ranked among the top-five nationally ... Graduated from Lincoln High School in Brooklyn, N.Y. -- same school that produced Stephon Marbury, Sebastian Telfair and Lance Stephenson ... Team captain junior and senior seasons under head coach Dwayne Morton ... Averaged 17 points and more than 10 rebounds per game as senior ... Helped lead Railsplitters to PSAL Class-AA title game as senior and Brooklyn regular-season crown and borough title ... Ranked as No. 6 player in state of New York in 2011 according to HoopScoop ... Listed as one of four "standout players" at Super 16 Showcase in Hartford, Conn., in July of 2011 ... Also played football for two seasons in high school ... Recruited by UConn, Miami, Missouri, Louisville, Virginia, Virginia Tech, St. Johns, Rutgers, Florida and Florida State.

Personal: Born Kamari Michael Murphy on Dec. 14, 1993 ... Son of Michael Murphy and Kemel and Kaheem Draper ... Second oldest of six boys: Jacori, Kusamae, Maalik, Mikwan and Kieron ... Will graduate in May with B.A. in sociology ... Enjoys swimming, playing volleyball and football, and playing video games in his spare time.

2012-13					2013-14				
Opposition	P	R	A		Opposition	P	R	A	
UC Davis	7	6	0		Utah Valley	2	6	1	
vs Akron	1	6	0		Arkansas-Pine-Bluff	7	6	0	
vs Tennessee	4	7	1		Memphis	5	7	1	
vs NC State	4	10	1		at USF	0	5	2	
Portland State	9	5	0		vs Purdue	6	6	0	
at Virginia Tech	13	5	1		vs Butler	10	8	2	
USF	8	7	2		vs Memphis	6	6	0	
Missouri State	4	9	2		South Carolina	8	7	0	
Central Arkansas	9	7	1		vs Louisiana Tech	10	3	1	
UT Arlington	2	1	0		Delaware State	5	7	1	
Tennessee Tech	12	5	2		vs Colorado	4	5	0	
Gonzaga	0	1	0		Robert Morris	10	8	3	
at Kansas State	6	1	0		at Kansas State	2	3	1	
TCU	4	6	3		Texas	4	5	1	
at Oklahoma	0	3	0		at West Virginia	7	5	0	
Texas Tech	5	5	2		TCU	8	8	0	
at Baylor	0	0	0		at Kansas	12	1	1	
West Virginia	0	0	0		West Virginia	0	2	0	
Iowa State	0	1	0		at Oklahoma	4	9	2	
at Kansas	4	5	1		Baylor	9	5	0	
Baylor	8	4	1		Iowa State	7	6	0	
at Texas	5	6	1		at Texas Tech	4	6	1	
at Texas Tech	4	4	0		at Texas	10	10	0	
Oklahoma	2	4	0		Oklahoma	7	13	1	
Kansas	0	0	0		at Baylor	3	9	2	
at West Virginia	2	2	1		Texas Tech	10	6	2	
at TCU	2	1	0		at TCU	6	11	1	
Texas	1	4	0		Kansas	8	4	0	
at Iowa State	2	2	1		Kansas State	4	6	0	
Kansas State	0	1	0		at Iowa State	6	9	0	
vs Baylor	2	0	1		vs Texas Tech	2	1	0	
vs Kansas State	2	6	0		vs Kansas	6	6	0	
Oregon	4	6	0		vs. Gonzaga	8	8	0	

Murphy Season / Career Highs

Points

Season: 5, vs. Butler, 11/22/15

Career: 13 at Virginia Tech, 12/1/12

Rebounds

Season: 6, vs. Northeastern, 11/28/15

Career: 13 vs. Oklahoma, 2/15/14

Assists

Season: 1, vs. Utah, 11/21/15

Career: 3 (2x) last vs. Robert Morris, 12/30/13

Steals

Season: 1, vs. Utah, 11/21/15

Career: 3 vs. Texas, 1/8/14

Blocked Shots

Season: 1, vs. Northeastern, 11/28/15

Career: 4 (3x) last vs. Texas, 1/8/14

Field Goals

Season: 2, vs. Butler, 11/22/15

Career: 6 at Virginia Tech, 12/1/12

Field Goal Attempts

Season: 4, vs. Utah, 11/21/15

Career: 11 vs. Gonzaga, 3/21/14

Free Throws

Season: 1, vs. Butler, 11/22/15

Career: 4 (2x) last vs. Kansas State, 3/3/14

Free Throw Attempts

Season: 2, vs. Butler, 11/22/15

Career: 6 vs. Texas Tech, 1/19/13

3-Point Field Goals

Season: --

Career: 1 (2x) last vs. Central Ark., 12/16/12

3-Point Field Goal Attempts

Season: --

Career: 1 (4x) last vs. Central Ark., 12/16/12

Foul Disqualifications

Season: --

Career: 12 total

Minutes

Season: 17 (2x) last vs. Northeastern, 11/28/15

Career: 41, at Iowa State, 3/8/14

MURPHY CAREER STATISTICS

OSU	GP			Min.	Avg.	FG	FGA	Pct.	3-Point			FT	FTA	Pct.	Rebounds			PF	FO	Ast.	TO	Blk	Stl	Scoring	
	GP	GS	Min.						FG	FGA	Pct.	FT	FTA	Pct.	Off.	Def.	Tot.	Avg.						Pts.	Avg.
2012-13	33	15	596	18.1	53	115	.461	2	4	.500	18	35	.514	52	78	130	3.9	73	2	21	35	20	8	126	3.8
2013-14	33	21	855	25.9	82	153	.536	0	0	.000	36	63	.571	63	144	207	6.3	113	10	23	38	41	17	200	6.1
Totals	66	36	1451	22.0	135	268	.504	2	4	.500	54	98	.551	115	222	337	5.1	186	12	44	73	61	25	326	4.9

Miami	GP			Min.	Avg.	FG	FGA	Pct.	3-Point			FT	FTA	Pct.	Rebounds			PF	FO	Ast.	TO	Blk	Stl	Scoring	
	GP	GS	Min.						FG	FGA	Pct.	FT	FTA	Pct.	Off.	Def.	Tot.	Avg.						Pts.	Avg.
2015-16	3	0	46	15.3	4	9	.444	0	0	.000	1	2	.500	3	8	11	3.7	9	0	1	2	1	1	9	3.0

MURPHY 2015-16		Date	GS	Min	TOTAL			3-PTS			FREE THROWS			REBOUNDS			PF	FO	A	TO	Blk	Stl	Pts	Avg
Opponent					FG	FGA	Pct	3FG	FGA	Pct	FT	FTA	Pct	Off	Def	Tot								
vs Utah		11-20-15	17	1	4	.250	0	0	.000	0	0	.000	1	0	1	1.0	2	0	1	0	0	1	2	2.0
vs Butler		11-22-15	12	2	3	.667	0	0	.000	1	2	.500	1	3	4	2.5	4	0	0	0	0	0	5	3.5
NORTHEASTERN		11-27-15	17	1	2	.500	0	0	.000	0	0	.000	0	2	6	3.7	3	0	0	2	1	0	2	3.0



JA'QUAN NEWTON

Sophomore | Guard | 6-2 | 180

Philadelphia, Pa. | Neumann-Goretti HS

0

Newton Season / Career Highs

Points

Season: 17, vs. Butler, 11/22/15
Career: 17, vs. Butler, 11/22/15
ACC: 16, at Notre Dame, 1/17/15

Rebounds

Season: 2 (3x) last vs. Northeastern, 11/28/15
Career: 5 (2x), last vs. Stanford, 4/2/15
ACC: 4, at Virginia Tech, 3/7/15

Assists

Season: 5 (2x) last vs. Mississippi State, 11/19
Career: 5 (3x) last vs. Mississippi State, 11/19
ACC: 5, at Notre Dame, 1/17/15

Steals

Season: 2 (2x) last vs. Butler, 11/22/15
Career: 2, vs. Mississippi State, 11/19
ACC: 1 (2x) last vs. North Carolina, 2/28/15

Blocked Shots

Season: 1, vs. Butler, 11/22/15
Career: 1 (5x) last vs. Butler, 11/22/15
ACC: 1, at Notre Dame, 1/17/15

Field Goals

Season: 5 (4x) last vs. Northeastern, 11/28/15
Career: 6, at Notre Dame, 1/17/15
ACC: 6, at Notre Dame, 1/17/15

Field Goal Attempts

Season: 12, vs. Butler, 11/22/15
Career: 12, vs. Stanford, 4/2/15
ACC: 9, at Notre Dame, 1/17/15

Free Throws

Season: 7, vs. Butler, 11/22/15
Career: 6, vs. Howard, 11/14/14
ACC: 4 (2x) last at Virginia Tech, 3/7/15

Free Throw Attempts

Season: 8 (2x) last vs. Butler, 11/22/15
Career: 8, vs. Mississippi State, 11/19
ACC: 6, at Notre Dame, 1/17/15

3-Point Field Goals

Season: 1, vs. Northeastern, 11/28/15
Career: 2, vs. Stanford, 4/2/15
ACC: 1 (2x) last at Wake Forest, 2/11/15

3-Point Field Goal Attempts

Season: 2, vs. Mississippi State, 11/19
Career: 2 (4x) last vs. Mississippi State, 11/19
ACC: 2 (2x) last vs. Louisville, 2/3/15

Minutes

Season: 24, vs. Mississippi State, 11/19
Career: 33, at Pittsburgh, 3/4/15
ACC: 33, at Pittsburgh, 3/4/15

2014-15			
Opposition	P	R	A
Howard	8	0	0
at Florida	5	1	3
vs Drexel	7	1	3
vs Akron	4	0	1
vs Charlotte	3	3	3
at Charlotte	0	0	0
South Alabama	5	1	0
Illinois	0	2	1
Green Bay	0	0	0
Savannah State	2	0	0
Eastern Kentucky	2	2	3
vs Providence	3	0	1
Charleston	6	0	0
Virginia	0	1	1
at Duke	4	2	3
at Notre Dame	16	2	5
NC State	0	0	1
at Syracuse	3	0	0
Georgia Tech	3	0	0
at Florida State	2	0	1
Louisville	3	1	1
Clemson	1	1	1
at Wake Forest	5	0	2
at Boston College	0	0	0
Virginia Tech	0	0	1
North Carolina	10	1	4
at Pittsburgh	4	3	1
at Virginia Tech	8	4	3
vs Virginia Tech	0	3	0
vs Notre Dame	0	0	0
Alabama	1	1	2
at Richmond	11	5	2
vs Temple	9	4	2
vs Stanford	10	5	2

"One of the things about Ja'Quan, is that he played in a very competitive league in high school and is versatile, so he can play with a lot of different types of guys. He knows how to score." -- Coach L

- Competitor with a real feel for the game. Fearless and relentless. Passionate and energetic.
- Knack for getting in the lane off the dribble, then makes good decisions in the lane: floater, pass, dribble.
- Improved defensively and can play multiple positions, on and off of the ball.
- Getting stronger daily.
- Tremendous ability to finish 8-feet and in. Working to become a better 3-point shooter.
- Ranked No. 58 in ESPN's Top 100.
- Ranked No. 1 in the state and is the 12th-best PG in the country by ESPN.
- Scored 1,972 career points in high school.
- Leading scorer in both the history of the Catholic School League in Philadelphia and in Neumann-Goretti history. Owns three PIAA state titles.
- Mother passed away March 2014 after three-year battle with breast cancer, one day prior to state championship game in which Newton scored 33 points.
- Played on Cherashore Playground basketball court at 10th and Olney in Philadelphia. Played in the Chosen League.
- Father, Joe Newton, was NABC Division II national player of the year out of the University of Central Oklahoma.
- Favorites: Food: Fried chicken. Movie: Friday. Pro athlete: LeBron James. Subject in school: Math. Ice cream flavor: Vanilla. Cartoon: Tom and Jerry. Player when I was a kid: Allen Iverson.
- Why UM: Style of play and city of Miami. Ideal job after hoops: Coach.

As a Freshman (2014-15): Started three games, playing in 34, as a true freshman ... Averaged 4.0 points, 1.4 assists, 1.3 rebounds, 0.2 steals in 13.5 minutes per game ... Totaled 135 points, 47 assists, 43 rebounds, 8 steals in 459 minutes ... Hit 40.5 percent (45-111) from the field, 40.0 percent (4-10) from three and 64.1 percent (41-64) at the line ... Led the team in assists once and tied for lead three times ... Tied for team lead in steals three times, blocks once and rebounds once ... Scored in double digits four times ... Dished at least three assists eight times ... Grabbed 14 rebounds in last three games after just 29 boards the first 31 outings ... Season highs: 16 points at Notre Dame, 1/17; 5 rebounds twice, last vs. Stanford, 4/2; 5 assists at Notre Dame, 1/17; 1 steal eight times, last vs. Virginia Tech, 3/11; 1 blocked shot four times, last vs. Stanford, 4/2; 33 minutes at Pittsburgh, 3/4 ... Started two ACC games ... Played 15 league games ... In ACC play averaged 3.9 points, 1.6 assists, 1.0 rebounds in 13.5 minutes per game ... Totaled 59 points, 24 assists, 15 rebounds in 202 minutes ... Hit 42.3 percent (22-52) from the field, 28.6 percent (2-7) from three and 56.5 percent (13-23) at the line ... In two ACC Tournament games, played only nine minutes ... In four NIT games, averaged 7.8 points, 3.8 rebounds, 2.0 assists in 22.3 minutes ... Missed game vs. NC Central due to injury ... Hit 35.5 percent (11-31) from the field, 1.000 percent (2-2) from three and 70.0 percent (7-10) at the line ... Against Stanford in NIT championship game, knocked down two of four total 3-pointers for season.

High School: Ranked No. 58 in ESPN's Top 100 ... Ranked No. 1 in the state and is the 12th-best PG in the country by ESPN ... Catholic League MVP ... All-Catholic League First Team ... Led team with 21.7 points per game ... Scored 1,972 career points in high school ... Guided the Saints to 22-4 record and sixth-straight Catholic League Championship ... Scored 15 of his 23 points in second half to seal the victory ... Started four-straight years in Catholic League Championship game ... Leading scorer in both the history of the Catholic School League in Philadelphia and in Neumann-Goretti history ... Secured a double-double with 14 points and 10 rebounds in first round of the Pennsylvania Interscholastic Athletic Association playoffs ... Scored 33 points and go-ahead bucket in overtime to win PIAA Class AAA Championship ... Consensus Top 60 player ... Averaged 18.0 points as a junior.

Personal: Born Ja'Quan Naasir Newton on August 23, 1995 in Philadelphia ... Son of the late Lisa Brown, and Joe Newton, the NABC Division II national player of the year out of the University of Central Oklahoma ... Brother to Cary Rudd and Miing Newton ... Mother passed away March 2014 after three-year battle with breast cancer, one day prior to state championship game in which Newton scored 33 points ... NBPA Top 100 Camp ... LeBron James Skills Academy ... Played AAU ball for Team Final, the same squad as Miami teammate Davon Reed ... Also recruited by UCLA, Texas A&M and Minnesota ... Undeclared arts and sciences major.

NEWTON CAREER STATISTICS

Season	GP			Min.	Avg.			3-Point			Free Throws			Rebounds			Scoring		
	GP	GS	Min.		FG	FGA	Pct.	FG	FGA	Pct.	FT	FTA	Pct.	Off.	Def.	Tot.	Avg.	PF	FO
2014-15	34	3	459	13.5	45	111	.405	4	10	.400	41	64	.641	8	35	43	1.3	34	0
2015-16	6	0	127	21.2	24	49	.490	1	5	.200	23	32	.719	1	7	8	1.3	9	0
TOTAL	40	3	586	14.7	69	160	.431	5	15	.333	64	96	.667	9	42	51	1.3	43	0

NEWTON 2015-16

Opponent	Date	GS	Min	FG	FGA	Pct	3FG	FGA	Pct	FT	FTA	Pct	Off	Def	Tot	Avg	PF	FO	A	TO	Blk	Stl	Pts	Avg
UTRGV	11-13-15	23	3	6	.500	0	1	.000	5	7	.714	0	2	2	2.0	0	0	1	3	0	1	11	11.0	
LOUISIANA	11-16-15	15	5	6	.833	0	0	.000	1	2	.500	0	0	0	1.0	1	0	5	2	0	0	11	11.0	
vs Mississippi State	11-19-15	24	5	10	.500	0	2	.000	5	8	.625	0	2	2	1.3	2	0	5	2	0	2	15	12.3	
vs Utah	11-20-15	22	1	8	.125	0	0	.000	3	4	.750	0	1	1	1.3	1	0	1	1	0	1	5	10.5	
vs Butler	11-22-15	23	5	12	.417	0	1	.000	7	8	.875	0	1	1	1.2	1	0	3	1	1	2	17	11.8	
NORTHEASTERN	11-27-15	20	5	7	.714	1	1	1.000	2	3	.667	1	1	2	1.3	4	0	1	2	0	1	13	12.0	



JAMES PALMER

Sophomore | Guard | 6-5 | 202

Washington, D.C. | St. John's College HS

12

Palmer Season / Career Highs

Points

Season: 14, vs. Mississippi State, 11/19
Career: 17, at Virginia Tech, 3/7/15
ACC: 17, at Virginia Tech, 3/7/15

Rebounds

Season: 6, vs. UTRGV, 11/13/15
Career: 6, vs. UTRGV, 11/13/15
ACC: 4, at Virginia Tech, 3/7/15

Assists

Season: 3, vs. UTRGV, 11/13/15
Career: 3 (4x) last vs. UTRGV, 11/13/15
ACC: 3, vs. Virginia Tech, 2/18/15

Steals

Season: --
Career: 1 (5x) last vs. Stanford, 4/2/15
ACC: 1, at Boston College, 2/16/15

Blocked Shots

Season: --
Career: 1 (9x) last vs. Temple, 3/31/15
ACC: 1 (2x) last at Louisville, 2/21/15

Field Goals

Season: 6, vs. Mississippi State, 11/19
Career: 5 (2x) last at Virginia Tech, 3/7/15
ACC: 5, at Virginia Tech, 3/7/15

Field Goal Attempts

Season: 9, vs. Mississippi State, 11/19
Career: 10, at Virginia Tech, 3/7/15
ACC: 10, at Virginia Tech, 3/7/15

Free Throws

Season: 3, vs. UTRGV, 11/13/15
Career: 3 (2x) last vs. UTRGV, 11/13/15
ACC: 3, at Notre Dame, 1/17/15

Free Throw Attempts

Season: 4, vs. UTRGV, 11/13/15
Career: 4 (2x) last vs. UTRGV, 11/13/15
ACC: 4, at Notre Dame, 1/17/15

3-Point Field Goals

Season: 2 (3x) last vs. Mississippi State, 11/19
Career: 5, at Virginia Tech, 3/7/15
ACC: 5, at Virginia Tech, 3/7/15

3-Point Field Goal Attempts

Season: 4, vs. UTRGV, 11/13/15
Career: 5 (3x) last at Virginia Tech, 3/7/15
ACC: 5 (2x) last at Virginia Tech, 3/7/15

Minutes

Season: 23, vs. UTRGV, 11/13/15
Career: 27 (2x) last at Virginia Tech, 3/7/15
ACC: 27, at Virginia Tech, 3/7/15

2014-15			
Opposition	P	R	A
Howard	6	2	2
at Florida	10	0	0
vs Drexel	6	0	0
vs Akron	8	3	0
vs Charlotte	12	2	1
at Charlotte	3	2	0
South Alabama	6	4	3
Illinois	0	0	0
Green Bay	0	0	2
Savannah State	2	1	0
Eastern Kentucky	0	1	0
vs Providence	0	0	2
Charleston	5	2	3
Virginia	0	0	1
Boston College	0	0	0
at Duke	2	2	0
at Notre Dame	11	1	0
NC State	7	0	0
at Syracuse	2	1	1
Georgia Tech	6	2	0
at Florida State	0	1	0
Louisville	3	1	0
Clemson	2	3	0
at Wake Forest	6	3	1
at Boston College	2	3	0
Virginia Tech	8	3	3
at Louisville	0	0	0
Florida State	0	0	0
North Carolina	0	0	0
at Pittsburgh	0	0	0
at Virginia Tech	17	4	1
vs Virginia Tech	2	3	1
vs Notre Dame	2	2	1
NC Central	0	2	1
Alabama	2	0	2
at Richmond	2	1	0
vs Temple	4	4	0
vs Stanford	6	1	0

"During the course of his career he could be one of our best players. James has size, he has skill, can pass, dribble, shoot, can shoot threes. He's very good. As he matures he's going to be a terrific player." — Coach L

- Intelligent with a high basketball IQ after playing at a high level in high school and AAU due to good coaching.
- Good body size and is maturing physically and growing into his long limbs.
- Can play positions 1-4.
- Makes tough left- and right-handed layups.
- Good pull-up jumper and can make 3-pointers.
- Enjoys life and has a good sense of humor.
- In Spain in August 2014, shot team best 68 percent from the floor and hit 57 percent (8-15) from distance en route to 11.5 ppg.
- Ranked No. 1 player in the D.C. region, by ESPN.
- Played AAU ball for Team Takeover.

- Favorites: Food: Shrimp. Movie: Next Friday. TV Show: Martin. Pro athlete: Jamal Crawford. Pro Sports Team: Cowboys.
- Midnight snack: Honey Bun, fruit snacks. Class at UM: Acting. Ice cream: Cookies and cream.
- Best advice received: Stay humble, stay hungry. Why UM: Great coaches, playing style and weather. Started playing basketball: Age 7.

As a Freshman (2014-15): Miami Record Book Listings: Season - Among freshmen only: No. 3: Freshman, 3-point FG percentage, season (.365) ... Game: No. 1: 3-point FG percentage, game (1.000); Game - ACC games only: No. 1: ACC, 3-point FG made, game (5); Game - Among freshmen only: No. 1: Freshman 3-point FG percentage, game (1.000); No. 2: Freshman 3-point FG made, game (5). **Season:** Started five of 38 games played ... One of only three Canes to play all 38 games ... Averaged 3.7 points, 1.4 rebounds in 13.3 minutes per game ... Totaled 142 points, 54 rebounds in 504 minutes ... Hit 41.3 percent (52-126) from the field, 36.5 percent (23-63) from three and 65.2 percent (15-23) at the line ... Knocked down 5-of-5 from 3-point range at Virginia Tech on his way to season-high 17 points ... Scored in double digits four times ... Hit multiple 3-pointers nine times, including the first five games ... Notched 3-pointer in 11 outings ... Season highs: 17 points at Virginia Tech, 3/7; 4 rebounds three times, last vs. Temple, 3/31 ... Three assists three times, last vs. Virginia Tech, 2/18 ... 1 steal five times, last vs. Temple, 3/31; 1 blocked shot nine times, last vs. Temple, 3/31; 27 minutes twice, last at Virginia Tech, 3/7/15 ... Started three of 18 ACC games ... In ACC play averaged 3.7 points, 1.3 rebounds in 11.2 minutes ... Totaled 66 points, 24 rebounds in 201 minutes ... Connected on 38.6 percent (22-57) from the field, 36.7 percent (11-30) from three and 78.6 percent (11-14) at the line ... In two ACC Tournament games, averaged 2.0 points, 2.5 rebounds and 1.0 assists in 15.5 minutes ... Shot 40.0 FG percent (2-5) ... In five NIT games averaged 2.8 points, 1.6 rebounds in 10.4 minutes ... Hit 38.5 percent (5-13) from the field.

High School: Ranked No. 1 player in the D.C. region, by ESPN ... Senior year averaged team-high 15.7 points per game ... Played in D.C. State Athletic Association semifinal ... Led Cadets to 27-4 record ... Helped squad to a 20-win season by averaging 12 points, five rebounds and two assists as a junior ... First team all-conference ... Team captain ... Coached by Sean McAloon at St. John's College HS.

Personal: Born James Alfred Palmer, Jr., on July 31, 1996 in Washington, D.C. ... Son of Diane McFadden and the late James Palmer, Sr. ... Brother to Tijree and Tijisha ... Played AAU ball for Team Takeover ... Also recruited by Memphis, Wake Forest, Rutgers, Cincinnati and Maryland ... Undeclared arts and sciences major.

PALMER CAREER STATISTICS

Season	GP			GS			Min.			Avg.			FG			FGA			Pct.			3-Point			Pct.			Free Throws			Pct.			Rebounds			PF			FO			Ast.			TO			Blk			Stl			Scoring																																																																																																																																																																																																																																																																																																																																																																																																																																																																																																																																																																																																																																																																																																																																																																																																																																																																																																																																																																																																																																																																																																																																																																																																																																																																																																																																																												

PALMER 2015-16

PACEMEN 2015-16		TOTAL										3-PTS			FREE THROWS			REBOUNDS												
Opponent	Date	GS	Min	FG	FGA	Pct	3FG	FGA	Pct	FT	FTA	Pct	Off	Def	Tot	Avg	PF	FO	A	TO	Blk	Stl	Pts	Avg						
UTRGV	11-13-15	23	3	7	.429	2	4	.500	3	4	.750	1	5	6	6.0	0	0	3	0	0	0	0	11	11.0						
LOUISIANA	11-16-15	11	0	2	.000	0	0	.000	0	0	.000	1	1	2	4.0	1	0	0	0	0	0	0	5.5							
vs Mississippi State	11-19-15	21	6	9	.667	2	3	.667	0	2	.000	0	2	2	3.3	0	0	1	0	0	0	14	8.3							
vs Utah	11-20-15	15	2	2	1.000	2	2	1.000	0	0	.000	0	1	1	2.8	1	0	2	1	0	0	6	7.8							
vs Butler	11-22-15	11	1	2	.500	0	1	.000	0	0	.000	0	1	1	2.4	2	0	1	0	0	0	2	6.6							
NORTHEASTERN	11-27-15	9	1	5	.200	0	1	.000	0	0	.000	0	0	0	2.0	0	0	1	0	0	0	2	5.8							



DAVON REED

Junior | Guard | 6-6 | 210

Ewing, N.J. | Princeton Day School

5

Reed Season / Career Highs

Points

Season: 19 (2x) last vs. Northeastern, 11/28/15
Career: 19 (6x) last vs. Northeastern, 11/28/15
ACC: 19 (4x) last vs. Louisiana, 11/16/15

Rebounds

Season: 7, vs. Northeastern, 11/28/15
Career: 12, at Richmond, 3/24/15
ACC: 8, vs. Florida State, 2/25/15

Assists

Season: 4, vs. Northeastern, 11/28/15
Career: 7, vs. Loyola, 12/30/13
ACC: 5, vs. Virginia Tech, 2/18/15

Steals

Season: 1 (4x) last vs. Northeastern, 11/28/15
Career: 5, at Wake Forest, 2/11/15
ACC: 5, at Wake Forest, 2/11/15

Blocked Shots

Season: 1 (2x) last vs. Northeastern, 11/28/15
Career: 3, vs. Temple, 3/31/15
ACC: 2, at Virginia Tech, 3/7/15

Field Goals

Season: 7, vs. Northeastern, 11/28/15
Career: 7 (4x) last vs. Northeastern, 11/28/15
ACC: 7 (2x) last at Pittsburgh, 3/4/15

Field Goal Attempts

Season: 11, vs. UTRGV, 11/13/15
Career: 13, at Wake Forest, 2/11/15
ACC: 13, at Wake Forest, 2/11/15

Free Throws

Season: 6, vs. UTRGV, 11/13/15
Career: 9, vs. Alabama, 3/21/15
ACC: 6, vs. Florida State, 2/25/15

Free Throw Attempts

Season: 9, vs. UTRGV, 11/13/15
Career: 14, vs. Alabama, 3/21/15
ACC: 6 (2x) last vs. Florida State, 2/25/15

3-Point Field Goals

Season: 4, vs. Louisiana, 11/16/15
Career: 5 (2x) last vs. Louisville, 2/3/15
ACC: 5, vs. Louisville, 2/3/15

3-Point Field Goal Attempts

Season: 5 (2x) last vs. Northeastern, 11/28/15
Career: 8, vs. Arizona State, 12/1/13
ACC: 8, at Wake Forest, 2/11/15

Minutes

Season: 34, vs. Northeastern, 11/28/15
Career: 45, at Boston College, 2/16/15
ACC: 45, at Boston College, 2/16/15

NIT All-Tournament Team, 2015

All-ACC Academic Men's Basketball Team, 2015

- Focused. Structured. Determined. Competitive. True student of the game. Will do whatever it takes to win.
- A 3 guard who played out of position at the point his freshman season for Miami.
- Can guard multiple positions, has long arms and a fierce tenacity.
- Mostly a catch-and-shoot guy. Working on game off the bounce.
- Improved both his ability to attack the basket and his layup-making skills.
- Good student. Professional approach to life and everything he does. Mature for his age.
- Missed only eight games as a sophomore after quickly rehabbing knee injury that could have sidelined him for season.
- Improved bench 175 to 250 pounds in four months as a freshman.
- Four-star swingman listed as a Top 100 player (No. 97) by Rivals.com and No. 78 in the Class of 2013 by ESPN
- Third-best talent in New Jersey and 18th best nationally at the shooting guard position, according to ESPN.com.
- Kevin Durant Skills Academy. McDonald's All-American candidate.
- 2,000 point scorer. Averaged 24 points and 10 rebounds as a senior.
- Youth Role Model Award from Join-Effort Princeton for both dedication to his community and excellence in his personal life.

- Favorites: Food: Chicken marsala. Movie: I am Legend. Book: Great Gatsby. Pro athlete: LeBron James. Quote: Dreams don't work unless you do. Subject in school: Science. Class at UM: Marketing & professional selling. Ice cream flavor: Chocolate chip cookie dough. Cereal: Captain Crunch with crunch berries. TV Show: Game of Thrones. Musical Artist: J. Cole.
- Best advice received: Do what makes you happy. Why UM: ACC basketball, Coach L and sunny south Florida. Started playing basketball: Age 5.

As a Sophomore (2014-15): Miami Record Book Listings: Season: No. 5: 3-point FG percentage, season (.457); Season - ACC games only: No. 1: ACC, 3-point FG percentage, season (.527); No. 4: ACC, field goal percentage, season (.548); No. 4: ACC, 3-point FG percentage, game (.833); Game - ACC games only: No. 2: ACC, steals, game (5). **Season:** Started 21-straight games after missing the first eight with injury then coming off the bench his first eight outings ... Improved from 2.4 ppg and 2.4 rpg in five non-conference games to 9.2 ppg and 3.6 rpg in ACC play ... Improved shooting from 27.3 FG percent and 16.7 3FG percent in non-conference games to 54.8 FG percent and 52.7 3FG percent in ACC action ... Averaged 8.2 points, 4.0 rebounds, 1.9 assists and 0.9 steals in 27.5 minutes per game ... Totaled 247 points, 121 rebounds, 57 assists, 27 steals in 824 minutes ... Hit 47.0 percent (77-164) from the field, 45.7 percent (37-81) from three and 72.7 percent (56-77) at the line ... One double-double, at Richmond ... Led team in scoring twice ... Led team in rebounds twice and tied for lead twice ... Scored in double digits 12 times ... Hit multiple 3-pointers in 11 games ... Notched 3-pointer in 19 games, including nine-straight outings Jan. 17-Feb. 16 ... Dished out assist in last 14 games ... Three-or-more boards in last 11 games ... 19 assists (3.8apg) in last five games after 38 (1.5 apg) in the first 25 games ... Season highs: 19 points three times, last at Pittsburgh, 3/4; 12 rebounds at Richmond 3/24; 6 assists vs. NC Central 3/17; 5 steals at Wake Forest 2/11; 3 blocks vs. Temple 3/31; 45 minutes at Boston College 2/16 ... Started 14 of 18 ACC games played ... In ACC play, averaged 9.2 points, 3.6 rebounds, 1.6 assists, 1.0 steals in 28.7 minutes per game ... Totaled 165 points, 64 rebounds, 29 assists, 18 steals in 517 minutes ... In ACC play averaged 54.8 percent (57-104) from the field, 52.7 percent (29-55) from three and 73.3 percent (22-30) at the line ... In two ACC Tournament games, averaged 8.0 points, 5.0 rebounds, 1.0 assists, 1.0 steals in 33.0 minutes ... Shot 31.3 percent (5-16) from the field, 50.0 percent (3-6) from three and 60.0 percent (3-5) at the line ... In five NIT games averaged 10.8 points, 7.0 rebounds, 3.8 assists, 1.0 blocks in 34.6 minutes ... Second team in scoring in NIT outings ... Made 36.4 percent (12-33) from the field, 28.6 percent (4-14) from three and 70.3 percent (26-37) at the line ... Fall 2014 - Athletic Director's Honor Roll (3.2+ GPA), Book Buster (3.0+ GPA) ... Spring 2015- Athletic Director's Honor Roll (3.2+ GPA), Book Buster (3.0+ GPA).

As a Freshman (2013-14): Started 10 of 33 games ... Averaged 6.6 points, 1.7 rebounds, 1.2 assists in 20.7 minutes ... Totaled 217 points, 55 rebounds, 38 assists and 683 minutes ... Hit 34.3 percent (71-207) of shots from field, 35.7 percent (40-112) from three and 66.0 percent (35-53) at free throw line ... Started four of 18 ACC games ... In ACC play averaged 4.8 points and 1.5 rebounds in 15.9 minutes ... Totaled 86 points, 27 rebounds and 287 minutes ... Connected on 30.1 percent (28-93) from field, 30.4 percent (14-46) from three and 69.6 percent (16-23) at free throw line ... In two ACC Tournament games, averaged 11.5 points off bench ... Shot 50 percent (5-11) from field, 45.5 percent (5-11) from three and 100.0 percent (2-2) at free throw line ... Led team in scoring two games ... Scored in double digits seven games ... Hit multiple 3-pointers in seven games ... Notched 3-pointer in 13-straight games from 11/11 to 1/4 ... Season highs: 19 points vs. Arizona State, 12/1; 5 rebounds, twice, last vs. Virginia Tech, 12/8; 7 assists vs. Loyola, 12/30; 5 3-pointers vs. Arizona State, 12/1; 36 minutes, twice, last vs. Arizona State, 12/1 ... Book Buster (3.0 spring semester GPA) ... Athletic Director's Honor Roll (3.2 spring semester GPA) ... Dean's List (3.5 spring semester GPA).

High School: Four-star swingman listed as a Top 100 player (No. 97) by Rivals.com and No. 78 in the Class of 2013 by ESPN ... Third-best talent in New Jersey and 18th best nationally at the shooting guard position, according to ESPN.com ... Rivals ranked him as 24th among shooting guards ... Kevin Durant Skills Academy ... 2,000 point scorer ... Averaged 24 points and 10 rebounds as a senior ... McDonald's All-American candidate ... Prep B Player of the Year in New Jersey ... All-area player of the year twice ... Averaged 27 points and nine rebounds per game for Princeton Day School junior season ... Coached by Paris McClean ... Youth Role Model Award from Join-Effort Princeton for both dedication to his community and excellence in personal life.

Personal: Name is pronounced Day-von ... Born Davon Malcolm Reed on June 11, 1995 ... Son of David and Rose Reed ... Brother to Miles ... Majoring in sports administration ... Played AAU ball with Team Final ... Chose Miami over offers from Wake Forest, Cincinnati, Xavier and Memphis ... Student-Athlete Advisory Committee representative at UM ... Book Buster (3.0 spring semester GPA) ... Athletic Director's Honor Roll (3.2 spring semester GPA) ... Dean's List (3.5 spring semester GPA) ... ACC Honor Roll.

REED CAREER STATISTICS

Season	GP	GS	Min.	Avg.	FG	FGA	Pct.	3-Point	Free Throws	Rebounds	PF	FO	Ast.	TO	Blk	Stl	Scoring
								FG	FTA	Def.							Pts.
2013-14	33	10	683	20.7	71	207	.343	40	112	55	1.7	55	0	38	44	4	217
2014-15	30	21	824	27.5	77	164	.470	37	81	121	4.0	68	1	57	32	13	247
2015-16	6	6	161	26.8	21	40	.525	8	17	26	4.3	18	0	10	9	2	73
TOTAL	69	37	1668	24.2	169	411	.411	85	210	202	2.9	141	1	105	85	19	537

REED 2015-16

Opponent	Date	GS	Min	TOTAL	3-PTS	FREE THROWS	REBOUNDS	PF	FO	A	TO	Blk	Stl	Pts	Avg
				FG	FGA	Pct	3FG	FGA	Pct	Off	Def	Tot			
UTRGV	11-13-15	*	24	4	11	.364	0	4	.000	6	9	15	3	0	14.0
LOUISIANA	11-16-15	*	32	6	8	.750	4	5	.800	3	4	7	3	0	16.5
vs Mississippi State	11-19-15	*	18	1	2	.500	1	1	1.000	5	5	10	0	3	13.7
vs Utah	11-20-15	*	23	2	6	.333	0	1	.000	2	4	6	4	3.5	11.8
vs Butler	11-22-15	*	30	1	3	.333	1	1	1.000	4	4	8	3	3.8	10.8
NORTHEASTERN	11-27-15	*	34	7	10	.700	2	5	.400	3	7	10	1	6	12.2



ANGEL RODRIGUEZ

Redshirt Senior | Guard | 5-11 | 185

Cupey, P.R. | Kansas State | Dr. Krop HS (Miami, Fla.)

13

Rodriguez Season / Career Highs

Points

Season: 19, vs. Butler, 11/22/15
Career: 25 (2x) last vs. Florida State, 2/25/15
ACC: 25 (2x) last vs. Florida State, 2/25/15

Rebounds

Season: 5, vs. Louisiana, 11/16/15
Career: 8, vs. Akron, 11/21/14
ACC: 4 (5x) last vs. Florida State, 2/25/15

Assists

Season: 7, vs. UTRGV, 11/13/15
Career: 10 (2x) last vs. TCU, 2013
ACC: 8, at Syracuse, 1/24/15

Steals

Season: 3 (2x) last vs. Butler, 11/22/15
Career: 5 (2x) last at Duke, 1/13/15
ACC: 5, at Duke, 1/13/15

Blocked Shots

Season: 1, vs. Louisiana, 11/16/15
Career: 2 (2x) last vs. Akron, 11/21/14
ACC: 1 (2x) last vs. NC State, 1/22/15

Field Goals

Season: 6, vs. Butler, 11/22/15
Career: 8 (3x) last vs. Florida State, 2/25/15
ACC: 8 (2x) last vs. Florida State, 2/25/15

Field Goal Attempts

Season: 11 (2x) last vs. Northeastern, 11/28/15
Career: 22, vs. Virginia, 01/03/15
ACC: 22, vs. Virginia, 01/03/15

Free Throws

Season: 8, vs. Louisiana, 11/16/15
Career: 10, vs. Virginia, 01/03/15
ACC: 10, vs. Virginia, 01/03/15

Free Throw Attempts

Season: 11, vs. Louisiana, 11/16/15
Career: 12 (2x) last vs. Florida State, 2/25/15
ACC: 12 (2x) last vs. Florida State, 2/25/15

3-Point Field Goals

Season: 3, vs. Butler, 11/22/15
Career: 5 (3x) last vs. Florida State, 11/17/14
ACC: 4, at Duke, 1/13/15

3-Point Field Goal Attempts

Season: 7, vs. UTRGV, 11/13/15
Career: 10, vs. TCU, 3/5/13
ACC: 9, at Syracuse, 1/24/15

Minutes

Season: 32 (2x) last vs. Northeastern, 11/28/15
Career: 44, vs. Virginia, 01/03/15
ACC: 44, vs. Virginia, 01/03/15

Puerto Rico Tip-Off Most Valuable Player, 2015

ACSMA All-ACC Team, H.M., 2015

Bob Cousy Collegiate PG of the Year Award Preseason Watch List, 2015

Oscar Robertson Trophy Preseason Watch List, 2015

ACC Player of the Week - Nov. 24, 2014

Gildan Charleston Classic Most Valuable Player, 2014

NABC District 8 Second Team

All-Big 12 Second Team

Big 12 All-Defensive Team

Phillips 66 All-Championship Team

Big 12 Co-Champions

Phillips 66 Co-Big 12 Player of the Week (Feb. 18)

- Floor general. Vocal and physical leader. High energy. Quick side-to-side.
- Ultra competitive. A bulldog. Very physical. Will use his strength on defense and to go to the rim.
- Wants ball in hands at end of game. Big shot maker.
- Defensive mindset. Takes pride in his D.
- Makes an array of layups, floaters and pull-up jumpers.
- Gets the best out of others. Creates for teammates, scores off the dribble.
- Transferred from Kansas State in fall of 2013, sitting out 2013-14 due to NCAA transfer rules.
- As a sophomore at K-State (2012-13): NABC District 8 second team. All-Big 12 Second Team. Big 12 All-Defensive Team. Phillips 66 All-Championship Team. Big 12 Co-Champions.
- Ranked third in Big 12 in assists, fourth in steals and fifth in assist-to-turnover ratio during his sophomore season in 2012-13.
- Born in San Juan, Puerto Rico. First language is Spanish. Left Puerto Rico at age 15 to come to U.S. to play basketball. Transferred to Miami to be closer to home so his mother can watch his games.
- Despite baseball being a pastime in Puerto Rico, never played because action was too slow.

"Coming to Miami was the best decision I ever made in my life. There are just so many positive things ever since I came here. I got healthy. I met the great staff that we have, from top to bottom. I'm close to my family. I see my friends. I have a life other than basketball. So my mind is not just stuck in basketball. I kind of get my time to relax. I'm from Puerto Rico, I get to go to the beach and kind of feel like I'm at home, too. And at the same time it motivates me to get to be close to my family because it's something I don't want to take for granted any more. I'm enjoying every single moment that I spend with them. It motivates me to do good, and make them proud, because finally they're going to see me at the games."

As a Redshirt Junior (2014-15): Career: Scored 1,022 career points, including 640 at Kansas State University. **Final 2015 NCAA rankings:** No. 58 steals per game; No. 63 total steals. **Among ACC players in all games:** No. 3 steals (1.8) ... Among ACC players in league games only: No. 6 assists (4.3), No. 7 steals (1.6), No. 8 free throw percentage (76.5). **Season:** Started 29 of 32 games played, missing six outings due to injury ... Averaged 11.9 points, 3.9 assists, 2.3 rebounds, 1.8 steals in 28.3 minutes per game ... Totaled 382 points, 126 assists, 75 rebounds, 59 steals in 906 minutes ... Hit 33.7 percent (110-326) from field, 30.4 percent (48-158) from field, 74.5 percent (114-153) at line ... Led team in scoring nine times and tied once ... Second on team in scoring in all games and ACC outings ... Scored in double digits 18 games ... Dished four-or-more assists 19 times, six-or-more six times ... Hit multiple 3-pointers 12 times, and four-or-more in four times ... Notched 3-pointer in 24 games, and first 10 outings ... Season highs: 25 points twice, last vs. Florida State, 2/25; 8 rebounds vs. Akron, 11/21; 9 assists vs. Akron, 11/21; 5 steals twice, last at Duke, 1/13; 2 blocked shots twice, last vs. Akron, 11/21; 44 minutes vs. Virginia, 1/3 ... Started 15 of 16 ACC games ... In ACC play averaged 11.3 points, 4.3 assists, 2.1 rebounds, 1.6 steals in 29.1 minutes per game ... Totaled 181 points, 69 assists, 33 rebounds, 25 steals in 465 minutes ... Connected on 30.4 percent (51-168) from field, 21.3 percent (17-80) from three and 76.5 percent (62-81) at line ... In two ACC Tournament games, averaged 10.0 points, 1.5 steals, 1.0 assists and 1.0 rebounds per game ... Shot 45.5 percent (5-11) from field ... In one NIT game averaged 4.0 points, 1.0 assists, 1.0 steals.

As a Junior (2013-14): Transferred from Kansas State ... Sat out season due to NCAA transfer rules.

High School: No. 4 prospect in state of Florida by FloridaHoops.com... A three-year letterman at Dr. Michael Krop High School in Miami, Fla. ... Averaged 23 points and six assists as a senior ... Named first team All-Class 6A by Florida Association of Basketball Coaches (FABC) ... All-Dade County team by *Miami Herald* ... Had steal and game-winning basket in a 57-55 win over Hialeah-Miami Lakes and future Kansas State teammate Adrian Diaz to capture District 13-6A title ... Posted 32 points against Carol City (2/10/11) in District 13-6A semifinals ... Helped Lightning to a 26-6 record and its first trip to Class 6A state final four as a junior in 2009-10 ... Averaged 20.9 points, seven assists and 3.9 rebounds as a junior... *Miami Herald's* 2009-10 Class 6A Player of the Year ... First team all-state... Second team All-Florida (all classifications) ... First team All-Class 6A by FloridaHoops.com as a junior ... Collected a team-high 23 points and eight rebounds in loss to Orlando Dr. Phillips in state semifinals ... Posted 39 points in Regional final win over Columbus ... Scored 38 points in a win over Arlington Country Day ... Led team in scoring and assists as a sophomore en route to guiding Lightning to district title ... First team All-Dade County by *Miami Herald* ... Injured knee during summer after senior year of high school ... Coached by Marcos "Shakey" Rodriguez.

Personal: Angel Daniel Rodriguez Tricoche was born Dec. 5, 1992, in San Juan, Puerto Rico ... Left Puerto Rico at age 15 to come to U.S. to play basketball ... Mother is Jacqueline Tricoche ... Has two younger brothers, Luis Rivera and Yaniel Rivera... Cousin, Javi Gonzalez, played four seasons (2007-11) at NC State ... Received scholarship offers from Louisville, Florida and N.C. State ... Will graduate in December 2015 with B.S. Ed. in sports administration ... Enjoys singing and watching reality TV.

RODRIGUEZ CAREER STATISTICS

K-State	GP	GS	Min.	Avg.	FG	FGA	Pct.	FG	FGA	Pct.	FT	FTA	Pct.	Off.	Def.	Tot.	Avg.	PF	FO	Ast.	TO	Blk	Stl	Pts.	Avg.
2011-12	32	7	694	21.7	80	222	.360	32	101	.317	73	106	.689	18	61	79	2.5	89	4	101	85	1	41	265	8.3
2012-13	33	33	930	28.2	115	319	.361	55	160	.344	90	109	.826	18	51	69	2.1	70	1	173	78	0	50	375	11.4
Totals	65	40	1,624	25.0	195	541	.360	87	261	.333	163	215	.758	36	112	148	2.3	159	5	274	163	1	91	640	9.8

Miami	GP	GS	Min.	Avg.	FG	FGA	Pct.	FG	FGA	Pct.	FT	FTA	Pct.	Off.	Def.	Tot.	Avg.	PF	FO	Ast.	TO	Blk	Stl	Pts.	Avg.
2014-15	32	29	906	28.3	110	326	.337	48	158	.304	114	153	.745	14	61	75	2.3	89	6	126	74	9	59	382	11.9
2015-16	6	6	173	28.8	24	56	.429	10	29	.345	18	23	.783	5	8	13	2.2	16	0	29	12	1	9	76	12.7
TOTAL	38	35	1079	28.4	134	382	.351	58	187	.310	132	176	.750	19	69	88	2.3	105	6	155	86	10	68	458	12.1

RODRIGUEZ 2015-16

Opponent	Date	GS	Min	FG	FGA	Pct	3FG	FGA	Pct	FT	FTA	Pct	Off	Def	Tot	Avg	PF	FO	A	TO	Blk	Stl	Pts	Avg
UTRGV	11-13-15	*	32	2	10	.200	1	7	.143	0	1	.000	1	1	2	2.0	1	0	7	0	0	2	5	5.0
LOUISIANA	11-16-15	*	31	4	11	.364	2	6	.333	8	11	.727	3	2	5	3.5	3	0	4	2	1	0	18	11.5
vs Mississippi State	11-19-15	*	24	4	6	.667	2	3	.667	1	2	.500	1	2	3	3.3	3	0	5	2	0	0	11	11.3
vs Utah	11-20-15	*	25	3	8	.375	1	3	.333	4	4	1.000	0	2	2	3.0	2	0	4	1	0	3	11	11.3
vs Butler	11-22-15	*	29	6	10	.600	3	6	.500	4	4	1.000	0	1	1	2.6	3	0	3	4	0	3	19	12.8
NORTHEASTERN	11-27-15	*	32	5	11	.455	1	4	.250	1	1	1.000	0	0	0	2.2	4	0	6	3	0	1	12	12.7



MIKE ROBINSON

Freshman | Guard | 5-10 | 170

20

New Britain, Conn. | New Britain HS

- Manager turned walk on.
- Good athlete who played basketball, football and was on track team in high school.
- Nicknames are Mike Rob and Springs.

• Favorites: Meal: Chicken, candied yams, mashed potatoes. Athlete: Kobe Bryant. Pro Team: Lakers. Midnight snack: Cinnamon Toast Crunch. Ice Cream: Strawberry.
Move: Love & Basketball. TV Show: Martin. Musical Artist: Styles P. Place on Campus: The BUC.


2015-16			
Opposition	P	R	A
UT RGV	3	1	0
Mississippi State	0	0	0
Utah	6	0	0

High School

Also played wide receiver on the football team and in track participated in the high jump, long jump, triple jump and 4x100 relay team ... Mascot was the Golden Hurricanes ... William F. Burns Memorial Award and Scholarship ... Harry L. Stromquist Memorial Scholarship ... 2014 Connecticut Association of Schools Scholar-Athlete ... Academic all-conference in basketball four seasons ... Two-year varsity basketball captain ... One-year football and track captain.

Personal

Born May 2, 1996 in New Britain, Conn. ... Son of Eugene and Veronica Robinson ... Brother to Eugene ... Majoring in finance ... Good quickness and a high motor ... Competes hard on both ends, pressures basketball, attacks defense with his dribble.



CHRIS STOWELL

Sophomore | Forward | 6-6 | 190

35

Exeter, N.H. | Tilton School (N.H.) | Exeter HS

- Last name is pronounced stole.
- Walk on from New Hampshire who played postgraduate year at Tilton School.
- Foote Fellow at UM - a program that is offered to a select number of incoming freshmen who have a record of curricular and co-curricular distinction in high school and exhibit an interest in and capacity for independent and self-motivated learning.
- Good athleticism and is improving his strength.
- Looking to expand his offensive game to shoot 3-pointers.
- Brother, Bill, played basketball at Plymouth State University.
- Speaks English, Spanish, some Italian, a little Russian, and is learning Chinese and Hebrew.

2014-15				2015-16			
Opposition	P	R	A	Opposition	P	R	A
Howard	0	0	1	UT RGV	0	0	1
Charleston	0	0	0	Mississippi State	0	0	0
Virginia Tech	0	0	0	Utah	0	0	0
at Virginia Tech	0	0	0				

• Favorites: Food: Tacos. Movie: Oceans 11. Book: Mind Gym by Gary Mack. Pro athlete: Alex Rodriguez. Quote: Winners never quit and quitters never win. Actor: Mark Harmon. Class at UM: Chinese 101. Ice cream: Peanut butter. Cuban dish: Dulce de leche and Cuban coffee. Pro Team: New York Yankees. Midnight Snack: Orange creamsicles. TV Show: Game of Thrones.
• Biggest fear: Clowns. Ideal profession: Entrepreneur. Why UM: Best combination of academics and athletics. Started playing basketball: Age 4.

As a Freshman (2014-15)

Played in four games as a true freshman ... One assist vs. Howard, in first collegiate game ... One shot attempt, vs. College of Charleston ... Totaled six minutes ... Spring 2015 - President's Honor Roll (4.0 GPA), Provost's Honor Roll (3.75+ GPA), Dean's List (3.5+ GPA), Athletic Director's Honor Roll (3.2+ GPA) and Book Buster (3.0+ GPA) ... Fall 2014 - Provost's Honor Roll (3.75+ GPA), Dean's List (3.5+ GPA), Athletic Director's Honor Roll (3.2+ GPA) and Book Buster (3.0+ GPA).

Tilton School

During post graduate year in 2013-14, won postseason coaches award ... Coached by Marcus O'Neil ... Honor roll.

Exeter High School

Helped Blue Hawks to state playoffs in both the 2011-12 and 2012-13 seasons ... Reached quarterfinals senior year ... In 2012-13 assisted team to championship game of the 50th Annual Queen City Invitational by scoring 10 points and going 6-for-6 from line in semi-final game ... Coached by Jeff Holmes at Exeter ... Twice earned scholar-athlete award ... Honor roll.

Personal

Born Christopher Michael Stowell on Dec. 29, 1994 in Exeter, N.H. ... Last name is pronounced stole ... Son of Bill and Maria ... Brother to Bill, Jr., who played basketball at Plymouth State University ... One of 560 students (out of 10,000 undergrads) to be named a Foote Fellow at UM - a program that is offered to select incoming freshmen who have a record of curricular and co-curricular distinction in high school and exhibit an interest in and capacity for independent and self-motivated learning ... Student-Athlete Advisory Committee representative at UM ... Majoring in entrepreneurship.

33



IVAN CRUZ UCEDA
Sr. | F | 6-10 | 217
Madrid, Spain
Harcum College (Pa.)

15



EBUKA IZUNDU
Fr. | C | 6-10 | 210
Charlotte, N.C. | Nigeria
Victory Christian

23



TONYE JEKIRI
Sr. | C | 7-0 | 248
Hialeah, Fla. | Nigeria
Champagnat Catholic

3



ANTHONY LAWRENCE, JR.
Fr. | G | 6-7 | 210
St. Petersburg, Fla.
Lakewood Senior

10



SHELDON McCLELLAN
Gr. | G | 6-5 | 200
Houston, Texas
Texas | Bellaire

1



RASHAD MUHAMMAD
Jr. | G | 6-6 | 160
Las Vegas, Nev.
San Jose State | Bishop Gorman

21



KAMARI MURPHY
RJr. | F | 6-8 | 220
Brooklyn, N.Y.
Oklahoma State | IMG | Lincoln

0



JA'QUAN NEWTON
So. | G | 6-2 | 180
Philadelphia, Pa.
Neumann-Goretti

12



JAMES PALMER
So. | G | 6-5 | 202
Washington, D.C.
St. John's College HS

5



DAVON REED
Jr. | G | 6-6 | 210
Ewing, N.J.
Princeton Day School

20



MIKE ROBINSON
Fr. | G | 5-10 | 170
New Britain, Conn.
New Britain

13




ANGEL RODRIGUEZ
RSr. | G | 5-11 | 185
San Juan, P.R.
Kansas State | Dr. Krop

35



CHRIS STOWELL
So. | F | 6-6 | 190
Exeter, N.H.
Tilton School | Exeter



JIM LARRAÑAGA
Head Coach



CHRIS CAPUTO
Assistant Coach



JAMAL BRUNT
Assistant Coach



ADAM FISHER
Assistant Coach



JAMES JOHNSON
Director of Operations

2015-16 Miami Men's Basketball
Miami Combined Team Statistics (as of Nov 27, 2015)
All games

RECORD:	OVERALL	HOME	AWAY	NEUTRAL
ALL GAMES	5-1	2-1	0-0	3-0
CONFERENCE	0-0	0-0	0-0	0-0
NON-CONFERENCE	5-1	2-1	0-0	3-0

#	Player	gp-gs	min	avg	Total		3-Point		F-Throw		Rebounds								a	to	blk	stl	pts	avg
					fg-fga	fg%	3fg-fga	3fg%	ft-fa	ft%	off	def	tot	avg	pf	dq								
10	Sheldon McClellan	6-6	185	30.8	37-59	.627	12-24	.500	19-20	.950	3	13	16	2.7	13	0	10	4	1	9	105	17.5		
13	Angel Rodriguez	6-6	173	28.8	24-56	.429	10-29	.345	18-23	.783	5	8	13	2.2	16	0	29	12	1	9	76	12.7		
05	Davon Reed	6-6	161	26.8	21-40	.525	8-17	.471	23-29	.793	3	23	26	4.3	18	0	10	9	2	4	73	12.2		
00	Ja'Quan Newton	6-0	127	21.2	24-49	.490	1-5	.200	23-32	.719	1	7	8	1.3	9	0	16	11	1	7	72	12.0		
23	Tonye Jekiri	6-6	172	28.7	23-40	.575	0-2	.000	13-17	.765	17	45	62	10.3	18	0	8	12	9	1	59	9.8		
33	Ivan CruzUceda	6-6	129	21.5	19-33	.576	13-24	.542	2-2	1.000	3	19	22	3.7	12	0	2	3	2	2	53	8.8		
12	James Palmer	6-0	90	15.0	13-27	.481	6-11	.545	3-6	.500	2	10	12	2.0	4	0	8	1	0	0	35	5.8		
03	Anthony Lawrence	6-0	84	14.0	9-22	.409	2-8	.250	10-14	.714	7	7	14	2.3	11	0	9	2	1	6	30	5.0		
15	Ebuka Izundu	4-0	22	5.5	4-6	.667	0-0	.000	7-11	.636	6	4	10	2.5	2	0	1	0	0	0	15	3.8		
20	Mike Robinson	3-0	6	2.0	3-4	.750	3-4	.750	0-0	.000	0	1	1	0.3	3	0	0	0	0	0	9	3.0		
21	Kamari Murphy	3-0	46	15.3	4-9	.444	0-0	.000	1-2	.500	3	8	11	3.7	9	0	1	2	1	1	9	3.0		
35	Chris Stowell	3-0	5	1.7	0-1	.000	0-1	.000	0-0	.000	0	0	0	0.0	0	0	0	1	0	0	0	0.0		
Team											13	6	19					1						
Total.....		6	1200		181-346	.523	55-125	.440	119-156	.763	63	151	214	35.7	115	0	94	58	18	39	536	89.3		
Opponents.....		6	1200		156-345	.452	49-122	.402	73-109	.670	61	126	187	31.2	132	0	70	82	12	25	434	72.3		

TEAM STATISTICS	UM	OPP	Date	Opponent	Score	Att.
SCORING	536	434	11-13-15	UTRGV	w 86-59	6607
Points per game	89.3	72.3	11-16-15	LOUISIANA	w 93-77	5965
Scoring margin	+17.0	-	! 11-19-15	vs Mississippi State	w 105-79	1947
FIELD GOALS-ATT	181-346	156-345	! 11-20-15	vs Utah	w 90-66	2001
Field goal pct	.523	.452	! 11-22-15	vs Butler	w 85-75	5309
3 POINT FG-ATT	55-125	49-122	11-27-15	NORTHEASTERN	L 77-78	6635
3-point FG pct	.440	.402				
3-pt FG made per game	9.2	8.2				
FREE THROWS-ATT	119-156	73-109	! = Puerto Rico Tip-Off			
Free throw pct	.763	.670	* = Conference game			
F-Throws made per game	19.8	12.2				
REBOUNDS	214	187				
Rebounds per game	35.7	31.2				
Rebounding margin	+4.5	-				
ASSISTS	94	70				
Assists per game	15.7	11.7				
TURNOVERS	58	82				
Turnovers per game	9.7	13.7				
Turnover margin	+4.0	-				
Assist/turnover ratio	1.6	0.9				
STEALS	39	25				
Steals per game	6.5	4.2				
BLOCKS	18	12				
Blocks per game	3.0	2.0				
ATTENDANCE	19207	9257				
Home games-Avg/Game	3-6402	0-0				
Neutral site-Avg/Game	-	3-3086				

Score by Periods	1st	2nd	Totals
Miami	248	288	536
Opponents	178	256	434