



2012 MIAMI FOOTBALL GAME NOTES

Miami Athletic Communications • 5821 San Amaro Drive • Coral Gables, FL 33146
HurricaneSports.com • Facebook: Facebook.com/MiamiHurricanes • Twitter: @HurricaneSports
Home to Five National Championships in the last 30 years (1983, 1987, 1989, 1991, 2001)

GAME INFORMATION

Date / Time: Sat., Nov. 17, 2012 / 3 p.m. ET
Site: Miami Gardens, Fla. / Sun Life Stadium (74,916)
TV: RSN (Sun Sports in South Florida)
Play-by-Play: Rich Waltz; **Analyst:** Keith Jones;
Sideline: Jenn Hildreth
Local Radio: 560 WQAM
Play-by-Play: Joe Zagacki; **Analyst:** Don Bailey Jr.;
Sideline: Josh Darrow
Spanish Radio: Caracol 1260 AM
Play-by-Play: Roly Martin;
Analysts: Pepe Campos and Joe Martinez
Student Radio: 90.5 FM WVUM
Talent: Chris Wittyngham, AJ Ricketts, Nick Greenberg
Satellite Radio: Sirius 136/XM 195
Live Stats: HurricaneSports.com
Twitter Updates: @HurricaneSports / @LosHurricanes
Series: Miami leads, 3-1
Miami: Miami leads, 2-1
Tampa: Miami leads, 1-0
First Meeting: 2005 — W, 27-7
Last Meeting: 2011 — W, 6-3
Streak: Miami, 1 win

MIAMI

5-5, 4-3 ACC

2012: 5-5, 4-3 ACC (1st, Coastal)
Ranking: NR — AP, NR — Coaches
Last Game: Nov. 10, 2012 (Charlottesville, Va.)
lost to Virginia, 41-40
Head Coach: Al Golden (Penn State, 1991)
Career: 38-45 (7th season)
at UM: 11-11 (2nd season)
vs. USF: 1-0
Twitter: @HurricaneSports / @LosHurricanes

USF

3-6, 1-4 BIG EAST

2012: 3-6, 1-4 BIG EAST
Ranking: NR — AP, NR — Coaches
Last Game: Nov. 3, 2012 (Tampa, Fla.)
def. UConn, 13-6
Head Coach: Skip Holtz (Notre Dame, 1986)
Career: 88-68 (13th season)
at UVA: 16-18 (3rd season)
vs. UM: 1-1
Twitter: @USFFootball

MIAMI COMMUNICATIONS

Chris Yandle (Primary Contact) *Director of Communications*
O: 305-284-3248 C: 786-877-9368 E: c.yandle@miami.edu
Scott Zavitz (Secondary Contact) *Assistant Director*
O: 305-284-3236 C: 305-342-1424 E: szavitz@miami.edu
Jimmy Gill *Assistant Director*
O: 305-284-3231 C: 786-422-4029 E: jgill@miami.edu
Brian Bowsher *Digital Media Strategist*
O: 305-284-1904 C: 786-447-9494 E: b.bowsher@miami.edu



RAISING CANES (Season 2)

Season 2 of the wildly popular Raising Canes series gives college football fans exclusive access to the University of Miami Football program with head coach Al Golden.

GAME 11

MIAMI GARDENS, FLA. (SUN LIFE STADIUM)



NR/NR MIAMI HURRICANES (5-5, 4-3 ACC)

Head Coach: Al Golden (Penn State, 1991)

Career Record: 38-45 (7th season), **Record at UM:** 11-11 (2nd season), **Record vs. USF:** 1-0

NR/NR USF BULLS (3-6, 1-4 BIG EAST)

Head Coach: Skip Holtz (Notre Dame, 1986)

Career Record: 88-68 (13th season), **Record at USF:** 16-18 (3rd season), **Record vs. UM:** 1-1

STORY LINES

- ACC Coastal Division-leading Miami (5-5) will step out of conference once final time in 2012 as the Hurricanes host the USF Bulls (3-6) at Sun Life Stadium. Saturday's game will kick at 3 p.m. A win Saturday will make the Hurricanes bowl-eligible heading into their Nov. 24 game at Duke.
- Saturday will mark the 5th series meeting between the schools, with Miami holding a 3-1 advantage.
- Saturday is Miami's 2012 home finale and will also be Senior Day for its 17 seniors playing in their final home game. Miami's 2012 senior class includes: P Dalton Botts, LB Ramon Buchanan, P Cameron Dean, DL Chris Duncel, RB Mike James, WR Davon Johnson, OL Ben Jones, LS Paul Kelly, OL Jeremy Lewis, OL Eduardo Lopez, DB Brandon McGee, WR Shawn O'Dare, DL Darius Smith, DB Andrew Swasey, S Vaughn Telemaque, WR Kendal Thompkins and PK Jake Wieclaw.
- Through 10 games, the Miami Hurricanes are converting 87.2 percent of their red zone opportunities (34 of 39) — fourth-best percentage in the ACC. Miami has converted 16 straight red zone changes.
- 11 of Miami's 16 longest plays this season have come from the "Duke" of all trades, freshman RB Duke Johnson. Johnson has Miami's six longest kickoff returns — 95 (TD), 95 (TD), 81, 77, 59 and 46.
- Through 10 games, Miami has forced 19 turnovers (9 INT, 10 fumbles), three more than the Hurricanes forced in 2011.
- 19 of Miami's 45 scoring drives this season have needed less than two minutes, including 8 that needed 60 seconds or fewer.
- Through the first 10 weeks, Miami has tallied nine ACC Player of the Week honors led by Duke Johnson's three Rookie of the Week accolades. Six of Miami's nine ACC weekly honors have been freshmen.
- The University of Miami recorded a department-wide school-record Graduation Success Rate (GSR) of 93 percent, according to the rates released Oct. 25 by the NCAA.

TELEVISION COVERAGE

- Miami's home finale vs. USF will be televised live at 3 p.m. ET on Sun Sports in South Florida and FOX Sports Florida in other portions of the state as well as Watch ESPN.
- Rich Waltz (play-by-play), Keith Jones (analyst) and Jenn Hildreth (sideline) will call the regional action.

2012 SCHEDULE / RESULTS

	Sept. 1	at Boston College*	ABC/ESPN2	W, 41-32
		Chestnut Hill, Mass. / Alumni Stadium (44,000) / Duke Johnson: 7 carries, 135 yards, 2 TDs		
	Sept. 8	at 21/20 Kansas State	FX	L, 13-52
		Manhattan, Kan. / Bill Snyder Family Stadium (50,000) / Stephen Morris: 19-26, 215 yards		
	Sept. 15	BETHUNE-COOKMAN	ESPN3	W, 38-10
		Miami Gardens, Fla. / Sun Life Stadium (74,916) / Duke Johnson: 246 all-purpose yards, 4 TDs		
	Sept. 22	at RV/RV Georgia Tech*	RSN	W, 42-36 OT
		Atlanta, Ga. / Bobby Dodd Stadium (55,000) / Mike James: 89 rush yards, 24 rec. yards, 4 TDs		
	Sept. 29	NC STATE* (Family Weekend)	ESPN2	W, 44-37
		Miami Gardens, Fla. / Sun Life Stadium (74,916) / Stephen Morris: 26-49, 566 yards (UM record), 5 TD		
	Oct. 6	vs. 9/10 Notre Dame	NBC	L, 3-41
		Chicago, Ill. / Soldier Field (61,500) / Brandon McGee: 9 tackles (8 solo, 1 tackle for loss)		
	Oct. 13	NORTH CAROLINA* (Hispanic Heritage Day)	ESPN2	L, 14-18
		Miami Gardens, Fla. / Sun Life Stadium (74,916) / Mike James: 22 carries, 96 yards, 1 TD		
	Oct. 20	FLORIDA STATE (Homecoming)	ABC	L, 20-33
		Miami Gardens, Fla. / Sun Life Stadium (74,916) / Mike James: 8 receptions, 75 yards, 1 rush TD		
	Nov. 1	VIRGINIA TECH*	ESPN	W, 30-12
		Miami Gardens, Fla. / Sun Life Stadium (74,916) / Duke Johnson: 217 all-purpose yards, 100 rushing		
	Nov. 10	at Virginia*	ABC	L, 40-41
		Charlottesville, Va. / Scott Stadium (61,500) / Duke Johnson: UM-record 373 all-purpose yards, 2 TD		
	Nov. 17	USF* (Senior Day)	RSN	3 p.m.
		Miami Gardens, Fla. / Sun Life Stadium (74,916) / Miami leads, 3-1 (1-0 under Golden)		
	Nov. 24	at Duke*	TBA	
		Durham, N.C. / Wallace Wade Stadium (33,941) / Miami leads, 8-1 (1-0 under Golden)		

WEEKLY MEDIA PLANNER: USF GAME

12 MON	13 TUE	14 WED	15 THU	16 FRI	17 SAT	18 SUN
<p>Practice (10 a.m.) Greentree Practice Fields</p> <p>Golden and requested players available to media after practice</p> <p>Hurricane Hotline 7-9 p.m. (The Grove Spot)</p>	<p>Practice (9:30 a.m.) Greentree Practice Fields</p> <p>Weekly Press Conference Edgerrin James Room 12-12:30 p.m. (Players) 12:30-1 p.m. (Golden)</p>	<p>Practice (9:30 a.m.) Greentree Practice Fields</p> <p>Golden and requested players available to media after practice</p> <p>ACC Teleconference 12:20 p.m.</p>	NO AVAILABILITY	NO AVAILABILITY	<p>Miami vs. USF 3 p.m. (RSN)</p> <p>Postgame Press Conference <i>Miami locker room is closed</i></p> <p>AI Golden, 20 minutes after conclusion of game; players immediately after</p>	<p>AI Golden Teleconference 4:30 p.m.</p> <p>No Player Availability</p>

ACC INJURY REPORT

WEEK 12

Next report will be released Monday after UVA

MEDIA INFORMATION

COVERING THE HURRICANES

Interview requests for players and coaches after practice must be submitted by Noon the previous day. Member members wishing to write feature stories should submit feature story requests to **Chris Yandle** (c.yandle@miami.edu) by 3 p.m. Sunday.

Yandle and the Miami Communications Staff will make every effort to schedule a separate time to accommodate those requests. Because of time constraints and academic/meeting obligations, media members may only request two (2) student-athletes and/or assistant coaches for post-practice interviews

ACC TELECONFERENCE

Miami head coach **AI Golden** and the league's other 11 coaches will be featured on a weekly teleconference each Wednesday during the 2012 football season from 10:30 a.m. to 12:30 p.m., beginning Aug. 29, and concluding Nov. 21.

Each coach will have 10 minutes to make an opening statement and answer questions. There will be an audiofile available of each teleconference on the Conference's official website (theACC.com) each Wednesday afternoon as well as a written transcript of the call.

Golden's schedule time is 12:20 p.m. to 12:30 p.m. ET each Wednesday. Media representatives wishing to participate in the teleconference should contact the ACC Communications Office.

HURRICANE HOTLINE

Hurricane Hotline is a weekly two-hour show hosted by **Joe Zagacki** and **Don Bailey Jr.** and airs Tuesday or Wednesday nights from 7-9 p.m. during the season at The Grove Spot (3324 Virginia Street, Coconut Grove).

Hurricane Hotline features interviews with UM head coach **AI Golden**, players, coaches and other Miami personnel as well as other featured guests. Fans are encouraged to listen on 560 WQAM or view the show in-person at The Grove Spot.

QUICK HITS

- A 'U' of firsts: In September 1955, the first college football game to be televised in color was Miami vs. Georgia Tech, a 14-6 Hurricanes loss. In November 1968, the first college football game to be televised on primetime television was Miami at Alabama, also a 14-6 UM loss.
- Freshman RB **Duke Johnson** NCAA rankings: 3rd in kickoff returns (35.41), 9th in all-purpose yards (168.80) and t85th in rushing (70.50).
- Duke Johnson** ACC rankings: 4th in rushing, 1st in kick return average, 3rd in all-purpose
- Senior PK **Jake Wieclaw** NCAA rankings: t26th in field goals (1.40) and t66th in scoring (7.50).
- Junior QB **Stephen Morris** NCAA rankings: 42nd in total offense (266.30) and 70th in pass efficiency (126.32)
- Stephen Morris** ranks 6th in the ACC in passing yards and total offense, while ranking 7th in pass efficiency.
- Freshman S **Deon Bush** and redshirt freshman LB **Eddie Johnson** are tied for ACC lead with 3 forced fumbles.
- Notable Miami NCAA statistical rankings: 8th in KO returns (28.05), 25th in sacks allowed (1.30), 37th in TO margin (0.50), 41st in passing offense (268.40), 57th in total offense (408.80), 64th in scoring offense (28.50).
- Notable Miami ACC statistical rankings: 1st in kickoff returns (28.0), 3rd in sacks against, 6th in total offense, 6th in scoring offense, 6th in rushing offense (140.4), 8th in pass offense (268.4), 9th in pass defense (258.6), 11th in scoring defense (31.2), 12th in total defense (489.6), 12th in rushing defense (231.0).
- Miami has 15 different players that have at least one reception in 10 games.
- 21 freshmen have seen action for the Miami Hurricanes, including 16 true freshmen.
- 7 freshmen have started at least one game for the Miami Hurricanes — true freshman RT **Ereck Flowers**, true freshman RB **Duke Johnson**, true freshman WR **Malcolm Lewis**, true freshman S **Deon Bush**, redshirt freshman LB **Eddie Johnson**, redshirt freshman DL **Corey King** and true freshman DL **Earl Moore**.
- In the first 22 games of the **AI Golden** era, Miami has used 20 different defensive starting lineups, including a different lineup in all 10 games this season.

USF SERIES HISTORY

- Saturday will mark the 5th series meeting between the schools, with Miami holding a 3-1 advantage.
- Miami won the last series meeting 6-3 in 2011 at USF. Last season's meeting was an offensive struggle as the teams mustered a combined 3 field goals. **Jake Wieclaw** provided the game's first points with a 26-yard field goal in the first quarter; USF tied the game at 3-3 in the second quarter on Maikon Bonani's 42-yard kick. Wieclaw later provided the game-winner on a 36-yard field goal as time expired to give Miami a 6-3 win.
- Last season's meeting resulted in Miami's sixth win of the 2011 season, making the Hurricanes bowl-eligible.
- On Senior Day in 2010, USF overcome a 17-10 fourth-quarter deficit to knock off the Hurricanes 23-20 in overtime. USF took a 10-0 lead before the Canes reeled off 17 straight points on TD runs by Lamar Miller and Storm Johnson and a Matt Boshier field goal. The Bulls tied the game at 17-17 on a Bobby Eveld 1-yard run. In overtime, Boshier's 28-yard kick gave Miami a 20-17 lead; USF's Demetris Murray scored the game-winner on a 1-yard run.

MAKING MOST OF RED ZONE CHANCES

- Dating back to the third quarter of its 44-37 win Sept. 29 vs. NC State, Miami has converted 18 consecutive red zone trips in ACC play, including 13 TDs.

A WIN BY MIAMI WOULD...

- Make the Hurricanes bowl eligible for the fifth consecutive season and for the eighth time since joining the ACC prior to the 2004 season.
- Give Hurricanes a 4-2 home record — their fourth winning home mark in five seasons at Sun Life Stadium.
- Improve Hurricanes' 2012 nonconference record to 2-2.
- Improve **AI Golden**'s Miami record to 12-11 overall and 5-3 in nonconference play.

SENIOR DAY

- Saturday is Miami's 2012 home finale and will also be Senior Day for its 17 seniors playing in their final home game. Miami's 2012 senior class includes: P Dalton Botts, LB Ramon Buchanan, P Cameron Dean, DL Chris Duncel, RB Mike James, WR Davon Johnson, OL Ben Jones, LS Paul Kelly, OL Jeremy Lewis, OL Eduardo Lopez, DB Brandon McGee, WR Shawn O'Dare, DL Darius Smith, DB Andrew Swasey, S Vaughn Telemaque, WR Kendal Thompkins and PK Jake Wieclaw.

TO THE FRESHMEN GO THE AWARDS

- Through the first 10 weeks of the 2012 season, the Miami Hurricanes earned 9 ACC Player of the Week awards. Six of those 9 honors went to Miami freshmen – Duke Johnson, Eddie Johnson and Gabe Terry.

MIAMI ACC PLAYER OF THE WEEK HONORS

WEEK	PLAYER, YR., POS.	HONOR
Sept. 4	Duke Johnson, Fr., RB	Rookie
Sept. 17	Duke Johnson, Fr., RB	Rookie
Sept. 24	Phillip Dorsett, So., WR	Receiver
	Eddie Johnson, RFr., LB	Linebacker
Oct. 1	Stephen Morris, Jr., QB	Offensive Back
	Gionni Paul, So., LB	Linebacker
	Eddie Johnson, Fr., LB	Rookie
Nov. 5	Gabe Terry, Fr., LB	Specialist
	Duke Johnson, Fr., RB	Rookie

THE DUKE OF ALL TRADES

- With each play, freshman RB **Duke Johnson** is becoming one of the best freshmen in Miami Hurricanes football history. Johnson accumulated a school-record 368 all-purpose yards – fourth-most in ACC history – in Miami's 41-40 road loss Nov. 10 at Virginia. Included in his 368 all-purpose yards were a 95-yard kickoff return for a TD and a career-high 150 rushing yards.
- The three-time ACC Rookie of the Week also threw his career-first TD pass – an 8-yard halfback pass to **Allen Hurns** for Miami's first points of the game. On his very next touch, he raced 95 yards for a touchdown on the ensuing Virginia kickoff.
- Johnson is only the third FBS player since 2000 with a TD pass and kickoff return for a TD in the same game, joining Charles Pauley (San Jose State) in 2002 and Eric Page (Toledo) in 2010.
- With his all-purpose total of 1,688 this season, Johnson now ranks third on Miami's single-season all-purpose yards list, passing Edgerrin James, Graig Cooper, Chuck Forman, Santana Moss and Lamar Miller. He trails only Ottis Anderson (1,703) and Willis McGahee (2,108).

ANOTHER PAUL HORNING AWARD HONOR

- Freshman RB **Duke Johnson** – along with Western Kentucky's Antonio Andrews and Northwestern's Venric Mark – earned Paul Horning Award Weekly Honor Roll selection after combining for nearly 1,000 yards last weekend. It was Johnson's third selection this season.
- The Paul Horning Award is awarded annually to the most versatile player in major college football.
- Fans can vote for the Paul Horning Award finalists at www.voteapaulhorning.com, powered by Texas Roadhouse. All players on the preseason watch list, as well as players selected on the Weekly Honor Roll and those identified by the Paul Horning Award Committee are eligible for the fan voting. The fan selections will count as an additional vote in the selection process.

ON THE RIGHT PATH

- Senior PK **Jake Wieclaw** is 14-of-19 on field goals this season and has made six consecutive tries. Wieclaw, who started the season 7-of-7, missed five of his next six tries before his current streak.
- Wieclaw has made every PAT on his UM career, a perfect 72-of-72 on point-after attempts.
- The senior is 25-of-33 on field goal attempts as a Miami Hurricane.

DUKE OF THE BIG PLAY

- 11 of Miami's 16 longest plays this season have come from the "Duke" of all trades, freshman RB **Duke Johnson**. Johnson has Miami's six longest kickoff returns – 95 (TD), 95 (TD), 81, 77, 59 and 46.
- Johnson also owns Miami's six longest rushing plays – 65, 56 (TD), 54 (TD), 52, 32 and 28 (TD).
- He has a team-best 21 plays of 25+ yards, including six for touchdowns.

HEALTHY GREEN PAYING DIVIDENDS

- After his first three injury-plagued seasons in Coral Gables, redshirt junior DE **Shayon Green** is finally healthy and making huge contributions along the defensive line.
- In 10 starts at defense end, Green leads all Hurricanes defenders with 60 total tackles, including 35 solo stops.
- Prior to this season, the Tifton, Ga., native and 2011 Training Room Comeback Player of the Year had 7 total tackles in six career games.

RECORD BREAKDOWN

Current Streak	Lost 1
Current Home Streak	Won 1
Current Road Streak	Lost 2
Last Win	30-12 vs. Virginia Tech (11/11/12)
Last Road Win	42-36 (OT) at Georgia Tech (9/22/12)
Last Loss	40-41 at Virginia (11/10/12)
Last Road Loss	40-41 at Virginia (11/10/12)

	2012	GOLDEN
Home	3-2	7-5
Away	2-3	4-6
Natural Grass	4-4	10-10
Artificial Turf	1-1	1-1
vs. Ranked Opponents	0-3	2-4

September	4-1	5-3
October	1-3	4-5
November	0-1	2-3
December	0-0	0-0

Leading at Halftime	4-0	9-1
Trailing at Halftime	1-5	1-10
Tied at Halftime	0-0	1-0
Scoring First	2-1	8-3
Opponent Scoring First	3-4	3-8

Score < 20 Points	0-3	1-5
Score 20+ Points	5-2	10-6
Score 30+ Points	5-1	8-2
Score 40+ Points	2-1	4-1
Opponent Scores < 20 Points	2-1	7-1
Opponent Scores 20+ Points	3-4	4-10
Opponent Scores 30+ Points	3-4	3-6
Opponent Scores 40+ Points	0-3	0-3

Gain < 20 First Downs	1-3	5-6
Gain 20+ First Downs	4-2	6-5
Opponent Gains < 20 First Downs	1-0	5-2
Opponent Gains 20+ First Downs	4-5	6-9

More Rushing Yards Than Opponent	1-1	3-4
Fewer Rushing Yards Than Opponent	4-4	8-7
Rush For < 100 Yards	1-3	3-4
Rush For 100+ Yards	4-2	8-7
Opponent Rushes For < 100 Yards	1-1	1-2
Opponent Rushes For 100+ Yards	4-4	10-9

More Passing Yards Than Opponent	3-2	7-6
Fewer Passing Yards Than Opponent	2-2	4-4
Equal Passing Yards	0-1	0-1
Pass For < 200 Yards	1-1	3-2
Pass For 200+ Yards	4-4	8-9
Opponent Passes For < 200 Yards	3-0	7-3
Opponent Passes For 200+ Yards	2-5	4-8

More Total Yards Than Opponent	2-0	7-4
Fewer Total Yards Than Opponent	3-5	4-7
Gain < 300 Total Yards	0-3	1-3
Gain 300+ Total Yards	5-2	10-8
Opponent Gains < 300 Total Yards	0-0	3-1
Opponent Gains 300+ Total Yards	5-5	8-10

Commit No Turnovers	1-1	2-3
Commit < 3 Turnovers	4-3	8-4
Commit 3+ Turnovers	0-1	1-4
Force < 3 Turnovers	2-5	7-9
Force 3+ Turnovers	3-0	4-2

Commit < 6 Penalties	1-2	5-4
Commit 6+ Penalties	4-3	6-7

3rd Down % < 25	1-0	1-1
3rd Down % 25-49	2-5	6-9
3rd Down % 50+	2-0	4-1
Opponent 3rd Down % < 25	0-0	1-0
Opponent 3rd Down % 25-49	5-3	9-7
Opponent 3rd Down % 50+	0-2	1-4

Trail Time of Possession	5-4	9-6
Lead Time of Possession	0-1	2-5

QUICK FACTS

UNIVERSITY INFORMATION

Location	Coral Gables, Fla.
Enrollment	15,629
Founded	1925
Nickname	Hurricanes
Colors	Orange (PMS 1665), Green (PMS 3435) and White
President	Donna E. Shalala
Interim Athletics Director	Blake James
Conference / Division	Atlantic Coast Conference / Coastal
Stadium / Capacity	Sun Life Stadium / 74,916
Press Box Phone	305-943-8060
Ticket Office Phone	1-800-GO-CANES (462-2637)

COACHING STAFF

Head Coach	Al Golden
Record at Miami	11-11 (2nd season)
Career Record	38-45 (7th season)
Assistant Head Coach / Def. Coord.	Mark D'Onofrio
Offensive Coordinator / Quarterbacks	Jedd Fisch
Senior Defensive Assistant / DL	Jethro Franklin
Tight Ends / National Recruiting Coord.	Brennan Carroll
Running Backs / FL Recruiting Coord.	Terry Richardson
Offensive Line	Art Kehoe
Wide Receivers / Passing Game Coord.	George McDonald
Defensive Backs	Paul Williams
Linebackers / Special Teams Coord.	Micheal Barrow
Graduate Assistant / Defense	Phillip Eisenstein
Graduate Assistant / Offense	DJ Hernandez

SUPPORT STAFF

Director of Football Operations	Don Corzine
Director of Player Development	Ryan McNamee
Senior Football Operations Coordinator	Hurlie Brown
Assistant Director of Football Operations	Rob Messinger
Coordinator of Football Operations	Matt Doherty
Coordinator of Football Operations	Lindsay Bohlen
Administrative Assistant to Head Coach	Myrna Schneider
Head Football Athletic Trainer	Vinny Scavo
Head Strength & Conditioning Coach	Andreu Swasey
Assistant Strength & Conditioning Coach	Cols Colas
Assistant Strength & Conditioning Coach	Victor Ishmael
Equipment Manager	Bobby Revilla

COMMUNICATIONS (FOOTBALL)

Director of Communications	Chris Yandle
Cell	786-877-9368
E-mail	c.yandle@miami.edu
Twitter	@ChrisYandle
Assistant Director	Scott Zavitz
Cell	305-342-1424
E-mail	szavitz@miami.edu
Twitter	@ScottZavitz
Assistant Director	Jimmy Gill
Cell	786-422-4029
E-mail	jjgill@miami.edu
Twitter	@JGill027
Website	www.HurricaneSports.com
Football Blog	www.TheUFootball.com
Mailing Address	5821 San Amaro Drive Coral Gables, FL 33146

MAKING TURNOVERS HAPPEN

- Miami's defense forced three turnovers in the Hurricanes' 30-12 win Nov. 1 against Virginia Tech, the third time this season forcing 3+ turnovers (UM 3-0 in those contests).
- Through 10 games, Miami has forced 19 turnovers (9 INT, 10 fumbles), four more than the Hurricanes forced during the 2011 season (12 games).

30-SOMETHING

- In each of its 5 wins this season, Miami has scored at least 30 points, including 3 wins when scoring 40+ points – all in ACC play.
- Miami's 41-40 road loss Nov. 10 at Virginia snapped the Hurricanes' 7-game winning streak when scoring 30+ points; Miami is now 16-2 in its last 18 games when scoring 30 or more.
- The loss also snapped Miami's impressive 95-game winning streak when scoring 40+ points in a game. Prior to falling at UVA, Miami's last loss when scoring 40+ points was Nov. 23, 1984 – otherwise known as the "Hail Flutie" game, a 47-45 loss to Boston College.

FRESHMAN FUMBLE (EN)FORCERS

- Freshman S **Deon Bush** and redshirt freshman LB **Eddie Johnson** both have 3 forced fumbles each – tied for the lead among ACC defenders. Bush and Johnson have combined for 6 of Miami's 11 forced fumbles this season.

TIME OF POSSESSION BATTLE

- Before leading in time of possession in its 18-14 loss Oct. 13 against North Carolina (30:18-29:42), Miami had trailed in time of possession in seven consecutive games. That streak dated back to the 2011 season finale against Boston College. Miami has trailed the time of possession battle in 9 of 10 games this season and is averaging 25:26 (12th in ACC).
- Miami has led in time of possession in only 11 of 40 quarters this season.

#ROOKIECANES NO MORE

- Through 10 games, 21 freshmen – including 16 true freshmen – have seen game action for the Hurricanes.
- Of those 21 freshmen, seven have started at least one game – S **Deon Bush**, RT **Ereck Flowers**, RB **Duke Johnson**, WR **Malcolm Lewis**, DT **Earl Moore**, DL **Corey King** and LB **Eddie Johnson**.

MIAMI'S THUNDER AND LIGHTNING

- Senior RB **Mike James** and freshman RB **Duke Johnson** have combined for 1,234 of Miami's 1,404 rushing yards on 232 carries. The lightning-quick Johnson, who has already collected three ACC Rookie of the Week honors this season, has amassed 705 yards and 6 rushing TDs on 110 carries, while the bruising James has 529 yards and 5 touchdowns on 122 carries.
- Johnson (9) and James (7) have accounted for almost half of Miami's 34 total touchdowns this season.

#DUUUKE ON JET AWARD, CFPA FRESHMAN WATCH LISTS

- Freshman RB/PK **Duke Johnson** is among the names listed on the 2012 Jet Award Midseason and the 2012 CFPA National Freshman Performer of the Year Watch Lists.
- The Jet Award honors the best return specialist in college football. The 2012 Jet Award Midseason Watch List includes several of the nation's leading kickoff and punt returners. Johnson is the only freshman and one of two ACC representatives on the 12-player midseason list.
- Johnson is one of 28 FBS players on the 2012 National Freshman Performer of the Year Watch List by College Football Performance Award. Johnson and Stefon Diggs (Maryland) are the lone ACC representatives.

JAMES SELECTED TO ALLSTATE AFCA GOOD WORKS TEAM

- Senior RB **Mike James** is one of 22 student-athletes selected to the 2012 Allstate AFCA Good Works Team, announced by Allstate Insurance Company and the American Football Coaches Association.
- James is the sixth Miami Hurricane to be named to the Allstate AFCA Good Works Team, joining Robert Bass (1993), Tony Coley (1996), Ryan Clement (1997), Nate Books (1998) and Joaquin Gonzalez (2001).
- During his career at the University of Miami, James has contributed countless hours to supporting community service organizations in the Miami community, including volunteering for Empowered Youth, an organization providing mentoring to at-risk youth, serving as a project manager for the 2012 University of Miami Bone Marrow Drive and serving meals to the homeless with the Miami Rescue Mission. James has also been involved with The Ronald McDonald House, Rushing the Community and Canes on Patrol.

HURRICANE STUDENT-ATHLETES SET GSR SCHOOL RECORD

- The University of Miami recorded a department-wide school-record Graduation Success Rate (GSR) of 93 percent, according to the rates released Oct. 25 by the NCAA.
- As a department, Miami's 93 percent GSR ranks fourth among ACC schools and is eighth overall among FBS schools. Overall, the University of Miami athletic department has improved from 77 to 93 percent from 2005 to 2012, a year after UM student-athletes posted a then-record 89 percent GSR in 2011. UM has exceeded the NCAA average GSR in each of the last eight years.
- Six UM teams compiled GSR marks of 100 percent; men's diving and golf posted its eighth consecutive perfect GSR mark, while women's tennis recorded its fifth straight GSR score of 100 percent. Also adding perfect GSR scorers were women's rowing, women's golf, women's swimming and volleyball.
- Volleyball posted a perfect score for the second consecutive year, while both rowing and women's swimming set program-record highs for GSR.
- Football jumped six points from 88 to 94 in 2012, tying for the third-highest GSR score among FBS schools and improving by 27 points (67 to 94) from 2010. Baseball had the largest jump of any UM program, improving by 20 points (60 to 80).
- The most recent Division I Graduation Success Rates are based on the four entering classes from 2002-2003 through 2005-06.

UNIVERSITY OF MIAMI'S 2012 GSR PERCENTAGES	
SPORT	SCORE
Men's Diving	100
Women's Rowing	100
Women's Golf	100
Women's Swimming	100
Women's Tennis	100
Volleyball	100
Football	94
Men's Cross Country/Track	94
Women's Cross Country/Track	94
Women's Basketball	93
Men's Tennis	89
Soccer	88
Men's Basketball	87
Baseball	80

#PROCANES

- More than 275 former Hurricanes have gone on to play professionally in the NFL.
- 38 Hurricanes have been a part of a Super Bowl-winning team and a total of 72 former Canes have played in a Super Bowl. DT Dwayne Hendricks, DB Bruce Johnson, SS Kenny Phillips and DB Antrel Rolle were members of the Super Bowl XLVI champion New York Giants in 2011. DT Vince Wilfork also played in Super Bowl XLVI for the New England Patriots.
- 51 former Hurricanes are currently with NFL teams as of Oct. 1, 2012.

AFC East (5): Dolphins (RB Lamar Miller, DE Olivier Vernon); Patriots (DT Marcus Forston, DL Vince Wilfork)

AFC North (8): Ravens (RB Damien Berry, LB Ray Lewis, T Bryant McKinnie, S Ed Reed, WR Tommy Streater);

Browns (WR Travis Benjamin); Pittsburgh Steelers (LB Sean Spence; CB DeMarcus Van Dyke)

AFC South (7): Texans (T Rashad Butler, CB Brandon Harris, WR Andre Johnson, C Chris Myers, ILB Darryl Sharpton); Colts (WR Reggie Wayne); Tennessee Titans (LB Colin McCarthy)

AFC West (6): Broncos (T Orlando Franklin, RB Willis McGahee, WLB D.J. Williams); Chiefs (DE Allen Bailey, T Eric Winston); Raiders (TE Richard Gordon)

NFC East (8): Giants (DE Adewale Ojomo, CB Bruce Johnson, S Kenny Phillips, S Antrel Rolle); Eagles (TE Chase Ford); Redskins (WR Leonard Hankerson, FS Brandon Meriweather, WR Santana Moss)

NFC North (3): Bears (WR Devin Hester); Lions (T Jason Fox); Packers (CB Sam Shields)

NFC South (8): Falcons (P Matt Boshier, DT Micanor Regis); Panthers (LB Jon Beason, TE Greg Olsen); Saints (TE Jimmy Graham, LB Jon Vilma, OL Harland Gunn); Tampa Bay: (WR Roscoe Parrish)

NFC West (7): Cardinals (DE Calais Campbell, RB Javarris James, WR LaRon Byrd); Rams (LB Rocky McIntosh; OL Brandon Washington); 49ers (LB Tavares Gooden, RB Frank Gore)

RAISING CANES

- *Raising Canes*, the award-winning all-access show produced by 3Penny Films, is back. Check out HurricaneSports.com for the latest show as well as previously archived shows.

HURRICANES RADIO NETWORK

Miami Hurricanes football games can be heard throughout the state of Florida on the Hurricane Sports Network, anchored by WQAM (560 AM). WQAM.com will also stream the game online free of charge.

FLAGSHIP STATIONS

Miami / Fort Lauderdale	WQAM (560 AM)
Spanish (Caracol)	WSUA (1260 AM)
University of Miami	WVUM (90.5 FM)

AFFILIATES

Miami / Fort Lauderdale	WQAM (560 AM)
Spanish (Caracol)	WSUA (1260 AM)
Belle Glade	WBGF (900 AM)
	WSWN (93.5 FM)
Coco Beach	WIXC (1060 AM)
Fort Myers	ESPN (770 AM)
Fort Pierce	WPSL (1590 AM)
Jacksonville	1010XL
Jupiter	WSTU (1450 AM)
Kissimmee	ESPN (1080 AM)
Key West	WKWF (1600 AM)
Marathon	WFFG (1300 AM)
Melbourne	WIXC (1060 AM)
Meritt Island	WIXC (1060 AM)
Naples	ESPN (770 AM)
Orlando	ESPN (1080 AM)
Port St. Lucie	WPSL (1590 AM)
St. Augustine	XLAM (1010 AM)
St. Petersburg	WMGG (1470 AM)
	ESPN (1040 AM)
Stuart	WSTU (1450 AM)
Tampa	ESPN (1040 AM)
	WWBA (820 AM)
	WMGG (1470 AM)
Titusville	WIXC (1060 AM)
West Palm Beach	ESPN (760 AM)

MIAMI MEDIA EMAIL LIST

Releases Available via Email

Media members interested in receiving Miami football releases via email should send requests to **Chris Yandle** (c.yandle@miami.edu) and **Scott Zavitz** (szavitz@miami.edu).

Game Day Media Policies

Only working media will be admitted to the Sun Life Stadium press box. Seats will be issued according to the following criteria:

1. State newspapers by circulation, wire services, national publications, newspapers from opponent's area and student newspapers from UM and opposing schools.
2. Other daily newspapers, with preference to those that regularly cover UM.
3. Radio and TV personnel not broadcasting, but considering reporting.
4. Non-daily newspapers, with preference to those which regularly cover Miami Football.
5. Professional football scouts.
6. Freelance and/or non-daily writers may be asked to produce copies of actual publications in which their work has appeared. In some cases, these materials will be required as verification of the writers' status.

DEPTH CHART

OFFENSE (PRO)

WR	1	ALLEN HURNS	6-3, 192, Jr.
	86	Herb Waters	6-2, 185, Fr.
LT	79	MALCOLM BUNCHE	6-7, 325, RSo.
	64	Hunter Wells	6-4, 300, RFr.
LG	70	JONATHAN FELICIANO	6-5, 314, RSo.
	68	Jeremy Lewis	6-4, 316, RSr.
C	62	SHANE MCDERMOTT	6-4, 295, RSo.
	75	Jared Wheeler	6-5, 314, RJr.
RG	65	BRANDON LINDER	6-6, 308, Jr.
	63	Daniel Isidora	6-4, 320, Fr.
RT	77	SEANTREL HENDERSON	6-8, 340, Jr.
	74	Ereck Flowers	6-6, 314, Fr.
TE	46	CLIVE WALFORD	6-4, 250, RSo.
	82	Asante Cleveland	6-5, 263, Jr.
	49	Dyron Dye	6-5, 255, RJr.
FB	33	MAURICE HAGENS	5-11, 240, Jr.
	43	Sean Harvey	6-4, 262, RSo.
QB	17	STEPHEN MORRIS	6-2, 214, Jr.
	11	Ryan Williams	6-5, 221, RSo.
RB	5	MIKE JAMES	5-11, 220, Sr.
	8	Duke Johnson	5-9, 188, Fr.
	25	Dallas Crawford	5-10, 192, RFr.
WR	4	PHILLIP DORSETT	5-10, 185, So.
	83	Kendal Thompkins	5-10, 182, RSr.
WR	24	DAVON JOHNSON	6-0, 188, Sr.
	87	Garrett Kidd	6-2, 186, RFr.

SPECIALISTS

P	13	DALTON BOTTS	6-3, 205, Sr.
	40	Jake Wieclaw	6-2, 193, RSr.
FG	40	JAKE WIECLAW	6-2, 193, RSr.
	18	Matt Goudis	6-0, 170, RFr.
KO	40	JAKE WIECLAW	6-2, 193, RSr.
	18	Matt Goudis	6-0, 170, RFr.
H	13	DALTON BOTTS	6-3, 205, Sr.
	11	Ryan Williams	6-5, 221, RSo.
LS	61	PAUL KELLY	6-1, 262, RSr.
	59	Jimmy Gaines	6-3, 230, Jr.
SS	61	PAUL KELLY	6-1, 262, RSr.
	65	Brandon Linder	6-6, 308, Jr.
PR	4	PHILLIP DORSETT	5-10, 185, So.
	8	Duke Johnson	5-9, 188, Fr.
KR	4	PHILLIP DORSETT	5-10, 185, So.
	8	Duke Johnson	5-9, 188, Fr.

DEFENSE (4-3)

DE	71	ANTHONY CHICKILLO	6-4, 262, So.
	92	Jalen Grimble	6-2, 295, So.
	99	Jelani Hamilton	6-5, 271, Fr.
DT	96	CURTIS PORTER	6-1, 305, RJr.
	72	Earl Moore	6-1, 300, Fr.
	66	Dequan Ivery	6-1, 303, Fr.
DT	91	OLSEN PIERRE	6-4, 300, So.
	93	Luther Robinson	6-3, 288, RJr.
DE	51	SHAYON GREEN	6-3, 260, RJr.
	17	Tyriq McCord	6-3, 236, Fr.
	90	Ricardo Williams	6-5, 240, RFr.
OLB	34	THURSTON ARMBRISTER	6-3, 222, So.
	59	Jimmy Gaines	6-3, 230, Jr.
MLB	59	JIMMY GAINES	6-3, 230, Jr.
	56	Raphael Kirby	6-0, 218, Fr.
OLB	36	GIONNI PAUL -OR-	6-1, 230, So.
	52	DENZEL PERRYMAN	6-0, 229, So.
	31	Tyrone Cornileus	6-2, 210, Jr.
CB	37	LADARIUS GUNTER	6-2, 198, Jr.
	3	Tracy Howard	5-11, 185, Fr.
	20	Thomas Finnie	5-10, 183, So.
S	22	KACY RODGERS II	6-2, 210, Jr.
	29	Rayshawn Jenkins	6-1, 203, Fr.
S	30	AJ HIGHSMITH	6-0, 202, RJr.
	7	Vaughn Telemaque	6-2, 204, RSr.
CB	21	BRANDON MCGEE	6-0, 194, Sr.
	39	Antonio Crawford	5-11, 188, Fr.

PRONUNCIATION GUIDE

JaWand Blue	Juh-Wand
Ramon Buchanan	Ray-mon, like Raymond
Akil Craig	Ah-keel
Nantambu-Akil Fentress	Non-tam-bu Ah-keel
Taylor Gadbois	Gad-bwah
Matt Goudis	Goo-dis
Shayon Green	Shay-on
Alex Irastorza	I-ruh-stor-zuh
Dequan Ivery	Dey-quan
Davon Johnson	Duh-vahn
D'Mauri Jones	Duh-maury
Tyriq McCord	Ty-reek
Andrew Swasey	Sway-zee
Vaughn Telemaque	Tell-uh-mack
Jake Wieclaw	Why-claw

PLAYER PROFILES

34 • THURSTON ARMBRISTER LB

- 6-3 • 222 • So. • Hollywood, Fla.
- Made second start of season and recorded career-high 5 tackles
 - Picked up 4 solo tackles against Virginia Tech
 - Had 3 tackles, including one for a loss vs. North Carolina
 - Made 4 tackles against Notre Dame
 - Registered 3 tackles at Georgia Tech
 - Career-first start at Boston College, making 3 total tackles
 - Member of the practice squad in 2011

CAREER STATISTICS

DEFENSIVE

YEAR	G	UT	AT	TT	TFL-YDS	QBS-YDS	FF/FR	PBU	INT-YDS
2012	10	20	8	28	1.0-1	0-0	0/0	0/0	0-0

CAREER BESTS

DEFENSIVE

Tackles: 5, at Virginia, 2012

Solo Tackles: 4, vs. Virginia Tech, 2012



Scan to visit *Thurston Armbrister's* complete bio at *HurricaneSports.com*

13 • DALTON BOTTS P

- 6-3 • 207 • Sr. • Taft, Calif.
RAY GUY AWARD CANDIDATE
MIDSEASON ALL-ACC, SECOND TEAM (Phil Steele)
- Punted 7 times against Virginia Tech, with 3 inside 20
 - Notched a season-long 56 yard punt against Florida State
 - Punted 3 times against North Carolina, with one downed at 1
 - Placed 3 of 5 punts inside the 20 at Notre Dame
 - Punted 7 times for 263 yards and rushed for a first down on a fake field goal against NC State
 - Recorded 1 of 2 punts inside the 20 at Georgia Tech
 - Landed 3 punts inside the 20 with a long of 51 yards against Bethune-Cookman
 - Punted 4 times at Kansas State (40.0 avg.)
 - Averaged 40.6 yards on five punts at Boston College
 - 2012 Preseason All-ACC selection, Ray Guy Award nominee

CAREER STATISTICS

PUNTING

YEAR	G	NO	YDS	LG	AVG
2011	12	48	2,051	62	42.7
2012	10	47	1,902	56	40.5
Career	22	95	3,953	62	41.6

CAREER BESTS

PUNTING

Punts: 8, at USF, 2011
Yards: 347, at USF, 2011
Long: 62, vs. Boston College, 2011
Average: 47.8, vs. Ohio State, 2011



Scan to visit *Dalton Botts' complete* bio at *HurricaneSports.com*

79 • MALCOLM BUNCHE OL

- 6-7 • 323 • RSo. • Newark, Del.
- Started every game at left tackle
 - Started against Notre Dame, did not allow a sack
 - Blocked for offense that put up 651 yards of offense vs NC State
 - Started at Georgia Tech, as offensive line did not allow a sack
 - Started and part of offensive line that did not allow a sack and rushed for 215 yards against Bethune-Cookman
 - Started at left tackle against Kansas State
 - Started at left tackle against Boston College, part of offensive line that only allowed one sack and helped accumulate 208 yards rushing



Scan to visit *Malcolm Bunche's* complete bio at *HurricaneSports.com*

2 • DEON BUSH DB

- 6-1 • 195 • Fr. • Miami, Fla.
- Had 3 tackles in win over Virginia Tech
 - Picked up 4 tackle and 1 pass breakup against Florida State
 - Forced 2 fumbles and had 1 pass breakup at Notre Dame
 - Had 3 tackles, including one for a loss, at Georgia Tech
 - Made career-first start at safety against Bethune-Cookman and made 3 solo tackles and 1 pass break up
 - Made 6 solo tackles and forced a fumble at Kansas State
 - Appeared in career-first game at BC, making 4 solo stops

CAREER STATISTICS

DEFENSIVE

YEAR	G	UT	AT	TT	TFL-YDS	QBS-YDS	FF/FR	PBU	INT-YDS
2012	9	27	4	31	1.0-2	0-0	3/0	3	0-0

CAREER BESTS

DEFENSIVE

Tackles: 6, at Kansas State, 2012

Solo Tackles: 6, at Kansas State, 2012



Scan to visit *Deon Bush's complete* bio at *HurricaneSports.com*

71 • ANTHONY CHICKILLO DL

- 6-4 • 265 • So. • Tampa, Fla.
MIDSEASON ALL-ACC, THIRD TEAM (Phil Steele)
- Picked up 6 tackles, including 2 sacks at Virginia
 - Notched 5 tackles in win over NC State
 - Recorded 7 tackles, 3.0 TFL, and 1 sack at Georgia Tech
 - Had 5 tackles and fumble recovery in start vs Bethune-Cookman
 - Finished third in 2011 ACC Defensive ROY Award voting
 - Third generation Miami Hurricane

CAREER STATISTICS

DEFENSIVE

YEAR	G	UT	AT	TT	TFL-YDS	QBS-YDS	FF/FR	PBU	INT-YDS
2011	12	15	23	38	6.5-25	5.0-20	1/1	0	0-0
2012	10	26	12	38	6.0-30	4.0-24	0/2	1	0-0
Career	22	41	35	76	12.5-55	9.0-44	1/3	1	0-0

CAREER BESTS

DEFENSIVE

Tackles: 8, at Virginia Tech, 2011
Solo Tackles: 7, at Georgia Tech, 2012
Tackles-for-Loss: 3.0, at Georgia Tech, 2012
Sacks: 2.0, at Virginia, 2012



Scan to visit *Anthony Chickillo's* complete bio at *HurricaneSports.com*

31 • TYRONE CORNILEUS LB

- 6-2 • 215 • Jr. • Stone Mountain, Ga.
- Picked up 3 tackles against Notre Dame and Virginia
 - Recorded 3 tackles against NC State
 - Notched career-high 7 tackles at Kansas State

CAREER STATISTICS

DEFENSIVE

YEAR	G	UT	AT	TT	TFL-YDS	QBS-YDS	FF/FR	PBU	INT-YDS
2010	10	3	3	6	0.0-0	0.0-0	0/0	0	0-0
2011	9	4	3	7	0.0-0	0.0-0	0/0	0	0-0
2012	10	16	12	28	0.0-0	0.0-0	0/0	3	0-0
Career	29	23	18	41	0.0-0	0.0-0	0/0	3	0-0

CAREER BESTS

DEFENSIVE

Tackles: 7, at Kansas State, 2012

Solo Tackles: 4, vs. two opponents (last at Georgia Tech, 2012)



Scan to visit *Tyrone Cornileus's* complete bio at *HurricaneSports.com*

4 • PHILLIP DORSETT WR

- 5-9 • 187 • So. • Ft. Lauderdale, Fla.
MIDSEASON ALL-ACC, SECOND TEAM (Phil Steele)
- Had third game with at least 100 receiving yards at Virginia (103)
 - Reeled in career-high 191 yards – third-most in UM history – on 7 catches and 2 TDs, including game-winning score, against NCSU
 - Had 65-yard TD with 184 yards and career-high 9 receptions at Georgia Tech
 - Led Miami with 6 receptions in win over Bethune-Cookman

CAREER STATISTICS

RECEIVING

YEAR	G	REC	YDS	AVG	TD	LG
2011	12	14	147	10.5	1	31
2012	10	42	648	15.4	4	65
Career	22	56	692	12.4	5	65

CAREER BESTS

RECEIVING

Receptions: 9, at Georgia Tech, 2012

Yards: 191, vs. NC State, 2012

Longest Reception: 65, at Georgia Tech, 2012



Scan to visit *Phillip Dorsett's complete* bio at *HurricaneSports.com*

70 • JON FELICIANO OL

- 6-5 • 314 • RSo. • Davie, Fla.
- Started all 10 games in 2012 at left guard
 - Blocked for offense that totaled 651 yards against NC State
 - Part of offensive line that did not allow sack and rushed for 215 yards against Bethune-Cookman
 - Part of line that did not allow sack and totaled 609 yards at GT



Scan to visit *Joe Feliciano's complete* bio at *HurricaneSports.com*

20 • THOMAS FINNIE DB

- 5-10 • 185 • So. • Miami, Fla.
- Career-high 5 tackles at Virginia
 - Recorded 3 tackles vs. Florida State
 - Had interception late in fourth quarter against NC State
 - Made career-first start with 4 tackles at Boston College

CAREER STATISTICS

DEFENSIVE

YEAR	G	UT	AT	TT	TFL-YDS	QBS-YDS	FF/FR	PBU	INT-YDS
2011	11	10	4	14	1.0-4	0.0-0	0/0	1	0-0
2012	10	18	4	22	0.0-0	0.0-0	0/0	3	1-0
Career	21	28	8	36	1.0-4	0.0-0	0/0	4	1-0

CAREER BESTS

DEFENSIVE

Tackles: 5, at Virginia, 2012

Solo Tackles: 4, at Boston College, 2012

Tackles-for-Loss: 1.0, at North Carolina, 2011

Interceptions: 1, vs. NC State, 2012

PLAYER PROFILES



Scan to visit **Thomas Finnie's** complete bio at HurricaneSports.com

59 • JIMMY GAINES LB

6-3 • 232 • Jr. • Getzville, N.Y.

- Had a career-high 12 tackles in start at Virginia
- Recorded 7 tackles and one interception against Virginia Tech
- Notched 6 tackles, with one TFL, and recovered fumble against Florida State
- Picked up 4 tackles against North Carolina
- Started at MLB and notched 7 total tackles at Georgia Tech
- Made 3 tackles in games at Boston College and Kansas State
- Earned 2011 starting job in camp, saw action in all 12 games

CAREER STATISTICS

DEFENSIVE

YEAR	G	UT	AT	TT	TFL-YDS	QBS-YDS	FF/FR	PBU	INT-YDS
2010	5	0	1	1	0.0-0	0.0-0	0/0	0	0-0
2011	12	24	34	58	3.0-7	0.0-0	0/0	1	0-0
2012	9	27	18	45	3.0-14	0.0-0	0/1	1	1-2
Career	26	51	53	104	6.0-21	0.0-0	0/1	2	1-2

CAREER BESTS

DEFENSIVE

Tackles: 12, at Virginia, 2012
Solo Tackles: 6, at Virginia, 2012
Tackles-for-Loss: 1.5 at Virginia Tech, 2011



Scan to visit **Jimmy Gaines's** complete bio at HurricaneSports.com

51 • SHAYON GREEN DL

6-3 • 260 • R.Jr. • Tifton, Ga.

- Leads team with 60 total tackles
- Picked up 7 stops against Virginia Tech
- Had 8 tackles against Florida State
- Recorded 5 tackles at Georgia Tech and 7 against NC State
- Had a game-high 8 tackles against Bethune-Cookman
- Led team and set career high with 8 tackles at Kansas State
- Game captain and made start at Boston College with 7 tackles

CAREER STATISTICS

DEFENSIVE

YEAR	G	UT	AT	TT	TFL-YDS	QBS-YDS	FF/FR	PBU	INT-YDS
2010	2	1	0	1	0.0-0	0.0-0	0/0	0	0-0
2011	4	4	3	7	0.5-1	0.0-0	0/0	0	0-0
2012	10	35	25	60	1.5-20	0.0-0	0/1	1	0-0
Career	16	40	28	68	2.0-21	0.0-0	0/1	1	0-0

CAREER BESTS

DEFENSIVE

Tackles: 8, three times (last vs. Florida State, 2012)
Solo Tackles: 5, vs. two opponents (last vs. Bethune-Cookman, 2012)
Tackles-for-Loss: 1.0, at Kansas State, 2012



Scan to visit **Shayon Green's** complete bio at HurricaneSports.com

1 • ALLEN HURNS WR

6-3 • 195 • Jr. • 2L • Carol City, Fla.

- Picked up 2 receiving touchdowns at Virginia
- Scored touchdown against Virginia Tech
- Recorded 3 receptions versus Florida State
- Had 2 catches for 54 yards and TD against NC State
- Made 2 receptions at Georgia Tech
- Had 2 receptions, including one for 22 yards, in start at K-State
- Started at Boston College and recorded a career-high 81 yards
- 2012 Biletnikoff Award Watch List member

CAREER STATISTICS

RECEIVING

YEAR	G	REC	YDS	AVG	TD	LG
2010	9	0	0	0.0	0	0
2011	12	31	415	13.4	4	41
2012	9	27	307	11.4	4	40
Career	30	58	722	12.4	8	81

CAREER BESTS

RECEIVING

Receptions: 6, vs. Ohio State, 2011
Yards: 81, at Boston College, 2012
Touchdowns: 2, two times (last at Virginia, 2012)
Longest Reception: 41, at Virginia Tech, 2011



Scan to visit **Allen Hurns's** complete bio at HurricaneSports.com

5 • MIKE JAMES RB

5-11 • 222 • Sr. • Haines City, Fla.

- Rushed for 50 yards and had one receiving TD vs. Virginia Tech
- Recorded career highs with 75 receiving yards on 8 receptions against Florida State
- Notched career-highs with 22 rushes and 96 yards against North Carolina, scoring one touchdown
- Racked up 3 rushing touchdowns (career-high 89 yards) and one receiving touchdown in win at Georgia Tech; scored game-winning touchdown in overtime
- Had 15 carries at Georgia Tech
- Named to Allstate AFCA Good Works Team

CAREER STATISTICS

RUSHING

YEAR	G	ATT	YDS	AVG	TD	LG
2009	13	15	36	3.1	1	11
2010	13	70	398	5.7	3	32
2011	12	72	275	3.8	7	32
2012	10	122	529	4.3	5	25
Career	48	279	1,238	4.4	16	32

RECEIVING

YEAR	G	ATT	YDS	AVG	TD	LG
2009	13	15	105	7.0	0	17
2010	13	13	56	4.3	1	18
2011	12	9	80	8.9	1	36
2012	10	27	247	9.1	2	24
Career	48	64	488	7.6	4	36

CAREER BESTS

RUSHING

Carries: 22, vs. North Carolina, 2012
Yards: 96, vs. North Carolina, 2012
Touchdowns: 3, at Georgia Tech, 2012
Longest Run: 32, twice (last vs. Duke, 2011)

RECEIVING

Receptions: 8, vs. Florida State, 2012
Yards: 75, vs. Florida State, 2012
Touchdowns: 1, four times (last vs. Virginia Tech, 2012)
Longest Reception: 36, vs. Duke, 2011



Scan to visit **Mike James's** complete bio at HurricaneSports.com

8 • DUKE JOHNSON RB

5-9 • 188 • Fr. • Miami, Fla.

JET AWARD WATCH LIST

CFPA FRESHMAN OF THE YEAR WATCH LIST

MIDSEASON ALL-ACC, FIRST TEAM (Phil Steele) – PK

MIDSEASON ALL-ACC, THIRD TEAM (Phil Steele) – RB

- Three-time ACC Rookie of the Week
- Racked up 368 all-purpose yards, adding a KOR and passing TD at Virginia
- 217 all-purpose yards, including 100 yards rushing (1 TD) against Virginia Tech – added an 81-yard kickoff return that led to a TD
- Rushed for a touchdown against NC State
- Rushed for 72 yards at Georgia Tech
- Recorded 4 touchdowns on 246 all-purpose yards in first collegiate home game against Bethune-Cookman
- Ran for 2 touchdowns and 135 yards in collegiate debut at Boston College (19.3 yards/carry)
- Had touchdown runs of over 56 and 54 yards at BC

CAREER STATISTICS

RUSHING

YEAR	G	ATT	YDS	AVG	TD	LG
2012	10	110	705	6.4	6	65

RECEIVING

YEAR	G	ATT	YDS	AVG	TD	LG
2012	10	24	204	8.5	1	50

CAREER BESTS

RUSHING

Carries: 16, at Virginia, 2012
Yards: 150, at Virginia, 2012
Touchdowns: 2, vs. two opponents (last vs. Bethune-Cookman, 2012)
Longest Run: 65, vs. Virginia Tech, 2012

RECEIVING

Receptions: 3, three times (last vs. Florida State, 2012)
Yards: 57, vs. Bethune-Cookman, 2012
Touchdowns: 1, vs. Bethune-Cookman, 2012
Longest Reception: 50, vs. Bethune-Cookman, 2012



Scan to visit **Duke Johnson's** complete bio at HurricaneSports.com

44 • EDDIE JOHNSON LB

6-1 • 238 • So. • Selma, Ala.

- Game-high 11 tackles against Virginia Tech
- Recorded first-career interception and made two tackles for loss vs. North Carolina
- Picked up 7 tackles, 2 forced fumbles and a sack vs NC State
- Had a game-high 9 total tackles at Georgia Tech
- Made 3 tackles against Bethune-Cookman
- Career-first start at Kansas State, making 7 tackles
- Had 5 tackles and forced a fumble in collegiate debut at BC

CAREER STATISTICS

DEFENSIVE

YEAR	G	UT	AT	TT	TFL-YDS	QBS-YDS	FF/FR	PBU	INT-YDS
2012	9	35	19	54	6.5-19	1.0-8	3/0	2	1-24

CAREER BESTS

DEFENSIVE

Tackles: 11, vs. Virginia Tech, 2012
Solo Tackles: 6, vs. three opponents (last vs. Virginia Tech, 2012)
Tackles-for-Loss: 2.0, vs. North Carolina, 2012
Forced Fumbles: 2, vs. NC State, 2012



Scan to visit **Eddie Johnson's** complete bio at HurricaneSports.com

PLAYER PROFILES

65 • BRANDON LINDER OL

6-6 • 312 • Jr. • Southwest Ranches, Fla.

MIDSEASON ALL-ACC, FIRST TEAM (*Phil Steele*)

- Started at right guard in all 10 games in 2012
- Blocked for offensive line that totaled 651 yards against NC State
- Part of offensive line that did not allow a sack and racked up 215 yards against Bethune-Cookman
- Played and started in all 12 games as sophomore in 2011



Scan to visit **Brandon Linder's** complete bio at HurricaneSports.com

62 • SHANE McDERMOTT C

6-4 • 296 • RSo. • Lake Worth, Fla.

- Started at center in all 10 games in 2012
- Blocked for offensive line that totaled 651 yards against NC State
- Part of offensive line that did not allow a sack and racked up 215 yards against Bethune-Cookman
- Saw action in 10 games, allowed no sacks and registered zero penalties against for season



Scan to visit **Shane McDermott's** complete bio at HurricaneSports.com

21 • BRANDON McGEE DB

6-0 • 197 • Sr. • Plantation, Fla.

- Recorded 5 tackles and interception at Virginia
- 2 pass break-ups against Virginia Tech
- Picked up 5 tackles, including a sack against Florida State
- Made a career-high 9 tackles against Notre Dame
- Had 2 tackles and returned a fumble 26 yards against NC State
- Registered 5 solo tackles in win at Georgia Tech
- 5 tackles, including one for a loss, and 2 pass break ups against Bethune-Cookman
- Played and started in all 12 games as junior in 2011

CAREER STATISTICS

DEFENSIVE

YEAR	G	UT	AT	TT	TFL-YDS	QBS-YDS	FF/FR	PBU	INT-YDS
2009	10	0	2	2	0.0-0	0.0-0	0/0	0	0-0
2010	10	8	7	15	0.0-0	0.0-0	0/0	0	0-0
2011	12	25	13	38	2.5-11	1.0-8	0/0	3	1-15
2012	10	30	13	43	4.0-18	1.0-8	0/1	5	2-26
Career	42	63	35	98	6.5-29	2.0-16	0/1	8	3-41

CAREER BESTS

DEFENSIVE

Tackles: 9, at Notre Dame, 2012
Solo Tackles: 8, at Notre Dame, 2012
Tackles-for-Loss: 1.0, vs. multiple opponents (last vs. Florida State, 2012)
Sacks: 1.0, two times (last vs. Florida State, 2012)
Interceptions: 1, vs. three opponents (last at Virginia, 2012)



Scan to visit **Brandon McGee's** complete bio at HurricaneSports.com

17 • STEPHEN MORRIS QB

6-2 • 214 • Jr. • Miami, Fla.

- Tossed 3 TD passes at Virginia
- Passed for 2 TDs against Virginia Tech
- Rushed for career-high 40 yards with a TD vs. North Carolina
- Threw for ACC and school-record 566 passing yards and 5 touchdowns against NC State
- Threw for 436 yards on 31 of 52 passing at GT
- Completed 20 passes for 211 yards and a touchdown against Bethune-Cookman
- Threw for 215 yards at Kansas State, including a 56-yard connection to Clive Walford
- Had then-career highs with 28 completions and 45 attempts in season opener at Boston College

CAREER STATISTICS

PASSING

YEAR	G	CMP	ATT	PCT	YDS	TD	INT
2010	6	82	153	53.6	1,240	7	9
2011	5	26	37	70.3	283	0	2
2012	10	209	364	57.4	2,563	15	7
Career	21	317	554	57.2	4,086	22	18

RUSHING

YEAR	G	ATT	YDS	AVG	TD	LG
2010	6	25	74	3.0	1	16
2011	5	11	-2	-0.2	1	13
2012	10	45	100	2.2	1	22
Career	21	81	172	2.1	3	22

CAREER BESTS

PASSING

Attempts: 52, at Georgia Tech, 2012
Completions: 31, at Georgia Tech, 2012
Yards: 566, vs. NC State, 2012
Touchdowns: 5, vs. NC State, 2012
Interceptions: 3, vs. Virginia Tech, 2010
Longest Pass: 79, vs. Georgia Tech, 2010

RUSHING

Carries: 9, at Kansas State, 2012
Yards: 40, vs. North Carolina, 2012
Touchdowns: 1, three times (last vs. North Carolina, 2012)
Longest Run: 19, vs. North Carolina, 2012



Scan to visit **Stephen Morris's** complete bio at HurricaneSports.com

36 • GIONNI PAUL LB

6-0 • 230 • So. • Lakeland, Fla.

- Recorded career- and game-high 14 tackles at Virginia
- Had 8 tackles against Virginia Tech
- Notched 4 tackles and 2 pass breakups against UNC
- Had 9 tackles against Notre Dame
- Recorded career-high 11 tackles vs NC State, forcing one fumble
- Saw action in seven games as a freshman

CAREER STATISTICS

DEFENSIVE

YEAR	G	UT	AT	TT	TFL-YDS	QBS-YDS	FF/FR	PBU	INT-YDS
2011	7	1	3	4	0.0-0	0.0-0	0/0	0	0-0
2012	7	34	19	53	2.5-5	0.0-0	1/0	2	0-0
Career	14	35	22	57	2.5-5	0.0-0	1/0	2	0-0

CAREER BESTS

DEFENSIVE

Tackles: 14, at NC State, 2012
Solo Tackles: 7, at Virginia, 2012
Tackles-for-Loss: 1.0, two times (last vs. Virginia Tech, 2012)



Scan to visit **Gionni Paul's** complete bio at HurricaneSports.com

52 • DENZEL PERRYMAN LB

6-0 • 230 • So. • Coral Gables, Fla.

MIDSEASON ALL-ACC, THIRD TEAM (*Phil Steele*)

- Game-high 12 tackles, adding a forced fumble vs. Florida State
- Game-high 11 tackles (3 for loss) against North Carolina
- Picked up 8 tackles against Notre Dame
- 4 tackles, including one for a loss, against Bethune-Cookman
- Game captain at Kansas state (five tackles)
- Had 7 tackles and returned INT for a TD at Boston College

CAREER STATISTICS

DEFENSIVE

YEAR	G	UT	AT	TT	TFL-YDS	QBS-YDS	FF/FR	PBU	INT-YDS
2011	12	47	22	69	6.5-13	1.0-0	2/0	0	0-0
2012	7	39	11	50	6.0-14	0.0-0	1/0	0	1-41
Career	19	86	33	119	12.5-27	1.0-0	3/0	0	1-41

CAREER BESTS

DEFENSIVE

Tackles: 14, vs. Boston College, 2011
Solo Tackles: 9, three times (last vs. Florida State, 2012)
Tackles-for-Loss: 3.0, three times (last vs. North Carolina, 2012)
Sacks: 1.0 vs. Georgia Tech, 2011
Interceptions: 1 at Boston College, 2012



Scan to visit **Denzel Perryman's** complete bio at HurricaneSports.com

91 • OLSEN PIERRE DL

6-4 • 296 • So. • Rahway, N.J.

- Picked up career-first sack against Virginia Tech
- 4 tackles with 1.0 TFL vs. North Carolina
- Had 0.5 TFL at Georgia Tech
- Started and recorded a career-high 7 tackles at Kansas State
- Registered 2 tackles and a pass breakup at Boston College
- Saw action in seven games as freshman in 2011

CAREER STATISTICS

DEFENSIVE

YEAR	G	UT	AT	TT	TFL-YDS	QBS-YDS	FF/FR	PBU	INT-YDS
2011	7	3	1	4	0.5-0	0.0-0	0/0	0	0-0
2012	9	14	5	19	4.5-14	1.0-8	1/0	2	0-0
Career	16	17	6	23	4.5-14	1.0-8	1/0	2	0-0

CAREER BESTS

DEFENSIVE

Tackles: 7, at Kansas State, 2012
Solo Tackles: 5, at Kansas State, 2012
Tackles-for-Loss: 1.0, four times (last vs. Virginia Tech, 2012)



Scan to visit **Olsen Pierre's** complete bio at HurricaneSports.com

22 • KACY RODGERS II DB

6-2 • 212 • Jr. • Southlake, Texas

- Picked up four tackles, with 1 TFL, at Virginia
- Notched 5 tackles against Virginia Tech
- Had 8 tackles vs. Florida State
- Recorded 5 tackles against NC State, Notre Dame and UNC
- Picked up 6 total tackles at Georgia Tech
- 2 tackles in home opener vs. Bethune-Cookman
- Made start at Kansas State with two tackles
- Started at safety and recorded a team-high 8 tackles at BC

CAREER STATISTICS

DEFENSIVE

YEAR	G	UT	AT	TT	TFL-YDS	QBS-YDS	FF/FR	PBU	INT-YDS
2010	3	1	2	3	0.0-0	0.0-0	0/0	0	0-0
2011	10	2	1	3	1.0-1	0.0-0	0/0	0	0-0
2012	10	37	13	50	1.0-5	0.0-0	0/0	1	0-0
Career	23	39	16	56	2.0-6	0.0-0	0/0	1	0-0

PLAYER PROFILES

CAREER BESTS

DEFENSIVE

Tackles: 8, two times (last vs. Florida State, 2012)
Solo Tackles: 7, at Boston College, 2012
Tackles-for-Loss: 1.0, vs. Duke, 2011



Scan to visit *Kacy Rodgers's* complete bio at HurricaneSports.com

98 • DARIUS SMITH

DL

6-2 • 313 • RSr. • New Britain, Conn.

- Notched 3 tackles against NC State
- Started 6 games at defensive tackle
- Picked up a sack against Bethune-Cookman
- Made three tackles at Kansas State

CAREER STATISTICS

DEFENSIVE

YEAR	G	UT	AT	TT	TFL-YDS	QBS-YDS	FF/FR	PBU	INT-YDS
2011	12	14	7	21	3.0-12	1.0-3	0/0	1	0-0
2012	8	7	4	11	1.0-3	1.0-3	0/0	0	0-0
Career	20	21	11	32	3.0-12	1.0-3	0/0	1	0-0

CAREER BESTS

DEFENSIVE

Tackles: 4, vs. Georgia Tech, 2011
Solo Tackles: 3, vs. Georgia Tech, 2011
Tackles-for-Loss: 1.0, four times (last vs. Bethune-Cookman, 2012)
Sacks: 1.0, vs. two opponents (last vs. Bethune-Cookman, 2012)



Scan to visit *Darius Smith's* complete bio at HurricaneSports.com

7 • VAUGHN TELEMAQUE

DB

6-2 • 202 • Sr. • Long Beach, Calif.

- Forced a fumble and recorded 2 tackles vs. NC State
- Made 5 tackles in start at Kansas State
- Started the season opener at Boston College, made 5 tackles
- Started all 12 games at safety in 2011

CAREER STATISTICS

DEFENSIVE

YEAR	G	UT	AT	TT	TFL-YDS	QBS-YDS	FF/FR	PBU	INT-YDS
2008	3	1	1	2	0.0-0	0.0-0	0/0	0	0-0
2009	12	29	19	48	2.0-5	0.0-0	0/1	4	0-0
2010	13	32	26	58	1.0-1	0.0-0	1/3	7	3-0
2011	12	36	23	59	0.5-1	0.0-0	0/1	2	1-0
2012	7	9	9	18	0.0-0	0.0-0	1/0	0	0-0
Career	47	107	78	185	3.5-7	0.0-0	2/5	13	4-0

CAREER BESTS

DEFENSIVE

Tackles: 8, at Maryland, 2011
Solo Tackles: 7, twice (last at Florida State, 2011)
Tackles-for-Loss: 1.5, vs. Georgia Tech, 2009



Scan to visit *Vaughn Telemaque's* complete bio at HurricaneSports.com

40 • JAKE WIECLAW

PK

6-2 • 197 • RSr. • New Lenox, Ill.

- Converted on 3 field goals and 3 PATs vs. Virginia Tech
- Kicked 2 field goals against Florida State
- Made 2-of-3 field goals and 4 PATs at Georgia Tech
- Converted 2 field goals and PAT at Kansas State
- Converted all 5 PATs and 2 field goals at BC
- Played in all 12 games in 2011 while serving as team's primary placekicker, assuming duty on kickoffs and field goals
- Named 2011 Lou Groza Award Semifinalist, given annually to nation's top placekicker

CAREER STATISTICS

KICKING

YEAR	G	FGM	FGA	PCT	LG	XPM	XPA	PCT
2011	12	11	14	78.6	49	39	39	1.000
2012	10	14	19	66.7	38	33	33	1.000
Career	22	25	33	75.8	49	72	72	1.000

CAREER BESTS

KICKING

Field Goals Made: 3, twice (last vs. Virginia Tech, 2012)
Field Goals Attempted: 3, three times, (last vs. Virginia Tech, 2012)
Long: 49, vs. Boston College, 2011
PATs Made: 7, vs. Duke, 2011
PATs Attempted: 7, vs. Duke, 2011



Scan to visit *Jake Wieclaw's* complete bio at HurricaneSports.com

11 • RYAN WILLIAMS

QB

6-6 • 223 • RSo. • Pembroke Pines, Fla.

- Threw for 80 yards on 9-of-13 passes off the bench vs. UNC
- Completed 2-of-2 passes with a touchdown at Kansas State
- Sat out 2011 season due to NCAA transfer regulations
- Spent 2010 at Memphis, playing in all 12 games (10 starts) - completed 165-of-290 passes for 2,075 yards and 13 TDs

CAREER STATISTICS

PASSING

YEAR	G	CMP	ATT	PCT	YDS	TD	INT
2010	12	165	290	56.9	2,075	13	10
2012	4	11	15	73.3	87	1	0
Career	16	176	305	57.7	2,162	14	10

CAREER BESTS

PASSING

Attempts: 34, vs. UCF, 2010
Completions: 21, vs. UCF, 2010
Yards: 293, at East Carolina, 2010
Touchdowns: 3, at East Carolina, 2010
Interceptions: 2, three times
Longest Pass: 81, vs. Southern Miss, 2010



Scan to visit *Ryan Williams's* complete bio at HurricaneSports.com

2012 STATISTICS (OVERALL: 5-5, ACC: 4-3, HOME: 3-2, AWAY: 2-3)

RESULTS

						5-5 (4-3, ACC)	
DATE	UM	OPP	OPPONENT	W/L	SCORE	ATT	
Sept. 1	—	—	• at Boston College	W	41-32	39,262	
Sept. 8	—	21	at Kansas State	L	13-52	48,843	
Sept. 15	—	—	• Bethune-Cookman	W	38-10	39,435	
Sept. 22	—	RV	• at Georgia Tech	W OT	42-36	50,390	
Sept. 29	RV	—	• NC State	W	44-37	38,510	
Oct. 6	RV	9	vs. Notre Dame	L	3-41	62,871	
Oct. 13	—	—	• North Carolina	L	14-18	58,954	
Oct. 20	—	12	• Florida State bcs-14	L	20-33	73,328	
Nov. 1	—	—	• Virginia Tech	W	30-12	37,219	
Nov. 10	—	—	• at Virginia	L	40-41	45,870	
Nov. 17	—	—	USF				
Nov. 24	—	—	• at Duke				

TEAM STATISTICS

	UM	OPP
SCORING	285	312
Points Per Game	28.5	31.2
FIRST DOWNS	200	263
Rushing	64	126
Passing	113	116
Penalty	23	21
RUSHING YARDAGE	1404	2310
Yards gained rushing	1548	2523
Yards lost rushing	144	210
Rushing Attempts	301	465
Average Per Rush	4.7	5.0
Average Per Game	140.4	231.5
TDs Rushing	14	27
PASSING YARDAGE	2684	2586
Comp-Att-Int	223-383-7	202-324-9
Average Per Pass	7.0	8.0
Average Per Catch	12.0	12.8
Average Per Game	268.4	258.6
TDs Passing	17	11
TOTAL OFFENSE	4088	4896
Total Plays	684	789
Average Per Play	6.0	6.2
Average Per Game	408.8	489.6
KICK RETURNS: #-Yards	40-1122	47-856
PUNT RETURNS: #-Yards	14-93	13-151
INT RETURNS: #-Yards	9-117	7-48
KICK RETURN AVERAGE	28.0	18.2
PUNT RETURN AVERAGE	6.6	11.6
INT RETURN AVERAGE	13.0	6.9
FUMBLES-LOST	9-7	21-10
PENALTIES-Yards	68-522	70-563
Average Per Game	52.2	56.3
PUNTS-Yards	48-1939	38-1477
Average Per Punt	40.4	38.9
Net punt average	36.4	35.9
TIME OF POSSESSION/Game	25:26	34:34
3RD-DOWN Conversions	56/144	63/139
3rd-Down Pct	39%	45%
4TH-DOWN Conversions	8/16	6/12
4th-Down Pct	50%	50%
SACKS BY-Yards	12-78	13-97
MISC YARDS	0	0
TOUCHDOWNS SCORED	34	38
FIELD GOALS-ATTEMPTS	14-19	15-21
ON-SIDE KICKS	0-1	0-0
RED-ZONE SCORES	(34-39) 87%	(45-54) 83%
RED-ZONE TOUCHDOWNS	(21-39) 54%	(33-54) 61%
PAT-ATTEMPTS	(33-33) 100%	(33-35) 94%
ATTENDANCE	247446	247236
Games/Avg Per Game	5/49489	5/49447

SCORE BY QUARTERS	1Q	2Q	3Q	4Q	OT	Total
Miami	107	43	44	85	6	285
Opponents	83	85	58	86	0	312

RUSHING

	G	ATT	GAIN	LOSS	NET	AVG	TD	LG	YPG
Duke Johnson	10	110	720	24	705	6.4	6	65	71.0
Mike James	10	122	549	20	529	4.3	5	25	52.9
Stephen Morris	10	45	189	84	100	2.2	1	22	10.5
Eduardo Clements	7	16	74	4	70	4.4	2	17	10.0
Dalton Botts	10	2	4	1	3	1.5	0	4	0.3
Maurice Hagens	10	1	3	0	3	3.0	0	3	0.3
Phillip Dorsett	10	3	5	3	2	0.7	0	5	0.2
Team	4	1	0	2	-2	-2.0	0	0	-0.5
Ryan Williams	4	1	0	6	-6	-6.0	0	0	-1.5
TOTAL	10	301	1548	144	1404	4.7	14	65	141.4
OPPONENTS	10	465	2523	210	2310	5.0	27	73	231.5

PASSING

	G	EFF	C-A-I	PCT	YDS	TD	LG	AVG/G
Stephen Morris	10	126.32	209-364-7	57.4	2563	15	76	256.3
Ryan Williams	4	144.05	11-15-0	73.3	87	1	21	21.8
Phillip Dorsett	10	209.20	2-2-0	100.0	26	0	20	2.6
Dallas Crawford	10	0.00	0-1-0	0.0	0	0	0	0.0
Duke Johnson	10	497.20	1-1-0	100.0	8	1	8	0.8
TOTAL	10	128.08	223-383-7	58.2	2684	17	76	268.4
OPPONENTS	10	135.17	202-324-9	62.3	2586	11	73	258.6

RECEIVING

	G	NO	YDS	AVG	TD	LG	AVG/G
Phillip Dorsett	10	42	648	15.4	4	65	64.8
Rashawn Scott	9	35	512	14.6	3	76	56.9
Allen Hurns	9	27	307	11.4	4	40	34.1
Mike James	10	27	247	9.1	2	24	24.7
Duke Johnson	10	24	204	8.5	1	50	20.4
Davon Johnson	10	21	348	16.6	0	41	34.8
Clive Walford	10	18	217	12.1	2	56	21.7
Malcolm Lewis	4	8	73	9.1	1	18	18.2
Herb Waters	10	5	32	6.4	0	8	3.2
Maurice Hagens	10	5	25	5.0	0	11	2.5
Dyron Dye	10	3	19	6.3	0	9	1.9
Stephen Morris	10	2	26	13.0	0	20	2.6
Asante Cleveland	9	2	12	6.0	0	7	1.3
Eduardo Clements	7	2	11	5.5	0	6	1.6
Kendal Thompkins	10	2	3	1.5	0	5	0.3
TOTAL	10	223	2684	12.0	17	76	268.4
OPPONENTS	10	202	2586	12.8	11	73	258.6

TOTAL OFFENSE

	G	PLAYS	RUSH	PASS	TOTAL	AVG/G
Stephen Morris	10	409	105	2563	2668	266.8
Duke Johnson	10	111	710	8	718	71.8
Mike James	10	122	529	0	529	52.9
Ryan Williams	4	16	-6	87	81	20.2
Eduardo Clements	7	16	70	0	70	10.0
Phillip Dorsett	10	5	2	26	28	2.8
Maurice Hagens	10	1	3	0	3	0.3
Dalton Botts	10	2	3	0	3	0.3
Team	4	1	-2	0	-2	-0.5
TOTAL	10	684	1404	2684	4088	408.8
OPPONENTS	10	789	2310	2586	4896	489.6

SCORING

	TD	FGs	PAT	RUSH	RCV	PASS	DXP	SAF	PTS
Jake Wieclaw	0	14-19	33-33	0-0	0	0-0	0	0	75
Duke Johnson	9	0-0	0-0	0-0	0	0-0	0	0	54
Mike James	7	0-0	0-0	0-0	0	0-0	0	0	42
Allen Hurns	4	0-0	0-0	0-0	0	0-0	0	0	24
Phillip Dorsett	4	0-0	0-0	0-0	0	0-0	0	0	24
Rashawn Scott	3	0-0	0-0	0-0	0	0-0	0	0	18
Eduardo Clements	2	0-0	0-0	0-0	0	0-0	0	0	12
Clive Walford	2	0-0	0-0	0-0	0	0-0	0	0	12
Stephen Morris	1	0-0	0-0	0-0	0	0-0	0	0	6
Denzel Perryman	1	0-0	0-0	0-0	0	0-0	0	0	6
Malcolm Lewis	1	0-0	0-0	0-0	0	0-0	0	0	6
Team	0	0-0	0-0	0-0	0	0-0	0	2	4
Jelani Hamilton	0	0-0	0-0	0-0	0	0-0	0	1	2
TOTAL	34	14-19	33-33	0-0	0	0-0	0	3	285
OPPONENTS	38	15-21	33-35	0-0	2	2-3	0	1	312

2012 STATISTICS (OVERALL: 5-5, ACC: 4-3, HOME: 3-2, AWAY: 2-3)

PUNT RETURNS

	NO	YDS	AVG	TD	LG
Phillip Dorsett	12	60	5.0	0	13
Gabriel Terry	1	25	25.0	0	0
Malcolm Lewis	1	8	8.0	0	8
TOTAL	14	93	6.6	0	13
OPPONENTS	13	151	11.6	0	56

KICK RETURNS

	NO	YDS	AVG	TD	LG
Duke Johnson	22	779	35.4	2	95
Phillip Dorsett	11	251	22.8	0	37
Mike James	1	11	11.0	0	11
Davon Johnson	1	24	24.0	0	24
Dyron Dye	1	-7	-7.0	0	0
Gianni Paul	1	9	9.0	0	9
Maurice Hagens	1	11	11.0	0	11
Malcolm Lewis	1	39	39.0	0	39
AJ Highsmith	1	5	5.0	0	5
TOTAL	40	1122	28.0	2	95
OPPONENTS	47	856	18.2	0	51

INTERCEPTIONS

	NO	YDS	AVG	TD	LG
Brandon McGee	2	26	13.0	0	26
Ladarius Gunter	1	15	15.0	0	15
James Gaines	1	2	2.0	0	2
AJ Highsmith	1	0	0.0	0	0
Eddie Johnson	1	24	24.0	0	24
Dallas Crawford	1	9	9.0	0	9
Thomas Finnie	1	0	0.0	0	0
Denzel Perryman	1	41	41.0	1	41
TOTAL	9	117	13.0	1	41
OPPONENTS	7	48	6.9	0	37

FUMBLE RETURNS

	NO	YDS	AVG	TD	LG
AJ Highsmith	1	13	13.0	0	13
Ladarius Gunter	1	28	28.0	0	28
James Gaines	1	5	5.0	0	5
Brandon McGee	1	26	26.0	0	26
Anthony Chickillo	1	7	7.0	0	7
TOTAL	5	79	15.8	0	28
OPPONENTS	2	32	16.0	0	25

ALL-PURPOSE YARDS

	G	RUSH	REC	PR	KR	IR	TOT	AVG/G
Duke Johnson	10	710	204	0	779	0	1693	169.3
Phillip Dorsett	10	2	648	60	251	0	961	96.1
Mike James	10	529	247	0	11	0	787	78.7
Rashawn Scott	9	0	512	0	0	0	512	56.9
Davon Johnson	10	0	348	0	24	0	372	37.2
Allen Hurns	9	0	307	0	0	0	307	34.1
Clive Walford	10	0	217	0	0	0	217	21.7
Stephen Morris	10	105	26	0	0	0	131	13.1
Malcolm Lewis	4	0	73	8	39	0	120	30.0
Eduardo Clements	7	70	11	0	0	0	81	11.6
Denzel Perryman	7	0	0	0	0	41	41	5.9
Maurice Hagens	10	3	25	0	11	0	39	3.9
Herb Waters	10	0	32	0	0	0	32	3.2
Brandon McGee	10	0	0	0	0	26	26	2.6
Gabriel Terry	6	0	0	25	0	0	25	4.2
Eddie Johnson	9	0	0	0	0	24	24	2.7
Ladarius Gunter	10	0	0	0	0	15	15	1.5
Asante Cleveland	9	0	12	0	0	0	12	1.3
Dyron Dye	10	0	19	0	-7	0	12	1.2
Dallas Crawford	10	0	0	0	0	9	9	0.9
Gianni Paul	7	0	0	0	9	0	9	1.3
AJ Highsmith	10	0	0	0	5	0	5	0.5
Kendal Thompkins	10	0	3	0	0	0	3	0.3
Dalton Botts	10	3	0	0	0	0	3	0.3
James Gaines	9	0	0	0	0	2	2	0.2
Team	4	-2	0	0	0	0	-2	-0.5
Ryan Williams	4	-6	0	0	0	0	-6	-1.5
TOTAL	10	1414	2684	93	1122	117	5430	543.0
OPPONENTS	10	2315	2591	151	856	48	5961	596.1

PUNTING

	NO	YDS	AVG	LG	TB	FC	I20	50+	BLK
Dalton Botts	47	1902	40.5	56	2	14	20	4	0
Matt Goudis	1	37	37.0	37	0	0	0	4	0
TOTAL	48	1939	40.4	56	2	14	20	4	0
OPPONENTS	38	1477	38.9	54	1	11	15	4	1

FIELD GOALS

	FG	PCT	0-19	20-29	30-39	40-49	50-99	LG	BLK
Jake Wieclaw	14-19	73.7	1-2	8-9	5-5	0-3	0-0	38	0

FIELD GOAL SEQUENCE

	MIAMI	OPPONENTS
at Boston College	(22),(24)	(26),(37),(30)
at Kansas State	(32),(27)	(21),38
Bethune-Cookman	(20)	(31)
at Georgia Tech	(38),(23),22	-
NC State	19,41,43	(50)
vs. Notre Dame	(28),47	(22),(32),34
North Carolina	-	33,(48),43
Florida State	(19),(27)	(33),(46),44,(35),(48)
Virginia Tech	(22),(31),(37)	(22),(20),47
at Virginia	(30)	-
USF		
at Duke		

KICKOFFS

	NO	YDS	AVG	LG	OB	RET	NET	YDLN
Jake Wieclaw	54	3170	58.7	6	2			
Matt Goudis	1	52	52.0	0	0			
Dalton Botts	1	30	30.0	0	1			
TOTAL	56	3252	58.1	6	3	856	40.6	24
OPPONENTS	65	3962	61.0	24	1	1122	36.3	28

2012 STATISTICS (OVERALL: 5-5, ACC: 4-3, HOME: 3-2, AWAY: 2-3)

DEFENSIVE STATISTICS

	GP	UA	AT	TT	TFL-YDS	SACK-YDS	INT-YDS	PBU	QBH	FR-YDS	FF	BLK	SAF
Shayon Green	10	35	25	60	1.5-20	.	.	1	2	1-0	.	.	.
Eddie Johnson	9	35	19	54	6.5-19	1.0-8	1-24	2	1	.	3	.	.
Gionni Paul	7	34	19	53	2.0-4	.	.	2	.	.	1	.	.
Denzel Perryman	7	39	11	50	6.0-14	.	1-41	.	1	.	1	.	.
Kacy Rodgers II	10	37	13	50	1.0-5	.	.	1
James Gaines	9	27	18	45	3.0-14	.	1-2	1	.	1-5	.	.	.
Brandon McGee	10	30	13	43	4.0-18	1.0-8	2-26	5	.	1-26	.	.	.
Anthony Chickillo	10	26	12	38	6.0-30	4.0-24	.	1	2	2-7	.	.	.
Deon Bush	9	27	4	31	1.0-2	.	.	3	.	.	3	.	.
AJ Highsmith	10	17	12	29	.	.	1-0	2	.	1-13	1	.	.
Thurston Armbrister	10	20	8	28	1.0-1
Tyrone Cornileus	10	16	12	28	.	.	.	3
Ladarius Gunter	10	17	7	24	1.0-1	.	1-15	6	.	2-28	.	.	.
Thomas Finnie	10	18	4	22	.	.	1-0	3
Olsen Pierre	9	14	5	19	4.5-14	1.0-8	.	2	1	.	1	.	.
Vaughn Telemague	8	9	9	18	1	.	.
Rayshawn Jenkins	8	13	3	16
Tyriq McCord	10	9	4	13	3.0-20	3.0-20	.	1	2	1-0	.	.	.
Tracy Howard	10	7	6	13	.	.	.	1
Luther Robinson	9	6	6	12	1-0	.	.	.
Kelvin Cain	7	7	4	11	1.0-7	1.0-7	.	.	1
Nantambu Fentress	10	7	4	11
Raphael Kirby	5	5	6	11	1
Darius Smith	8	7	4	11	1.0-3	1.0-3
Ramon Buchanan	2	6	4	10	0.5-2
Corey King	7	3	5	8
Jelani Hamilton	4	2	4	6	1.0-2	1
Jalen Grimble	7	4	2	6
Dallas Crawford	10	4	2	6	.	.	1-9
Earl Moore	10	2	3	5
Curtis Porter	2	3	2	5	1.0-2
Antonio Crawford	10	4	.	4
Eduardo Clements	7	4	.	4
Andrew Swasey	9	4	.	4
Dequan Ivery	4	.	3	3
Jake Wieclaw	10	1	1	2
Clive Walford	10	2	.	2
Gabriel Terry	6	2	.	2	1	.
Malcolm Bunche	10	2	.	2
Kendal Thompkins	10	2	.	2
Dalton Botts	10	1	.	1
Stephen Morris	10	1	.	1
Brandon Yosha	5	.	1	1
Akil Craig	1	.	1	1
Davon Johnson	10	1	.	1
Rashawn Scott	9	1	.	1
Maurice Hagens	10	.	1	1
Malcolm Lewis	4	1	.	1
Team	4	2
TOTAL	10	512	257	769	45-178	12-78	9-117	34	11	10-79	11	1	3
OPPONENTS	10	421	190	611	45.0-159	13-97	7-48	42	14	7-32	7	.	1

2012 STATISTICS (OVERALL: 5-5, ACC: 4-3, HOME: 3-2, AWAY: 2-3)

GAME-BY-GAME TEAM STATISTICS

GAME	FINAL					1ST DOWNS	RUSHING	PASSING	TOT OFF	PUNTS	PENALTY	3RD	4TH	RED	SACKS	FIELD	POSSESSION TIME								
	SCORE	1	2	3	4 OT												R-P-PE	TOT	NO-YDS-TD	C-A-I	YDS	TD	ATT-YDS	NO-AVG	F-FL
Miami	41	14	7	10	10	9-11-2	22	34-208-3	28-45-1	207	1	79-415	5-40.6	2-0	9-78	11-22	1-2	4-4	0-0	2-2	6:54	4:15	7:18	7:54	26:21
at Boston College	32	14	6	3	9	7-18-4	29	34-96-1	32-51-1	441	2	85-537	3-38.7	4-2	3-30	6-14	0-1	6-7	1-8	3-3	8:06	10:45	7:42	7:06	33:39
Miami	13	3	3	0	7	2-9-2	13	29-40-0	21-28-0	222	1	57-262	4-40.0	3-3	4-30	5-12	0-1	3-4	1-1	2-2	5:41	4:58	8:18	3:47	22:44
at Kansas State	52	14	10	7	21	19-7-1	27	60-288-6	9-11-1	210	1	71-498	1-52.0	2-0	2-12	8-11	0-0	7-8	5-31	1-2	9:19	10:02	6:42	11:13	37:16
Miami	38	7	10	7	14	11-8-1	20	29-215-3	20-35-1	211	1	64-426	4-43.8	1-1	9-70	4-11	0-1	3-3	3-18	1-1	7:14	7:36	4:27	3:46	23:03
Bethune-Cookman	10	7	0	0	3	13-6-1	20	53-233-1	10-26-1	122	0	79-355	8-38.5	1-1	7-45	7-19	1-3	2-2	0-0	1-1	7:46	7:24	10:33	11:14	36:57
Miami	42	19	9	3	14	6	8-19-3	30	32-173-3	31-52-1	436	2	84-609	3-40.0	1-1	8-66	11-16	0-0	4-5	1-5	9:37	4:02	10:02	5:56	29:37
at Georgia Tech	36	0	22	14	0	0	12-3-3	18	58-287-5	3-8-0	132	0	66-419	5-44.0	0-0	5-35	6-13	0-2	4-5	0-0	5:23	10:52	4:58	9:04	30:23
Miami	44	23	0	7	14	4-17-5	26	32-85-1	26-49-1	566	5	81-651	8-40.6	0-0	4-20	6-18	1-1	3-5	2-15	0-3	9:10	7:02	5:04	5:22	26:38
NC State	37	7	7	7	16	13-15-2	30	46-224-1	24-42-2	440	4	88-664	4-40.8	5-4	14-100	4-12	2-2	4-5	1-17	1-1	5:50	7:58	9:56	9:38	33:22
Miami	3	3	0	0	0	3-10-0	13	18-84-0	18-35-0	201	0	53-285	5-42.2	0-0	9-76	4-12	0-1	1-2	0-0	1-2	5:34	5:27	3:36	6:15	20:52
vs. Notre Dame	41	7	6	21	7	18-12-4	34	51-376-4	19-26-0	211	0	77-587	1-32.0	2-0	4-25	5-11	1-1	6-7	0-0	2-3	9:26	9:33	11:24	8:45	39:08
Miami	14	0	7	7	0	9-12-5	26	45-180-2	21-39-2	235	0	84-415	3-33.0	0-0	7-54	6-15	2-5	2-2	0-0	0-0	9:24	6:05	7:40	7:09	30:18
North Carolina	18	7	8	3	0	13-15-2	30	44-272-2	25-40-1	214	0	84-486	4-43.2	0-0	15-140	6-15	1-1	2-4	2-8	1-3	5:36	8:55	7:20	7:51	29:42
Miami	20	10	0	3	7	0-12-2	14	21-29-1	26-44-1	229	1	65-258	6-44.2	1-1	4-25	4-16	2-3	4-4	2-13	2-2	8:25	5:36	6:16	5:09	25:26
Florida State	33	3	10	3	17	12-11-0	23	41-218-3	21-31-0	229	0	72-447	3-33.3	5-2	12-121	3-10	0-0	6-6	4-33	4-5	6:35	9:24	8:44	9:51	34:34
Miami	30	14	6	0	10	5-9-1	15	28-157-1	14-30-0	190	2	58-347	7-43.9	0-0	8-85	1-12	1-1	6-6	1-8	3-3	2:29	7:14	5:45	10:11	25:39
Virginia Tech	12	3	9	0	0	11-11-2	24	45-222-1	19-37-2	199	0	82-421	5-39.6	2-1	2-20	9-20	0-1	2-4	0-0	2-3	12:31	7:46	9:15	4:49	34:21
Miami	40	14	10	7	9	11-7-2	20	33-233-0	18-26-0	187	4	59-420	4-34.0	1-1	6-52	4-10	1-1	4-4	2-18	1-1	4:20	6:55	7:54	4:37	23:46
at Virginia	41	21	7	0	13	9-16-2	27	32-106-2	40-52-1	388	4	84-494	3-35.0	0-0	6-47	9-14	1-1	6-6	0-0	0-0	10:40	8:05	7:06	10:23	36:14

GAME-BY-GAME OFFENSIVE STARTERS

	WR	LT	LG	C	RG	RT	TE	WR	QB	FB	HB
at Boston College	Hurns	Bunche	Feliciano	McDermott	Linder	Flowers	Dye	Dorsett	Morris	James	D. Johnson
at Kansas State	Hurns	Bunche	Feliciano	McDermott	Linder	Flowers	Dye	Dorsett	Morris	Walford (TE)	James
Bethune-Cookman	Lewis	Bunche	Feliciano	McDermott	Linder	Flowers	Dye	Dorsett	Morris	D. Johnson (RB)	James
at Georgia Tech	Dorsett	Bunche	Feliciano	McDermott	Linder	Flowers	Dye	Walford (TE)	Morris	Hagens	James
NC State	Hurns	Bunche	Feliciano	McDermott	Linder	Jones	Da. Johnson (WR)	Dorsett	Morris	D. Johnson (RB)	James
vs. Notre Dame	Hurns	Bunche	Feliciano	McDermott	Linder	Henderson	Dye	Dorsett	Morris	Hagens	James
North Carolina	Hurns	Bunche	Feliciano	McDermott	Linder	Henderson	Dye	Da. Johnson	Morris	Hagens	James
Florida State	Hurns	Bunche	Feliciano	McDermott	Linder	Henderson	Dye	Da. Johnson	Morris	Hagens	James
Virginia Tech	Hurns	Bunche	Feliciano	McDermott	Linder	Henderson	Dye	Dorsett	Morris	Walford (TE)	James
at Virginia	Hurns	Bunche	Feliciano	McDermott	Linder	Henderson	Da. Johnson (WR)	Dorsett	Morris	D. Johnson (WR)	James

GAME-BY-GAME DEFENSIVE STARTERS

	DE	DT	DT	DE	OLB	MLB	OLB	CB	S	S	CB
at Boston College	Chickillo	D. Smith	Pierre	Green	Armbrister	Perryman	Buchanan	McGee	Rodgers II	Telemaque	Finnie
at Kansas State	Chickillo	D. Smith	Pierre	Green	E. Johnson	Perryman	Buchanan	McGee	Rodgers II	Telemaque	Finnie
Bethune-Cookman	Chickillo	D. Smith	Pierre	Green	E. Johnson	Perryman	Cornileus	McGee	Bush	Highsmith	Finnie
at Georgia Tech	Chickillo	D. Smith	Pierre	Green	E. Johnson	Gaines	Cornileus	McGee	Bush	Highsmith	Finnie
NC State	Chickillo	D. Smith	Pierre	Green	E. Johnson	Paul	Cornileus	McGee	Rodgers II	Highsmith	Finnie
vs. Notre Dame	Chickillo	D. Smith	King	Green	E. Johnson	Perryman	Paul	McGee	Bush	Highsmith	Finnie
North Carolina	Chickillo	Pierre	Moore	Green	E. Johnson	Perryman	Paul	McGee	Bush	Highsmith	Gunter
Florida State	Chickillo	D. Smith	Pierre	Green	E. Johnson	Gaines	Perryman	McGee	Bush	Rodgers II	Gunter
Virginia Tech	Chickillo	Moore	Pierre	Green	E. Johnson	Gaines	Paul	McGee	Bush	Highsmith	Gunter
at Virginia	Chickillo	Porter	Pierre	Green	Armbrister	Gaines	Paul	McGee	Rodgers II	Highsmith	Gunter

2012 STATISTICS (OVERALL: 5-5, ACC: 4-3, HOME: 3-2, AWAY: 2-3)

GAME-BY-GAME PASSING

STEPHEN MORRIS	COMP	ATT	INT	PCT	YDS	TD	LG	SACKS	EFF	RYAN WILLIAMS	COMP	ATT	INT	PCT	YDS	TD	LG	SACKS	EFF
at Boston College	28	45	1	62.2	207	1	21	1	103.75	at Boston College	DNP								
at Kansas State	19	26	0	73.1	215	0	56	5	142.54	at Kansas State	2	2	0	100.0	7	1	5	0	294.40
Bethune-Cookman	20	35	1	57.1	211	1	50	0	111.50	Bethune-Cookman	0	0	0	0.0	0	0	0	0	0.00
at Georgia Tech	31	52	1	59.6	436	2	65	0	139.70	at Georgia Tech	0	0	0	0.0	0	0	0	0	0.00
NC State	26	49	1	53.1	566	5	76	1	179.68	NC State	DNP								
vs. Notre Dame	18	35	0	51.4	201	0	28	0	99.67	vs. Notre Dame	DNP								
North Carolina	12	26	2	46.2	155	0	23	0	80.85	North Carolina	9	13	0	69.2	80	0	21	1	120.92
Florida State	25	43	1	58.1	223	1	32	4	104.73	Florida State	DNP								
Virginia Tech	13	28	0	46.4	170	2	30	0	121.0	Virginia Tech	DNP								
at Virginia	17	25	0	68.0	179	3	46	0	167.7	at Virginia	DNP								
USF										USF									
at Duke										at Duke									

GAME-BY-GAME RUSHING (No.-Yards-TDs)

	NO-YDS-TD	at BC	at KSU	B-CU	at GT	NCSU	vs. ND	UNC	FSU	VT	at UVA	USF	at Duke
Duke Johnson	110-705-6	7-135-2	6-19-0	14-94-2	13-72-0	12-39-1	8-22-0	14-47-0	9-27-0	11-100-1	16-150-0		
Mike James	122-529-5	14-54-0	9-27-0	9-77-0	15-89-3	13-31-0	6-28-0	22-96-1	7-25-1	15-50-0	12-52-0		
Stephen Morris	45-100-1	8-18-0	9-6-0	1-7-0	2-10-0	4-2-0	2-14-0	7-40-1	5-23-0	2-7-0	5-31-0		
Eduardo Clements	16-70-2	3-4-1	4-1-0	5-37-1	1-4-0	1-4-0	2-20-0	-	-	-	-		
Maurice Hagens	1-3-0	-	-	-	-	-	-	1-3-0	-	-	-		
Phillip Dorsett	3-2-0	1-2-0	1--1-0	-	-	1-5-0	-	-	-	-	-		
Ryan Williams	1-6-0	-	-	-	-	-	-	1-6-0	-	-	-		

GAME-BY-GAME RECEIVING (No.-Yards-TDs)

	NO-YDS-TD	at BC	at KSU	B-CU	at GT	NCSU	vs. ND	UNC	FSU	VT	at UVA	USF	at Duke
Phillip Dorsett	42-648-4	3-9-0	3-31-0	6-49-0	9-184-1	7-191-2	1-6-0	3-33-0	2-15-0	2-27-0	6-103-1		
Rashawn Scott	35-512-2	2-23-0	4-39-0	2-36-0	3-48-0	6-180-2	4-33-0	6-72-0	5-31-1	3-50-0	-		
Allen Hurns	27-307-3	8-81-0	2-32-0	DNP	2-10-0	2-54-1	1-7-0	3-44-0	3-21-0	2-21-1	4-37-2		
Mike James	27-247-2	2-7-0	1-4-0	1-14-0	3-24-1	3-53-0	2-8-0	4-29-0	8-75-0	1-16-1	2-17-0		
Duke Johnson	24-204-1	3-10-0	2-18-0	3-57-1	4-38-0	3-24-0	3-35-0	-	3-19-0	2--1-0	1-4-0		
Davon Johnson	21-348-0	1-7-0	2-19-0	1-20-0	7-107-0	1-41-0	4-68-0	2-31-0	2-49-0	-	1-6-0		
Clive Walford	18-217-2	2-10-0	3-61-1	2-8-0	2-13-0	1-4-0	1-28-0	1-11-0	2-13-0	2-56-0	2-13-1		
Malcolm Lewis	8-73-1	4-42-1	1-10-0	2-9-0	1-12-0	-	-	-	-	-	-		
Herb Waters	5-32-0	-	1-5-0	-	-	2-14-0	1-5-0	-	-	-	1-8-0		
Maurice Hagens	5-25-0	-	-	1-8-0	-	-	1-11-0	1-6-0	-	1-1-0	1--1-0		
Dyron Dye	3-19-0	-	-	2-10-0	-	-	-	1-9-0	-	-	-		
Stephen Morris	2-26-0	-	-	-	-	-	-	-	1-6-0	1-20-0	-		
Asante Cleveland	2-12-0	2-12-0	-	-	-	-	-	-	-	-	-		
Eduardo Clements	2-11-0	1-6-0	-	-	-	1-5-0	-	-	-	-	-		
Kendal Thompkins	2-3-0	-	2-3-0	-	-	-	-	-	-	-	-		

GAME-BY-GAME PUNTING

DALTON BOTTS	NO	YDS	AVG	LG	I20	TB	50+	60+
at Boston College	5	203	40.6	48	2	1	0	0
at Kansas State	4	160	40.0	48	0	0	0	0
Bethune-Cookman	4	175	43.8	51	3	0	1	0
at Georgia Tech	2	83	41.5	42	1	0	0	0
NC State	7	263	37.6	49	3	0	0	0
vs. Notre Dame	5	211	42.2	50	3	1	1	0
North Carolina	3	99	33.0	38	1	0	0	0
Florida State	6	265	44.2	56	2	0	2	0
Virginia Tech	7	307	43.9	49	3	0	0	0
at Virginia	4	136	34.0	49	2	0	0	0
USF								
at Duke								

GAME-BY-GAME KICKING

JAKE WIECLAW	PAT	ATT	PCT	FG	FGA	PCT	LG	PTS
at Boston College	5	5	1.000	2	2	1.000	24	11
at Kansas State	1	1	1.000	2	2	1.000	32	7
Bethune-Cookman	5	5	1.000	1	1	1.000	20	8
at Georgia Tech	4	4	1.000	2	3	.667	38	10
NC State	6	6	1.000	0	0	.000	-	6
vs. Notre Dame	-	-	-	1	2	.500	28	3
North Carolina	2	2	1.000	0	0	.000	-	2
Florida State	2	2	1.000	2	2	1.000	27	8
Virginia Tech	3	3	1.000	3	3	1.000	37	12
at Virginia	5	5	1.000	1	1	1.000	30	8
USF								
at Duke								

2012 STATISTICS (OVERALL: 5-5, ACC: 4-3, HOME: 3-2, AWAY: 2-3)

GAME-BY-GAME TACKLES (UT-AT-TT)

	UT-AT-TT	at BC	at KSU	B-CU	at GT	NCSU	vs. ND	UNC	FSU	VT	at UVA	USF	at Duke
Shayon Green	35-25-60	4-3-7	5-3-8	5-3-8	3-2-5	4-3-7	1-3-4	3-0-3	4-4-8	4-3-7	2-1-3		
Eddie Johnson	35-19-54	4-1-5	3-4-7	2-1-3	6-3-9	6-1-7	4-0-4	2-2-4	2-2-4	6-5-11			
Gionni Paul	34-19-53			2-2-4	3-0-3	8-3-11	4-5-9	2-2-4		8-0-8	7-7-14		
Denzel Perryman	39-11-50	5-2-7	5-0-5	3-1-4			7-1-8	9-2-11	9-3-12	1-2-3			
Kacy Rodgers II	37-13-50	7-1-2	2-0-2	2-0-2	5-1-6	4-1-5	1-4-5	5-0-5	4-4-8	4-1-5	3-1-4		
Jimmy Gaines	27-18-45	1-2-3	1-2-3	1-0-1	5-2-7	1-1-2		3-1-4	5-1-6	4-3-7	6-6-12		
Brandon McGee	30-13-43	3-2-5	2-0-2	3-2-5	5-1-6	2-0-2	8-1-9	4-0-4	2-3-5		1-4-5		
Anthony Chickillo	26-12-38	1-1-2	2-0-2	4-1-5	7-0-7	3-2-5	0-3-3	1-1-2	2-1-3	3-0-3	3-3-6		
Deon Bush	27-4-31	4-0-4	6-0-6	3-0-3	3-0-3	2-0-2	3-1-4	1-1-2	2-2-4	3-0-3			
AJ Highsmith	17-12-29		1-1-2	1-0-1	2-0-2	5-3-8	1-2-3	3-0-3	2-3-5	1-0-1	1-3-4		
Thurston Armbrister	20-8-28	2-1-3	2-0-2	1-1-2	3-0-3	1-0-1	1-3-4	3-0-3	0-1-1	4-0-4	3-2-5		
Tyrone Cornileus	16-12-28		4-3-7	2-1-3	4-2-6	2-3-5	2-1-3			1-0-1	1-2-3		
Ladarius Gunter	17-7-24	1-0-1			1-0-1	2-2-4	1-1-2	8-0-8	1-1-2	1-2-3	2-1-3		
Thomas Finnie	18-4-22	4-0-4	2-0-2	2-0-2		1-0-1	2-0-2	1-0-1	3-0-3	0-2-2	3-2-5		
Olsen Pierre	15-6-21	2-0-2	5-2-7	0-1-1	2-1-3	1-0-1		3-1-4	0-1-1	1-0-1	1-0-1		
Vaughn Telemaque	9-9-18	2-3-5	3-2-5			1-1-2		2-0-2	1-0-1	0-1-1	0-2-2		
Rayshawn Jenkins	13-3-16		0-1-1	1-1-2	1-0-1					4-0-4	7-1-8		
Tyriq McCord	9-4-13	1-1-2		4-1-5		1-0-1	0-1-1	1-0-1	1-0-1	1-1-2			
Luther Robinson	6-6-12	0-2-2		0-1-1	1-1-2		1-1-2	1-0-1	0-1-1	2-0-2	1-0-1		
Kelvin Cain	7-4-11	1-2-3	1-0-1	1-2-3	1-0-1	3-0-3							
Darius Smith	7-4-11	1-0-1	1-1-2	2-0-2		1-2-3		1-0-1	1-1-2				
Nantambu Fentress	7-4-11			2-0-2		4-1-5		1-1-2			0-2-2		
Raphael Kirby	5-6-11						1-4-5	2-2-4			2-0-2		
Tracy Howard	6-5-11	0-1-1	1-0-1	0-1-1			1-0-1	1-0-1		3-0-3	0-3-3		
Ramon Buchanan	6-4-10	4-2-6	2-2-4										
Corey King	3-5-8			2-0-2	1-0-1		0-3-3		0-1-1	0-1-1			
Dallas Crawford	4-2-6				1-0-1			0-1-1	1-0-1		2-1-3		
Jalen Grimble	4-2-6	1-0-1	2-0-2	1-1-2							0-1-1		
Jelani Hamilton	2-4-6			2-1-3			0-3-3						
Curtis Porter	3-2-5									1-0-1	2-2-4		
Earl Moore	2-3-5		0-1-1	1-0-1			0-1-1	1-0-1	0-1-1				
Antonio Crawford	4-0-4			1-0-1	1-0-1	2-0-2							
Eduardo Clements	4-0-4	1-0-1		1-0-1	1-0-1	1-0-1							
Andrew Swasey	4-0-4	1-0-1	2-0-2							1-0-1			
Dequan Ivery	0-3-3						0-2-2	0-1-1					
Gabe Terry	3-0-3								1-0-1	1-0-1			
Clive Walford	2-0-2	1-0-1	1-0-1										
Malcolm Bunche	2-0-2							2-0-2					
Kendal Thompkins	2-0-2					1-0-1				1-0-1			
Rashawn Scott	1-0-1				1-0-1								
Dalton Botts	1-0-1				1-0-1								
Malcolm Lewis	1-0-1			1-0-1									
Akil Craig	0-1-1			0-1-1									
Davon Johnson	1-0-1			1-0-1									
Maurice Hagens	0-1-1				0-1-1								
Brandon Yosha	0-1-1					0-1-1							

GAME-BY-GAME TACKLES FOR LOSS (TFL-YDS)

	TFL-YDS	at BC	at KSU	B-CU	at GT	NCSU	vs. ND	UNC	FSU	VT	at UVA	USF	at Duke
Eddie Johnson	6.5-19	1-0-1	1-0-2		0.5-1	1-0-8		2-0-5		1-0-2			
Anthony Chickillo	6.0-30		1-0-1		3-0-11						2-0-18		
Denzel Perryman	6.0-14	1-0-2	1-0-1	1-0-1	DNP	DNP		3-0-10					
Olsen Pierre	4.5-14	1-0-1	1-0-3		0.5-0		DNP	1-0-2		1-0-8			
Tyriq McCord	3.0-20			2-0-15					1-0-5				
Brandon McGee	3.0-14			1-0-1	1-0-5		1-0-4		1-0-8				
Jimmy Gaines	3.0-14				1-0-7		DNP		1-0-2	1-0-5			
Gionni Paul	2-0-4	DNP	DNP	1-0-2						1-0-2			
Shayon Green	1.5-20	0.5-1	1-0-19										
Kelvin Cain	1-0-7					1-0-7							
Kacy Rodgers II	1-0-5										1-0-5		
Darius Smith	1-0-3			1-0-3									
Jelani Hamilton	1-0-2		DNP	1-0-2	DNP								
Deon Bush	1-0-2				1-0-2								
Curtis Porter	1-0-2										1-0-2		
Thurston Armbrister	1-0-1							1-0-1					
Ladarius Gunter	1-0-1				1-0-1								
Ramon Buchanan	0.5-2	0.5-2		DNP	DNP	DNP	DNP	DNP	DNP	DNP			

GAME-BY-GAME SACKS (SACKS-YDS)

	SACKS-YDS	at BC	at KSU	B-CU	at GT	NCSU	vs. ND	UNC	FSU	VT	at UVA	USF	at Duke
Anthony Chickillo	4.0-24		1-0-1		1-0-5						2-0-18		
Tyriq McCord	3.0-20			2-0-15					1-0-5				
Darius Smith	1-0-3			1-0-3									
Eddie Johnson	1-0-8					1-0-8							
Brandon McGee	1-0-8								1-0-8				
Olsen Pierre	1-0-8									1-0-8			
Kelvin Cain	1-0-7					1-0-7							

2012 STATISTICS (OVERALL: 5-5, ACC: 4-3, HOME: 3-2, AWAY: 2-3)

SCORING DRIVES

OPPONENT	PLAYS	YDS	DRIVE		DRIVE	PLAY
			TIME	CLOCK		
at Boston College	13	83	3:42	1st/0:53	UM17	Clements 1 run
at Boston College				1st/0:00		Perryman 41 interception return
at Boston College	4	77	1:51	2nd/7:02	UM23	D. Johnson 54 run
at Boston College	15	62	4:46	3rd/5:06	UM38	Wieclaw 22 FG
at Boston College	4	79	1:17	3rd/1:18	UM21	D. Johnson 56 run
at Boston College	4	0	0:46	4th/13:35	BC6	Wieclaw 24 FG
at Boston College	8	47	2:23	4th/9:49	UM47	Lewis 18 pass from Morris
at Kansas State	7	60	2:41	1st/0:11	UM25	Wieclaw 32 FG
at Kansas State	7	70	1:42	2nd/0:00	UM20	Wieclaw 27 FG
at Kansas State	4	17	1:39	4th/3:51	KS17	Walford 2 pass from Williams
Bethune-Cookman				1st/2:25		D. Johnson 95 kickoff return
Bethune-Cookman	9	50	2:31	2nd/5:48	50	D. Johnson 1 run
Bethune-Cookman	9	64	2:41	2nd/0:35	UM36	Wieclaw 20 FG
Bethune-Cookman	6	78	2:09	3rd/4:26	UM22	D. Johnson 50 pass from Morris
Bethune-Cookman	4	55	1:24	4th/8:25	UM45	D. Johnson 28 run
Bethune-Cookman	4	21	2:22	4th/3:56	BC21	Clements 10 run
at Georgia Tech	3	75	0:57	1st/14:03	UM25	Dorsett 65 pass from Morris
at Georgia Tech	8	66	2:39	1st/4:11	UM34	Wieclaw 38 FG
at Georgia Tech				1st/4:11		Team Safety
at Georgia Tech	10	48	4:03	1st/0:00	GT48	James 1 run
at Georgia Tech	17	74	5:33	3rd/4:25	UM20	Wieclaw 23 FG
at Georgia Tech	10	82	3:07	4th/13:41	UM18	James 15 run
at Georgia Tech	8	91	1:33	4th/0:27	UM9	James 10 pass from Morris
at Georgia Tech	2	25		OT	GT25	James 25 run
NC State	3	75	0:49	1st/8:40	UM25	Hurns 14 pass from Morris
NC State				1st/8:28		Hamilton Safety
NC State	5	74	1:36	1st/6:52	UM26	Dorsett 24 pass from Morris
NC State	3	84	1:12	1st/4:18	UM16	Scott 76 pass from Morris
NC State	10	90	3:24	3rd/0:54	UM10	Du. Johnson 4 run
NC State	7	76	2:23	4th/8:00	UM24	Scott 13 pass from Morris
NC State	3	61	0:29	4th/0:19	UM39	Dorsett 62 pass from Morris
vs. Notre Dame	9	50	3:56	1st/5:32	UM39	Wieclaw 28 FG
North Carolina	12	80	5:21	2nd/5:32	UM20	James 1 run
North Carolina	12	94	3:56	3rd/5:06	UM6	Morris 5 run
Florida State	4	22	1:47	1st/11:06	FSU22	James 9 run
Florida State	7	32	2:43	1st/7:32	FSU34	Wieclaw 19 FG
Florida State	9	52	3:27	3rd/0:19	UM38	Wieclaw 27 FG
Florida State	8	75	1:58	4th/0:47	UM25	Scott 8 pass from Morris
Virginia Tech	2	16	0:11	1st/8:33	VT16	Hurns 16 pass from Morris
Virginia Tech	2	19	0:59	1st/1:15	VT19	James 16 pass from Morris
Virginia Tech	5	70	1:31	2nd/9:08	UM25	Wieclaw 22 FG
Virginia Tech	10	82	4:02	2nd/3:28	UM4	Wieclaw 31 FG
Virginia Tech	8	69	3:52	4th/7:38	UM31	Du. Johnson 7 run
Virginia Tech	8	44	3:24	4th/2:54	UM36	Wieclaw 37 FG
at Virginia	7	75	2:28	1st/8:32	UM25	Hurns 8 pass from Du. Johnson
at Virginia				1st/5:21		Du. Johnson 95 kickoff return
at Virginia	5	87	1:44	2nd/14:56	UM13	Hurns 12 pass from Morris
at Virginia	10	39	3:16	2nd/8:16	UM48	Wieclaw 30 FG
at Virginia	7	52	2:19	3rd/7:52	UM48	Walford 9 pass from Morris
at Virginia	2	48	0:24	4th/11:38	UVA48	Dorsett 35 pass from Morris
at Virginia				4th/4:18		Chickillo safety
AVERAGE DRIVE	6.9	59.8	2:22			

LONG PLAYS (25-plus yards from scrimmage)

YDS	PLAY	OPPONENT (QTR)
76	Rashawn Scott pass from Stephen Morris (TD)	NC State (1st)
65	Phillip Dorsett pass from Stephen Morris (TD)	at Georgia Tech (1st)
65	Duke Johnson run	Virginia Tech (2nd)
62	Phillip Dorsett pass from Stephen Morris (TD)	NC State (4th)
56	Duke Johnson run (TD)	at Boston College (3rd)
56	Clive Walford pass from Stephen Morris	at Kansas State (1st)
54	Duke Johnson run (TD)	at Boston College (2nd)
52	Rashawn Scott pass from Stephen Morris	NC State (1st)
52	Duke Johnson run	at Virginia (1st)
50	Duke Johnson pass from Stephen Morris (TD)	Bethune-Cookman (3rd)
46	Phillip Dorsett pass from Stephen Morris	NC State (4th)
46	Phillip Dorsett pass from Stephen Morris	at Virginia (1st)
41	Denzel Perryman interception return (TD)	at Boston College (1st)
41	Phillip Dorsett pass from Stephen Morris	at Georgia Tech (2nd)
41	Davon Johnson pass from Stephen Morris	NC State (4th)
40	Allen Hurns pass from Stephen Morris	NC State (1st)
40	Phillip Dorsett pass from Stephen Morris	NC State (3rd)
35	Phillip Dorsett pass from Stephen Morris (TD)	at Virginia (4th)
32	Duke Johnson run	at Georgia Tech (4th)
32	Davon Johnson pass from Stephen Morris	Florida State (4th)
30	Clive Walford pass from Stephen Morris	Virginia Tech (2nd)
28	Ladarius Gunter fumble return	at Boston College (4th)
28	Duke Johnson run (TD)	Bethune-Cookman (4th)
28	Clive Walford pass from Stephen Morris	vs. Notre Dame (1st)
26	Brandon McGee fumble return	NC State (2nd)
26	Duke Johnson pass from Stephen Morris	vs. Notre Dame (2nd)
26	Rashawn Scott pass from Stephen Morris	Virginia Tech (4th)
26	Clive Walford pass from Stephen Morris	Virginia Tech (2nd)
26	Phillip Dorsett pass from Stephen Morris	Virginia Tech (2nd)
26	Brandon McGee interception return	at Virginia (2nd)
25	Rashawn Scott pass from Stephen Morris	at Kansas State (2nd)
25	Rashawn Scott pass from Stephen Morris	at Georgia Tech (4th)
25	Mike James run (TD)	at Georgia Tech (OT)

DRIVES SUPERLATIVES

MOST PLAYS:	17 at Georgia Tech	FEWEST PLAYS:	2, 4 times
MOST YARDS:	94 vs. North Carolina	FEWEST YARDS:	0 at Boston College
LONGEST TIME:	5:33 at Georgia Tech	SHORTEST TIME:	0:11 vs. Virginia Tech

RED ZONE

	SCORE	TIMES IN		RUSH			PASS		FAILED TO SCORE INSIDE 20						
		RED ZONE	SCORES	POINTS	TDS	TDS	TDS	FGS	FGA	DOWNS	INT	FUM	HALF	GAME	
at Boston College	41-32	4	4	20	2	1	1	2	0	0	0	0	0	0	
at Kansas State	13-52	4	3	13	1	0	1	2	0	1	0	0	0	0	
Bethune-Cookman	38-10	3	3	17	2	2	0	1	0	0	0	0	0	0	
at Georgia Tech	42-36	5	4	24	3	2	1	1	1	0	0	0	0	0	
NC State	44-37	5	3	21	3	1	2	0	1	0	1	0	0	0	
vs. Notre Dame	3-41	2	1	3	0	0	0	1	0	1	0	0	0	0	
North Carolina	14-18	2	2	14	2	2	0	0	0	0	0	0	0	0	
Florida State	20-33	4	4	20	2	1	1	2	0	0	0	0	0	0	
Virginia Tech	30-12	6	6	30	3	1	2	3	0	0	0	0	0	0	
at Virginia	40-41	4	4	24	3	0	3	1	0	0	0	0	0	0	
TOTALS		39	34	186	21	10	11	13	2	2	1	0	0	0	
OPPONENTS		54	45	268	33	24	9	12	3	2	2	2	0	0	

SEASON PCT. (OVERALL): 34 of 39 (87.2%)
SEASON PCT. (TDS): 21 of 39 (53.8%)
SEASON PCT. (FGS): 13 of 39 (33.3%)
SEASON PCT. (NO SCORE): 5 of 39 (12.8%)

2012 STATISTICS (OVERALL: 5-5, ACC: 4-3, HOME: 3-2, AWAY: 2-3)

MIAMI INDIVIDUAL GAME HIGHS

Rushes	22	Mike James vs North Carolina (Oct 13, 2012)
Yards Rushing	155	Duke Johnson at Virginia (Nov 10, 2012)
TD Rushes	3	Mike James at Georgia Tech (Sep 22, 2012)
Long Rush	65	Duke Johnson vs Virginia Tech (Nov 01, 2012)
Pass attempts	52	Stephen Morris at Georgia Tech (Sep 22, 2012)
Pass completions	31	Stephen Morris at Georgia Tech (Sep 22, 2012)
Yards Passing	566	Stephen Morris vs NC State (Sep 29, 2012)
TD Passes	5	Stephen Morris vs NC State (Sep 29, 2012)
Long Pass	76	Stephen Morris vs NC State (Sep 29, 2012)
Receptions	9	Phillip Dorsett at Georgia Tech (Sep 22, 2012)
Yards Receiving	191	Phillip Dorsett vs NC State (Sep 29, 2012)
TD Receptions	2	3 players
Long Reception	76	Rashawn Scott vs NC State (Sep 29, 2012)
Field Goals	3	Jake Wieclaw vs Virginia Tech (Nov 01, 2012)
Long Field Goal	38	Jake Wieclaw at Georgia Tech (Sep 22, 2012)
Punts	7	Dalton Botts vs NC State (Sep 29, 2012) Dalton Botts vs Virginia Tech (Nov 01, 2012)
Punting Avg	44.2	Dalton Botts vs Florida State (Oct 20, 2012)
Long Punt	56	Dalton Botts vs Florida State (Oct 20, 2012)
Long Punt Return	13	Phillip Dorsett at Georgia Tech (Sep 22, 2012)
Long Kickoff Return	95	Duke Johnson vs Bethune-Cookman (Sep 15, 2012) 95 Duke Johnson at Virginia (Nov 10, 2012)
Tackles	14	Gianni Paul at Virginia (Nov 10, 2012)
Sacks	2.0	Tyriq McCord vs Bethune-Cookman (Sep 15, 2012) 2.0 Anthony Chickillo at Virginia (Nov 10, 2012)
Tackles For Loss	3.0	Anthony Chickillo at Georgia Tech (Sep 22, 2012) Denzel Perryman vs North Carolina (Oct 13, 2012)
Interceptions	1	9 Players

MIAMI TEAM GAME HIGHS

Rushes	45	vs North Carolina (Oct 13, 2012)
Yards Rushing	243	at Virginia (Nov 10, 2012)
Yards Per Rush	7.4	vs Bethune-Cookman (Sep 15, 2012)
TD Rushes	3	at Boston College (Sep 01, 2012) vs Bethune-Cookman (Sep 15, 2012) at Georgia Tech (Sep 22, 2012)
Pass attempts	52	at Georgia Tech (Sep 22, 2012)
Pass completions	31	at Georgia Tech (Sep 22, 2012)
Yards Passing	566	vs NC State (Sep 29, 2012)
Yards Per Pass	11.6	vs NC State (Sep 29, 2012)
TD Passes	5	vs NC State (Sep 29, 2012)
Total Plays	84	at Georgia Tech (Sep 22, 2012) vs North Carolina (Oct 13, 2012)
Total Offense	651	vs NC State (Sep 29, 2012)
Yards Per Play	8.0	vs NC State (Sep 29, 2012)
Points	44	vs NC State (Sep 29, 2012)
Sacks By	3	vs Bethune-Cookman (Sep 15, 2012)
First Downs	30	at Georgia Tech (Sep 22, 2012)
Penalties	9	at Boston College (Sep 01, 2012) vs Bethune-Cookman (Sep 15, 2012) at Notre Dame (Oct 06, 2012)
Penalty Yards	84	at Boston College (Sep 01, 2012)
Turnovers	3	at Kansas State (Sep 08, 2012)
Interceptions By	2	vs NC State (Sep 29, 2012) vs Virginia Tech (Nov 01, 2012)

OPPONENT INDIVIDUAL GAME HIGHS

Rushes	27	Bernard, G vs North Carolina (Oct 13, 2012)
Yards Rushing	177	Bernard, G vs North Carolina (Oct 13, 2012)
TD Rushes	3	Klein, Collin, at Kansas State (Sep 08, 2012) Washington, T. at Georgia Tech (Sep 22, 2012)
Long Rush	73	Thomas, L vs Virginia Tech (Nov 01, 2012)
Pass attempts	51	Rettig,C at Boston College (Sep 01, 2012)
Pass completions	32	Rettig,C at Boston College (Sep 01, 2012)
Yards Passing	441	Rettig,C at Boston College (Sep 01, 2012)
TD Passes	4	Glennon, M. vs NC State (Sep 29, 2012) 4 Rocco, M. at Virginia (Nov 10, 2012)
Long Pass	73	Glennon, M. vs NC State (Sep 29, 2012)
Receptions	10	Amidon,A at Boston College (Sep 01, 2012)
Yards Receiving	149	Amidon,A at Boston College (Sep 01, 2012)
TD Receptions	2	Underwood, B. vs NC State (Sep 29, 2012) 2 Jennings, D. at Virginia (Nov 10, 2012)
Long Reception	73	Payton, Q. vs NC State (Sep 29, 2012)
Field Goals	4	Hopkins, D. vs Florida State (Oct 20, 2012)
Long Field Goal	50	Sade, N. vs NC State (Sep 29, 2012)
Punts	8	Kowalski,Kory vs Bethune-Cookman (Sep 15, 2012)
Punting Avg	52.0	Doerr, Ryan at Kansas State (Sep 08, 2012)
Long Punt	54	Hibbard, Tommy vs North Carolina (Oct 13, 2012)
Long Punt Return	56	Golden, J. at Georgia Tech (Sep 22, 2012)
Long Kickoff Return	51	Knowles, D vs Virginia Tech (Nov 01, 2012)
Tackles	14	Pierre-Louis,K at Boston College (Sep 01, 2012)
Sacks	2.0	Davis, Adam at Kansas State (Sep 08, 2012)
Tackles For Loss	2.0	9 Players
Interceptions	1	7 Players

OPPONENT TEAM GAME HIGHS

Rushes	60	at Kansas State (Sep 8, 2012)
Yards Rushing	376	at Notre Dame (Oct 6, 2012)
Yards Per Rush	7.4	at Notre Dame (Oct 6, 2012)
TD Rushes	6	at Kansas State (Sep 8, 2012)
Pass attempts	52	at Virginia (Nov 10, 2012)
Pass completions	40	at Virginia (Nov 10, 2012)
Yards Passing	441	at Boston College (Sep 1, 2012)
Yards Per Pass	19.1	at Kansas State (Sep 8, 2012)
TD Passes	4	vs NC State (Sep 29, 2012) 4 at Virginia (Nov 10, 2012)
Total Plays	88	vs NC State (Sep 29, 2012)
Total Offense	664	vs NC State (Sep 29, 2012)
Yards Per Play	7.6	at Notre Dame (Oct 6, 2012)
Points	52	at Kansas State (Sep 8, 2012)
Sacks By	5	at Kansas State (Sep 8, 2012)
First Downs	34	at Notre Dame (Oct 6, 2012)
Penalties	15	vs North Carolina (Oct 13, 2012)
Penalty Yards	140	vs North Carolina (Oct 13, 2012)
Turnovers	6	vs NC State (Sep 29, 2012)
Interceptions By	2	vs North Carolina (Oct 13, 2012)




PARTICIPATION


NO	CODE	PLAYER	at BC	at KS	B-CU	at GT	NCSU	vs ND	UNC	FSU	VT	at UVA	USF	at Duke
1	–	Allen Hurns	START	START	DNP	XXX	START	START	START	START	START	START		
2	–	Deon Bush	XXX	XXX	START	START	XXX	START	START	START	START		DNP	
3	–	Tracy Howard	XXX	XXX	XXX	XXX	XXX	XXX	XXX	XXX	XXX	XXX		
4	–	Phillip Dorsett	START	START	START	START	START	START	XXX	XXX	START	START		
5	–	Mike James	START	START	START	START	START	START	START	START	START	START		
6	–	Robert Lockhart Jr.	DNP	DNP	DNP	DNP	DNP	DNP	XXX	XXX	DNP	DNP		
7	–	Vaughn Telemaque	START	START	DNP	DNP	XXX	XXX	XXX	XXX	XXX	XXX		
8	–	Duke Johnson	START	XXX	START	XXX	START	XXX	XXX	XXX	XXX		START	
9	–	Malcolm Lewis	XXX	XXX	START	XXX	---	---	---	---	---	---		
11	–	Ryan Williams	DNP	XXX	XXX	XXX	DNP	DNP	XXX	DNP	DNP	DNP		
11	1A	Larry Hope	DNP	DNP	DNP	DNP	DNP	DNP	DNP	DNP	DNP	DNP		
12	–	Preston Dewey	DNP	DNP	DNP	DNP	DNP	DNP	DNP	DNP	DNP	DNP		
13	–	Dalton Botts	XXX	XXX	XXX	XXX	XXX	XXX	XXX	XXX	XXX	XXX		
15	–	D'Mauri Jones	DNP	DNP	DNP	DNP	DNP	DNP	DNP	DNP	DNP	DNP		
15	5A	Cameron Dean	DNP	DNP	DNP	DNP	DNP	DNP	DNP	DNP	DNP	DNP		
16	–	Gray Crow	DNP	DNP	DNP	DNP	DNP	DNP	DNP	DNP	DNP	DNP		
17	–	Stephen Morris	START	START	START	START	START	START	START	START	START	START		
17	7A	Tyriq McCord	XXX	XXX	XXX	XXX	XXX	XXX	XXX	XXX	XXX	XXX		
18	–	Matt Goudis	DNP	DNP	XXX	XXX	DNP	DNP	DNP	DNP	DNP	DNP		
18	8A	Chad Barnes	DNP	DNP	DNP	DNP	DNP	DNP	DNP	DNP	DNP	DNP		
19	–	David Thompson	DNP	DNP	DNP	DNP	DNP	DNP	DNP	DNP	DNP	DNP		
20	–	Thomas Finnie	START	START	START	START	START	START	XXX	XXX	XXX	XXX		
21	–	Brandon McGee	START	START	START	START	START	START	START	START	START	START		
22	–	Kacy Rodgers II	START	START	XXX	XXX	START	XXX	XXX	START	XXX	START		
23	–	Eduardo Clements	XXX	XXX	XXX	XXX	XXX	XXX	XXX	DNP	DNP	DNP		
24	–	Davon Johnson	XXX	XXX	XXX	XXX	START	XXX	START	START	XXX	START		
24	4A	Joey McNeil	DNP	DNP	DNP	DNP	DNP	DNP	DNP	DNP	DNP	DNP		
24	4B	Stephen Sweeney	DNP	DNP	DNP	DNP	DNP	DNP	DNP	DNP	DNP	DNP		
25	–	Dallas Crawford	XXX	XXX	XXX	XXX	XXX	XXX	XXX	XXX	XXX	XXX		
26	–	Darris Hughes	DNP	DNP	XXX	DNP	DNP	DNP	DNP	DNP	DNP	DNP		XXX
27	–	Jameson Labady	DNP	DNP	DNP	DNP	DNP	DNP	DNP	DNP	DNP	DNP		
27	7B	Ricky Carroll	DNP	DNP	DNP	DNP	DNP	DNP	DNP	DNP	DNP	DNP		
28	–	Andrew Swasey	XXX	XXX	XXX	DNP	XXX	XXX	XXX	XXX	XXX	XXX		
28	8B	Shawn O'Dare	DNP	DNP	DNP	DNP	DNP	DNP	DNP	DNP	DNP	DNP		
29	–	Rayshawn Jenkins	XXX	XXX	XXX	XXX	XXX	DNP	DNP	XXX	XXX	XXX		
30	–	A.J. Highsmith	XXX	XXX	START	START	START	START	START	XXX	START	START		
31	–	Tyrone Cornileus	XXX	XXX	START	START	START	XXX	XXX	XXX	XXX	XXX		
32	–	Danny Dillard	DNP	DNP	DNP	DNP	DNP	DNP	DNP	DNP	DNP	DNP		
33	–	Maurice Hagens	XXX	XXX	XXX	START	XXX	START	START	START	XXX	XXX		
34	–	Thurston Armbrister	START	XXX	XXX	XXX	XXX	XXX	XXX	XXX	XXX	XXX	START	
35	–	Nate Dortch	DNP	DNP	XXX	DNP	DNP	DNP	DNP	DNP	DNP	DNP		
36	–	Gionni Paul	DNP	DNP	XXX	XXX	START	START	START	DNP	START	START	START	
37	–	Ladarius Gunter	XXX	XXX	XXX	XXX	XXX	XXX	START	START	START	START	START	
37	7C	Alex Irastorza	DNP	DNP	DNP	DNP	DNP	DNP	DNP	DNP	DNP	DNP		
38	–	Jordan Tolson	DNP	DNP	XXX	DNP	DNP	DNP	DNP	DNP	DNP	DNP		
39	–	Antonio Crawford	XXX	XXX	XXX	XXX	XXX	XXX	XXX	XXX	XXX	XXX		
40	–	Jake Wieclaw	XXX	XXX	XXX	XXX	XXX	XXX	XXX	XXX	XXX	XXX		
43	–	Sean Harvey	DNP	DNP	XXX	DNP	DNP	DNP	DNP	DNP	DNP	DNP		
44	–	Eddie Johnson	XXX	START	START	START	START	START	START	START	START	START		DNP
45	–	Ramon Buchanan	START	START	---	---	---	---	---	---	---	---		
46	–	Clive Walford	XXX	START	XXX	START	XXX	XXX	XXX	XXX	START	XXX		
46	6A	Ricky Perez	DNP	DNP	DNP	DNP	DNP	DNP	DNP	DNP	DNP	DNP		
46	6B	Hugo Delpenha Jr.	DNP	DNP	DNP	DNP	DNP	DNP	DNP	DNP	DNP	DNP		
47	–	Akil Craig	DNP	DNP	XXX	DNP	DNP	DNP	DNP	DNP	DNP	DNP		
48	–	Brandon Yosha	DNP	XXX	XXX	XXX	XXX	DNP	DNP	DNP	DNP	DNP		XXX
48	8C	Chris Dunckel	DNP	DNP	DNP	DNP	DNP	DNP	DNP	DNP	DNP	DNP		
49	–	Dyron Dye	START	START	START	START	XXX	START	START	START	START	START		XXX
51	–	Shayon Green	START	START	START	START	START	START	START	START	START	START		START
52	–	Denzel Perryman	START	START	START	DNP	DNP	START	START	START	XXX	DNP		
54	–	JaWand Blue	DNP	DNP	DNP	DNP	DNP	DNP	DNP	DNP	DNP	DNP		DNP
55	–	Ben Jones	DNP	DNP	XXX	XXX	START	DNP	DNP	DNP	DNP	DNP		DNP


PARTICIPATION

NO	CODE	PLAYER	at BC	at KS	B-CU	at GT	NCSU	vs ND	UNC	FSU	VT	at UVA	USF	at Duke
55	5B	Frank Gabriel	DNP	DNP	DNP	DNP	DNP	DNP	DNP	DNP	DNP	DNP	DNP	DNP
56	—	Raphael Kirby	DNP	DNP	DNP	DNP	DNP	XXX	XXX	XXX	XXX	XXX	XXX	XXX
57	—	Nantambu Fentress	XXX	XXX	XXX	XXX	XXX	XXX	XXX	XXX	XXX	XXX	XXX	XXX
58	—	Gabriel Terry	XXX	XXX	XXX	DNP	DNP	XXX	DNP	XXX	XXX	DNP	DNP	DNP
59	—	Jimmy Gaines	XXX	XXX	XXX	XXX	XXX	DNP	XXX	START	START	START	START	START
60	—	Sean McNally	XXX	XXX	XXX	DNP	DNP	DNP	DNP	DNP	DNP	DNP	DNP	DNP
61	—	Paul Kelly	DNP	DNP	XXX	XXX	XXX	XXX	XXX	XXX	XXX	XXX	XXX	XXX
62	—	Shane McDermott	START	START	START	START	START	START	START	START	START	START	START	START
63	—	Danny Isidora	DNP	DNP	DNP	DNP	DNP	DNP	DNP	DNP	DNP	DNP	DNP	DNP
64	—	Hunter Wells	DNP	DNP	DNP	DNP	DNP	DNP	DNP	DNP	DNP	DNP	XXX	XXX
65	—	Brandon Linder	START	START	START	START	START	START	START	START	START	START	START	START
66	—	Dequan Ivery	DNP	DNP	DNP	DNP	DNP	XXX	XXX	DNP	XXX	XXX	XXX	XXX
67	—	Corey King	DNP	DNP	XXX	XXX	XXX	START	XXX	XXX	XXX	XXX	DNP	DNP
68	—	Jeremy Lewis	XXX	XXX	XXX	DNP	XXX	XXX	XXX	DNP	XXX	DNP	DNP	DNP
69	—	Eduardo Lopez	DNP	DNP	DNP	DNP	DNP	DNP	DNP	DNP	DNP	DNP	DNP	DNP
70	—	Jon Feliciano	START	START	START	START	START	START	START	START	START	START	START	START
71	—	Anthony Chickillo	START	START	START	START	START	START	START	START	START	START	START	START
72	—	Earl Moore	XXX	XXX	XXX	XXX	XXX	XXX	START	XXX	START	XXX	XXX	XXX
74	—	Ereck Flowers	START	START	START	START	XXX	XXX	XXX	XXX	XXX	XXX	XXX	XXX
75	—	Jared Wheeler	XXX	XXX	XXX	XXX	XXX	XXX	XXX	XXX	XXX	XXX	XXX	XXX
76	—	Taylor Gadbois	DNP	DNP	DNP	DNP	DNP	DNP	DNP	DNP	DNP	DNP	DNP	DNP
77	—	Seantrel Henderson	DNP	XXX	XXX	XXX	XXX	START	START	START	START	START	START	START
78	—	Jermaine Johnson	XXX	XXX	XXX	XXX	DNP	DNP	DNP	DNP	DNP	DNP	DNP	DNP
79	—	Malcolm Bunche	START	START	START	START	START	START	START	START	START	START	START	START
80	—	Rashawn Scott	XXX	XXX	XXX	XXX	XXX	XXX	XXX	XXX	XXX	XXX	XXX	XXX
81	—	Jontavious Carter	DNP	DNP	DNP	DNP	DNP	DNP	DNP	DNP	DNP	DNP	DNP	DNP
82	—	Asante Cleveland	XXX	XXX	XXX	XXX	XXX	XXX	DNP	XXX	XXX	XXX	XXX	XXX
83	—	Kendal Thompkins	XXX	XXX	XXX	XXX	XXX	XXX	XXX	XXX	XXX	XXX	XXX	XXX
84	—	Cory White	DNP	DNP	DNP	DNP	DNP	DNP	DNP	DNP	DNP	DNP	DNP	DNP
85	—	David Perry	DNP	XXX	XXX	DNP	XXX	XXX	XXX	XXX	XXX	XXX	XXX	XXX
86	—	Herb Waters	XXX	XXX	XXX	XXX	XXX	XXX	XXX	XXX	XXX	XXX	XXX	XXX
87	—	Jacoby Briscoe	DNP	DNP	DNP	DNP	DNP	DNP	DNP	DNP	DNP	DNP	DNP	DNP
87	7D	Garrett Kidd	DNP	DNP	DNP	XXX	XXX	DNP	XXX	XXX	DNP	XXX	XXX	XXX
88	—	Ronald Regula	DNP	DNP	DNP	DNP	DNP	DNP	DNP	DNP	DNP	DNP	DNP	DNP
88	8D	Zach Costa	DNP	DNP	DNP	DNP	DNP	DNP	DNP	DNP	DNP	DNP	DNP	DNP
90	—	Ricardo Williams	DNP	DNP	DNP	DNP	DNP	DNP	XXX	DNP	DNP	DNP	DNP	DNP
91	—	Olsen Pierre	START	START	START	START	START	DNP	START	START	START	START	START	START
92	—	Jalen Grimble	XXX	XXX	XXX	XXX	XXX	DNP	DNP	DNP	XXX	XXX	XXX	XXX
93	—	Luther Robinson	XXX	DNP	XXX	XXX	XXX	XXX	XXX	XXX	XXX	XXX	XXX	XXX
94	—	Kelvin Cain	XXX	XXX	XXX	XXX	XXX	XXX	XXX	DNP	DNP	DNP	DNP	DNP
95	—	Jake O'Donnell	DNP	DNP	DNP	DNP	DNP	DNP	DNP	DNP	DNP	DNP	DNP	DNP
96	—	Curtis Porter	DNP	DNP	DNP	DNP	DNP	DNP	DNP	DNP	XXX	XXX	XXX	XXX
97	—	Dwayne Hoilett	DNP	DNP	DNP	DNP	DNP	DNP	DNP	DNP	DNP	DNP	DNP	DNP
98	—	Darius Smith	START	START	START	START	START	START	XXX	START	DNP	DNP	DNP	DNP
99	—	Jelani Hamilton	XXX	DNP	XXX	DNP	XXX	XXX	DNP	DNP	DNP	DNP	DNP	DNP

GAME RECAPS

GAME 1 • CHESTNUT HILL, MASS. • ALUMNI STADIUM			
		MIAMI	41
		BOSTON COLLEGE	32
SCAN QR CODE FOR: Photos, Stats, Interviews, Highlights, Game Replay			

GAME 2 • MANHATTAN, KAN. • SNYDER FAMILY STADIUM			
		MIAMI	13
		21/20 KANSAS STATE	52
SCAN QR CODE FOR: Photos, Stats, Interviews, Highlights, Game Replay			

GAME 3 • MIAMI GARDENS, FLA. • SUN LIFE STADIUM			
		BETHUNE-COOKMAN	10
		MIAMI	38
SCAN QR CODE FOR: Photos, Stats, Interviews, Highlights, Game Replay			

GAME NOTES

- **Denzel Perryman**'s interception return for a touchdown was the first for the Hurricanes since Oct. 1, 2011, when **Kelvin Cain** returned one 59 yards against Bethune-Cookman.
- With his second-quarter TD run, **Duke Johnson** became the first Miami true freshman to start and score in a season-opener since Aug. 28, 2008, when **Jacory Harris** raced 30 yards against Charleston Southern.
- Miami improved to 57-29-1 all-time in season openers and won for the fourth time in its last five season openers.
- It was Miami's first win at Boston College since 2001.
- **RB Duke Johnson**, who had TD runs of 54 and 56 yards, totaled 135 yards for the game, the most by a UM true freshman since **Javaris James** (148 yards) against Houston (Sept. 30, 2006).
- **WR Allen Hurns** recorded a career-high 81 yards on 8 catches.
- **WR Malcolm Lewis** notched a receiving touchdown in his debut, as three of the Canes' four offensive TDs scored by true freshmen.

STATISTICS

SCORING	1	2	3	4	OT	F
Miami	14	7	10	10	—	41
Boston College	14	6	3	9	—	32

SCORING SUMMARY

1st	12:26	BC	Williams 4 run (Freese kick)
	7:54	BC	Sinkovec 15 pass from Rettig (Freese kick)
	0:53	UM	Clements 1 run (Wieclaw kick)
	0:00	UM	Perryman 41 INT return (Wieclaw kick)
2nd	10:53	BC	Freese 26 FG
	9:02	UM	Du. Johnson 54 run (Wieclaw kick)
	3:32	BC	Freese 37 FG
3rd	9:52	BC	Freese 30 FG
	5:06	UM	Wieclaw 22 FG
	1:18	UM	Du. Johnson 56 run (Wieclaw kick)
4th	13:35	UM	Wieclaw 24 FG
	9:49	UM	Lewis 18 pass from Morris (Wieclaw kick)
	6:48	BC	Kimble 17 pass from Rettig (Freese kick)
	0:04	BC	Team safety

TEAM STATISTICS

	UM	BC
FIRST DOWNS	22	29
RUSHES-YARDS (NET)	34-208	34-96
PASSING YDS (NET)	207	441
Passes Comp-Att-Int	28-45-1	32-51-1
TOTAL OFFENSE PLAYS-YARDS	79-415	85-537
Fumble Returns-Yards	1-28	0-0
Punt Returns-Yards	3-9	1-1
Kickoff Returns-Yards	6-110	7-85
Interception Returns-Yards	1-41	1-11
Punts (Number-Avg)	5-40.6	3-38.7
Fumbles-Lost	2-0	4-2
Penalties-Yards	9-78	3-30
Possession Time	26:21	33:39
Third-Down Conversions	11 of 21	6 of 14
Fourth-Down Conversions	1 of 2	0 of 1
Red-Zone Scores-Chances	4-4	6-7

INDIVIDUAL STATISTICS

RUSHING: UM — Du. Johnson 7-135 2 TD, James 14-54, Morris 8-18, Clements 3-4 1 TD, Botts 1-1, Dorsett 1-2. BC — Williams 18-49 1 TD, Kimble 10-45, Coleman 1-6, Team 1-1, Amidon 1-1, Rettig 3-2.

PASSING: UM — Morris 28-45-1-207 1 TD. BC — Rettig 32-51-1-441 2 TD.

RECEIVING: UM — Hurns 8-81, Lewis 4-42 1 TD, Du. Johnson 3-10, Dorsett 3-9, Scott 2-23, Cleveland 2-12, Walford 2-10, James 2-7, Da. Johnson 1-7, Clements 1-6. BC — Amidon 10-149, Kimble 8-130 1 TD, Sinkovec 3-67 1 TD, Miller 3-38, Coleman 2-13, Evans 2-11, Williams 2-7, Elliott 1-19, Parsons 1-7.

INTERCEPTIONS: UM — Perryman 1-41 TD. BC — Rositano 1-11.

FUMBLES: UM — Dorsett 1-0, Dye 1-0. BC — Kimble 1-1, Rettig 1-0, Rositano 1-0, Williams 1-1.

SACKS (UA-A): UM — None. BC — Edebali 0.5-4, Rudolph 0.5-4.

TACKLES (UA-A): UM — Rodgers II 7-1, Perryman 5-2, Green 4-3, Buchanan 4-2, E. Johnson 4-1, McGee 3-2, Telemaque 2-3. BC — Pierre-Louis 8-6, Divitto 7-4, Clancy 6-2, Keyes 4-4, Sylvia 4-3, Edebali 2-4.

GAME NOTES

- **TE Clive Walford**'s 56-yard catch and run in the first quarter was the longest reception of his career.
- **DL Anthony Chickillo** ended the first quarter with a sack of Collin Klein. It was the Hurricanes' first sack of the 2012 season.
- **LB Eddie Johnson** started his first game for the Hurricanes and recorded a career high in tackles with seven stops (three solo, four assist).
- **RB Duke Johnson** racked up a career-high 77-yard kickoff return in the fourth quarter to help setup a touchdown.
- **QB Ryan Williams** recorded his first touchdown pass as a Hurricane in the fourth quarter.

STATISTICS

SCORING	1	2	3	4	OT	F
Miami	3	3	0	7	—	13
Kansas State	14	10	7	21	—	52

SCORING SUMMARY

1st	8:13	KS	Klein 1 run (Cantele kick)
	2:52	KS	Klein 6 run (Cantele kick)
	0:11	UM	Wieclaw 32 FG
2nd	10:20	KS	Cantele 21 FG
	6:10	KS	Sexton 27 pass from Klein (Cantele kick)
	0:00	UM	Wieclaw 27 FG
3rd	9:16	KS	Klein 1 run (Cantele kick)
4th	11:12	KS	Hubert 4 run (Cantele kick)
	10:51	KS	Sams 15 run (Cantele kick)
	5:30	KS	Sams 11 run (Cantele kick)
	3:51	UM	Walford 2 pass from Williams (Wieclaw kick)

TEAM STATISTICS

	UM	KS
FIRST DOWNS	13	27
RUSHES-YARDS (NET)	29-40	60-288
PASSING YDS (NET)	222	210
Passes Comp-Att-Int	21-28-0	9-11-1
TOTAL OFFENSE PLAYS-YARDS	262	498
Fumble Returns-Yards	0-0	0-0
Punt Returns-Yards	0-0	1-12
Kickoff Returns-Yards	6-160	2-54
Interception Returns-Yards	1-0	0-0
Punts (Number-Avg)	4-40.0	1-52.0
Fumbles-Lost	3-3	2-0
Penalties-Yards	4-30	2-12
Possession Time	22:44	37:16
Third-Down Conversions	5 of 13	8 of 11
Fourth-Down Conversions	0 of 1	0 of 0
Red-Zone Scores-Chances	3-4	7-8

INDIVIDUAL STATISTICS

RUSHING: UM — James 9-27, Du. Johnson 6-19, Clements 4-1, Dorsett 1-1, Morris 9-6. KS — Hubert 19-106 1 TD, Klein 22-71 3 TD, Sams 3-47 2 TD, Robinson 3-20, Pease 5-18, Lockett 2-14, Rose 3-7, Thompson 1-6, Johnson 2-6, Harper 0-7.

PASSING: UM — Morris 19-26-0-215, Williams 2-2-0-7 1 TD. KS — Klein 9-11-1-210 1 TD.

RECEIVING: UM — Scott 4-39, Walford 3-61 1 TD, Dorsett 3-31, Hurns 2-32, De. Johnson 2-19, Du. Johnson 2-18, Thompsons 2-3, Lewis 1-10, Waters 1-5, James 1-4. KS — Lockett 3-59, Thompson 3-57, Trujillo 1-58, Sexton 1-27 1 TD, Harper 1-9.

INTERCEPTIONS: UM — McGee 1-0.

FUMBLES: UM — Morris 2-2, Clements 1-1. KS — Hubter 1-0, Klein 1-0.

SACKS (UA-A): UM — Chickillo 1.0-1. KS — Davis 2.0-13, Brown 1.0-8, Sua 1.0-6, Tuggle 1.0-4.

TACKLES (UA-A): UM — Green 5-3, Pierre 5-2, Cornileus 3-4, Bush 6-0, Perryman 5-0, Telemaque 3-2. KS — Brown 7-3, Milo 4-2, Truman 4-1, Evans 3-2, Davis 4-0, Tuggle 4-0, Malone 4-0.

GAME NOTES

- **S Deon Bush, S A.J. Highsmith** and **WR Malcolm Lewis** made their career-first starts.
- Freshman **RB Duke Johnson** amassed 246 all-purpose yards and scored four touchdowns. In the first quarter, he returned a kickoff 95 yards for Miami's first score of the game. He later added two rushing scores and a 50-yard receiving touchdown.
- Johnson became the first Miami player to score four TDs in a game since **Tyrone Moss** did in 2005 against North Carolina.
- Freshman **DL Tyriq McCord** collected his career-first sacks, accounting for two of Miami's three QB sacks.
- Sophomore **WR Phillip Dorsett** collected 49 receiving yards, passing his previous career-high of 41 yards at USF in 2011.

STATISTICS

SCORING	1	2	3	4	OT	F
Bethune-Cookman	7	0	0	3	—	10
Miami	7	10	7	14	—	38

SCORING SUMMARY

1st	2:37	BCU	Jackson 1 run (Hurd kick)
	2:25	UM	Du. Johnson 95 kickoff return (Wieclaw kick)
2nd	5:48	UM	Du. Johnson 1 run (Wieclaw kick)
	0:35	UM	Wieclaw 20 FG
3rd	4:26	UM	Du. Johnson 50 pass from Morris (Wieclaw kick)
4th	9:49	BCU	Hurd 31 FG
	8:25	UM	Du. Johnson 28 run (Wieclaw kick)
	3:56	UM	Clements 10 run (Wieclaw kick)

TEAM STATISTICS

	BCU	UM
FIRST DOWNS	20	20
RUSHES-YARDS (NET)	53-233	29-215
PASSING YDS (NET)	122	211
Passes Comp-Att-Int	10-26-1	20-35-1
TOTAL OFFENSE PLAYS-YARDS	355	426
Fumble Returns-Yards	1-25	1-7
Punt Returns-Yards	0-0	4-21
Kickoff Returns-Yards	7-74	2-134
Interception Returns-Yards	1-0	1-9
Punts (Number-Avg)	8-38.5	4-43.8
Fumbles-Lost	1-1	1-1
Penalties-Yards	7-45	9-70
Possession Time	36:57	23:03
Third-Down Conversions	7 of 19	4 of 11
Fourth-Down Conversions	1 of 3	0 of 1
Red-Zone Scores-Chances	2-2	3-3

INDIVIDUAL STATISTICS

RUSHING: BCU — Waters 6-60, Allen 2-15, Cabrera 5-14, Wilson 9-6, Williams 4-0. UM — Du. Johnson 14-94 2 TD, James 9-77, Clements 5-37 1 TD, Morris 1-7.

PASSING: BCU — Wilson 3-10-0-51, Williams 5-9-0-69, Waters 2-6-0-2, Kowalski 0-1-1-0. UM — Morris 20-35-1-211 1 TD.

RECEIVING: BCU — Jackson 2-29, Cleckley 2-27, Stroud 2-17, Poole 1-20, Gordon 1-16, Virgin 1-10, Harris 1-3. UM — Dorsett 6-49, Du. Johnson 3-57 1 TD, Scott 2-36, Dye 2-10, Lewis 2-9, Walford 2-8, Da. Johnson 1-20, James 1-14, Hagens 1-8.



INTERCEPTIONS: BCU — Burke 1-0. UM — D. Crawford 1-9.

FUMBLES: BCU — Wilson 1-1. UM — Dorsett 1-1.

SACKS (UA-A): BCU — None. UM — McCord 2.0-15, D. Smith 1.0-3.

TACKLES (UA-A): BCU — Fields 6-1, Addison 4-3, Howard 4-1, Lane 3-2, Marcellon 3-2, Richardson 3-1. UM — Green 5-3, McCord 4-1, Chickillo 4-1, McGee 3-2, Perryman 3-1, Paul 2-2.

GAME RECAPS

GAME 4 • ATLANTA, GA. • BOBBY DODD STADIUM (OT)		
	 MIAMI	42
	 RV/RV GEORGIA TECH	36
SCAN QR CODE FOR: Photos, Stats, Interviews, Highlights, Game Replay		

GAME NOTES

- Miami defeated Georgia Tech for the fourth consecutive meeting.
- It was the first overtime win for the Hurricanes since defeating Virginia, 24-17, in Charlottesville on Nov. 1, 2008.
- Miami had 609 yards of total offense, the first time reaching 600 since racking up 629 against McNeese State in 2000.
- Miami was credited with a safety in the first quarter. It was the Canes' first safety since Sept. 17, 2009 when GT's Chandler Anderson kicked an errant snap through the back of the end zone.
- The Canes led 19-0 after the first quarter — the biggest lead after the opening period since leading Charleston Southern, 21-0, on Aug. 28, 2008. It was the largest margin over an ACC opponent after one since going up 21-0 over Wake Forest on Nov. 20, 2004.
- Sophomore WR **Phillip Dorsett** established career bests for receptions (9) and receiving yards (184).
- Junior QB **Stephen Morris** threw for a career-best 436 yards, the first 400-yard passing game by a UM quarterback since **Ken Dorsey** (422) at West Virginia in 2002.
- Senior RB **Mike James** scored a career-high four touchdowns in the game (three rushing, one receiving). James rushed for a career-high 89 yards on 15 carries.

STATISTICS

SCORING	1	2	3	4	OT	F
Miami	19	0	3	14	6	42
Georgia Tech	0	22	14	0	0	36

SCORING SUMMARY

1st	14:03	UM	Dorsett 65 pass from Morris (Wieclaw kick)
	4:11	UM	Wieclaw 38 FG
	4:11	UM	Team safety
	0:00	UM	James 1 run (Wieclaw kick)
2nd	11:23	GT	Smith 8 run (Scully kick)
	9:05	GT	Washington 2 run (Scully kick)
	3:39	GT	Washington 10 run (Godhigh pass from Washington)
3rd	13:09	GT	Zenon 35 run (Scully kick)
	10:06	GT	Washington 2 run (Scully kick)
	4:25	UM	Wieclaw 23 FG
4th	13:41	UM	James 15 run (Wieclaw kick)
	0:27	UM	James 10 pass from Morris (Wieclaw kick)
OT	15:00	UM	James 25 run

TEAM STATISTICS

	UM	GT
FIRST DOWNS	30	18
RUSHES-YARDS (NET)	32-173	58-287
PASSING YDS (NET)	436	132
Passes Comp-Att-Int	31-52-1	3-8-0
TOTAL OFFENSE PLAYS-YARDS	84-609	66-419
Fumble Returns-Yards	0-0	0-0
Punt Returns-Yards	2-18	2-84
Kickoff Returns-Yards	5-101	6-93
Interception Returns-Yards	0-0	1-0
Punts (Number-Avg)	3-40.0	5-44.0
Fumbles-Lost	1-1	0-0
Penalties-Yards	8-66	5-35
Possession Time	29:37	30:17
Third-Down Conversions	11-16	6-13
Fourth-Down Conversions	0-0	0-2
Red-Zone Scores-Chances	4-5	4-5

INDIVIDUAL STATISTICS

RUSHING: UM — James 15-89 3 TD, Du. Johnson 13-72, Morris 2-10, Clements 1-4, Team 1-2. GT — Laskey 15-82, Godhigh 6-59, Zenon 6-57 1 TD, Washington 20-47 3 TD, Smith 7-22 1 TD, Bostic 2-15, Lee 1-3, Sims 1-2.

PASSING: UM — Morris 31-52-1-436 2 TD. GT — Washington 3-8-0-132.




RECEIVING: UM — Dorsett 9-184 1 TD, Da. Johnson 7-107, Du. Johnson 4-38, Scott 3-48, James 3-24 1 TD, Walford 2-13, Hurns 2-10, Lewis 1-2. GT — Zenon 2-74, Greene 1-58.

INTERCEPTIONS: GT — Thomas.

FUMBLES: UM — Dorsett 1-1.

SACKS (UA-A): UM — Chickillo 1-0.

TACKLES (UA-A): UM — E. Johnson 6-3, Chickillo 7-0, Gaines 5-2, McGee 5-1, Rodgers II 5-1, Cornileus 4-2, Green 3-2. GT — Nealy 6-2, Johnson 4-4, Watts 6-0, Sweeting 4-2, Cross 4-1, Thomas 3-2.

GAME 5 • MIAMI GARDENS, FLA. • SUN LIFE STADIUM		
	 NC STATE	37
	 RV/RV MIAMI	44
SCAN QR CODE FOR: Photos, Stats, Interviews, Highlights, Game Replay		

GAME NOTES

- With the win, Miami has its first three-game winning streak under second-year head coach **Al Golden** and first since the 2009 season.
- The Hurricanes started 3-0 in the ACC for the first time since 2004 — the first season in the conference.
- Miami has its first 4-1 start to the season since 2009.
- Miami's defense recorded a safety in back-to-back games for the first time since 2008 (Florida State - Oct. 4 & UCF - Oct. 11).
- With 651 yards of total offense, the Canes recorded more than 400 yards of offense in three straight games. The 651 yards are third-most in UM history.
- Junior QB **Stephen Morris** threw for a Miami and ACC record 566 yards and a school-record-tying 5 TDs. Morris became the first UM QB to throw 5 TDs since Kyle Wright at Wake Forest in 2005.
- Sophomore WR **Phillip Dorsett** reeled in 191 yards and two TDs on seven catches against NC State, including the eventual game-winning 62-yard TD with 19 seconds remaining.
- Sophomore MLB **Gianni Paul** racked up a career-high 11 tackles in his career-first start.

STATISTICS

SCORING	1	2	3	4	OT	F
NC State	7	7	7	16	—	37
Miami	23	0	7	14	—	44

SCORING SUMMARY

1st	9:29	ST	Creedy 1 run (Sade kick)
	8:40	UM	Hurns 14 pass from Morris (Wieclaw kick)
	8:28	UM	Hamilton safety
	6:52	UM	Dorsett 24 pass from Morris (Wieclaw kick)
	4:18	UM	Scott 76 pass from Morris (Wieclaw kick)
2nd	14:56	ST	Creedy 7 pass from Glennon (Sade kick)
3rd	8:14	ST	Underwood 4 pass from Glennon (Sade kick)
	0:54	UM	Du. Johnson 4 run (Wieclaw kick)
4th	10:24	ST	Underwood 28 pass from Glennon (kick failed)
	8:00	UM	Scott 13 pass from Morris (Wieclaw kick)
	5:43	ST	Smith 6 pass from Glennon (Sade kick)
	1:58	ST	Sade 50 FG
	0:19	UM	Dorsett 62 pass from Morris (Wieclaw kick)

TEAM STATISTICS

	ST	UM
FIRST DOWNS	30	26
RUSHES-YARDS (NET)	46-224	32-85
PASSING YDS (NET)	440	566
Passes Comp-Att-Int	24-42-2	26-49-1
TOTAL OFFENSE PLAYS-YARDS	88-664	81-651
Fumble Returns-Yards	0-0	2-39
Punt Returns-Yards	1-3	1-6
Kickoff Returns-Yards	6-112	2-43
Interception Returns-Yards	1-0	2-0
Punts (Number-Avg)	4-40.8	8-40.6
Fumbles-Lost	5-4	0-0
Penalties-Yards	14-100	4-20
Possession Time	33:22	26:38
Third-Down Conversions	4-12	6-18
Fourth-Down Conversions	2-2	1-1
Red-Zone Scores-Chances	4-5	3-5

INDIVIDUAL STATISTICS

RUSHING: NCSU — Creedy 19-120 1 TD, Thornton 17-87, Barnes 7-44, Team 1-8, Glennon 2-19. UM — Du. Johnson 12-39 1 TD, James 13-31, Dorsett 1-5, Botts 1-4, Clements 1-4, Morris 4-2.

PASSING: NCSU — Glennon 24-42-2 440 4 TD. UM — Morris 26-49-1 566 5 TD.



RECEIVING: NCSU — Palmer 5-94, Smith 3-86 1 TD, Underwood 3-50 2 TD, Creedy 3-16 1 TD, Payton 2-83, Watson 2-29, Carter 2-28, Talbert 1-19, Thornton 1-14, Barnes 1-13, Winkles 1-8. UM — Dorsett 7-191 2 TD, Scott 6-180 2 TD, James 3-53, Du. Johnson 3-24, Hurns 2-54 1 TD, Waters 2-14, Da. Johnson 1-41, Clements 1-5, Walford 1-4.

INTERCEPTIONS: NCSU — Lucas 1-0. UM — Highsmith 1-0, Finnie 1-0.

FUMBLES: NCSU — Palmer 1-1, Team 1-0, Thornton 1-1, Glennon 1-1, Barnes 1-1.

SACKS (UA-A): NCSU — Cato-Bishop 1-0. UM — E. Johnson 1-0, Cain 1-0.

TACKLES (UA-A): NCSU — Noel 10-0, Wolff 7-3, Bishop 6-0, Dowdy 2-4, Johnson 3-1, Lucas 3-1. UM — Paul 8-3, Highsmith 5-3, E. Johnson 6-1, Green 4-3, Fentress 4-1, Rodgers II 4-1.

GAME 6 • CHICAGO, ILL. • SOLDIER FIELD		
	 RV/RV MIAMI	3
	 9/10 NOTRE DAME	41
SCAN QR CODE FOR: Photos, Stats, Interviews, Highlights, Game Replay		

GAME NOTES

- Miami became the first team during the 2012 season to score first-quarter points on the Notre Dame defense. The Canes became the first team since Stanford in 2011 to score in the first quarter after **Jake Wieclaw** hit a 28-yard FG on UM's second drive of the game.
- Redshirt freshman DL **Corey King** made his career-first start.
- True freshman LB **Raphael Kirby** made the first appearance of his college career. Kirby missed the first five games of the season with a lower extremity injury.
- Senior DB **Brandon McGee** set a career high with nine total tackles on the night (eight solo, one assisted).
- Freshman DB **Deon Bush** was credited with two forced fumbles in the game.

STATISTICS

SCORING	1	2	3	4	OT	F
Miami	3	0	0	0	—	3
Notre Dame	7	6	21	7	—	41

SCORING SUMMARY

1st	9:28	ND	Riddick 1 run (Brindza kick)
	5:32	UM	Wieclaw 28 FG
2nd	14:10	ND	Brindza 22 FG
	5:07	ND	Brindza 32 FG
3rd	11:57	ND	Wood 2 run (Brindza kick)
	2:53	ND	Wood 3 run (Brindza kick)
	0:23	ND	Atkinson 55 run (Brindza kick)
4th	1:06	ND	McDaniel 1 run (Brindza kick)

TEAM STATISTICS

	UM	ND
FIRST DOWNS	13	34
RUSHES-YARDS (NET)	18-84	51-375
PASSING YDS (NET)	201	211
Passes Comp-Att-Int	18-35-0	19-26-0
TOTAL OFFENSE PLAYS-YARDS	53-285	77-587
Fumble Returns-Yards	0-0	0-0
Punt Returns-Yards	0-0	1-0
Kickoff Returns-Yards	6-119	1-13
Interception Returns-Yards	0-0	0-0
Punts (Number-Avg)	5-42.2	1-32.0
Fumbles-Lost	0-0	2-0
Penalties-Yards	9-76	4-25
Possession Time	20:52	39:08
Third-Down Conversions	4-12	5-11
Fourth-Down Conversions	0-1	1-1
Red-Zone Scores-Chances	0-0	0-0

INDIVIDUAL STATISTICS

RUSHING: UM — James 6-28, D. Johnson 8-22, Clements 2-20, Morris 2-14. ND — Atkinson 10-123, Wood 18-118, McDaniel 11-55, Golson 6-51, Riddick 5-21, Toma 1-8.

PASSING: UM — Morris 18-35-0-201. ND — Golson 17-22-0-186, Rees 2-4-0-25.

RECEIVING: UM — Da. Johnson 4-68, Scott 4-33, D. Johnson 3-35, James 2-8, Walford 1-28, Hagens 1-11, Hurns 1-7, Dorsett 1-6, Waters 1-5. ND — Jones 4-45, Daniels 3-48, Riddick 3-15, Eiffert 2-31, Toma 2-22, Wood 2-9, McDaniel 1-21, Goodman 1-13, Niklas 1-7.

INTERCEPTIONS: None.

FUMBLES: UM — None. ND — Wood 1-0, Golson 1-0.

SACKS (UA-A): None.

TACKLES (UA-A): UM — McGee 8-1, Paul 4-5, Perryman 7-1, Rodgers II 1-4, Kirby 1-4, E. Johnson 4-0, Bush 3-1, Armbrister 1-3. ND — Te'o 8-2, Russell 2-4, Fox 1-4, Calabrese 2-1, Shumate 2-1, Council 2-1, Lewis-Moore 1-2.

GAME RECAPS

GAME 7 • MIAMI GARDENS, FLA. • SUN LIFE STADIUM			
		NORTH CAROLINA	18
		MIAMI	14
SCAN QR CODE FOR: Photos, Stats, Interviews, Highlights, Game Replay			

GAME NOTES

- **Mike James** established career highs for rushing attempts (22) and rushing yards (96). His previous highs were 89 yards on 15 carries at Georgia Tech earlier this season.
- **Denzel Perryman** notched double-digit tackles for the first time this season with a career-high-tying 11 total stops, including nine solo tackles. He also added 3 tackles for loss.
- In the fourth quarter, sophomore QB **Ryan Williams** entered the game for an injured **Stephen Morris**. Williams completed 9-of-13 passes for 80 yards, including a 21-yard pass to **Rashawn Scott**.
- **Ladarius Gunter** collected eight tackles against the Tar Heels, a career high. His previous best was four vs. NC State on Sept. 29.
- James scored Miami's first touchdown of the game, a 1-yard rush in the second quarter. The TD was James' 18th career TD (15th rushing) and his fifth TD of the season.
- In the first quarter, LB **Eddie Johnson** recorded his career-first INT, returning it for 24 yards.

STATISTICS

SCORING	1	2	3	4	OT	F
North Carolina	7	8	3	0	-	18
Miami	0	7	7	0	-	14

SCORING SUMMARY

1st	9:15	NC	Bernard	10 run (Barth kick)
2nd	5:32	UM	James	1 run (Wieclaw kick)
	2:57	NC	Bernard	17 run (Ebron pass from Hibbard)
3rd	5:06	UM	Morris	5 run (Wieclaw run)
	1:51	NC	Barth	48 FG

TEAM STATISTICS

	UNC	UM
FIRST DOWNS	30	26
RUSHES-YARDS (NET)	44-272	45-180
PASSING YDS (NET)	214	235
Passes Comp-Att-Int	25-40-1	21-39-2
TOTAL OFFENSE PLAYS-YARDS	84-486	84-415
Fumble Returns-Yards	0-0	0-0
Punt Returns-Yards	1-26	0-0
Kickoff Returns-Yards	3-40	4-90
Interception Returns-Yards	2-0	1-24
Punts (Number-Avg)	4-43.2	3-33.0
Fumbles-Lost	0-0	0-0
Penalties-Yards	15-140	7-54
Possession Time	29:42	30:18
Third-Down Conversions	6 of 15	6 of 15
Fourth-Down Conversions	1 of 1	2 of 5
Red-Zone Scores-Chances	2-4	2-2

INDIVIDUAL STATISTICS

- RUSHING:** UNC — Bernard 27-177 2 TD, Morris 10-77, Blue 4-14, Renner 2-5, Team 1--1. UM — James 22-96 1 TD, Du. Johnson 14-47, Morris 7-40 1 TD, Hagens 1-3, Williams 1-6.
- PASSING:** UNC — Renner 25-40-1-214. UM — Morris 12-26-2-155, Williams 9-13-0-80.
- RECEIVING:** UNC — Highsmith 8-57, Ebron 7-87, Bernard 4-36, Boyd 2-2, Tabb 1-13, Davis 1-10, Platt 1-10, Morris 1--1. UM — Scott 6-72, James 4-29, Hurns 3-44, Dorsett 3-33, Da. Johnson 2-31, Walford 1-11, Dye 1-9, Hagens 1-6.
- INTERCEPTIONS:** UNC — Boston 1-0, Rashad 1-0. UM — E. Johnson 1-24.
- FUMBLES:** UNC — None. UM — None.
- SACKS (UA-A):** UNC — Heffernan 1.0-6, Jackson 1.0-2. UM — None.
- TACKLES (UA-A):** UNC — Heffernan 6-0, Guy 5-1, Boston 5-1, Price 5-1, Robinson 5-0, Shankle 5-0. UM — Perryman 9-2, Gunter 8-0, Rodgers II 5-0, McGee 4-0, Gaines 3-1, Pierre 3-1.

GAME 8 • MIAMI GARDENS, FLA. • SUN LIFE STADIUM			
		14 FLORIDA STATE	33
		MIAMI	20
SCAN QR CODE FOR: Photos, Stats, Interviews, Highlights, Game Replay			

GAME NOTES

- Miami celebrated its 78th Homecoming game, falling to 50-26-2 in those games and snapping a four-game HC win streak.
- **Mike James's** 9-yard TD run in the first quarter put Miami on top 7-0, only the second time this season the Canes put points on the board first (Georgia Tech.)
- James reeled in eight catches for 75 yards — both team and career highs.
- LB **Denzel Perryman** collected a season-high 12 tackles, including a career-best-tying nine solo stops.
- QB **Stephen Morris** notched his career-first reception on a six-yard pass from **Phillip Dorsett** (his second career pass).
- DB **Brandon McGee** recorded his first sack of the season and second of his career.
- LB **Gabe Terry** tallied his career-first tackle, a solo takedown.

STATISTICS

SCORING	1	2	3	4	OT	F
Florida State	3	10	3	17	-	33
Miami	10	0	3	7	-	20

SCORING SUMMARY

1st	11:06	UM	James	9 run (Wieclaw kick)
	7:32	UM	Wieclaw	19 FG
	1:00	FSU	Hopkins	33 FG
2nd	9:14	FSU	Wilder	17 run (Hopkins kick)
	0:03	FSU	Hopkins	46 FG
3rd	6:07	FSU	Hopkins	35 FG
	0:19	UM	Wieclaw	27 FG
4th	11:53	FSU	Freeman	3 run (Hopkins kick)
	6:13	FSU	Hopkins	48 FG
	2:45	FSU	Freeman	5 run (Hopkins kick)
	0:47	UM	Scott	8 pass from Morris (Wieclaw kick)

TEAM STATISTICS

	FSU	UM
FIRST DOWNS	23	14
RUSHES-YARDS (NET)	41-218	21-29
PASSING YDS (NET)	229	229
Passes Comp-Att-Int	21-31-0	26-44-1
TOTAL OFFENSE PLAYS-YARDS	72-447	65-258
Fumble Returns-Yards	1-7	1-5
Punt Returns-Yards	1--1	0-0
Kickoff Returns-Yards	3-77	1-16
Interception Returns-Yards	1-37	0-0
Punts (Number-Avg)	3-33.3	6-44.2
Fumbles-Lost	5-2	1-1
Penalties-Yards	12-121	4-25
Possession Time	34:34	25:26
Third-Down Conversions	3 of 10	4 of 16
Fourth-Down Conversions	0 of 0	2 of 3
Red-Zone Scores-Chances	6-6	4-4

INDIVIDUAL STATISTICS

- RUSHING:** FSU — Freeman 10-70 2 TD, Wilder 8-49 1 TD, Thompson 7-47, Manuel 11-34, Pryor 2-30, Team 2--3, Haggins 1--9. UM — D. Johnson 9-27, James 7-25 1 TD, Morris 5--23.
- PASSING:** FSU — Manuel 21-31-0-229. UM — Morris 25-43-1-223 1 TD, Dorsett 1-1-0-6.
- RECEIVING:** FSU — Greene 7-49, Wilder 3-14, Thompson 2-47, Shaw 2-28, Dent 2-20, Pryor 2-13, Benjamin 1-39, Smith 1-11, O'Leary 1-8. UM — James 8-75, Scott 5-31 1 TD, Hurns 3-21, D. Johnson 3-19, Da. Johnson 2-49, Dorsett 2-15, Walford 2-13, Morris 1-6.
- INTERCEPTIONS:** FSU — Hunter 1-37.
- FUMBLES:** FSU — Greene 2-0, O'Leary 1-1, Haggins 1-1, Manuel 1-0. UM — Morris 1-1.
- SACKS (UA-A):** FSU — Smith 1-0, Carradine 1-0, Werner 1-1, Edwards 0-1. UM — McGee 1-0, McCord 1-0.
- TACKLES (UA-A):** FSU — Smith 7-1, Carradine 5-2, Jones 3-2, Darby 3-0, Williamd 3-0. UM — Perryman 9-3, Rodgers II 4-4, Green 4-4, Gaines 5-1, McGee 2-3, Highsmith 2-3.

GAME 9 • MIAMI GARDENS, FLA. • SUN LIFE STADIUM			
		VIRGINIA TECH	12
		MIAMI	30
SCAN QR CODE FOR: Photos, Stats, Interviews, Highlights, Game Replay			

GAME NOTES

- RB **Duke Johnson** notched his second 100-yard rushing game of the season, collecting 100 yards. All of Johnson's first-half yards came from one rush.
- CB **Ladarius Gunter** and LB **James Gaines** each reeled in their career-first interceptions.
- LB **Gabe Terry** blocked a VT punt and **Rayshawn Jenkins** recovered it, marking the first time UM has had a blocked punt since 2008 against UCF.
- DL **Luther Robinson** recovered a fumble on the UM 3 yard line, the first FR of his career.
- DL **Olsen Pierre** recorded his career-first sack, a loss of eight yards.
- LB **Eddie Johnson** notched his first game with double-digit tackles with 11.

STATISTICS

SCORING	1	2	3	4	OT	F
Virginia Tech	3	9	0	0	-	12
Miami	14	6	0	10	-	30

SCORING SUMMARY

1st	8:33	UM	Hurns	16 pass from Morris (Wieclaw kick)
	2:14	VT	Journell	22 FG
	1:15	UM	James	16 pass from Morris (Wieclaw kick)
2nd	10:39	VT	Thomas	73 run (Journell kick)
	9:08	UM	Wieclaw	22 FG
	3:28	UM	Wieclaw	31 FG
	0:00	VT	Journell	20 FG
4th	7:38	UM	Du. Johnson	7 run (Wieclaw kick)
	2:54	UM	Wieclaw	37 FG




TEAM STATISTICS

	VT	UM
FIRST DOWNS	24	15
RUSHES-YARDS (NET)	45-222	28-157
PASSING YDS (NET)	199	190
Passes Comp-Att-Int	19-37-2	14-30-0
TOTAL OFFENSE PLAYS-YARDS	82-421	58-347
Fumble Returns-Yards	0-0	0-0
Punt Returns-Yards	5-26	4-23
Kickoff Returns-Yards	6-185	2-118
Interception Returns-Yards	0-0	2-17
Punts (Number-Avg)	5-39.6	7-43.9
Fumbles-Lost	2-1	0-0
Penalties-Yards	2-20	8-55
Possession Time	34:21	25:39
Third-Down Conversions	9 of 20	1 of 12
Fourth-Down Conversions	0 of 1	1 of 1
Red-Zone Scores-Chances	2-4	6-6

INDIVIDUAL STATISTICS

- RUSHING:** VT — Thomas 22-124 1 TD, Gregory 10-50, Holmes 8-25, Coleman 5-23. UM — Du. Johnson 11-100 1 TD, James 15-50, Morris 2-7.
- PASSING:** VT — Thomas 19-37-2-199. UM — Morris 13-28-0-170 2 TD, Crawford 0-1-0-0, Dorsett 1-1-0-20.
- RECEIVING:** VT — Malleck 4-58, Roberts 4-47, Fuller 4-44, Davis 3-43, Knowles 1-6, Gregory 1-4, Coleman 1-2, Dunn 1-5. UM — Scott 3-50, Walford 2-56, Dorsett 2-27, Hurns 2-21 1 TD, Du. Johnson 2--1, Morris 1-20, James 1-16 1 TD, Hagens 1-1.
- INTERCEPTIONS:** VT — None. UM — Gunter 1-15, Gaines 1-2.
- FUMBLES:** VT — Gregory 1-1. UM — None.
- SACKS (UA-A):** VT — None. UM — Pierre 1-0.
- TACKLES (UA-A):** VT — Tyler 4-4, Jarrett 4-1, Nicolas 4-0, Bonner 3-1, Fuller 3-1, Vandyke 2-0, Wilson 2-0. UM — E. Johnson 6-5, Paul 8-0, Gaines 4-3, Green 4-3, Rodgers II 4-1, Armbrister 4-0, Jenkins 4-0.

GAME RECAPS

GAME 10 • CHARLOTTESVILLE, VA. • SCOTT STADIUM			
		MIAMI	40
		VIRGINIA	41
<small>SCAN QR CODE FOR: Photos, Stats, Interviews, Highlights, Game Replay</small>			

GAME NOTES

- Freshman **Duke Johnson** amassed a school-record 373 all-purpose yards at Virginia. His 373 yards are the fourth-most in ACC history.
- Johnson also set a personal-best with 155 rushing yards.
- Johnson tossed a touchdown on his career-first pass, an 8-yard score to WR **Allen Hurns**, who finished with two TD catches.
- On Johnson's next touch after his TD pass, he raced 95 yards down the right sideline for a touchdown – his second kick return for a score this season. His two kick returns tie him for the most in school history with Tim Morgan (1973-76), Ottis Anderson (1975-78) and Devin Hester (2003-05).
- Johnson became only the third FBS player since 2000 with a TD pass and a kickoff return for a TD in a game – Charles Pauley (San Jose State) in 2002 and Eric Page (Toledo) in 2010.
- Miami defense picked up its third safety of the season in the fourth quarter.
- WR **Phillip Dorsett** recorded his third game with at least 100 yards receiving (103). He averaged 17.2 yards on six catches.
- LB **Gionni Paul** led Miami with a career-high 14 tackles, while LB **Jimmy Gaines** also set a career-high with 12 stops.

STATISTICS

SCORING	1	2	3	4	OT	F
Miami	14	10	7	9	–	40
Virginia	21	7	0	13	–	41

SCORING SUMMARY

- 1st 11:00 UVA Gooch 7 pass from Rocco (Jarrett kick)
 8:32 UM Hurns 8 pass from Du. Johnson (Wieclaw kick)
 5:33 UVA Jennings 6 pass from Rocco (Jarrett kick)
 5:21 UM Du. Johnson 95 kickoff return (Wieclaw kick)
 1:40 UVA Sims 6 run (Jarrett kick)
- 2nd 14:56 UM Hurns 12 pass from Morris (Wieclaw kick)
 8:16 UM Wieclaw 30 FG
 4:00 UVA Parks 3 run (Jarrett kick)
- 3rd 7:52 UM Walford 9 pass from Morris (Wieclaw kick)
- 4th 11:38 UM Dorsett 35 pass from Morris (Wieclaw kick)
 5:33 UVA Jennings 5 pass from Rocco (Jarrett kick)
 4:19 UM Team safety
 0:06 UVA McGee 10 pass from Rocco (Rocco pass failed)

TEAM STATISTICS	UM	UVA
FIRST DOWNS	21	28
RUSHES-YARDS (NET)	33-243	33-99
PASSING YDS (NET)	187	393
Passes Comp-Att-Int	18-26-0	40-52-1
TOTAL OFFENSE PLAYS-YARDS	59-430	85-492
Fumble Returns-Yards	0-0	0-0
Punt Returns-Yards	0-0	0-0
Kickoff Returns-Yards	6-231	5-123
Interception Returns-Yards	1-26	0-0
Punts (Number-Avg)	4-34.0	3-35.0
Fumbles-Lost	1-1	0-0
Penalties-Yards	6-42	6-35
Possession Time	23:46	36:14
Third-Down Conversions	4-10	9-14
Fourth-Down Conversions	1-1	1-1
Red-Zone Scores-Chances	4-4	6-6

INDIVIDUAL STATISTICS

- RUSHING:** UM – Du. Johnson 16-155, James 12-52, Morris 5-36.
 UVA – Parks 12-42, Jennings 1-21, Richardson 3-12, Jones 10-11, Rocco 4-7, Sims 3-6.
- PASSING:** UM – Morris 17-25-0-179, Du. Johnson 1-1-0-8 1 TD.
 UVA – Rocco 29-37-0-300, Sims 11-14-0-93, Jones 0-1-1-0.
- RECEIVING:** UM – Dorsett 6-103 1 TD, Hurns 4-37 2 TD, James 2-17, Walford 2-13 1 TD, Waters 1-8, Da. Johnson 1-6, Du. Johnson 1-4, Hagens 1-1. UVA – Terrell 9-132, Jennings 7-52 2 TD, Jones 7-37, Parks 4-36, McGee 4-26 1 TD, Smith 3-65, Scott 3-25, Gooch 1-7 1 TD, Phillips 1-6, Swanson 1-2.
- INTERCEPTIONS:** UM – McGee 1-26. UVA – None.
- FUMBLES:** UM – Morris 1-1. UVA – None.
- SACKS (UA-A):** UM – Chickillo 2-0. UVA – None.
- TACKLES (UA-A):** UM – Paul 7-7, Gaines 6-6, Jenkins 7-1, Chickillo 3-3, Armbrister 3-2, Finnie 3-2. UVA – Greer 7-6, Canady 7-2, Reynolds 4-5, Nicholson 3-3, Harris 3-2.

2012 MIAMI HURRICANES ROSTER

ALPHABETICAL ROSTER

NO	NAME	POS
34	Thurston Armbrister	LB
18	Chad Barnes	WR
54	JaWand Blue	LB
13	Dalton Botts	P
87	Jacoby Briscoe	DL
45	Ramon Buchanan	LB
79	Malcolm Bunche	OL
2	Deon Bush	DB
94	Kelvin Cain	DL
27	Ricky Carroll	P
81	Jonathan Carter	WR
71	Anthony Chickillo	DL
23	Eduardo Clements	RB
82	Asante Cleveland	TE
31	Tyrone Cornileus	LB
88	Zach Costa	K/P
47	Akil Craig	LB
39	Antonio Crawford	DB
25	Dallas Crawford	RB
16	Gray Crow	QB
12	Preston Dewey	QB
32	Danny Dillard	RB
4	Phillip Dorsett	WR
35	Nate Dortch	DB
48	Chris Dunckel	DL
49	Dyron Dye	TE
57	Nantambu Fentress	LB
70	Jon Feliciano	OL
20	Thomas Finnie	DB
74	Ereck Flowers	OL
55	Frank Gabriel	LS/LB
76	Taylor Gadbois	OL
59	James Gaines	LB
18	Matt Goudis	K
51	Shayon Green	DL
92	Jalen Grimble	DL
37	Ladarius Gunter	DB
33	Maurice Hagens	FB
99	Jelani Hamilton	DL
43	Sean Harvey	TE
77	Seantrel Henderson	OL
30	A.J. Highsmith	DB
97	Dwayne Holett	DL
11	Larry Hope	DB
3	Tracy Howard	DB
26	Darris Hughes	RB
1	Allen Hurns	WR
37	Alex Irastorza	WR
63	Danny Isidora	OL
66	Dequan Ivery	DL
5	Mike James	RB
29	Rayshawn Jenkins	DB
24	Davon Johnson	WR
8	Duke Johnson	RB
44	Eddie Johnson	LB
55	Ben Jones	OL
15	D'Mauri Jones	WR
61	Paul Kelly	LS
87	Garrett Kidd	WR
67	Corey King	DL
56	Raphael Kirby	LB
68	Jeremy Lewis	OL
9	Malcolm Lewis	WR
65	Brandon Linder	OL
6	Robert Lockhart Jr.	WR
69	Eduardo Lopez	OL
17	Tyriq McCord	DL
62	Shane McDermott	OL
21	Brandon McGee	DB
60	Sean McNally	LS
24	Joey McNeill	WR
72	Earl Moore	DL

NUMERICAL ROSTER

NO	NAME	POS	HT	WT	CL.-EXP	HOMETOWN / HIGH SCHOOL (PREVIOUS SCHOOL)
1	Allen Hurns	WR	6-3	195	Jr.-2L	Miami, Fla. / Carol City
2	Deon Bush	DB	6-1	195	Fr.-HS	Miami, Fla. / Columbus
3	Tracy Howard	DB	5-11	185	Fr.-HS	Miramar, Fla. / Miramar
4	Phillip Dorsett	WR	5-9	187	So.-1L	Fort Lauderdale, Fla. / St. Thomas Aquinas
5	Mike James	RB	5-11	222	Sr.-3L	Haines City, Fla. / Ridge Community
6	Robert Lockhart Jr.	WR	6-1	188	Fr.-HS	Delray Beach, Fla. / Fork Union (Va.) Military Academy
7	Vaughn Telemaque	DB	6-2	202	RSr.-3L	Long Beach, Calif. / Long Beach Poly
8	Duke Johnson	RB	5-9	188	Fr.-HS	Miami, Fla. / Miami Norland
9	Malcolm Lewis	WR	6-0	192	Fr.-HS	Miramar, Fla. / Mirama
11	Larry Hope	DB	6-0	183	Fr.-HS	Miami, Fla. / American Heritage
11	Ryan Williams	QB	6-6	223	RSo.-SQ	Pembroke Pines, Fla. / Miramar (Memphis)
12	Preston Dewey	QB	6-2	208	Fr.-HS	Austin, Texas / St. Andrew's Episcopal School
13	Dalton Botts	P	6-3	207	Sr.-1L	Taft, Calif. / Taft Union (Moorpark CC)
15	D'Mauri Jones	WR	6-4	190	Fr.-HS	Leesburg, Fla. / Leesburg
16	Gray Crow	QB	6-3	222	Fr.-HS	Clearwater, Fla. / Countryside
17	Stephen Morris	QB	6-2	214	Jr.-2L	Miami, Fla. / Monsignor Pace
17	Tyriq McCord	DL	6-3	236	Fr.-HS	Tampa, Fla. / Jefferson
18	Chad Barnes	WR	5-8	170	RJr.-SQ	Weston, Fla. / Cypress Bay
18	Matt Goudis	K	6-0	172	RFr.-SQ	West Hills, Calif. / Chaminade
19	David Thompson	QB	6-2	207	Fr.-HS	Miami, Fla. / Westminster Christian
20	Thomas Finnie	DB	5-10	185	So.-1L	Miami, Fla. / Miami Central
21	Brandon McGee	DB	6-0	197	Sr.-3L	Plantation, Fla. / Plantation
22	Kacy Rodgers II	DB	6-2	212	Jr.-2L	Southlake, Texas / Southlake Carroll
23	Eduardo Clements	RB	5-9	192	Jr.-2L	Miami, Fla. / Booker T. Washington
24	Davon Johnson	WR	6-0	184	RSr.-3L	Miami, Fla. / Booker T. Washington
24	Joey McNeill	WR	5-10	172	RSo.-SQ	Newton, Pa./The Pennington School
25	Dallas Crawford	RB	5-10	190	RFr.-SQ	Fort Myers, Fla. / South Fort Myers
26	Darris Hughes	RB	5-10	195	So.-SQ	Clewiston, Fla./Clewiston
27	Ricky Carroll	P	6-3	185	Jr.-TR	Mission Viejo, Calif. / Mission Viejo (Orange Coast College)
28	Andrew Swasey	DB	5-10	198	RSr.-1L	Miami, Fla. / Miami Carol City Senior (Coffeyville JC)
28	Shawn O'Dare	WR	5-10	189	RJr.-SQ	Vero Beach, Fla. / Vero Beach (Jacksonville University)
29	Rayshawn Jenkins	DB	6-1	203	Fr.-HS	St. Petersburg, Fla. / Admiral Farragut Academy
30	A.J. Highsmith	DB	6-0	208	RJr.-2L	Missouri City, Texas / Hightower
31	Tyrone Cornileus	LB	6-2	215	Jr.-2L	Stone Mountain, Ga. / Stephenson
32	Danny Dillard	RB	6-2	225	Fr.-HS	Bradenton, Fla. / Venice
33	Maurice Hagens	FB	5-11	238	Jr.-2L	Riverview, Fla. / Tampa Bay Tech
34	Thurston Armbrister	LB	6-3	222	So.-SQ	Hollywood, Fla. / Hollywood Hills
35	Nate Dortch	DB	5-11	175	Fr.-HS	Fort Myers, Fla. / South Fort Myers
36	Gionni Paul	LB	6-0	230	So.-1L	Lakeland, Fla. / Kathleen
37	Alex Irastorza	WR	6-3	190	RJr.-TR	Miami, Fla. / Christopher Columbus (Marist College)
37	Ladarius Gunter	DB	6-2	196	RSo.-TR	Montgomery, Ala. / Jefferson Davis (Fort Scott CC)
38	Jordan Tolson	DB	6-1	192	RSo.-SQ	Inglewood, Calif. / Harvard-Westlake School
39	Antonio Crawford	DB	5-11	188	Fr.-HS	Tampa, Fla. / H.B. Plant
40	Jake Wieclaw	K	6-2	197	RSr.-1L	New Lenox, Ill. / Lincoln Way Central
43	Sean Harvey	TE	6-4	260	RSo.-SQ	Largo, Fla. / Indian Rock Christian (UCF)
44	Eddie Johnson	LB	6-1	238	RFr.-SQ	Selma, Ala. / North Atlanta (Ga.)..
45	Ramon Buchanan	LB	6-1	228	RSr.-3L	Melbourne, Fla. / Palm Bay
46	Ricky Perez	K	5-8	182	Fr.-HS	Miami, Fla. / Dr. Krop
46	Clive Walford	TE	6-4	248	RSo.-1L	Belle Glade, Fla. / Glades Central
47	Akil Craig	LB	6-1	226	RJr.-SQ	Tampa, Fla. / Tampa Jesuit
48	Chris Dunckel	DL	6-3	260	RSr.-3L	Bethesda, Md. / St. John's College
48	Brandon Yosha	RB	6-0	183	Fr.-HS	Carmel, Ind. / Cathedral
49	Dyron Dye	TE	6-5	258	RJr.-2L	Sanford, Fla. / Seminole
51	Shayon Green	DL	6-3	260	RJr.-2L	Tifton, Ga. / Tifton County
52	Denzel Perryman	LB	6-0	230	So.-1L	Coral Gables, Fla. / Coral Gables
54	JaWand Blue	LB	6-0	210	Fr.-HS	Boca Raton, Fla. / West Boca Raton
55	Frank Gabriel	LS/LB	6-3	215	Fr.-HS	Monmouth Beach, N.J. / Red Bank Catholic
55	Ben Jones	OL	6-5	315	RSr.-1L	Miami, Fla. / Miami Northwestern
56	Raphael Kirby	LB	6-0	223	Fr.-HS	Stone Mountain, Ga. / Stephenson
57	Nantambu-Akil Fentress	LB	5-9	205	So.-1L	Nashville, Tenn. / Ensworth
58	Gabriel Terry	LB	6-3	215	Fr.-HS	Wellington, Fla. / Palm Beach Central
59	James Gaines	LB	6-3	232	Jr.-2L	Getzville, N.Y. / Canisius
60	Sean McNally	LS	5-10	208	RJr.-SQ	Bakersfield, Calif. / Garces Memorial (Bakersfield College)
61	Paul Kelly	LS	6-1	262	RSr.-TR	Davie, Fla. / Archbishop McCarthy (John Carroll University)
62	Shane McDermott	OL	6-4	296	RSo.-1L	Lake Worth, Fla. / Palm Beach Central
63	Danny Isidora	OL	6-4	312	Fr.-HS	Weston, Fla. / Cypress Bay HS

2012 MIAMI HURRICANES ROSTER

NUMERICAL ROSTER

NO	NAME	POS	HT	WT	CL.-EXP	HOMETOWN / HIGH SCHOOL (PREVIOUS SCHOOL)
64	Hunter Wells	OL	6-4	300	RFr.-SQ	Canton, Ill. / Canton HS
65	Brandon Linder	OL	6-6	312	Jr.-2L	Southwest Ranches, Fla. / St. Thomas Aquinas
66	Dequan Ivery	DL	6-1	303	Fr.-HS	Lake City, Fla. / Florida Columbia HS
67	Corey King	DL	6-1	292	RFr.-SQ	Boca Raton, Fla. / West Boca Raton HS
68	Jeremy Lewis	OL	6-4	312	RSr.-2L	West Palm Beach, Fla. / Palm Beach Lakes HS
69	Eduardo Lopez	OL	6-0	275	RJr.-SQ	Miami, Fla. / Southwest Miami HS
70	Jon Feliciano	OL	6-5	314	RSo.-1L	Davie, Fla. / Western HS
71	Anthony Chickillo	DL	6-4	265	So.-1L	Tampa, Fla. / Alonso HS
72	Earl Moore	DL	6-1	300	Fr.-HS	Tampa, Fla. / Hillsborough HS
74	Ereck Flowers	OL	6-6	314	Fr.-HS	Miami, Fla. / Miami Norland HS
75	Jared Wheeler	OL	6-5	312	RJr.-1L	Hollywood, Fla. / American Heritage HS
76	Taylor Gadbois	OL	6-8	310	Fr.-HS	Dallas, Ga. / East Paulding HS (Fork Union Military Academy)
77	Seantrel Henderson	OL	6-8	340	Jr.-2L	St. Paul, Minn. / Cretin-Derham Hall HS
79	Malcolm Bunche	OL	6-7	323	RSo.-1L	Newark, Del. / Newark HS
80	Rashawn Scott	WR	6-2	202	So.-1L	Melbourne, Fla. / Melbourne Central HS
81	Jontavious Carter	WR	6-2	203	Fr.-HS	Cordele, Ga. / Crisp County HS
82	Asante Cleveland	TE	6-5	260	Jr.-2L	Sacramento, Calif. / Christian Brothers HS
83	Kendal Thompkins	WR	5-10	184	RSr.-3L	Miami, Fla. / Miami Northwestern HS
84	Cory White	TE	6-6	278	RJr.-1L	Orange Park, Fla. / Fleming Island HS
85	David Perry	TE	6-7	265	RSo.-SQ	Pembroke Pines, Fla. / University School HS
86	Herb Waters	WR	6-2	185	Fr.-HS	Homestead, Fla. / Homestead HS
87	Garrett Kidd	WR	6-2	186	RFr.-SQ	Midland, Mich. / Herbert HS
87	Jacoby Briscoe	DL	6-5	312	Fr.-HS	Lafayette, La. / Carencro HS
88	Zach Costa	K/P	6-2	209	Fr.-HS	Hillsdale, N.J. / Pascack Valley HS
88	Ronald Regula	LS/TE	6-2	225	RSo.-SQ	Miami, Fla. / Palmetto HS (Mount St. Joseph)
90	Ricardo Williams	DL	6-5	251	RFr.-SQ	Homestead, Fla. / Homestead Senior HS
91	Olsen Pierre	DL	6-4	296	So.-1L	Rahway, N.J. / Fork Union (Va.) Military Academy
92	Jalen Grimble	DL	6-2	292	So.-1L	Las Vegas, Nev. / Bishop Gorman HS
93	Luther Robinson	DL	6-3	290	RJr.-1L	Fort Pierce, Fla. / Westwood HS
94	Kelvin Cain	DL	6-3	245	Jr.-2L	Clovis, Calif. / Buchanan HS
95	Jake O'Donnell	DL	6-6	243	Fr.-HS	Doylestown, Pa. / Central Bucks East HS
96	Curtis Porter	DL	6-1	308	RJr.-2L	Charlotte, N.C. / Victory Christian HS
97	Dwayne Hoilett	DL	6-3	247	Fr.-HS	Vero Beach, Fla. / Vero Beach HS
98	Darius Smith	DL	6-2	313	RSr.-1L	New Britain, Conn. / New Britain HS (Lackawanna)
99	Jelani Hamilton	DL	6-5	271	Fr.-HS	Fort Lauderdale, Fla. / St. Thomas Aquinas

ALPHABETICAL ROSTER

NO	NAME	POS
17	Stephen Morris	QB
28	Shawn O'Dare	WR
95	Jake O'Donnell	DL
36	Gionni Paul	LB
46	Ricky Perez	K
85	David Perry	TE
85	Denzel Perryman	LB
91	Olsen Pierre	DL
96	Curtis Porter	DL
88	Ronald Regula	LS/TE
93	Luther Robinson	DL
22	Kacy Rodgers II	DB
80	Rashawn Scott	WR
98	Darius Smith	DL
28	Andrew Swasey	DB
7	Vaughn Telemaque	DB
58	Gabriel Terry	LB
83	Kendal Thompkins	WR
19	David Thompson	QB
38	Jordan Tolson	DB
46	Clive Walford	TE
64	Hunter Wells	OL
86	Herb Waters	WR
75	Jared Wheeler	OL
84	Cory White	TE
40	Jake Wieclaw	K
90	Ricardo Williams	DL
11	Ryan Williams	QB
48	Brandon Yosha	RB

COACHING STAFF

Head Coach: Al Golden (Penn State, 1991), 2nd season
Assistant Head Coach / Defensive Coordinator: Mark D'Onofrio
Offensive Coordinator / Quarterbacks: Jedd Fisch
Senior Defensive Assistant / Defensive Line: Jethro Franklin
Tight Ends / National Recruiting Coordinator: Brennan Carroll
Running Backs / Florida Recruiting Coordinator: Terry Richardson
Offensive Line: Art Kehoe
Passing Game Coordinator/Wide Receivers: George McDonald
Defensive Backs: Paul Williams
Linebackers/Special Teams Coordinator: Micheal Barrow
Graduate Assistant / Offense: DJ Hernandez
Graduate Assistant / Defense: Phillip Eisenstein

SUPPORT STAFF

Director of Football Operations: Don Corzine
Director of Player Development: Ryan McNamee
Senior Football Operations Coordinator: Hurlie Brown
Assistant Director of Football Operations: Matt Doherty
Coordinator of Football Operations: Rob Messinger
Coordinator of Football Operations: Lindsay Bohlen
Administrative Assistant to Head Coach: Myrna Schneider
Head Football Athletic Trainer: Vinny Scavo
Head Strength and Conditioning Coach: Andreu Swasey
Assistant Strength and Conditioning Coach: Cols Colas
Assistant Strength and Conditioning Coach: Victor Ishmael
Equipment Manager: Bobby Revilla