



CONTACT: Amy Woodruff, Associate Communications Director
 O: (305) 284-3241 | C: (813) 410-1194
 A.Woodruff@miami.edu | @CanesHoops

2013-14 SCHEDULE

DATE	OPPONENT	TV	TIME/SCORE
Oct. 30	Florida Tech (exh.)		W, 84-55
Nov. 8	St. Francis Brooklyn	E3	L, OT, 62-66
Nov. 11	Georgia Southern	E3	W, OT, 81-80
Nov. 14	Texas Southern	E3	W, 84-69
Nov. 18	at College of Charleston &	CSS	W, 70-54
Nov. 21	UCF	E3	L, 58-63

DIRECTV Wooden Legacy (Anaheim, Calif.)

Nov. 28	vs. RV/- George Washington	ESPNU L, OT, 63-71
Nov. 29	vs. Cal State Fullerton	E3 W, 48-46
Dec. 1	vs. RV/RV Arizona State	E3 W, 60-57
Dec. 4	at Nebraska!	ESPNU L, 49-60
Dec. 8	Virginia Tech*	ESPNU L, OT, 60-61
Dec. 19	at Savannah State	CSS W, 68-51
Dec. 22	La Salle	ESPN3 W, 71-58
Dec. 30	Loyola (MD)	ESPN3 W, 71-48
Jan. 4	at No. 2 Syracuse*	ACCN L, 49-44
Jan. 8	at RV/RV North Carolina*	ESPN2 W, 63-57
Jan. 15	Florida State*	ACCN L, 53-63
Jan. 18	at Georgia Tech*	RSN 2 p.m.
Jan. 22	No. 23/20 Duke*	ESPN2 7:30 p.m.
Jan. 25	No. 2 Syracuse*	CBS 1 p.m.
Jan. 29	at Maryland*	ACCN 9 p.m.
Feb. 1	Norfolk State	ESPN3 4 p.m.
Feb. 5	No. 22/21 Pittsburgh*	RSN 7 p.m.
Feb. 8	NC State*	RSN 2 p.m.
Feb. 10	at Florida State*	ESPNU 9 p.m.
Feb. 15	at Virginia Tech*	RSN 6 p.m.
Feb. 19	Notre Dame*	RSN 9 p.m.
Feb. 22	Boston College*	ACCN 12 p.m.
Feb. 26	at RV/RV Virginia*	RSN 7 p.m.
March 1	at NC State*	ACCN 12 p.m.
March 4	at Clemson*	ACCN 8 p.m.
March 8	Wake Forest*	RSN 2 p.m.
March 12	ACC Tournament	

All home games are played at the BankUnited Center

Game times are ET and subject to change

* ACC game ! Big Ten/ACC Challenge

& First game of Wooden Legacy, played in Charleston, S.C.

ACCN - ACC Network RSN - Regional Sports Network

All conference games on an ESPN network will also be available on WatchESPN.

All conference games carried on ACCN or RSN will also be available on ESPN3.

All games can be heard on WQAM 560 and Canes All Access on HurricaneSports.com

SOCIAL MEDIA

Website: HurricaneSports.com

Twitter, Instagram, Facebook: @CanesHoops

MIAMI MEDIA GUIDE

Miami is not printing media guides again this season.



MIAMI

HURRICANES
(9-7, 1-3)

NATIONAL RANKING

--/--

LAST TIME OUT

L, 63-53 vs. Florida State

STATISTICAL LEADERS

Points per Game

Rion Brown, 14.2

Garrius Adams, 10.0

Rebounds per Game

Donnavan Kirk, 6.7

Assists per Game

Garrius Adams, 2.9

GEORGIA TECH

YELLOW JACKETS
(10-7, 1-3)

NATIONAL RANKING

--/--

LAST TIME OUT

L, 74-81 vs. Pittsburgh

STATISTICAL LEADERS

Points per Game

Trae Golden, 13.6

Marcus Georges-Hunt, 12.0

Rebounds per Game

Robert Carter, Jr., 9.3

Assists per Game

Trae Golden, 3.4

SETTING THE SCENE

Jan. 18, 2014 | 2:05 p.m.
 McCamish Pavilion | Atlanta, Ga.

TV: RSN (FOX Sports Florida)

Radio: 560 WQAM

Web: WQAM.com | Watch ESPN

After leading Miami to the 2013 NCAA Sweet 16 and winning the school's first ACC regular season and tournament championships, **Jim Larrañaga** was honored as the AP, Naismith, USBWA Henry Iba, Adolph Rupp Cup and ACC Coach of the Year. The Bronx, N.Y., native helped Miami to a No. 2 national ranking by both the AP and USA TODAY, and a No. 2 seed in the NCAA Tournament. He is the 10th coach in the last 10 years to lead two top-10 programs.



THE GAME

The Hurricanes travel to Atlanta to face Georgia Tech on Saturday, Jan. 18 at 2 p.m., wrapping up Miami's stretch of three of the first four ACC games on the road.

THE SERIES

Miami is 10-7 in the all-time series against Georgia Tech, which dates back to the 1952-53 season. The Canes are 5-3 against the Yellow Jackets at home, 0-0 at neutral sites and 5-4 on the road. Georgia Tech won the last matchup against Miami, defeating the Canes, 71-69, on March 6, 2013 in Coral Gables. Miami is 3-1 against GT since Larrañaga's arrival.

THE BROADCASTS

Catch the game on FOX Sports Florida with Wes Durham and Dan Bonner making the call. Watch the game regionally on: FOX Sports Carolinas, FOX Sports South, FOX Sports Florida, Comcast SportsNet Mid-Atlantic, New England Sports Network, FOX Sports Arizona, FOX Sports Indiana Plus, FOX Sports Midwest Plus, FOX Sports West, FOX Sports Wisconsin, FOX Sports Detroit, MSG Plus, ROOT Sports Pittsburgh, FOX Sports Ohio, ROOT Sports Northwest, ROOT Sports Rocky Mtn., ESPN3.

Also check out the game on 560 WQAM Radio with Joe Zagacki, the Voice of the Hurricanes.

THE COACH

Head coach Jim Larrañaga has a 528-361 overall record in his 30th season as a head coach. He is 58-27 in his third season at the University of Miami.

THE POLLS

Miami has risen 50 spots in the Ken Pomeroy Ratings in less than a month, currently sitting at No. 72. GT is No. 118.

THE WEATHER

Projected temperatures on game day: Coral Gables - 67/42. Atlanta, Ga. - 44/33.

UP NEXT

Miami returns to the BankUnited Center for a pair of nationally ranked matchups with No. 23/20 Duke (Jan. 22) and No. 2 Syracuse (Jan. 25).

2013-14 ROSTER

#	Name	Pos.	Ht.	Wt.	Yr.	Hometown Previous School (s)
2	Corn Elder	G	5-10	173	Fr.	Nashville, Tenn. Ensworth HS On football scholarship at UM ... Not expected to play basketball after fall football injury ... Named football & basketball PoY by <i>The Tennessean</i> .
3	Steve Sorenson	G	6-0	161	So.	Dallas, Texas St. Mark's School of Texas Walk on who played in eight games as a freshman ... First (and only) career point was a free throw against Duke on Jan. 23, 2013.
4	Raphael Akpejori	F	6-9	241	Sr.	Lagos, Nigeria Sunrise Christian Academy (Kan.) Rebound in each of last seven outings ... Season-highs of eight minutes at Nebraska, then nine minutes vs. VT ... Engineering major.
5	Davon Reed	G	6-6	208	Fr.	Ewing, N.J. Princeton Day School (N.J.) Shooting guard playing out of position at the point ... Season-best 19 pts vs. ASU ... Seven assists vs. Loyola.
11	Mike Fernandez	G	6-1	189	Fr.	Coral Gables, Fla. Belen Jesuit Walk on raised in Coral Gables, Fla. ... H.M. All-Dade County ... Hit 40 percent of field goals senior season.
12	Justin Heller	G	6-2	177	Sr.	Boca Raton, Fla. West Boca Raton Community Walk on who earned scholarship Spring 2014 semester ... Played in 16 career games ... Scored first career points against Charlotte in 2012.
15	Rion Brown	G	6-6	211	Sr.	Hinesville, Ga. Liberty County Double-doubles against UNC & Texas Southern ... 40 pts in last two outings: 15-30 FG, 7-15 3FG ... Has 7+ rebounds in nine games.
20	Manu Lecomte	G	5-11	159	Fr.	Brussels, Belgium Athene des Pagodes 13 assists in 75 minutes past 2 games ... Returned to starting 5 vs. FSU, first since 11/28 ... Assist in all but two games, seven at UNC.
21	Erik Swoope	F	6-5	220	Sr.	Lake Elsinore, Calif. Harvard-Westlake Career game at UNC: 14 points, four rebounds, two steals, an assist & a block in career-best 25 min ... Max bench press is 365 pounds.
22	Donnavan Kirk	F	6-9	228	Gr.	Pontiac, Mich. DePaul Detroit Country Day HS 9-12 FG, 3-4 3FG vs. FSU ... Back-to-back double-doubles in first two games ... At least one block in all but one game, multiple swats 11 times.
23	Tonye Jekiri	C	7-0	235	So.	Hialeah, Fla. Champagnat Catholic School Nigeria Career-best 10 rebounds at UNC with three blocks and two steals ... Career-high 9 pts vs. La Salle, then 10 vs. Loyola ... Native of Nigeria.
25	Garrius Adams	G	6-6	200	Gr.	Apex, N.C. Middle Creek 25 assists and 9 steals in past 6 games ... Career high 20 points vs. UCF with 2 steals and 8 rebounds ... 9 pts, 9 rebs, 4 assists vs. ASU.
35	James Kelly	F	6-7	246	Jr.	Ann Arbor, Mich. Owens CC Pioneer HS Two-straight career-high games with 17 points vs. TSU, then 18 points at CofC ... 12 points, 9 rebounds in ACC debut vs. Virginia Tech.

REDSHIRTS (*will sit out 2013-14 season and have two years of eligibility remaining)

1	Deandre Burnett	G	6-2	191	Fr.	Miami, Fla. Carol City HS Sustained left wrist injury, will redshirt rookie season ... 2012 Parade All-American ... Avg. 37 ppg as a senior, third in the nation.
10	Sheldon McClellan *	G	6-5	206	Jr.	Houston, Texas Texas Bellaire Played 68 games, starting 24 at Texas ... In two seasons averaged 12.4 ppg, 3.6 rpg, 0.7 apg.
13	Angel Rodriguez *	G	5-11	181	Jr.	Cupey, P.R. Kansas State Miami Krop HS NABC All-District, All-Big 12, Big 12 All-Defensive Team ... Big 12 Co-Champions ... Played 65 career games, averaging 9.8 ppg, 4.2 apg.

LARRAÑAGA BY THE NUMBERS

1 - Coach Jim Larrañaga is one of four ACC coaches with a Final Four appearance to his credit.

4 - In 2006, Coach Jim Larrañaga became the first coach at a mid-major school to take his team to the NCAA Final Four in 27 years.

7 - Larrañaga is no stranger to the ACC. In his seven seasons as an assistant coach at Virginia, the Cavaliers participated in the NCAA Final Four in 1981 and 1984, won three ACC Championships and finished in the Top 5 of the AP rankings.

14 - Larrañaga has made 14 postseason appearances in the past 23 years, including six NCAA tournaments.

30 - Larrañaga is in his 30th year as a head coach and has successfully transitioned three institutions into successful programs: Miami, Bowling Green and George Mason.

LARRAÑAGA - WHY MIAMI?

Along with returning to the best basketball conference in the country, Coach L had a few personal reasons for accepting the head coaching job at Miami. Coach's grandfather was from Cuba, where he produced the Larrañaga [lare-en-YAH-ga] cigar. Coach's father was raised in Key West before moving to The Bronx, N.Y., getting married and raising six children. Coach L was raised in The Bronx, but vacationed to Florida as a boy. He also has owned a house in Sarasota - which he bought from Dick Vitale's daughter - for eight years, and three of his siblings have retired to Florida.

MIAMI VS. GEORGIA TECH (10-7)

Since the rebirth of Miami basketball in 1985: 9-6

Since joining the ACC in 2004-05: 9-5

Since the arrival of Jim Larrañaga in 2011-12: 3-1

1/3/53	W	82-60	(h)
2/27/67	L	90-84	(a)
12/27/97	L	89-61	(h)
1/06/05	L	80-69	(a)
2/26/05	L	76-72	(h)
2/4/06	W	70-53	(a)
12/3/06	W	90-82	(h)
1/12/08	W	78-68	(h)
2/17/08	W	64-63	(a)
3/4/09	L	78-68	(a)
2/10/10	W	64-62	(h)
2/3/11	W	59-57	(h)
3/6/11	L	66-57	(a)
1/24/12	W	64-49	(a)
3/8/12	W	54-36	(a)
1/5/13	W	62-49	(a)
3/6/13	L	69-71	(h)

PRONUNCIATIONS

Players

5	Davon Reed	Dave-on
10	Raphael Akpejori	AHK-peh-jour-ee
15	Rion Brown	Ryan
20	Manu Lecomte	Man-ew La-cont
21	Erik Swoope	Swoope
23	Tonye Jekiri	Tahn-yay Jah-kEEr-EE
25	Garrius Adams	GARY-us

Coaches

Jim Larrañaga	LARE-uh-NAY-guh
Michael Huger	HUE-gur
Chris Caputo	Ca-poo-toe

CLASS BREAKDOWN

Graduates Garrius Adams, Donnavan Kirk

Seniors Raphael Akpejori, Rion Brown
Justin Heller, Erik Swoope

Juniors James Kelly, Sheldon McClellan
Angel Rodriguez

Sophomores Tonye Jekiri, Steve Sorenson

Freshmen Deandre Burnett, Cornelius Elder
Mike Fernandez, Manu Lecomte, Davon Reed

GEOGRAPHIC BREAKDOWN

BELGIUM

Brussels Manu Lecomte

NIGERIA

Lagos Raphael Akpejori

PUERTO RICO

Cupey Angel Rodriguez

UNITED STATES

California Erik Swoope

Florida Deandre Burnett, Mike Fernandez
Justin Heller, Tonye Jekiri

Georgia Rion Brown

Michigan James Kelly, Donnavan Kirk

New Jersey Davon Reed

North Carolina Garrius Adams

Tennessee Corn Elder

Texas Steve Sorenson, Sheldon McClellan

2013-14 ACC STANDINGS

As of Jan. 15, 2014

1.	Syracuse	4-0	1.000	17-0	1.000
2.	Pitt	4-0	1.000	16-1	.941
3.	Clemson	3-1	.750	12-4	.750
4.	Florida State	3-1	.750	12-4	.750
5.	Virginia	3-1	.750	12-5	.706
6.	Maryland	3-2	.600	11-7	.611
7.	Duke	2-2	.500	13-4	.765
8.	Wake Forest	2-2	.500	12-5	.706
9.	NC State	1-3	.250	11-6	.647
10.	Georgia Tech	1-3	.250	10-7	.588
11.	Notre Dame	1-3	.250	10-7	.588
12.	Miami	1-3	.250	9-7	.563
13.	Virginia Tech	1-3	.250	8-8	.500
14.	Boston College	1-3	.250	5-12	.294
15.	North Carolina	0-3	.000	10-6	.625

Miami was picked to finish 12th in the ACC this season.

2013-14 QUICK HITS

- 9 newcomers (8 scholarship)
 - 6 players return (4 scholarship)
 - 0 starters return
 - Nine scholarship players are available for 2013-14 season.
 - 2 players will redshirt after transferring from Division I schools.
- One will redshirt due to injury.

- Six seniors in 2013-14, after having five seniors - who all earned their academic degree - last season.

- Miami is the only ACC team with zero returning starters. Additionally, Miami lost its six top players, who started 174 combined games. Rion Brown is the only Hurricane to start any games (6) last season, so the Canes return 6-of-180 starts, which is 3.3 percent.

- Miami returns 13.3 percent of points scored (9.3 ppg), 14.2 percent of rebounds (5.1 rpg) and 1.0 percent of assists (1.1 per game), all the lowest in the ACC.

- Coach Jim Larrañaga is one of five active ACC coaches with 400 or more wins.

- Miami's freshman class includes: Deandre Burnett - third in the nation in scoring as a senior with 37 ppg; Manu Lecomte - Belgium second division player; and Davon Reed - 2,000 point scorer who averaged 24 ppg as a senior.

- Two transfers joined the Canes this season in James Kelly, who averaged 17.9 ppg and 10.0 rpg in two JC seasons and Donnavan Kirk, who played 54 games for DePaul the past two seasons, leading the team in blocked shots.

- One year ago, Miami was selected fourth by the coaches and fifth by the media in preseason ACC polls, but finished the season as the regular season and tournament champion.

- Miami started the 2012-13 season unranked, but jumped to No. 2/2 in the nation by Feb. 18. The Canes ended the season No. 5/10.

- At that same Operation Basketball, zero Hurricanes were selected for preseason All-ACC teams. At the end of the championship season, Jim Larrañaga was Coach of the Year, Shane Larkin was Player of the Year (coaches), and Durand Scott was Defensive Player of the Year while Larkin (1st & defensive), Kenny Kadji (2nd), and Scott (H.M. & defensive) were selected to ACSMA All-ACC teams. The coaches picked Scott for third team and Julian Gamble was listed on the Defensive Team with Scott and Larkin.

- Miami's top six players from the 2013 ACC Championship season combined for 5,399 career points, 2,744 rebounds, 966 assists, 480 steals, 369 blocked shots and 412 starts.

- All six of those six players have played professionally since graduating: Dallas Maverick Shane Larkin was selected No. 18 in the NBA Draft; Kenny Kadji (Cavaliers) and Trey McKinney Jones (Bucks) were with NBA teams during the preseason; Reggie Johnson was selected in the D-League Draft by the Delaware 87ers, Julian Gamble is playing in France and Durand Scott is in Spain.

- Shane Larkin was picked No. 18 overall in the 2013 NBA Draft. The ACC led all conferences with eight players selected in the Draft. Every ACC team has had at least one first round selection. With its four first-round selections, the ACC extends its streak of having at least one first-round draft pick to 25 consecutive years (1989-2013). Over the past five years (2009-13), the ACC leads all conferences with 27 first round picks.

- In 2013 Miami won the ACC regular season and tournament championships. The last team to win both titles outright was North Carolina in 2008. (Duke tied with Maryland in 2010 for regular season).

- Miami is the only school not from the state of North Carolina to win both the ACC regular season and tournament titles outright in the same season. (Georgia Tech was regular season tri-champion in 1985).

THE GRIND OF THE ACC SCHEDULE

Four of Miami's first six games of the new year are against teams listed in national polls. After playing at No. 2 Syracuse on Jan. 4, Miami traveled to RV/RV North Carolina on Jan. 8. Then a Jan. 15 home game against in-state rival Florida State is followed by a game at unranked Georgia Tech on Jan. 18. The Canes return home to face No. 23/20 Duke (Jan. 22) and No. 2 Syracuse (Jan. 25).

STIFLING D BY THE HURRICANES

After playing man-to-man defense 95 percent of the time in his first 40 years of coaching, Jim Larrañaga's team is now playing zone 95 percent of the game.

With the zone, Miami has held its last 10 opponents to less than 70 points, and only two teams this season have scored more than 70 points on the Canes (80-Georgia Southern, 71-George Washington). Prior to the game against Florida State, UM held five-straight opponents to fewer than 60 points.

In the last three conference games, Miami has held Syracuse, North Carolina and Florida State considerably below their offensive season averages.

Syracuse came into the game averaging 76.2 ppg, winning by +15.2 ppg, and shooting 47.4 percent from the field, 36.6 percent from three, and grabbing 35.5 rebounds per game. Against Miami, Syracuse scored 49 points, winning by five, while shooting 36.2 percent FG, 20.0 percent 3FG and grabbing 29 rebounds.

North Carolina entered the game against Miami averaging 79.1 ppg, shooting 46.7 percent FG and 32.7 percent 3FG. UM held UNC to 57 points, 30.8 percent FG and 23.8 percent 3FG.

Florida State averaged 74.3 ppg, shooting 47.6 percent FG and 35.2 percent 3FG. Against Miami, FSU scored 63 points. The Canes held the Seminoles to 32 percent FG shooting in the first half, but FSU shot 45 percent for the game.

BROWN RETURNS TO GEORGIA

Senior guard Rion Brown, from Hinesville, Ga., returns to his home state and to his father's alma mater when the Canes face the Yellow Jackets. Tico Brown played basketball at Georgia Tech, in the Continental Basketball Association and overseas. When he retired, Tico was the CBA's all-time leading scorer (8,538 points) and was voted to the All-Time CBA Team.

ADAMS AND LECOMTE LEAD CANES IN ASSISTS

In four ACC games, Garrius Adams has posted 17 assists to lead the Canes, 15 of which came in the last three outings.

Freshman Manu Lecomte is not far behind with 15 assists in ACC play, posting 13 in his last two games.

WHAT A DIFFERENCE A YEAR MAKES

A season ago, only one of Miami's starters were playing for the Canes, while another was out with injury. Four of Miami's current top seven players were scattered across the world playing ball.

Rion Brown was Miami's seventh man, averaging 11 points, 1.7 rebounds and 0 assists in 20.0 minutes after three ACC games. Garrius Adams was sitting out the season while rehabbing a knee injury, and Donnavan Kirk was playing at DePaul in the BIG EAST Conference. James Kelly was playing at Owens Community College while Davon Reed was still playing prep ball at Princeton Day School (N.J.). Manu Lecomte was playing as an amateur in a professional league in Belgium and Tonye Jekiri was averaging 1.3 points and 2.3 rebounds in 5.3 minutes per ACC game.

SERIES VS. GEORGIA TECH

Overall	Miami leads 10-7
Games at Miami	5-3
Games in Atlanta	5-4
Games on neutral courts	0-0
Current streak	Georgia Tech won 1
Last meeting	March 6, 2013. L, 71-69
Larrañaga at UM vs. Georgia Tech	3-1

DID YOU KNOW

Miami has only three players 6-foot-9 or taller, and six guys are between 6'5 and 6'7, while seven Canes are 5'11 to 6'2.

Miami men's basketball has graduated 30 of 31 players in the past nine years and in just two seasons under Larrañaga, the team has had all nine seniors earn their degree. All six seniors on the 2013 ACC Championship team earned their degree, including current senior Garrius Adams.

Coach L became the first Miami coach to win 20+ games in his first two seasons at UM and only the fourth of 12 UM coaches to post two 20-win seasons.

Former Cane Rick Barry was named one of the Greatest Players in NBA History.

Miami native and former Cane James Jones won the 2010-2011 NBA All-Star Weekend 3-Point Contest and the NBA Championship in the 2011-2012 season.

Six-time NBA All Star Amar'e Stoudemire enrolled at UM last year and is taking classes to earn his bachelor's degree.

UM is in its 10th season in the ACC.

Coach L led the George Mason Patriots to the Final Four with big wins over some of basketball's elite teams such as Michigan State, UNC, and UConn. He was the first coach to take a mid-major to a Final Four in 27 years when his team advanced in 2006.

In 14 years at George Mason, Larrañaga led the Patriots to five NCAA Tournament appearances (2011, 2008, 2006, 2001, 1999), including the 2006 Final Four.

Miami basketball received APR (academic progress rate) Public Recognition Awards for being among the top 10 percent in APR in their sport. Miami ranks in the top 10 percent NCAA men's basketball with a 990 APR.

The University of Miami Department of Athletics recorded a Graduation Success Rate (GSR) of 92 percent. Miami's department-wide GSR is tied for third among ACC schools and 10th overall among FBS programs. UM has exceeded the NCAA average GSR in each of the last nine years.

According to latest US News & World Report rankings, the University of Miami is the top academic institution in the state of Florida and ranks 47th nationally.

The Hurricanes have made at least one trey in 851 of 856 games since the NCAA adopted the 3-point shot in 1986.

Miami has held 709 of its last 710 opponents to less than 100 points. UNC was the last team to score 100+, defeating UM 105-64 on Jan. 31, 2007.

The Canes have averaged 20+ wins in each of the last eight seasons.

UM has played in the postseason 14 of the past 19 years, six of which were in the NCAA Tournament. The Hurricanes have advanced to the postseason seven times in nine seasons, with five NIT appearances and two NCAA appearances.

UM COMMUNICATIONS

Assoc. AD for Communications Chris Freet
c.freet@miami.edu

MBB Contact Amy Woodruff
Associate Director of Communications

Work/Cell (305) 284-3241 / (813) 410-1194

Email a.woodruff@miami.edu

Website www.HurricaneSports.com

2013-14 UM QUICK FACTS

Location	Coral Gables, Fla.
Stadium	BankUnited Center
Press Row	305-284-2111
Capacity	7,900
Enrollment	15,524
Founded	1925
Colors	Orange, Green, White
Nickname	Hurricanes
Mascot	Sebastian the Ibis
Conference	Atlantic Coast
President	Dr. Donna E. Shalala
Director of Athletics	Blake James
Address	5821 San Amaro Drive Coral Gables, Fla. 33146

2012-13 Overall Record	29-7
Home/Away/Neutral	14-1/10-3/5-3
2012-13 ACC Record	15-3
2012-13 ACC Finish	1
Returning / Lost	7/6
Newcomers	9

Head Coach	Jim Larrañaga
Alma Mater	Providence, 1971
Record at UM	58-27 / 3rd season
Overall Record	528-361 / 30th season

STAFF

Eric Konkol	Wisconsin-Eau Claire, '00
Michael Huger	Bowling Green, '94
Chris Caputo	Westfield (Mass.) State, '02
Director of Operations	Adam Fisher
Assoc. Director of Operations	Jaime Vathielil
Athletic Trainer	Wes Brown
Strength & Conditioning Coach	Steve Felde

HISTORY

First Season of Basketball	1926
Overall All-Time Record	930-696
Year UM Joined ACC	2004-05
NCAA Appearances	Seven
	1960, 1998, 1999, 2000, 2002, 2008, 2013
Last NCAA Appearance	L, 71-61
	Sweet 16 vs. Marquette, 2013
NIT Appearances	10
	1961, 1963, 1964, 1995, 1997,
	2001, 2005, 2006, 2009, 2011
Last NIT Appearance	L, 79-64
	Quarterfinals vs. Alabama, 2011

COMMUNICATIONS POLICIES

All interview requests for assistant coaches or athletics department staff members must also be approved and cleared by the UM Communications office and/or basketball contact Amy Woodruff. Credential requests are taken via e-mail to Amy Woodruff (A.Woodruff@miami.edu). Any misuse of credentials will result in removal from the BankUnited Center and the permanent voiding of the credential. The UM locker room is closed at all times. For home games, Coach Larrañaga and a handful of Hurricane players will report to the media room for interviews following the opposing team's postgame press conference.

LED (TIED) THE TEAM IN....

	Points	Rebounds	Assists	Steals	Blocks
Adams	4	3 (1)	2 (4)	4 (6)	
Akpejiori					(1)
Brown	4 (1)	2 (3)	4 (6)	1 (4)	
Jekiri		1 (2)		(3)	2 (1)
Kelly	3			(2)	1 (2)
Kirk	3 (1)	6 (2)			11 (2)
Lecomte			3 (2)	1 (3)	
Reed	1		1 (2)	2 (1)	(1)
Swoope				(1)	

LATE-GAME INEXPERIENCE

In five of Miami's seven losses, the Hurricanes have led late into the second half.

Vs. Florida State, Miami led until 3:49 left in the game.

At Syracuse, Miami led until 4:16 left in the game.

Vs. Virginia Tech, UM had the lead with 4:29 left in OT.

At Nebraska the Canes never led.

Vs. GWU, Miami led until 3 seconds left in regulation.

Vs. UCF UM led early in the first half.

Vs. St. Francis, the Canes led with 41 seconds left in regulation.

MIAMI'S STATS BREAKDOWNS

	All	ACC	Home	Away	Wins	Losses
PPG	62.8	55.0	67.5	57.0	68.4	55.6
FG%	41.9	38.1	41.2	44.3	47.2	35.6
3FG%	32.4	31.6	29.6	34.3	37.7	27.0
FT%	69.0	58.0	69.4	65.1	67.7	71.1
RPG	36.1	36.0	39.1	33.0	35.8	36.6
APG	11.9	11.8	11.9	12.5	14.0	9.3
TOPG	10.9	11.0	9.5	13.2	10.3	11.6
SPG	5.8	4.5	7.4	4.5	6.4	5.0
BPG	4.6	5.3	4.3	5.0	4.8	4.3

CARDIAC CANES

Miami leads all ACC schools having played eight games decided by five points-or-less or in overtime. Miami has played four overtime games and four others that were decided in the final minutes. Miami is 1-3 in overtime this season and 2-2 in close games that ended in regulation: wins at Cal State Fullerton and vs. Arizona, and losses to UCF and at Syracuse.

STARTERS BY GAME

SFB	Lecomte	Adams	Brown	Kirk	Jekiri
GSU	Lecomte	Adams	Brown	Kirk	Jekiri
TSU	Lecomte	Adams	Brown	Kirk	Jekiri
CofC	Lecomte	Adams	Brown	Kirk	Kelly
UCF	Lecomte	Adams	Brown	Kirk	Kelly
GWU	Lecomte	Adams	Brown	Kirk	Jekiri
CSF	Reed	Adams	Brown	Kirk	Kelly
ASU	Reed	Adams	Brown	Kirk	Kelly
NEB	Reed	Adams	Brown	Kirk	Kelly
VT	Reed	Adams	Brown	Kirk	Kelly
SSU	Reed	Adams	Brown	Kirk	Kelly
LaSalle	Reed	Adams	Brown	Kirk	Kelly
Loyola	Reed	Adams	Brown	Kirk	Kelly
Syracuse	Reed	Adams	Brown	Kirk	Kelly
UNC	Reed	Adams	Brown	Kirk	Kelly
FSU	Lecomte	Adams	Brown	Kirk	Jekiri

RECORD BY STARTING LINEUP

Lecomte, Adams, Brown, Kirk, Jekiri	2-3
Lecomte, Adams, Brown, Kirk, Kelly	1-1
Reed, Adams, Brown, Kirk, Kelly	6-3

FIRSTS UNDER JIM LARRAÑAGA

First game: Nov. 11, 2011 vs. Tennessee Tech. W, 69-58.
First starting lineup: Malcolm Grant, Durand Scott, Garrius Adams, Erik Swoope, Kenny Kadji.
First opening tip: Miami – Kenny Kadji.
First UM FG: 18:38, Durand Scott, 3-pointer.
First lead: 18:38, 3-0.
First halftime score: Tennessee Tech 32, Miami 27.
First win: Nov. 11, 2011. Miami 69, Tennessee Tech 58.
Attendance at first game: 3,600.
First loss: Nov. 25, 2011 at Ole Miss, 64-61 (OT).
First road win: Dec. 22, 2011 at Charlotte, 76-61.
First ACC game: Jan. 7, 2012 at Virginia, L, 52-51.
First ACC win: Jan. 18, 2012 vs. Clemson, 76-73.
First ACC regular season title: 2012-13

JIM LARRAÑAGA = PROGRAM CHANGER**In Coach L's Two Seasons at Miami ...**

- ACC Regular Season and Tournament Championships
- .710 winning percentage
- Two 20-win seasons
- Two postseason appearances with three victories
- 15 ACC wins in 2013
- One All-American

Seven Seasons before Coach L at UM ...

- .561 winning percentage
- Best conference finish was fifth place
- One NCAA Tournament appearance
- Most ACC wins was eight

In Coach L's 14 Seasons at George Mason ...

- .626 winning percentage
- 13 straight winning seasons
- A Final Four appearance
- 5 trips to the NCAA tournament
- 9 postseason appearances
- First national ranking
- First appearance in Top 10
- First wins over Top 10 teams
- Winningest coach in league history

Seven Seasons before Coach L at GMU...

- .340 winning percentage
- 7 straight losing seasons
- 0 postseason appearances
- Worst team in the CAA

CANES IN THE NCAA TOURNAMENT

Season	Coach	Overall	Conf.	Record
1959-60	Bruce Hale	23-4		0-1
1997-98	Leonard Hamilton	18-10	11-7	0-1
1998-99	Leonard Hamilton	23-7	15-3	1-1
1999-00	Leonard Hamilton	23-11	13-3	2-1
2001-02	Perry Clark	24-8	10-6	0-1
2007-08	Frank Haith	23-11	8-8	1-1
2012-13 Jim Larrañaga		29-7	15-3	2-1

20-WIN SEASONS AT MIAMI

Season	Coach	Overall	Conf.	W-L	Postseason
1946-47	Hart Morris	20-7			
1959-60	Bruce Hale	23-4			NCAA
1960-61	Bruce Hale	20-7			NIT
1962-63	Bruce Hale	23-5			NIT
1963-64	Bruce Hale	20-7			NIT
1964-65	Bruce Hale	22-4			
1998-99	Leonard Hamilton	23-7	BIG EAST	15-3	NCAA
1999-00	Leonard Hamilton	23-11	BIG EAST	13-3	NCAA
2001-02	Perry Clark	24-8	BIG EAST	10-6	NCAA
2007-08	Frank Haith	23-11	ACC	8-8	NCAA
2009-10	Frank Haith	20-13	ACC	4-12	
2010-11	Frank Haith	21-15	ACC	6-10	NIT
2011-12	Jim Larrañaga	20-13	ACC	9-7	NIT
2012-13	Jim Larrañaga	29-7	ACC	15-3	NCAA

ACC ROAD GAMES

Miami is 11-8 in ACC road games since the arrival of Jim Larrañaga for the 2012 campaign. The Canes opened the 2012 conference slate with two games on the road (at Virginia and UNC) and four of the first six away from home. In 2013, Miami started with two on the road (at GT and UNC), and three of the first four on the road. This year Miami started with a home game in December, but has played three of the next four ACC games on the road (at SU, UNC and GT).

RION BROWN REBOUNDS

Senior Rion Brown, a 6-6 guard is averaging 6.4 rebounds, up from his 2.2 career average prior to the season. This season Brown has grabbed seven or more rebounds in nine games. In his previous three seasons, he had only three games with 7+ boards. He pulled down seven once last year and had games with eight and seven as a rookie.

Year	Games	Rebounds	Average
Freshman	36	72	2.0
Sophomore	31	86	2.8
Junior	36	72	2.0
Senior	16	102	6.4

RESERVES BECOME STARTERS

After playing as reserves a season ago, Rion Brown and Tonye Jekiri have upped their production on the stat sheet. Garrus Adams, who last played during the 2011-12 campaign, has also improved his numbers.

	Year	PPG	RPG	MPG
Brown	2012-13	6.4	2.0	22.2
	2013-14	14.2	6.4	34.4
Jekiri	2012-13	1.4	1.6	6.9
	2013-14	3.9	4.6	18.6
Adams	2011-12	4.5	2.1	16.8
	2013-14	10.0	4.6	33.9

JEKIRI POSTS CAREER HIGHS

In his rookie campaign, Jekiri totalled 47 points, 55 rebounds and 11 blocks in 34 games. In 16 games so far this season, Jekiri has 62 points, 74 rebounds and 13 blocks.

Jekiri notched career-bests in points (10) against Loyola and both rebounds (10) and blocks (3) at North Carolina.

Year	Games	Points	Rebounds	Blocks	Minutes
2012-13	34	47	55	11	235
2013-14	16	62	74	13	297

SHARING THE LEAD

Nine Canes have shared team-highs in five statistical categories this season. Five guys have led the team in scoring and four have led or shared top rebounding honors. Four Canes led in assists, seven in steals and five in blocks. *For a complete chart, see page 4 of the notes.*

MIAMI IN NATIONAL STATS

Miami is ranked No. 13 in the country in scoring defense, holding opponents to just 59.3 points per game. The Canes are also ranked No. 36 in field goal percentage defense, at just 39.2 per game. UM is No. 7 in personal fouls per game, No. 71 in turnovers per game, No. 88 in fewest turnovers and No. 90 in blocked shots per game.

MIAMI'S LARGEST IN 2013-14

Lead	33, vs. Loyola, 12/30
Deficit	16, at Nebraska, 12/4
Margin of Victory	23, vs. Loyola, 12/30
Margin of Defeat	11, at Nebraska, 12/4
Halftime Lead	23, vs. Loyola, 12/30
Halftime Deficit	9, at Nebraska, 12/4
Deficit in Win	12, vs. Texas Southern, 11/14
Halftime Deficit in Win	—
Lead in Loss	13, vs. Virginia Tech, 12/8
Halftime Lead in Loss	8, vs. Virginia Tech, 12/8

IT'S A BLOCK PARTY

Donnavan Kirk recorded a block in 12-straight games to start the season. His 37 blocks this year put him at No. 55 in the country in blocks per game. His season-best was during the 2012-13, when he had 50 blocks at DePaul. As a sophomore at DePaul he had 32 swats and he had four in his redshirt freshman year at Miami.

COACHING COORDINATORS FOR MIAMI

Miami's assistant coaching staff is set up in a coordinator system, with Eric Konkol as the offensive coordinator, Michael Huger manning the defense and Chris Caputo handling the scout for every opponent.

2013-14 SIGNING CLASS

A consensus Top 60 player, Ja'Quan Newton of Neumann-Goretti High in Philadelphia, is a 6-2, 180-pound guard listed as the No. 55 player in ESPN's Top 100 list. James Palmer, a senior at St. John's College High, is a 6-foot-4, 180-pound guard from Washington, D.C., who helped his squad to a 20-win season by averaging 12 points, five rebounds and two assists as a junior. Omar Sherman, out of Duncanville, Texas, is a four-star prospect, according to ESPN and Scout.com. The 6-foot-8, 220-pound forward plays high school ball at Duncanville High, where he is coached by Kenny Boren. Ivan Cruz Uceda is a 6-foot-10, 240-pound forward originally from Madrid, Spain, ranked No. 55 overall by ESPN. Cruz Uceda will be available to play a pair of seasons for Miami following his two years at Harcum College in Pennsylvania. The four newcomers will join an already talented 2014-15 class, which includes redshirt-freshman Deandre Burnett, who is out this season with an injury, and transfers Sheldon McClellan and Angel Rodriguez, who are currently sitting out due to NCAA transfer rules.

DIVERSITY AT UM EXTENDS TO COURT

Five Miami players speak English as a second language. Raphael Akpejori - Two African languages. Mike Fernandez - Spanish (Cuban). Tonye Jekiri - African. Manu Lecomte - French. Angel Rodriguez - Spanish (Puerto Rican). UM is the academic home of nearly 1,700 foreign students of all socioeconomic backgrounds, from more than 110 countries as diverse as Peru, Pakistan, and Poland. Miami's diversity also is evident in its full-time faculty, which is nearly 36 percent minority, making UM one of the most diverse major private research universities.

ACC TELECONFERENCE

Coach L will speak on the ACC teleconference every week at 11:20 a.m., except Jan. 13 at 11:10 a.m. There will be an instant replay of each teleconference on the Conference's internet site, theACC.com each Monday afternoon.

PRO CANES

James Jones	Miami Heat
Shane Larkin	Dallas Mavericks
John Salmons	Toronto Raptors

Will Frisby	Fort Wayne Mad Ants (D-League)
Robert Hite	Canton Charge (D-League)
Lance Hurdle	Springfield Armor (D-League)
Reggie Johnson	Delaware 87ers (D-League)
DeQuan Jones	Reno Bighorns (D-League)
Trey McKinney Jones	Fort Wayne Mad Ants (D-League)

Brian Asbury	Hapoel Holon (Israel)
Julian Gamble	St Vallier Basket Drome (France)
Malcolm Grant	Halifax Rainmen (Canada)
Kenny Kadji	NY Phantoms (Germany)
Anthony King	Artland Dragons (Germany)
Durand Scott	Obradoiro (Spain)
Adrian Thomas	Shimane Susanoo Magic (Japan)

COACH L COACHING TREE

Jamie Angeli - Assoc. Women's Basketball HC - City College of New York
 Joe Barer - HC - Davenport Assumption High School
 Scott Cherry - HC - High Point
 Bill Courtney - HC - Cornell
 Kent Dernbach - Assistant - University of Wisconsin Stephens Point
 Brian Ellerbe - Former HC - Michigan. Now assistant - DePaul
 Jerry Francis - Former HC - Prairie View
 Mike Gillian - Former HC - Longwood University
 Stan Heath - HC - University of South Florida
 Marc Iavaroni - Former HC - Memphis Grizzlies. Former assistant - LA Clippers
 James Johnson - HC - Virginia Tech
 Derek Kellogg - HC - UMass
 Scott Lombardi - Director of Men's Basketball Operations - George Mason
 Steve Merfeld - Former HC - Evansville. Now assistant - Creighton
 Keith Nofzt - Former assistant - Central Michigan. Now HC McKinley HS
 Jeff Schneider - Former HC - Cal Poly San Luis Obispo
 Anthony Solomon - Former HC - St. Bonaventure. Now assistant - Notre Dame
 Ricky Stokes - Former head coach - Virginia Tech. Former HC - East Carolina
 Jeff Westlund - HC - Bethel University
 Ricky Yahn - HC - Concordia University

**WINNINGEST ACTIVE
DIVISION I HEAD COACHES***

Name	Wins
1. Mike Krzyzewski	957
2. Jim Boeheim	920
3. Bob Huggins	723
4. Roy Williams	700
5. Rollie Massimino	689
6. Bo Ryan	674
7. Rick Pitino	664
8. Mike Montgomery	656
9. Cliff Ellis	647
10. Rick Byrd	637
11. Larry Hunter	630
12. Ben Braun	608
13. John Beilein	598
14. Stew Morrill	584
15. Rick Barnes	560
16. Dave Bike	528
17. John Calipari	526
18. Jim Larrañaga	519
19. Lon Kruger	514
20. Tubby Smith	511

*Records are prior to the 2012-13 season

LARRAÑAGA ADDED TO UM FACULTY

Coach Jim Larrañaga has been appointed as Adjunct Assistant Professor of Kinesiology and Sport Sciences at the University of Miami. Due to his head coaching responsibilities, Larrañaga will be a guest lecturer at several different classes in the School of Education and Human Development throughout the semester.

LARRAÑAGA DELIVERS UM COMMENCEMENT SPEECH

Coach L delivered an inspirational 10-minute Commencement speech in May to the College of Arts and Sciences and the Rosenstiel School of Marine and Atmospheric Science graduates.

LARRAÑAGA CONTRACT EXTENDED THROUGH 2022

The University of Miami extended Coach Jim Larrañaga's contract through May 31, 2022, Director of Athletics Blake James announced in September. Larrañaga first signed a five-year contract in April 2011, then was granted a three-year extension in 2012. Larrañaga signed the nine-year contract following the Canes' historical run in 2013, which culminated with the Bronx, N.Y., native earning AP, Naismith and USBWA Henry Iba National Coach of the Year honors. He was also the ACC Coach of the Year as well as NABC, Basketball Times and USBWA District Coach of the Year.

LAST FIVE GAMES (3-2)

#	Player	gp-gs	min	avg	Total		3-Point		F-Throw		Rebounds				pf	dq	a	to	blk	stl	pts	avg
					fg-fga	fg%	3fg-fga	3fg%	ft-fa	ft%	off	def	tot	avg								
15	Rion Brown	5-5	160	32.0	30-62	.484	13-30	.433	8-14	.571	8	28	36	7.2	9	0	9	7	1	5	81	16.2
22	Donnavan Kirk	5-5	136	27.2	22-38	.579	4-9	.444	3-9	.333	16	14	30	6.0	16	1	1	5	13	1	51	10.2
25	Garrius Adams	5-5	169	33.8	14-41	.341	5-20	.250	5-11	.455	3	15	18	3.6	4	0	21	7	1	7	38	7.6
35	James Kelly	5-4	105	21.0	14-26	.538	3-7	.429	3-6	.500	6	11	17	3.4	8	0	2	5	3	3	34	6.8
20	Manu Lecomte	5-1	148	29.6	10-29	.345	4-9	.444	8-12	.667	1	7	8	1.6	10	0	18	4	0	3	32	6.4
23	Tonye Jekiri	5-1	113	22.6	12-24	.500	0-0	.000	4-8	.500	11	20	31	6.2	19	2	6	4	7	6	28	5.6
21	Erik Swoope	4-0	51	12.8	6-12	.500	0-2	.000	5-6	.833	2	4	6	1.5	3	0	1	4	2	2	17	4.3
05	Davon Reed	5-4	100	20.0	5-24	.208	3-18	.167	8-8	1.000	0	5	5	1.0	3	0	12	8	0	2	21	4.2
03	Steve Sorenson	1-0	1	1.0	0-0	.000	0-0	.000	0-0	.000	0	0	0	0.0	0	0	0	0	0	0	0	0.0
04	Raphael Akpejori	3-0	13	4.3	0-0	.000	0-0	.000	0-0	.000	2	1	3	1.0	1	0	0	1	0	0	0	0.0
12	Justin Heller	1-0	2	2.0	0-0	.000	0-0	.000	0-0	.000	0	1	1	1.0	0	0	0	1	0	0	0	0.0
11	Mike Fernandez	1-0	2	2.0	0-0	.000	0-0	.000	0-0	.000	0	0	0	0.0	0	0	0	2	0	0	0	0.0
Team											8	9	17					3				
Total.....		5	1000		113-256	.441	32-95	.337	44-74	.595	57	115	172	34.4	73	3	70	51	27	29	302	60.4
Opponents.....		5	1000		99-271	.365	28-87	.322	49-74	.662	70	100	170	34.0	72	1	53	47	11	24	275	55.0

CURRENT CANES VS. GEORGIA TECH

Garrius Adams				Total			3-Point			F-Throw			Rebounds				PF	FO	Ast	TO	Blk	Stl	Pts	Avg	
Year	GP	GS	Min	Avg	FG	FGA	Pct	FG	FGA	Pct	FT	FTA	Pct	Off	Def	Tot	Avg	PF	FO	Ast	TO	Blk	Stl	Pts	Avg
2009-10	1	1	22		2	6	.333	1	5	.200	1	2	.500	1	2	3	3.0	1	0	1	1	0	1	6	
2/3/11	1	1	28		5	8	.625	1	3	.333	0	2	.000	1	2	3	3.0	4	0	1	6	0	0	11	
3/6/11	1	1	23		2	6	.333	1	3	.333	2	2	1.000	0	1	1	2.0	1	0	1	4	0	2	7	
2011-12	1		5		0	0	.000	0	0	.000	0	0	.000	0	0	0	0.0	0	0	0	0	0	0	0	
TOTAL	4	3	78	19.5	9	20	.450	3	11	.273	3	6	.500	2	5	7	1.8	6	0	2	11	0	3	24	6.0

Raphael Akpejori				Min	Avg	FG	FGA	Pct	FG	FGA	Pct	FT	FTA	Pct	Off	Def	Tot	Avg	PF	FO	Ast	TO	Blk	Stl	Pts	Avg
2011-12	1	0	1		0	0	.000	0	0	.000	0	0	.000	0	0	0	0.0	0	0	0	0	0	1	0		
01-05-13	1	0	13		1	3	.333	0	0	.000	0	0	.000	1	3	4	4.0	4	0	0	1	0	1	2		
TOTAL	2	0	14	7.0	1	3	.333	0	0	.000	0	0	.000	1	3	4	2.0	4	0	0	1	0	2	2	1.0	

Rion Brown				Min	Avg	FG	FGA	Pct	3FG	3FGA	3Pct	FT	FTA	Pct	Off	Def	Tot	Avg	PF	FO	Ast	TO	Blk	Stl	Pts	Avg
2/3/11	1		22		2	6	.333	1	3	.333	0	2	.000	2	6	8	8.0	3	0	1	2	0	0	5		
3/6/11	1		26		1	8	.125	1	5	.200	0	0	.000	0	3	3	5.5	2	0	3	2	0	0	3		
01-24-12	1		15		0	3	.000	0	2	.000	0	0	.000	1	0	1	1.0	3	0	1	0	0	0	0		
03-08-12	1		20		4	8	.500	2	4	.500	0	0	.000	1	4	5	3.0	0	0	0	1	0	0	10		
01-05-13	1		23		9	11	.818	4	6	.667	0	0	.000	1	0	1	1.0	1	0	0	0	0	1	22		
03-06-13	1		9		0	2	.000	0	1	.000	0	0	.000	0	1	1	1.0	1	0	1	1	0	0	0		
TOTAL	6	0	115	19.2	16	38	.421	8	21	.381	0	2	.000	5	14	19	3.2	10	0	6	6	0	1	40	6.7	

Tonye Jekiri				Min	Avg	FG	FGA	Pct	3FG	3FGA	3Pct	FT	FTA	Pct	Off	Def	Tot	Avg	PF	FO	Ast	TO	Blk	Stl	Pts	Avg
01-05-13	1		7		0	0	.000	0	0	.000	2	2	1.000	2	0	2	2.0	0	0	0	1	1	0	2		
03-06-13	1		7		0	1	.000	0	0	.000	0	0	.000	0	0	0	1.0	1	0	0	0	0	1	0		
TOTAL	2	0	14	7.0	0	1	.000	0	0	.000	2	2	1.000	2	0	2	1.0	1	0	0	1	1	1	2	1.0	

Erik Swoope				Min	Avg	FG	FGA	Pct	3FG	3FGA	3Pct	FT	FTA	Pct	Off	Def	Tot	Avg	PF	FO	Ast	TO	Blk	Stl	Pts	Avg
2/3/11	1		3		0	0	.000	0	0	.000	0	0	.000	1	0	1	1.0	1	0	0	1	0	1	0		
3/6/11	1		3		0	0	.000	0	0	.000	0	1	.000	1	1	2	1.5	0	0	0	0	0	0	0		
2011-12	1		1		0	0	.000	0	0	.000	0	0	.000	0	0	0	0.0	0	0	0	0	0	0	0		
01-05-13	1		2		0	0	.000	0	0	.000	0	2	.000	0	1	1	1.0	0	0	0	0	0	0	0		
TOTAL	4	0	9	2.3	0	0	.000	0	0	.000	0	3	.000	2	2	4	1.0	1	0	0	1	0	1	0	0.0	

MIAMI'S RECORD WHEN...

RECORD	ALL	ACC	AT UM	COACH L ACC
All games	9-7	1-3	58-27	25-13
Home	4-4	0-2	32-9	14-5
Away	4-2	1-1	19-13	11-8
Neutral	1-1		7-5	n/a
November	4-3		12-6	n/a
December	4-2	0-1	12-6	0-1
January	1-2	1-2	13-5	11-5
February			12-5	12-5
March			9-5	2-2
Vs. Top 10 opponents	0-1	0-1	2-5	2-4
Vs. Top 25 opponents (includes Top 10)	0-1	0-1	5-10	4-6
Vs. RV opponents	2-1	1-0	7-2	2-0
Vs. teams over .500 on game day	3-6	1-3	35-24	16-12
Vs. teams under .500 on game day	2-0		15-2	7-1
Vs. teams at .500 on game day	2-1		7-1	2-0
While UM is in the top 25			16-4	12-3
While UM is RV (only)			7-3	2-1
Leading at halftime	8-2	1-2	46-9	19-6
Trailing at halftime	1-5	0-1	10-18	4-7
Tied at halftime			4-0	2-0
Single overtime	1-3	0-1	2-5	1-1
Double overtime			2-0	1-0
In overtime games	1-3	0-1	4-5	2-1
Leading with 2:00 left in regulation	7-2	1-1	52-4	23-1
Trailing with 2:00 left in regulation	1-5	0-2	5-21	2-11
Tied with 2:00 left in regulation	1-0		1-1	0-1
UM shoots 50% or better from field	4-0		18-0	6-0
UM shoots 40-49% from field	4-1	1-1	34-8	17-6
UM shoots under 40% from field	1-6	0-2	6-19	2-7
Opp. shoots 50% or better from field			2-8	1-4
Opp. shoots 40-49% from field	3-3	0-1	24-11	10-5
Opp. shoots under 40% from field	6-4	1-2	32-8	14-4
UM shoots 70% or better from the line	2-4	0-1	28-14	10-9
UM shoots less than 70% from the line	7-3	1-2	30-13	15-3
UM has more 3-point FGs	3-3	0-2	24-10	15-8
UM has fewer 3-point FGs	5-3	0-1	22-9	8-4
3-point FGs are even	1-1	1-0	3-1	2-1
Four or more Canes in double figures	4-0		29-6	11-5
Three Canes score in double figures	3-4	1-1	21-14	10-4
Two or less Canes score in double figures	2-3	0-2	8-7	4-4
UM outrebounds opponent	7-2	0-1	37-10	14-6
Opp. outrebounds UM	2-5	1-2	19-17	10-7
Tied in rebounds			2-0	1-0
UM records 10 or more steals	1-0		9-3	3-1
UM records 15 or more assists	4-0	1-0	17-0	9-0
UM commits less than 15 turnovers	8-6	1-2	50-21	22-9
UM commits 15 or more turnovers	1-1	0-1	8-6	3-4
UM commits less turnovers than opp.	5-3	0-1	35-11	13-3
UM commits more turnovers than opp.	4-4	1-2	19-11	10-7
Tied in turnovers			4-5	2-3
UM scores 59 points or less	1-4	0-2	5-11	3-5
UM scores between 60-69 points	3-3	1-1	15-11	7-4
UM scores between 70-79 points	3-0		27-5	12-4
UM scores between 80-89 points	2-0		7-0	1-0
UM scores between 90-99 points			4-0	2-0
UM scores 100 or more points			0-0	0-0
Playing during the afternoon	3-3	0-2	19-8	8-5
Playing in the evening (5 p.m. or later)	6-4	1-1	38-18	17-8
Games decided by three points or less	2-1	0-1	7-6	4-4
Games decided by four to 10 points	2-5	1-2	17-11	8-7
Games decided by 11-20 points	4-1		23-10	7-2
Games decided by more than 20 points	1-0		11-0	6-0

UM SINCE THE ARRIVAL OF JIM LARRAÑAGA IN 2011

- 2013 ACC Regular Season Champions
- 2013 ACC Tournament Champions
- Ranked No. 2/2 - Miami's program high - Feb. 18, 2013
- No. 1 seed at 2013 ACC Tournament
- No. 2 seed in 2013 NCAA Tournament
- Won school record 29 games in 2013
- Won 15 ACC games in 2013
- 14-game win streak (tied 1946-47 & 2001-02) from Jan. 2 - Feb. 19, 2013
- 13-0 start in 2013 conference play, topping school-best nine ACC victories, which was set in 2011-12
- Sophomore Shane Larkin selected No. 18 in the 2013 NBA Draft by Atlanta Hawks, then traded to Dallas Mavericks
- All six seniors earned academic degree from UM: Garrius Adams, Julian Gamble, Reggie Johnson, Kenny Kadji, Trey McKinney Jones, Durand Scott
- Defeated No. 1 Duke, 90-63, on Jan. 23, 2013 in Coral Gables
- Defeated Duke twice within 12 months, at both Cameron Indoor Stadium and the BankUnited Center
- First team to beat Duke and UNC by 20+ points in the same season since Maryland in '74-'75 season
- First team to beat Duke and UNC by 25+ points since the start of ACC play in 1953
- Defeated three teams in The Triangle in the same season: UNC, Duke & NC State
- In 2012-13 defeated three teams in the Top 20 for the first time since joining the ACC - the last time was in 1999-00
- Students camped out for the game vs. Duke more than four hours before tipoff, then did it again for the game vs. Florida State
- Five home sellouts of 7,972 fans vs. Duke, Florida State, North Carolina, Virginia and Clemson
- Set a record for the most games with 1,200 or more students (7)
- Set record student average attendance at 808. The past average attendance was 641 per game
- Set the record for cumulative season student attendance at 12,008. The previous record was 10,269

AWARDS

- 2013 AP Coach of the Year - Jim Larrañaga
- 2013 Naismith Coach of the Year - Jim Larrañaga
- 2013 ACC Coach of the Year - Jim Larrañaga
- 2013 Henry Iba National Coach of the Year - Jim Larrañaga
- 2013 Adolph Rupp Cup Coach of the Year - Jim Larrañaga
- 2013 ACC Player of the Year (Coaches) - Shane Larkin
- 2013 ACC Defensive Player of the Year - Durand Scott
- Five All-ACC selections: Shane Larkin 1st team, Kenny Kadji 2nd team & 3rd team, Scott H.M. (twice)
- Three ACC Defensive Team players: Shane Larkin, Durand Scott, Julian Gamble
- 2012 ACC All-Rookie Team - Shane Larkin
- 2013 ACC All-Academic Team - Raphael Akpejori
- 2013 ACC Tournament MVP - Shane Larkin
- Four ACC All-Tournament team nods: Shane Larkin (1st), Durand Scott (1st), Julian Gamble (2nd), Trey McKinney Jones (2nd)
- Four ACC Player of the Week awards: Reggie Johnson (2012), Durand Scott (2012 & 2013) and Shane Larkin (2013)
- One ACC Rookie of the Week: Shane Larkin (2012)

CURRENT PLAYER AWARDS

IN 2012-13

Raphael Akpejori

- All-ACC Academic Team
- NABC Honors Court
- ACC Academic Honor Roll

Justin Heller

- ACC Academic Honor Roll

Steve Sorenson

- ACC Academic Honor Roll

COACH LARRAÑAGA'S MILESTONE VICTORIES

Victory	Date	Opponent	Score	School
50	02/10/88	Miami (Ohio)	65-59	Bowling Green
100	02/23/91	Kent State	84-57	Bowling Green
150	12/22/94	at Ohio State	59-50	Bowling Green
200	12/27/97	Northeastern	66-60	George Mason
250	12/20/00	Coastal Carolina	81-65	George Mason
300	12/02/03	East Carolina	76-65	George Mason
350	01/26/06	William & Mary	81-58	George Mason
400	02/27/08	William & Mary	68-59	George Mason
450	12/08/10	Loyola (Md.)	66-52	George Mason
500	01/05/12	at Georgia Tech	62-49	Miami

MIAMI HIGHS		OPPONENT HIGHS		MIAMI LOWS		OPPONENT LOWS	
Points	84 - Texas Southern, 11/14	Points	80 - Georgia Southern, 11/11	Points	44 - at Syracuse, 1/4	Points	46 - Cal State Fullerton, 11/29
Points/Half	44 - Texas Southern, 11/14	Points/Half	39 (2nd) - Florida State, 1/15	Points/Half	13 - Nebraska, 12/4	Points/Half	17 - Cal State Fullerton, 11/29
Field Goals Made	35 - Texas Southern, 11/14	Field Goals Made	29 - George Washington, 11/28	Field Goals Made	16 - Nebraska, 12/4	Field Goals Made	17 (2x) - last at Syracuse, 1/4
Field Goal Att.	69 - 2x last vs. Virginia Tech, 12/8	Field Goal Att.	69 - vs. Virginia Tech, 12/8	Field Goal Att.	40 - at Syracuse, 1/4	Field Goal Att.	42 - Co. of Charleston, 11/18
Field Goal Pct.	.571 - at Savannah State, 12/19	Field Goal Pct.	.475 - George Washington, 11/28	Field Goal Pct.	.311 - St. Francis Brooklyn, 11/8	Filed Goal Pct.	.308 - North Carolina, 1/8
3-Point FG Made	10 - Texas Southern, 11/14	3-Point FG Made	12 - vs. Virginia Tech, 12/8	3-Point FG Made	0 - St. Francis Brooklyn, 11/8	3-Point FG Made	3 - at Syracuse, 1/4
3-Point FG Att.	28 - Florida State, 1/15	3-Point FG Att.	34 - vs. Virginia Tech, 12/8	3-Point FG Att.	11 - Co. of Charleston, 11/18	3-Point FG Att.	3 - vs. Virginia Tech, 12/8
Free Throws Made	25 - Georgia Southern, 11/11	Free Throws Made	17 - Nebraska, 12/4	Free Throws Made	2 - Florida State, 1/15	Free Throws Made	5 - George Washington, 11/28
Free Throw Att.	31 - St. Francis Brooklyn, 11/8	Free Throw Att.	23 - St. Francis Brooklyn, 11/8	Free Throw Att.	4 - at Syracuse, 1/4	Free Throw Att.	9 - George Washington, 11/28
Rebounds	50 - vs. Virginia Tech, 12/8	Rebounds	45 - St. Francis Brooklyn, 11/8	Rebounds	27 - at Syracuse, 1/4	Rebounds	21 - at Savannah State, 12/19
Assists	21 - Texas Southern, 11/14	Assists	16 - Arizona State, 12/1	Assists	5 - St. Francis Brooklyn, 11/8	Assists	8 - 3x last vs. Loyola, 12/30
Steals	12 - Texas Southern, 11/14	Steals	10 - Nebraska, 12/4	Steals	1 - Cal State Fullerton, 11/29	Steals	1 - Florida State, 1/15
Blocks	6 (3x) - last at Syracuse, 1/4	Blocks	5 - 2x, last Nebraska, 12/4	Blocks	3 - 3x, last Nebraska, 12/4	Blocks	0 - Cal State Fullerton, 11/29
Turnovers	16 - at Savannah State, 12/19	Turnovers	17 - St. Francis Brooklyn, 11/8	Turnovers	4 - Florida State, 1/15	Turnovers	6 - George Washington, 11/28
Victory Margin	23 - vs. Loyola, 12/30	Victory Margin	11 - Nebraska, 12/4	Victory Margin	1 - Georgia Southern, 11/11	Victory Margin	1 - Virginia Tech, 12/8

MIAMI INDIVIDUAL HIGHS

Points	25 - Rion Brown at Nebraska, 12/4
Field Goals Made	9 - Donnavan Kirk - Florida State, 1/15
Field Goal Attempts	18 - Garrius Adams vs. St. Francis Brooklyn, 11/8
3-Point FG Made	5 - 3x last Rion Brown Florida State, 1/15
3-Point FG Attempts	11 - Rion Brown at Nebraska, 12/4
Free Throws Made	7 - 5x
Free Throw Attempts	10 - Garrius Adams vs. St. Francis Brooklyn, 11/8
Rebounds	11 - 3x last Donnavan Kirk vs. Virginia Tech, 12/8
Assists	9 - Rion Brown vs. Texas Southern, 11/14
Blocks	4 (4x) - Donnavan Kirk vs. Florida State, 1/15

OPPONENT INDIVIDUAL HIGHS

Points	27 - Jelani Hewitt, Georgia Southern, 11/11
Field Goals Made	9 - 2x last Jarell Eddie, Virginia Tech, 12/8
Field Goal Attempts	23 - Jarell Eddie, Virginia Tech, 12/8
3-Point FG Made	6 - Jarell Eddie, Virginia Tech, 12/8
3-Point FG Attempts	14 - Jarell Eddie, Virginia Tech, 12/8
Free Throws Made	8 - Jelani Hewitt, Georgia Southern, 11/11
Free Throw Attempts	8 - 3x
Rebounds	15 - Jordan Bachynski, Arizona State, 12/1
Assists	9 - Jonathan Gilling, Arizona State, 12/1
Blocks	4 - Jordan Bachynski, Arizona State, 12/1

THE LAST TIME ...

Player Scored 30 Points

Miami	Durand Scott (32), vs. NC State, 3/16/13
Opponent	Ryan Kelly (36), at Duke, 3/2/13

Player Scored 35 Points

Miami	Jack McClinton (35) vs. North Carolina, 3/15/09
Opponent	Ryan Kelly (36), at Duke, 3/2/13

Player Scored 40 Points

Miami	Darius Rice (43) vs. Connecticut, 1/20/03
Opponent	Sean Singletary (41), Virginia, 3/1/08

Two Players Scored 20 Points

Miami	Shane Larkin (28), Trey McKinney Jones (20) vs. North Carolina, 3/17/13
Opponent	Omari Grier (27), Raymond Taylor (20) FAU, 12/17/11

Three Players Scored 20 Points

Miami	Dwayne Collins (23), Brian Asbury (21), Jack McClinton (20) vs. Virginia Tech, 1/25/09
Opponent	Travis Mays (40), Alvin Heggs (22), Lance Blanks (21), Texas, 2/22/89

Five Players Scored in Double Figures

Miami	James Kelly (17), Donnavan Kirk (15), Rion Brown (13), Manu Lecomte (12), Davon Reed (11), Garrius Adams (10) vs. Texas Southern, 11/14/13
Opponent	Jon Scheyer (27), DeMarcus Nelson (19), Kyle Singler (12), Greg Paulus (12), Lance Thomas (10) Duke, 2/20/08

Six Players Scored in Double Figures

Miami	James Kelly (17), Donnavan Kirk (15), Rion Brown (13), Manu Lecomte (12), Davon Reed (11), Garrius Adams (10) vs. Texas Southern, 11/14/13
-------	--

Player Grabbed 15 Rebounds

Miami	Reggie Johnson (20) vs. Florida Atlantic, 3/16/11
Opponent	Jordan Bachynski (15), Arizona State, 12/1/13

Two Players Grabbed 10 Rebounds

Miami	Rion Brown (10), Tonye Jekiri (10), at North Carolina, 1/8/14
Opponent	Marcus Ginyard (12), John Henson (12), North Carolina, 3/2/10

Three Players Grabbed 10 Rebounds

Miami	Mark Richardson (11), Eric Brown (10), Joe Wylie (10) vs. FIU, 3/6/89
Opponent	Matt Harpring (12), Dion Glover (10), Michael Maddox (10), Georgia Tech, 12/2/7/97

Player Had 10 Assists

Miami	Durand Scott (10) vs. North Carolina Central, 11/14/09
Opponent	Kendall Marshall (10), North Carolina, 3/11/11

Player Had 10 Blocks

Miami	Anthony King (10) vs. Florida Atlantic, 11/29/04
Opponent	Jarvis Varnado (10), Mississippi State, 12/13/07

Player Had a Double-Double

Miami	Rion Brown (19 pts, 10 rebs) at North Carolina, 1/8/14
Opponent	James Michael McAdoo (12 pts, 12 rebs) North Carolina, 1/8/14

Player Had a Triple-Double

Miami	Anthony King (11 pts, 10 reb, 13 blks) vs. Florida Atlantic, 11/29/04
Opponent	Brendan Haywood (18 pts, 14 reb, 10 blks), North Carolina, 12/4/00

Two Players Had Double-Doubles

Miami	Reggie Johnson (22 pts, 11 rebs) & Kenny Kadji (12 pts, 12 rebs), vs. Stetsson, 11/9/12
Opponent	Hasheem Thabeet (19 pts, 14 reb), A.J. Price (13 pts, 11 reb), Connecticut, 11/23/08

Team Scored 100 Points

Miami	108 vs. Nova Southeastern, 11/16/09
Opponent	105, North Carolina, 1/31/07

Team Scored 50 Points in a Half

Miami	51, (2nd half) at Hawaii, 12/22/12
Opponent	51 (2nd half), UCF, 12/18/10

Team Shot 50 Percent in Both Halves

Miami	.538 (14-26) / .625 (10-16) at Savannah State, 12/19/13
Opponent	.538 (14-26) / .500 (16-32) vs. Georgia Tech, 3/6/13

Team Shot 60 Percent in a Half

Miami	.600 (15-25), first half, Loyola, 12/30/13
Opponent	.619 (13-21), second half, Florida State, 1/15/14

Team Shot 70 Percent in a Half

Miami	.739 (17-23), first half, at Florida State, 2/13/13
-------	---

Team Shot 60 Percent in a Game

Miami	.638 (30-47), at Florida State, 2/13/13
Opponent	.622 (23-37), Clemson, 12/21/08

Team Shot Less Than 30 Percent in a Game

Miami	.291 (16-55), FGCU, 11/13/12
Opponent	.297 (22-74), Duke, 1/23/13

Miami 84, Florida Tech 55
10-30-13
Exhibition
BankUnited Center

Florida Tech 0-0		tot-fg 3-pt					rebounds									
##	Player	fg	fga	fg	fga	fta	of	de	tot	pf	tp	a	to	b	s	min
03	CARTER, Chris	* 7	21	3	11	3	6	0	1	1	2	20	4	3	0	2 38
04	JACKSON, Jermaine	* 4	14	0	4	1	1	0	3	3	2	9	5	1	1	22
11	JOHNSON, Akeem	* 1	8	0	3	0	0	1	4	7	1	2	2	1	0	34
41	USIC, David	* 1	4	0	1	0	0	2	1	3	4	2	0	1	0	13
42	STAHL, Cameron	* 3	5	0	0	0	0	1	6	7	2	6	1	0	1	34
02	BOOTH, Robert	* 0	1	0	0	0	0	2	2	2	1	0	1	0	0	12
05	JACKSON, Corbin	* 6	11	0	1	0	0	2	1	3	5	12	0	3	1	19
10	BOLHUIS, Kevin	* 0	0	0	0	0	0	1	0	1	0	0	0	0	0	3
12	MEADEN, George	* 0	0	0	0	0	0	0	0	0	0	0	0	0	0	1
14	DIVAC, Matia	* 1	1	0	0	0	0	0	0	0	0	2	0	0	0	1
15	STAHL, Nick	* 0	2	0	1	0	0	1	0	1	0	0	2	1	0	4
22	SPENCE, Isaac	* 0	0	0	0	0	0	0	0	0	0	0	0	0	0	0+
24	POPE, Derick	* 1	2	0	1	0	0	0	2	2	2	0	2	0	0	17
25	FISCHER, Max	* 0	0	0	0	0	0	0	0	0	0	0	0	0	0	1
55	BONJONIA, Berkley	* 0	0	0	0	0	0	0	0	0	0	0	0	0	0	1
TEAM																
Totals		24 69 3 22 4 7					12 21 33 19 55					15 12 3 5 200				
TOTAL FG%		1st Half: 8-35 22.9%					2nd Half: 16-34 47.1%					Game: 34.8%				
3-Pt. FG%		1st Half: 1-11 9.1%					2nd Half: 2-11 18.2%					Game: 13.6%				
F Throw %		1st Half: 1-1 100%					2nd Half: 3-6 50.0%					Game: 57.1%				

Miami 0-0		tot-fg 3-pt					rebounds									
##	Player	fg	fga	fg	fga	fta	of	de	tot	pf	tp	a	to	b	s	min
15	Rion Brown	* 7	8	6	7	0	0	1	2	3	4	20	1	2	0	0 24
20	Manu Lecomte	* 1	4	0	0	0	0	1	1	2	2	2	3	2	0	0 19
22	Donnavan Kirk	* 5	8	0	2	3	6	5	4	9	1	13	1	1	3	0 30
23	Tonye Jekiri	* 1	7	0	0	1	2	1	9	10	2	3	3	2	2	0 28
25	Garrison Adams	* 6	14	3	8	1	2	1	9	10	0	16	5	2	0	0 31
01	Deandre Burnett	* 5	12	1	5	5	6	2	1	3	1	16	0	2	0	1 22
03	Steve Sorenson	* 0	0	0	0	0	0	0	0	0	0	0	0	0	0	0 1
04	Raphael Akpejori	* 0	1	0	0	2	4	0	2	2	0	2	1	0	0	0 9
05	Davon Reed	* 2	4	0	1	2	4	2	2	6	0	0	0	1	1	17
12	Justin Heller	* 1	2	1	1	0	0	0	0	0	0	3	0	0	0	1
21	Erik Swoope	* 1	1	0	0	1	2	1	2	3	0	0	0	0	1	9
35	James Kelly	* 0	2	0	2	0	0	1	2	3	1	0	0	1	0	9
TEAM																
Totals		29 63 11 26 15 26					16 35 51 13 84					14 12 6 7 200				
TOTAL FG%		1st Half: 13-30 43.3%					2nd Half: 16-33 48.5%					Game: 46.0%				
3-Pt. FG%		1st Half: 7-16 43.8%					2nd Half: 4-10 40.0%					Game: 42.3%				
F Throw %		1st Half: 7-14 50.0%					2nd Half: 8-12 66.7%					Game: 57.7%				

Officials: Jacyn Goble, JB Caldwell, Alan Spainhour
Technical fouls: Florida Tech-None. Miami-None.
Attendance: 4848

Score by Periods	1st	2nd	Total
Florida Tech	18	37	55
Miami	40	44	84

Points in the paint-FITM 30,UM 30. Points off turnovers-FITM 12,UM 15.
2nd chance points-FITM 6,UM 25. Fast break points-FITM 14,UM 17.
Bench points-FITM 16,UM 30. Score tied-0 times. Lead changed-0 times.
Last FG-FITM 2nd-00:44, UM 2nd-00:11.
Largest lead-FITM None, UM by 29 2nd-00:11.

St. Francis Brooklyn 66, Miami 62 (OT)
11-08-13
Game 1
BankUnited Center

St. Francis Brooklyn 1-0 tot-fg 3-pt		rebounds														
##	Player	fg	fga	fg	fga	fta	of	de	tot	pf	tp	a	to	b	s	min
03	MCKFORD, Ben	* 4	12	3	10	0	0	0	3	3	0	11	2	1	0	0 38
05	CANNON, Jalen	* 6	13	2	4	0	0	0	4	6	10	3	14	0	0	0 30
33	MILK, Matt	* 0	1	0	1	0	0	0	0	1	1	3	0	0	1	0 7
34	DOUGLAS, Kevin	* 1	6	1	4	0	3	4	2	2	4	3	6	0	1	0 34
44	WHITE, Anthony	* 1	3	0	0	0	0	1	1	0	2	2	0	0	0	0 10
01	JONES, Brent	* 3	0	1	7	8	1	6	7	4	7	4	2	0	0	0 26
02	HOPKINSON, Yunus	* 2	2	0	2	1	2	0	0	0	1	1	1	0	1	9
11	SANTAVENERE, P.J.	* 1	2	0	1	0	0	0	0	0	2	2	0	0	0	1
23	ULMER, Lowell	* 0	0	0	0	2	0	1	1	1	0	0	0	0	0	7
25	ISALOVIC,Aleksandar	* 1	0	1	0	0	0	0	0	0	0	0	0	0	0	1
32	FALL, Amdy	* 3	4	0	0	0	0	1	3	4	3	6	0	1	2	0 18
43	HAGIGAL, Sheldon	* 0	0	0	0	0	0	0	0	0	3	0	0	1	0	4
45	MARTIN, Wayne	* 6	13	1	1	4	7	4	4	8	4	17	2	5	1	2 28
TEAM																
Totals		22 60 7 24 15 23					14 31 45 27 66					11 17 4 6 225				
TOTAL FG%		1st Half: 10-34 29.4%					2nd Half: 9-22 40.9%					Game: 36.7%				
3-Pt. FG%		1st Half: 6-16 37.5%					2nd Half: 1-8 12.5%					Game: 29.2%				
F Throw %		1st Half: 1-4 25.0%					2nd Half: 10-15 66.7%					Game: 65.2%				

Miami 0-1		tot-fg 3-pt					rebounds									
##	Player	fg	fga	fg	fga	fta	of	de	tot	pf	tp	a	to	b	s	min
15	Rion Brown	* 3	10	0	3	5	6	1	6	7	1	11	0	1	0	0 42
20	Manu Lecomte	* 3	10	0	2	3	4	0	1	1	2	9	1	2	0	0 34
22	Donnavan Kirk	* 6	8	0	1	4	6	7	3	10	3	16	0	4	2	0 35
23	Tonye Jekiri	* 2	7	0	0	2	2	1	8	9	5	6	1	2	1	0 23
25	Garrison Adams	* 4	18	0	8	7	9	1	2	3	2	15	3	1	0	0 30
04	Raphael Akpejori	* 0	0	0	0	0	0	0	0	0	1	0	0	0	0	4
05	Davon Reed	* 1	5	0	1	2	0	1	1	3	0	0	0	0	1	18
21	Erik Swoope	* 0	3	0	0	2	2	1	3	4	3	2	0	0	0	0 23
35	James Kelly	* 0	0	0	0	0	0	3	1	4	2	0	0	2	0	0 5
TEAM																
Totals		19 61 0 15 24 31					15 28 43 20 62					5 13 3 7 225				
TOTAL FG%		1st Half: 8-29 27.6%					2nd Half: 8-23 34.8%					Game: 31.1%				
3-Pt. FG%		1st Half: 0-5 0.0%					2nd Half: 0-6 0.0%					Game: 0.0%				
F Throw %		1st Half: 10-13 76.9%					2nd Half: 14-18 77.8%					Game: 77.4%				

Officials: Brian Dorsey, Bernard Clinton, Louie Andrakakos
Technical fouls: St. Francis Brooklyn-None. University of Miami-None.
Attendance: 6060

Score by Periods	1st	2nd	OT	Total
St. Francis Brooklyn	27	29	10	66
University of Miami	26	30	6	62

Points in the paint-SFBK 26,UM 30. Points off turnovers-SFBK 15,UM 16.
2nd chance points-SFBK 13,UM 11. Fast break points-SFBK 3,UM 4.
Bench points-SFBK 33,UM 5. Score tied-7 times. Lead changed-7 times.
Last FG-SFBK OT-01:02, UM OT-00:20.
Largest lead-SFBK by 7-14:35, UM by 7 1st-05:53.

Miami 84, Texas Southern 69
11-14-13
Game 3
BankUnited Center

Texas Southern 2-1		tot-fg 3-pt					rebounds											
##	Player	fg	fga	fg	fga	fta	of	de	tot	pf	tp	a	to	b	s	min		
04	Rodriguez, Jose	*	4	10	0	3	6	0	5	5	1	11	2	2	0	26		
11	Johnson-Danner, Law	*	3	7	2	4	2	2	0	2	0	10	0	2	0	32		
14	Penn, Ray	*	5	10	5	6	0	1	3	4	0	15	4	3	0	31		
15	Scott, D'Angelo	*	2	5	0	0	3	4	5	4	9	1	7	3	3	0	28	
20	Arnick, Victor	*	0	0	0	0	0	0	0	0	0	0	0	0	0	0		
03	Gibbs, Madarius		2	2	1	1	0	0	1	2	3	5	2	1	0	1	23	
24	Murray, Aaric		5	13	3	8	3	4	0	1	1	4	16	2	3	2	24	
32	Clayborn, Aaron		2	3	0	0	1	1	2	1	3	2	5	0	2	0	0	25
TEAM								4	4									
Totals				23	54	1122	1217	9	22	31	11	69	13	16	2	3	200	
TOTAL FG%		1st Half:	11-30 36.7%				2nd Half:	12-24 50.0%				Game: 42.6%						
3-Pt. FG%		1st Half:	7-17 41.2%				2nd Half:	4-5 80.0%				Game: 50.0%						
F Throw %		1st Half:	3-6 50.0%				2nd Half:	9-11 81.8%				Game: 70.6%						

RV/- George Washington 71, Miami 63 (OT) Game 6
11-28-13 Titan Gym

Miami 3-3 ## Player	tot-fg fg fga	3-pt fga fta	rebounds of de tot	pf tp	a	b	s	min
22 Donnavan Kirk	f 3 8	0 0	0 0	2 9	11	2	6	0 2 4 0 39
23 Tonye Jekiri	c 1 3	0 0	0 0	0 1	1	0	2	1 1 1 1 21
15 Rion Brown	g 4 12	1 6	7 7	3 6	9	2	16	1 0 0 1 34
20 Manu Lecomte	g 2 6	1 2	0 0	2 0	2	2	5	0 2 0 0 25
25 Garrus Adams	g 4 13	2 4	7 8	1 3	4	4	17	5 4 0 1 40-
05 Davon Reed	2 7	2 5	0 0	0 2	2	2	6	2 3 0 2 35
21 Erik Swoope	0 0	0 0	0 0	0 0	0	1	0	0 0 0 0 3
35 James Kelly	5 9	0 0	1 2	2 4	6	2	11	0 0 1 0 28
TEAM			2 2					
Totals	21 58	6 17	15 17	12 25	37	15	63	9 12 6 5 225

TOTAL FG% 1st Half: 11-25 44.0% 2nd Half: 9-25 36.0% Game: 36.2%
3-Pt. FG% 1st Half: 2-4 50.0% 2nd Half: 4-8 50.0% Game: 35.3%
F Throw % 1st Half: 2-2 100% 2nd Half: 11-13 84.6% Game: 88.2%

George Washington 5-0 ## Player	tot-fg fg fga	3-pt fga fta	rebounds of de tot	pf tp	a	b	s	min
21 LARSEN, Kevin	f 2 7	0 0	0 0	4 4	4	3	4	0 1 0 1 33
32 ARMWOOD, Isaiah	f 6 10	0 0	0 0	2 9	11	4	12	1 2 3 1 39
01 CREEK, Maurice	g 5 14	2 7	3 4	1 1	2	3	15	2 0 0 1 33
11 SAVAGE, Kethan	g 5 10	0 1	1 1	1 2	3	1	11	2 2 1 1 29
22 McDONALD, Joe	g 4 7	1 1	1 2	0 5	5	2	10	3 0 0 3 35
03 CARTAGENA, Miguel	1 1	1 1	0 0	0 0	0	3	1	1 0 0 0 8
05 GRIFFIN, Nick	0 0	0 0	0 0	0 0	0	0	0	0 0 0 0 3
30 MIKIC, Nemanja	6 8	4 5	0 0	1 1	2	2	16	1 0 1 0 29
33 MARAGKOS, Paris	0 1	0 0	0 0	1 0	1	1	0	0 0 0 0 2
34 KOPRIVA, John	0 3	0 0	0 2	0 2	2	0	0	0 0 0 0 14
TEAM			1 2					
Totals	29 61	8 16	5 9	7 25	32	16	71	10 6 5 7 226

TOTAL FG% 1st Half: 12-28 42.9% 2nd Half: 12-27 44.4% Game: 47.5%
3-Pt. FG% 1st Half: 3-6 50.0% 2nd Half: 3-7 42.9% Game: 50.0%
F Throw % 1st Half: 0-0 0.0% 2nd Half: 5-9 55.6% Game: 55.6%

Officials: Mike Scypers, Ken Ditty, Michael Irving
Technical fouls: University of Miami-None. George Washington-None.
Attendance: 1966

Score by Periods	1st	2nd	OT	Total
University of Miami	26	33	4	63
George Washington	27	32	12	71

First game of DIRECTV Wooden Legacy Quarterfinals

Points in the paint-UM 22,GW 34. Points off turnovers-UM 17,GW 17.
2nd chance points-UM 15,GW 6. Fast break points-UM 4,GW 4.
Bench points-UM 17,GW 19. Score tied-6 times. Lead changed-7 times.
Last FG-UM OT-00:20, GW OT-01:37.
Largest lead-UM by 6 1st-17:35, GW by 12 2nd-14:20.

Nebraska 60, Miami 49 Game 9
12-4-13 Pinnacle Bank Arena

Miami 5-4 ## Player	tot-fg fg fga	3-pt fga fta	rebounds of de tot	pf tp	a	b	s	min
22 Donnavan Kirk	f 0 4	0 1	1 2	1 3	4	4	1	0 1 1 1 18
35 James Kelly	f 1 4	0 0	0 0	0 5	5	0	2	0 1 1 0 28
05 Davon Reed	g 2 11	1 6	0 0	1 1	2	2	5	2 2 0 2 31
15 Rion Brown	g 8 14	5 11	4 6	0 2	2	4	25	3 2 0 1 32
25 Garrus Adams	g 0 6	0 2	2 2	2 5	7	0	2	1 3 0 0 31
04 Raphael Akpejori	0 0	0 0	2 2	0 1	1	4	2	0 0 0 0 8
20 Manu Lecomte	2 4	0 0	1 3	0 2	2	4	5	4 4 0 0 23
21 Erik Swoope	2 5	1 3	0 0	0 2	2	5	0	0 0 0 0 8
23 Tonye Jekiri	1 2	0 0	0 0	2 5	7	2	2	1 0 1 0 21
TEAM			2 2					
Totals	16 50	7 25	10 15	8 26	34	20	49	11 13 3 4 200

TOTAL FG% 1st Half: 6-25 24.0% 2nd Half: 10-25 40.0% Game: 32.0%
3-Pt. FG% 1st Half: 1-12 8.3% 2nd Half: 6-13 46.2% Game: 28.0%
F Throw % 1st Half: 0-0 0.0% 2nd Half: 10-15 66.7% Game: 66.7%

Nebraska 6-2 ## Player	tot-fg fg fga	3-pt fga fta	rebounds of de tot	pf tp	a	b	s	min
31 Shields, Shavon	f 4 13	1 3	0 0	0 7	7	1	9	2 2 0 1 36
35 Pitchford, Walter	f 4 8	3 6	2 2	0 5	5	1	13	0 0 0 0 22
00 Webster, Tai	g 1 1	0 0	3 5	0 2	2	4	5	5 5 0 4 25
05 Petteway, Terran	g 4 10	1 3	5 6	1 2	3	2	14	0 1 3 1 32
15 Gallegos, Ray	g 3 8	2 7	0 0	0 5	5	3	8	3 1 0 2 35
01 Biggs, Deverell	0 2	0 1	4 6	0 1	1	4	4	2 1 0 1 18
03 Parker, Benny	0 0	0 0	0 0	0 0	0	0	0	0 0 0 0 9
21 Smith, Leslee	2 4	0 0	3 3	5 5	10	1	7	0 1 2 1 23
TEAM			2 2					
Totals	18 46	7 20	17 22	6 29	35	16	60	12 11 5 10 200

TOTAL FG% 1st Half: 8-25 32.0% 2nd Half: 10-21 47.6% Game: 39.1%
3-Pt. FG% 1st Half: 4-10 40.0% 2nd Half: 3-10 30.0% Game: 35.0%
F Throw % 1st Half: 2-3 66.7% 2nd Half: 15-19 78.9% Game: 77.3%

Officials: Gene Steratore, Mark Whitehead, Larry Scirotto
Technical fouls: University of Miami-None. Nebraska-None.
Attendance: 15088

Score by Periods	1st	2nd	Total
University of Miami	13	36	49
Nebraska	22	38	60

Actual Attendance: 12,579

Points in the paint-UM 12,NEB 18. Points off turnovers-UM 12,NEB 13.
2nd chance points-UM 2,NEB 9. Fast break points-UM 0,NEB 6.
Bench points-UM 14,NEB 11. Score tied-1 time. Lead changed-0 times.
Last FG-UM 2nd-00:39, NEB 2nd-01:40.
Largest lead-UM None, NEB by 16 2nd-12:05.

Miami 48, Cal State Fullerton 46 Game 7
11-29-13 Titan Gym

Miami 4-3 ## Player	tot-fg fg fga	3-pt fga fta	rebounds of de tot	pf tp	a	b	s	min
22 Donnavan Kirk	f 2 4	0 0	1 2	2 0	2	3	5	0 2 1 0 27
25 Garrus Adams	f 3 9	1 6	0 0	1 3	4	0	7	1 3 1 0 35
35 James Kelly	f 4 7	1 2	1 2	1 6	7	3	10	1 0 2 0 24
05 Davon Reed	g 4 12	1 6	0 2	0 3	3	1	9	2 1 0 0 36
15 Rion Brown	g 4 10	0 3	1 2	2 6	8	2	9	2 4 0 0 34
20 Manu Lecomte	2 4	0 2	0 0	0 3	3	1	4	1 0 0 1 15
21 Erik Swoope	0 0	0 0	0 2	0 2	2	0	0	0 1 0 0 9
23 Tonye Jekiri	2 3	0 0	0 0	0 4	4	3	4	0 2 0 0 20
TEAM			1 2					
Totals	21 49	3 19	3 10	7 28	35	13	48	7 13 4 1 200

TOTAL FG% 1st Half: 10-22 45.5% 2nd Half: 11-27 40.7% Game: 42.9%
3-Pt. FG% 1st Half: 1-10 10.0% 2nd Half: 2-9 22.2% Game: 15.8%
F Throw % 1st Half: 2-4 50.0% 2nd Half: 1-6 16.7% Game: 30.0%

Cal State Fullerton 2-5 ## Player	tot-fg fg fga	3-pt fga fta	rebounds of de tot	pf tp	a	b	s	min
00 Horne, Marquis	f 1 8	0 1	0 0	0 4	4	3	2	0 0 0 1 32
13 Boyd, Joe	f 0 2	0 0	0 0	1 4	5	1	0	0 0 1 0 17
10 Williams, Michael	g 6 16	2 9	1 3	0 2	2	1	15	2 1 0 1 36
11 Gentry, Josh	g 1 5	1 3	0 0	0 1	1	0	3	1 2 0 0 17
22 Blackwell, Sheldon	g 4 6	1 3	4 6	1 1	2	1	13	6 0 0 3 32
01 Brandon, Jared	1 5	0 2	0 0	0 4	4	0	2	1 1 0 0 19
21 McClellan, Steve	2 2	0 0	0 0	0 2	2	4	0	2 0 1 0 17
32 Collins, Chris	0 1	0 0	3 4	1 4	5	1	3	1 3 0 0 17
33 Johnson, James	2 3	0 0	0 0	0 1	1	4	0	1 0 0 0 13
TEAM			2 3					
Totals	17 48	4 18	8 13	5 26	31	13	46	11 11 0 6 200

TOTAL FG% 1st Half: 7-24 29.2% 2nd Half: 10-24 41.7% Game: 35.4%
3-Pt. FG% 1st Half: 1-9 11.1% 2nd Half: 3-9 33.3% Game: 22.2%
F Throw % 1st Half: 2-4 50.0% 2nd Half: 6-9 66.7% Game: 61.5%

Officials: Mike Eggers, Greg Nixon, Tim Kelly
Technical fouls: University of Miami-None. Cal State Fullerton-None.
Attendance: 1857

Score by Periods	1st	2nd	Total
University of Miami	23	25	48
Cal State Fullerton	17	29	46

Consolation 1 (Game 6) Directv Wooden Legacy ESPN3

Points in the paint-UM 22,CSF 14. Points off turnovers-UM 11,CSF 10.
2nd chance points-UM 7,CSF 4. Fast break points-UM 4,CSF 4.
Bench points-UM 8,CSF 13. Score tied-2 times. Lead changed-0 times.
Last FG-UM 2nd-02:47, CSF 2nd-00:21.
Largest lead-UM by 17 2nd-08:36, CSF None.

Virginia Tech 61, Miami 60 (OT) Game 10
12-8-13 BankUnited Center

Virginia Tech 7-3, 1-0 ## Player	tot-fg fg fga	3-pt fga fta	rebounds of de tot	pf tp	a	b	s	min
02 Joey van Zegeren*	4 9	0 0	0 0	6 4	10	3	8	0 2 2 1 35
11 Devin Wilson*	0 2	0 0	1 3	0 2	2	4	1	5 1 0 1 40-
25 Will Johnson*	0 1	0 0	0 0	2 2	0	0	0	0 0 0 0 43
13 Jarell Eddie	* 9 23	6 14	0 0	1 7	8	1	24	0 2 0 2 43
33 Marshall Wood*	* 3 9	3 6	0 0	1 5	6	0	9	1 2 0 1 30
04 Adam Smith	* 3 9	2 6	0 0	0 1	1	0	8	3 0 0 0 21
04 Cadarian Raines	0 1	0 0	0 0	0 1	1	2	0	0 0 0 0 11
15 Ben Emelogue	5 14	7 0	0 0	1 4	5	0	11	2 2 0 0 34
22 Christian Beyer	0 1	0 0	0 0	0 1	1	2	0	0 0 1 0 4
32 Trevor Thompson	0 0	0 0	0 0	0 0	0	1	0	0 0 0 0 4
TEAM			2 5					
Totals	24 69	12 34	1 3	11 32	43	13	61	11 10 3 6 224

TOTAL FG% 1st Half: 9-30 30.0% 2nd Half: 13-34 38.2% Game: 34.8%
3-Pt. FG% 1st Half: 5-16 31.3% 2nd Half: 6-16 37.5% Game: 35.3%
F Throw % 1st Half: 0-0 0.0% 2nd Half: 1-3 33.3% Game: 33.3%

Miami 5-0, 1-0 ACC ## Player	tot-fg fg fga	3-pt fga fta	rebounds of de tot	pf tp	a	b	s	min
05 Davon Reed	* 4 10	1 3	1 2	2 3	5	0	10	0 3 0 0 32
15 Rion Brown	* 4 15	1 5	0 0	2 2	4	2	9	2 0 0 1 38
22 Donnavan Kirk	* 2 7	0 1	2 4	0 7	11	1	6	0 3 2 0 29
25 Garrus Adams	* 5 9	2 4	2 4	0 3	3	2	14	0 2 0 1 34
35 James Kelly	* 5 14	0 1	2 2	3 6	9	4	12	0 2 0 1 31
04 Raphael Akpejori	0 1	0 0	0 0	0 2	2	2	0	0 1 0 0 9
20 Manu Lecomte	3 8	0 1	1 2	0 4	4	2	7	2 3 0 1 27
21 Erik Swoope	0 0	0 0	0 0	1 1	2	0	0	0 1 0 0 4
23 Tonye Jekiri	1 5	0 0	0 0	3 4	7	0	2	0 0 1 0 21
TEAM			3 3					
Totals	24 69	4 15	8 14	15 35	50	13	60	7 12 4 4 225

TOTAL FG% 1st Half: 14-31 45.2% 2nd Half: 9-29 31.0% Game: 34.8%
3-Pt. FG% 1st Half: 1-4 25.0% 2nd Half: 3-10 30.0% Game: 26.7%
F Throw % 1st Half: 2-4 50.0% 2nd Half: 4-6 66.7% Game: 57.1%

Officials: Roger Ayers, Pat Driscoll, James Luckie
Technical fouls: Virginia Tech-None. University of Miami-None.
Attendance: 6270

Score by Periods	1st	2nd	OT	Total
Virginia Tech	23	33	5	61
University of Miami	31	25	4	60

Points in the paint-VT 12,UM 30. Points off turnovers-VT 13,UM 7.
2nd chance points-VT 8,UM 11. Fast break points-VT 2,UM 9.
Bench points-VT 19,UM 9. Score tied-3 times. Lead changed-9 times.
Last FG-VT OT-00:20, UM OT-04:29.
Largest lead-VT by 2 1st-12:35, UM by 13 2nd-16:08.

Miami 60, RV/RV Arizona State 57 Game 8
12-1-13 Honda Center

Miami 5-3 ## Player	tot-fg fg fga	3-pt fga fta	rebounds of de tot	pf tp	a	b	s	min
22 Donnavan Kirk	f 3 9	0 0	1 1	2 1	3	2	7	0 2 2 0 28
35 James Kelly	f 4 7	0 2	3 4	0 6	6	3	11	1 1 1 0 35
05 Davon Reed	g 5 10	5 8	4 6	0 1	1	3	19	2 2 0 0 36
15 Rion Brown	g 3 7	0 1	3 5	1 3	4	2	9	4 2 0 0 30
25 Garrus Adams	g 3 7	1 2	2 4	1 8	9	3	9	4 0 0 2 33
04 Raphael Akpejori	0 0	0 0	0 0	0 1	1	1	0	0 0 0 0 5
20 Manu Lecomte	1 3	0 0	0 0	0 1	1	0	2	1 0 0 0 10
21 Erik Swoope	1 1	0 0	1 1	0 0	1	3	0	0 0 0 0 13
23 Tonye Jekiri	0 3	0 0	0 0	2 1	3	1	0	0 0 0 0 10
TEAM			2 2					
Totals	20 47	6 13	14 21	8 22	30	16	60	12 7 3 2 200

TOTAL FG% 1st Half: 7-24 29.2% 2nd Half: 13-23 56.5% Game: 42.6%
3-Pt. FG% 1st Half: 2-7 28.6% 2nd Half: 4-6 66.7% Game: 46.2%
F Throw % 1st Half: 8-10 80.0% 2nd Half: 11-14 78.6% Game: 66.7%

Arizona State 7-2	tot-fg 3-pt					rebounds									
## Player	f	g	fga	fg	fta	of	de	tot	pf	tp	a	b	s	min	
31 Gilling, Jonathan	f	1	4	1	4	0	1	1	4	3	9	2	0	38	
13 Bachynski, Jordan	c	8	11	0	4	7	7	8	15	4	20	0	4	1	
01 Carlson, Jahii	g	2	14	2	4	2	1	2	3	18	3	3	0	39	
35 Koulechov, Egor	g	3	4	1	2	0	1	3	4	1	7	0	1	24	
14 Marshall, Jermaine	g	4	12	3	7	3	4	0	1	1	2	2	3	0	
03 Murray, Chance		0	0	0	0	0	0	2	2	1	0	1	0	0	
05 Edwards, Richie		0	0	0	0	0	0	0	0	1	0	0	0	0	
24 Tummala, Sai		2	6	1	4	0	0	1	2	3	2	5	1	14	
TEAM								1	2	3					
Totals		20	51	8	21	9	13	11	21	32	16	57	16	9	

vs. La Salle **Game 12**
12-22-13 **BankUnited Center**

La Salle 6-6		tot-fg		3-pt		rebounds									
#	PLAYER	f	g	f	g	ft	f	t	pf	tp	a	b	s	min	
00	ZACK, Steve	* 5	10	0	0	1	2	4	7	11	2	11	1	1	10 35
01	PETERSON, D.J.	* 0	2	1	1	0	0	0	0	4	0	2	0	0	19
03	DUREN, Tyreek	* 7	12	4	7	0	0	5	5	3	18	2	1	1	11 36
10	MILLS, Sam	* 6	14	3	8	0	0	1	2	3	0	15	2	1	0 34
25	WRIGHT, Jerrell	* 3	6	0	0	2	3	4	3	7	2	8	0	2	0 29
05	DUNN, Taylor	* 0	0	0	0	0	0	0	0	0	0	0	0	0	3
21	GARLAND, Tyrone	1	7	0	2	1	2	0	0	0	2	3	3	2	0 23
23	LEWIS, Khalid	1	4	0	0	0	0	0	0	2	2	1	1	0	14
35	BROWN, Rohan	0	0	0	0	1	2	1	0	1	2	1	0	0	0
TEAM		4 4 8													
Totals		23	60	7	18	5	9	14	21	35	17	58	9	10	2 4 200

TOTAL FG%	1st Half: 9-28 32.1%	2nd Half: 14-32 43.8%	Game: 38.3%
3-Pt. FG%	1st Half: 3-10 30.0%	2nd Half: 4-8 50.0%	Game: 38.9%
FThrow %	1st Half: 3-4 75.0%	2nd Half: 2-5 40.0%	Game: 55.6%

Miami 7-5		tot-fg 3-pt				rebounds							
#	Player	fg	fga	ft	fta	of	def	tp	pf	a	b	s	min
05	Davon Reed	* 3	8	1	1	0	0	2	8	4	1	0	25
15	Rion Brown	* 6	12	1	5	4	5	0	17	4	2	0	33
22	Donnawan Kirk	* 4	9	0	2	1	4	5	9	0	1	4	35
25	Garrison Adams	* 5	10	1	2	2	3	1	13	3	1	0	34
35	James Kelly	* 4	7	1	1	2	0	3	3	0	2	1	20
20	Manu Lecomte	* 2	6	0	1	1	3	4	3	5	2	0	01
23	Tonye Jekiri	* 4	7	0	0	1	2	5	7	3	9	0	12
TEAM						3		2					
Totals		28	59	4	16	11	18	15	25	40	12	71	200

TOTAL FG%	1st Half: 15-31 48.4%	2nd Half: 13-28 46.4%	Game: 47.5%
3-Pt. FG%	1st Half: 3-11 27.3%	2nd Half: 1-5 20.0%	Game: 25.0%
FThrow %	1st Half: 1-1 100%	2nd Half: 10-17 58.8%	Game: 61.1%

Officials: Bryan Kersey, Gary Maxwell, James Luckie
Technical fouls: La Salle-None. University of Miami-None.
Attendance: 4837

Score by Periods	1st	2nd	Total
La Salle	24	34	58
University of Miami	34	37	71

Points in the paint-LAS 26,UM 32. Points off turnovers-LAS 9,UM 11.
2nd chance points-LAS 14,UM 17. Fast break points-LAS 10,UM 5.
Bench points-LAS 6,UM 14. Score tied-2 times. Lead changed-1 time.
Last FG-LAS 2nd-00:26, UM 2nd-00:35.
Largest lead-LAS by 5 1st-17:39, UM by 15 2nd-08:41.

Miami 71, Loyola 48 **Game 13**
12-30-13 **BankUnited Center**

Loyola 5-6		tot fg		3-pt		rebounds							
##	Player	f	g	f	g	f	g	of	d	of	t	a	b
15	Latham, Jordan	f	0	2	1	1	1	1	2	3	0	0	0
21	Jones, Jarred	f	0	2	0	1	1	1	5	6	1	0	2
23	Cornier, Dylan	g	4	12	1	2	2	6	3	5	2	11	0
10	Laster, Eric	g	1	5	3	7	0	0	2	1	3	0	13
12	Williams, R.J.	g	5	1	5	0	1	1	2	0	0	2	3
00	Patton, Jevon	f	1	1	0	0	0	2	0	0	2	3	2
01	Gorski, Nick	0	3	0	0	0	0	2	0	0	0	3	0
02	Rashford, Damien	0	1	3	0	2	0	2	0	0	0	9	0
11	Brub, Denzel	0	1	3	0	0	0	0	2	2	0	1	4
11	Brub, Sean Jr.	0	0	0	0	0	0	0	0	0	0	0	3
13	Rassman, Tyler	2	4	0	0	0	0	2	1	2	3	2	4
23	Hubbard, Franz	4	8	2	5	0	0	1	2	3	10	0	1
34	Onyiah, Chido	0	0	0	0	0	0	0	0	0	0	0	0
42	Forney, Josh	0	0	0	0	1	0	1	1	1	0	0	1
TEAM		1											
TOTAL		18	53	6	18	6	14	11	16	27	15	48	8

TOTAL FG%	1st Half: 8-27 29.6%	2nd Half: 10-26 38.5%	Game: 34.0%
3-Pt. FG%	1st Half: 2-7 28.6%	2nd Half: 4-11 36.4%	Game: 33.3%
F Throw %	1st Half: 2-6 33.3%	2nd Half: 4-8 50.0%	Game: 42.9%

Miami 8-5	tot fg		3-pt	rebounds		a		b		min
## Player	f	g	fga	f	g	fta	of	tot	p	f
20 Donovan Kirk	f	5	9	0	0	5	5	4	9	2
35 James Kelly	f	5	8	0	0	5	4	6	2	11
05 Nance Reed	g	1	6	1	5	5	5	4	6	2
25 Rios Brown	g	1	6	1	5	5	2	2	7	3
25 Garrison Adams	g	6	11	4	6	0	0	3	3	4
04 Steve Sorenson	g	0	5	0	0	0	0	3	3	4
04 Raphael Akpejor	0	0	0	0	0	0	0	0	0	0
11 Mike Fernandez	0	0	0	0	0	0	1	1	0	0
Justin Heller	0	0	0	0	0	0	1	1	0	0
20 Manu Lecomte	2	3	1	1	2	0	0	0	0	0
01 Eric Swoope	1	1	0	0	1	2	0	2	6	3
23 Tony Jekiri	4	5	0	0	2	4	1	3	4	0
TEAM	26	49	7	15	12	20	11	27	28	14

TOTAL FG%	1st Half: 15-25 60.0%	2nd Half: 11-23 47.8%	Game: 54.2%
3-Pt. FG%	1st Half: 5-9 55.6%	2nd Half: 2-6 33.3%	Game: 46.7%
F Throw %	1st Half: 8-13 61.5%	2nd Half: 4-7 57.1%	Game: 60.0%

Technical fouls: Loyola-None. University of Miami-None.

Attendance: 5166			
Score by Periods	1st	2nd	Total
Loyola	20	28	48
University of Miami	43	28	71

Points in the paint-LOY 18,UM 30. Points off turnovers-LOY 6,UM 16.
2nd chance points-LOY 11,UM 14. Fast break points-LOY 3,UM 6.
Bench points-LOY 20,UM 19. Score tied-0 times. Lead changed-0 times.
Last FG-LOY 2nd-01:09, UM 2nd-01:59.
Largest lead-LOY None, UM by 33 2nd-08:54.

No. 2 Syracuse 49, Miami 44 **Game 14**
1-4-14 **Carrier Dome**

Miami (8-6) (0-2)	tot-fg	3-pt	rebounds						
# # Player	f g	a t	f r	t o f d e t	p p l y e r	a b	t o b s m i n		
22 Donnvan Kirk	f 1 3	o 0 0	o 0	2 2	4 3	2	1 3	4 0	30
25 Garrus Adams	f 3 8	3 7	0 0	0 5	5 1	9	4 1	1 0	36
35 James Kelly	c 4 5	0 1	0 0	1 2	3 1	8	1 2	0 0	28
05 Davon Reed	g 1 3	1 3	2 2	0 0	0 0	1 5	1 1	0 0	20
15 Ron Brown	g 3 9	1 4	0 0	0 4	4 1	7	4 2	0 0	35
40 Raphael Akpejori	o 0 0	0 0	0 0	1 0	1 0	1	0 0	1 0	3
20 Manu Lecomte	3 6	2 4	0 0	0 0	0 0	1 8	0 2	0 1	25
21 Erik Swoope	0 1	0 0	0 0	0 0	0 0	0 0	0 0	0 0	5
23 Tonye Jekiri	2 5	0 0	1 2	2 1	3 2	5	2 0	1 1	18
TEAM				1 6	7		3		
Totals	17	40	7 19	3 4	7 20	27	11 44	13 15	6 2 200

TOTAL FG%	1st Half: 8-19 42.1%	2nd Half: 9-21 42.9%	Game: 42.5%
3-Pt. FG%	1st Half: 5-11 45.5%	2nd Half: 2-8 25.0%	Game: 36.8%
F Throw %	1st Half: 0-0 0%	2nd Half: 3-4 75.0%	Game: 75.0%

Syracuse (14-0) (1-0)		tot fg 3-pt						rebounds						
#	Player	f	g	f	g	f	g	of	f	of	t	b	s	min
03	Jerami Grant	f	2	g	7	f	4	of	1	4	5	1	1	10 38
05	C.J. Fair	f	6	g	14	f	12	of	3	3	6	12	1	20 40
25	Rakeem Christmas	c	3	5	0	0	2	2	3	4	7	1	1	10 48
10	Trevor Cooney	g	2	12	2	12	5	6	0	0	0	1	11	0 39
11	Tyler Ennis	g	4	7	0	1	1	2	0	1	1	4	0	39 39
00	Michael Gbinije	0	0	0	0	0	0	0	0	0	2	0	1	0 4
22	Baye Moussa Keita	0	2	0	0	0	0	0	1	1	2	1	0	0 12
	TEAM								4	4	8		1	
		17	47	3	35	12	14	14	47	38	11	10	3	200

TOTAL FG%	1st Half: 10-22 45.5%	2nd Half: 7-25 28.0%	Game: 26.2%
3-Pt. FG%	1st Half: 2-6 33.3%	2nd Half: 1-9 11.1%	Game: 20.0%
FT Throw %	1st Half: 3-4 75.0%	2nd Half: 0-10 0.0%	Game: 85.7%

Officials: Les Jones, Mike Eades, Jeff Anderson
Technical fouls: University of Miami-None. Syracuse-None.
Avalanche 31838

Score by Periods	1st	2nd	Total
University of Miami	21	23	44
Syracuse	25	24	49

Points in the paint-UM 16,SU 20. Points off turnovers-UM 5,SU 13.
2nd chance points-UM 5,SU 12. Fast break points-UM 0,SU 3.
Bench points-UM 13,SU 0. Score tied-2 times. Lead changed-8 times.
Last FG-UM 2nd-00:09, SU 2nd-02:01.
Largest lead-UM by 6 2nd-12:23, SU by 7 1st-05:06.

Miami 63, RV/RV North Carolina 57 Game 15
1-8-14 Dean Smith Center

Miami 9-6, 1-2 ACC		tot-fg 3-pt					rebounds										
#	Player	f	g	f	g	fta	of	of	tot	f	p	ft	a	to	b	s	min
22	Donnayan Kirk	f	3	5	1	3	0	1	2	3	5	7	0	0	1	0	20
35	Jamelle Kelly	f	0	1	0	1	1	2	1	1	2	1	0	0	1	1	10
50	Davon Reed	g	0	3	0	1	0	2	2	0	0	0	0	2	0	0	10
15	Ron Brown	g	7	14	2	6	3	6	1	9	10	4	19	0	1	1	31
25	Garrison Adams	g	3	8	1	4	2	6	1	2	3	0	9	6	3	0	37
40	Raphael Akpejori	g	0	0	0	0	0	0	1	0	1	0	0	0	0	0	0
20	Manu Lecomte	g	2	7	1	1	6	8	0	3	3	2	11	7	2	0	28
21	Erik Swoope	g	5	8	0	1	4	4	1	3	4	2	14	1	2	1	25
23	Tonye Jekiri	g	1	4	0	0	0	0	3	7	10	4	2	1	3	2	27
	TEAM								1								
	Totals		21	50	5	17	16	26	9	29	38	19	63	15	13	7	200

TOTAL FG%	1st Half: 11-29 37.9%	2nd Half: 10-21 47.6%	Game: 42.0%
3-Pt. FG%	1st Half: 4-12 33.3%	2nd Half: 1-5 20.0%	Game: 29.4%
F Throw %	1st Half: 3-6 50.0%	2nd Half: 13-20 65.0%	Game: 61.5%

UNC 10-5, 0-2 ACC		tot-fg		3-pt		rebounds										
#	Player	f	g	fga	fg	fta	ftm	a	b	d tot	p f	p t	a	b	s	min
13	Tokoto, J.C.	f	3	5	1	2	0	2	3	4	2	7	2	1	0	30
42	McInnes, Joel	g	1	2	0	0	0	2	5	2	7	0	2	0	0	8
43	Adoo, J.M.	f	5	12	0	0	2	9	3	12	2	2	1	1	0	29
0	Britt, Nate	g	1	4	0	0	2	2	2	2	3	1	3	1	0	29
05	Paige, Marquan	g	2	15	2	11	2	2	0	1	1	2	8	2	0	38
02	McDonald, Leslie	g	3	12	7	0	0	0	2	2	5	8	3	1	0	14
03	Meeks, Kennedy	g	2	3	0	0	1	2	0	4	4	1	5	0	1	16
04	Davis, Luke	0	0	0	0	0	0	0	0	0	0	0	0	0	0	0+
11	Johnson, Brice	3	8	0	0	2	2	5	1	6	3	8	1	1	1	21
14	Hubbard, Desmond	0	0	0	0	1	2	0	0	0	0	1	0	1	0	2
21	Simmons, Jackson	0	0	0	0	0	0	1	1	2	0	0	0	0	0	6
22	Hicks, Isaiah	0	3	0	1	1	2	1	1	2	0	1	0	0	1	7
TEAM								1	2	3						
Totals		20	65	5	21	12	20	22	42	19	57	16	11	3	6	200

TOTAL FG%	1st Half: 8-27 29.6%	2nd Half: 12-38 31.6%	Game: 30.8%
3-Pt. FG%	1st Half: 2-8 25.0%	2nd Half: 3-13 23.1%	Game: 23.8%
F Throw %	1st Half: 5-10 50.0%	2nd Half: 7-10 70.0%	Game: 60.0%

Officials: Bryan Kersey, Brian Dorsey, Gary Maxwell
Technical fouls: University of Miami-None. North Carolina-James, Joel.
Attendance: 17569

Score by Periods	1st	2nd	Total
University of Miami	29	34	63
North Carolina	23	34	57

Points in the paint-UM 26, NC 24. Points off turnovers-UM 7, NC 19.
2nd chance points-UM 6, NC 18. Fast break points-UM 8, NC 4.
Bench points-UM 27, NC 23. Score tied-3 times. Lead changed-7 times.
Last FG-UM 2nd-00:49, NC 2nd-00:25.
Largest lead-UM by 13 2nd-09:59, NC by 8 1st-17:51.

Florida State 63, Miami 53	Game 16
1-15-14	BankUnited Center

FSU 12-4 (3-1)		tot-fg 3-pt					rebounds									
##	Player	f	g	a	f	g	a	of	d	tot	p	f	a	b	s	min
10	White, Okaro	f	3	8	0	2	3	4	1	5	6	2	9	1	0	33
14	Gilchrist, Robert	f	1	2	0	0	0	0	2	2	2	0	2	0	1	05
15	Bojanovsky, Boris	c	4	7	0	0	3	4	2	2	4	1	11	2	0	28
1	Bookert, Devon	g	4	7	3	4	0	0	1	1	2	3	11	2	1	00
32	Brandon, Montay	g	2	4	0	1	2	3	3	3	6	2	6	1	2	01
05	Smith, Jarquez	1	2	0	0	0	0	0	1	2	3	0	2	0	0	09
25	Thomas, Aaron	f	7	7	2	4	4	4	2	2	4	1	12	0	2	10
30	Miller, Ian	3	9	2	4	2	2	2	4	6	1	10	4	2	0	31
50	Ojo, Michael	0	0	0	0	0	0	0	0	0	0	0	0	0	0	4
	TEAM								1	3	4					

TOTAL FG%	1st Half: 8-25 32.0%	2nd Half: 13-21 61.9%	Game: 45.7%
3-Pt. FG%	1st Half: 4-9 44.4%	2nd Half: 3-6 50.0%	Game: 46.7%
F Throw %	1st Half: 4-7 57.1%	2nd Half: 10-10 100%	Game: 82.4%

Miami 9-7 (1-3 ACC)		tot-fg 3-pt					rebounds											
##	Player	f	g	12	fg	ft	of	d	of	tp	tp	a	to	b	s	mini		
22	Donnavan Kirk	f	9	12	3	4	0	2	4	1	5	4	21	0	1	4	34	
23	Tonye Jekiri	c	1	3	0	0	0	0	3	4	7	5	2	1	0	0	20	
15	Ron Brown	g	8	16	5	9	0	0	1	3	4	2	21	0	0	1	34	
20	Manu Lecomte	g	1	7	0	2	0	0	0	1	1	2	2	6	0	0	37	
25	Garrus Adams	g	1	10	0	5	1	2	1	3	4	1	3	5	1	0	2	34
05	Davon Reed	0	4	0	4	0	0	0	0	1	1	0	0	0	1	0	14	
21	Erik Swoope	0	2	0	1	0	0	0	1	0	1	1	0	0	0	0	9	
35	James Kelly	1	5	1	3	1	2	3	1	4	2	4	0	1	1	0	18	
TEAM							2 2											
Totals		21	59	9	28	2	6	15	24	29	17	53	12	4	4	5	200	

TOTAL FG%	1st Half: 12-31 38.7%	2nd Half: 9-28 32.1%	Game: 35.6%
3-Pt. FG%	1st Half: 4-11 36.4%	2nd Half: 5-17 29.4%	Game: 32.1%
FThrow %	1st Half: 0-2 0.0%	2nd Half: 2-4 50.0%	Game: 33.3%

Officials: Tim Nestor, Raymond E Jr Styons, Terry Wymer
Technical fouls: Florida State-None. University of Miami-None.
Attendance: 7,412

Score by Periods	1st	2nd	Total
Florida State	24	39	63
University of Miami	28	25	53

Points in the paint-FS 24,UM 16. Points off turnovers-FS 7,UM 2.
2nd chance points-FS 10,UM 18. Fast break points-FS 0,UM 0.
Bench points-FS 24,UM 4. Score tied-7 times. Lead changed-14 times.
Last FG-FS 2nd-01:24,UM 2nd-00:25.
Largest lead-FS by 12 2nd-00:36,UM by 5 2nd-10:23.

at Georgia Tech	Game 17
1-18-14	McCamish Pavilion



HEAD COACH JIM LARRAÑAGA

Third Season | Providence, 1971

Hometown: The Bronx, N.Y. | Head Coach: American International, 1977-79 | Bowling Green, 1986-97 | George Mason, 1997-2011 | Miami, 2011-present

LARRAÑAGA'S CAREER

Head Coach

2011-pres. Miami
1997-2011 George Mason
1986-97 Bowling Green
1977-79 American International

Assistant

1979-86 Virginia
1971-76 Davidson

Player / Coach

1977 Geronemo Basketball Club (Belgium)

EDUCATION

Providence College, 1971, B.A. Economics
Archbishop Malloy High School, 1967

NCAA APPEARANCES

1999 - George Mason
2001 - George Mason
2006 - George Mason (Final Four)
2008 - George Mason
2011 - George Mason
2013 - Miami (Sweet 16)

NIT APPEARANCES

1990 - Bowling Green
1991 - Bowling Green
1997 - Bowling Green
2002 - George Mason
2004 - George Mason
2009 - George Mason
2012 - Miami

PLAYING CAREER

Geronemo Basketball Club (Belgium) 1976-77
Providence College, 1967-71
Archbishop Molloy, 1963-67

MISCELLANEOUS

AP, Naismith, Henry Iba Coach of the Year, 2013
ACC Coach of the Year, 2013
Clair Bee Coach of the Year, 2006
CAA Coach of the Year, 2011, 1999

PERSONAL

Born: Oct. 2, 1949 Hometown: Bronx, N.Y.
Wife: Liz Sons: Jay and Jon

Jim Larrañaga was named the 12th head coach of the University of Miami men's basketball program on April 22, 2011.

After leading UM to the 2013 NCAA Sweet 16, and winning the school's first ACC regular season and tournament championships, Larrañaga was honored as the AP, Naismith, USBWA Henry Iba and ACC Coach of the Year. The Bronx native helped Miami to a No. 2 national ranking by both the AP and USA TODAY, and a No. 2 seed in the NCAA tournament. He is the 10th coach in the last 10 years to lead two top-10 programs, as Miami was No. 2 on Feb. 18, 2013, and George Mason was No. 8 in the final Top 25 poll in 2006.

Larrañaga, who earned his 500th win during the season, directed the Canes to a 27-point win over No. 1 Duke and three other 20+ point wins over ACC opponents this season, including North Carolina (+26), Florida State (+24) and Boston College (+22). UM's 29 overall and 15 ACC wins in 2012-13 were program-bests, as was the 14-game winning streak and 13-0 start in conference play. Other program firsts include defeating all three teams in the North Carolina Triangle in the same season, beating a trio of teams in the Top 20 since joining the ACC and hosting five home sellouts at the BankUnited Center.

Individually, Coach L saw Shane Larkin earn the ACC Player of the Year and Lute Olson National Player of the Year awards, as well as All-American status and finalist nods for the Bob Cousy, John Wooden and James Naismith player of the year honors before declaring early for the 2013 NBA Draft. Larkin was also the ACC Tournament MVP, on the ACC Defensive team and a defensive All-American. Durand Scott was the ACC Defensive Player of the Year, three players — Larkin, Scott and Kenny Kadji — were listed on all-conference teams and four were on the ACC All-Tournament Team — Larkin, Scott, Julian Gamble and Trey McKinney Jones. All six seniors on the Sweet 16 team earned academic degrees from the University of Miami and one player was listed on the All-ACC Academic Team.

Larrañaga came to Miami after serving as the head coach at George Mason for 14 seasons. He guided that program to five NCAA Tournament appearances (2011, 2008, 2006, 2001, 1999) - including an unprecedented run to the 2006 Final Four that captured the nation's attention, defeating Michigan State, North Carolina, Wichita State and UConn along the way. Following that run, he was selected the 2006 Clair Bee Coach of the Year.

Larrañaga came to Miami after serving as the head coach at George Mason for 14 seasons. He guided that program to five NCAA Tournament appearances (1999, 2001, 2006, 2008, 2011) - including an unprecedented run to the 2006 Final Four that captured the nation's attention, defeating Michigan State, North Carolina, Wichita State and UConn along the way. Following that run, he was selected the 2006 Clair Bee Coach of the Year.

LARRAÑAGA'S CAREER RECORDS

School	Years	Overall	Conference
American International	1977-1979	27-26	none
Bowling Green	1986-1997	170-144	101-85
George Mason	1997-2011	273-164	165-79
Miami	2011-pres.	58-26	25-13
Overall	30th	528-361	291-178

COACH JIM LARRAÑAGA AT A GLANCE

2013 AP Coach of the Year	2013 Naismith Coach of the Year
2006 Clair Bee Coach of the Year	2013 Henry Iba Coach of the Year
2013 ACC Coach of the Year	2013 Adolph Rupp Cup Coach of the Year
2013 NABC All-District II Coach	2013 USBWA District IV Coach of the Year
2001 & 1999 CAA Coach of the Year	Six NCAA tournament appearances
1999 CAA Coach of the Year	2013, 2011, 2008, 2006, 2001, 1999
1997 MAC Coach of the Year	Seven postseason NIT appearances
Eight 20-win seasons	2012, '09, '04, '02, '97, '91, '90

Coached Shane Larkin - ACC Player of the Year, ACC Tournament MVP, USBWA All-District, Sporting News All-American, finalist for Cousy, Naismith & Wooden awards, All-ACC First Team and All-ACC Defensive Team
Coached Durand Scott - ACC Defensive Player of the Year, ACC Tournament First Team, All-ACC Third Team

Coached George Evans, who was a three-time CAA Player of the Year, the CAA Rookie of the Year, a three-time CAA Defensive Player of the Year and on the CAA All-Defensive Team three times.

Six All-Atlantic Coast Conference selections
Four ACC All-Tournament team selections
Three coaches and two media ACC All-Defensive Team selections

28 All-Colonial Athletic Conference selections

Three AP All-America players

Nine CAA All-Defensive Team selections

Eight CAA All-Rookie Team selections

Three Dean Ehlers Award winners - given to the CAA player who best meets the criteria of academic achievement, leadership and community service.

12 All-MAC Conference selections

Coached Antonio Daniels - MAC Player of the Year and MAC Freshman of the Year

Two MAC Freshman of the Year selections

Four MAC All-Freshman Team selections

LARRAÑAGA YEAR-BY-YEAR

Year	School	Overall W-L	Conference W-L	Finish	Post-Season
1977-78	American International	14-13			
1978-79	American International	13-13			
1986-87	Bowling Green	15-14	10-6	3	
1987-88	Bowling Green	12-16	7-9	t-5	
1988-89	Bowling Green	13-15	6-10	t-6	
1989-90	Bowling Green	18-11	9-7	t-3	NIT 0-1
1990-91	Bowling Green	17-13	9-7	t-4	NIT 0-1
1991-92	Bowling Green	14-15	8-8	5	
1992-93	Bowling Green	11-16	8-10	t-6	
1993-94	Bowling Green	18-10	12-6	t-2	
1994-95	Bowling Green	16-11	10-8	t-5	
1995-96	Bowling Green	14-13	9-9	t-6	
1996-97	Bowling Green	22-10	13-5	t-1	NIT 0-1
1997-98	George Mason	9-18	6-10	6	
1998-99	George Mason	19-11	13-3	1	NCAA 0-1
1999-00	George Mason	19-11	12-4	t-1	
2000-01	George Mason	18-12	11-5	3	NCAA 0-1
2001-02	George Mason	19-10	13-5	2	NIT 0-1
2002-03	George Mason	16-12	11-7	4	
2003-04	George Mason	23-10	12-6	3	NIT 2-1
2004-05	George Mason	16-13	10-8	6	
2005-06	George Mason	27-8	15-3	t-1	NCAA 4-1
2006-07	George Mason	18-15	9-9	5	
2007-08	George Mason	23-11	12-6	2	NCAA 0-1
2008-09	George Mason	22-11	13-5	2	NIT 0-1
2009-10	George Mason	17-15	12-6	4	CIT 0-1
2010-11	George Mason	27-7	16-2	1	NCAA 1-1
2011-12	Miami	20-13	9-7	t-4	NIT 1-1
2012-13	Miami	29-7	15-3	1	NCAA 2-1
2013-14	Miami	9-7	1-3		
Overall		528-361	291-178		10-14


Larrañaga built the GMU Patriots' program into a perennial contender in the highly-regarded Colonial Athletic Association, winning more games than any other coach in program and conference history (273) en route to three conference titles (1999, 2001, 2008). A two-time CAA Coach of the Year honoree, Larrañaga earned the accolade in 2011, leading the Patriots to a 27-7 overall record and 16-2 conference mark en route to the CAA regular-season title and their fifth NCAA Tournament appearance under his leadership. Seeded a program-best eighth in the NCAA Tournament, George Mason rallied from a double-digit deficit to defeat ninth-seeded Villanova, 61-57, before falling to overall No. 1 seed Ohio State in the third round. In 2006, Larrañaga became the first coach at a mid-major school to take his team to the Final Four in 27 years and earned an at-large berth for a CAA team for the first time in 20 years. Along the way, he led Mason to a school record in wins, the school's first national ranking, George Mason's first appearance in the Top 10 and the school's first wins over Top 10 teams.

With 29 years of head coaching experience, the native of Bronx, N.Y., previously served as the head coach at Bowling Green for 11 seasons (1986-1997) and at Division II American International for two seasons (1977-79). His first coaching opportunity came at Davidson College, where he served as an assistant coach to Terry Holland. Davidson captured three Southern Conference regular-season championships and an NIT berth in his five years there, and he compiled a 47-12 record doubling as the freshman team coach. In 1976, he left Davidson and spent one season as player-coach for the Geronemo Basketball Club in Belgium. A 1971 graduate of Providence College with a degree in economics, Larrañaga was a four-year letterman for the Friars. As the team captain in his senior season, he led Providence to a 20-8 record and an NIT appearance. He graduated as the school's fifth all-time leading scorer with 1,258 points and was selected in the sixth round of the draft by the Detroit Pistons of the National Basketball Association. He was the team's top scorer as a sophomore and junior and was named New England's Division I Sophomore of the Year in 1969. He was inducted into the Providence College Hall of Fame in 1991.

Larrañaga, 64, and his wife, Liz, have two sons - Jay, who played for his father at Bowling Green and is an assistant coach with the Boston Celtics, and Jon, who was a member of his father's George Mason teams from 1999-2003 - and four grandchildren.



25
GARRIUS ADAMS
Gr. | G | 6-6 | 200
Apex, N.C. | Middle Creek



4
RAPHAEL AKPEJIORI
Sr. | F | 6-9 | 241
Lagos, Nigeria | Sunrise Christian (Kan.)



15
RION BROWN
Sr. | G | 6-6 | 211
Hinesville, Ga. | Liberty County



1
DEANDRE BURNETT
Fr. | G | 6-2 | 191
Miami, Fla. | Carol City




2
CORN ELDER
Fr. | G | 5-10 | 173
Nashville, Tenn. | Ensforth




11
MIKE FERNANDEZ
Fr. | G | 6-1 | 189
Coral Gables, Fla. | Belen Jesuit




12
JUSTIN HELLER
Sr. | G | 6-2 | 177
Boca Raton, Fla. | West Boca Raton




23
TONYE JEKIRI
So. | C | 7-0 | 235
Hialeah, Fla. | Champagnat Catholic




35
JAMES KELLY
Jr. | F | 6-7 | 246
Ann Arbor, Mich. | Owens CC | Pioneer Pontiac, Mich.



22
DONNAVAN KIRK
Gr. | F | 6-9 | 228
DePaul | Detroit Country Day




20
MANU LECOMTE
Fr. | G | 5-11 | 159
Athene des Pagodes



10
SHELDON McCLELLAN
Jr. | G | 6-5 | 206
Houston, Texas | Texas | Bellaire




5
DAVON REED
Fr. | G | 6-6 | 208
Princeton, N.J. | Princeton Day



13
ANGEL RODRIGUEZ
Jr. | G | 5-11 | 181
San Juan, P.R. | Kansas State | Miami Krop



3
STEVE SORENSON
So. | G | 6-0 | 161
Dallas, Texas | St. Mark's School



21
ERIK SWOOPE
Sr. | F | 6-5 | 220
Lake Elsinore, Calif. | Harvard-Westlake



JIM LARRAÑAGA
Head Coach



ERIC KONKOL
Assistant Coach




MICHAEL HUGER
Assistant Coach



CHRIS CAPUTO
Assistant Coach



ADAM FISHER
Director of Operations



GARRIUS ADAMS #25

Graduate | Guard | 6-6 | 200

Apex, N.C. | Middle Creek

Adams Season / Career Highs

Points

Season: 20, vs. UCF, 11/21/13
Career: 20, vs. UCF, 11/21/13
ACC: 14, (2x) last vs. Virginia Tech, 12/8/13

Rebounds

Season: 9, vs. Arizona State, 12/1/13
Career: 9 (2x) last vs. Arizona State, 12/1/13
ACC: 9, vs. Virginia 2/5/11

Assists

Season: 6, at North Carolina, 1/8/14
Career: 6 (2x) last at North Carolina, 1/8/14
ACC: 6, at North Carolina, 1/8/14

Steals

Season: 5, vs. Ga. Southern, 11/11/13
Career: 5, vs. Ga. Southern, 11/11/13
ACC: 3, vs. Boston College, 1/15/11

Blocked Shots

Season: 1 (3x) last at Syracuse, 1/4/14
Career: 2 (2x) last vs. Boston College 1/19/10
ACC: 2, vs. Boston College 1/19/10

Field Goals

Season: 7, vs. UCF, 11/21/13
Career: 7, vs. UCF, 11/21/13
ACC: 5, (4x) last vs. Virginia Tech, 12/8/13

Field Goal Attempts

Season: 18, vs. St. Francis, 11/8/13
Career: 18, vs. St. Francis, 11/8/13
ACC: 10, vs. Florida State, 1/15/14

Free Throws

Season: 7 (3x), last vs. GWU, 11/28/13
Career: 7 (4x), last vs. GWU, 11/28/13
ACC: 4, (2x) last vs. Virginia 2/5/11

Free Throw Attempts

Season: 10, vs. Ga. Southern, 11/11/13
Career: 12, vs. UCF 12/18/10
ACC: 6, at North Carolina, 1/8/14

3-Point Field Goals

Season: 3, at Syracuse, 1/4/14
Career: 4 (2x) last at West Virginia 12/10/11
ACC: 4, at Clemson 1/8/11

3-Point Field Goal Attempts

Season: 8, vs. St. Francis, 11/8/13
Career: 8, vs. St. Francis, 11/8/13
ACC: 7 (3x), last at Syracuse, 1/4/14

Foul Disqualifications

Season: 1, at Charleston, 11/18/13
Career: 1 (2x) last at Charleston, 11/18/13
ACC: --

Minutes

Season: 42, vs. Ga. Southern, 11/11/13
Career: 42, vs. Ga. Southern, 11/11/13
ACC: 40, vs. Virginia, 2/5/11

- Versatile guard. Plays the 1, 2 and 3 positions.
- Transporter. Jack of all trades. Top three on the team in most stats, including points, steals, assists.
- Missed basically two years with injuries, including medical hardship waiver in 2012-13 after knee surgery.
- Graduated in June 2013 with a degree in sports administration and a minor in sociology. Currently seeking a second major in sociology.
- Approach vertical: 37.5 | Bench: 265
- One of four seniors not recruited by Larrañaga staff. (Akpejori, Brown, Swoope, Adams).
- Roommate with Donnavan Kirk both in 2009 and now.
- In high school, ranked among the top 20 shooting guards by ESPN and among top 30 by Scout. Averaged 21.8 points per game as a senior en route to setting Middle Creek High School scoring record in career points.
- 2009 NCPreps.com All-State Boys Basketball Team
- North Carolina/South Carolina All-Star Classic.
- AAU team Garner Road.
- Also recruited by Wake Forest, NC State, Virginia Tech and South Carolina.
- Born Garrius (Gary-us) Vershon Adams Nov. 15, 1990.
- Son of Valerie and Gary Adams. Brother to Deion, Ashley and Destiny.
- Aspirations of becoming GM of NBA team.

2009-10			
Opposition	P	R	A
NC Central	3	4	0
Nova Southeastern	10	2	0
Tulane	4	2	1
UNC Wilmington	0	0	0
South Carolina	3	2	0
FGCU	6	3	2
USC Upstate	1	3	1
Minnesota	2	1	1
at Boston College	4	1	1
SC State	5	4	1
at Stetson	4	5	0
FAU	9	2	1
NC A&T	1	8	1
Bethune-Cookman	6	2	0
at Pepperdine	5	1	2
Wake Forest	0	1	0
at Virginia Tech	6	2	1
at Virginia	0	1	0
Boston College	2	2	3
at Maryland	4	1	1
Virginia Tech	3	1	0
at Wake Forest	13	3	0
at Florida St.	5	3	1
Georgia Tech	6	3	0
at Clemson	5	0	2
Duke	2	2	0
Virginia	3	3	0
NC State	9	1	0
at North Carolina	0	1	0
Florida St.	0	2	0
Wake Forest	0	0	0
Duke	0	0	0

2010-11			
Opposition	P	R	A
Jacksonville	3	1	3
at Memphis	5	7	0
N.C. Central	10	3	2
at Rutgers	0	0	0
McNeese St.	11	4	6
at FGCU	13	5	1
Ole Miss	6	3	2
West Virginia	9	3	2
Stetson	4	2	5
UCF	7	5	0
Oral Roberts	10	2	0
Rice	9	4	3
Akron	4	1	1
Pepperdine	6	0	2
at Duke	0	3	0
at Clemson	14	5	3
BC	12	2	2
Florida St.	2	8	2
at NC State	2	2	2
UNC	12	3	1
at Virginia Tech	11	2	1
Georgia Tech	11	3	1
Virginia	8	9	2
at Wake Forest	8	4	1
Duke	9	6	2
at UNG	16	4	2
Clemson	4	5	3
at BC	12	6	4
at Florida St.	7	8	3
Maryland	4	4	3
at Georgia Tech	7	1	1
Virginia	10	5	2
UNC	0	3	1
FAU	4	2	1
Missouri St.	8	3	1
at Alabama	4	4	1


2011-12			
Opposition	P	R	A
Tennessee Tech	3	8	0
Rutgers	9	3	2
UNF	14	5	2
FGCU	7	4	1
at Ole Miss	4	7	1
at Purdue	2	1	1
Memphis	0	0	0
at West Virginia	15	3	2
Appalachian St.	3	1	1
UNCG	0	1	1
Wake Forest	6	2	1
at Maryland	0	0	0
Florida State	1	0	0
at NC State	5	1	0
Boston College	0	0	1
at Georgia Tech	0	0	0
vs. Florida State	3	1	1
Valparaiso	8	2	3
Minnesota	5	1	0

ADAMS CAREER STATISTICS

Season	GP	GS	Min.	Avg.	FG	FGA	Pct.	3-Point FG	3-Point FGA	3-Point Pct.	Free Throws FT	Free Throws FTA	Free Throws Pct.	Off.	Def.	Tot.	Avg.	PF	FO	Ast.	TO	Blk	Stl	Pts.	Avg.
2009-10	32	7	540	16.9	38	118	.322	26	89	.292	19	29	.655	19	47	66	2.1	20	0	19	25	6	23	121	3.8
2010-11	36	24	1014	28.2	88	227	.388	35	114	.307	51	75	.680	37	95	132	3.7	68	0	66	60	6	37	262	7.3
2011-12	19	6	319	16.8	29	73	.397	16	47	.340	11	20	.550	11	29	40	2.1	21	1	17	14	2	11	85	4.5
2012-13	Medical Redshirt																								
2013-14	16	16	542	33.9	51	144	.354	16	63	.254	42	60	.700	11	63	74	4.6	28	1	47	30	4	26	160	10.0
TOTAL	103	53	2415	23.4	206	562	.367	93	313	.297	123	184	.668	78	234	312	3.0	137	2	149	129	18	97	628	6.1

ADAMS 2013-14

Opponent	Date	GS	Min	FG	FGA	Pct	3FG	3FGA	Pct	FT	FTA	Pct	Off	Def	Tot	Avg	PF	FO	A	TO	Blk	Stl	Pts	Avg
SFB	11-08-13	*	40	4	18	.222	0	8	.000	7	9	.778	1	2	3	3.0	2	0	3	1	0	3	15	15.0
GA. SOUTHERN	11-11-13	*	42	2	8	.250	0	4	.000	7	10	.700	0	4	4	3.5	2	0	2	3	1	5	11	13.0
TEXAS SOUTHERN	11-14-13	*	26	4	10	.400	1	4	.250	1	2	.500	1	4	5	4.0	1	0	2	1	0	3	10	12.0
at Charleston	11-18-13	*	23	2	5	.400	1	3	.333	0	0	.000	0	2	2	3.5	5	1	2	0	0	0	5	10.3
UCF	11-21-13	*	36	7	12	.583	1	3	.333	5	6	.833	1	7	8	4.4	3	0	0	6	0	2	20	12.2
vs George Washington	11-28-13	*	40	4	13	.308	2	4	.500	7	8	.875	1	3	4	4.3	4	0	5	4	0	1	17	13.0
at Cal State Fullerton	11-29-13	*	35	3	9	.333	1	6	.167	0	0	.000	1	3	4	4.3	0	0	1	3	1	0	7	12.1
vs Arizona State	12-01-13	*	33	3	7	.429	1	2	.500	2	4	.500	1	8	9	4.9	3	0	4	0	0	2	9	11.8
at Nebraska	12-04-13	*	31	0	6	.000	0	2	.000	2	2	1.000	2	5	7	5.1	0	0	1	3	0	0	2	10.7
VIRGINIA TECH	12-08-13	*	34	5	9	.556	2	4	.500	2	4	.500	0	3	3	4.9	2	0	2	0	1	1	14	11.0
at Savannah State	12-19-13	*	33	3	6	.500	2	3	.667	4	4	1.000	0	7	7	5.1	2	0	4	2	0	2	12	11.1
LA SALLE	12-22-13	*	34	5	10	.500	1	2	.500	2	3	.667	1	2	3	4.9	1	0	3	1	0	2	13	11.3
LOYOLA	12-30-13	*	28	2	5	.400	0	2	.000	0	0	.000	0	3	3	4.8	1	0	3	1	0	1	4	10.7
at Syracuse	01-04-14	*	36	3	8	.375	3	7	.429	0	0	.000	0	5	5	4.8	1	0	4	1	1	0	9	10.6
at UNC	01-08-14	*	37	3	8	.375	1	4	.250	2	6	.333	1	2	3	4.7	0	0	6	3	0	2	9	10.5
FLORIDA STATE	01-15-14	*	34	1	10	.100	0	5	.000	1	2	.500	1	3	4	4.6	1	0	5	1	0	2	3	10.0



RAPHAEL AKPEJIORI #4

Senior | Forward | 6-9 | 241

Lagos, Nigeria | Sunrise Christian Academy (Kan.)

- Very strong and physical player who loves contact and has no regard for his own body.
- Sets hard screens and rebounds at a good rate.
- Good offensive rebounder and hard worker.
- Offseason ankle surgery, recovered well from that with improved mobility.
- Will graduate in May 2015 with both a bachelor's and master's in mechanical engineering. Takes classes such as applied thermodynamics and design of fluid & thermal systems.
- Approach vertical: 40 | Bench: 310
- Improved bench max from 215 to 270 and 185 test from 9-16 in 15 months during junior season.
- One of four seniors not recruited by Larrañaga staff. (Akpejori, Brown, Swoope, Adams).
- 2013 All-ACC Academic Team, ACC Academic Honor Roll, Book Buster (3.0 GPA), Athletics Director Honor Roll (3.2 GPA), Dean's List (3.5 GPA)
- Born Ethasor [A-tha-saur] Raphael Akpejori [AHK-peh-jour-ee] Oct. 10, 1990. Goes by Raphael.
- Son of Pius and Clara. One brother, Eshemokha, and four sisters, Okhiaofe, Ilamosi, Ideoghena and Eboshogwe. Three siblings are studying in Nigeria to be a civil engineer, chemical engineer and cell biology & genetics engineer.
- Also recruited by Texas A&M, Colorado, USF and UCF
- Rated as No. 64 power forward by ESPN in high school.
- Played AAU basketball for Baltimore Elite.
- Played in international game during 2008 Jordan Brand Basketball Classic in New York City.
- In August of 2013, averaged 9.2 points and 5.8 rebounds for Athletes in Action through five games played in Jamaica.

2010-11				2011-12				2012-13			
Opposition	P	R	A	Opposition	P	R	A	Opposition	P	R	A
Jacksonville	0	1	0	Tennessee Tech	7	3	0	Charlotte	2	0	0
at Memphis	2	1	0	Rutgers	3	1	1	at UCF	0	0	1
N.C. Central	8	5	0	UNF	5	4	0	at Hawai'i	0	0	2
at Rutgers	4	2	0	FGCU	0	0	0	vs. Arizona	1	0	1
McNeese St.	2	4	0	at Ole Miss	0	1	0	vs. Indiana State	2	0	3
at FGCU	1	2	0	at Purdue	2	7	1	La Salle	0	0	0
West Virginia	0	0	0	UMass	6	3	0	at Georgia Tech	2	0	4
Stetson	2	0	0	Memphis	2	2	0	at North Carolina	0	0	0
UCF	1	1	0	at West Virginia	3	2	0	Maryland	0	0	4
Oral Roberts	2	4	0	at Charlotte	0	0	0	at Boston College	4	0	2
Rice	0	2	0	Appalachian St.	0	0	0	Duke	0	0	1
Pepperdine	3	2	0	at North Carolina	2	1	0	Florida State	1	0	0
at Duke	1	3	0	at Boston College	0	0	0	Boston College	0	0	0
at Clemson	0	0	0	Maryland	4	1	0	North Carolina	0	0	0
Florida St.	2	0	0	Virginia Tech	0	0	0	Virginia Tech	0	0	0
UNC	1	1	0	North Carolina	0	0	0	Clemson	0	0	0
at Virginia Tech	0	0	0	Wake Forest	0	0	0	vs. Pacific	0	0	2
at UNC	2	2	0	at Maryland	2	2	0	vs. Marquette	0	0	0
Maryland	0	0	0	Florida State	0	4	0				
at Alabama	0	1	0	at Georgia Tech	0	0	0				
				vs. Florida State	0	1	0				
				Minnesota	0	1	0				

Akpejori Season / Career Highs

Points

Season: 2 (2x) last at Nebraska, 12/4/13
 Career: 8, vs. NC Central 11/19/10
 ACC: 4 (2x) last at Boston College, 1/16/13

Rebounds

Season: 2, vs. Virginia Tech, 12/8/13
 Career: 7, at Purdue 11/29/11
 ACC: 4 (3x) last vs. Maryland, 1/13/13

Assists

Season: --
 Career: 1 (3x), last vs. Florida State, 1/27/13
 ACC: 1, vs. Florida State, 1/27/13

Steals

Season: --
 Career: 1, (8x), last vs. Florida State, 1/27/13
 ACC: 1 (5x), last vs. Florida State, 1/27/13

Blocked Shots

Season: 1 (2x) last vs. UCF, 11/21/13
 Career: 4 (2x), last vs. UNF 11/19/11
 ACC: 2, vs. Florida State, 1/19/11

Field Goals

Season: 1, vs. Texas Southern, 11/14/13
 Career: 3 (2x) last vs. Tennessee Tech 11/11/11
 ACC: 2 (2x) last at Boston College, 1/16/13

Field Goal Attempts

Season: 1 (3x), last vs. Virginia Tech, 12/8/13
 Career: 4, UNF 11/19/11
 ACC: 3 (3x) last at Boston College, 1/16/13

Free Throws

Season: 2, at Nebraska, 12/4/13
 Career: 4, at Rutgers 11/21/10
 ACC: 2, vs. Florida State, 1/19/11

Free Throw Attempts

Season: 2, at Nebraska, 12/4/13
 Career: 4 (4x), last vs. Memphis 12/06/11
 ACC: 3, at Duke, 1/2/11

3-Point Field Goals

Season: --

Career: --

ACC: --

3-Point Field Goal Attempts

Season: --

Career: --

ACC: --

Foul Disqualifications

Season: --

Career: --


Minutes

Season: 9, vs. Virginia Tech, 12/8/13
 Career: 22, vs. UNF 11/19/11
 ACC: 13, at Georgia Tech, 1/5/13

AKPEJIORI CAREER STATISTICS

Season	GP	GS	Min.	Avg.	FG	FGA	Pct.	FG	FGA	Pct.	FT	FTA	Pct.	Off.	Def.	Tot.	Avg.	PF	FO	Ast.	TO	Blk	Stl	Pts.	Avg.
2010-11	20	0	98	4.9	5	10	.500	0	0	.000	21	32	.656	13	18	31	1.6	16	0	0	5	12	2	31	1.6
2011-12	22	3	147	6.7	13	27	.481	0	0	.000	10	17	.588	21	12	33	1.5	27	0	2	7	11	4	36	1.6
2012-13	18	0	81	4.5	5	14	.357	0	0	.000	1	3	.333	6	14	20	1.1	8	0	1	3	3	3	11	0.6
2013-14	9	0	46	5.1	1	3	.333	0	0	.000	2	2	1.000	2	7	9	1.0	12	0	0	3	2	0	4	0.4
TOTAL	69	3	372	5.4	24	54	.444	0	0	.000	34	54	.630	42	51	93	1.3	63	0	3	18	28	9	82	1.2

AKPEJIORI 2013-14			TOTAL			3-PTS			FREE THROWS			REBOUNDS												
Opponent	Date	GS	Min	FG	FGA	Pct	3FG	FGA	Pct	FT	FTA	Pct	Off	Def	Tot	Avg	PF	FO	A	TO	Blk	Stl	Pts	Avg
SFB	11-08-13	5	0	0	.000	0	0	.000	0	0	.000	0	0	0	0.0	1	0	0	1	0	0	0	0.0	
TEXAS SOUTHERN	11-14-13	2	1	1	1.000	0	0	.000	0	0	.000	0	1	1	0.5	3	0	0	0	1	0	2	1.0	
UCF	11-21-13	4	0	1	.000	0	0	.000	0	0	.000	0	1	1	0.7	0	0	0	0	1	0	0	0.7	
vs Arizona State	12-01-13	5	0	0	.000	0	0	.000	0	0	.000	0	1	1	0.8	1	0	0	0	0	0	0	0.5	
at Nebraska	12-04-13	8	0	0	.000	0	0	.000	2	2	1.000	0	1	1	0.8	4	0	0	0	0	0	2	0.8	
VIRGINIA TECH	12-08-13	9	0	1	.000	0	0	.000	0	0	.000	0	2	2	1.0	2	0	0	1	0	0	0	0.7	
LOYOLA	12-30-13	8	0	0	.000	0	0	.000	0	0	.000	0	1	1	1.0	0	0	0	0	0	0	0	0.6	
at Syracuse	01-04-14	3	0	0	.000	0	0	.000	0	0	.000	1	0	1	1.0	1	0	0	1	0	0	0	0.5	
at UNC	01-08-14	2	0	0	.000	0	0	.000	0	0	.000	1	0	1	1.0	0	0	0	0	0	0	0	0.4	



RION BROWN

Senior | Guard | 6-6 | 211

Hinesville, Ga. | Liberty County

#15

Brown Season / Career Highs

Points

Season: 25, at Nebraska, 12/4/13
Career: 25, at Nebraska, 12/4/13
ACC: 22 (2x) last vs. Boston College 2/5/13

Rebounds

Season: 11, vs. Texas Southern, 11/14/13
Career: 11, vs. Texas Southern, 11/14/13
ACC: 10, at North Carolina, 1/8/14

Assists

Season: 9, vs. Texas Southern, 11/14/13
Career: 9, vs. Texas Southern, 11/14/13
ACC: 4, at Syracuse, 1/4/14

Steals

Season: 3, (2x) last vs. Loyola, 12/30/13
Career: 3 (3x) last vs. Loyola, 12/30/13
ACC: 2 (2x) last vs. Boston College 2/5/13

Blocked Shots

Season: 1, (2x) last at North Carolina, 1/8/14
Career: 1, (7x) last at North Carolina, 1/8/14
ACC: 1, (3x) last at North Carolina, 1/8/14

Field Goals

Season: 8 (2x) last vs. Florida State, 1/15/14
Career: 9, at Georgia Tech, 1/5/13
ACC: 9, at Georgia Tech, 1/5/13

Field Goal Attempts

Season: 16, vs. Florida State, 1/15/14
Career: 16, vs. Florida State, 1/15/14
ACC: 16, vs. Florida State, 1/15/14

Free Throws

Season: 7 (2x) last vs. GWU, 11/28/13
Career: 7 (2x) last vs. GWU, 11/28/13
ACC: 4, at NC State 2/29/12

Free Throw Attempts

Season: 8, vs. Ga. Southern, 11/11/13
Career: 8, vs. Ga. Southern, 11/11/13
ACC: 6, at North Carolina, 1/8/14

3-Point Field Goals

Season: 5 (2x) last vs. Florida State, 1/15/14
Career: 6, vs. Maryland 3/2/11
ACC: 6, vs. Maryland 3/2/11

3-Point Field Goal Attempts

Season: 11, at Nebraska, 12/4/13
Career: 10, vs. Illinois, 3/24/13
ACC: 9, vs. Florida State, 1/15/14

Foul Disqualifications

Season: --
Career: --

Minutes

Season: 45, vs. Ga. Southern, 11/11/13
Career: 45, vs. Ga. Southern, 11/11/13
ACC: 38, vs. Virginia Tech, 12/8/13

- Very athletic and attacks the rim on offensive rebounds and lobs.
- Catch and shoot player who is finding his rhythm.
- Currently making 100 3-pointers before or after practice every day.
- Mother likes him to wear orange shoes, so she sends a new pair occasionally.
- Rebounding and assist numbers are up from past seasons.
- Taking on a leadership role after being seventh man a season ago.
- Only returner from last year who started a game.
- Approach vertical: 39 | Bench: 275
- Improved 1-step vertical from 31.5 to 35.5, 185 test from 2 to 12 reps and bench max from 205-245 junior year.
- One of four seniors not recruited by Larrañaga staff. (Akpejori, Brown, Swoope, Adams).
- Scored 21 points with five 3-pointers against Illinois to help the Canes to the NCAA Sweet 16 in 2013.
- Knocked down eight 3-pointers in first two games of NCAA Tournament.
- Perfect 6-6 at the line in five postseason games.
- 12 points in ACC Tournament Championship game, including six points from distance.
- Sophomore season knocked down 11 threes in four postseason games, leading team with 14.3 points in ACC Tournament and NIT combined.
- Led team in NIT with 17.0 points and 35.5 minutes per night, and was second with 6.0 rebounds in two games.
- Born Rion [Ryan] Cortez Brown Sept. 3, 1991.
- Majoring in sports administration, will graduate in May 2014.
- Also recruited by Georgia, Alabama and Virginia.
- Selected Class 3-A South Player of Year by Georgia Athletic Coaches Association.
- Rated as No. 15 shooting guard by Scout, No. 47 shooting guard by ESPN and No. 61 by Rivals.
- Played AAU basketball for Worldwide Renegades.
- Son of Lisa Brown and Tico Brown, who played basketball at Georgia Tech, in the Continental Basketball Association and overseas. When he retired, Tico was the CBA's all-time leading scorer (8,538 points) and was voted to the All-Time CBA Team. Brother to Tico Brown II.


2010-11				2011-12				2012-13			
Opposition	P	R	A	Opposition	P	R	A	Opposition	P	R	A
Jacksonville	3	2	1	Tennessee Tech	7	3	1	Stetson	10	1	2
at Memphis	0	2	0	Rutgers	0	4	1	at FGCU	1	4	3
N.C. Central	17	2	2	at Ole Miss	0	0	0	Jacksonville	8	7	1
at Rutgers	5	2	0	at Purdue	3	4	0	Detroit	6	5	2
McNeese St.	16	4	0	UMass	7	2	0	Michigan State	5	0	1
at FGCU	5	0	1	Memphis	6	1	0	at Massachusetts	6	0	2
Ole Miss	3	2	1	at West Virginia	0	0	0	Charlotte	4	3	0
West Virginia	0	1	0	vs. FAU	15	0	0	at UCF	6	0	1
Stetson	3	0	1	at Charlotte	11	2	0	at Hawai'i	6	1	1
UCF	0	0	0	Appalachian St.	15	3	0	vs. Arizona	2	1	0
Oral Roberts	1	1	0	UNCG	6	2	1	vs. Indiana State	7	2	0
Rice	0	1	0	at Virginia	4	1	0	La Salle	2	0	1
Akron	0	1	0	at North Carolina	3	2	0	at Georgia Tech	22	1	0
Pepperdine	9	1	0	Clemson	5	2	0	at North Carolina	9	2	0
at Duke	0	0	0	NC State	10	4	0	Maryland	2	2	0
at Clemson	1	0	0	at Georgia Tech	0	1	1	at Boston College	3	0	1
BC	0	0	1	at Boston College	2	3	3	Duke	4	0	2
Florida St.	0	1	0	Maryland	5	3	1	Florida State	8	2	2
at NC State	3	0	1	at Duke	5	1	1	at Virginia Tech	5	1	2
UNC	0	1	0	Virginia Tech	8	3	0	at NC State	0	1	0
at Virginia Tech	7	3	0	at Florida State	5	3	0	Boston College	22	3	1
Georgia Tech	5	8	1	North Carolina	5	5	1	North Carolina	11	1	1
Virginia	8	3	0	Wake Forest	11	6	3	at Florida State	2	0	0
at Wake Forest	0	2	2	at Maryland	4	1	0	at Clemson	5	2	0
Duke	8	3	0	Florida State	9	2	0	Virginia	10	4	0
at UNCG	0	1	0	at NC State	15	4	1	at Wake Forest	2	6	0
Clemson	5	2	0	Boston College	5	2	1	Virginia Tech	3	2	0
at BC	4	1	0	at Georgia Tech	10	5	0	at Duke	3	3	0
at Florida St.	3	7	1	vs. Florida State	13	5	0	Georgia Tech	0	1	1
Maryland	19	3	3	Valparaiso	18	6	1	Clemson	3	1	0
at Georgia Tech	3	3	3	Minnesota	16	6	0	vs. Boston College	7	1	1
Virginia	9	3	0					vs. NC State	0	0	0
UNC	5	3	1					vs. North Carolina	12	4	3
FAU	6	1	0					vs. Pacific	9	2	0
Missouri St.	7	3	2					vs. Illinois	21	5	2
at Alabama	2	5	1					vs. Marquette	5	4	0

BROWN CAREER STATISTICS

Season	GP	GS	Min.	Avg.	FG	FGA	Pct.	FG	FGA	Pct.	FT	FTA	Pct.	Off.	Def.	Tot.	Avg.	PF	FO	Ast.	TO	Blk	Stl	Pts.	Avg.
2010-11	36	5	607	16.9	51	141	.362	32	90	.356	23	33	.697	13	59	72	2.0	54	0	22	33	3	10	157	4.4
2011-12	31	3	618	19.9	73	171	.427	41	104	.394	36	47	.766	26	60	86	2.8	41	0	16	21	1	15	223	7.2
2012-13	36	6	800	22.2	79	215	.367	38	130	.292	35	47	.745	24	48	72	2.0	52	0	30	22	2	15	231	6.4
2013-14	16	16	550	34.4	80	191	.419	26	82	.317	41	54	.759	27	75	102	6.4	30	0	43	23	2	16	227	14.2
TOTAL	119	30	2575	21.6	283	718	.394	137	406	.337	135	181	.746	90	242	332	2.8	177	0	111	99	8	56	838	7.0

BROWN 2013-14

Opponent	Date	GS	Min	FG	FGA	Pct	3FG	FGA	Pct	FT	FTA	Pct	Off	Def	Tot	Avg	PF	FO	A	TO	Blk	Stl	Pts	Avg
SFB	11-08-13	*	42	3	10	.300	0	3	.000	5	6	.833	1	6	7	7.0	1	0	0	1	0	0	11	11.0
GA. SOUTHERN	11-11-13	*	45	3	13	.231	2	6	.333	7	8	.875	3	4	7	7.0	3	0	4	0	0	0	15	13.0
TEXAS SOUTHERN	11-14-13	*	34	6	12	.500	1	2	.500	0	0	.000	3	8	11	8.3	1	0	9	4	0	3	13	13.0
at Charleston	11-18-13	*	35	6	10	.600	1	2	.500	2	2	1.000	2	2	4	7.3	1	0	2	1	0	2	15	13.5
UCF	11-21-13	*	29	4	15	.267	1	8	.125	2	2	1.000	1	6	7	7.2	2	0	2	0	0	1	11	13.0
vs George Washington	11-28-13	*	34	4	12	.333	1	6	.167	7	7	1.000	3	6	9	7.5	2	0	1	0	0	1	16	13.5
at Cal State Fullerton	11-29-13	*	34	4	10	.400	0	3	.000	1	2	.500	2	6	8	7.6	2	0	2	4	0	0	9	12.9
vs Arizona State	12-01-13	*	30	3	7	.429	0	1	.000	3	5	.600	1	3	4	7.1	2	0	4	2	0	0	9	12.4
at Nebraska	12-04-13	*	32	8	14	.571	5	11	.455	4	6	.667	0	2	2	6.6	4	0	3	2	0	1	25	13.8
VIRGINIA TECH	12-08-13	*	38	4	15	.267	1	5	.200	0	0	.000	2	2	4	6.3	2	0	2	0	0	1	9	13.3
at Savannah State	12-19-13	*	37	5	11	.455	1	5	.200	2	2	1.000	1	2	3	6.0	1	0	5	2	1	2	13	13.3
LA SALLE	12-22-13	*	33	6	12	.500	1	5	.200	4	6	.667	4	5	9	6.3	0	0	4	2	0	1	17	13.6
LOYOLA	12-30-13	*	27	6	11	.545	4	6	.667	1	2	.500	2	7	9	6.5	2	0	1	2	0	3	17	13.8
at Syracuse	01-04-14	*	35	3	9	.333	1	4	.250	0	0	.000	0	4	4	6.3	1	0	4	2	0	0	7	13.4
at UNC	01-08-14	*	31	7	14	.500	2	6	.333	3	6	.500	1	9	10	6.5	4	0	0	1	1	0	19	13.7
FLORIDA STATE	01-15-14	*	34	8	16	.500	5	9	.556	0	0	.000	1	3	4	6.4	2	0	0	0	0	1	21	14.2



TONYE JEKIRI

Sophomore | Center | 7-0 | 235

Hialeah, Fla. | Champagnat Catholic School

#23

Jekiri Season / Career Highs

Points

Season: 10, vs. Loyola, 12/30/13
Career: 10, vs. Loyola, 12/30/13
ACC: 5, at Syracuse, 1/4/14

Rebounds

Season: 10, at North Carolina, 1/8/14
Career: 10, at North Carolina, 1/8/14
ACC: 10, at North Carolina, 1/8/14

Assists

Season: 2, vs. Loyola, 12/30/13
Career: 2, vs. Loyola, 12/30/13
ACC: 2, at Syracuse, 1/4/14

Steals

Season: 2 (2x) last at North Carolina, 1/8/14
Career: 2 (2x) last at North Carolina, 1/8/14
ACC: 2, at North Carolina, 1/8/14

Blocked Shots

Season: 3, at North Carolina, 1/8/14
Career: 3, at North Carolina, 1/8/14
ACC: 3, at North Carolina, 1/8/14

Field Goals

Season: 4 (2x) last vs. Loyola, 12/30/13
Career: 4, (2x) last vs. Loyola, 12/30/13
ACC: 2 (2x) last at Syracuse, 1/4/14

Field Goal Attempts

Season: 7 (2x) last vs. La Salle, 12/22/13
Career: 7 (2x) last vs. La Salle, 12/22/13
ACC: 5 (2x) last at Syracuse, 1/4/14

Free Throws

Season: 2 (2x) last vs. Loyola, 12/30/13
Career: 4, vs. Virginia Tech, 2/28/13
ACC: 4, vs. Virginia Tech, 2/28/13

Free Throw Attempts

Season: 4, vs. Loyola, 12/30/13
Career: 6, vs. Virginia Tech, 2/28/13
ACC: 6, vs. Virginia Tech, 2/28/13

3-Point Field Goals

Season: --

Career: --

ACC: --

3-Point Field Goal Attempts

Season: --

Career: --

ACC: --

Foul Disqualifications

Season: 3, last vs. Florida State, 1/15/14
Career: 3, last vs. Florida State, 1/15/14
ACC: 1, vs. Florida State, 1/15/14

Minutes

Season: 27, at North Carolina, 1/8/14
Career: 27, at North Carolina, 1/8/14
ACC: 27, at North Carolina, 1/8/14


2012-13			
Opposition	P	R	A
at FGCU	1	2	0
Jacksonville	0	0	0
Michigan State	0	2	0
at Massachusetts	0	0	0
Charlotte	0	0	0
at UCF	3	2	0
at Hawai'i	1	0	0
vs. Arizona	0	2	0
vs. Indiana State	0	0	0
La Salle	0	1	0
at Georgia Tech	2	2	0
at North Carolina	0	1	0
Maryland	2	4	0
at Boston College	0	1	1
Duke	2	2	0
Florida State	4	2	0
at Virginia Tech	2	1	0
at NC State	0	2	1
Boston College	2	4	0
North Carolina	2	2	0
at Florida State	2	2	0
at Clemson	0	0	0
Virginia	2	0	0
at Wake Forest	2	3	0
Virginia Tech	4	2	0
at Duke	2	0	0
Georgia Tech	0	0	0
Clemson	2	3	0
vs. Boston College	0	1	0
vs. NC State	2	3	0
vs. North Carolina	1	1	0
vs. Pacific	6	5	0
vs. Illinois	4	2	1
vs. Marquette	0	3	0

- Has only played basketball for four years after moving from Nigeria to South Florida in September 2010 to begin hoops career. Previously played soccer.
- Gained 25 pounds from a season ago, drinking protein shakes, and eating chicken and rice dishes.
- Averaged 3.3 points, 3.3 rebounds, 0.7 blocks and 10.3 minutes in three 2013 NCAA tournament games.
- Saints fan because of former Hurricane Jimmy Graham.
- Terrific learner who picks up concepts quickly.
- Good passer for his size.
- Developing his offensive game.
- Can play with back to basket or step out for a 10-12-foot shot.
- Runs the floor like a guard and has unstoppable motor.
- Only scholarship sophomore on the team, second Florida recruit in Larrañaga era.
- One of eight players on the team recruited by Larrañaga staff.
- Acclimated himself well from Nigeria to U.S. culture.
- Chose jersey number 23 because July 23 is birthday.
- Approach vertical: 37.
- Born Tonye [TAHN-yay] Frank Jekiri [Ja-KEER-EE] July 23, 1994 in Port Harcourt, Nigeria. Son of Emilinia and Frank. Brother to Tammie, Omiebi and Boma.
- Majoring in sports administration.
- Chose Miami over considerations from Virginia Tech, Clemson, Florida State, Auburn, Vanderbilt and Alabama.
- Rated 17th-best center in country by ESPN.com and No. 13 by Scout.com.
- Averaged 20 points, 12 rebounds and 5 blocks per game as a senior.
- On AAU circuit, played for Team Breakdown.

JEKIRI CAREER STATISTICS

Season	GP	GS	Min.	Avg.	FG	FGA	Pct.	FG	FGA	Pct.	FT	FTA	Pct.	Off.	Def.	Tot.	Avg.	PF	FO	Ast.	TO	Blk	Stl	Pts.	Avg.
2012-13	34	0	235	6.9	18	35	.514	0	0	.000	11	20	.550	28	27	55	1.6	35	0	4	11	11	7	47	1.4
2013-14	16	5	297	18.6	28	66	.424	0	0	.000	6	10	.600	24	50	74	4.6	41	3	10	15	13	9	62	3.9
TOTAL	50	5	532	10.6	46	101	.455	0	0	.000	17	30	.567	52	77	129	2.6	76	3	14	26	24	16	109	2.2

JEKIRI 2013-14				TOTAL			3-PTS			FREE THROWS			REBOUNDS							
Opponent	Date	GS	Min	FG	FGA	Pct	3FG	FGA	Pct	FT	FTA	Pct	Off	Def	Tot	Avg	PF	FO	A	TO
SFB	11-08-13	*	23	2	7	.286	0	0	.000	2	2	1.000	1	8	9	9.0	5	1	1	2
GA. SOUTHERN	11-11-13	*	9	1	4	.250	0	0	.000	0	0	.000	1	0	1	5.0	2	0	0	2
TEXAS SOUTHERN	11-14-13	*	12	2	6	.333	0	0	.000	0	0	.000	2	2	4	4.7	1	0	0	1
at Charleston	11-18-13		16	3	4	.750	0	0	.000	0	0	.000	2	1	3	4.3	3	0	0	1
UCF	11-21-13		17	1	3	.333	0	0	.000	0	0	.000	0	3	3	4.0	3	0	0	0
vs George Washington	11-28-13	*	21	1	3	.333	0	0	.000	0	0	.000	0	1	1	3.5	0	0	1	1
at Cal State Fullerton	11-29-13		20	2	3	.667	0	0	.000	0	0	.000	0	4	4	3.6	3	0	0	2
vs Arizona State	12-01-13		10	0	3	.000	0	0	.000	0	0	.000	2	1	3	3.5	1	0	0	0
at Nebraska	12-04-13		21	1	2	.500	0	0	.000	0	0	.000	2	5	7	3.9	2	0	1	0
VIRGINIA TECH	12-08-13		21	1	5	.200	0	0	.000	0	0	.000	3	4	7	4.2	0	0	0	1
at Savannah State	12-19-13		14	2	2	1.000	0	0	.000	0	0	.000	0	1	1	3.9	2	0	1	3
LA SALLE	12-22-13		25	4	7	.571	0	0	.000	1	2	.500	2	5	7	4.2	3	0	0	1
LOYOLA	12-30-13		23	4	5	.800	0	0	.000	2	4	.500	1	3	4	4.2	5	1	2	1
at Syracuse	01-04-14		18	2	5	.400	0	0	.000	1	2	.500	2	1	3	4.1	2	0	2	0
at UNC	01-08-14		27	1	4	.250	0	0	.000	0	0	.000	3	7	10	4.5	4	0	1	3
FLORIDA STATE	01-15-14	*	20	1	3	.333	0	0	.000	0	0	.000	3	4	7	4.6	5	1	1	0



JAMES KELLY

Junior | Forward | 6-7 | 246

#35

Ann Arbor, Mich. | Owens CC | Pioneer HS

Kelly Season Highs

Points

Season: 18, at Charleston, 11/18/13
ACC: 12, vs. Virginia Tech, 12/8/13

Rebounds

Season: 9, vs. Virginia Tech, 12/8/13
ACC: 9, vs. Virginia Tech, 12/8/13

Assists

Season: 2 (2x) last vs. Texas Southern, 11/14/13
ACC: 1, at Syracuse, 1/4/14

Steals

Season: 2 (2x) last at Charleston, 11/18/13
ACC: 1 (3x) last vs. Florida State, 1/15/14

Blocked Shots

Season: 2, at Cal State Fullerton, 11/29/13
ACC: 1, at North Carolina, 1/8/14

Field Goals

Season: 7, vs. Texas Southern, 11/14/13
ACC: 5, vs. Virginia Tech, 12/8/13

Field Goal Attempts

Season: 11, vs. Texas Southern, 11/14/13
ACC: 14, vs. Virginia Tech, 12/8/13

Free Throws

Season: 3 (2x) last vs. Arizona State, 12/1/13
ACC: 2, vs. Florida State, 1/15/14

Free Throw Attempts

Season: 4 (2x) last vs. Arizona State, 12/1/13
ACC: 2 (3x) last vs. Florida State, 1/15/14

3-Point Field Goals

Season: 3 (2x) last at Charleston, 11/18/13
ACC: 1, vs. Florida State, 1/15/14

3-Point Field Goal Attempts

Season: 4, vs. Texas Southern, 11/14/13
ACC: 3, vs. Florida State, 1/15/14

Foul Disqualifications

Season: --
ACC: --

Minutes


Season: 35, vs. Arizona State, 12/1/13
ACC: 31, vs. Virginia Tech, 12/8/13

- Began playing organized basketball junior year of high school after four-inch growth spurt.
- Good touch, very explosive and athletic.
- Catch and shoot from three and midrange.
- Inside-out talent.
- Spending more and more time in the gym to learn the game.
- Came to UM without visiting campus. Impressed by coaching staff's care for his schoolwork and off-the-court life.
- Increased bench 235 to 315 in four months, after never lifting weights before.
- Approach vertical: 37.5 | Bench max: 315
- Teammates compare him to former Cane DeQuan Jones for his personality and athleticism.
- Suite/roommates with Manu Lecomte, Davon Reed and Dre Burnett.
- One of eight players on the team recruited by Larrañaga staff.
- Averaged 17.9 points, 10.0 rebounds, 1.0 assist, 1.5 steals and 1.5 blocks per game in two seasons at Owens. Totaled 1,219 points, 678 rebounds, 105 blocks, 104 steals and 70 assists. First player in program history to record 1,000 points, 600 rebounds, 100 steals and 100 blocks in his career. 38 career double-doubles.
- Led the Ohio Community College Athletic Conference (OCCAC) in scoring (21.1 ppg) and rebounding (11.4 rpg), third in blocks (1.6bpg) and fourth in steals (2.3spg).
- NJCAA D-II Second Team All-American as a sophomore.
- Played in NJCAA Division II tournament semifinals.
- Born James Leo Kelly August 12, 1993. Son of Darlene Ison and Desi Kelly. Brother to Desi Kelly, Jr.
- Majoring in liberal arts.
- Recruited by Michigan State, New Mexico, West Virginia and Clemson.
- Played AAU for the Michigan Warriors.

KELLY CAREER STATISTICS

KELLY CAREER STATISTICS											3-Point			Free Throws			Rebounds				Scoring					
Season	GP	GS	Min.	Avg.	FG	FGA	Pct.	FG	FGA	Pct.	FT	FTA	Pct.	Off.	Def.	Tot.	Avg.	PF	FO	Ast.	TO	Blk	Stl	Pts.	Avg.	
2013-14	16	11	379	23.7	55	104	.529	10	25	.400	13	21	.619	22	57	79	4.9	32	0	11	15	10	10	133	8.3	

KELLY 2013-14			TOTAL			3-PTS			FREE THROWS			REBOUNDS													
Opponent	Date	GS	Min	FG	FGA	Pct	3FG	FGA	Pct	FT	FTA	Pct	Off	Def	Tot	Avg	PF	F0	A	TO	Blk	Stl	Pts	Avg	
SFB	11-08-13		5	0	0	.000	0	0	.000	0	0	.000	3	1	4	4.0	2	0	0	2	0	0	0	0.0	
GA. SOUTHERN	11-11-13		20	5	8	.625	0	1	.000	0	0	.000	2	0	2	3.0	2	0	2	0	0	1	10	5.0	
TEXAS SOUTHERN	11-14-13		28	7	11	.636	3	4	.750	0	0	.000	1	6	7	4.3	3	0	2	1	0	2	17	9.0	
at Charleston	11-18-13	*	33	6	9	.667	3	3	1.000	3	4	.750	0	4	4	4.3	2	0	1	0	1	2	18	11.3	
UCF	11-21-13	*	16	1	4	.250	0	2	.000	0	0	.000	2	2	4	4.2	3	0	1	1	1	0	2	9.4	
vs George Washington	11-28-13		28	5	9	.556	0	0	.000	1	2	.500	2	4	6	4.5	2	0	0	0	1	0	11	9.7	
at Cal State Fullerton	11-29-13	*	24	4	7	.571	1	2	.500	1	2	.500	1	6	7	4.9	3	0	1	0	2	0	10	9.7	
vs Arizona State	12-01-13	*	35	4	7	.571	0	2	.000	3	4	.750	0	6	6	5.0	3	0	1	1	1	0	11	9.9	
at Nebraska	12-04-13	*	28	1	4	.250	0	2	.000	0	0	.000	0	5	5	5.0	0	0	0	1	1	0	2	9.0	
VIRGINIA TECH	12-08-13	*	31	5	14	.357	0	1	.000	2	2	1.000	3	6	9	5.4	4	0	0	2	0	1	12	9.3	
at Savannah State	12-19-13	*	26	3	5	.600	0	1	.000	0	1	.000	2	6	8	5.6	0	0	1	2	0	1	6	9.0	
LA SALLE	12-22-13	*	20	4	7	.571	1	1	1.000	1	2	.500	0	3	3	5.4	1	0	0	2	1	1	10	9.1	
LOYOLA	12-30-13	*	29	5	8	.625	1	1	1.000	0	0	.000	2	4	6	5.5	2	0	1	0	1	0	11	9.2	
at Syracuse	01-04-14	*	28	4	5	.800	0	1	.000	0	0	.000	1	2	3	5.3	1	0	1	2	0	0	8	9.1	
at UNC	01-08-14	*	10	0	1	.000	0	1	.000	1	2	.500	0	1	1	5.0	2	0	0	0	1	1	1	8.6	
FLORIDA STATE	01-15-14		18	1	5	.200	1	3	.333	1	2	.500	3	1	4	4.9	2	0	0	1	0	1	4	8.3	



DONNAVAN KIRK #22

Graduate | Forward | 6-9 | 228

Pontiac, Mich. | DePaul | Detroit Country Day HS

Kirk Season / Career Highs

Points

Season: 21, vs. Florida State, 1/15/14
Career: 21, vs. Florida State, 1/15/14
ACC: 21, vs. Florida State, 1/15/14

Rebounds

Season: 11, (2x) last vs. Virginia Tech, 12/8/13
Career: 11 (2x) last vs. Virginia Tech, 12/8/13
ACC: 11, vs. Virginia Tech, 12/8/13

Assists

Season: 2, vs. UCF, 11/21/13
Career: 2 (2x) last vs. UCF, 11/21/13
ACC: 1, at Syracuse, 1/4/14

Steals

Season: 2, vs. Texas Southern, 11/14/13
Career: 2 (8x) last vs. Texas Southern, 11/14/13
ACC: 1, vs. Florida State, 1/15/14

Blocked Shots

Season: 4 (3x) last vs. Florida State, 1/15/14
Career: 8, vs. Providence 2/25/12
ACC: 4 (2x) vs. Florida State, 1/15/14

Field Goals

Season: 9, vs. Florida State, 1/15/14
Career: 9, vs. Florida State, 1/15/14
ACC: 9, vs. Florida State, 1/15/14

Field Goal Attempts

Season: 13, vs. Ga. Southern, 11/11/13
Career: 13 (2x) last vs. Ga. Southern, 11/11/13
ACC: 12, vs. Florida State, 1/15/14

Free Throws

Season: 4, vs. St. Francis, 11/8/13
Career: 5, vs. Wichita State 11/20/12
ACC: 2, vs. Virginia Tech, 12/8/13

Free Throw Attempts

Season: 6, vs. St. Francis, 11/8/13
Career: 6 (2x) last vs. St. Francis, 11/8/13
ACC: 4, vs. Virginia Tech, 12/8/13

3-Point Field Goals

Season: 3, vs. Florida State, 1/15/14
Career: 3, vs. Florida State, 1/15/14
ACC: 3, vs. Florida State, 1/15/14

3-Point Field Goal Attempts

Season: 4, vs. Florida State, 1/15/14
Career: 4, vs. Florida State, 1/15/14
ACC: 4, vs. Florida State, 1/15/14

Foul Disqualifications

Season: 1, at North Carolina, 1/8/14
Career: 4, last vs. Providence 1/5/13
ACC: 1, at North Carolina, 1/8/14

Minutes

Season: 39, vs. GWU, 11/28/13
Career: 39 (2x) last vs. GWU, 11/28/13
ACC: 34, vs. Florida State, 1/15/14

- Played 17 games at Miami before transferring to DePaul for redshirt sophomore season. Returned to Miami for graduate school after playing two full seasons for Blue Demons.
- Lean but strong athlete who benches 305 pounds.
- Approach vertical: 37.5 | Bench max: 305
- Ability to score in and out, hitting shots from long range or in the paint.
- Exceptional shot-blocking timing.
- Very good student, earned B.S. in marketing with an emphasis in sales leadership from DePaul. Currently working on masters in community & social change at Miami.
- Block to foul ratio is notable.
- Nationally ranked in blocks after posting 50 blocks for DePaul a season ago.
- One of eight players on the team recruited by Larrañaga staff.
- Roommate with Garrius Adams both in 2009 and now.
- 12th in DePaul history with 82 blocked shots in a Blue Demon uniform.
- Played in just four games as a true freshman at Miami due to back injury. Earned the team's "Iron Man Award", in recognition of the UM men's basketball player who has exhibited dedication in the classroom, locker room and weight room.
- Participated in the 2009 Academic All-American Classic, featuring the country's top basketball players that also excelled in the classroom.
- Played AAU basketball for The Family.
- Recruited out of high school by Michigan State, USF and USC.
- Born Donnavan Lewis Kirk July 22, 1991. Son of Eric Kirk and Tanya Orr. Brother, Eric Jr. and two sisters, Paige and Bria.

MIAMI 2009-10			
Opposition	P	R	A
N.C. Central	4	4	0
Nova Southeastern	4	5	0
vs. Tulane	2	0	0
vs. UNC-W	0	0	0

MIAMI 2010-11			
Opposition	P	R	A
Jacksonville	0	0	0
at Memphis	6	4	0
N.C. Central	6	4	0
at Rutgers	0	0	0
McNeese State	4	3	0
at FGCU	6	6	0
Ole Miss	1	1	0
West Virginia	2	1	0
Stetson	6	0	0
vs UCF	4	1	0
vs Oral Roberts	0	0	0
vs Rice	0	0	0
vs Akron	0	1	0

DEPAUL 2011-12			
Opposition	P	R	A
vs Minnesota	2	0	0
vs Texas Tech	2	4	0
vs Arizona State	0	1	0
at Northern Illinois	0	2	0
Arkansas PB	6	6	0
Cal Poly	0	4	0
Syracuse	14	3	1
Pittsburgh	2	8	0
at Louisville	0	2	0
Georgetown	4	1	0
USF	0	1	0
at Rutgers	0	2	0
St. John's	6	2	0
at Cincinnati	0	3	1
Marquette	4	7	0
at Notre Dame	8	5	0
at Connecticut	0	5	1
Louisville	11	4	1
at St. John's	6	5	0
Providence	4	11	0
at West Virginia	0	2	1
Seton Hall	8	8	0
vs Connecticut	4	6	0

DEPAUL 2012-13			
Opposition	P	R	A
UC Riverside	8	4	1
Gardner-Webb	8	2	0
Austin Peay	2	2	2
vs Wichita State	5	4	0
vs W. Kentucky	9	5	1
Fairfield	10	9	0
at Auburn	7	3	1
at Chicago State	3	3	0
Milwaukee	14	1	0
at Arizona State	2	2	1
Northern Ill.	2	0	1
UMBC	5	5	0
Loyola-Chicago	6	1	0
Seton Hall	2	1	0
at Providence	8	6	0
Cincinnati	4	4	0
St. John's	6	5	0
at Pittsburgh	3	3	0
at St. John's	6	6	1
Notre Dame	11	7	1
Villanova	3	4	1
at Marquette	16	4	1
at Notre Dame	16	4	0
Rutgers	11	7	0
at Georgetown	8	8	1
Connecticut	6	2	0
Louisville	2	9	0
at USF	5	2	0
at Syracuse	2	3	1
Pittsburgh	0	2	1
vs Rutgers	2	3	0

KIRK MIAMI CAREER STATISTICS


Season	GP	GS	Min.	Avg.	FG	FGA	Pct.	3-Point FG	3-Point FGA	3-Point Pct.	Free Throws FT	Free Throws FTA	Free Throws Pct.	Off.	Def.	Rebounds Tot.	Avg.	PF	FO	Ast.	TO	Blk	Stl	Pts.	Avg.
2009-10	4	0	26	6.5	4	7	.571	0	0	.000	2	2	1.000	4	5	9	2.3	2	0	0	3	0	2	10	2.5
2010-11	13	3	124	9.5	13	32	.406	0	2	.000	9	10	.900	7	14	21	1.6	18	0	0	14	4	2	35	2.7
2013-14	16	16	476	29.8	65	129	.504	7	20	.350	18	33	.545	50	57	107	6.7	40	1	4	25	37	7	155	9.7
TOTAL	33	19	626	19.0	82	168	.488	7	22	.318	29	45	.644	61	76	137	4.2	60	1	4	42	41	11	200	6.1

DEPAUL STATS

2011-12	23	4	415	18.0	32	73	.438	3	9	.333	14	20	.700	31	61	92	4.0	60	3	5	11	32	10	81	3.5
2012-13	31	30	791	25.5	78	159	.491	12	31	.387	24	34	.706	40	81	121	3.9	65	1	14	23	50	11	192	6.2
TOTAL	54	34	1206	22.3	110	232	.474	15	40	.375	38	54	.704	71	142	213	3.9	125	4	19	34	82	21	273	5.1

KIRK 2013-14

Opponent	Date	GS	Min	FG	FGA	Pct	3-PTS 3FG	3-PTS FGA	3-PTS Pct	FREE THROWS FT	FREE THROWS FTA	FREE THROWS Pct	REBOUNDS Off	REBOUNDS Def	Tot	Avg	PF	FO	A	TO	Blk	Stl	Pts	Avg
SFB	11-08-13	*	35	6	8	.750	0	1	.000	4	6	.667	7	3	10	10.0	3	0	0	4	2	1	16	16.0
GA. SOUTHERN	11-11-13	*	36	7	13	.538	1	2	.500	3	3	1.000	5	5	10	10.0	1	0	0	1	3	1	18	17.0
TEXAS SOUTHERN	11-14-13	*	30	7	12	.583	0	2	.000	1	1	1.000	2	1	3	7.7	3	0	1	0	3	2	15	16.3
at Charleston	11-18-13	*	29	4	8	.500	1	1	1.000	0	0	.000	3	6	9	8.0	1	0	0	3	2	0	9	14.5
UCF	11-21-13	*	33	3	8	.375	0	2	.000	0	2	.000	1	4	5	7.4	1	0	2	0	1	1	6	12.8
vs George Washington	11-28-13	*	39	3	8	.375	0	0	.000	0	0	.000	2	9	11	8.0	2	0	0	2	4	0	6	11.7
at Cal State Fullerton	11-29-13	*	27	2	4	.500	0	0	.000	1	2	.500	2	0	2	7.1	3	0	0	2	1	0	5	10.7
vs Arizona State	12-01-13	*	28	3	9	.333	0	0	.000	1	1	1.000	2	1	3	6.6	2	0	0	2	2	0	7	10.3
at Nebraska	12-04-13	*	18	0	4	.000	0	1	.000	1	2	.500	1	3	4	6.3	4	0	0	1	1	1	1	9.2
VIRGINIA TECH	12-08-13	*	29	2	7	.286	0	1	.000	2	4	.500	4	7	11	6.8	1	0	0	3	2	0	6	8.9
at Savannah State	12-19-13	*	36	6	10	.600	1	1	1.000	2	3	.667	5	4	9	7.0	3	0	0	2	3	0	15	9.5
LA SALLE	12-22-13	*	35	4	9	.444	0	2	.000	1	2	.500	4	5	9	7.2	2	0	0	1	4	0	9	9.4
LOYOLA	12-30-13	*	17	5	9	.556	0	0	.000	2	5	.400	5	4	9	7.3	2	0	0	0	0	0	12	9.6
at Syracuse	01-04-14	*	30	1	3	.333	0	0	.000	0	0	.000	2	2	4	7.1	3	0	1	3	4	0	2	9.1
at UNC	01-08-14	*	20	3	5	.600	1	3	.333	0	0	.000	1	2	3	6.8	5	1	0	0	1	0	7	8.9
FLORIDA STATE	01-15-14	*	34	9	12	.750	3	4	.750	0	2	.000	4	1	5	6.7	4	0	0	1	4	1	21	9.7



MANU LECOMTE

#20

Freshman | Guard | 5-11 | 159

Brussels, Belgium | Athene des Pagodes

- Team's only pure point guard. Can shoot the three or pull up for jumpers.
- Played as an amateur at the pro level in Belgium since he was 16.
- Head coach Larrañaga and assistant coach Michael Huger both played pro ball in Belgium.
- Young collegiate player, turning 18 in August of his freshman year at Miami.
- Very good shooter who averages in upper 60s in five minutes of threes drill.
- Adjusted well to American culture and has acclimated himself well to Miami.
- Did not visit campus before attending UM.
- Improved strength in short amount of time.
- Approach vertical: 35.5 | Bench max: 245
- Very professional about his game, wants to improve, spends a lot of time working at it.
- One of eight players on the team recruited by Larrañaga staff
- Suite/roommates with James Kelly, Davon Reed and Dre Burnett.
- Born Emmanuel Lecomte [la-conn-t] Aug. 16, 1995. Goes by Manu [man-ew].
- Son of Philippe and Marie. Brother to Christina.
- First language is French. Mother is Cameroonian and father is Belgian.
- Played for second division Mons-Hainant Belfius in Belgium where he averaged 12.4 points, 2.8 rebounds, and 3.2 assists per game
- Majoring in economics
- Competed in Belgium's U16, U18 and U20 championships, most recently playing in the U18 European Championship, where he led his country in scoring with 12.0 ppg and 2.9 assists in eight outings.
- Also recruited by Gonzaga, Creighton and UAB.

Lecomte Season Highs

Points

Season: 14, at Charleston, 11/18/13
ACC: 11, at North Carolina, 1/8/14

Rebounds

Season: 4 (3x) last vs. La Salle, 12/22/13
ACC: 4, vs. Virginia Tech, 12/8/13

Assists

Season: 7, at North Carolina, 1/8/14
ACC: 7, at North Carolina, 1/8/14

Steals

Season: 2 (3x) last at Savannah State, 12/19/13
ACC: 1 (2x) last at Syracuse, 1/4/14

Blocked Shots

Season: 1, vs. Ga. Southern, 11/11/13
ACC: --

Field Goals

Season: 4 (2x) last at Charleston, 11/18/13
ACC: 3 (2x) last at Syracuse, 1/4/14

Field Goal Attempts

Season: 10, vs. St. Francis, 11/8/13
ACC: 8, vs. Virginia Tech, 12/8/13

Free Throws

Season: 6 (2x) last at North Carolina, 1/8/14
ACC: 6, at North Carolina, 1/8/14

Free Throw Attempts

Season: 8, at North Carolina, 1/8/14
ACC: 8, at North Carolina, 1/8/14

3-Point Field Goals

Season: 2 (4x) last at Syracuse, 1/4/14
ACC: 2, at Syracuse, 1/4/14

3-Point Field Goal Attempts

Season: 4 (3x) last at Syracuse, 1/4/14
ACC: 4, at Syracuse, 1/4/14

Foul Disqualifications

Season: --
ACC: --

Minutes


Season: 38, at North Carolina, 1/8/14
ACC: 38, at North Carolina, 1/8/14

LECOMTE CAREER STATISTICS

Season	GP	GS	Min.	Avg.	FG	FGA	Pct.	3-Point FG	3-Point FGA	3-Point Pct.	Free Throws FT	Free Throws FTA	Free Throws Pct.	Off.	Def.	Tot.	Avg.	PF	FO	Ast.	TO	Blk	Stl	Pts.	Scoring Avg.
2013-14	16	7	449	28.1	37	97	.381	11	28	.393	27	35	.771	6	28	34	2.1	30	0	43	23	1	12	112	7.0

LECOMTE 2013-14

Opponent	Date	GS	Min	TOTAL FG	TOTAL FGA	TOTAL Pct	3-PTS 3FG	3-PTS FGA	3-PTS Pct	FREE THROWS FT	FREE THROWS FTA	FREE THROWS Pct	REBOUNDS Off	REBOUNDS Def	REBOUNDS Tot	Avg	PF	FO	A	TO	Blk	Stl	Pts	Avg
SFB	11-08-13	*	34	3	10	.300	0	2	.000	3	4	.750	0	1	1	1.0	2	0	1	2	0	2	9	9.0
GA. SOUTHERN	11-11-13	*	36	4	8	.500	2	4	.500	2	2	1.000	1	3	4	2.5	1	0	1	0	1	1	12	10.5
TEXAS SOUTHERN	11-14-13	*	33	4	8	.500	2	4	.500	2	2	1.000	2	1	3	2.7	1	0	4	0	0	2	12	11.0
at Charleston	11-18-13	*	33	4	8	.500	0	0	.000	6	6	1.000	0	4	4	3.0	4	0	5	3	0	0	14	11.8
UCF	11-21-13	*	33	0	6	.000	0	2	.000	0	0	.000	0	0	0	2.4	2	0	2	3	0	0	0	9.4
vs George Washington	11-28-13	*	25	2	6	.333	1	2	.500	0	0	.000	2	0	2	2.3	2	0	0	2	0	0	5	8.7
at Cal State Fullerton	11-29-13		15	2	4	.500	0	2	.000	0	0	.000	0	3	3	2.4	1	0	1	0	0	1	4	8.0
vs Arizona State	12-01-13		10	1	3	.333	0	0	.000	0	0	.000	0	1	1	2.3	0	0	1	0	0	0	2	7.3
at Nebraska	12-04-13		23	2	4	.500	0	0	.000	1	3	.333	0	2	2	2.2	4	0	4	4	0	0	5	7.0
VIRGINIA TECH	12-08-13		27	3	8	.375	0	1	.000	1	2	.500	0	4	4	2.4	2	0	2	3	0	1	7	7.0
at Savannah State	12-19-13		32	2	3	.667	2	2	1.000	4	4	1.000	0	2	2	2.4	1	0	4	2	0	2	10	7.3
LA SALLE	12-22-13		28	2	6	.333	0	1	.000	1	2	.500	1	3	4	2.5	3	0	2	0	0	1	5	7.1
LOYOLA	12-30-13		20	2	3	.667	1	1	1.000	1	2	.500	0	0	0	2.3	2	0	3	0	0	1	6	7.0
at Syracuse	01-04-14		25	3	6	.500	2	4	.500	0	0	.000	0	0	0	2.1	1	0	0	2	0	1	8	7.1
at UNC	01-08-14		38	2	7	.286	1	1	1.000	6	8	.750	0	3	3	2.2	2	0	7	2	0	0	11	7.3
FLORIDA STATE	01-15-14	*	37	1	7	.143	0	2	.000	0	0	.000	0	1	1	2.1	2	0	6	0	0	0	2	7.0



DAVON REED

Freshman | Guard | 6-6 | 208

#5

Ewing, N.J. | Princeton Day School (N.J.)

- Focused. Structured. Determined. Competitive. True student of the game. Will do whatever it takes to win.
- Roommate James Kelly says Reed is the most organized and focused person he's ever met.
- A 3 guard who is playing out of position at the point for Miami.
- Improved bench 175 to 250 pounds in four months.
- Approach vertical: 40.5 | Bench max: 250
- One of eight players on the team recruited by Larrañaga staff.
- Suite/roommates with Manu Lecomte, Davon Reed and Dre Burnett.
- Four-star swingman listed as a Top 100 player (No. 97) by Rivals.com and No. 78 in the Class of 2013 by ESPN
- Third-best talent in New Jersey and 18th best nationally at the shooting guard position, according to ESPN.com.
- Kevin Durant Skills Academy. McDonald's All-American candidate.
- 2,000 point scorer. Averaged 24 points and 10 rebounds as a senior.
- Youth Role Model Award from Join-Effort Princeton for both dedication to his community and excellence in his personal life.
- Born Davon Malcolm Reed June 11, 1995. Son of David Reed and Rose Reed. Brother to Miles.
- Majoring in sports administration
- Played AAU ball with Team Final.
- Chose Miami over offers from Wake Forest, Cincinnati, Xavier and Memphis.

Reed Season Highs

Points

Season: 19 vs. Arizona State, 12/1/13
ACC: 10, vs. Virginia Tech, 12/8/13

Rebounds

Season: 5 (2x) last vs. Virginia Tech, 12/8/13
ACC: 5, vs. Virginia Tech, 12/8/13

Assists

Season: 7, vs. Loyola, 12/30/13
ACC: 1, at Syracuse, 1/4/14

Steals

Season: 2 (4x) last vs. Loyola, 12/30/13
ACC: --

Blocked Shots

Season: 1 (2x) last vs. UCF, 11/21/13
ACC: --

Field Goals

Season: 7, vs. UCF, 11/21/13
ACC: 4, vs. Virginia Tech, 12/8/13

Field Goal Attempts

Season: 12, at Cal State Fullerton, 11/29/13
ACC: 10, vs. Virginia Tech, 12/8/13

Free Throws

Season: 5, vs. Loyola, 12/30/13
ACC: 1, at Syracuse, 1/4/14

Free Throw Attempts

Season: 6, vs. Arizona State, 12/1/13
ACC: 2 (2x) last at Syracuse, 1/4/14

3-Point Field Goals

Season: 5, vs. Arizona State, 12/1/13
ACC: 1 (2x) last at Syracuse, 1/4/14

3-Point Field Goal Attempts

Season: 8, vs. Arizona State, 12/1/13
ACC: 4, vs. Florida State, 1/15/14

Foul Disqualifications

Season: --
ACC: --

Minutes


Season: 36 (2x) last vs. Arizona State, 12/1/13
ACC: 32, vs. Virginia Tech, 12/8/13

REED CAREER STATISTICS

REED CAREER STATISTICS										3-Point			Free Throws			Rebounds				Scoring									
Season	GP	GS	Min.	Avg.	FG	FGA	Pct.	FG	FGA	Pct.	FT	FTA	Pct.	Off.	Def.	Tot.	Avg.	PF	FO	Ast.	TO	Blk	Stl	Pts.	Avg.				
2013-14	16	9	410	25.6	39	113	.345	22	64	.344	19	30	.633	7	24	31	1.9	23	0	30	28	2	10	119	7.4				

REED 2013-14

Opponent	Date	GS	Min	TOTAL			3-PTS			FREE THROWS			REBOUNDS				PF	FO	A	TO	Blk	Stl	Pts	Avg
				FG	FGA	Pct	3FG	FGA	Pct	FT	FTA	Pct	Off	Def	Tot	Avg								
SFB	11-08-13		18	1	5	.200	0	1	.000	1	2	.500	0	1	1	1.0	1	0	0	0	0	1	3	3.0
GA. SOUTHERN	11-11-13		21	1	5	.200	1	4	.250	4	4	1.000	0	1	1	1.0	4	0	2	1	0	0	7	5.0
TEXAS SOUTHERN	11-14-13		27	4	8	.500	3	4	.750	0	1	.000	2	1	3	1.7	0	0	3	1	0	0	11	7.0
at Charleston	11-18-13		26	1	6	.167	1	2	.500	0	0	.000	1	1	2	1.8	3	0	3	2	1	0	3	6.0
UCF	11-21-13		26	7	10	.700	3	5	.600	0	0	.000	1	4	5	2.4	2	0	1	2	1	2	17	8.2
vs George Washington	11-28-13		35	2	7	.286	2	5	.400	0	0	.000	0	2	2	2.3	2	0	2	3	0	2	6	7.8
at Cal State Fullerton	11-29-13	*	36	4	12	.333	1	6	.167	0	2	.000	0	3	3	2.4	1	0	2	1	0	0	9	8.0
vs Arizona State	12-01-13	*	36	5	10	.500	5	8	.625	4	6	.667	0	1	1	2.3	3	0	2	2	0	0	19	9.4
at Nebraska	12-04-13	*	31	2	11	.182	1	6	.167	0	0	.000	1	1	2	2.2	2	0	2	2	0	2	5	8.9
VIRGINIA TECH	12-08-13	*	32	4	10	.400	1	3	.333	1	2	.500	2	3	5	2.5	0	0	0	3	0	0	10	9.0
at Savannah State	12-19-13	*	22	3	5	.600	1	2	.500	1	5	.200	0	1	1	2.4	2	0	1	3	0	1	8	8.9
LA SALLE	12-22-13	*	25	3	8	.375	1	5	.200	1	1	1.000	0	0	0	2.2	2	0	4	1	0	0	8	8.8
LOYOLA	12-30-13	*	31	1	6	.167	1	5	.200	5	5	1.000	0	2	2	2.2	0	0	7	3	0	2	8	8.8
at Syracuse	01-04-14	*	20	1	3	.333	1	3	.333	2	2	1.000	0	0	0	2.0	1	0	1	1	0	0	5	8.5
at UNC	01-08-14	*	10	0	3	.000	0	1	.000	0	0	.000	0	2	2	2.0	0	0	0	2	0	0	0	7.9
FLORIDA STATE	01-15-14		14	0	4	.000	0	4	.000	0	0	.000	0	1	1	1.9	0	0	0	1	0	0	0	7.4



ERIK SWOOPE

Senior | Forward | 6-5 | 220

Lake Elsinore, Calif. | Harvard-Westlake

#21

Swoope Season / Career Highs

Points

Season: 14, at North Carolina, 1/8/14
Career: 14, at North Carolina, 1/8/14
ACC: 14, at North Carolina, 1/8/14

Rebounds

Season: 4 (2x) last at North Carolina, 1/8/14
Career: 6, vs. NC Central 11/19/10
ACC: 4 (2x) last at North Carolina, 1/8/14

Assists

Season: 1 (3x) last at North Carolina, 1/8/14
Career: 2, at West Virginia 12/10/11
ACC: 1 (5x) last at North Carolina, 1/8/14

Steals

Season: 2, at North Carolina, 1/8/14
Career: 3 (3x), last vs. Rutgers 11/15/11
ACC: 3, vs. Florida State, 1/19/11

Blocked Shots

Season: 1 (2x) last at North Carolina, 1/8/14
Career: 2 (2x), last vs. UNF 11/19/11
ACC: 1, at North Carolina, 1/8/14

Field Goals

Season: 5, at North Carolina, 1/8/14
Career: 5, at North Carolina, 1/8/14
ACC: 5, at North Carolina, 1/8/14

Field Goal Attempts

Season: 8, at North Carolina, 1/8/14
Career: 8 (2x) last at North Carolina, 1/8/14
ACC: 8 (5x) last at North Carolina, 1/8/14

Free Throws

Season: 4, at North Carolina, 1/8/14
Career: 5, vs. Pepperdine 12/30/10
ACC: 4 (2x) last at North Carolina, 1/8/14

Free Throw Attempts

Season: 4, at North Carolina, 1/8/14
Career: 7, vs. Pepperdine 12/30/10
ACC: 4 (2x) last at North Carolina, 1/8/14

3-Point Field Goals

Season: 1, at Nebraska, 12/4/13
Career: 1 (2x) last at Nebraska, 12/4/13
ACC: --

3-Point Field Goal Attempts

Season: 3, at Nebraska, 12/4/13
Career: 3, at Nebraska, 12/4/13
ACC: 1 (2x) last at North Carolina, 1/8/14

Foul Disqualifications

Season: --
Career: 3 - 1 in 2010-11; 2 in 2011-12
ACC: --

Minutes

Season: 25, at North Carolina, 1/8/14
Career: 36, at Ole Miss 11/25/11
ACC: 25, at North Carolina, 1/8/14

- Extremely athletic, incredible physique, bouncy.
- Attacks basket with reckless abandon, and has ability to finish plays in traffic.
- Plays both the three and four positions. Plays bigger than his height.
- Studies Dennis Rodman videos to perfect his role as a rebounder and defender.
- Lost 20 pounds since March by swimming and rowing, but gained 25 pounds on bench press, up from 340 to 365 lbs. Squats 495 lbs.
- Spent time shooting this summer, improved free throw shooting.
- Focused, diligent worker.
- Approach vertical: 40 | Bench max: 365
- Improved bench max 275 to 340 pounds, standing vertical jump 27.5 to 32 inches and 185 test 15 to 21 reps in junior season.
- One of four seniors not recruited by Larrañaga staff. (Akpejori, Brown, Swoope, Adams).
- Born Erik Hamilton Swoope [Swoope] May 8, 1992. Son of Denise and Gerald Swoope. Brother to Devin Swoope.
- Majoring in economics.
- Practicing yoga for four years.
- 2011 ACC All-Academic Basketball Team.
- Rated as No. 41 power forward by ESPN.
- As a senior, averaged 21.8 points, 8.9 rebounds, 1.6 assists and 1.5 blocks per game, converting 74 percent from field and 71 percent from foul line.
- Played AAU basketball for Pump N' Run Elite.
- Attended same high school that produced NBA players Jason Collins (Atlanta Hawks) and Jarron Collins (Phoenix Suns).

2010-11					2011-12					2012-13				
Opposition	P	R	A		Opposition	P	R	A		Opposition	P	R	A	
Jacksonville	0	0	0		Tennessee Tech	11	6	1		Stetson	0	0	0	
at Memphis	1	0	0		Rutgers	6	8	1		at FGCU	0	0	0	
N.C. Central	4	6	1		UNF	8	3	1		Jacksonville	7	2	1	
at Rutgers	0	0	0		FGCU	4	3	0		Detroit	0	1	0	
McNeese St.	0	0	0		at Ole Miss	6	3	0		Charlotte	4	4	0	
at FGCU	0	1	0		at Purdue	4	1	1		at UCF	3	0	0	
UCF	0	0	0		UMass	6	2	1		at Hawai'i	0	0	0	
Oral Roberts	0	0	0		Memphis	2	4	0		vs. Arizona	0	0	0	
Rice	4	1	1		at West Virginia	0	3	2		La Salle	4	4	1	
Akron	3	3	0		vs. FAU	2	1	0		at Georgia Tech	0	1	0	
Pepperdine	13	4	1		at Charlotte	0	1	0		Maryland	0	0	0	
at Duke	6	2	0		Appalachian St.	2	0	0		at Boston College	0	4	0	
at Clemson	0	2	1		UNCG	0	0	0		Duke	1	0	0	
BC	4	1	0		at North Carolina	0	0	0		Florida State	2	1	0	
Florida St.	5	2	1		NC State	1	0	0		Boston College	0	1	0	
at NC State	0	0	0		at Boston College	0	0	0		North Carolina	0	1	0	
UNC	0	0	0		Maryland	0	2	0		at Florida State	2	0	0	
at Virginia Tech	0	0	0		Virginia Tech	0	0	0		at Clemson	2	3	0	
Georgia Tech	0	1	0		Wake Forest	0	0	0		at Wake Forest	4	2	0	
Virginia	0	1	0		Boston College	0	2	0		Virginia Tech	0	1	0	
at Wake Forest	0	1	0		at Georgia Tech	0	0	0		at Duke	0	2	1	
Duke	0	0	0		vs. Florida State	0	0	0		Clemson	0	0	0	
at UNCG	0	1	0		Minnesota	2	1	0		vs. Boston College	0	2	0	
at Florida St.	0	1	0							vs. NC State	0	1	0	
at Georgia Tech	0	2	0							vs. North Carolina	2	0	0	
Virginia	0	0	0							vs. Pacific	6	0	0	
FAU	0	0	0							vs. Marquette	6	2	0	
Missouri St.	0	0	0											
at Alabama	0	0	0											

SWOOPE CAREER STATISTICS

SWOOPÉ CAREER STATISTICS										3-Point			Free Throws			Rebounds				Scoring							
Season	GP	GS	Min.	Avg.	FG	FGA	Pct.	FG	FGA	Pct.	FT	FTA	Pct.	Off.	Def.	Tot.	Avg.	PF	FO	Ast.	TO	Blk	Stl	Pts.	Avg.		
2010-11	29	9	189	6.5	11	25	.440	0	0	.000	18	30	.600	12	17	29	1.0	26	1	5	7	2	13	40	1.4		
2011-12	23	8	269	11.7	23	46	.500	0	2	.000	8	17	.471	20	20	40	1.7	46	2	7	8	10	9	54	2.3		
2012-13	27	0	161	6.0	18	28	.643	1	1	1.000	6	19	.316	16	16	32	1.2	18	0	3	3	2	4	43	1.6		
2013-14	14	0	143	10.2	11	28	.393	1	5	.200	10	13	.769	5	17	22	1.6	12	0	3	5	2	3	33	2.4		
TOTAL	93	17	762	8.2	63	127	.496	2	8	.250	42	79	.532	53	70	123	1.3	102	3	18	23	16	29	170	1.8		

SWOOPE 2013-14

SWOOPÉ 2013-14			TOTAL			3-PTS			FREE THROWS			REBOUNDS												
Opponent	Date	GS	Min	FG	FGA	Pct	3FG	FGA	Pct	FT	FTA	Pct	Off	Def	Tot	Avg	PF	FO	A	TO	Blk	Stl	Pts	Avg
SFB	11-08-13	23	0	3	.000	0	0	.000		2	2	1.000	1	3	4	4.0	3	0	0	0	0	0	2	2.0
GA. SOUTHERN	11-11-13	16	2	5	.400	0	0	.000		2	2	1.000	1	2	3	3.5	2	0	1	0	0	0	6	4.0
TEXAS SOUTHERN	11-14-13	5	0	1	.000	0	0	.000		0	0	.000	0	2	2	3.0	1	0	0	0	0	0	0	2.7
at Charleston	11-18-13	5	0	1	.000	0	0	.000		0	0	.000	0	0	0	2.3	1	0	0	0	0	0	0	2.0
UCF	11-21-13	6	0	0	.000	0	0	.000		0	0	.000	0	1	1	2.0	0	0	0	0	0	1	0	1.6
vs George Washington	11-28-13	3	0	0	.000	0	0	.000		0	0	.000	0	0	0	1.7	1	0	0	0	0	0	0	1.3
at Cal State Fullerton	11-29-13	9	0	0	.000	0	0	.000		0	2	.000	0	2	2	1.7	0	0	0	1	0	0	0	1.1
vs Arizona State	12-01-13	13	1	1	1.000	0	0	.000		1	1	1.000	0	0	0	1.5	1	0	0	0	0	0	3	1.4
at Nebraska	12-04-13	8	2	5	.400	1	3	.333		0	0	.000	0	2	2	1.6	0	0	0	0	0	0	5	1.8
VIRGINIA TECH	12-08-13	4	0	0	.000	0	0	.000		0	0	.000	1	1	2	1.6	0	0	1	0	0	0	0	1.6
LOYOLA	12-30-13	12	1	1	1.000	0	0	.000		1	2	.500	0	1	1	1.5	0	0	0	2	1	0	3	1.7
at Syracuse	01-04-14	5	0	1	.000	0	0	.000		0	0	.000	0	0	0	1.4	0	0	0	0	0	0	0	1.6
at UNC	01-08-14	25	5	8	.625	0	1	.000		4	4	1.000	1	3	4	1.6	2	0	1	2	1	2	14	2.5
FLORIDA STATE	01-15-14	9	0	2	.000	0	1	.000		0	0	.000	1	0	1	1.6	1	0	0	0	0	0	0	2.4



SHELDON McCLELLAN

Junior | Guard | 6-5 | 206

Houston, Texas | University of Texas | Bellaire

As a Sophomore (2012-13): Played in 34 games with 15 starts ... Averaged 13.5 points, 3.9 rebounds, 0.9 assists, 0.8 steals ... Shot 38.2 percent from the field, 27.3 percent from distance and 83.3 percent at the line ... Season-high 27 points scored at Texas Tech on March 9.

As a Freshman (2011-12): Played in all 34 games with nine starts ... Second on the team in scoring (11.3 ppg) while converting 44.8 percent from the floor (129-of-288) and 75.6 percent from the free throw line (90-of-119) ... Topped the 20-point mark twice ... Double figures in scoring in 21 games ... Averaged 12.5 points in 26.1 minutes per game while hitting 54-of-118 (45.8) field goals over the last 12 contests of the season.

High School: No. 47 prospect nationally in the ESPNU 100 and No. 60 prospect by Rivals.com following senior season ... Averaged a team-best 25.6 points, 7.2 rebounds, 5.0 assists and 2.0 steals per game while helping Bellaire to a 20-9 mark and the first round of the Class 5A state playoffs ... Career-high 56 points in the season-opening win against Booker T. Washington ... Averaged 20 points per game while leading Bellaire to a 35-2 record and a trip to the Class 5A regional finals in his junior season ... Coached by Bruce Glover.

Personal: Born Dec. 21, 1992 in Houston, Texas ... Full name is Sheldon Reeves McClellan ... Son of Angel Johnson (mother) ... Brother to Justin Jones ... Majoring in liberal arts ... Played AAU for Houston Select ... Cousin Jawaan McClellan played basketball for Arizona and professionally overseas ... Favorite food is a homemade sloppy joe.

McClellan Season / Career Highs

Points

Career: 27, at Texas Tech, 3/9/13

Rebounds

Career: 9, Rice, 12/29/12

Assists

Career: 3 (4x), last at Oklahoma 2/27/13

Steals

Career: 4, at Kansas, 2/16/13

Blocked Shots

Career: 1 (6x), last at Houston 3/20/13

Field Goals

Career: 10 (2x), last at Oklahoma, 1/21/13

Field Goal Attempts

Career: 20, at Oklahoma, 1/21/13

Free Throws

Career: 14, vs. Fresno State, 11/9/12

Free Throw Attempts

Career: 14, vs. Fresno State, 11/9/12

3-Point Field Goals

Career: 4 (2x), last vs. Miss State, 11/21/12

3-Point Field Goal Attempts

Career: 9, vs. Oklahoma 2/29/12

Minutes

Career: 41, at Baylor 1/5/13

2011-12

Opposition	P	R	A
Boston Univ.	6	1	2
Rhode Island	10	2	0
vs Oregon State	12	5	1
vs NC State	16	3	0
Sam Houston St.	12	6	0
North Texas	8	1	0
at UCLA	8	2	0
UT Arlington	23	6	0
Texas State	13	6	1
Nichols State	12	3	1
Temple	6	8	0
at North Carolina	16	2	0
Rice	19	2	0
at Iowa State	14	4	0
Oklahoma State	6	4	1
Texas A&M	7	0	1
at Missouri	6	3	2
at Kansas State	19	3	2
Kansas	11	5	1
Iowa State	5	2	1
at Baylor	2	0	1
Missouri	2	3	0
Texas Tech	17	3	1
at Texas A&M	15	3	0
Kansas State	11	7	0
at Oklahoma	13	5	0
at Oklahoma St.	15	2	0
Baylor	13	5	0
at Texas Tech	7	3	1
Oklahoma	24	3	0
at Kansas	6	2	2
vs Iowa State	9	2	0
vs Missouri	10	4	0
vs Cincinnati	10	2	3

2012-13

Opposition	P	R	A
Fresno State	20	2	0
Coppin State	25	2	1
vs Chaminade	14	1	1
vs USC	11	7	1
vs Mississippi St.	19	5	0
Sam Houston St.	16	8	0
UT Arlington	14	5	1
vs Georgetown	12	4	0
vs UCLA	12	2	3
Texas State	10	8	2
North Carolina	18	6	3
at Michigan St.	13	2	0
Rice	14	9	0
at Baylor	21	5	2
West Virginia	9	5	0
at Iowa State	0	0	0
Kansas	18	1	1
at Oklahoma	25	4	2
Texas Tech	10	3	0
at Kansas State	15	4	1
TCU	15	3	0
at West Virginia	14	8	1
Oklahoma State	4	2	0
Iowa State	18	8	0
at Kansas	7	4	0
at TCU	0	0	0
Kansas State	15	5	1
Oklahoma	18	8	3
at Oklahoma St.	0	2	0
Baylor	23	1	0
at Texas Tech	27	4	2
vs TCU	12	1	1
vs Kansas State	5	1	1
at Houston	6	2	2

MCCLELLAN CAREER STATISTICS

Season	GP	GS	Min.	Avg.	FG	FGA	Pct.	3-Point FG	3-Point FGA	3-Point Pct.	FT	FTA	Pct.	Off.	Def.	Tot.	Avg.	PF	FO	Ast.	TO	Blk	Stl	Pts.	Avg.
2011-12	34	9	879	25.9	129	288	.448	35	113	.310	90	119	.756	39	73	112	3.3	34	0	21	30	3	35	383	11.3
2012-13	34	15	929	27.3	136	356	.382	33	121	.273	155	186	.833	36	96	132	3.9	28	0	29	57	3	28	460	13.5
TOTAL	68	24	1808	26.6	265	644	.411	68	234	.291	245	305	.803	75	169	244	3.6	62	0	50	87	6	63	843	12.4



ANGEL RODRIGUEZ

Junior | Guard | 5-11 | 181

Cupey, P.R. | Kansas State University | Miami Krop HS

As a Sophomore (2012-13): NABC District 8 second team ... All-Big 12 Second Team ... Big 12 All-Defensive Team ... Phillips 66 All-Championship Team ... Big 12 Co-Champions ... Phillips 66 co-Big 12 Player of the Week (Feb. 18) ... Averaged 11.4 points on 36.1 percent shooting, including 34.4 percent from 3-point range, to go with 5.2 assists, 2.1 rebounds and 1.5 steals in 28.2 minutes per game ... Started all 33 games ... Hit 82.6 percent at the free throw line and posted a 2.2 assist to turnover ratio ... Led the Wildcats in 3-point field goals (55), assists (173) and steals (50) ... Second on team in scoring (11.4 ppg.), double-digit scoring games (23) and minutes per game (28.2) ... Among Top 5 in the Big 12 in assist-to-turnover ratio (second), assists (third), free throw percentage (third) and steals (fourth) ... 173 assists are second-most in a single season at K-State ... 5.24 assists per game average and 2.22 assist-to-turnover ratio rank fifth in school history ... Earned Jack Hartman Top Defensive Player and the Ernie Barrett Play Hard team awards.

As a Freshman (2011-12): Saw action in 32 games with 17 starts as a true freshman ... 17 starts all came in the last 17 games ... Fall 2011 Big 12 Commissioner's Honor Roll ... Averaged 8.3 points on 36 percent shooting (80-of-222), including 31.7 percent (32-of-101) from 3-point range, with 3.2 assists, 2.5 rebounds and 3-point field goals in 21.7 minutes per game ... Ranked among the Top 5 in seven categories, first in assists and steals, third in field goal attempts, 3-point field goals, free throws and fourth in scoring and minutes ... First freshman to pace the team in both assists and steals since Steve Henson in 1986-87 ... Ranked 11th in the Big 12 in assists, steals and assist-to-turnover ratio (1.2) ... One of just two freshmen in the league to rank in Top 15 in all three categories ... 14 double-digit points efforts ... Led the team in scoring in five games, including a season-best 17 points vs. Southern Illinois (12/22/11) ... Connected on at least two 3-point field goals in nine games, including a season-high five vs. Southern Illinois (12/22/11) ... Had a season-high six rebounds in a win at Oklahoma State (1/21/12) ... Paced the squad in assists in a team-best 13 games, including 12 in Big 12 play ... Dished out a season-best eight vs. Iowa State (2/25/12) ... Had at least five assists in eight games ... Nabbed at least one steal in 21 games, including a season-best four at Baylor (2/18/12) and Iowa State (2/25/12) ... Averaged 8.2 points on 39.1 percent shooting (45-of-115), including 31.1 percent (14-of-45), with 3.8 assists, 2.6 rebounds and 1.6 steals per game in Big 12 play ... Ranked among the Top 5 on the team in six categories in Big 12 play, including first in assists and steals, third in scoring, field goals and 3-point field goals and fourth in minutes ... Placed in the Top 10 in the Big 12 in assists (eighth), steals (fourth) and assist-to-turnover ratio (10th), the only Big 12 freshman to rank among the Top 10 in all three categories ... Started the Big 12 Championship Quarterfinal game vs. Baylor (3/8/12) and both NCAA Tournament games, the only freshman to do so on the squad ... Finished the year with double-digit points in five of the last six games ... Coached by Frank Martin.

High School: No. 4 prospect in the state of Florida by FloridaHoops.com ... A three-year letterman at Dr. Michael Krop High School in Miami, Fla. ... Averaged 23 points and six assists as a senior ... Named first team All-Class 6A by the Florida Association of Basketball Coaches (FABC) ... All-Dade County team by the Miami Herald ... Had the steal and game-winning basket in a 57-55 win over Hialeah-Miami Lakes and future Kansas State teammate Adrian Diaz to capture the District 13-6A title ... Posted 32 points against Carol City (2/10/11) in the District 13-6A semifinals ... Helped the Lightning to a 26-6 record and its first trip to the Class 6A state final four as a junior in 2009-10 ... Averaged 20.9 points, seven assists and 3.9 rebounds as a junior ... Miami Herald's 2009-10 Class 6A Player of the Year ... First team all-state ... Second team All-Florida (all classifications) ... First team All-Class 6A by FloridaHoops.com as a junior ... Collected a team-high 23 points and eight rebounds in the loss to Orlando Dr. Phillips in the state semifinals ... Posted 39 points in the Regional Final win over Columbus ... 38 points in a win over Arlington Country Day ... Led the team in scoring and assists as a sophomore en route to guiding the Lightning to district title ... First team All-Dade County by the Miami Herald ... Injured knee during the summer after senior year of high school ... Coached by Marcos "Shakey" Rodriguez.

Personal: Angel Daniel Rodriguez Tricoche was born Dec. 5, 1992, in San Juan, Puerto Rico ... Left Puerto Rico at age 15 to come to the U.S. to play basketball ... Mother is Jacqueline Tricoche ... Has two younger brothers, Luis Rivera and Yaniel Rivera ... Cousin, Javi Gonzalez, played three seasons (2007-10) at N.C. State ... Received scholarship offers from a number of schools, including Louisville, Florida and N.C. State ... Major is sports administration ... Enjoys singing and watching reality TV.

RODRIGUEZ CAREER STATISTICS

Season	GP	GS	Min.	Avg.	FG	FGA	Pct.	3-Point FG	3-Point FGA	3-Point Pct.	FT	FTA	Pct.	Off.	Def.	Tot.	Avg.	PF	FO	Ast.	TO	Blk	Stl	Pts.	Avg.
2011-12	32	7	694	21.7	80	222	.360	32	101	.317	73	106	.689	18	61	79	2.5	89	4	101	85	1	41	265	8.3
2012-13	33	33	930	28.2	115	319	.361	55	160	.344	90	109	.826	18	51	69	2.1	70	1	173	78	0	50	375	11.4
Totals	65	40	1,624	25.0	195	541	.360	87	261	.333	163	215	.758	36	112	148	2.3	159	5	274	163	1	91	640	9.8



DEANDRE BURNETT

Freshman | Guard | 6-2 | 191

#1

Miami, Fla. | Carol City HS

As a Freshman (2013-14): Injured left wrist in early November and is expected to redshirt freshman season.

High School: A 2012 *Parade All-American*, one of only two players from the state of Florida and one of five Atlantic Coast Conference recruits to earn the honor ... Third in the nation in scoring as a high school senior ... As a senior, averaged 37 ppg, 5 apg, and 6 rpg ... Notched 45 points three times in his final prep season ... Recorded 25 points and 11 assists in first game Coach L saw him play ... Class AA Player of the Year ... All-state ... First team Miami-Dade County ... As a junior, averaged 28 ppg ... Played for Barry Robinson at Carol City High School ... Earned varsity letters all four years ... On academic on honor roll ... Played final year at Massanutten Military Academy in Virginia.

Personal: Name is Deandre, but goes by Dre ... Born January 21, 1994 ... Son of Varondria Burnett and James Cook ... Brother to Dalvin, James, Daneisha, Jamiya, and Jameisha ... Grew up a Canes fan ... Also recruited by South Carolina, Ole Miss, Marshall, Virginia, and La Salle ... Majoring in sports administration ... Played AAU for Team U ... Larranaga's third signee from the state of Florida, joining former Hurricane Shane Larkin (Dr. Phillips) and current sophomore Tonye Jekiri (Champagnat).



CORN ELDER

Freshman | Guard | 5-10 | 173


#2

Nashville, Tenn. | Ensworth HS

High School: Averaged 20.2 points, 4.7 assists, and 4.2 steals in his senior season ... Scored 1,521 career points ... Led Tigers to a 97-20 record in his prep years ... Career-high 41 points in the DII-AA finals game ... Named both the 2013 boys basketball and football player of the year by *The Tennessean* ... State tournament MVP three-straight years ... Led Ensworth to two straight Division II-AA basketball championships.

Football: Recorded two tackles in collegiate debut vs. FAU ... Rated nation's No. 8 athlete by *247Sports.com* and No. 7 running back by *Rivals.com* ... Also listed as nation's No. 17 and No. 33 running back by *ESPN* and *Scout.com*, respectively ... 4-star athlete ranked as No. 2 running back in Tennessee by both *ESPN* and *Rivals.com* ... Known for his speed and elusiveness ... Rushed for 2,618 yards and 39 touchdowns as senior in 2012 and led Ensworth to third straight Division II-AA state title ... Finished prep football career with 6,351 rushing yards, 84 touchdowns and three consecutive state titles ... No. 2 prospect on *The Tennessean* Dandy Dozen ... Named Mr. Football Back of the Year in 2011 and 2012 ... Clocked with 4.42 40 time.

Personal: Full name is Cornelius Elder, but goes by Corn.



MIKE FERNANDEZ

Freshman | Guard | 6-1 | 189

#11

Coral Gables, Fla. | Belen Jesuit

High School: All-Dade county team honorable mention two years .. Dade vs. Palm Beach County all-star game ... Averaged 8.0 ppg senior year ... Hit 40 percent of field goals senior year ... Three-year varsity letterman ... Two-year starter at guard ... Coached by Jose Roca ... Honor roll ... Played water polo, winning second place at state ... Also on track team.

Fernandez Season Highs

Minutes
Season: 2, vs. Loyola, 12/30/13

Personal: Born Michael Brandon Fernandez April 5, 1995 ... Son of Ilena and Joaquin Novoa and Mike and Constance Fernandez ... Brother to George, Alexander, Cristofer and Michelle Fernandez, and Joaquin Novoa ... Majoring in finance ... First language is Spanish ... Played AAU for Gold Coast: Team Miami ... Recruited by Cornell University.

FERNANDEZ CAREER STATISTICS

Season	GP	GS	Min.	Avg.	FG			3-Point			Free Throws			Rebounds			Scoring		
					FGA	Pct.		FGA	Pct.		FT	FTA	Pct.	Off.	Def.	Tot.	Avg.	Pts.	Avg.
2013-14	2	0	3	1.5	0	0	.000	0	0	.000	0	0	.000	0	0	0	0.0	0	0.0



JUSTIN HELLER

Senior | Guard | 6-2 | 177

Boca Raton, Fla. | West Boca Raton Community

#12

Heller Season / Career Highs

Points

Season: --
Career: 2, vs. Charlotte, 12/14/12

Rebounds

Season: 1, vs. Loyola, 12/30/13
Career: 3, vs. Charlotte, 12/14/12

Assists

Season: --
Career: 1 (2x) last vs. Florida State, 1/27/13

Steals

Season: --

Career: --

Blocked Shots

Season: --

Career: --

Field Goals

Season: --
Career: 1, vs. Charlotte, 12/14/12

Field Goal Attempts

Season: --
Career: 1 (5x), last vs. Florida State, 1/27/13

Free Throws

Season: --

Career: --

Free Throw Attempts

Season: --
Career: 2, vs. Charlotte, 12/14/12

3-Point Field Goals

Season: --

Career: --

3-Point Field Goal Attempts

Season: --
Career: 1 (2x) last vs. Florida State, 1/27/13

Foul Disqualifications

Season: --

Career: --

Minutes

Season: 2, vs. Loyola, 12/30/13

Career: 3, vs. Charlotte, 12/14/12

ACC Academic Honor Roll

As a Senior (2013-14): Put on scholarship for his final semester as a Cane.

As a Junior (2012-13): ACC Academic Honor Roll ... Walk on who played in nine games ... In three minutes against Charlotte grabbed three rebounds and scored two points ... Pulled down a board and notched an assist vs. Florida State.

As a Sophomore (2011-12): Played in seven games, including four ACC matchups ... Attempted two shots, including one three pointer ... Grabbed a pair of defensive rebounds ... Season highs include one field goal attempt against Boston College and Wake Forest, one three-point attempt vs. Boston College, two rebounds against Appalachian State and two minutes vs. App State ... Book Buster (3.0 GPA) ... Athletics Director Honor Roll (3.2 GPA).

As a Freshman (2010-11): Walked onto the team... Practiced, but did not see any game time.

High School: After transferring to West Boca, played one year of varsity basketball for the Bulls... Among top 30 three-point scorers in Palm Beach County in 2009-10... The Bulls were the only team to beat powerhouse Dwyer, the top-ranked high school in the county, with an 82-73 victory.

Personal: Born Justin Ryan Heller on Dec. 26, 1991 ... Son of Neal Heller and Liz Heller ... Brother to Anthony Anderson ... Majoring in business, with aspirations of becoming a CEO... Recruited by American and North Florida ... Nickname is J-Hell.

2011-12				2012-13			
Opposition	P	R	A	Opposition	P	R	A
at Charlotte	0	0	0	Jacksonville	0	0	0
Appalachian St.	0	2	0	Charlotte	2	3	0
at Boston College	0	0	0	at UCF	0	0	1
Virginia Tech	0	0	0	at Hawai'i	0	0	0
Wake Forest	0	0	0	Duke	0	0	0
Boston College	0	0	0	Florida State	0	1	1
Minnesota	0	0	0	Boston College	0	0	0
				North Carolina	0	0	0
				vs. Pacific	0	0	0

HELLER CAREER STATISTICS

Season	GP	GS	Min.	Avg.	FG	FGA	Pct.	FG	FGA	Pct.	FT	FTA	Pct.	Off.	Def.	Tot.	Avg.	PF	FO	Ast.	TO	Blk	Stl	Pts.	Avg.
2011-12	7	0	4	0.6	0	2	.000	0	1	.000	0	0	.000	0	2	2	0.3	0	0	0	1	0	0	0	0.0
2012-13	9	0	11	1.2	1	3	.333	0	1	.000	0	2	.000	0	4	4	0.4	1	0	2	2	0	0	2	0.2
2013-14	2	0	3	1.5	0	0	.000	0	0	.000	0	0	.000	0	1	1	0.5	0	0	0	1	0	0	0	0.0
TOTAL	18	0	18	1.0	1	5	.200	0	2	.000	0	2	.000	0	7	7	0.4	1	0	2	4	0	0	2	0.1



STEVE SORENSON

Sophomore | Guard | 6-0 | 161

Dallas, Texas | St. Mark's School of Texas

#3

Sorenson Season / Career Highs

Points

Season: --
Career: 1, vs. Duke 1/23/13

Rebounds

Season: --

Career: --

Assists

Season: --

Career: --

Steals

Season: --

Career: --

Field Goals

Season: --

Career: --

Field Goal Attempts

Season: --

Career: --

Free Throws

Season: --
Career: 1, vs. Duke 1/23/13

Free Throw Attempts

Season: --
Career: 1 (2x) last vs. Duke 1/23/13

3-Point Field Goals

Season: --

Career: --

3-Point Field Goal Attempts

Season: --

Career: --

Minutes

Season: 1 (2x) last vs. Loyola, 12/30/13

Career: 3, vs. Charlotte, 12/14/12

2012-13			
Opposition	P	R	A
Jacksonville	0	0	0
Charlotte	0	0	0
at Hawai'i	0	0	0
Duke	1	0	0
Florida State	0	0	0
Boston College	0	0	0
North Carolina	0	0	0
vs. Pacific	0	0	0

ACC Academic Honor Roll

As a Freshman (2012-13): ACC Academic Honor Roll ... Walk on who joined the team prior to the season ... Played in eight games ... Hit a free throw vs. Duke to score first collegiate point on Jan. 23, 2013.

High School: Named all state by the Texas Association of Basketball Coaches as a senior ... TABC academic all-state ... Two-time All-Southwest Preparatory Conference... Trinity Valley Christian all-tournament team twice ... Team captain both junior and senior seasons ... Averaged 18 points, six assists, three rebounds, two steals in senior campaign ... Shot 50 percent from both the field and distance in final season ... Team leadership award ... Invited to TABC all-star game and 2012 Showboat Classic ... Team MVP ... Notched 12 points, five assists, four rebounds and two steals per game sophomore season ... Shot 50 percent from the field and 49 percent from three ... Most improved player sophomore season ... Three-year letterwinner ... Honor roll all four years.

Personal: Full name is Steven Lewis Sorenson, goes by Steve ... Born Dec. 30, 1993 in St. Louis, Mo. ... Son of Skip and Yvonne ... Brother to Erik, who was a walk-on with the Virginia Tech basketball team from 2010-12 ... Played AAU ball for Dallas Heroes ... Majoring in business.

SORENSEN CAREER STATISTICS

Season	GP	GS	Min.	Avg.	FG	FGA	Pct.	3-Point			Pct.	Free Throws			Pct.	Off.	Rebounds			Avg.	PF	FO	Ast.	TO	Blk	Stl	Scoring	
								FG	FGA	Pct.		FT	FTA	Pct.			Def.	Tot.	Avg.								Pts.	Avg.
2012-13	8	0	10	1.3	0	0	.000	0	0	.000	1	3	.333	0	0	0	0	0	0	0.0	0	0	0	3	0	0	1	0.1
2013-14	2	0	2	1.0	0	0	.000	0	0	.000	0	0	.000	0	0	0	0	0	0	0.0	0	0	0	0	0	0	0	0.0
TOTAL	10	0	12	1.2	0	0	.000	0	0	.000	1	3	.333	0	0	0	0	0	0	0.0	0	0	0	3	0	0	1	0.1

2013-14 Miami Men's Basketball
University of Miami Combined Team Statistics (as of Jan 15, 2014)
All games

RECORD:	OVERALL	HOME	AWAY	NEUTRAL
ALL GAMES	9-7	4-4	4-2	1-1
CONFERENCE	1-3	0-2	1-1	0-0
NON-CONFERENCE	8-4	4-2	3-1	1-1

#	Player	gp-gs	min	avg	Total		3-Point		F-Throw		Rebounds										pts	avg
					fg-fga	fg%	3fg-fga	3fg%	ft-fa	ft%	off	def	tot	avg	pf	dq	a	to	blk	stl		
15	Rion Brown	16-16	550	34.4	80-191	.419	26-82	.317	41-54	.759	27	75	102	6.4	30	0	43	23	2	16	227	14.2
25	Garrius Adams	16-16	542	33.9	51-144	.354	16-63	.254	42-60	.700	11	63	74	4.6	28	1	47	30	4	26	160	10.0
22	Donnavan Kirk	16-16	476	29.8	65-129	.504	7-20	.350	18-33	.545	50	57	107	6.7	40	1	4	25	37	7	155	9.7
35	James Kelly	16-11	379	23.7	55-104	.529	10-25	.400	13-21	.619	22	57	79	4.9	32	0	11	15	10	10	133	8.3
05	Davon Reed	16-9	410	25.6	39-113	.345	22-64	.344	19-30	.633	7	24	31	1.9	23	0	30	28	2	10	119	7.4
20	Manu Lecomte	16-7	449	28.1	37-97	.381	11-28	.393	27-35	.771	6	28	34	2.1	30	0	43	23	1	12	112	7.0
23	Tonye Jekiri	16-5	297	18.6	28-66	.424	0-0	.000	6-10	.600	24	50	74	4.6	41	3	10	15	13	9	62	3.9
21	Erik Swoope	14-0	143	10.2	11-28	.393	1-5	.200	10-13	.769	5	17	22	1.6	12	0	3	5	2	3	33	2.4
04	Raphael Akpejori	9-0	46	5.1	1-3	.333	0-0	.000	2-2	1.000	2	7	9	1.0	12	0	0	3	2	0	4	0.4
12	Justin Heller	2-0	3	1.5	0-0	.000	0-0	.000	0-0	.000	0	1	1	0.5	0	0	0	1	0	0	0	0.0
03	Steve Sorenson	2-0	2	1.0	0-0	.000	0-0	.000	0-0	.000	0	0	0	0.0	0	0	0	0	0	0	0	0.0
11	Mike Fernandez	2-0	3	1.5	0-0	.000	0-0	.000	0-0	.000	0	0	0	0.0	0	0	0	3	0	0	0	0.0
Team											24	21	45				3					
Total.....		16	3300		367-875	.419	93-287	.324	178-258	.690	178	400	578	36.1	248	5	191	174	73	93	1005	62.8
Opponents.....		16	3300		344-869	.396	109-317	.344	156-241	.647	173	368	541	33.8	254	2	178	174	41	83	953	59.6

TEAM STATISTICS	UM	OPP
SCORING	1005	953
Points per game	62.8	59.6
Scoring margin	+3.3	-
FIELD GOALS-ATT	367-875	344-869
Field goal pct	.419	.396
3 POINT FG-ATT	93-287	109-317
3-point FG pct	.324	.344
3-pt FG made per game	5.8	6.8
FREE THROWS-ATT	178-258	156-241
Free throw pct	.690	.647
F-Throws made per game	11.1	9.8
REBOUNDS	578	541
Rebounds per game	36.1	33.8
Rebounding margin	+2.3	-
ASSISTS	191	178
Assists per game	11.9	11.1
TURNOVERS	174	174
Turnovers per game	10.9	10.9
Turnover margin	+0.0	-
Assist/turnover ratio	1.1	1.0
STEALS	93	83
Steals per game	5.8	5.2
BLOCKS	73	41
Blocks per game	4.6	2.6
ATTENDANCE	44023	71714
Home games-Avg/Game	8-5503	6-10624
Neutral site-Avg/Game	-	2-3986

Date	Opponent		Score	Att.
11-08-13	ST. FRANCIS BROOKLYN	Lot	62-66	6060
11-11-13	GEORGIA SOUTHERN	Wot	81-80	4654
11-14-13	TEXAS SOUTHERN	W	84-69	4728
\$ 11-18-13	at College of Charleston	W	70-54	4018
11-21-13	UCF	L	58-63	4895
& 11-28-13	vs George Washington	Lot	63-71	1966
& 11-29-13	at Cal State Fullerton	W	48-46	1857
& 12-01-13	vs Arizona State	W	60-57	6007
12-04-13	at Nebraska	L	49-60	15088
* 12-08-13	VIRGINIA TECH	Lot	60-61	6270
12-19-13	at Savannah State	W	68-51	3370
12-22-13	LA SALLE	W	71-58	4837
12-30-13	LOYOLA	W	71-48	5166
* 01-04-14	at Syracuse	L	44-49	21839
* 01-08-14	at North Carolina	W	63-57	17569
* 01-15-14	FLORIDA STATE	L	53-63	7413

\$ = Wooden Legacy - Charleston, S.C.

& = Wooden Legacy - Anaheim, Calif.

* = Conference game

Score by Periods	1st	2nd	OT	Totals
University of Miami	475	502	28	1005
Opponents	399	514	40	953

2013-14 Miami Men's Basketball
University of Miami Combined Team Statistics (as of Jan 15, 2014)
Conference games

RECORD:	OVERALL	HOME	AWAY	NEUTRAL
ALL GAMES	1-3	0-2	1-1	0-0
CONFERENCE	1-3	0-2	1-1	0-0
NON-CONFERENCE	0-0	0-0	0-0	0-0

#	Player	gp-gs	min	avg	Total		3-Point		F-Throw		Rebounds				pf	dq	a	to	blk	stl	pts	avg
					fg-fga	fg%	3fg-fga	3fg%	ft-fa	ft%	off	def	tot	avg								
15	Rion Brown	4-4	138	34.5	22-54	.407	9-24	.375	3-6	.500	4	18	22	5.5	9	0	6	3	1	2	56	14.0
22	Donnavan Kirk	4-4	113	28.3	15-27	.556	4-8	.500	2-6	.333	11	12	23	5.8	13	1	1	7	11	1	36	9.0
25	Garrius Adams	4-4	141	35.2	12-35	.343	6-20	.300	5-12	.417	2	13	15	3.8	4	0	17	5	2	5	35	8.8
20	Manu Lecomte	4-1	127	31.8	9-28	.321	3-8	.375	7-10	.700	0	8	8	2.0	7	0	15	7	0	2	28	7.0
35	James Kelly	4-3	87	21.8	10-25	.400	1-6	.167	4-6	.667	7	10	17	4.3	9	0	1	5	1	3	25	6.3
05	Davon Reed	4-3	76	19.0	5-20	.250	2-11	.182	3-4	.750	2	6	8	2.0	1	0	1	7	0	0	15	3.8
21	Erik Swoope	4-0	43	10.8	5-11	.455	0-2	.000	4-4	1.000	3	4	7	1.8	3	0	2	2	1	2	14	3.5
23	Tonye Jekiri	4-1	86	21.5	5-17	.294	0-0	.000	1-2	.500	11	16	27	6.8	11	1	4	3	5	3	11	2.8
04	Raphael Akpejori	3-0	14	4.7	0-1	.000	0-0	.000	0-0	.000	2	2	4	1.3	3	0	0	2	0	0	0	0.0
Team											4	9	13					3				
Total.....		4	825		83-218	.381	25-79	.316	29-50	.580	46	98	144	36.0	60	2	47	44	21	18	220	55.0
Opponents.....		4	825		82-227	.361	27-85	.318	39-54	.722	56	95	151	37.8	53	1	47	37	11	18	230	57.5

TEAM STATISTICS	UM	OPP
SCORING	220	230
Points per game	55.0	57.5
Scoring margin	-2.5	-
FIELD GOALS-ATT	83-218	82-227
Field goal pct	.381	.361
3 POINT FG-ATT	25-79	27-85
3-point FG pct	.316	.318
3-pt FG made per game	6.3	6.8
FREE THROWS-ATT	29-50	39-54
Free throw pct	.580	.722
F-Throws made per game	7.3	9.8
REBOUNDS	144	151
Rebounds per game	36.0	37.8
Rebounding margin	-1.7	-
ASSISTS	47	47
Assists per game	11.8	11.8
TURNOVERS	44	37
Turnovers per game	11.0	9.3
Turnover margin	-1.7	-
Assist/turnover ratio	1.1	1.3
STEALS	18	18
Steals per game	4.5	4.5
BLOCKS	21	11
Blocks per game	5.3	2.8
ATTENDANCE	13683	39408
Home games-Avg/Game	2-6842	2-19704
Neutral site-Avg/Game	-	0-0

Date	Opponent		Score	Att.
* 12-08-13	VIRGINIA TECH	Lot	60-61	6270
* 01-04-14	at Syracuse	L	44-49	21839
* 01-08-14	at North Carolina	W	63-57	17569
* 01-15-14	FLORIDA STATE	L	53-63	7413

\$ = Wooden Legacy - Charleston, S.C.

& = Wooden Legacy - Anaheim, Calif.

* = Conference game

Score by Periods	1st	2nd	OT	Totals
University of Miami	109	107	4	220
Opponents	95	130	5	230