



CONTACT: Amy Woodruff, Associate Communications Director
 O: (305) 284-3241 | C: (813) 410-1194
 A.Woodruff@miami.edu | @CanesHoops

2013-14 SCHEDULE

DATE	OPPONENT	TV	TIME/SCORE
Oct. 30	Florida Tech (exh.)		W, 84-55
Nov. 8	St. Francis Brooklyn	E3	L, OT, 62-66
Nov. 11	Georgia Southern	E3	W, OT, 81-80
Nov. 14	Texas Southern	E3	W, 84-69
Nov. 18	at College of Charleston &	CSS	W, 70-54
Nov. 21	UCF	E3	L, 58-63
DIRECTV Wooden Legacy (Anaheim, Calif.)			
Nov. 28	vs. RV/- George Washington	ESPNU	L, OT, 63-71
Nov. 29	vs. Cal State Fullerton	E3	W, 48-46
Dec. 1	vs. RV/RV Arizona State	E3	W, 60-57
Dec. 4	at Nebraska!	ESPNU	L, 49-60
Dec. 8	Virginia Tech*	ESPNU	L, OT, 60-61
Dec. 19	at Savannah State	CSS	W, 68-51
Dec. 22	La Salle	ESPN3	W, 71-58
Dec. 30	Loyola (MD)	ESPN3	W, 71-48
Jan. 4	at No. 2 Syracuse*	ACCN	2 p.m.
Jan. 8	at No. 19 North Carolina*	ESPN2	9 p.m.
Jan. 15	RV Florida State*	ACCN	9 p.m.
Jan. 18	at Georgia Tech*	RSN	2 p.m.
Jan. 22	No. 7/8 Duke*	ESPN2	7:30 p.m.
Jan. 25	No. 2 Syracuse*	CBS	1 p.m.
Jan. 29	at Maryland*	ACCN	9 p.m.
Feb. 1	Norfolk State	ESPN3	4 p.m.
Feb. 5	RV Pittsburgh*	RSN	7 p.m.
Feb. 8	NC State*	RSN	2 p.m.
Feb. 10	at RV Florida State*	ESPNU	9 p.m.
Feb. 15	at Virginia Tech*	RSN	6 p.m.
Feb. 19	Notre Dame*	RSN	9 p.m.
Feb. 22	Boston College*	ACCN	12 p.m.
Feb. 26	at Virginia*	RSN	7 p.m.
March 1	at NC State*	ACCN	12 p.m.
March 4	at Clemson*	ACCN	8 p.m.
March 8	Wake Forest*	RSN	2 p.m.
March 12	ACC Tournament		

All home games are played at the BankUnited Center
 Game times are ET and subject to change
 * ACC game ! Big Ten/ACC Challenge
 & First game of Wooden Legacy, played in Charleston, S.C.
 ACCN - ACC Network RSN - Regional Sports Network
 All conference games on an ESPN network will also be available on WatchESPN.
 All conference games carried on ACCN or RSN will also be available on ESPN3.
 All games can be heard on WQAM 560 and Canes All Access on HurricaneSports.com

SOCIAL MEDIA

Website: HurricaneSports.com
Twitter, Instagram, Facebook: @CanesHoops

MIAMI MEDIA GUIDE

Miami is not printing media guides again this season.



MIAMI

HURRICANES (8-5)

NATIONAL RANKING

-- / --

LAST TIME OUT

W, 71-48 vs. Loyola (MD)

STATISTICAL LEADERS

Points per Game

Rion Brown, 13.8

Garrison Adams, 10.7

Rebounds per Game

Donnavan Kirk, 7.3

Assists per Game

Rion Brown, 3.0

HEAD COACH

Jim Larrañaga

Overall: 527-359 (30th)

At UM: 57-25 (3rd)

SYRACUSE

ORANGE (13-0)

NATIONAL RANKING

2 / 2

LAST TIME OUT

W, 70-48 vs. E. Michigan

STATISTICAL LEADERS

Points per Game

C.J. Fair, 17.4

Trevor Cooney, 14.3

Rebounds per Game

Jerami Grant, 5.9

Assists per Game

Tyler Ennis, 5.4

HEAD COACH

Jim Boeheim

Overall: 933-314

At Syracuse: 933-314

SETTING THE SCENE

Jan. 2, 2014 | 2 p.m.
Syracuse, N.Y. | Carrier Dome

TV: ACC Network
Radio: 560 WQAM
Web: WQAM.com | theACC.com | ESPN3

Series: Syracuse leads 14-5
Last Meeting: Syracuse W, 91-74 on Feb. 14, 2004

After leading Miami to the 2013 NCAA Sweet 16 and winning the school's first ACC regular season and tournament championships, **Jim Larrañaga** was honored as the AP, Naismith, USBWA Henry Iba, Adolph Rupp Cup and ACC Coach of the Year. The Bronx, N.Y., native helped Miami to a No. 2 national ranking by both the AP and USA TODAY, and a No. 2 seed in the NCAA Tournament. He is the 10th coach in the last 10 years to lead two top-10 programs.



THE GAME

Miami opens the year of 2014 with a pair of ACC road games, starting with the Jan. 2 matchup at No. 2 Syracuse, followed by a Jan. 8 game at No. 19 North Carolina.

THE SERIES

Miami is 5-14 in the all-time series against Syracuse, which started in the 1963-64 season. The Canes are 3-8 against Syracuse at home, 0-0 at neutral sites and 2-6 on the road.

THE BROADCASTS

Catch the game on ACC Network and theACC.com with Wes Durham and Mike Gminski making the call. Watch live in the state of Florida on these affiliates: Fort Myers-Naples - '6; Gainesville - TV 20; Jacksonville - FOX 30; Miami-Fort Lauderdale - MY 33; Orlando-Daytona Beach-Melbourne - My 65; Panama City - This Panama City (13.2); Tallahassee-Thomasville - FOX 49; Tampa-St. Petersburg (Sarasota) - CW 44; West Palm Beach-Ft. Pierce - The CW West Palm. The complete affiliate listing is online here: <http://theacc.com/MBB010414ACCN2a>.
 Also check out the game on 560 WQAM Radio with Joe Zagacki, the Voice of the Hurricanes.

THE COACH

Head coach Jim Larrañaga has a 527-359 overall record in his 30th season as a head coach. He is 57-25 in his third season at the University of Miami.

THE WEATHER

Projected temperatures on game day: Coral Gables - 75/69. Syracuse, N.Y. - 29/21.

UP NEXT

Miami at No. 19 North Carolina, Dec. 8 at the Dean Smith Center.

2013-14 ROSTER

#	Name	Pos.	Ht.	Wt.	Yr.	Hometown Previous School (s)
2	Corn Elder	G	5-10	173	Fr.	Nashville, Tenn. Ensworth HS On football scholarship at UM ... Not expected to play basketball after fall football injury ... Named football & basketball PoY by <i>The Tennessean</i> .
3	Steve Sorenson	G	6-0	161	So.	Dallas, Texas St. Mark's School of Texas Walk on who played in eight games as a freshman ... First (and only) career point was a free throw against Duke on Jan. 23, 2013.
4	Raphael Akpejori	F	6-9	241	Sr.	Lagos, Nigeria Sunrise Christian Academy (Kan.) Has a rebound in each of his last six outings ... Season-highs of eight minutes at Nebraska, then nine minutes vs. VT ... Engineering major.
5	Davon Reed	G	6-6	208	Fr.	Ewing, N.J. Princeton Day School (N.J.) Shooting guard playing the point ... Season-best 19 pts vs. ASU, hitting first four attempts from 3 ... Seven assists vs. Loyola.
11	Mike Fernandez	G	6-1	189	Fr.	Coral Gables, Fla. Belen Jesuit Walk on raised in Coral Gables, Fla. ... H.M. All-Dade County ... Hit 40 percent of field goals senior season.
12	Justin Heller	G	6-2	177	Sr.	Boca Raton, Fla. West Boca Raton Community Walk on who has played in 16 career games ... Scored first career points against Charlotte Dec. 14, 2012.
15	Rion Brown	G	6-6	211	Sr.	Hinesville, Ga. Liberty County 47p, 10a & 21r in last three games ... Career-best 25 pts at Nebraska ... Has 7+ rebounds in eight games ... Assist in all but one game.
20	Manu Lecomte	G	5-11	159	Fr.	Brussels, Belgium Athene des Pagodes 28 points in last four games after just 16 points in previous five outings ... Assist in all but one game ... Four-straight games with a steal.
21	Erik Swoope	F	6-5	220	Sr.	Lake Elsinore, Calif. Harvard-Westlake Tallied six points, three rebounds and an assist against GSU ... Hit first three of the season at Nebraska ... Max bench press is 365 pounds.
22	Donnavan Kirk	F	6-9	228	Gr.	Pontiac, Mich. DePaul Detroit Country Day HS Back-to-back double-doubles in first two games ... At least one block in all but one game, multiple swats 9 times ... 9+ rebounds in seven games.
23	Tonye Jekiri	C	7-0	235	So.	Hialeah, Fla. Champagnat Catholic School Nigeria Career-high 9 pts vs. La Salle, then 10 vs. Loyola ... 14 total rebounds in games at Neb. and VT ... Native of Nigeria.
25	Garrus Adams	G	6-6	200	Gr.	Apex, N.C. Middle Creek 10 assists and 5 steals in past 3 games ... Career high 20 points vs. UCF with 2 steals and 8 rebounds ... 9 pts, 9 rebs, 4 assists vs. ASU.
35	James Kelly	F	6-7	246	Jr.	Ann Arbor, Mich. Owens CC Pioneer HS Two-straight career-high games with 17 points vs. TSU, then 18 points at CofC ... 12 points, 9 rebounds in ACC debut vs. Virginia Tech.

REDSHIRTS (*will sit out 2013-14 season and have two years of eligibility remaining)

1	Deandre Burnett	G	6-2	191	Fr.	Miami, Fla. Carol City HS Sustained left wrist injury, will redshirt rookie season ... 2012 Parade All-American ... Avg. 37 ppg as a senior, third in the nation.
10	Sheldon McClellan *	G	6-5	206	Jr.	Houston, Texas Texas Bellaire Played 68 games, starting 24 at Texas ... In two seasons averaged 12.4 ppg, 3.6 rpg, 0.7 apg.
13	Angel Rodriguez *	G	5-11	181	Jr.	Cupey, P.R. Kansas State Miami Krop HS NABC All-District, All-Big 12, Big 12 All-Defensive Team ... Big 12 Co-Champions ... Played 65 career games, averaging 9.8 ppg, 4.2 apg.

LARRAÑAGA BY THE NUMBERS

1 - Coach Jim Larrañaga is one of four ACC coaches with a Final Four appearance to his credit.

4 - In 2006, Coach Jim Larrañaga became the first coach at a mid-major school to take his team to the NCAA Final Four in 27 years.

7 - Larrañaga is no stranger to the ACC. In his seven seasons as an assistant coach at Virginia, the Cavaliers participated in the NCAA Final Four in 1981 and 1984, won three ACC Championships and finished in the Top 5 of the AP rankings.

14 - Larrañaga has made 14 postseason appearances in the past 23 years, including six NCAA tournaments.

30 - Larrañaga is in his 30th year as a head coach and has successfully transitioned three institutions into successful programs: Miami, Bowling Green and George Mason.

LARRAÑAGA - WHY MIAMI?

Along with returning to the best basketball conference in the country, Coach L had a few personal reasons for accepting the head coaching job at Miami. Coach's grandfather was from Cuba, where he produced the Larrañaga [lare-en-YAH-ga] cigar. Coach's father was raised in Key West before moving to The Bronx, N.Y., getting married and raising six children. Coach L was raised in The Bronx, but vacationed to Florida as a boy. He also has owned a house in Sarasota - which he bought from Dick Vitale's daughter - for eight years, and three of his siblings have retired to Florida.

MIAMI VS. SYRACUSE

Miami has faced Syracuse 19 times, with the first matchup in 1963 and the rest played during the regular season of Miami's ACC era from 1992-2004.

SYRACUSE (5-14)

12/28/63 (OT)	L	86-85	(h)
1/11/92	L	73-57	(a)
2/29/92	L	68-63	(h)
1/9/93	L	89-81	(a)
2/6/93	W	81-74	(h)
12/22/93	L	81-52	(a)
3/1/94	L	71-69	(h)
12/6/94	L	83-65	(h)
1/28/95	L	76-51	(a)
1/3/96	W	75-66	(h)
2/1/96	L	72-51	(a)
12/7/96	W	67-63	(h)
1/18/98	L	85-67	(a)
2/10/98	L	72-63	(h)
2/8/99	W	76-63	(a)
1/8/00	L	67-55	(h)
2/13/01	W	68-57	(a)
1/26/03	L	54-49	(h)
2/14/04	L	91-74	(h)

PRONUNCIATIONS

Players	
5 Davon Reed	Dave-on
10 Raphael Akpejori	AHK-peh-jour-ee
15 Rion Brown	Ryan
20 Manu Lecomte	Man-ew La-cont
21 Erik Swoope	Swoope
23 Tonye Jekiri	Tahn-yay Jah-kEEr-EE
25 Garrus Adams	GARY-us

Coaches

Jim Larrañaga	LARE-uh-NAY-guh
Michael Huger	HUE-gur
Chris Caputo	Ca-poo-toe

CLASS BREAKDOWN

Graduates	Garrus Adams, Donnavan Kirk
Seniors	Raphael Akpejori, Rion Brown Justin Heller, Erik Swoope
Juniors	James Kelly, Sheldon McClellan Angel Rodriguez
Sophomores	Tonye Jekiri, Steve Sorenson
Freshmen	Deandre Burnett, Cornelius Elder Mike Fernandez, Manu Lecomte, Davon Reed

GEOGRAPHIC BREAKDOWN

BELGIUM	
Brussels	Manu Lecomte
NIGERIA	
Lagos	Raphael Akpejori
PUERTO RICO	
Cupey	Angel Rodriguez
UNITED STATES	
California	Erik Swoope
Florida	Deandre Burnett, Mike Fernandez Justin Heller, Tonye Jekiri
Georgia	Rion Brown
Michigan	James Kelly, Donnavan Kirk
New Jersey	Davon Reed
North Carolina	Garrus Adams
Tennessee	Corn Elder
Texas	Steve Sorenson, Sheldon McClellan

2013-14 ACC PRESEASON PREDICTIONS

2013-14 Preseason Pick	2013 Finish
1. Duke	2
2. Syracuse	n/a
3. North Carolina	3
4. Virginia	t4
5. Notre Dame	n/a
6. Pittsburgh	n/a
7. Maryland	7
8. Boston College	8
9. Florida State	6
10. NC State	t4
11. Georgia Tech	t9
12. Miami	1
13. Wake Forest	t9
14. Clemson	11
15. Virginia Tech	12

2013-14 QUICK HITS

- 9 newcomers (8 scholarship)
- 6 players return (4 scholarship)
- 0 starters return
- Nine scholarship players are available for 2013-14 season.
- 2 players will redshirt after transferring from Division I schools. One will redshirt due to injury.
- Six seniors in 2013-14, after having five seniors - who all earned their academic degree - last season.
- Miami is the only ACC team with zero returning starters. Additionally, Miami lost its six top players, who started 174 combined games. Rion Brown is the only Hurricane to start any games (6) last season, so the Canes return 6-of-180 starts, which is 3.3 percent.
- Miami returns 13.3 percent of points scored (9.3 ppg), 14.2 percent of rebounds (5.1 rpg) and 1.0 percent of assists (1.1 per game), all the lowest in the ACC.
- Coach Jim Larrañaga is one of five active ACC coaches with 400 or more wins.
- Miami's freshman class includes: Deandre Burnett - third in the nation in scoring as a senior with 37 ppg; Manu Lecomte - Belgium second division player; and Davon Reed - 2,000 point scorer who averaged 24 ppg as a senior.
- Two transfers joined the Canes this season in James Kelly, who averaged 17.9 ppg and 10.0 rpg in two JC seasons and Donnavan Kirk, who played 54 games for DePaul the past two seasons, leading the team in blocked shots.
- One year ago, Miami was selected fourth by the coaches and fifth by the media in preseason ACC polls, but finished the season as the regular season and tournament champion.
- Miami started the 2012-13 season unranked, but jumped to No. 2/2 in the nation by Feb. 18. The Canes ended the season No. 5/10.
- At that same Operation Basketball, zero Hurricanes were selected for preseason All-ACC teams. At the end of the championship season, Jim Larrañaga was Coach of the Year, Shane Larkin was Player of the Year (coaches), and Durand Scott was Defensive Player of the Year while Larkin (1st & defensive), Kenny Kadji (2nd), and Scott (H.M. & defensive) were selected to ACSMA All-ACC teams. The coaches picked Scott for third team and Julian Gamble was listed on the Defensive Team with Scott and Larkin.
- Miami's top six players from the 2013 ACC Championship season combined for 5,399 career points, 2,744 rebounds, 966 assists, 480 steals, 369 blocked shots and 412 starts.
- All six of those six players have played professionally since graduating: Dallas Maverick Shane Larkin was selected No. 18 in the NBA Draft; Kenny Kadji (Cavaliers) and Trey McKinney Jones (Bucks) were with NBA teams during the preseason; Reggie Johnson was selected in the D-League Draft by the Delaware 87ers, Julian Gamble is playing in France and Durand Scott is in Spain.
- Shane Larkin was picked No. 18 overall in the 2013 NBA Draft. The ACC led all conferences with eight players selected in the Draft. Every ACC team has had at least one first round selection. With its four first-round selections, the ACC extends its streak of having at least one first-round draft pick to 25 consecutive years (1989-2013). Over the past five years (2009-13), the ACC leads all conferences with 27 first round picks.
- In 2013 Miami won the ACC regular season and tournament championships. The last team to win both titles outright was North Carolina in 2008. (Duke tied with Maryland in 2010 for regular season).
- Miami is the only school not from the state of North Carolina to win both the ACC regular season and tournament titles outright in the same season. (Georgia Tech was regular season tri-champion in 1985).

THE GRIND OF THE ACC SCHEDULE

Five of Miami's next six games are against teams listed in national polls. After playing at No. 2 Syracuse on Jan. 4, Miami travels to No. 19 North Carolina on Jan. 8. Then a Jan. 15 home game against in-state rival RV Florida State is followed by a game at unranked Georgia Tech on Jan. 18. The Canes return home to face No. 7/8 Duke (Jan. 22) and No. 2 Syracuse (Jan. 25).

LARRAÑAGA AND BOEHEIM

Miami coach Jim Larrañaga and Syracuse coach Jim Boeheim are two of four ACC coaches with a Final Four appearance to his credit. At George Mason, Larrañaga took the 2006 Patriots to the Final Four. Larrañaga and Boeheim are two of four active ACC coaches with 500 or more wins. Larrañaga and Boeheim have both won the following coach of the year awards: Naismith, AP, Henry Iba, Clair Bee and their respective conference (ACC/CAA and BIG EAST).

Larrañaga and Boeheim have faced off on three occasions:

1. Bowling Green lost at Syracuse in 1995. Coach L forgot his suit and borrowed a camel hair jacket and slacks from opposing head coach Boeheim for the game.
2. In 1984, Larrañaga was an assistant at Virginia when the Cavaliers beat the Orange in Atlanta to move on to the Final Four.
3. While playing at Providence in 1970, Larrañaga defeated Syracuse assistant Boeheim in the Charlotte Invitational.

ACC ROAD GAMES

Miami is 10-7 in ACC road games since the arrival of Jim Larrañaga for the 2012 campaign. The Canes opened the 2012 conference slate with two games on the road (at Virginia and UNC) and four of the first six away from home. In 2013, Miami started with two on the road (at GT and UNC), and three of the first four on the road. This year Miami started with a home game in December, but will play three of the next four ACC games on the road (at SU, UNC and GT).

CANES AGAINST THE ORANGE

Graduate Donnavan Kirk, who played two seasons at DePaul, is the only Hurricane who has played against Syracuse in his collegiate career. In two games he tallied 16 points, six rebounds, one block, and two assists in 39 total minutes.

Donnavan Kirk	min	fg-a	ft-a	off	def	tot	a	b	pts
at Syracuse, 03-06-13	18	1-3	0-0	0	3	3	1	0	2
vs. SYRACUSE, 1-1-12	21	5-6	4-4	3	0	3	1	1	14
Totals	39	6-9	4-4	3	3	6	2	1	16

JEKIRI POSTS CAREER HIGHS

Sophomore Tonye Jekiri has put together a pair of career-best games against La Salle and Loyola. Jekiri posted nine points on 4-7 shooting and two steals in 25 minutes against La Salle, all career highs, then recorded 10 points and two blocks against Loyola the next game, both career-bests.

In his rookie campaign, Jekiri totalled 47 points, 55 rebounds and 11 blocks in 34 games. In 13 games so far this season, Jekiri has 53 points, 54 rebounds and nine blocks.

Year	Games	Points	Rebounds	Blocks	Minutes
2012-13	34	47	55	11	235
2013-14	13	53	54	9	232

ADAMS PLAYS 100TH GAME

Senior Garris Adams played in his 100th career game, making his 50th career start against Loyola. Adams joins teammate Rion Brown (115 games played) in the century club. All five seniors from a season ago played in at least 100 career collegiate games.

SERIES VS. SYRACUSE

Overall	Syracuse leads 14-5
Games at Miami	3-8
Games at Syracuse	2-6
Games on neutral courts	0-0
Current streak	Syracuse won 2
Last meeting	Feb. 14, 2004. L, 91-74
Larrañaga at UM vs. Syracuse	0-0

DID YOU KNOW

Miami has only three players 6-foot-9 or taller, and six guys are between 6'5 and 6'7, while seven Canes are 5'11 to 6'2.

Miami men's basketball has graduated 30 of 31 players in the past nine years and in just two seasons under Larrañaga, the team has had all nine seniors earn their degree. All six seniors on the 2013 ACC Championship team earned their degree, including current senior Garris Adams.

Coach L became the first Miami coach to win 20+ games in his first two seasons at UM and only the fourth of 12 UM coaches to post two 20-win seasons.

Former Cane Rick Barry was named one of the Greatest Players in NBA History.

Miami native and former Cane James Jones won the 2010-2011 NBA All-Star Weekend 3-Point Contest and the NBA Championship in the 2011-2012 season.

Six-time NBA All Star Amar'e Stoudemire enrolled at UM last year and is taking classes to earn his bachelor's degree.

UM is in its 10th season in the ACC.

Coach L led the George Mason Patriots to the Final Four with big wins over some of basketball's elite teams such as Michigan State, UNC, and UConn. He was the first coach to take a mid-major to a Final Four in 27 years when his team advanced in 2006.

In 14 years at George Mason, Larrañaga led the Patriots to five NCAA Tournament appearances (2011, 2008, 2006, 2001, 1999), including the 2006 Final Four.

Miami basketball received APR (academic progress rate) Public Recognition Awards for being among the top 10 percent in APR in their sport. Miami ranks in the top 10 percent NCAA men's basketball with a 990 APR.

The University of Miami Department of Athletics recorded a Graduation Success Rate (GSR) of 92 percent. Miami's department-wide GSR is tied for third among ACC schools and 10th overall among FBS programs. UM has exceeded the NCAA average GSR in each of the last nine years.

According to latest US News & World Report rankings, the University of Miami is the top academic institution in the state of Florida and ranks 47th nationally.

The Hurricanes have made at least one trey in 848 of 853 games since the NCAA adopted the 3-point shot in 1986.

Miami has held 706 of its last 707 opponents to less than 100 points. UNC was the last team to score 100+, defeating UM 105-64 on Jan. 31, 2007.

The Canes have averaged 20+ wins in each of the last eight seasons.

UM has played in the postseason 14 of the past 19 years, six of which were in the NCAA Tournament. The Hurricanes have advanced to the postseason seven times in nine seasons, with five NIT appearances and two NCAA appearances.

UM COMMUNICATIONS

Assoc. AD for Communications Chris Freet
c.freet@miami.edu
MBB Contact Amy Woodruff
Associate Director of Communications
Work/Cell (305) 284-3241 / (813) 410-1194
Email a.woodruff@miami.edu
Website www.HurricaneSports.com

2013-14 UM QUICK FACTS

Location Coral Gables, Fla.
Stadium BankUnited Center
Press Row 305-284-2111
Capacity 7,900
Enrollment 15,524
Founded 1925
Colors Orange, Green, White
Nickname Hurricanes
Mascot Sebastian the Ibis
Conference Atlantic Coast
President Dr. Donna E. Shalala
Director of Athletics Blake James
Address 5821 San Amaro Drive
Coral Gables, Fla. 33146

2012-13 Overall Record 29-7
Home/Away/Neutral 14-1/10-3/5-3
2012-13 ACC Record 15-3
2012-13 ACC Finish 1
Returning / Lost 7/6
Newcomers 9

Head Coach Jim Larrañaga
Alma Mater Providence, 1971
Record at UM 57-25 / 3rd season
Overall Record 527-359 / 30th season

STAFF

Eric Konkol Wisconsin-Eau Claire, '00
Michael Huger Bowling Green, '94
Chris Caputo Westfield (Mass.) State, '02
Director of Operations Adam Fisher
Assoc. Director of Operations Jaime Vathielil
Athletic Trainer Wes Brown
Strength & Conditioning Coach Steve Felde

HISTORY

First Season of Basketball 1926
Overall All-Time Record 929-695
Year UM Joined ACC 2004-05
NCAA Appearances Seven
1960, 1998, 1999, 2000, 2002, 2008, 2013
Last NCAA Appearance L, 71-61
Sweet 16 vs. Marquette, 2013
NIT Appearances 10
1961, 1963, 1964, 1995, 1997,
2001, 2005, 2006, 2009, 2011
Last NIT Appearance L, 79-64
Quarterfinals vs. Alabama, 2011

COMMUNICATIONS POLICIES

All interview requests for assistant coaches or athletics department staff members must also be approved and cleared by the UM Communications office and/or basketball contact Amy Woodruff. Credential requests are taken via e-mail to Amy Woodruff (A.Woodruff@miami.edu). Any misuse of credentials will result in removal from the BankUnited Center and the permanent voiding of the credential. The UM locker room is closed at all times. For home games, Coach Larrañaga and a handful of Hurricane players will report to the media room for interviews following the opposing team's postgame press conference.

SHARING THE LEAD

Eight Canes have shared team-highs in five statistical categories this season. Five guys have led the team in scoring and four have led or shared top rebounding honors. Four Canes led in assists, six in steals and five in blocks. For a complete chart, see page 5 of the notes.

MIAMI IN NATIONAL STATS

Miami is ranked No. 18 in the country in scoring defense, holding opponents to just 61.3 points per game.

The Canes are ranked No. 49 nationally in turnovers per game, with just 10.8 per game. Miami has had less turnovers than its opponent in six games, and is forcing opponents into 11.3 turnovers per game.

RESERVES BECOME STARTERS

After playing as reserves a season ago, Rion Brown and Tonye Jekiri have upped their production on the stat sheet. Garrius Adams, who last played during the 2011-12 campaign, has also improved his numbers.

	Year	PPG	RPG	MPG
Brown	2012-13	6.4	2.0	22.2
	2013-14	13.8	6.5	34.6
Jekiri	2012-13	1.4	1.6	6.9
	2013-14	4.1	4.2	17.8
Adams	2011-12	4.5	2.1	16.8
	2013-14	10.7	4.8	33.5

IT'S A BLOCK PARTY

Donnavan Kirk recorded a block in 12-straight games to start the season. His 28 blocks this year put him at No. 48 in the country in blocks per game. His season-best was during the 2012-13, when he had 50 blocks at DePaul. As a sophomore at DePaul he had 32 swats and he had four in his redshirt freshman year at Miami.

RION BROWN REBOUNDS

Senior Rion Brown, a 6-6 guard is averaging 6.5 rebounds, up from his 2.2 career average prior to the season. This season Brown has grabbed seven or more rebounds in eight games. In his previous three seasons, he had only three games with 7+ boards. He pulled down seven once last year and had games with eight and seven as a rookie.

	Year	Games	Rebounds	Average
Freshman	36	72	2.0	
Sophomore	31	86	2.8	
Junior	36	72	2.0	
Senior	12	75	6.3	

COACH L COACHING TREE

Jamie Angeli - Assoc. Women's Basketball HC - City College of New York
Joe Barer - HC - Davenport Assumption High School
Scott Cherry - HC - High Point
Bill Courtney - HC - Cornell
Kent Dernbach - Assistant - University of Wisconsin Stephens Point
Brian Ellerbe - Former HC - Michigan. Now assistant - DePaul
Jerry Francis - Former HC - Prairie View
Mike Gillian - Former HC - Longwood University
Stan Heath - HC - University of South Florida
Marc Iavaroni - Former HC - Memphis Grizzlies. Former assistant - LA Clippers
James Johnson - HC - Virginia Tech
Derek Kellogg - HC - UMass
Scott Lombardi - Director of Men's Basketball Operations - George Mason
Steve Merfeld - Former HC - Evansville. Now assistant - Creighton
Keith Noftz - Former assistant - Central Michigan. Now HC McKinley HS
Jeff Schneider - Former HC - Cal Poly San Luis Obispo
Anthony Solomon - Former HC - St. Bonaventure. Now assistant - Notre Dame
Ricky Stokes - Former head coach - Virginia Tech. Former HC - East Carolina
Jeff Westlund - HC - Bethel University
Ricky Yahn - HC - Concordia University

FIRSTS UNDER JIM LARRAÑAGA

First game: Nov. 11, 2011 vs. Tennessee Tech. W, 69-58.
First starting lineup: Malcolm Grant, Durand Scott, Garrius Adams, Erik Swoope, Kenny Kadji.
First opening tip: Miami - Kenny Kadji.
First UM FG: 18:38, Durand Scott, 3-pointer.
First lead: 18:38, 3-0.
First halftime score: Tennessee Tech 32, Miami 27.
First win: Nov. 11, 2011. Miami 69, Tennessee Tech 58.
Attendance at first game: 3,600.
First loss: Nov. 25, 2011 at Ole Miss, 64-61 (OT).
First road win: Dec. 22, 2011 at Charlotte, 76-61.
First ACC game: Jan. 7, 2012 at Virginia, L, 52-51.
First ACC win: Jan. 18, 2012 vs. Clemson, 76-73.
First ACC regular season title: 2012-13

JIM LARRAÑAGA = PROGRAM CHANGER

In Coach L's Two Seasons at Miami ...

- ACC Regular Season and Tournament Championships
- .710 winning percentage
- Two 20-win seasons
- Two postseason appearances with three victories
- 15 ACC wins in 2013
- One All-American

Seven Seasons before Coach L at UM ...

- .561 winning percentage
- Best conference finish was fifth place
- One NCAA Tournament appearance
- Most ACC wins was eight

In Coach L's 14 Seasons at George Mason ...

- .626 winning percentage
- 13 straight winning seasons
- A Final Four appearance
- 5 trips to the NCAA tournament
- 9 postseason appearances
- First national ranking
- First appearance in Top 10
- First wins over Top 10 teams
- Winningest coach in league history

Seven Seasons before Coach L at GMU...

- .340 winning percentage
- 7 straight losing seasons
- 0 postseason appearances
- Worst team in the CAA

CANES IN THE NCAA TOURNAMENT

Season	Coach	Overall	Conf.	Record
1959-60	Bruce Hale	23-4		0-1
1997-98	Leonard Hamilton	18-10	11-7	0-1
1998-99	Leonard Hamilton	23-7	15-3	1-1
1999-00	Leonard Hamilton	23-11	13-3	2-1
2001-02	Perry Clark	24-8	10-6	0-1
2007-08	Frank Haith	23-11	8-8	1-1
2012-13 Jim Larrañaga		29-7	15-3	2-1

20-WIN SEASONS AT MIAMI

Season	Coach	Overall	Conf.	W-L	Postseason
1946-47	Hart Morris	20-7			
1959-60	Bruce Hale	23-4			NCAA
1960-61	Bruce Hale	20-7			NIT
1962-63	Bruce Hale	23-5			NIT
1963-64	Bruce Hale	20-7			NIT
1964-65	Bruce Hale	22-4			
1998-99	Leonard Hamilton	23-7	BIG EAST	15-3	NCAA
1999-00	Leonard Hamilton	23-11	BIG EAST	13-3	NCAA
2001-02	Perry Clark	24-8	BIG EAST	10-6	NCAA
2007-08	Frank Haith	23-11	ACC	8-8	NCAA
2009-10	Frank Haith	20-13	ACC	4-12	
2010-11	Frank Haith	21-15	ACC	6-10	NIT
2011-12	Jim Larrañaga	20-13	ACC	9-7	NIT
2012-13	Jim Larrañaga	29-7	ACC	15-3	NCAA

CARDIAC CANES

Miami has played four overtime games and three others that were decided in the final minutes. Miami is 1-3 in overtime this season and 2-1 in close games that ended in regulation: wins at Cal State Fullerton and vs. Arizona, and a loss to UCF.

MIAMI IS BUILDING CHAMPIONS

Coach L and staff recruit guys who have won big games to play for the Canes. Of the five available players recruited under Coach L, Manu Lecomte won his U-20 Brussels championship while both Davon Reed (twice) and Tonye Jekiri played in their respective high school state championship game. In high school, James Kelly played in the state final four, and in junior college played in the finals of the NJCAA Tournament. Donnavan Kirk played in a pair of quarterfinal games while in high school.

Of the four players who were on the team before the arrival of Coach L and company, Raphael Akpejori won the state championship, Erik Swoope played in the final four, Rion Brown played in the elite eight twice and Garius Adams played in the regional finals.

DIVERSITY AT UM EXTENDS TO COURT

Five Miami players speak English as a second language. Raphael Akpejori - Two African languages. Mike Fernandez - Spanish (Cuban). Tonye Jekiri - African. Manu Lecomte - French. Angel Rodriguez - Spanish (Puerto Rican). UM is the academic home of nearly 1,700 foreign students of all socioeconomic backgrounds, from more than 110 countries as diverse as Peru, Pakistan, and Poland. Miami's diversity also is evident in its full-time faculty, which is nearly 36 percent minority, making UM one of the most diverse major private research universities.

DREAM BEGINS IN DALLAS FOR LARKIN

Miami Hurricanes All-America point guard Shane Larkin has played in 19 games for the Dallas Mavericks, averaging 3.0 points, 0.8 steals and 1.8 assists in 12.6 minutes, after missing a few games with a foot injury. Larkin was traded to the Dallas Mavericks after being selected with the No. 18 overall pick by the Atlanta Hawks during the 2013 NBA Draft at Barclays Center. The Mavericks are coached by Rick Carlisle, who was recruited by and played under Larrañaga at Virginia from 1982-84.

COACHING COORDINATORS FOR MIAMI

Miami's assistant coaching staff is set up in a coordinator system, with Eric Konkol as the offensive coordinator, Michael Huger manning the defense and Chris Caputo handling the scout for every opponent.

LARRAÑAGA ADDED TO UM FACULTY

Coach Jim Larrañaga has been appointed as Adjunct Assistant Professor of Kinesiology and Sport Sciences at the University of Miami. Due to his head coaching responsibilities, Larrañaga will be a guest lecturer at several different classes in the School of Education and Human Development throughout the semester.

LARRAÑAGA CONTRACT EXTENDED THROUGH 2022

The University of Miami extended Coach Jim Larrañaga's contract through May 31, 2022, Director of Athletics Blake James announced in September. Larrañaga first signed a five-year contract in April 2011, then was granted a three-year extension in 2012. Larrañaga signed the nine-year contract following the Canes' historical run in 2013.

WINNINGEST ACTIVE DIVISION I HEAD COACHES*

Name	Wins
1. Mike Krzyzewski	957
2. Jim Boeheim	920
3. Bob Huggins	723
4. Roy Williams	700
5. Rollic Massimino	689
6. Bo Ryan	674
7. Rick Pitino	664
8. Mike Montgomery	656
9. Cliff Ellis	647
10. Rick Byrd	637
11. Larry Hunter	630
12. Ben Braun	608
13. John Beilein	598
14. Stew Morrill	584
15. Rick Barnes	560
16. Dave Bike	528
17. John Calipari	526
18. Jim Larrañaga	519
19. Lon Kruger	514
20. Tubby Smith	511

*Records are prior to the 2012-13 season

CANES IN THE PROS

James Jones	Miami Heat
Shane Larkin	Dallas Mavericks
John Salmons	Sacramento Kings
Robert Hite	Iowa Energy (D-League)
Reggie Johnson	Delaware 87ers (D-League)
DeQuan Jones	Formerly with Orlando Magic
Jack McClinton	Reno Bighorns (D-League)
Trey McKinney Jones	FortWayne Mad Ants (D-League)
Brian Asbury	Hapoel Holon (Israel)
Julian Gamble	St Vallier Basket Drome (France)
Malcolm Grant	Wollongong Hawks (Australia)
Lance Hurdle	Wollongong Hawks (Australia)
Kenny Kadji	(Germany)
Anthony King	Artland Dragons (Germany)
Durand Scott	Obraidoiro (Spain)
Adrian Thomas	Shimane Susano Magic (Japan)

MIAMI'S LARGEST IN 2013-14

Lead	33, vs. Loyola, 12/30
Deficit	16, at Nebraska, 12/4
Margin of Victory	23, vs. Loyola, 12/30
Margin of Defeat	11, at Nebraska, 12/4
Halftime Lead	23, vs. Loyola, 12/30
Halftime Deficit	9, at Nebraska, 12/4
Deficit in Win	12, vs. Texas Southern, 11/14
Halftime Deficit in Win	—
Lead in Loss	13, vs. Virginia Tech, 12/8
Halftime Lead in Loss	8, vs. Virginia Tech, 12/8

2013-14 SIGNING CLASS

Head Coach Jim Larrañaga announced the signing of four players - **Ja'Quan Newton, James Palmer, Omar Sherman** and **Ivan Cruz Uceda** - to National Letters of Intent to play men's basketball for the University of Miami beginning in the fall of 2014.

A consensus Top 60 player, **Newton** is a 6-2, 180-pound guard listed as the No. 55 player in ESPN's Top 100 list. At Neumann-Goretti High in Philadelphia, Newton averaged 18.0 points per game last season, and has totaled more than 1,300 career points, helping Coach Carl Arrigale lead his team to three consecutive Catholic League championships. The incoming freshman has participated in the NBPA Top 100 Camp and LeBron James Skills Academy, and plays AAU ball for Team Final, the same squad as future Miami teammate Davon Reed. Newton, an offensive slasher with an innate ability to get to the rim, was also recruited by UCLA, Texas A&M and Minnesota.

Palmer, a senior at St. John's College High, is a 6-foot-4, 180-pound guard from Washington, D.C. He helped his squad to a 20-win season by averaging 12 points, five rebounds and two assists as a junior. An offensive threat, Palmer can catch-and-shoot 3-pointers or score in transition. Palmer, who plays AAU ball for Team Takeover, was also recruited by Memphis, Wake Forest, Rutgers, Cincinnati and Maryland. Palmer was coached by Sean McAloon at St. John's College HS.

Sherman, out of Duncanville, Texas, is a four-star prospect, according to ESPN and Scout.com. The 6-foot-8, 220-pound forward plays high school ball at Duncanville High, where he is coached by Kenny Boren. Scout.com lists Sherman as the No. 20 power forward in the country, and the No. 94 player overall. Sherman, who played his AAU seasons with Deron Williams Elite, chose Miami over Wichita State, North Texas and Weber State.

Cruz Uceda is a 6-foot-10, 240-pound forward originally from Madrid, Spain, ranked No. 55 overall by ESPN. Cruz Uceda will be available to play a pair of seasons for Miami following his two years at Harcum College in Pennsylvania. At Harcum, he set the school record for rebounds in a season and has a chance to break the school's career record for caroms. Cruz Uceda was also recruited by Marquette, Ohio State, Penn State and Villanova.

The four newcomers will join an already talented 2014-15 class, which includes redshirt-freshman Deandre Burnett, who is out this season with an injury, and transfers Sheldon McClellan and Angel Rodriguez, who are currently sitting out due to NCAA transfer rules.

LED (TIED) THE TEAM IN....

	Points	Rebounds	Assists	Steals	Blocks
Adams	3	2 (1)	2 (3)	3 (5)	
Akpejori					(1)
Brown	3	2 (2)	4 (5)	1 (4)	
Jekiri		(1)		(1)	1 (1)
Kelly	3			(2)	1 (2)
Kirk	3	6 (2)			9 (2)
Lecomte			1 (2)	1 (2)	
Reed	1		1 (2)	2 (1)	(1)
Swoope					

STARTERS BY GAME

SFB	Lecomte	Adams	Brown	Kirk	Jekiri
GSU	Lecomte	Adams	Brown	Kirk	Jekiri
TSU	Lecomte	Adams	Brown	Kirk	Jekiri
CofC	Lecomte	Adams	Brown	Kirk	Kelly
UCF	Lecomte	Adams	Brown	Kirk	Kelly
GWU	Lecomte	Adams	Brown	Kirk	Jekiri
CSF	Reed	Adams	Brown	Kirk	Kelly
ASU	Reed	Adams	Brown	Kirk	Kelly
NEB	Reed	Adams	Brown	Kirk	Kelly
VT	Reed	Adams	Brown	Kirk	Kelly
SSU	Reed	Adams	Brown	Kirk	Kelly
LaSalle	Reed	Adams	Brown	Kirk	Kelly
Loyola	Reed	Adams	Brown	Kirk	Kelly

RECORD BY STARTING LINEUP

Lecomte, Adams, Brown, Kirk, Jekiri	2-2
Lecomte, Adams, Brown, Kirk, Kelly	1-1
Reed, Adams, Brown, Kirk, Kelly	5-2

MIAMI'S RECORD WHEN...

RECORD	ALL		COACH L	
	ACC	AT UM	ACC	ACC
All games	8-5	0-1	57-25	24-11
Home	4-3	0-1	32-8	14-4
Away	3-1		18-12	10-7
Neutral	1-1		7-5	n/a
November	4-3		12-6	n/a
December	4-2	0-1	12-6	0-1
January			12-3	10-3
February			12-5	12-5
March			9-5	2-2
Vs. Top 10 opponents			2-4	2-3
Vs. Top 25 opponents			5-9	4-5
Vs. RV opponents	1-1		6-2	1-0
Vs. teams over .500 on game day	2-4	0-1	34-22	15-10
Vs. teams under .500 on game day	2-0		15-2	7-1
Vs. teams at .500 on game day	2-1		7-1	2-0
While UM is in the top 25			16-4	12-3
While UM is RV (only)			7-3	2-1
Leading at halftime	7-1	0-1	45-8	18-5
Trailing at halftime	1-4		10-17	4-6
Tied at halftime			4-0	2-0
Single overtime	1-3	0-1	2-5	1-1
Double overtime			2-0	1-0
In overtime games	1-3	0-1	4-5	2-1
Leading with 2:00 left in regulation	6-2	0-1	51-4	22-1
Trailing with 2:00 left in regulation	1-3		5-19	2-9
Tied with 2:00 left in regulation	1-0		1-1	0-1
UM shoots 50% or better from field	4-0		18-0	6-0
UM shoots 40-49% from field	3-0		33-7	16-5
UM shoots under 40% from field	1-5	0-1	6-18	2-6
Opp. shoots 50% or better from field			2-8	1-4
Opp. shoots 40-49% from field	3-2		24-10	10-4
Opp. shoots under 40% from field	5-3	0-1	31-7	13-3
UM shoots 70% or better from the line	2-3		28-13	10-8
UM shoots less than 70% from the line	6-2	0-1	29-12	14-2
UM has more 3-point FGs	3-1		24-8	15-6
UM has fewer 3-point FGs	5-3	0-1	22-9	8-4
3-point FGs are even	0-1		2-1	1-1
Four or more Canes in double figures	4-0		29-6	11-5
Three Canes score in double figures	2-4	0-1	20-14	9-4
Two or less Canes score in double figures	2-1		8-5	4-2
UM outrebounds opponent	7-2	0-1	37-10	14-6
Opp. outrebounds UM	1-3		18-15	9-5
Tied in rebounds			2-0	1-0
UM records 10 or more steals	1-0		9-3	3-1
UM records 15 or more assists	3-0		16-0	8-0
UM commits less than 15 turnovers	7-5	0-1	49-20	21-8
UM commits 15 or more turnovers	1-0		8-5	3-3
UM commits less turnovers than opp.	5-2		35-10	13-2
UM commits more turnovers than opp.	3-3	0-1	18-10	9-6
Tied in turnovers			4-5	2-3
UM scores 59 points or less	1-2		5-9	3-3
UM scores between 60-69 points	2-3	0-1	14-11	6-4
UM scores between 70-79 points	3-0		27-5	12-4
UM scores between 80-89 points	2-0		7-0	1-0
UM scores between 90-99 points			4-0	2-0
UM scores 100 or more points			0-0	0-0
Playing during the afternoon	3-2	0-1	19-7	8-4
Playing in the evening (5 p.m. or later)	5-3		37-17	16-7
Games decided by three points or less	2-1	0-1	7-6	4-4
Games decided by four to 10 points	1-3		16-9	7-5
Games decided by 11-20 points	4-1		23-10	7-2
Games decided by more than 20 points	1-0		11-0	6-0

UM SINCE THE ARRIVAL OF JIM LARRAÑAGA IN 2011

- 2013 ACC Regular Season Champions
- 2013 ACC Tournament Champions
- Ranked No. 2/2 - Miami's program high - Feb. 18, 2013
- No. 1 seed at 2013 ACC Tournament
- No. 2 seed in 2013 NCAA Tournament
- Won school record 29 games in 2013
- Won 15 ACC games in 2013
- 14-game win streak (tied 1946-47 & 2001-02) from Jan. 2 - Feb. 19, 2013
- 13-0 start in 2013 conference play, topping school-best nine ACC victories, which was set in 2011-12
- Sophomore Shane Larkin selected No. 18 in the 2013 NBA Draft by Atlanta Hawks, then traded to Dallas Mavericks
- All six seniors earned academic degree from UM: Garrius Adams, Julian Gamble, Reggie Johnson, Kenny Kadji, Trey McKinney Jones, Durand Scott
- Defeated No. 1 Duke, 90-63, on Jan. 23, 2013 in Coral Gables
- Defeated Duke twice within 12 months, at both Cameron Indoor Stadium and the BankUnited Center
- First team to beat Duke and UNC by 20+ points in the same season since Maryland in '74-'75 season
- First team to beat Duke and UNC by 25+ points since the start of ACC play in 1953
- Defeated three teams in The Triangle in the same season: UNC, Duke & NC State
- In 2012-13 defeated three teams in the Top 20 for the first time since joining the ACC - the last time was in 1999-00
- Students camped out for the game vs. Duke more than four hours before tipoff, then did it again for the game vs. Florida State
- Five home sellouts of 7,972 fans vs. Duke, Florida State, North Carolina, Virginia and Clemson
- Set a record for the most games with 1,200 or more students (7)
- Set record student average attendance at 808. The past average attendance was 641 per game
- Set the record for cumulative season student attendance at 12,008. The previous record was 10,269

AWARDS

- 2013 AP Coach of the Year - Jim Larrañaga
- 2013 Naismith Coach of the Year - Jim Larrañaga
- 2013 ACC Coach of the Year - Jim Larrañaga
- 2013 Henry Iba National Coach of the Year - Jim Larrañaga
- 2013 Adolph Rupp Cup Coach of the Year - Jim Larrañaga
- 2013 ACC Player of the Year (Coaches) - Shane Larkin
- 2013 ACC Defensive Player of the Year - Durand Scott
- Five All-ACC selections: Shane Larkin 1st team, Kenny Kadji 2nd team & 3rd team, Scott H.M. (twice)
- Three ACC Defensive Team players: Shane Larkin, Durand Scott, Julian Gamble
- 2012 ACC All-Rookie Team - Shane Larkin
- 2013 ACC All-Academic Team - Raphael Akpejori
- 2013 ACC Tournament MVP - Shane Larkin
- Four ACC All-Tournament team nods: Shane Larkin (1st), Durand Scott (1st), Julian Gamble (2nd), Trey McKinney Jones (2nd)
- Four ACC Player of the Week awards: Reggie Johnson (2012), Durand Scott (2012 & 2013) and Shane Larkin (2013)
- One ACC Rookie of the Week: Shane Larkin (2012)

CURRENT PLAYER AWARDS IN 2012-13

- Raphael Akpejori**
- All-ACC Academic Team
 - NABC Honors Court
 - ACC Academic Honor Roll
- Justin Heller**
- ACC Academic Honor Roll
- Steve Sorenson**
- ACC Academic Honor Roll

COACH LARRAÑAGA'S MILESTONE VICTORIES

Victory	Date	Opponent	Score	School
50	02/10/88	Miami (Ohio)	65-59	Bowling Green
100	02/23/91	Kent State	84-57	Bowling Green
150	12/22/94	at Ohio State	59-50	Bowling Green
200	12/27/97	Northeastern	66-60	George Mason
250	12/20/00	Coastal Carolina	81-65	George Mason
300	12/02/03	East Carolina	76-65	George Mason
350	01/26/06	William & Mary	81-58	George Mason
400	02/27/08	William & Mary	68-59	George Mason
450	12/08/10	Loyola (Md.)	66-52	George Mason
500	01/05/12	at Georgia Tech	62-49	Miami

MIAMI HIGHS		OPPONENT HIGHS		MIAMI LOWS		OPPONENT LOWS	
Points	84 - Texas Southern, 11/14	Points	80 - Georgia Southern, 11/11	Points	48 - Cal State Fullerton, 11/29	Points	46 - Cal State Fullerton, 11/29
Points/Half	44 - Texas Southern, 11/14	Points/Half	35, 2nd - UCF, 11/21	Points/Half	13 - Nebraska, 12/4	Points/Half	17 - Cal State Fullerton, 11/29
Field Goals Made	35 - Texas Southern, 11/14	Field Goals Made	29 - George Washington, 11/28	Field Goals Made	16 - Nebraska, 12/4	Field Goals Made	17 - Cal State Fullerton, 11/29
Field Goal Att.	69 - 2x last vs. Virginia Tech, 12/8	Field Goal Att.	69 - vs. Virginia Tech, 12/8	Field Goal Att.	42 - at Savannah State, 12/19	Field Goal Att.	42 - Co. of Charleston, 11/18
Field Goal Pct.	.571 - at Savannah State, 12/19	Field Goal Pct.	.475 - George Washington, 11/28	Field Goal Pct.	.311 - St. Francis Brooklyn, 11/8	Field Goal Pct.	.340 - Loyola, 12/30
3-Point FG Made	10 - Texas Southern, 11/14	3-Point FG Made	12 - vs. Virginia Tech, 12/8	3-Point FG Made	0 - St. Francis Brooklyn, 11/8	3-Point FG Made	1 - vs. Virginia Tech, 12/8
3-Point FG Att.	25 - Nebraska, 12/4	3-Point FG Att.	34 - vs. Virginia Tech, 12/8	3-Point FG Att.	11 - Co. of Charleston, 11/18	3-Point FG Att.	3 - vs. Virginia Tech, 12/8
Free Throws Made	25 - Georgia Southern, 11/11	Free Throws Made	17 - Nebraska, 12/4	Free Throws Made	3 - Cal State Fullerton, 11/29	Free Throws Made	5 - George Washington, 11/28
Free Throw Att.	31 - St. Francis Brooklyn, 11/8	Free Throw Att.	23 - St. Francis Brooklyn, 11/8	Free Throw Att.	6 - Texas Southern, 11/14	Free Throw Att.	9 - George Washington, 11/28
Rebounds	50 - vs. Virginia Tech, 12/8	Rebounds	45 - St. Francis Brooklyn, 11/8	Rebounds	30 - 2x	Rebounds	21 - at Savannah State, 12/19
Assists	21 - Texas Southern, 11/14	Assists	16 - Arizona State, 12/1	Assists	5 - St. Francis Brooklyn, 11/8	Assists	8 - 3x last vs. Loyola, 12/30
Steals	12 - Texas Southern, 11/14	Steals	10 - Nebraska, 12/4	Steals	1 - Cal State Fullerton, 11/29	Steals	2 - 2x
Blocks	6 (2x) - last La Salle, 12/22	Blocks	5 - 2x, last Nebraska, 12/4	Blocks	3 - 3x, last Nebraska, 12/4	Blocks	0 - Cal State Fullerton, 11/29
Turnovers	16 - at Savannah State, 12/19	Turnovers	17 - St. Francis Brooklyn, 11/8	Turnovers	7 - 3x last La Salle, 12/22	Turnovers	6 - George Washington, 11/28
Victory Margin	23 - vs. Loyola, 12/30	Victory Margin	11 - Nebraska, 12/4	Victory Margin	1 - Georgia Southern, 11/11	Victory Margin	1 - Virginia Tech, 12/8

MIAMI INDIVIDUAL HIGHS	
Points	25 - Rion Brown at Nebraska, 12/4
Field Goals Made	8 - Rion Brown at Nebraska, 12/4
Field Goal Attempts	18 - Garrus Adams vs. St. Francis Brooklyn, 11/8
3-Point FG Made	5 - 2x last Rion Brown Nebraska, 12/4
3-Point FG Attempts	11 - Rion Brown at Nebraska, 12/4
Free Throws Made	7 - 5x
Free Throw Attempts	10 - Garrus Adams vs. St. Francis Brooklyn, 11/8
Rebounds	11 - 3x last Donnavan Kirk vs. Virginia Tech, 12/8
Assists	9 - Rion Brown vs. Texas Southern, 11/14

OPPONENT INDIVIDUAL HIGHS	
Points	27 - Jelani Hewitt, Georgia Southern, 11/11
Field Goals Made	9 - 2x last Jarell Eddie, Virginia Tech, 12/8
Field Goal Attempts	23 - Jarell Eddie, Virginia Tech, 12/8
3-Point FG Made	6 - Jarell Eddie, Virginia Tech, 12/8
3-Point FG Attempts	14 - Jarell Eddie, Virginia Tech, 12/8
Free Throws Made	8 - Jelani Hewitt, Georgia Southern, 11/11
Free Throw Attempts	8 - 3x
Rebounds	15 - Jordan Bachynski, Arizona State, 12/1
Assists	9 - Jonathan Gilling, Arizona State, 12/1

THE LAST TIME ...

Player Scored 30 Points

Miami Durand Scott (32), vs. NC State, 3/16/13
Opponent Ryan Kelly (36), at Duke, 3/2/13

Player Scored 35 Points

Miami Jack McClinton (35) vs. North Carolina, 3/15/09
Opponent Ryan Kelly (36), at Duke, 3/2/13

Player Scored 40 Points

Miami Darius Rice (43) vs. Connecticut, 1/20/03
Opponent Sean Singletary (41), Virginia, 3/1/08

Two Players Scored 20 Points

Miami Shane Larkin (28), Trey McKinney Jones (20) vs. North Carolina, 3/17/13
Opponent Omari Grier (27), Raymond Taylor (20) FAU, 12/17/11

Three Players Scored 20 Points

Miami Dwayne Collins (23), Brian Asbury (21), Jack McClinton (20) vs. Virginia Tech, 1/25/09
Opponent Travis Mays (40), Alvin Heggs (22), Lance Blanks (21), Texas, 2/22/89

Five Players Scored in Double Figures

Miami James Kelly (17), Donnavan Kirk (15), Rion Brown (13), Manu Lecomte (12), Davon Reed (11), Garrus Adams (10) vs. Texas Southern, 11/14/13
Opponent Jon Scheyer (27), DeMarcus Nelson (19), Kyle Singler (12), Greg Paulus (12), Lance Thomas (10) Duke, 2/20/08

Six Players Scored in Double Figures

Miami James Kelly (17), Donnavan Kirk (15), Rion Brown (13), Manu Lecomte (12), Davon Reed (11), Garrus Adams (10) vs. Texas Southern, 11/14/13

Player Grabbed 15 Rebounds

Miami Reggie Johnson (20) vs. Florida Atlantic, 3/16/11
Opponent Jordan Bachynski (15), Arizona State, 12/1/13

Two Players Grabbed 10 Rebounds

Miami Kenny Kadji (12) and Reggie Johnson (11) vs. Stetson, 11/9/12
Opponent Marcus Ginyard (12), John Henson (12), North Carolina, 3/2/10

Three Players Grabbed 10 Rebounds

Miami Mark Richardson (11), Eric Brown (10), Joe Wylie (10) vs. FIU, 3/6/89
Opponent Matt Harpring (12), Dion Glover (10), Michael Maddox (10), Georgia Tech, 12/2/7/97

Player Had 10 Assists

Miami Durand Scott (10) vs. North Carolina Central, 11/14/09
Opponent Kendall Marshall (10), North Carolina, 3/11/11

Player Had 10 Blocks

Miami Anthony King (10) vs. Florida Atlantic, 11/29/04
Opponent Jarvis Varnado (10), Mississippi State, 12/13/07

Player Had a Double-Double

Miami Rion Brown (13 pts, 11 rebs) vs. Texas Southern, 11/14/13
Opponent Steve Zack (11 pts, 11 rebs) La Salle, 12/22/13

Player Had a Triple-Double

Miami Anthony King (11 pts, 10 reb, 13 blks) vs. Florida Atlantic, 11/29/04
Opponent Brendan Haywood (18 pts, 14 reb, 10 blks), North Carolina, 12/4/00

Two Players Had Double-Doubles

Miami Reggie Johnson (22 pts, 11 rebs) & Kenny Kadji (12 pts, 12 rebs), vs. Stetson, 11/9/12
Opponent Hasheem Thabeet (19 pts, 14 reb), A.J. Price (13 pts, 11 reb), Connecticut, 11/23/08

Team Scored 100 Points

Miami 108 vs. Nova Southeastern, 11/16/09
Opponent 105, North Carolina, 1/31/07

Team Scored 50 Points in a Half

Miami 51, (2nd half) at Hawaii, 12/22/12
Opponent 51 (2nd half), UCF, 12/18/10

Team Shot 50 Percent in Both Halves

Miami .538 (14-26) / .625 (10-16) at Savannah State, 12/19/13
Opponent .538 (14-26) / .500 (16-32) vs. Georgia Tech, 3/6/13

Team Shot 60 Percent in a Half

Miami .600 (15-25), first half, Loyola, 12/30/13
Opponent .652 (15-23), second half, Marquette, 3/28/13

Team Shot 70 Percent in a Half

Miami .739 (17-23), first half, at Florida State, 2/13/13

Team Shot 60 Percent in a Game

Miami .638 (30-47), at Florida State, 2/13/13
Opponent .622 (23-37), Clemson, 12/21/08

Team Shot Less Than 30 Percent in a Game

Miami .291 (16-55), FGCU, 11/13/12
Opponent .297 (22-74), Duke, 1/23/13

Miami 84, Florida Tech 55 Exhibition BankUnited Center 10-30-13

Florida Tech 0-0 tot-fg 3-pt fg fga fg fga ft fta of de tot pf tp a to b s min ... TOTAL FG% 1st Half: 8-35 22.9% 2nd Half: 16-34 47.1%

Miami 0-0 tot-fg 3-pt fg fga fg fga ft fta of de tot pf tp a to b s min ... TOTAL FG% 1st Half: 13-30 43.3% 2nd Half: 13-30 43.3%

Officials: Jacyn Goble, JB Caldwell, Alan Spainhour Technical fouls: Florida Tech-None. University of Miami-None.

Score by Periods 1st 2nd Total Florida Tech 18 37 55 Miami 40 44 84

Points in the paint-FITM 30,UM 30. Points off turnovers-FITM 12,UM 15. 2nd chance points-FITM 6,UM 25. Fast break points-FITM 14,UM 17.

St. Francis Brooklyn 66, Miami 62 (OT) Game 1 11-08-13 BankUnited Center

St. Francis Brooklyn 1-0 tot-fg 3-pt fg fga fg fga ft fta of de tot pf tp a to b s min ... TOTAL FG% 1st Half: 10-34 29.4% 2nd Half: 9-22 40.9%

Miami 0-1 tot-fg 3-pt fg fga fg fga ft fta of de tot pf tp a to b s min ... TOTAL FG% 1st Half: 8-29 27.6% 2nd Half: 8-23 34.8%

Officials: Brian Dorsey, Bernard Clinton, Louie Andrakos Technical fouls: St. Francis Brooklyn-None. University of Miami-None.

Score by Periods 1st 2nd OT Total St. Francis Brooklyn 27 29 10 66 University of Miami 26 30 6 62

Points in the paint-SFBK 26,UM 30. Points off turnovers-SFBK 15,UM 16. 2nd chance points-SFBK 13,UM 11. Fast break points-SFBK 3,UM 4.

Miami 81, Ga. Southern 80 (OT) Game 2 11-11-13 BankUnited Center

Georgia Southern 1-1 tot-fg 3-pt fg fga fg fga ft fta of de tot pf tp a to b s min ... TOTAL FG% 1st Half: 10-24 41.7% 2nd Half: 13-27 48.1%

Miami 1-1 tot-fg 3-pt fg fga fg fga ft fta of de tot pf tp a to b s min ... TOTAL FG% 1st Half: 8-27 29.6% 2nd Half: 13-32 40.6%

Officials: Ray Natili, Tim Nestor, JB Caldwell Technical fouls: Georgia Southern-None. University of Miami-None.

Score by Periods 1st 2nd OT Total Georgia Southern 32 35 13 80 University of Miami 35 32 14 81

Points in the paint-GASO 24,UM 30. Points off turnovers-GASO 12,UM 14. 2nd chance points-GASO 6,UM 20. Fast break points-GASO 4,UM 2.

Miami 84, Texas Southern 69 Game 3 11-14-13 BankUnited Center

Texas Southern 2-1 tot-fg 3-pt fg fga fg fga ft fta of de tot pf tp a to b s min ... TOTAL FG% 1st Half: 11-30 36.7% 2nd Half: 12-24 50.0%

Miami 2-1 tot-fg 3-pt fg fga fg fga ft fta of de tot pf tp a to b s min ... TOTAL FG% 1st Half: 18-36 50.0% 2nd Half: 17-33 51.5%

Officials: Karl Hess, Michael Roberts, Ray Perone Technical fouls: Texas Southern-None. University of Miami-None.

Score by Periods 1st 2nd Total Texas Southern 32 37 69 University of Miami 44 40 84

Points in the paint-TSU 22,UM 38. Points off turnovers-TSU 13,UM 26. 2nd chance points-TSU 11,UM 15. Fast break points-TSU 2,UM 8.

Miami 70, College of Charleston 54 Game 4 11-18-13 TD Arena

Miami 3-1 tot-fg 3-pt fg fga fg fga ft fta of de tot pf tp a to b s min ... TOTAL FG% 1st Half: 16-31 51.6% 2nd Half: 10-20 50.0%

Charleston 1-3 tot-fg 3-pt fg fga fg fga ft fta of de tot pf tp a to b s min ... TOTAL FG% 1st Half: 9-16 56.3% 2nd Half: 10-26 38.5%

Officials: Roger Ayers, Tim Kelly and Tony Greene Technical fouls: University of Miami-None. College of Charleston-None.

Score by Periods 1st 2nd Total University of Miami 40 30 70 College of Charleston 25 29 54

Points in the paint-UM 30,COFC 24. Points off turnovers-UM 16,COFC 7. 2nd chance points-UM 10,COFC 8. Fast break points-UM 6,COFC 4.

UCF 63, Miami 58 Game 5 11-21-13 BankUnited Center

UCF 3-1 tot-fg 3-pt fg fga fg fga ft fta of de tot pf tp a to b s min ... TOTAL FG% 1st Half: 11-28 39.3% 2nd Half: 15-31 48.4%

Miami 3-2 tot-fg 3-pt fg fga fg fga ft fta of de tot pf tp a to b s min ... TOTAL FG% 1st Half: 10-29 34.5% 2nd Half: 13-30 43.3%

Officials: Karl Hess, Roger Ayers, Michael Roberts Technical fouls: UCF-None. University of Miami-None.

Score by Periods 1st 2nd Total UCF 28 35 63 University of Miami 21 37 58

Points in the paint-UCF 36,UM 32. Points off turnovers-UCF 12,UM 10. 2nd chance points-UCF 7,UM 7. Fast break points-UCF 8,UM 10.

RV/- George Washington 71, Miami 63 (OT) Game 6 Titan Gym

Summary table for Game 6: George Washington 71, Miami 63 (OT) at Titan Gym. Includes team statistics and totals.

TOTAL FG% 1st Half: 11-25 44.0% 2nd Half: 9-25 36.0% Game: 36.2%
3-Pt. FG% 1st Half: 2-4 50.0% 2nd Half: 4-8 50.0% Game: 35.3%
F Throw % 1st Half: 2-2 100% 2nd Half: 11-13 84.6% Game: 88.2%

Player statistics for Game 6. Includes player names, minutes, points, rebounds, and assists.

TOTAL FG% 1st Half: 12-28 42.9% 2nd Half: 12-27 44.4% Game: 47.5%
3-Pt. FG% 1st Half: 3-6 50.0% 2nd Half: 3-7 42.9% Game: 50.0%
F Throw % 1st Half: 0-0 0.0% 2nd Half: 5-9 55.6% Game: 55.6%

Officials: Mike Scypfers, Ken Ditty, Michael Irving
Technical fouls: University of Miami-None. George Washington-None.
Attendance: 1966

Score by Periods table for Game 6 showing 1st, 2nd, OT, and Total scores.

Points in the paint-UM 22, GW 34. Points off turnovers-UM 7, GW 17.
2nd chance points-UM 15, GW 6. Fast break points-UM 4, GW 4.
Bench points-UM 17, GW 19. Score tied-6 times. Lead changed-7 times.
Last FG-UM OT-00:20, GW OT-01:37.
Largest lead-UM by 6 1st-17:35, GW by 12 2nd-14:20.

Miami 48, Cal State Fullerton 46 Game 7 Titan Gym

Summary table for Game 7: Miami 48, Cal State Fullerton 46 at Titan Gym.

TOTAL FG% 1st Half: 10-22 45.5% 2nd Half: 11-27 40.7% Game: 42.9%
3-Pt. FG% 1st Half: 1-10 10.0% 2nd Half: 2-9 22.2% Game: 15.8%
F Throw % 1st Half: 2-4 50.0% 2nd Half: 1-6 16.7% Game: 30.0%

Player statistics for Game 7. Includes player names, minutes, points, rebounds, and assists.

TOTAL FG% 1st Half: 7-24 29.2% 2nd Half: 10-24 41.7% Game: 35.4%
3-Pt. FG% 1st Half: 1-9 11.1% 2nd Half: 3-9 33.3% Game: 22.2%
F Throw % 1st Half: 2-4 50.0% 2nd Half: 6-9 66.7% Game: 61.5%

Officials: Mike Eggers, Greg Nixon, Tim Kelly
Technical fouls: University of Miami-None. Cal State Fullerton-None.
Attendance: 1857

Score by Periods table for Game 7 showing 1st, 2nd, and Total scores.

Points in the paint-UM 22, CSF 14. Points off turnovers-UM 11, CSF 10.
2nd chance points-UM 7, CSF 4. Fast break points-UM 4, CSF 4.
Bench points-UM 8, CSF 13. Score tied-2 times. Lead changed-0 times.
Last FG-UM 2nd-02:47, CSF 2nd-00:21.
Largest lead-UM by 17 2nd-08:36, CSF None.

Miami 60, RV/RV Arizona State 57 Game 8 Honda Center

Summary table for Game 8: Miami 60, RV/RV Arizona State 57 at Honda Center.

TOTAL FG% 1st Half: 7-24 29.2% 2nd Half: 13-23 56.5% Game: 42.6%
3-Pt. FG% 1st Half: 2-7 28.6% 2nd Half: 4-6 66.7% Game: 46.2%
F Throw % 1st Half: 8-10 80.0% 2nd Half: 6-11 54.5% Game: 66.7%

Player statistics for Game 8. Includes player names, minutes, points, rebounds, and assists.

TOTAL FG% 1st Half: 11-22 50.0% 2nd Half: 9-29 31.0% Game: 39.2%
3-Pt. FG% 1st Half: 5-11 45.5% 2nd Half: 3-10 30.0% Game: 38.1%
F Throw % 1st Half: 3-4 75.0% 2nd Half: 6-9 66.7% Game: 69.2%

Officials: Chris Rastatter, Michael Irving, Tim Kelly
Technical fouls: University of Miami-None. Arizona State-None.
Attendance:

Score by Periods table for Game 8 showing 1st, 2nd, and Total scores.

Points in the paint-UM 14, ASU 22. Points off turnovers-UM 11, ASU 7.
2nd chance points-UM 8, ASU 8. Fast break points-UM 2, ASU 0.
Bench points-UM 5, ASU 5. Score tied-7 times. Lead changed-3 times.
Last FG-UM 2nd-00:34, ASU 2nd-02:40.
Largest lead-UM by 4 2nd-05:56, ASU by 10 1st-04:00.

Nebraska 60, Miami 49 Game 9 Pinnacle Bank Arena

Summary table for Game 9: Nebraska 60, Miami 49 at Pinnacle Bank Arena.

TOTAL FG% 1st Half: 6-25 24.0% 2nd Half: 10-25 40.0% Game: 32.0%
3-Pt. FG% 1st Half: 1-12 8.3% 2nd Half: 6-13 46.2% Game: 28.0%
F Throw % 1st Half: 0-0 0.0% 2nd Half: 10-15 66.7% Game: 66.7%

Player statistics for Game 9. Includes player names, minutes, points, rebounds, and assists.

TOTAL FG% 1st Half: 8-25 32.0% 2nd Half: 10-21 47.6% Game: 39.1%
3-Pt. FG% 1st Half: 4-10 40.0% 2nd Half: 3-10 30.0% Game: 35.0%
F Throw % 1st Half: 2-3 66.7% 2nd Half: 15-19 78.9% Game: 77.3%

Officials: Gene Sterertor, Mark Whitehead, Larry Scirotto
Technical fouls: University of Miami-None. Nebraska-None.
Attendance: 15088

Score by Periods table for Game 9 showing 1st, 2nd, and Total scores.

Points in the paint-UM 12, NEB 18. Points off turnovers-UM 12, NEB 13.
2nd chance points-UM 2, NEB 9. Fast break points-UM 0, NEB 6.
Bench points-UM 14, NEB 11. Score tied-1 time. Lead changed-0 times.
Last FG-UM 2nd-00:39, NEB 2nd-01:40.
Largest lead-UM None, NEB by 16 2nd-12:05.

Virginia Tech 61, Miami 60 (OT) Game 10 BankUnited Center

Summary table for Game 10: Virginia Tech 61, Miami 60 (OT) at BankUnited Center.

TOTAL FG% 1st Half: 9-30 30.0% 2nd Half: 13-34 38.2% Game: 34.8%
3-Pt. FG% 1st Half: 5-16 31.3% 2nd Half: 6-16 37.5% Game: 35.3%
F Throw % 1st Half: 0-0 0.0% 2nd Half: 1-3 33.3% Game: 33.3%

Player statistics for Game 10. Includes player names, minutes, points, rebounds, and assists.

TOTAL FG% 1st Half: 14-31 45.2% 2nd Half: 9-29 31.0% Game: 34.8%
3-Pt. FG% 1st Half: 4-14 28.6% 2nd Half: 3-10 30.0% Game: 26.7%
F Throw % 1st Half: 2-4 50.0% 2nd Half: 4-6 66.7% Game: 57.1%

Officials: Roger Ayers, Pat Driscoll, James Luckie
Technical fouls: Virginia Tech-None. University of Miami-None.
Attendance: 6270

Score by Periods table for Game 10 showing 1st, 2nd, OT, and Total scores.

Points in the paint-VT 12, UM 30. Points off turnovers-VT 13, UM 7.
2nd chance points-VT 8, UM 11. Fast break points-VT 2, UM 9.
Bench points-VT 19, UM 9. Score tied-3 times. Lead changed-9 times.
Last FG-VT OT-00:20, UM OT-04:29.
Largest lead-VT by 2 1st-12:35, UM by 13 2nd-16:08.

Miami 65 at Savannah State Game 11 Tiger Arena

Summary table for Game 11: Miami 65 at Savannah State at Tiger Arena.

TOTAL FG% 1st Half: 14-26 53.8% 2nd Half: 10-16 62.5% Game: 57.1%
3-Pt. FG% 1st Half: 6-9 66.7% 2nd Half: 1-5 20.0% Game: 50.0%
F Throw % 1st Half: 3-3 100% 2nd Half: 10-16 62.5% Game: 68.4%

Player statistics for Game 11. Includes player names, minutes, points, rebounds, and assists.

TOTAL FG% 1st Half: 7-24 29.2% 2nd Half: 13-27 48.1% Game: 39.2%
3-Pt. FG% 1st Half: 3-12 25.0% 2nd Half: 2-8 25.0% Game: 25.0%
F Throw % 1st Half: 3-5 60.0% 2nd Half: 3-7 42.9% Game: 50.0%

Officials: Leslie Jones, William Covington, Anthony Franklin
Technical fouls: University of Miami-None. Savannah State University-None.
Attendance: 3370

Score by Periods table for Game 11 showing 1st, 2nd, and Total scores.

Points in the paint-UM 24, SSUM 28. Points off turnovers-UM 15, SSUM 19.
2nd chance points-UM 13, SSUM 6. Fast break points-UM 6, SSUM 0.
Bench points-UM 14, SSUM 4. Score tied-1 time. Lead changed-1 time.
Last FG-UM 2nd-00:45, SSUM 2nd-00:32.
Largest lead-UM by 24 2nd-15:43, SSUM by 3 1st-16:55.

vs. La Salle
12-22-13
Game 12
BankUnited Center

La Salle 6-6	tot-fg	3-pt	rebounds			a			to b s min							
# Player	fg	fga	fga	fta	fta	of	de	tot	pf	tp	a	to	b	s	min	
00 ZACK, Steve	* 5	10	0	0	1	2	4	7	11	2	11	1	1	1	0	35
01 PETERSON, D.J.	* 0	2	0	1	0	0	0	0	4	0	0	2	0	0	19	
03 DUREN, Tyreek	* 7	17	4	7	0	0	5	5	3	18	2	1	1	1	36	
10 MILLS, Sam	* 6	14	3	8	0	0	1	2	3	0	15	2	1	0	34	
25 WRIGHT, Jerrell	* 3	6	0	0	2	3	4	3	7	2	8	0	2	0	29	
05 DUNN, Taylor	0	0	0	0	0	0	0	0	0	0	0	0	0	0	3	
21 GARLAND, Tyrone	1	7	0	2	1	2	0	0	0	2	3	3	2	0	23	
23 LEWIS, Khalid	1	4	0	0	0	0	0	0	0	2	2	1	1	0	14	
35 BROWN, Rohan	0	0	0	0	1	2	1	0	1	2	1	0	0	0	7	
TEAM							4	4	8							
Totals	23	60	7	18	5	9	14	21	35	17	58	9	10	2	4	200

TOTAL FG% 1st Half: 9-28 32.1% 2nd Half: 14-32 43.8% Game: 38.3%
 3-Pt. FG% 1st Half: 3-10 30.0% 2nd Half: 4-8 50.0% Game: 38.9%
 F Throw % 1st Half: 3-4 75.0% 2nd Half: 2-5 40.0% Game: 55.6%

Miami 7-5	tot-fg	3-pt	rebounds			a			to b s min						
# Player	fg	fga	fga	fta	fta	of	de	tot	pf	tp	a	to	b	s	min
05 Davon Reed	* 3	8	1	5	1	1	0	0	2	8	4	1	0	0	25
15 Rion Brown	* 6	12	1	5	4	6	4	5	9	0	17	4	2	0	33
22 Donnavan Kirk	* 4	9	0	2	1	2	4	5	9	2	9	0	1	4	35
25 Garrus Adams	* 5	10	1	2	2	3	1	2	3	1	13	3	1	0	34
35 James Kelly	* 4	7	1	1	1	2	0	3	3	1	10	0	2	1	20
20 Manu Lecomte	2	6	0	1	1	2	1	3	4	3	5	2	0	0	28
23 Tonye Jekiri	4	7	0	0	1	2	2	5	7	3	9	0	0	1	25
TEAM							3	2	5						
Totals	28	59	4	16	11	18	15	25	40	12	71	13	7	6	200

TOTAL FG% 1st Half: 15-31 48.4% 2nd Half: 13-28 46.4% Game: 47.5%
 3-Pt. FG% 1st Half: 3-11 27.3% 2nd Half: 1-5 20.0% Game: 25.0%
 F Throw % 1st Half: 1-1 100% 2nd Half: 10-17 58.8% Game: 61.1%

Officials: Bryan Kersey, Gary Maxwell, James Luckie
 Technical fouls: La Salle-None. University of Miami-None.
 Attendance: 4837

Score by Periods	1st	2nd	Total
La Salle	24	34	58
University of Miami	34	37	71

Points in the paint-LAS 26,UM 32. Points off turnovers-LAS 9,UM 11.
 2nd chance points-LAS 14,UM 17. Fast break points-LAS 10,UM 5.
 Bench points-LAS 6,UM 14. Score tied-2 times. Lead changed-1 time.
 Last FG-LAS 2nd-00:26, UM 2nd-00:35.
 Largest lead-LAS by 5 1st-17:39, UM by 15 2nd-08:41.

Miami 71, Loyola 48
12-30-13
Game 13
BankUnited Center

Loyola 5-6	tot-fg	3-pt	rebounds			a			to b s min							
# Player	fg	fga	fga	fta	fta	of	de	tot	pf	tp	a	to	b	s	min	
15 Latham, Jordan	f 0	2	0	0	0	0	1	1	2	3	0	0	0	0	11	
21 Jones, Jarred	f 0	2	0	1	1	2	1	5	6	1	1	0	2	1	25	
03 Cormier, Dylan	g 4	12	1	2	2	6	2	3	5	2	11	0	1	0	30	
05 Laster, Eric	g 5	10	3	7	0	0	2	1	3	0	13	0	2	0	21	
12 Williams, R.J.	g 1	5	0	1	1	2	0	0	0	2	3	1	1	0	25	
00 Patton, Jevon	1	1	0	0	1	2	2	0	2	0	3	2	0	0	6	
01 Gorski, Nick	0	3	0	0	0	0	0	0	0	0	1	0	0	0	9	
02 Rashford, Damion	0	3	0	0	1	2	0	0	0	0	1	0	0	0	11	
10 Brito, Denzel	1	3	0	2	0	0	0	2	2	0	2	4	2	0	12	
11 Tuohy, Sean Jr.	0	0	0	0	0	0	0	0	0	0	0	0	0	0	3	
13 Rassman, Franz	2	4	0	0	0	0	2	1	3	2	4	1	1	0	20	
23 Hubbard, Tyler	4	8	2	5	0	0	1	1	2	3	10	0	1	0	15	
34 Onyuke, Chido	0	0	0	0	0	0	0	0	0	0	0	0	0	0	2	
42 Forney, Josh	0	0	0	0	0	0	0	1	1	1	0	0	0	0	10	
TEAM							1	1								
Totals	18	53	6	18	6	14	11	16	27	15	48	8	10	1	8	200

TOTAL FG% 1st Half: 8-27 29.6% 2nd Half: 10-26 38.5% Game: 34.0%
 3-Pt. FG% 1st Half: 2-7 28.6% 2nd Half: 4-11 36.4% Game: 33.3%
 F Throw % 1st Half: 2-6 33.3% 2nd Half: 4-8 50.0% Game: 42.9%

Miami 8-5	tot-fg	3-pt	rebounds			a			to b s min							
# Player	fg	fga	fga	fta	fta	of	de	tot	pf	tp	a	to	b	s	min	
22 Donnavan Kirk	f 5	9	0	0	2	5	5	4	9	2	12	0	0	0	17	
35 James Kelly	f 5	8	1	1	0	0	2	4	6	2	11	1	0	1	29	
05 Davon Reed	g 1	6	1	5	5	5	0	2	2	0	8	7	3	0	31	
15 Rion Brown	g 6	11	4	6	1	2	2	7	9	2	17	1	2	0	27	
25 Garrus Adams	g 2	5	0	2	0	0	0	3	3	1	4	3	1	0	28	
03 Steve Sorenson	0	0	0	0	0	0	0	0	0	0	0	0	0	0	1	
04 Raphael Akpejori	0	0	0	0	0	0	0	1	1	0	0	0	0	0	8	
11 Mike Fernandez	0	0	0	0	0	0	0	0	0	0	0	0	2	0	2	
12 Justin Heller	0	0	0	0	0	0	0	1	1	0	0	0	1	0	2	
20 Manu Lecomte	2	3	1	1	1	2	0	0	0	2	6	3	0	0	20	
21 Erik Swoope	1	1	0	1	2	0	1	1	0	3	0	2	1	0	12	
23 Tonye Jekiri	4	5	0	0	2	4	1	3	4	5	10	2	1	2	23	
TEAM							1	1	2							
Totals	26	48	7	15	12	20	11	27	38	14	71	17	12	4	8	200

TOTAL FG% 1st Half: 15-25 60.0% 2nd Half: 11-23 47.8% Game: 54.2%
 3-Pt. FG% 1st Half: 5-9 55.6% 2nd Half: 2-6 33.3% Game: 46.7%
 F Throw % 1st Half: 8-13 61.5% 2nd Half: 4-7 57.1% Game: 60.0%

Score by Periods	1st	2nd	Total
Loyola	20	28	48
University of Miami	43	28	71

Points in the paint-LOY 18,UM 30. Points off turnovers-LOY 6,UM 16.
 2nd chance points-LOY 11,UM 14. Fast break points-LOY 3,UM 6.
 Bench points-LOY 20,UM 19. Score tied-0 times. Lead changed-0 times.
 Last FG-LOY 2nd-01:09, UM 2nd-01:59.
 Largest lead-LOY None, UM by 33 2nd-08:54.

at Syracuse
1-4-14
Game 14
Carrier Dome

Empty table for Game 14 at Syracuse.

at North Carolina
1-8-14
Game 15
Dean Smith Center

vs. Florida State
1-15-14
Game 16
BankUnited Center

at Georgia Tech
1-18-14
Game 17
McCamish Pavilion

Empty table for Games 15, 16, and 17.



HEAD COACH JIM LARRAÑAGA

Third Season | Providence, 1971

Hometown: The Bronx, N.Y. | Head Coach: American International, 1977-79 | Bowling Green, 1986-97 | George Mason, 1997-2011 | Miami, 2011-present

LARRAÑAGA'S CAREER

Head Coach

2011-pres. Miami
1997-2011 George Mason
1986-97 Bowling Green
1977-79 American International

Assistant

1979-86 Virginia
1971-76 Davidson

Player / Coach

1977 Geronemo Basketball Club (Belgium)

EDUCATION

Providence College, 1971, B.A. Economics
Archbishop Malloy High School, 1967

NCAA APPEARANCES

1999 - George Mason
2001 - George Mason
2006 - George Mason (Final Four)
2008 - George Mason
2011 - George Mason
2013 - Miami (Sweet 16)

NIT APPEARANCES

1990 - Bowling Green
1991 - Bowling Green
1997 - Bowling Green
2002 - George Mason
2004 - George Mason
2009 - George Mason
2012 - Miami

PLAYING CAREER

Geronemo Basketball Club (Belgium) 1976-77
Providence College, 1967-71
Archbishop Molloy, 1963-67

MISCELLANEOUS

AP, Naismith, Henry Iba Coach of the Year, 2013
ACC Coach of the Year, 2013
Clair Bee Coach of the Year, 2006
CAA Coach of the Year, 2011, 1999

PERSONAL

Born: Oct. 2, 1949 Hometown: Bronx, N.Y.
Wife: Liz Sons: Jay and Jon

Jim Larrañaga was named the 12th head coach of the University of Miami men's basketball program on April 22, 2011.

After leading UM to the 2013 NCAA Sweet 16, and winning the school's first ACC regular season and tournament championships, Larrañaga was honored as the AP, Naismith, USBWA Henry Iba and ACC Coach of the Year. The Bronx native helped Miami to a No. 2 national ranking by both the AP and USA TODAY, and a No. 2 seed in the NCAA tournament. He is the 10th coach in the last 10 years to lead two top-10 programs, as Miami was No. 2 on Feb. 18, 2013, and George Mason was No. 8 in the final Top 25 poll in 2006.

Larrañaga, who earned his 500th win during the season, directed the Canes to a 27-point win over No. 1 Duke and three other 20+ point wins over ACC opponents this season, including North Carolina (+26), Florida State (+24) and Boston College (+22). UM's 29 overall and 15 ACC wins in 2012-13 were program-bests, as was the 14-game winning streak and 13-0 start in conference play. Other program firsts include defeating all three teams in the North Carolina Triangle in the same season, beating a trio of teams in the Top 20 since joining the ACC and hosting five home sellouts at the BankUnited Center.

Individually, Coach L saw Shane Larkin earn the ACC Player of the Year and Lute Olson National Player of the Year awards, as well as All-American status and finalist nods for the Bob Cousy, John Wooden and James Naismith player of the year honors before declaring early for the 2013 NBA Draft. Larkin was also the ACC Tournament MVP, on the ACC Defensive team and a defensive All-American. Durand Scott was the ACC Defensive Player of the Year, three players - Larkin, Scott and Kenny Kadji - were listed on all-conference teams and four were on the ACC All-Tournament Team - Larkin, Scott, Julian Gamble and Trey McKinney Jones. All six seniors on the Sweet 16 team earned academic degrees from the University of Miami and one player was listed on the All-ACC Academic Team.

Larrañaga came to Miami after serving as the head coach at George Mason for 14 seasons. He guided that program to five NCAA Tournament appearances (2011, 2008, 2006, 2001, 1999) - including an unprecedented run to the 2006 Final Four that captured the nation's attention, defeating Michigan State, North Carolina, Wichita State and UConn along the way. Following that run, he was selected the 2006 Clair Bee Coach of the Year.

Larrañaga came to Miami after serving as the head coach at George Mason for 14 seasons. He guided that program to five NCAA Tournament appearances (1999, 2001, 2006, 2008, 2011) - including an unprecedented run to the 2006 Final Four that captured the nation's attention, defeating Michigan State, North Carolina, Wichita State and UConn along the way. Following that run, he was selected the 2006 Clair Bee Coach of the Year.

Larrañaga built the GMU Patriots' program into a perennial contender in the highly-regarded Colonial Athletic Association, winning more games than any other coach in program and conference history (273) en route to three conference titles (1999, 2001, 2008). A two-time CAA Coach of the Year honoree, Larrañaga earned the accolade in 2011, leading the Patriots to a 27-7 overall record and 16-2 conference mark en route to the CAA regular-season title and their fifth NCAA Tournament appearance under his leadership. Seeded a program-best eighth in the NCAA Tournament, George Mason rallied from a double-digit deficit to defeat ninth-seeded Villanova, 61-57, before falling to overall No. 1 seed Ohio State in the third round. In 2006, Larrañaga became the first coach at a mid-major school to take his team to the Final Four in 27 years and earned an at-large berth for a CAA team for the first time in 20 years. Along the way, he led Mason to a school record in wins, the school's first national ranking, George Mason's first appearance in the Top 10 and the school's first wins over Top 10 teams.

With 29 years of head coaching experience, the native of Bronx, N.Y., previously served as the head coach at Bowling Green for 11 seasons (1986-1997) and at Division II American International for two seasons (1977-79). His first coaching opportunity came at Davidson College, where he served as an assistant coach to Terry Holland. Davidson captured three Southern Conference regular-season championships and an NIT berth in his five years there, and he compiled a 47-12 record doubling as the freshman team coach. In 1976, he left Davidson and spent one season as player-coach for the Geronemo Basketball Club in Belgium. A 1971 graduate of Providence College with a degree in economics, Larrañaga was a four-year letterman for the Friars. As the team captain in his senior season, he led Providence to a 20-8 record and an NIT appearance. He graduated as the school's fifth all-time leading scorer with 1,258 points and was selected in the sixth round of the draft by the Detroit Pistons of the National Basketball Association. He was the team's top scorer as a sophomore and junior and was named New England's Division I Sophomore of the Year in 1969. He was inducted into the Providence College Hall of Fame in 1991.

Larrañaga, 64, and his wife, Liz, have two sons - Jay, who played for his father at Bowling Green and is an assistant coach with the Boston Celtics, and Jon, who was a member of his father's George Mason teams from 1999-2003 - and four grandchildren.

LARRAÑAGA'S CAREER RECORDS

School	Years	Overall	Conference
American International	1977-1979	27-26	none
Bowling Green	1986-1997	170-144	101-85
George Mason	1997-2011	273-164	165-79
Miami	2011-pres.	57-24	24-11
Overall	30th	527-359	290-176

COACH JIM LARRAÑAGA AT A GLANCE

2013 AP Coach of the Year
2006 Clair Bee Coach of the Year
2013 ACC Coach of the Year
2013 NABC All-District II Coach
2001 & 1999 CAA Coach of the Year
1999 CAA Coach of the Year
1997 MAC Coach of the Year
Eight 20-win seasons

2013 Naismith Coach of the Year
2013 Henry Iba Coach of the Year
2013 Adolph Rupp Cup Coach of the Year
2013 USBWA District IV Coach of the Year
Six NCAA tournament appearances
2013, 2011, 2008, 2006, 2001, 1999
Seven postseason NIT appearances
2012, '09, '04, '02, '97, '91, '90

Coached Shane Larkin - ACC Player of the Year, ACC Tournament MVP, USBWA All-District, Sporting News All-American, finalist for Cousy, Naismith & Wooden awards, All-ACC First Team and All-ACC Defensive Team
Coached Durand Scott - ACC Defensive Player of the Year, ACC Tournament First Team, All-ACC Third Team

Coached George Evans, who was a three-time CAA Player of the Year, the CAA Rookie of the Year, a three-time CAA Defensive Player of the Year and on the CAA All-Defensive Team three times.

Six All-Atlantic Coast Conference selections
Four ACC All-Tournament team selections
Three coaches and two media ACC All-Defensive Team selections

28 All-Colonial Athletic Conference selections

Three AP All-America players

Nine CAA All-Defensive Team selections

Eight CAA All-Rookie Team selections

Three Dean Ehlers Award winners - given to the CAA player who best meets the criteria of academic achievement, leadership and community service.

12 All-MAC Conference selections

Coached Antonio Daniels - MAC Player of the Year and MAC Freshman of the Year

Two MAC Freshman of the Year selections


Four MAC All-Freshman Team selections

LARRAÑAGA YEAR-BY-YEAR

Year	School	Overall		Conference		Post-Season
		W-L	W-L	Finish		
1977-78	American International	14-13				
1978-79	American International	13-13				
1986-87	Bowling Green	15-14	10-6	3		
1987-88	Bowling Green	12-16	7-9	t-5		
1988-89	Bowling Green	13-15	6-10	t-6		
1989-90	Bowling Green	18-11	9-7	t-3		NIT 0-1
1990-91	Bowling Green	17-13	9-7	t-4		NIT 0-1
1991-92	Bowling Green	14-15	8-8	5		
1992-93	Bowling Green	11-16	8-10	t-6		
1993-94	Bowling Green	18-10	12-6	t-2		
1994-95	Bowling Green	16-11	10-8	t-5		
1995-96	Bowling Green	14-13	9-9	t-6		
1996-97	Bowling Green	22-10	13-5	t-1		NIT 0-1
1997-98	George Mason	9-18	6-10	6		
1998-99	George Mason	19-11	13-3	1		NCAA 0-1
1999-00	George Mason	19-11	12-4	t-1		
2000-01	George Mason	18-12	11-5	3		NCAA 0-1
2001-02	George Mason	19-10	13-5	2		NIT 0-1
2002-03	George Mason	16-12	11-7	4		
2003-04	George Mason	23-10	12-6	3		NIT 2-1
2004-05	George Mason	16-13	10-8	6		
2005-06	George Mason	27-8	15-3	t-1		NCAA 4-1
2006-07	George Mason	18-15	9-9	5		
2007-08	George Mason	23-11	12-6	2		NCAA 0-1
2008-09	George Mason	22-11	13-5	2		NIT 0-1
2009-10	George Mason	17-15	12-6	4		CIT 0-1
2010-11	George Mason	27-7	16-2	1		NCAA 1-1
2011-12	Miami	20-13	9-7	t-4		NIT 1-1
2012-13	Miami	29-7	15-3	1		NCAA 2-1
2013-14	Miami	8-5	0-1			
	Overall	527-359	290-176	10-14		




25
GARRIUS ADAMS
Gr. | G | 6-6 | 200
Apex, N.C. | Middle Creek



4
RAPHAEL AKPEJIORI
Sr. | F | 6-9 | 241
Lagos, Nigeria | Sunrise Christian (Kan.)




15
RION BROWN
Sr. | G | 6-6 | 211
Hinesville, Ga. | Liberty County



1
DEANDRE BURNETT
Fr. | G | 6-2 | 191
Miami, Fla. | Carol City




2
CORN ELDER
Fr. | G | 5-10 | 173
Nashville, Tenn. | Ensworth




11
MIKE FERNANDEZ
Fr. | G | 6-1 | 189
Coral Gables, Fla. | Belen Jesuit




12
JUSTIN HELLER
Sr. | G | 6-2 | 177
Boca Raton, Fla. | West Boca Raton



23
TONYE JEKIRI
So. | C | 7-0 | 235
Hialeah, Fla. | Champagnat Catholic



35
JAMES KELLY
Jr. | F | 6-7 | 246
Ann Arbor, Mich. | Owens CC | Pioneer Pontiac, Mich.



22
DONNAVAN KIRK
Gr. | F | 6-9 | 228




20
MANU LECOMTE
Fr. | G | 5-9 | 159



10
SHELDON McCLELLAN
Jr. | G | 6-5 | 206
Houston, Texas | Texas | Bellaire




5
DAVON REED
Fr. | G | 6-6 | 208
Princeton, N.J. | Princeton Day



13
ANGEL RODRIGUEZ
Jr. | G | 5-11 | 181



3
STEVE SORENSON
So. | G | 6-0 | 161
Dallas, Texas | St. Mark's School



21
ERIK SWOOPE
Sr. | F | 6-5 | 220

Lake Elsinore, Calif. | Harvard-Westlake



JIM LARRAÑAGA
Head Coach



ERIC KONKOL
Assistant Coach



MICHAEL HUGER
Assistant Coach



CHRIS CAPUTO
Assistant Coach



ADAM FISHER
Director of Operations



GARRIUS ADAMS #25

Graduate | Guard | 6-6 | 200

Apex, N.C. | Middle Creek

As a Senior (2012-13): Medical hardship waiver after knee surgery.

As a Junior (2011-12): In 19 games, averaged 4.5 points, 2.1 rebounds, 0.9 assists and 0.6 steals in 16.9 minutes per game ... Shot 39.7 percent from field, 34.0 from distance and 55.0 at the line ... Started first six games of season ... Sat out 14 games in January and February with knee injury. Had surgery on Jan. 19 and returned to court Feb. 18 ... Posted 2.4 points, 0.6 rebounds in five ACC games ... Scored 6.5 ppg in two NIT games, playing 25.5 mpp ... Led (or tied) for team game highs in steals four times and in scoring, rebounding, assists and blocks once apiece ... Season highs include 15 points at West Virginia, eight rebounds vs. Tennessee Tech, three assists vs. Valparaiso, trio of steals at Ole Miss, four three-pointers made at West Virginia and 32 minutes at West Virginia and against Florida Gulf Coast.

As a Sophomore (2010-11): Played in all 36 games, with 24 starts - including stretch of 15 straight during ACC play (1/15-3/6) ... Averaged 7.3 points, 3.7 rebounds, 1.8 assists and 1.0 steal in 28.2 minutes per game ... Played at least 20 minutes in 33-of-36 games this season, with 1,014 minutes on hardwood, ranking 17th in program history ... Scored in double-figures 12 times, including seven times versus ACC opponents ... Grabbed five-plus boards 11 times, including season-high nine in overtime win against Virginia (2/5).

As a Freshman (2009-10): Averaged 3.8 points and 2.1 rebounds per game, playing in 32 games as true freshman -- tying Reggie Johnson for second-most appearances among UM freshmen in 2009-10 ... Started seven-straight games in ACC play -- also second most among UM freshmen, posting 3.9 points and 1.7 boards per outing versus conference opponents ... Knocked down three-pointer in seven of last 12 games ... Scored in double figures twice, including season- and game-high 13 points at Wake Forest (2/2) on season-best 4-of-8 shooting from field -- including season-best 3-for-5 from beyond the -- with three rebounds and steal.

High School: Ranked among the top 20 shooting guards by ESPN and among top 30 by Scout ... Averaged 21.8 points per game as a senior en route to setting Middle Creek High School scoring record in career points ... In 2009, named to N.C. Basketball Coaches Association District 5 All-District first team and NCPeps.com All-State Boys Basketball Team ... Competed in North Carolina/South Carolina All-Star Classic ... As a junior, averaged 18.2 points and 7.8 rebounds per game en route to NCHSAA 4-A All-State honors ... Coached by David Kushner ... Averaged 20.1 points per game with AAU team -- Garner Road, and was named to all-tournament team at Bob Gibbons Tournament of Champions in May 2008 ... Also recruited by Wake Forest, NC State, Virginia Tech and South Carolina.

Personal: First name is pronounced GARY-us ... Born Garrius Vershon Adams Nov. 15, 1990 ... Son of Valerie and Gary Adams ... Brother to Deion, Ashley and Destiny ... Graduated in June 2013 with a degree in sports administration and a minor in sociology ... Currently seeking a second major in sociology ... Aspirations of becoming general manager of NBA team ... Off the court, enjoys music.

2009-10			
Opposition	P	R	A
NC Central	3	4	0
Nova Southeastern	10	2	0
Tulane	4	2	1
UNC Wilmington	0	0	0
South Carolina	3	2	0
FGCU	6	3	2
USC Upstate	1	3	1
Minnesota	2	1	1
at Boston College	4	1	1
SC State	5	4	1
at Seton	4	5	0
FAU	9	2	1
NC A&T	1	8	1
Bethune-Cookman	6	2	0
at Pepperdine	5	1	2
Wake Forest	0	1	0
at Virginia Tech	6	2	1
at Virginia	0	1	0
Boston College	2	2	3
at Maryland	4	1	1
Virginia Tech	3	1	0
at Wake Forest	13	3	0
at Florida St.	5	3	1
Georgia Tech	6	3	0
at Clemson	5	0	2
Duke	2	2	0
Virginia	3	3	0
NC State	9	1	0
at North Carolina	0	1	0
Florida St.	0	2	0
Wake Forest	0	0	0
Duke	0	0	0

2010-11			
Opposition	P	R	A
Jacksonville	3	1	3
at Memphis	5	7	0
N.C. Central	10	3	2
at Rutgers	0	0	0
McNeese St.	11	4	6
at FGCU	13	5	1
Ole Miss	6	3	2
West Virginia	9	3	2
Seton	4	2	5
UCF	7	5	0
Oral Roberts	10	2	0
Rice	9	4	3
Akron	4	1	1
Pepperdine	6	0	2
at Duke	0	3	0
at Clemson	14	5	3
BC	12	2	2
Florida St.	2	8	2
at NC State	2	2	2
UNC	12	3	1
at Virginia Tech	11	2	1
Georgia Tech	11	3	1
Virginia	8	9	2
at Wake Forest	8	4	1
Duke	9	6	2
at UNC	16	4	2
Clemson	4	5	3
at BC	12	6	4
at Florida St.	7	8	3
Maryland	4	4	3
at Georgia Tech	7	1	1
Virginia	10	5	2
UNC	0	3	1
FAU	4	2	1
Missouri St.	8	3	1
at Alabama	4	4	1

2011-12			
Opposition	P	R	A
Tennessee Tech	3	8	0
Rutgers	9	3	2
UNF	14	5	2
FGCU	7	4	1
at Ole Miss	4	7	1
at Purdue	2	1	1
Memphis	0	0	0
at West Virginia	15	3	2
Appalachian St.	3	1	1
UNCG	0	1	1
Wake Forest	6	2	1
at Maryland	0	0	0
Florida State	1	0	0
at NC State	5	1	0
Boston College	0	0	1
at Georgia Tech	0	0	0
vs. Florida State	3	1	1
Valparaiso	8	2	3
Minnesota	5	1	0

Adams Season / Career Highs

Points
 Season: 20, vs. UCF, 11/21/13
 Career: 20, vs. UCF, 11/21/13
 ACC: 14, (2x) last vs. Virginia Tech, 12/8/13

Rebounds
 Season: 9, vs. Arizona State, 12/1/13
 Career: 9 (2x) last vs. Arizona State, 12/1/13
 ACC: 9, vs. Virginia 2/5/11

Assists
 Season: 5, vs. GWU, 11/28/13
 Career: 6, vs. McNeese State 11/24/10
 ACC: 4, at Boston College, 2/23/11

Steals
 Season: 5, vs. Ga. Southern, 11/11/13
 Career: 5, vs. Ga. Southern, 11/11/13
 ACC: 3, vs. Boston College, 1/15/11

Blocked Shots
 Season: 1 (2x) last at Cal State Fullerton, 11/29/13
 Career: 2, (2x) last vs. Boston College 1/19/10
 ACC: 2, vs. Boston College 1/19/10

Field Goals
 Season: 7, vs. UCF, 11/21/13
 Career: 7, vs. UCF, 11/21/13
 ACC: 5, (4x) last vs. Virginia Tech, 12/8/13

Field Goal Attempts
 Season: 18, vs. St. Francis, 11/8/13
 Career: 18, vs. St. Francis, 11/8/13
 ACC: 9, (5x) last vs. Virginia Tech, 12/8/13

Free Throws
 Season: 7 (3x), last vs. GWU, 11/28/13
 Career: 7 (4x), last vs. GWU, 11/28/13
 ACC: 4, (2x) last vs. Virginia 2/5/11

Free Throw Attempts
 Season: 10, vs. Ga. Southern, 11/11/13
 Career: 12, vs. UCF 12/18/10
 ACC: 4 (4x) last vs. Virginia Tech, 12/8/13

3-Point Field Goals
 Season: 2 (3x) last at Savannah State, 12/19/13
 Career: 4 (2x) last at West Virginia 12/10/11
 ACC: 4, at Clemson 1/8/11

3-Point Field Goal Attempts
 Season: 8, vs. St. Francis, 11/8/13
 Career: 8, vs. St. Francis, 11/8/13
 ACC: 7 (2x), last at Virginia Tech 1/30/11

Foul Disqualifications
 Season: 1, at Charleston, 11/18/13
 Career: 1 (2x) last at Charleston, 11/18/13
 ACC: --


Minutes
 Season: 42, vs. Ga. Southern, 11/11/13
 Career: 42, vs. Ga. Southern, 11/11/13
 ACC: 40, vs. Virginia, 2/5/11

ADAMS CAREER STATISTICS

Season	GP	GS	Min.	Avg.	FG	FGA	Pct.	3-Point	Free Throws	Rebounds	Scoring	
								FG FGA Pct.	FT FTA Pct.	Off. Def. Tot. Avg.	PF FO Ast. TO Blk Stl Pts. Avg.	
2009-10	32	7	540	16.9	38	118	.322	26 89 .292	19 29 .655	19 47 66 2.1	20 0 19 25 6 23 121 3.8	
2010-11	36	24	1014	28.2	88	227	.388	35 114 .307	51 75 .680	37 95 132 3.7	68 0 66 60 6 37 262 7.3	
2011-12	19	6	319	16.8	29	73	.397	16 47 .340	11 20 .550	11 29 40 2.1	21 1 17 14 2 11 85 4.5	
2012-13	Medical Redshirt											
2013-14	13	13	435	33.5	44	118	.373	12 47 .255	39 52 .750	9 53 62 4.8	26 1 32 25 3 22 139 10.7	
TOTAL	100	50	2308	23.1	199	536	.371	89 297 .300	120 176 .682	76 224 300 3.0	135 2 134 124 17 93 607 6.1	

ADAMS 2013-14

Opponent	Date	GS	TOTAL	3-PTS	FREE THROWS	REBOUNDS	PF	FO	A	TO	Blk	Stl	Pts	Avg
			Min FG FGA Pct	3FG FGA Pct	FT FTA Pct	Off Def Tot Avg								
SFB	11-08-13	*	40 4 18 .222	0 8 .000	7 9 .778	1 2 3 3.0	2	0	3	1	0	3	15	15.0
GA. SOUTHERN	11-11-13	*	42 2 8 .250	0 4 .000	7 10 .700	0 4 4 3.5	2	0	2	3	1	5	11	13.0
TEXAS SOUTHERN	11-14-13	*	26 4 10 .400	1 4 .250	1 2 .500	1 4 5 4.0	1	0	2	1	0	3	10	12.0
at Charleston	11-18-13	*	23 2 5 .400	1 3 .333	0 0 .000	0 2 2 3.5	5	1	2	0	0	5	10.3	
UCF	11-21-13	*	36 7 12 .583	1 3 .333	5 6 .833	1 7 8 4.4	3	0	0	6	0	2	20	12.2
vs George Washington	11-28-13	*	40 4 13 .308	2 4 .500	7 8 .875	1 3 4 4.3	4	0	5	4	0	1	17	13.0
at Cal State Fullerton	11-29-13	*	35 3 9 .333	1 6 .167	0 0 .000	1 3 4 4.3	0	0	1	3	1	0	7	12.1
vs Arizona State	12-01-13	*	33 3 7 .429	1 2 .500	2 4 .500	1 8 9 4.9	3	0	4	0	0	2	9	11.8
at Nebraska	12-04-13	*	31 0 6 .000	0 2 .000	2 2 1.000	2 5 7 5.1	0	0	1	3	0	0	2	10.7
VIRGINIA TECH	12-08-13	*	34 5 9 .556	2 4 .500	2 4 .500	0 3 3 4.9	2	0	2	0	1	1	14	11.0
at Savannah State	12-19-13	*	33 3 6 .500	2 3 .667	4 4 1.000	0 7 7 5.1	2	0	4	2	0	2	12	11.1
LA SALLE	12-22-13	*	34 5 10 .500	1 2 .500	2 3 .667	1 2 3 4.9	1	0	3	1	0	2	13	11.3
LOYOLA	12-30-13	*	28 2 5 .400	0 2 .000	0 0 .000	0 3 3 4.8	1	0	3	1	0	1	4	10.7
Totals			13 435 44 118 .373	12 47 .255	39 52 .750	9 53 62 4.8	26	1	32	25	3	22	139	10.7



RAPHAEL AKPEJIORI #4

Senior | Forward | 6-9 | 241

Lagos, Nigeria | Sunrise Christian Academy (Kan.)

2013 All-ACC Academic Team ACC Academic Honor Roll

As a Junior (2012-13): ACC Academic Honor Roll ... Averaged 4.0 minutes in two NCAA tournament games, grabbing two rebounds ... In 10 ACC games, recorded six points and six rebounds in 48 minutes ... Season highs: 4 points at Boston College; 4 rebounds twice – vs. Maryland and at Georgia Tech; 1 assist vs. Florida State; 1 steal three times; 2 blocked shots vs. Charlotte; 13 minutes at Georgia Tech.

As a Sophomore (2011-12): Season highs include seven points vs. Tennessee Tech, seven rebounds at Purdue, four blocked shots vs. UNF, 22 minutes vs. UNF ... Averaged 1.6 points, 1.5 rebounds, 0.5 blocks in 22 games played ... Shot 48.1 percent from the field and 58.8 percent at the line ... In ACC play, recorded 1.0 ppg and 1.0 rpg in eight games ... Averaged 3.1 points and 2.6 rebounds in the first nine games of the season ... Led (or tied) for team game highs in blocked shots three times and in rebounds once ... Was perfect from the field in five games, including 3-of-3 against Tennessee Tech ... Notched five points, four rebounds and four blocks in 22 minutes against UNF... Book Buster (3.0 GPA)... Athletics Director Honor Roll (3.2 GPA)... Dean's List (3.5 GPA).

As a Freshman (2010-11): Saw action in 20 games as a true freshman, averaging 1.6 points and 1.6 rebounds in 4.9 minutes per game... Aggressive defensive player that excels at rebounding and shot blocking... Productive during his time on the hardwood, with his 12 blocks tying for third most on the squad... UM's second most active player on the glass, pulling down 18.5 percent of the rebounds when he's in the game - including 20.8 percent of the defensive boards... Hit both free throws at UNC Greensboro (2/15), converting five of his last six attempts from the charity stripe during the season.

High School: Kansas All-State Class 1-A Honorable Mention selection... Rated as the No. 64 power forward by ESPN... Helped his team finish with just two losses in 2009-10, with one of those to nationally-ranked power Providence School (Fla.) who won the 2-A FHSAA state title... Poured in a game-high 23 points (including three dunks) and 12 rebounds in a win over Liberal... Added another double-double with 14 points and 10 rebounds against Dodge City... Named to the Fantasy of Lights All-Tournament Team after helping his team to a championship game win over Mansfield Timberview... Sat out the 2008-09 season with an injury... Named to the Hawk Challenge All-Tournament Team following back-to-back double-digit scoring performances in the state of Florida... Played AAU basketball for Baltimore Elite... Played in the international game during the 2008 Jordan Brand Basketball Classic in New York City... Coached by Kyle Lindsted at Sunrise Christian.

Personal: Full name is Ethasor Raphael Akpejori ... Goes by Raphael ... First name is pronounced A- tha- saur ... Last name is pronounced AHK-peh-jour-ee ... Born Oct. 10, 1990 ... Son of Pius and Clara ... One brother, Eshemokha, and four sisters, Okhiaofe, Ilamosi, Ideoghena and Eboshogwe ... A standout in the classroom as well as on the court, majoring in mechanical engineering ... In August of 2013, averaged 9.2 points and 5.8 rebounds for Athletes in Action through five games played in Jamaica. Game high was 12 points against the Jamaican National Team, against former teammate Durand Scott ... Also recruited by Texas A&M, Colorado, USF and UCF.

Akpejori Season / Career Highs

Points
Season: 2 (2x) last at Nebraska, 12/4/13
Career: 8, vs. NC Central 11/19/10
ACC: 4 (2x) last at Boston College, 1/16/13

Rebounds
Season: 2, vs. Virginia Tech, 12/8/13
Career: 7, at Purdue 11/29/11
ACC: 4 (3x) last vs. Maryland, 1/13/13

Assists
Season: --
Career: 1 (3x), last vs. Florida State, 1/27/13
ACC: 1, vs. Florida State, 1/27/13

Steals
Season: --
Career: 1, (8x), last vs. Florida State, 1/27/13
ACC: 1 (5x), last vs. Florida State, 1/27/13

Blocked Shots
Season: 1 (2x) last vs. UCF, 11/21/13
Career: 4 (2x), last vs. UNF 11/19/11
ACC: 2, vs. Florida State, 1/19/11

Field Goals
Season: 1, vs. Texas Southern, 11/14/13
Career: 3 (2x) last vs. Tennessee Tech 11/11/11
ACC: 2 (2x) last at Boston College, 1/16/13

Field Goal Attempts
Season: 1 (3x), last vs. Virginia Tech, 12/8/13
Career: 4, UNF 11/19/11
ACC: 3 (3x) last at Boston College, 1/16/13

Free Throws
Season: 2, at Nebraska, 12/4/13
Career: 4, at Rutgers 11/21/10
ACC: 2, vs. Florida State, 1/19/11

Free Throw Attempts
Season: 2, at Nebraska, 12/4/13
Career: 4 (4x), last vs. Memphis 12/06/11
ACC: 3, at Duke, 1/2/11

3-Point Field Goals

Season: --
Career: --
ACC: --

3-Point Field Goal Attempts

Season: --
Career: --
ACC: --

Foul Disqualifications

Season: --
Career: --
Minutes


Season: 9, vs. Virginia Tech, 12/8/13
Career: 22, vs. UNF 11/19/11
ACC: 13, at Georgia Tech, 1/5/13

AKPEJIORI CAREER STATISTICS

Season	GP	GS	Min.	Avg.	3-Point			Free Throws			Rebounds				PF	FO	Ast.	TO	Blk	Stl	Scoring				
					FG	FGA	Pct.	FT	FTA	Pct.	Off.	Def.	Tot.	Avg.							Pts.	Avg.			
2010-11	20	0	98	4.9	5	10	.500	0	0	.000	21	32	.656	13	18	31	1.6	16	0	0	5	12	2	31	1.6
2011-12	22	3	147	6.7	13	27	.481	0	0	.000	10	17	.588	21	12	33	1.5	27	0	2	7	11	4	36	1.6
2012-13	18	0	81	4.5	5	14	.357	0	0	.000	1	3	.333	6	14	20	1.1	8	0	1	3	3	3	11	0.6
2013-14	7	0	41	5.9	1	3	.333	0	0	.000	2	2	1.000	0	7	7	1.0	11	0	0	2	2	0	4	0.6
TOTAL	67	3	367	5.5	24	54	.444	0	0	.000	34	54	.630	40	51	91	1.4	62	0	3	17	28	9	82	1.2

AKPEJIORI 2013-14

Opponent	Date	GS	Min	TOTAL			3-PTS			FREE THROWS			REBOUNDS				PF	FO	A	TO	Blk	Stl	Pts	Avg
				FG	FGA	Pct	3FG	FGA	Pct	FT	FTA	Pct	Off	Def	Tot	Avg								
SFB	11-08-13	5	0	0	.000	0	0	.000	0	0	.000	0	0	0	0	0.0	1	0	0	1	0	0	0	0
TEXAS SOUTHERN	11-14-13	2	1	1	1.000	0	0	.000	0	0	.000	0	1	1	0.5	3	0	0	0	1	0	0	2	1.0
UCF	11-21-13	4	0	1	.000	0	0	.000	0	0	.000	0	1	1	0.7	0	0	0	0	1	0	0	0	0.7
vs Arizona State	12-01-13	5	0	0	.000	0	0	.000	0	0	.000	0	1	1	0.8	1	0	0	0	0	0	0	0	0.5
at Nebraska	12-04-13	8	0	0	.000	0	0	.000	2	2	1.000	0	1	1	0.8	4	0	0	0	0	0	0	2	0.8
VIRGINIA TECH	12-08-13	9	0	1	.000	0	0	.000	0	0	.000	0	2	2	1.0	2	0	0	1	0	0	0	0	0.7
LOYOLA	12-30-13	8	0	0	.000	0	0	.000	0	0	.000	0	1	1	1.0	0	0	0	0	0	0	0	0	0.6
Totals		0	41	1	.333	0	0	.000	2	2	1.000	0	7	7	1.0	11	0	0	2	2	0	4	0.6	



TONYE JEKIRI

Sophomore | Center | 7-0 | 235

Hialeah, Fla. | Champagnat Catholic School

#23

Jekiri Season / Career Highs

Points
 Season: 10, vs. Loyola, 12/30/13
 Career: 10, vs. Loyola, 12/30/13
 ACC: 4 (2x) last vs. Virginia Tech, 2/28/13

Rebounds
 Season: 9, vs. St. Francis, 11/8/13
 Career: 9, vs. St. Francis, 11/8/13
 ACC: 7, vs. Virginia Tech, 12/8/13

Assists
 Season: 2, vs. Loyola, 12/30/13
 Career: 2, vs. Loyola, 12/30/13
 ACC: 1, at Boston College, 1/16/13

Steals
 Season: 2, vs. La Salle, 12/22/13
 Career: 2, vs. La Salle, 12/22/13
 ACC: 1 (4x), last vs. Georgia Tech 3/6/13

Blocked Shots
 Season: 2, vs. Loyola, 12/30/13
 Career: 2 (4x) last vs. Loyola, 12/30/13
 ACC: 2, vs. Virginia Tech, 2/28/13

Field Goals
 Season: 4 (2x) last vs. Loyola, 12/30/13
 Career: 4, (2x) last vs. Loyola, 12/22/13
 ACC: 2, vs. Florida State, 1/27/13

Field Goal Attempts
 Season: 7 (2x) last vs. La Salle, 12/22/13
 Career: 7 (2x) last vs. La Salle, 12/22/13
 ACC: 5, vs. Virginia Tech, 12/8/13

Free Throws
 Season: 2 (2x) last vs. Loyola, 12/30/13
 Career: 4, vs. Virginia Tech, 2/28/13
 ACC: 4, vs. Virginia Tech, 2/28/13

Free Throw Attempts
 Season: 4, vs. Loyola, 12/30/13
 Career: 6, vs. Virginia Tech, 2/28/13
 ACC: 6, vs. Virginia Tech, 2/28/13

3-Point Field Goals

Season: --

Career: --

ACC: --

3-Point Field Goal Attempts

Season: --

Career: --

ACC: --

Foul Disqualifications

Season: 2, last vs. Loyola, 12/30/13

Career: 2, last vs. Loyola, 12/30/13

ACC: --

Minutes

Season: 25, vs. La Salle, 12/22/13

Career: 25, vs. La Salle, 12/22/13

ACC: 21, vs. Virginia Tech, 12/8/13

2012-13			
Opposition	P	R	A
at FGCU	1	2	0
Jacksonville	0	0	0
Michigan State	0	2	0
at Massachusetts	0	0	0
Charlotte	0	0	0
at UCF	3	2	0
at Hawai'i	1	0	0
vs. Arizona	0	2	0
vs. Indiana State	0	0	0
La Salle	0	1	0
at Georgia Tech	2	2	0
at North Carolina	0	1	0
Maryland	2	4	0
at Boston College	0	1	1
Duke	2	2	0
Florida State	4	2	0
at Virginia Tech	2	1	0
at NC State	0	2	1
Boston College	2	4	0
North Carolina	2	2	0
at Florida State	2	2	0
at Clemson	0	0	0
Virginia	2	0	0
at Wake Forest	2	3	0
Virginia Tech	4	2	0
at Duke	2	0	0
Georgia Tech	0	0	0
Clemson	2	3	0
vs. Boston College	0	1	0
vs. NC State	2	3	0
vs. North Carolina	1	1	0
vs. Pacific	6	5	0
vs. Illinois	4	2	1
vs. Marquette	0	3	0

As a Freshman (2012-13): Two blocked shots vs. Pacific tie for second-most by a Cane in an NCAA tournament game ... Averaged 3.3 points, 3.3 rebounds, 0.7 blocks and 10.3 minutes in three NCAA tournament games ... Hit 5-of-10 from the field ... Notched 1.0 points and 1.7 rebounds in 5.7 minutes in the three ACC tournament outings ... Played all 18 ACC games, posting 1.7 points, 1.7 rebounds 0.3 blocks in 6.9 minutes ... Saw time in 34 of 36 total games, averaging 1.4 points and 1.6 rebounds in 6.9 minutes ... 11 blocks were fourth-most on the team ... Hit 51.4 percent (18-of-35) of his shots ... Led (or tied) the Canes in blocks three times ... Season highs: 6 points vs. Pacific; 4 free throws made vs. Virginia Tech; 5 rebounds vs. Pacific; 1 assist four times; 1 steal seven times; 2 blocked shots three times; 16 minutes vs. Pacific.

High School: Rated the 17th-best center in the country by ESPN.com and No. 13 by Scout.com ... Averaged 20 points, 12 rebounds and 5 blocks per game as a senior ... Notched 45 points and 20 rebounds in regional semifinals and 18 points, 14 rebounds and six blocks in regional finals ... Led his team to the 2A state title game ... First team 2011-12 Boys Class 2A All-State Team ... First Team All-FHSAA Tournament at state championships ... Orlando Sentinel's 2011-12 All-Florida boys basketball team ... Averaged 14 points and 10 rebounds per game as a junior with Champagnat, his first year of organized hoops ... Team MVP ... Team captain ... On the AAU circuit, played for Team Breakdown ... Dominated at the Source Hoops Elite Camp and led Team Breakdown to championships in the Breakdown Hoops Festival and the Big Shots Myrtle Beach I ... Can play with his back to the basket or step out for a 10-12-foot shot ... Runs the floor like a guard and has an unstoppable motor.


Personal: Born July 23, 1994 in Port Harcourt, Nigeria ... Given name is Tonye Frank Jekiri (TAHN-yay Ja-KEER-EE) ... Son of Emilinia and Frank ... Brother to Tammie, Omiebi and Boma ... Majoring in sports administration ... Chose his jersey number 23 because July 23 is his birthday ... Originally from Nigeria, Jekiri moved to South Florida in September 2010 to begin his basketball career ... Previously played soccer ... Chose Miami over considerations from Virginia Tech, Clemson, Florida State, Auburn, Vanderbilt and Alabama ... Jekiri is Larranaga's second recruit from the state of Florida, joining former Canes PG Shane Larkin from Orlando, Fla. ... Enjoys dancing.

JEKIRI CAREER STATISTICS

Season	GP	GS	Min.	Avg.	3-Point			Free Throws			Rebounds				Scoring										
					FG	FGA	Pct.	FT	FTA	Pct.	Off.	Def.	Tot.	Avg.	PF	FO	Ast.	TO	Blk	Stl	Pts.	Avg.			
2012-13	34	0	235	6.9	18	35	.514	0	0	.000	11	20	.550	28	27	55	1.6	35	0	4	11	11	7	47	1.4
2013-14	13	4	232	17.8	24	54	.444	0	0	.000	5	8	.625	16	38	54	4.2	30	2	6	12	9	6	53	4.1
TOTAL	47	4	467	9.9	42	89	.472	0	0	.000	16	28	.571	44	65	109	2.3	65	2	10	23	20	13	100	2.1

JEKIRI 2013-14

Opponent	Date	GS	Min	TOTAL			3-PTS			FREE THROWS			REBOUNDS				PF	FO	A	TO	Blk	Stl	Pts	Avg	
				FG	FGA	Pct	3FG	FGA	Pct	FT	FTA	Pct	Off	Def	Tot	Avg									
SFB	11-08-13	*	23	2	7	.286	0	0	.000	2	2	1.000	1	8	9	9.0	5	1	1	2	1	0	6	6.0	
GA. SOUTHERN	11-11-13	*	9	1	4	.250	0	0	.000	0	0	.000	1	0	1	5.0	2	0	0	2	0	0	2	4.0	
TEXAS SOUTHERN	11-14-13	*	12	2	6	.333	0	0	.000	0	0	.000	2	2	4	4.7	1	0	0	1	0	0	4	4.0	
at Charleston	11-18-13		16	3	4	.750	0	0	.000	0	0	.000	2	1	3	4.3	3	0	0	0	1	0	6	4.5	
UCF	11-21-13		17	1	3	.333	0	0	.000	0	0	.000	0	3	3	4.0	3	0	0	0	0	1	2	4.0	
vs George Washington	11-28-13	*	21	1	3	.333	0	0	.000	0	0	.000	0	1	1	3.5	0	0	1	1	1	1	2	3.7	
at Cal State Fullerton	11-29-13		20	2	3	.667	0	0	.000	0	0	.000	0	4	4	3.6	3	0	0	2	0	0	4	3.7	
vs Arizona State	12-01-13		10	0	3	.000	0	0	.000	0	0	.000	2	1	3	3.5	1	0	0	0	0	0	0	3.3	
at Nebraska	12-04-13		21	1	2	.500	0	0	.000	0	0	.000	2	5	7	3.9	2	0	1	0	1	0	2	3.1	
VIRGINIA TECH	12-08-13		21	1	5	.200	0	0	.000	0	0	.000	3	4	7	4.2	0	0	0	0	1	0	2	3.0	
at Savannah State	12-19-13		14	2	2	1.000	0	0	.000	0	0	.000	0	1	1	3.9	2	0	1	3	1	1	4	3.1	
LA SALLE	12-22-13		25	4	7	.571	0	0	.000	1	2	.500	2	5	7	4.2	3	0	0	0	1	2	9	3.6	
LOYOLA	12-30-13		23	4	5	.800	0	0	.000	2	4	.500	1	3	4	4.2	5	1	2	1	2	1	10	4.1	
Totals			4	232	24	54	.444	0	0	.000	5	8	.625	16	38	54	4.2	30	2	6	12	9	6	53	4.1



JAMES KELLY

Junior | Forward | 6-7 | 246

#35

Ann Arbor, Mich. | Owens CC | Pioneer HS

Kelly Season Highs

Points
Season: 18, at Charleston, 11/18/13
ACC: 12, vs. Virginia Tech, 12/8/13

Rebounds
Season: 9, vs. Virginia Tech, 12/8/13
ACC: 9, vs. Virginia Tech, 12/8/13

Assists
Season: 2 (2x) last vs. Texas Southern, 11/14/13
ACC: --

Steals
Season: 2 (2x) last at Charleston, 11/18/13
ACC: 1, vs. Virginia Tech, 12/8/13

Blocked Shots
Season: 2, at Cal State Fullerton, 11/29/13
ACC: --

Field Goals
Season: 7, vs. Texas Southern, 11/14/13
ACC: 5, vs. Virginia Tech, 12/8/13

Field Goal Attempts
Season: 11, vs. Texas Southern, 11/14/13
ACC: 14, vs. Virginia Tech, 12/8/13

Free Throws
Season: 3 (2x) last vs. Arizona State, 12/1/13
ACC: 2, vs. Virginia Tech, 12/8/13

Free Throw Attempts
Season: 4 (2x) last vs. Arizona State, 12/1/13
ACC: 2, vs. Virginia Tech, 12/8/13

3-Point Field Goals
Season: 3 (2x) last at Charleston, 11/18/13
ACC: --

3-Point Field Goal Attempts
Season: 4, vs. Texas Southern, 11/14/13
ACC: 1, vs. Virginia Tech, 12/8/13

Foul Disqualifications
Season: --
ACC: --

Minutes
Season: 35, vs. Arizona State, 12/1/13
ACC: 31, vs. Virginia Tech, 12/8/13

Junior College (Owens): In two seasons at Owens, averaged 17.9 points, 10.0 rebounds, 1.0 assist, 1.5 steals and 1.5 blocks per game ... Totaled 1,219 points, 678 rebounds, 105 blocks, 104 steals and 70 assists ... First player in program history to record 1,000 points, 600 rebounds, 100 steals and 100 blocks in his career ... 38 career double-doubles ... Featured on ESPN's Top 10 Plays ... Holds single-season records for most blocks (57, 2011-12) and most rebounds (363, 2012-13), as well as career records for most blocks (105) and most rebounds (678) ... Four-time OCCAC Player of the Week ... Sophomore season shot 52.2 percent from the field and averaged 18.3 points, 10.1 rebounds, 1.7 steals and 1.3 blocks per game ... Led the Ohio Community College Athletic Conference (OCCAC) in scoring (21.1 ppg) and rebounding (11.4 rpg), third in blocks (1.6bpg) and fourth in steals (2.3spg) ... In sophomore season had 20 double-doubles and one triple-double ... First Team All-Ohio Community College Athletic Conference (OCCAC), First Team All-Region XII and NJCAA D-II Second Team All-American as a sophomore ... Rookie year was named Second Team All-OCCAC and the team's co-MVP (Edmonds) ... Played in NJCAA Division II tournament semifinals.


High School: Averaged 15 points, eight rebounds, two steals, two blocks and one assist per game ... League MVP ... All-state ... Coached by Rex Stanazach.

Personal: Born James Leo Kelly August 12, 1993 ... Son of Darlene Ison and Desi Kelly ... Brother to Desi Kelly, Jr. ... Majoring in liberal arts ... Started playing basketball junior year of high school, after a four-inch growth spurt ... Recruited by Michigan State, New Mexico, West Virginia and Clemson ... Played AAU for the Michigan Warriors.

KELLY CAREER STATISTICS

Season	GP	GS	Min.	Avg.	3-Point			Free Throws			Rebounds				Scoring										
					FG	FGA	Pct.	FT	FTA	Pct.	Off.	Def.	Tot.	Avg.	PF	FO	Ast.	TO	Blk	Stl	Pts.	Avg.			
2013-14	13	9	323	24.8	50	93	.538	9	20	.450	11	17	.647	18	53	71	5.5	27	0	10	12	9	8	120	9.2

KELLY 2013-14 Opponent	Date	GS	Min	TOTAL			3-PTS			FREE THROWS			REBOUNDS				PF	FO	A	TO	Blk	Stl	Pts	Avg	
				FG	FGA	Pct	3FG	FGA	Pct	FT	FTA	Pct	Off	Def	Tot	Avg									
SFB	11-08-13		5	0	0	.000	0	0	.000	0	0	.000	3	1	4	4.0	2	0	0	2	0	0	0	0.0	
GA. SOUTHERN	11-11-13		20	5	8	.625	0	1	.000	0	0	.000	2	0	2	3.0	2	0	2	0	0	1	10	5.0	
TEXAS SOUTHERN	11-14-13		28	7	11	.636	3	4	.750	0	0	.000	1	6	7	4.3	3	0	2	1	0	2	17	9.0	
at Charleston	11-18-13	*	33	6	9	.667	3	3	1.000	3	4	.750	0	4	4	4.3	2	0	1	0	1	2	18	11.3	
UCF	11-21-13	*	16	1	4	.250	0	2	.000	0	0	.000	2	2	4	4.2	3	0	1	1	1	0	2	9.4	
vs George Washington	11-28-13		28	5	9	.556	0	0	.000	1	2	.500	2	4	6	4.5	2	0	0	0	1	0	11	9.7	
at Cal State Fullerton	11-29-13	*	24	4	7	.571	1	2	.500	1	2	.500	1	6	7	4.9	3	0	1	0	2	0	10	9.7	
vs Arizona State	12-01-13	*	35	4	7	.571	0	2	.000	3	4	.750	0	6	6	5.0	3	0	1	1	1	0	11	9.9	
at Nebraska	12-04-13	*	28	1	4	.250	0	2	.000	0	0	.000	0	5	5	5.0	0	0	0	1	1	0	2	9.0	
VIRGINIA TECH	12-08-13	*	31	5	14	.357	0	1	.000	2	2	1.000	3	6	9	5.4	4	0	0	2	0	1	12	9.3	
at Savannah State	12-19-13	*	26	3	5	.600	0	1	.000	0	1	.000	2	6	8	5.6	0	0	1	2	0	1	6	9.0	
LA SALLE	12-22-13	*	20	4	7	.571	1	1	1.000	1	2	.500	0	3	3	5.4	1	0	0	2	1	1	10	9.1	
LOYOLA	12-30-13	*	29	5	8	.625	1	1	1.000	0	0	.000	2	4	6	5.5	2	0	1	0	1	0	11	9.2	
Totals			9	323	50	93	.538	9	20	.450	11	17	.647	18	53	71	5.5	27	0	10	12	9	8	120	9.2



MANU LECOMTE #20

Freshman | Guard | 5-11 | 159

Brussels, Belgium | Athene des Pagodes

Lecomte Season Highs

Points
 Season: 14, at Charleston, 11/18/13
 ACC: 7, vs. Virginia Tech, 12/8/13

Rebounds
 Season: 4 (3x) last vs. La Salle, 12/22/13
 ACC: 4, vs. Virginia Tech, 12/8/13

Assists
 Season: 4 (3x) last at Savannah State, 12/19/13
 ACC: 2, vs. Virginia Tech, 12/8/13

Steals
 Season: 2 (3x) last at Savannah State, 12/19/13
 ACC: 1, vs. Virginia Tech, 12/8/13

Blocked Shots
 Season: 1, vs. Ga. Southern, 11/11/13
 ACC: --

Field Goals
 Season: 4 (2x) last at Charleston, 11/18/13
 ACC: 3, vs. Virginia Tech, 12/8/13

Field Goal Attempts
 Season: 10, vs. St. Francis, 11/8/13
 ACC: 8, vs. Virginia Tech, 12/8/13

Free Throws
 Season: 6, at Charleston, 11/18/13
 ACC: 1, vs. Virginia Tech, 12/8/13

Free Throw Attempts
 Season: 6, at Charleston, 11/18/13
 ACC: 2, vs. Virginia Tech, 12/8/13

3-Point Field Goals
 Season: 2 (3x) last at Savannah State, 12/19/13
 ACC: --

3-Point Field Goal Attempts
 Season: 4 (2x) last vs. Texas Southern, 11/14/13
 ACC: 1, vs. Virginia Tech, 12/8/13

Foul Disqualifications
 Season: --
 ACC: --

Minutes
 Season: 36, vs. Ga. Southern, 11/11/13
 ACC: 27, vs. Virginia Tech, 12/8/13

Personal

Full name is Emmanuel Lecomte ... Goes by Manu [man-ew] ... Last name pronounced La-conn-t ... Born Aug. 16, 1995 ... Son of Philippe and Marie ... Brother to Christina ... First language is French ... Played for second division Mons-Hainant Belfius in Belgium where he averaged 12.4 points, 2.8 rebounds, and 3.2 assists per game ... Majoring in economics ... A true point guard who can also shoot the three or pull up for jumpers ... Competed in Belgium's U16, U18 and U20 championships, most recently playing in the U18 European Championship, where he led his country in scoring with 12.0 ppg and 2.9 assists in eight outings ... Also recruited by Gonzaga, Creighton and UAB.

LECOMTE CAREER STATISTICS

Season	GP	GS	Min.	Avg.	FG	FGA	Pct.	3-Point FG	3-Point FGA	3-Point Pct.	Free Throws FT	Free Throws FTA	Free Throws Pct.	Off.	Def.	Tot.	Avg.	PF	FO	Ast.	TO	Blk	Stl	Pts.	Avg.
2013-14	13	6	349	26.8	31	77	.403	8	21	.381	21	27	.778	6	24	30	2.3	25	0	30	19	1	11	91	7.0

LECOMTE 2013-14		TOTAL					3-PTS			FREE THROWS			REBOUNDS													
Opponent	Date	GS	Min	FG	FGA	Pct	3FG	FGA	Pct	FT	FTA	Pct	Off	Def	Tot	Avg	PF	FO	A	TO	Blk	Stl	Pts	Avg		
SFB	11-08-13	*	34	3	10	.300	0	2	.000	3	4	.750	0	1	1	1.0	2	0	1	2	0	2	9	9.0		
GA. SOUTHERN	11-11-13	*	36	4	8	.500	2	4	.500	2	2	1.000	1	3	4	2.5	1	0	1	0	1	1	12	10.5		
TEXAS SOUTHERN	11-14-13	*	33	4	8	.500	2	4	.500	2	2	1.000	2	1	3	2.7	1	0	4	0	0	2	12	11.0		
at Charleston	11-18-13	*	33	4	8	.500	0	0	.000	6	6	1.000	0	4	4	3.0	4	0	5	3	0	0	14	11.8		
UCF	11-21-13	*	33	0	6	.000	0	2	.000	0	0	.000	0	0	0	2.4	2	0	2	3	0	0	0	9.4		
vs George Washington	11-28-13	*	25	2	6	.333	1	2	.500	0	0	.000	2	0	2	2.3	2	0	0	2	0	0	5	8.7		
at Cal State Fullerton	11-29-13		15	2	4	.500	0	2	.000	0	0	.000	0	3	3	2.4	1	0	1	0	0	1	4	8.0		
vs Arizona State	12-01-13		10	1	3	.333	0	0	.000	0	0	.000	0	1	1	2.3	0	0	1	0	0	0	2	7.3		
at Nebraska	12-04-13		23	2	4	.500	0	0	.000	1	3	.333	0	2	2	2.2	4	0	4	4	0	0	5	7.0		
VIRGINIA TECH	12-08-13		27	3	8	.375	0	1	.000	1	2	.500	0	4	4	2.4	2	0	2	3	0	1	7	7.0		
at Savannah State	12-19-13		32	2	3	.667	2	2	1.000	4	4	1.000	0	2	2	2.4	1	0	4	2	0	2	10	7.3		
LA SALLE	12-22-13		28	2	6	.333	0	1	.000	1	2	.500	1	3	4	2.5	3	0	2	0	0	1	5	7.1		
LOYOLA	12-30-13		20	2	3	.667	1	1	1.000	1	2	.500	0	0	0	2.3	2	0	3	0	0	1	6	7.0		
Totals			6	349	31	77	.403	8	21	.381	21	27	.778	6	24	30	2.3	25	0	30	19	1	11	91	7.0	



DAVON REED

Freshman | Guard | 6-6 | 208

#5

Ewing, N.J. | Princeton Day School (N.J.)

Reed Season Highs

Points
 Season: 19 vs. Arizona State, 12/1/13
 ACC: 10, vs. Virginia Tech, 12/8/13

Rebounds
 Season: 5 (2x) last vs. Virginia Tech, 12/8/13
 ACC: 5, vs. Virginia Tech, 12/8/13

Assists
 Season: 7, vs. Loyola, 12/30/13
 ACC: --

Steals
 Season: 2 (4x) last vs. Loyola, 12/30/13
 ACC: --

Blocked Shots
 Season: 1 (2x) last vs. UCF, 11/21/13
 ACC: --

Field Goals
 Season: 7, vs. UCF, 11/21/13
 ACC: 4, vs. Virginia Tech, 12/8/13

Field Goal Attempts
 Season: 12, at Cal State Fullerton, 11/29/13
 ACC: 10, vs. Virginia Tech, 12/8/13

Free Throws
 Season: 5, vs. Loyola, 12/30/13
 ACC: 1, vs. Virginia Tech, 12/8/13

Free Throw Attempts
 Season: 6, vs. Arizona State, 12/1/13
 ACC: 2, vs. Virginia Tech, 12/8/13

3-Point Field Goals
 Season: 5, vs. Arizona State, 12/1/13
 ACC: 1, vs. Virginia Tech, 12/8/13

3-Point Field Goal Attempts
 Season: 8, vs. Arizona State, 12/1/13
 ACC: 3, vs. Virginia Tech, 12/8/13

Foul Disqualifications
 Season: --
 ACC: --

Minutes
 Season: 36 (2x) last vs. Arizona State, 12/1/13
 ACC: 32, vs. Virginia Tech, 12/8/13


High School: Four-star swingman listed as a Top 100 player (No. 97) by *Rivals.com* and No. 78 in the Class of 2013 by ESPN ... Third-best talent in New Jersey and 18th best nationally at the shooting guard position, according to *ESPN.com* ... *Rivals* ranks him as 24th among shooting guards ... Kevin Durant Skills Academy ... 2,000 point scorer ... Averaged 24 points and 10 rebounds as a senior ... McDonald's All-American candidate ... Prep B Player of the Year in New Jersey .. All-area player of the year twice ... Averaged 27 points and nine rebounds per game for Princeton Day School (N.J.) junior season ... Coached by Paris McClean ... Youth Role Model Award from Join-Effort Princeton for both dedication to his community and excellence in his personal life.

Personal: Born Davon Malcolm Reed June 11, 1995 ... Son of David and Rose Reed ... Brother to Miles ... Majoring in sports administration ... Played AAU ball with Team Final ... Chose Miami over offers from Wake Forest, Cincinnati, Xavier and Memphis.

REED CAREER STATISTICS

Season	GP	GS	Min.	Avg.	3-Point			Free Throws			Rebounds				Scoring										
					FG	FGA	Pct.	FT	FTA	Pct.	Off.	Def.	Tot.	Avg.	PF	FO	Ast.	TO	Blk	Stl	Pts.	Avg.			
2013-14	13	7	366	28.2	38	103	.369	21	56	.375	17	28	.607	7	21	28	2.2	22	0	29	24	2	10	114	8.8

REED 2013-14 Opponent	Date	GS	Min	TOTAL			3-PTS			FREE THROWS			REBOUNDS				PF	FO	A	TO	Blk	Stl	Pts	Avg
				FG	FGA	Pct	3FG	FGA	Pct	FT	FTA	Pct	Off	Def	Tot	Avg								
SFB	11-08-13	18	1	5	.200	0	1	.000	1	2	.500	0	1	1	1.0	1	0	0	0	1	3	3.0		
GA. SOUTHERN	11-11-13	21	1	5	.200	1	4	.250	4	4	1.000	0	1	1	1.0	4	0	2	1	0	7	5.0		
TEXAS SOUTHERN	11-14-13	27	4	8	.500	3	4	.750	0	1	.000	2	1	3	1.7	0	0	3	1	0	11	7.0		
at Charleston	11-18-13	26	1	6	.167	1	2	.500	0	0	.000	1	1	2	1.8	3	0	3	2	1	0	3	6.0	
UCF	11-21-13	26	7	10	.700	3	5	.600	0	0	.000	1	4	5	2.4	2	0	1	2	1	2	17	8.2	
vs George Washington	11-28-13	35	2	7	.286	2	5	.400	0	0	.000	0	2	2	2.3	2	0	2	3	0	2	6	7.8	
at Cal State Fullerton	11-29-13	* 36	4	12	.333	1	6	.167	0	2	.000	0	3	3	2.4	1	0	2	1	0	0	9	8.0	
vs Arizona State	12-01-13	* 36	5	10	.500	5	8	.625	4	6	.667	0	1	1	2.3	3	0	2	2	0	0	19	9.4	
at Nebraska	12-04-13	* 31	2	11	.182	1	6	.167	0	0	.000	1	1	2	2.2	2	0	2	2	0	2	5	8.9	
VIRGINIA TECH	12-08-13	* 32	4	10	.400	1	3	.333	1	2	.500	2	3	5	2.5	0	0	0	3	0	0	10	9.0	
at Savannah State	12-19-13	* 22	3	5	.600	1	2	.500	1	5	.200	0	1	1	2.4	2	0	1	3	0	1	8	8.9	
LA SALLE	12-22-13	* 25	3	8	.375	1	5	.200	1	1	1.000	0	0	0	2.2	2	0	4	1	0	0	8	8.8	
LOYOLA	12-30-13	* 31	1	6	.167	1	5	.200	5	5	1.000	0	2	2	2.2	0	0	7	3	0	2	8	8.8	
Totals		7	366	38	103	.369	21	56	.375	17	28	.607	7	21	28	2.2	22	0	29	24	2	10	114	8.8



ERIK SWOOPE

Senior | Forward | 6-5 | 220

#21

Lake Elsinore, Calif. | Harvard-Westlake

Swoope Season / Career Highs

Points
 Season: 6, vs. Ga. Southern, 11/11/13
 Career: 13, vs. Pepperdine 12/30/10
 ACC: 6, at Duke, 1/2/11

Rebounds
 Season: 4, vs. St. Francis, 11/8/13
 Career: 6, vs. NC Central 11/19/10
 ACC: 4 at Boston College, 1/16/13

Assists
 Season: 1 (2x) last vs. Virginia Tech, 12/8/13
 Career: 2, at West Virginia 12/10/11
 ACC: 1 (4x) last vs. Virginia Tech, 12/8/13

Steals
 Season: 1, vs. UCF, 11/21/13
 Career: 3 (3x), last vs. Rutgers 11/15/11
 ACC: 3, vs. Florida State, 1/19/11

Blocked Shots
 Season: 1, vs. Loyola, 12/30/13
 Career: 2 (2x), last vs. UNF 11/19/11
 ACC: --

Field Goals
 Season: 2 (2x) last at Nebraska, 12/4/13
 Career: 4, vs. Pepperdine 12/30/10
 ACC: 2, vs. Florida State, 1/19/11

Field Goal Attempts
 Season: 5 (2x) last at Nebraska, 12/4/13
 Career: 8, at Duke 1/2/11
 ACC: 8, at Duke, 1/2/11

Free Throws
 Season: 2 (2x) last vs. Ga. Southern, 11/11/13
 Career: 5, vs. Pepperdine 12/30/10
 ACC: 4, vs. Boston College, 1/15/11

Free Throw Attempts
 Season: 2 (4x) last vs. Loyola, 12/30/13
 Career: 7, vs. Pepperdine 12/30/10
 ACC: 4, vs. Boston College, 1/15/11

3-Point Field Goals
 Season: 1, at Nebraska, 12/4/13
 Career: 1 (2x) last at Nebraska, 12/4/13
 ACC: --

3-Point Field Goal Attempts
 Season: 3, at Nebraska, 12/4/13
 Career: 3, at Nebraska, 12/4/13
 ACC: 1, vs. Maryland, 2/1/12

Foul Disqualifications
 Season: --
 Career: 3 - 1 in 2010-11; 2 in 2011-12
 ACC: --

Minutes
 Season: 23, vs. St. Francis, 11/8/13
 Career: 36, at Ole Miss 11/25/11
 ACC: 17 (2x) last vs. Florida State, 1/19/11

As a Junior (2012-13): Perfect from the field (5-of-5) and free throw line (2-of-2) in NCAA tournament games ... Averaged 6.0 points, 1.0 rebounds and 6.5 minutes in a pair of NCAA tournament games ... Played 19 total minutes in three ACC tournament games, scoring two points and grabbing three rebounds ... Made 13 appearances in ACC play, notching 11 points and 16 rebounds ... Was .500 from the field (5-of-10) in ACC games ... Overall recorded a 64.3 field goal percentage (18-of-28) in 27 games, averaging 1.6 points and 1.2 rebounds ... Season highs: 7 points vs. Jacksonville; 4 rebounds twice - vs. LaSalle and vs. Jacksonville; 1 assist three times; 2 steals vs. Jacksonville; 1 blocked shot twice; 23 minutes vs. LaSalle.

As a Sophomore (2011-12): Started eight of the first 10 games of the season, averaging 4.9 points, 3.4 rebounds, 0.9 blocks, 0.9 steals and 0.7 assists in 22.9 minutes per game while shooting 57.9 percent from the field ... In 23 total games, averaged 2.3 points and 1.7 rebounds in 11.7 minutes per night ... Shot 50 percent (23-of-46) from the field and 47.1 percent at the line ... Scored in double digits in the opener against Tennessee Tech ... Pulled down at least three rebounds in seven games ... Played more than 10 minutes in his first 10 games, then didn't see more than eight minutes in the final 13 outings ... Led (or tied) for team game highs in steals three times, blocked shots twice and rebounds and assists once ... Season highs include 11 points vs. Tennessee Tech, eight rebounds against Rutgers, two assists at West Virginia, three steals twice, a pair of blocked shots twice and 36 minutes at Ole Miss.

As a Freshman (2010-11): Played in 29 games, making nine starts as a true freshman... Named to the 2011 ACC All-Academic Basketball Team... Averaged 1.4 points and 1.0 rebound in 6.5 minutes per game... After averaging just 3.8 minutes per game over the first 11 games this season, started eight-straight outings (12/22-1/23) - including five ACC games - for the Hurricanes with 14.6 minutes per game over that span, including a season-high 23 minutes versus Pepperdine (12/30)... Was back in the starting lineup versus Virginia (2/5)... Posted five points - including hitting both attempts from the charity stripe, a career-high three steals, a pair of boards and one assist versus Florida State (1/19).

High School: Named Mission League Most Valuable Player... The L.A. Daily News referred to him as the "most dominant boys' basketball player" in the San Fernando Valley... Rated as the No. 41 power forward by ESPN... An incredible physique, and is as bouncy as any prospect in the west... As a senior, averaged 21.8 points, 8.9 rebounds, 1.6 assists and 1.5 blocks per game, converting 74 percent from the field and 71 percent from the foul line... Registered 16 games of 20-or-more points, including eight games with 30-plus points... Scored in double-figures in all but two games as a senior... Averaged 26.2 points per outing over his last six games... Picked up 12 double-doubles as a senior, including a 30-point, 21-rebound effort against South Hills... Turned in a season-best 40 points on 14-of-17 shooting from the field - adding a 12-of-13 touch at the charity stripe - in a win over Notre Dame Prep... Collected three-straight games of 30 points against Palos Verdes, South Hills and Calabasas... Picked up 2.8 steals per game... As a sophomore, helped his team to the runner-up title of the Mission League... Selected as an ESPN Rise California State Star of the Week (Feb. 11, 2010)... Coached by Greg Hilliard... Played AAU basketball for Pump N' Run Elite... Attended the same high school that produced NBA players Jason Collins (Atlanta Hawks) and Jarron Collins (Phoenix Suns).

Personal: Last name is pronounced Swope ... Born Erik Hamilton Swoope May 8, 1992 ... Son of Denise and Gerald Swoope ... Brother to Devin Swoope ... Majoring in economics ... Attacks the basket with reckless abandon, and has the ability to finish plays in traffic ... Has been practicing yoga for four years ... Lost 20 pounds since March by swimming and rowing, but gained 20lbs on bench press, up from 340 to 360 lbs ... Squats 495 lbs.

SWOOPE CAREER STATISTICS

Season	GP	GS	Min.	Avg.	3-Point			Free Throws			Rebounds				Scoring										
					FG	FGA	Pct.	FT	FTA	Pct.	Off.	Def.	Tot.	Avg.	PF	FO	Ast.	TO	Blk	Stl	Pts.	Avg.			
2010-11	29	9	189	6.5	11	25	.440	0	0	.000	18	30	.600	12	17	29	1.0	26	1	5	7	2	13	40	1.4
2011-12	23	8	269	11.7	23	46	.500	0	2	.000	8	17	.471	20	20	40	1.7	46	2	7	8	10	9	54	2.3
2012-13	27	0	161	6.0	18	28	.643	1	1	1.000	6	19	.316	16	16	32	1.2	18	0	3	3	2	4	43	1.6
2013-14	11	0	104	9.5	6	17	.353	1	3	.333	6	9	.667	3	14	17	1.5	9	0	2	3	1	1	19	1.7
TOTAL	90	17	723	8.0	58	116	.500	2	6	.333	38	75	.507	51	67	118	1.3	99	3	17	21	15	27	156	1.7

SWOOPE 2013-14

Opponent	Date	GS	Min	TOTAL			3-PTS			FREE THROWS			REBOUNDS				PF	FO	A	TO	Blk	Stl	Pts	Avg
				FG	FGA	Pct	3FG	FGA	Pct	FT	FTA	Pct	Off	Def	Tot	Avg								
SFB	11-08-13	23	0	3	.000	0	0	.000	2	2	1.000	1	3	4	4.0	3	0	0	0	0	0	2	2.0	
GA. SOUTHERN	11-11-13	16	2	5	.400	0	0	.000	2	2	1.000	1	2	3	3.5	2	0	1	0	0	0	6	4.0	
TEXAS SOUTHERN	11-14-13	5	0	1	.000	0	0	.000	0	0	.000	0	2	2	3.0	1	0	0	0	0	0	0	2.7	
at Charleston	11-18-13	5	0	1	.000	0	0	.000	0	0	.000	0	0	0	2.3	1	0	0	0	0	0	0	2.0	
UCF	11-21-13	6	0	0	.000	0	0	.000	0	0	.000	0	1	1	2.0	0	0	0	0	0	1	0	1.6	
vs George Washington	11-28-13	3	0	0	.000	0	0	.000	0	0	.000	0	0	0	1.7	1	0	0	0	0	0	0	1.3	
at Cal State Fullerton	11-29-13	9	0	0	.000	0	0	.000	0	2	.000	0	2	2	1.7	0	0	0	1	0	0	0	1.1	
vs Arizona State	12-01-13	13	1	1	1.000	0	0	.000	1	1	1.000	0	0	0	1.5	1	0	0	0	0	0	3	1.4	
at Nebraska	12-04-13	8	2	5	.400	1	3	.333	0	0	.000	0	2	2	1.6	0	0	0	0	0	0	5	1.8	
VIRGINIA TECH	12-08-13	4	0	0	.000	0	0	.000	0	0	.000	1	1	2	1.6	0	0	1	0	0	0	0	1.6	
LOYOLA	12-30-13	12	1	1	1.000	0	0	.000	1	2	.500	0	1	1	1.5	0	0	0	2	1	0	3	1.7	
Totals		0	104	6	17	.353	1	3	.333	6	9	.667	3	14	17	1.5	9	0	2	3	1	1	19	1.7



SHeldon McClellan

Junior | Guard | 6-5 | 206

Houston, Texas | University of Texas | Bellaire

As a Sophomore (2012-13): Played in 34 games with 15 starts ... Averaged 13.5 points, 3.9 rebounds, 0.9 assists, 0.8 steals ...

As a Freshman (2011-12): Played in all 34 games with nine starts ... Second on the team in scoring (11.3 ppg) while converting 44.8 percent from the floor (129-of-288) and 75.6 percent from the free throw line (90-of-119) ...

High School: No. 47 prospect nationally in the ESPN 100 and No. 60 prospect by Rivals.com following senior season ... Averaged a team-best 25.6 points, 7.2 rebounds, 5.0 assists and 2.0 steals per game while helping Bellaire to a 20-9 mark and the first round of the Class 5A state playoffs ...


Personal: Born Dec. 21, 1992 in Houston, Texas ... Full name is Sheldon Reeves McClellan ... Son of Angel Johnson (mother) ... Brother to Justin Jones ...

McClellan Season / Career Highs

- Points: Career: 27, at Texas Tech, 3/9/13
Rebounds: Career: 9, Rice, 12/29/12
Assists: Career: 3 (4x), last at Oklahoma 2/27/13
Steals: Career: 4, at Kansas, 2/16/13
Blocked Shots: Career: 1 (6x), last at Houston 3/20/13
Field Goals: Career: 10 (2x), last at Oklahoma, 1/21/13
Free Throws: Career: 14, vs. Fresno State, 11/9/12
3-Point Field Goals: Career: 4 (2x), last vs. Miss State, 11/21/12
Minutes: Career: 41, at Baylor 1/5/13

Statistical comparison table for Sheldon McClellan between 2011-12 and 2012-13 seasons across various categories like P, R, A, Points, Rebounds, Assists, Steals, Blocked Shots, Field Goals, Free Throws, 3-Point Field Goals, and Minutes.

McCLELLAN CAREER STATISTICS table with columns for Season, GP, GS, Min, Avg, FG, FGA, Pct, 3-Point, Free Throws, Rebounds, PF, FO, Ast, TO, Blk, Stl, Pts, Avg.



ANGEL RODRIGUEZ

Junior | Guard | 5-11 | 181

Cupey, P.R. | Kansas State University | Miami Krop HS

As a Sophomore (2012-13): NABC District 8 second team ... All-Big 12 Second Team ... Big 12 All-Defensive Team ... Phillips 66 All-Championship Team ...

As a Freshman (2011-12): Saw action in 32 games with 17 starts as a true freshman ... 17 starts all came in the last 17 games ... Fall 2011 Big 12 Commissioner's Honor Roll ...

Rodriguez Season / Career Highs

- Points: Career: 22, vs. Baylor, 2/16/13
Rebounds: Career: 6, twice
Assists: Career: 10, twice
Steals: Career: 4, three times
Blocked Shots: Career: 1, vs. Oklahoma State, 3/3/12
Field Goals: Career: 8, vs. TCU, 3/5/13
Free Throws: Career: 8, at Texas, 2/23/13
3-Point Field Goals: Career: 11, at Oklahoma State, 1/21/12
Minutes: Career: 39, at Baylor, 2/18/12

Statistical comparison table for Angel Rodriguez between 2011-12 and 2012-13 seasons across various categories like P, R, A, Points, Rebounds, Assists, Steals, Blocked Shots, Field Goals, Free Throws, 3-Point Field Goals, and Minutes.

High School: No. 4 prospect in the state of Florida by FloridaHoops.com... A three-year letterman at Dr. Michael Krop High School in Miami, Fla. ... Averaged 23 points and six assists as a senior ...

Personal: Angel Daniel Rodriguez Tricoche was born Dec. 5, 1992, in San Juan, Puerto Rico ... Left Puerto Rico at age 15 to come to the U.S. to play basketball ...

RODRIGUEZ CAREER STATISTICS table with columns for Season, GP, GS, Min, Avg, FG, FGA, Pct, 3-Point, Free Throws, Rebounds, PF, FO, Ast, TO, Blk, Stl, Pts, Avg.



DEANDRE BURNETT

Freshman | Guard | 6-2 | 191

#1

Miami, Fla. | Carol City HS

As a Freshman (2013-14): Injured left wrist in early November and is expected to redshirt freshman season.

High School: A 2012 *Parade All-American*, one of only two players from the state of Florida and one of five Atlantic Coast Conference recruits to earn the honor ... Third in the nation in scoring as a high school senior ... As a senior, averaged 37 ppg, 5 apg, and 6 rpg ... Notched 45 points three times in his final prep season ... Recorded 25 points and 11 assists in first game Coach L saw him play ... Class AA Player of the Year ... All-state ... First team Miami-Dade County ... As a junior, averaged 28 ppg ... Played for Barry Robinson at Carol City High School ... Earned varsity letters all four years ... On academic on honor roll ... Played final year at Massanutten Military Academy in Virginia.

Personal: Name is Deandre, but goes by Dre ... Born January 21, 1994 ... Son of Varondria Burnett and James Cook ... Brother to Dalvin, James, Daneisha, Jamiya, and Jameisha ... Grew up a Canes fan ... Also recruited by South Carolina, Ole Miss, Marshall, Virginia, and La Salle ... Majoring in sports administration ... Played AAU for Team U ... Larranaga's third signee from the state of Florida, joining former Hurricane Shane Larkin (Dr. Phillips) and current sophomore Tonye Jekiri (Champagnat).



CORN ELDER

Freshman | Guard | 5-10 | 173


#2

Nashville, Tenn. | Ensworth HS

High School: Averaged 20.2 points, 4.7 assists, and 4.2 steals in his senior season ... Scored 1,521 career points ... Led Tigers to a 97-20 record in his prep years ... Career-high 41 points in the DII-AA finals game ... Named both the 2013 boys basketball and football player of the year by The Tennessean ... State tournament MVP three-straight years ... Led Ensworth to two straight Division II-AA basketball championships.

Football: Recorded two tackles in collegiate debut vs. FAU ... Rated nation's No. 8 athlete by *247Sports.com* and No. 7 running back by *Rivals.com* ... Also listed as nation's No. 17 and No. 33 running back by *ESPN* and *Scout.com*, respectively ... 4-star athlete ranked as No. 2 running back in Tennessee by both *ESPN* and *Rivals.com* ... Known for his speed and elusiveness ... Rushed for 2,618 yards and 39 touchdowns as senior in 2012 and led Ensworth to third straight Division II-AA state title ... Finished prep football career with 6,351 rushing yards, 84 touchdowns and three consecutive state titles ... No. 2 prospect on The Tennessean Dandy Dozen ... Named Mr. Football Back of the Year in 2011 and 2012 ... Clocked with 4.42 40 time.

Personal: Full name is Cornelius Elder, but goes by Corn.



MIKE FERNANDEZ

Freshman | Guard | 6-1 | 189

#11

Coral Gables, Fla. | Belen Jesuit

High School: All-Dade county team honorable mention two years .. Dade vs. Palm Beach County all-star game ... Averaged 8.0 ppg senior year ... Hit 40 percent of field goals senior year ... Three-year varsity letterman ... Two-year starter at guard ... Coached by Jose Roca ... Honor roll ... Played water polo, winning second place at state ... Also on track team.


Fernandez Season Highs

Minutes
Season: 2, vs. Loyola, 12/30/13

Personal: Born Michael Brandon Fernandez April 5, 1995 ... Son of Ilena and Joaquin Novoa and Mike and Constance Fernandez ... Brother to George, Alexander, Cristofer and Michelle Fernandez, and Joaquin Novoa ... Majoring in finance ... First language is Spanish ... Played AAU for Gold Coast: Team Miami ... Recruited by Cornell University.

FERNANDEZ CAREER STATISTICS

Season	GP	GS	Min.	Avg.	3-Point			Free Throws			Rebounds			Scoring															
					FGA	Pct.	FG	FTA	Pct.	Off.	Def.	Tot.	Avg.	Pf	Fo	Ast.	To	Blk	Stl	Pts.	Avg.								
2013-14	2	0	3	1.5	0	0	.000	0	0	.000	0	0	0	0	0	0	0	0	0	0	0	0	0	0	0	0	0	0	0



JUSTIN HELLER

Senior | Guard | 6-2 | 177

#12

Boca Raton, Fla. | West Boca Raton Community

Heller Season / Career Highs

Points
Season: --
Career: 2, vs. Charlotte, 12/14/12
Rebounds
Season: 1, vs. Loyola, 12/30/13
Career: 3, vs. Charlotte, 12/14/12
Assists
Season: --
Career: 1 (2x) last vs. Florida State, 1/27/13
Steals
Season: --
Career: --
Blocked Shots
Season: --
Career: --
Field Goals
Season: --
Career: 1, vs. Charlotte, 12/14/12
Field Goal Attempts
Season: --
Career: 1 (5x), last vs. Florida State, 1/27/13
Free Throws
Season: --
Career: --
Free Throw Attempts
Season: --
Career: 2, vs. Charlotte, 12/14/12
3-Point Field Goals
Season: --
Career: --
3-Point Field Goal Attempts
Season: --
Career: 1 (2x) last vs. Florida State, 1/27/13
Foul Disqualifications
Season: --
Career: --
Minutes
Season: 2, vs. Loyola, 12/30/13
Career: 3, vs. Charlotte, 12/14/12

ACC Academic Honor Roll

As a Junior (2012-13): ACC Academic Honor Roll ... Walk on who played in nine games ... In three minutes against Charlotte grabbed three rebounds and scored two points ... Pulled down a board and notched an assist vs. Florida State.

As a Sophomore (2011-12): Played in seven games, including four ACC matchups ... Attempted two shots, including one three pointer ... Grabbed a pair of defensive rebounds ... Season highs include one field goal attempt against Boston College and Wake Forest, one three-point attempt vs. Boston College, two rebounds against Appalachian State and two minutes vs. App State ... Book Buster (3.0 GPA)... Athletics Director Honor Roll (3.2 GPA).

As a Freshman (2010-11): Walked onto the team... Practiced, but did not see any game time.

High School: After transferring to West Boca, played one year of varsity basketball for the Bulls... Among top 30 three-point scorers in Palm Beach County in 2009-10... The Bulls were the only team to beat powerhouse Dwyer, the top-ranked high school in the county, with an 82-73 victory.

Personal: Born Justin Ryan Heller on Dec. 26, 1991 ... Son of Neal Heller and Liz Heller ... Brother to Anthony Anderson ... Majoring in business, with aspirations of becoming a CEO... Recruited by American and North Florida ... Nickname is J-Hell.

2011-12				2012-13			
Opposition	P	R	A	Opposition	P	R	A
at Charlotte	0	0	0	Jacksonville	0	0	0
Appalachian St.	0	2	0	Charlotte	2	3	0
at Boston College	0	0	0	at UCF	0	0	1
Virginia Tech	0	0	0	at Hawai'i	0	0	0
Wake Forest	0	0	0	Duke	0	0	0
Boston College	0	0	0	Florida State	0	1	1
Minnesota	0	0	0	Boston College	0	0	0
				North Carolina	0	0	0
				vs. Pacific	0	0	0

HELLER CAREER STATISTICS

Season	GP	GS	Min.	Avg.	FG	FGA	Pct.	3-Point			Free Throws			Rebounds			PF	FO	Ast.	TO	Blk	Stl	Scoring		
								FG	FGA	Pct.	FT	FTA	Pct.	Off.	Def.	Tot.							Avg.	Pts.	Avg.
2011-12	7	0	4	0.6	0	2	.000	0	1	.000	0	0	.000	0	2	2	0.3	0	0	0	1	0	0	0	0.0
2012-13	9	0	11	1.2	1	3	.333	0	1	.000	0	2	.000	0	4	4	0.4	1	0	2	2	0	0	2	0.2
2013-14	2	0	3	1.5	0	0	.000	0	0	.000	0	0	.000	0	1	1	0.5	0	0	1	0	0	0	0	0.0
TOTAL	18	0	18	1.0	1	5	.200	0	2	.000	0	2	.000	0	7	7	0.4	1	0	2	4	0	0	2	0.1



STEVE SORENSON

Sophomore | Guard | 6-0 | 161

#3

Dallas, Texas | St. Mark's School of Texas

Sorenson Season / Career Highs

Points
Season: --
Career: 1, vs. Duke 1/23/13
Rebounds
Season: --
Career: --
Assists
Season: --
Career: --
Steals
Season: --
Career: --
Field Goals
Season: --
Career: --
Field Goal Attempts
Season: --
Career: --
Free Throws
Season: --
Career: 1, vs. Duke 1/23/13
Free Throw Attempts
Season: --
Career: 1 (2x) last vs. Duke 1/23/13
3-Point Field Goals
Season: --
Career: --
3-Point Field Goal Attempts
Season: --
Career: --
Minutes
Season: 1 (2x) last vs. Loyola, 12/30/13
Career: 3, vs. Charlotte, 12/14/12

ACC Academic Honor Roll

As a Freshman (2012-13): ACC Academic Honor Roll ... Walk on who joined the team prior to the season ... Played in eight games ... Hit a free throw vs. Duke to score first collegiate point on Jan. 23, 2013.

High School: Named all state by the Texas Association of Basketball Coaches as a senior ... TABC academic all-state ... Two-time All-Southwest Preparatory Conference... Trinity Valley Christian all-tournament team twice ... Team captain both junior and senior seasons ... Averaged 18 points, six assists, three rebounds, two steals in senior campaign ... Shot 50 percent from both the field and distance in final season ... Team leadership award ... Invited to TABC all-star game and 2012 Showboat Classic ... Team MVP ... Notched 12 points, five assists, four rebounds and two steals per game sophomore season ... Shot 50 percent from the field and 49 percent from three ... Most improved player sophomore season ... Three-year letterwinner ... Honor roll all four years.

Personal: Full name is Steven Lewis Sorenson, goes by Steve ... Born Dec. 30, 1993 in St. Louis, Mo. ... Son of Skip and Yvonne ... Brother to Erik, who was a walk-on with the Virginia Tech basketball team from 2010-12 ... Played AAU ball for Dallas Heroes ... Majoring in business.

2012-13			
Opposition	P	R	A
Jacksonville	0	0	0
Charlotte	0	0	0
at Hawai'i	0	0	0
Duke	1	0	0
Florida State	0	0	0
Boston College	0	0	0
North Carolina	0	0	0
vs. Pacific	0	0	0

SORENSON CAREER STATISTICS

Season	GP	GS	Min.	Avg.	FG	FGA	Pct.	3-Point			Free Throws			Rebounds			PF	FO	Ast.	TO	Blk	Stl	Scoring	
								FG	FGA	Pct.	FT	FTA	Pct.	Off.	Def.	Tot.							Avg.	Pts.
2012-13	8	0	10	1.3	0	0	.000	0	0	.000	1	3	.333	0	0	0	0.0	0	0	3	0	0	1	0.1
2013-14	2	0	2	1.0	0	0	.000	0	0	.000	0	0	.000	0	0	0	0.0	0	0	0	0	0	0	0.0
TOTAL	10	0	12	1.2	0	0	.000	0	0	.000	1	3	.333	0	0	0	0.0	0	0	3	0	0	1	0.1

2013-14 Miami Men's Basketball
University of Miami Combined Team Statistics (as of Jan 02, 2014)
All games

RECORD:	OVERALL	HOME	AWAY	NEUTRAL
ALL GAMES	8-5	4-3	3-1	1-1
CONFERENCE	0-1	0-1	0-0	0-0
NON-CONFERENCE	8-4	4-2	3-1	1-1

##	Player	gp-gs	min	avg	Total		3-Point		F-Throw		Rebounds			pf	dq	a	to	blk	stl	pts	avg		
					fg-fga	fg%	3fg-fga	3fg%	ft-fta	ft%	off	def	tot									avg	
15	Rion Brown	13-13	450	34.6	62-152	.408	18-63	.286	38-48	.792	25	59	84	6.5	23	0	39	20	1	15	180	13.8	
25	Garrius Adams	13-13	435	33.5	44-118	.373	12-47	.255	39-52	.750	9	53	62	4.8	26	1	32	25	3	22	139	10.7	
22	Donnavan Kirk	13-13	392	30.2	52-109	.477	3-13	.231	18-31	.581	43	52	95	7.3	28	0	3	21	28	6	125	9.6	
35	James Kelly	13-9	323	24.8	50-93	.538	9-20	.450	11-17	.647	18	53	71	5.5	27	0	10	12	9	8	120	9.2	
05	Davon Reed	13-7	366	28.2	38-103	.369	21-56	.375	17-28	.607	7	21	28	2.2	22	0	29	24	2	10	114	8.8	
20	Manu Lecomte	13-6	349	26.8	31-77	.403	8-21	.381	21-27	.778	6	24	30	2.3	25	0	30	19	1	11	91	7.0	
23	Tonye Jekiri	13-4	232	17.8	24-54	.444	0-0	.000	5-8	.625	16	38	54	4.2	30	2	6	12	9	6	53	4.1	
21	Erik Swoope	11-0	104	9.5	6-17	.353	1-3	.333	6-9	.667	3	14	17	1.5	9	0	2	3	1	1	19	1.7	
04	Raphael Akpejori	7-0	41	5.9	1-3	.333	0-0	.000	2-2	1.000	0	7	7	1.0	11	0	0	2	2	0	4	0.6	
12	Justin Heller	2-0	3	1.5	0-0	.000	0-0	.000	0-0	.000	0	1	1	0.5	0	0	0	1	0	0	0	0.0	
03	Steve Sorenson	2-0	2	1.0	0-0	.000	0-0	.000	0-0	.000	0	0	0	0.0	0	0	0	0	0	0	0	0.0	
11	Mike Fernandez	2-0	3	1.5	0-0	.000	0-0	.000	0-0	.000	0	0	0	0.0	0	0	0	3	0	0	0	0.0	
Team											20	15	35										
Total.....		13	2700		308-726	.424	72-223	.323	157-222	.707	147	337	484	37.2	201	3	151	142	56	79	845	65.0	
Opponents.....		13	2700		286-711	.402	94-266	.353	118-190	.621	128	305	433	33.3	214	1	142	147	33	71	784	60.3	

TEAM STATISTICS	UM	OPP	Date	Opponent	Score	Att.	
SCORING	845	784	11-08-13	ST. FRANCIS BROOKLYN	Lot	62-66	6060
Points per game	65.0	60.3	11-11-13	GEORGIA SOUTHERN	Wot	81-80	4654
Scoring margin	+4.7	-	11-14-13	TEXAS SOUTHERN	W	84-69	4728
FIELD GOALS-ATT	308-726	286-711	\$ 11-18-13	at College of Charleston	W	70-54	4018
Field goal pct	.424	.402	11-21-13	UCF	L	58-63	4895
3 POINT FG-ATT	72-223	94-266	& 11-28-13	vs George Washington	Lot	63-71	1966
3-point FG pct	.323	.353	& 11-29-13	at Cal State Fullerton	W	48-46	1857
3-pt FG made per game	5.5	7.2	& 12-01-13	vs Arizona State	W	60-57	6007
FREE THROWS-ATT	157-222	118-190	12-04-13	at Nebraska	L	49-60	15088
Free throw pct	.707	.621	* 12-08-13	VIRGINIA TECH	Lot	60-61	6270
F-Throws made per game	12.1	9.1	12-19-13	at Savannah State	W	68-51	3370
REBOUNDS	484	433	12-22-13	LA SALLE	W	71-58	4837
Rebounds per game	37.2	33.3	12-30-13	LOYOLA	W	71-48	5166
Rebounding margin	+3.9	-					
ASSISTS	151	142	\$ = Wooden Legacy - Charleston, S.C.				
Assists per game	11.6	10.9	& = Wooden Legacy - Anaheim, Calif.				
TURNOVERS	142	147	* = Conference game				
Turnovers per game	10.9	11.3					
Turnover margin	+0.4	-					
Assist/turnover ratio	1.1	1.0					
STEALS	79	71					
Steals per game	6.1	5.5					
BLOCKS	56	33					
Blocks per game	4.3	2.5					
ATTENDANCE	36610	32306					
Home games-Avg/Game	7-5230	4-6083					
Neutral site-Avg/Game	-	2-3986					

Score by Periods	1st	2nd	OT	Totals
University of Miami	397	420	28	845
Opponents	327	417	40	784